

1989 SAINTS



RECORD & FACT BOOK

GTE salutes the New Orleans Saints™



Last year, we participated in more games than any other team in the NFL. And as the official telecommunications consultant to the NFL, 7 NFL teams, the Pro Bowl and Super Bowls XX-XXIV, we plan to participate in even more games this year.

What it all means is this: It's not just communications we offer, it's solutions.



NEW ORLEANS SAINTS 1989 SCHEDULE

PRESEASON

Date	Opponent	New Orleans Kickoff Time
AUG. 12 (SAT.)	INDIANAPOLIS COLTS	7 P.M.
Aug. 19 (Sat.)	at Buffalo Bills	6:30 p.m.
AUG. 28 (MON.)*	CINCINNATI BENGALS (ABC-TV)	7 P.M.
SEPT. 1 (FRI.)	WASHINGTON REDSKINS	7 P.M.

REGULAR SEASON

SEPT.10 (SUN.)	DALLAS COWBOYS	NOON
Sept. 17 (Sun.)	at Green Bay Packers	Noon
Sept. 24 (Sun.)	at Tampa Bay Buccaneers	Noon
OCT. 1 (SUN.)	WASHINGTON REDSKINS	NOON
Oct. 8 (Sun.)	at San Francisco 49ers	3 p.m.
OCT. 15 (SUN.)	NEW YORK JETS	3 P.M.
Oct. 22 (Sun.)	at Los Angeles Rams	3 p.m.
OCT. 29 (SUN.)	ATLANTA FALCONS	NOON
NOV. 6 (MON.)*	SAN FRANCISCO 49ERS (ABC-TV)	8 P.M.
Nov. 12 (Sun.)	at New England Patriots	Noon
Nov. 19 (Sun.)	at Atlanta Falcons	Noon
NOV. 26 (SUN.)*	LOS ANGELES RAMS (ESPN-TV)	7 P.M.
Dec. 3 (Sun.)	at Detroit Lions	Noon
Dec. 10 (Sun.)	at Buffalo Bills	Noon
DEC. 18 (MON.)*	PHILADELPHIA EAGLES (ABC-TV)	8 P.M.
DEC. 24 (SUN.)	INDIANAPOLIS COLTS	NOON

(Home games in CAPS)

*Games nationally telecast

CONTENTS

ALUMNI.....	138-141	'Consecutive' Records.....	153
BIOGRAPHIES		Leaders, All-Time.....	147-149
Administration.....	21-24	Leaders by Years.....	142-146
Coaching Staff.....	10-16	Opponent Individual.....	169
Jim Finks.....	6-7	Opponent Team.....	170
Head Coach.....	8-9	Saints Individual.....	156-160
Other Saints, 1989.....	91-97	Saints Team.....	161-168
Managing General Partner.....	4-5	Series Records.....	115-120
Rookies.....	80-85	Two-Team Records.....	171
Scouting.....	16-18	RESULTS	
Training & Equipment Staff.....	19-20	All-Time.....	128-131
Veteran Players.....	26-79	Preseason.....	132
DEPTH CHART.....	90	1988 Postseason.....	173
DIRECTORY.....	3	RETIRED NUMBERS.....	11
DRAFT HISTORY.....	134-137	REVIEW OF 1988.....	98-105
DRAFT TRIVIA.....	131	ROSTERS	
EXPANSION DRAFT, 1967.....	107	First-Year.....	87
HEAD COACHES.....	88	Numerical.....	88
HISTORY.....	122-127	Veterans.....	86
HOTELS.....	171	SCHEDULES	
HOW SAINTS WERE BUILT.....	89	1989 Postseason.....	114
LAST TIME.....	168	NFL Preseason.....	176
LONGEST PLAYS, 1988.....	97	NFL Regular Season.....	177-179
MEDIA INFORMATION.....	183	Saints, 1989.....	1
MONDAY NIGHT FOOTBALL		SPONSORS, 1989.....	182
RESULTS.....	153	STANDINGS, ALL-TIME.....	133
NFL DIRECTORY.....	172	STATISTICS	
NFL RULES CHANGES.....	175	1988 Defense.....	121
NFL STANDINGS, 1988.....	173	1988 Individual.....	106-107
OPPONENT INFORMATION.....	110-114	1988 Team.....	108-109
OVERTIME GAMES.....	46	SUMMER CALENDAR.....	181
POSTSEASON GAME SCHEDULE.....	114	SUPER BOWL RESULTS.....	184
PRESEASON TELECASTS.....	184	SUPERDOME FACTS.....	16
PRO BOWL RESULTS.....	120	TICKET INFORMATION.....	180
PRO BOWL SAINTS.....	181	TIE BREAKERS.....	174
RADIO NETWORK.....	184	TRAINING CAMPS.....	79
RECORDS		UNIFORM CHANGES.....	160
Attendance.....	154-155		
Big Days.....	150-152		

SAINTS TRAIN AT WISCONSIN-LACROSSE

For the second consecutive year, the Saints will travel north to LaCrosse, Wisconsin to hold their training camp.

The facilities at the University of Wisconsin-LaCrosse will be utilized during the training period from July 21 - August 25.

The mailing address for the Saints at training camp is: New Orleans Saints, c/o University of Wisconsin-LaCrosse, P.O. Box 1236, LaCrosse, Wisconsin 54602-1236.

CAMP PHONE NUMBERS

Office: (608) 789-4550
Media Relations: (608) 789-4556
Recorded News Message: (608) 789-4575

SAINTS DIRECTORY

OWNER/GENERAL PARTNER.....Tom Benson

ADMINISTRATION

President/General Manager.....	Jim Finks
Vice President of Administration.....	Jim Miller
Director of Player Personnel.....	Bill Kuharich
Assistant to the Player Personnel Director.....	Austin Dejan
Business Manager/Controller.....	Bruce Broussard
Assistant Controller.....	Charleen Sharpe
Data Processing Manager.....	Jay Romig
Director of Marketing.....	Greg Suit
Assistant Director of Marketing.....	Bill Ferrante
Marketing Assistant.....	Sylvia Alfortish
Director of Media Relations.....	Rusty Kasmiersky
Assistant Director of Media Relations.....	Neal Gulkis
Director of Travel/Entertainment/Special Projects.....	Barra Birrcher
Ticket Manager.....	Sandy King
Ticket Office Supervisor.....	Judy Chavis

COACHING AND PLAYER PERSONNEL STAFF

Head Coach.....	Jim Mora
Offensive Coordinator/Quarterbacks.....	Carl Smith
Running Backs.....	Jim Skipper
Receivers.....	Steve Walters
Tight Ends/Special Teams.....	Joe Marciano
Offensive Line.....	Paul Boudreau
Defensive Coordinator/Inside Linebackers.....	Steve Sidwell
Outside Linebackers.....	Vic Fangio
Defensive Line.....	John Pease
Defensive Secondary.....	Dom Capers
Strength and Conditioning.....	Russell Paternostro
Personnel Scout.....	Bill Baker
Personnel Scout.....	Hamp Cook
Personnel Scout.....	Hokie Gajan
Personnel Scout.....	Tom Marino
Personnel Scout.....	Carmen Piccone
Director of Videotape.....	Albert Aucoin
Assistant Director of Videotape.....	Brian Badzinski
Trainer.....	Dean Kleinschmidt
Assistant Trainer/Director of Rehabilitation.....	Kevin Mangum
Equipment Manager.....	Dan Simmons
Assistant Equipment Manager.....	Glennon (Silky) Powell
Grounds Superintendent.....	Lester Vallet
Team Physicians.....	Charles L. Brown, Ken Saer, Terry Habig, Lee Moss
Team Dentist.....	King McGoe

Tickets: 1500 Poydras Street
New Orleans, LA 70112
(504) 522-2600

Football Office: 6928 Saints Drive
Metairie, LA 70003
(504) 733-0255
(504) 733-6147 (Media Relations)

TOM BENSON

Owner/General Partner



New Orleans and the Saints entered a new era in 1985. That was the year that Tom Benson obtained control of the state's NFL team.

Great things have been happening ever since.

In 1987, the Saints broke through for a first-ever winning record and playoff appearance. Last season, New Orleans again returned to the winning ways established a year earlier. The Saints, although missing the playoffs in a tiebreaker, posted a 10-6 record, identical to the Super Bowl champion 49ers.

Tom Benson has many qualities that have made him successful in his numerous business interests. He utilized many of those qualities in the formation of his Saints team.

A solid businessman but unfamiliar with the operation of a professional sports franchise, Benson followed with the Saints his rule of thumb in the other businesses he controls — find capable people, give them the responsibility and authority, and let them perform. Enter Jim Finks to direct the transformation of the Saints into winners.

The rest is history, and more history is made each successful season.

"There is a difference between wanting to win and having to win," Benson explained. "In our case, we have to win. We have to put in the extra effort that leads to achievement. When you have to win, you really look for the extra things that can make you successful."

His peers are aware of his ability as a businessman. Despite his short tenure among the fraternity of NFL owners, Benson has been named as chairman for the league's most focal and influential group, the NFL's Finance Committee.

Longtime Benson associates will attest that he has built an empire from ground-zero with a roll-up-the-sleeves work ethic and a personal tenacity that makes things happen.

He demonstrated those qualities in the protracted negotiations in the Spring of 1985, that led to the purchase of the franchise. Before the purchase was completed June 3, Benson had assembled a group of ten partners and formed a coalition of political, business and community leaders. Through months of setbacks, he continued to orchestrate the monumental task of guiding the sale to completion, a goal that many, even some involved in the project, thought impossible.

Doing the impossible has long been a Benson trademark. He continues to move progressively ahead into the challenges of new business opportunities on many fronts.

Benson was born in New Orleans in 1927 and grew up on the edge of the city's sprawling 9th Ward. He was educated at St. Aloysius High School (now Brother Martin) and Loyola University. As a youngster, he played sandlot football at St. Roch Park and earned spending money delivering the Times Picayune newspaper.

After studying business and accounting at Loyola, the young Benson went to work as a bookkeeper for the Cathey Chevrolet Co. in New Orleans in 1948.

By 1956, at age 29, Benson was on his way to San Antonio, Texas to manage a Chevrolet dealership as a junior partner. Six years later he took full control of the dealership and established the Tom Benson Chevrolet Co. That acquisition, combined with Benson's confidence and determination, spawned what is today the Benson Automotive World, a multi-dealership organization based in New Orleans with outlets in San Antonio, Corpus Christi and Kerrville, Texas. He currently serves on several advisory boards of General Motors Corp.

He also has extensive real estate and banking interests, including the Pontchartrain Bank and its ten branches in the New Orleans area.

Appreciative of the fact that New Orleans, its schools, business community and people gave him his start, Benson and his brothers, Jerome and Larry, established the Free Enterprise Resource Center at Brother Martin High School in honor of their parents, Tom Sr. and Carmen. He has also sponsored chairs in free enterprise at two universities, and is director of the chair at St. Mary's University.

He serves his college alma mater on the President's Council of Loyola University.

Benson has received many honors for his community involvement, a few of which are: American Tradition award from the B'nai Brith Foundation of the United States; Rev. Jacques E. Yenni Award for Community Service from Loyola University; N.A.D.A. Northwood Institute Award for Outstanding Service to Education; Brotherhood Award of the National Conference of Christians and Jews; Order of St. Louis Medallion for dedication to church from the Archdiocese of New Orleans; 1986 Brother Martin High School Alumnus of the Year; Honorary Doctor of Science and Business from Cleary College (Ypsilanti, Mich.), 1986; Honorary Doctor of Humane Letters from Loyola University, 1987, and an Honorary Doctor of Laws from the Northwood Institute in Dallas, 1989.

He is one of four children and the grandnephew of the late Herbert Benson, a local architect who helped design Tulane Stadium and was one of the founders of the annual Sugar Bowl football game.

In addition to his home in New Orleans, Benson also has a 2,000-acre ranch near that of the late president Lyndon Johnson where he maintains a stable of race horses that carry his black and gold colors to several Louisiana tracks. Part of the ranch is a game preserve, a refuge for exotic deer, antelope and other species. He has also developed a prestigious herd of Angus cattle.

Benson and his wife, the former Grace Trudeau of New Orleans, share a family of six children: Rene LeBlanc, Tootsie Benson, Donn Walker, Susan Stucke, Rick Walker and Mimi Walker.

JIM FINKS

President/General Manager



As an administrator in the sports world, Jim Finks is rivaled by few.

Testimony to that fact is his consideration by league owners as a candidate for football's highest office — that of NFL commissioner.

Jim Finks was named president and general manager of the Saints franchise Jan. 14, 1986, bringing with him a background of success as a player, coach, scout and administrator that spanned 37 years in sports.

Before his arrival, the Saints had not had a winning season. Under Finks, New Orleans has experienced two consecutive winning

campaigns, and has participated in a first-ever playoff game.

In 1987, the Saints posted a 12-3 record, second-best in the entire NFL, and played in the NFC wild card game.

For his leadership of the Saints during the team's first winning season and playoff appearance, Finks was selected by The Sporting News, Football News, and the Touchdown Club of Washington, D.C. as the NFL's Executive of the Year for 1987.

Though the 1988 Saints had the same 10-6 record as NFC West counterparts San Francisco and the Rams, they missed the playoffs in a tiebreaker process.

The Saints have in the last three seasons become a team in the Finks mold, and are well down the road to building a winning tradition.

During a ten-year association with the Minnesota Vikings, Finks brought that NFC Central club to the top of the professional game. He joined the Vikings in 1964 as general manager. He became vice president in 1969 and executive vice president, 1973. Upon arrival in Minnesota, Finks hired then-unknown Bud Grant to coach the Vikings. That was just one of many calculated moves that would take the team to two Super Bowls (Jan. 1970 and 1974) during Finks' tenure, and establish the foundation for two more Vikings appearances in the title game. During his final four seasons with the Vikings (1970-73), the team achieved 47 victories. Following Minnesota's second Super Bowl appearance, Finks resigned.

In 1968, Finks had served on the first NFL negotiating committee that met with the players association. After leaving the Vikings, he served full-time with the NFL Management Council until his appointment to the staff of another NFL team.

Finks was named executive vice president, general manager and chief operating officer of the Chicago Bears just two days before the 1974 season opener.

The Bears situation was similar to that which he found on his arrival in Minnesota, a franchise with few accomplishments over several seasons. He spent that first season observing, evaluating and planning. By 1977, the Bears were in the playoffs for the first time since 1963.

Following the 1982 season, Finks moved from the Bears to the Chicago Cubs where he served as team president through the successful 1984 campaign for the National League East title.


In 1985 he served as a senior consultant with the Chicago-based public relations firm of Hill and Knowlton.

Finks entered the NFL as a rookie quarterback in 1949 from Tulsa University. The Steelers were the only team in the NFL to still employ the single wing, and Finks played defensive back until 1952 when Pittsburgh converted to the T-formation. Finks became the starting quarterback that year and went on to the Pro Bowl. He also played professional baseball, 1949-50.

He retired as an NFL player following the 1955 season and joined Notre Dame as backfield coach on Terry Brennan's staff.


He served as assistant coach and scout for Calgary in the CFL the following season and took over as general manager of the Stampeders in late 1957. He remained with the Stampeders until joining the Vikings in 1964.

A native of Salem, Ill., Finks was born Aug. 31, 1927. Finks and his wife Maxine reside in Metairie. They have four sons: Jim, David, Dan and Tom.



JIM MORA

Head Coach



It's no accident that success has followed Jim Mora. From his USFL beginnings to three years at the helm of the Saints, Mora's teams have been recognized for their winning tradition and solid play.

His accomplishments with the Saints cannot be taken lightly, for he is the only coach in team history to post a career slate with more wins than losses.

The Saints' first-ever winning season and playoff appearance came in 1987, when Mora led the team to a 12-3 record, second-best in the NFL, and a NFC wild-card playoff berth. New Orleans followed that with a 10-6 slate in

1988, narrowly missing another playoff spot.

The Saints' on-field performance in 1987 earned Mora a clean sweep of Coach of the Year honors.

Knowledge of the game is important for an NFL head coach, but history has proven that so much more is necessary to transform talent and hard work into success each Sunday in a competitive, balanced league.

Jim Mora has such qualities.

Organization, hard work, perseverance, character. These Mora traits serve him well as a head coach. Inkeeping with a personal tradition to improve, Mora points to the next challenge with a rare enthusiasm exhibited by only the most successful of leaders.

Mora brought impeccable credentials to New Orleans in 1986 as he embarked on his first year as an NFL head coach. He inherited a Saints team that needed many questions answered coming off a 5-11 slate in 1985. Systematically, he sought to answer those questions.

In that first season, the Saints finished 7-9, respectable for a first-year coach and staff, but far below the standards set by Mora. In 1987, the landmark season in the Crescent City, the Saints had the longest winning streak in the NFL, nine games. That eclipsed the previous team record of three consecutive victories.

To follow the 1987 season with another solid year would prove that, finally, New Orleans had a contender in the NFL. Mora and his club posted a 10-6 record in 1988, identical to the league-champion 49ers.

"We've come a long way since that first season," Mora said. "But, it's not important where we've been at this point. It's where we're going.

"We want to be the best team in the NFL. To do that, we have to improve in every category — offense, defense, special teams, coaching, administration.

"In football, either a team gets better or it gets worse. There is no standing still. We are working to get better."

As head coach of the Philadelphia/Baltimore Stars 1983-85, Mora posted an astonishing 48-13-1 record, guided his team into the championship game all three years, won the league championship in 1984 and 1985 and was named coach of the year in 1984.

Those accomplishments, as well as his reputation as a hard-working, businesslike competitor, made Mora much in demand when NFL coaching openings were announced after the 1985 season. He had several offers to turn the fortunes of NFL clubs as head coach. But of four NFL openings for a head coach, Mora was attracted to New Orleans. He was one of eight candidates personally interviewed by president/general manager Jim Finks.

"I was impressed with the Saints ownership and organization, the plan for the franchise and the people," Mora said of his choice. "Mr. (Tom) Benson wants to win, and he knows what it takes to be a winner. Jim Finks has a great track record in the NFL."

Mora spent 23 years coaching in the college and professional ranks before embarking on his first experience as a pro head coach. In addition to his tenure as head coach of the Stars where he became the winningest coach in the league, he worked in seven different college and NFL organizations before joining the Saints January 28, 1986.

A native of Los Angeles and the son of a television film editor, Mora played tight end and defensive end four years at Occidental College. His teammate and roommate, presidential candidate Jack Kemp, became a standout quarterback with the Buffalo Bills on his way to a career in public service. After completing his B.A. in physical education in 1957, Mora was assistant coach four years and head coach three years at his alma mater. He later earned a master's degree in education at USC.

In 1967, Mora joined John Ralston's staff at Stanford as linebackers coach. There he became friends with Dick Vermeil, quarterbacks and receivers coach on the same staff, who would later lead the Philadelphia Eagles to the Super Bowl.

Ralston would later describe Mora as having "the executive ability to run General Motors."

After a single season at Stanford, Mora moved to the University of Colorado in 1968 where he coached all phases of defense in six years on Eddie Crowder's staff.

In 1974, Mora joined Vermeil, then head coach at UCLA, as linebackers coach.

The following season, Mora moved to Don James' staff at the University of Washington as defensive coordinator and served in that capacity three seasons before making the jump to the National Football League.

In 1978, Mora joined the Seattle Seahawks as defensive line coach and remained with the AFC club until 1982 when he was named defensive coordinator of the New England Patriots. Mora's defensive unit played a major role in the Patriots' march to the playoffs that year.

Mora in 1983 guided his first Stars team to a 16-4 record and a narrow miss in the league championship game, a loss to the Michigan Panthers, 24-22. The following year, Mora's team went 19-2 and defeated the Arizona Wranglers 23-3 for the title. In 1985 the team achieved a 13-7-1 mark and beat Oakland, quarterbacked by Bobby Hebert, for the championship 28-24.


"I'm right where I want to be, right where I want to coach," said Mora. "And I like this challenge. We have a tremendous opportunity here in New Orleans."

Already the most successful coach in team history, Mora has compiled a 29-19 (.604) record in his three years with the Saints, including one playoff game.

Born May 24, 1935 at Glendale, California, Mora and his wife, Connie, have three sons, Jim, an assistant coach with the San Diego Chargers, Michael and Stephen.

1989 STAFF BIOGRAPHIES

JIM MILLER, Vice-President of Administration



Now in his fourth season with the Saints, Jim Miller joined the club from the NFL Management Council just prior to the start of the 1986 campaign.

Miller's responsibilities with the Saints include negotiating player contracts, overseeing all club administrative offices and serving as club liaison with the NFL and Management Council offices.


Miller started his professional career as a writer at the Louisville Courier Journal, 1970-71. He covered the NFL as a writer for the Baltimore Evening Sun 1972-81.

Miller joined the Management Council as director of information. He was the NFLMC spokesman during the 1982 players' strike.

In 1983, he was appointed director of administration, advising clubs on contract matters, coordination of Management Council special projects, and various other duties.

A native of Clark Station, Kentucky, and graduate of the University of Kentucky, Miller also holds a master's degree from the University of Maryland. He and his wife, Bonnie, live in Mandeville with their daughter, Lindsay.

BILL KUCHARICH, Director of Player Personnel



Bill Kuharich in 1987 was presented the stiffest challenge of his football career, the assembly of a replacement squad. The group constructed by Kuharich and his staff posted a respectable 2-1 record, and kept the Saints in the thick of the division championship race until the end.

Kuharich joined the Saints in 1986 from the Philadelphia/Baltimore Stars of the USFL as director of pro personnel. He was elevated to his present position prior to the 1986 season.


A graduate of Middlebury College in Vermont, Kuharich started his football career as a graduate assistant coach at Brown University in 1976. His first fulltime post came as offensive backfield coach at Hawaii in 1977. Stops at Georgetown (1978), St. Lawrence (1979), and Columbia (1980) followed.

When the USFL started, Kuharich went to Philadelphia as administrative aide to the general manager. He was named assistant general manager/director of player personnel in 1983. The Stars played in all three of the league's championship games and won the USFL title twice.

Both college and pro scouting, professional league player movement and evaluation, and self-scouting are duties of Kuharich's position with the Saints.

Born March 25, 1953 in Skokie, Illinois, Kuharich is the son of the late Joe Kuharich, head coach at Notre Dame, the Washington Redskins and Philadelphia Eagles. Kuharich and his wife, Betsy, live in Destrehan.

CARL SMITH, Offensive Coordinator/Quarterbacks



Under Carl Smith, the Saints in 1987 scored the most points in club history, and led the NFL in time of possession. Last season, the team finished second in time of possession.

Smith joined the Saints staff in 1986 from the staff of the Philadelphia/Baltimore Stars. Smith directed the Stars' quarterbacks and wide receivers 1984-85 after a year as special teams coach.

Smith started his coaching career as graduate assistant at his alma mater, Cal Poly-San Luis Obispo in 1971. He moved to the University of Colorado as graduate assistant in 1972, and earned his first fulltime post as linebacker coach for the Buffaloes in 1973 where he worked with Saints head coach Jim Mora.


In 1974, Smith joined the staff at the University of Southwestern Louisiana as defensive line coach. He coached defensive backs for the Ragin' Cajuns 1975-76, then switched to the offensive side of the ball as offensive coordinator 1977-78. He served at Lamar University 1979-81, and was named offensive coordinator at North Carolina State in 1982.

Smith was born April 26, 1948 at Wasco, California. He and his wife, Dianne, live in Kenner with their two sons, Tracy and Tyler.

SAINTS RETIRED NUMBERS

Only two numbers on the Saints roster have been retired. Defensive end Doug Atkins, the former University of Tennessee All-America, joined the Saints in 1967 and retired in 1969. All-Pro running back Jim Taylor played in a Saints uniform during the 1967 season. Both Atkins' no. 81 and Taylor's no. 31 are retired. Atkins and Taylor are both members of the NFL's Hall of Fame in Canton, Ohio.

STEVE SIDWELL, Defensive Coordinator/Inside Linebackers



Under Steve Sidwell, the Saints defense last year ranked fourth in the entire NFL in points allowed (283).

Sidwell begins his fourth season with the Saints. He came to New Orleans from the Indianapolis Colts, where he coached the defensive line in 1985.

All-conference at linebacker at the University of Colorado, Sidwell started his coaching tenure as linebacker coach 1966-73 at his alma mater, working there with Jim Mora. He moved to the University of Nevada-Las Vegas, assuming the additional duties of defensive coordinator, 1974-75. In 1976, Sidwell was named defensive coordinator at Southern Methodist and held that post until 1981.

Sidwell's first pro coaching spot came in 1982-84, when he served as linebacker coach for the New England Patriots. The first season was served under Mora, the Patriots' defensive coordinator.

Born August 30, 1944 at Winfield, Kansas, Steve and his wife Katy have two sons, Brad and Scott. They live in Destrehan.

PAUL BOUDREAU, Offensive Line




Paul Boudreau is in his third season with the Saints after coming to New Orleans from the Edmonton Eskimos of the CFL. Despite having his total complement of starters for only one game in 1988, the Saints offense allowed only 24 sacks on the season, third-best in the NFL.

A graduate of Boston College, Boudreau started his coaching career at Oxford High School in Boston, Massachusetts 1973-74. He moved to his alma mater as offensive line coach 1974-77. Stops at the University of Maine (1977-79), Dartmouth (1979-81), and Navy (1982) preceded his appointment to the Eskimos staff.

Boudreau and his wife, Joan have a son, Paul, and a daughter, Jill. They live in Destrehan.

DOM CAPERS, Defensive Backs



Under Dom Capers, the Saints led the NFL in interceptions following the 1987 season.

Capers is in his fourth season with the Saints, arriving after two seasons with Jim Mora at the USFL's Philadelphia/Baltimore Stars.

Lettering four years in football and baseball at Mount Union College, Capers opened his collegiate coaching career at Kent State as graduate assistant 1972-74. After a brief stint at the University of Washington in 1975, Capers accepted his first fulltime post at the University of Hawaii, coaching defensive backs 1975-76.

Following tenure at San Jose State (1977), California (1978-79) and Tennessee (1980-81), Capers joined Earle Bruce's staff at Ohio State (1982-83). The Buckeyes made bowl appearances in both of Capers' seasons.

The Stars won the USFL championship game both of Capers' seasons coaching the defensive backs.

Capers was born August 7, 1950 at Cambridge, Ohio. He and his wife, Holly, live in Destrehan.

VIC FANGIO, Outside Linebackers



Vic Fangio is in his fourth season with the Saints, having joined Jim Mora in New Orleans from two seasons in the USFL.


Fangio, a graduate of East Stroudsburg University, started his coaching career at his high school alma mater, Dunmore High School, as linebacker coach in 1979. He was named defensive coordinator at Dunmore, serving in that capacity 1980-81. In 1982, Fangio worked as defensive coordinator at

Milford Academy.

A year at the University of North Carolina coaching the defensive line preceded Fangio's appointment to the USFL Stars staff, where he served as defensive assistant and strength and conditioning coach.

Born August 22, 1958 at Dunmore, Pennsylvania, Fangio and his wife, Patty reside in Destrehan.

JOE MARCIANO, Tight Ends/Special Teams



Under Joe Marciano, the Saints special teams each year continue to rank among the NFL's top teams in every special teams category.


Marciano is in his fourth season in New Orleans, joining the Saints staff in 1986 from the Stars, where he coached tight ends and special teams.

After a four-year college career quarterbacking Temple University, Marciano coached at Wyoming Area High School in 1976 for his first coaching job. He then coached tight ends at East Stroudsburg (1977), and Rhode Island (1978-79). He moved to Villanova in 1980, and joined Joe Paterno's staff at Penn State in 1981 as tight ends coach. In 1983, he returned to his alma mater to coach tight ends and special teams.

Marciano joined Jim Mora in 1983 on the Stars staff, and helped in the appearance of the Stars in all of the USFL championship games, and victories 1984-85.

Born in Scranton, Pennsylvania February 10, 1954, Marciano and his wife, Cheryl, live in Metairie.

RUSSELL PATERNOSTRO, Strength and Conditioning




Russell Paternostro joined the Saints in 1981 after success at training both individuals and teams at every level of competition.

A New Orleans native, Paternostro graduated from West Jefferson High School, and attended San Diego State University. He played football in high school and also at Camp Pendleton, California during his Navy tour of duty.

Paternostro returned to New Orleans in 1962, and managed and owned conditioning centers in the New Orleans area.

Paternostro was born July 21, 1940 in New Orleans. He and his wife, Mercy, have two daughters, Angela and Robyn. They reside in Mandeville.

JOHN PEASE, Defensive Line



John Pease came to the Saints in 1986 from the USFL as defensive line coach of the Stars.

Following graduation from the University of Utah after an all-WAC senior season at wingback, Pease served in the military in Puerto Rico 1965-67. It was there that he got his first coaching experience, coordinating the offense at Antilles High School in 1966. He returned to his alma mater 1968-69 as graduate assistant.

His first fulltime job came at Fullerton College where he served 1970-73 as defensive coordinator. He served at Long Beach State 1974-76, and returned to Utah to coach 1977.

Pease coached at the University of Washington 1978-82 before joining the Stars staff in 1983.

Born October 14, 1943 in Pittsburgh, Pennsylvania, Pease has a daughter, Kristin. He and his wife, Chris, live in Metairie.

JIM SKIPPER, Running Backs



Jim Skipper begins his fourth season with the Saints after having served with Jim Mora in the USFL.

Joining the Saints in 1986, Skipper coached running backs for the Stars 1983-85.


Skipper graduated from Whittier College, and started his coaching career at Duarte High School in California in 1973. He coached defensive backs at Cal Poly-Pomona 1974-76, and the

same position at San Jose State 1977-78.

Skipper's first running backs coaching position came at the University of the Pacific in 1979, and coached 1980-82 at the University of Oregon in the same capacity.

Skipper was born January 23, 1949 at Breaux Bridge, Louisiana. Jim and his wife, Elmarie, have have three sons, Courtney, Timmy, and Kelly. The Skippers live in Kenner.

STEVE WALTERS, Wide Receivers



Under Steve Walters, two Saints wide receivers eclipsed the old team reception mark of 65, and Eric Martin was second in the NFL in receptions with 85.

A two-year football letterman at the University of Arkansas, Walters started coaching as graduate assistant at Virginia Tech 1971-72. He accepted his first fulltime coaching position at Tampa University as receivers coach in 1973.


Walters changed sides of the ball, coaching defensive backs at Northeast Louisiana 1974-75, then back to offense in 1976 with quarterbacks and receivers at Morehead State.

Stops at Tulsa (1977-78), Memphis State (1979), and SMU (1980-81) preceded Walters' first pro coaching post, tutoring defensive backs at the New England Patriots 1982-84.

Walters coached defensive backs at Alabama in 1985.

Born June 16, 1948 at Jonesboro, Arkansas, Walters and his wife, Susan, have a son, Kirk, and a daughter, Kasey. They live in Destrehan.

AUSTIN DEJAN, Assistant to the Player Personnel Director



Austin Dejan joined the Saints player personnel staff fulltime in 1987.

Dejan is responsible for the day-to-day operation of the player personnel department, including college, pro and self-scouting.

A graduate of Dillard University, Dejan taught in New Orleans Public Schools before coming to the Saints as an intern in the player personnel department in 1986.


A native New Orleanian, Dejan graduated from Benjamin Franklin High School. Austin and his wife, Brucie, reside in Slidell.

SUPERDOME FACTS

Total Land Area52 acres
Height273 feet
Diameter680 feet clear span
Concrete169,000 cubic yards
Structural Steel20,000 tons
Air Conditioning9,600 tons
Convention Rooms40
Restrooms88

Private Box Suites132
Parking Garages5,000 cars, 250 buses
Lighting15,200 fixtures
Electric Wiring400 miles
Aluminum Sidingmore than 500,000 sq. ft.
Area of Roof9.7 acres
Escalators32
Elevators9 passenger, 1 freight

BILL BAKER, Player Personnel Scout



In his fourth season, Bill joined the Saints in 1986 from three years service in the USFL.


Baker graduated from the University of Arizona in 1977 where he played center and defensive end. His coaching career started at Purdue University in 1978 as an assistant, where he remained until 1982.

Baker's first pro job came with the USFL's Arizona Wranglers in 1982 as director of college scouting. In 1983, he moved to the Michigan Panthers as director of college scouting. In 1984 he assumed a similar position with the USFL's Oakland Invaders.

Baker is assigned to cover colleges in the western United States.

Bill has a son Bill (Bo) III. He lives in Tucson, Arizona.

HAMP COOK, Player Personnel Scout




Hamp Cook enters his 17th season as a capable and experienced member of the scouting corps. He joined the Saints in 1973.

Cook coached high school teams in Mississippi and Alabama and was an assistant coach at the University of Southern Mississippi for eight years before joining the Saints. He graduated from Southern Mississippi with a masters degree in physical education.

Cook covers the southeastern United States for the Saints.

Hamp and his wife, Tinkey, live in Hattiesburg, Mississippi. They have three children, Tracey, Kyle, and Chuck, who is following in his father's footsteps as an NFL scout.

HOKIE GAJAN, Player Personnel Scout



Hokie Gajan is in his second season at his post after joining the Saints scouting department in 1987 following his retirement from the gridiron as an NFL fullback.

Gajan played at LSU, and was drafted in the tenth round by the Saints in 1981. He played fullback for the Saints 1982-85, before being sidelined by a knee injury. Gajan blocked for all-NFL players George Rogers and Earl Campbell. He holds the

Saints season record for rushing average with a six-yard norm in 1984.

Gajan rushed for 1,358 yards as a Saint, with a 5.4-yard average and 11 touchdowns. He added 63 catches for 515 yards and two TDs.

Hokie will scout parts of the southern United States in the Saints scouting system.

Hokie and his wife, Judy, live in Mandeville with their three daughters, Jennifer, Kristin and Megan.

TOM MARINO, Player Personnel Scout



Tom Marino brought fifteen years of football experience when he joined the Saints in 1986 from the Philadelphia/Baltimore Stars.

A graduate of Boston State College, Marino worked three years as scout for the Chicago Bears while finishing his undergraduate degree. He joined the Philadelphia Bell of the World Football League in 1974 as the team's director of player personnel.

He was named to the scouting staff of the Dallas Cowboys, and served 1976. Following the Cowboys, Marino joined the New York Giants, 1977-81.

In 1982, he joined the USFL with the Boston Breakers. He moved to the Denver Gold staff in 1983 as director of player personnel.

Marino is assigned the eastern United States in the Saints scouting system.

Tom and his wife, Denise, have a daughter, Melissa and a son, Tom. They live in Cary, North Carolina.

CARMEN PICCONE, Player Personnel Scout



In his fourth season with the Saints, Carmen Piccone came to New Orleans from a three-year tenure as a scout for the USFL scouting combine.


A three-year starter at Temple University 1954-56, Piccone started his coaching career at his alma mater coaching the freshman team. In 1960, he was named head coach at Southern Illinois, where he remained until 1965.

Stints at Cornell, a return to Temple, and Trenton State preceded his joining the USFL's scouting group in 1983.

Piccone is responsible for the midwestern United States for the Saints scouting effort.

Carmen and his wife, Dorothy, have two sons. They live in Ridley Park, Pennsylvania.

DEAN KLEINSCHMIDT, Trainer



Now in his 21st year with the Saints, Dean Kleinschmidt was appointed head trainer in 1971. He was, at that time, the youngest head trainer in the NFL.


A native of Morgan, Minnesota, Kleinschmidt attended Indiana University. He served as student assistant trainer and staff assistant trainer.

Since joining the Saints in 1969, he has served annually on the Senior Bowl staff as trainer. He has lectured in Sweden in 1976, Mexico City in 1978, and in Bahrain in 1984. He also serves as a clinical consultant at Southern Baptist Hospital. He is president of the board of directors of the Professional Football Athletic Trainers Society.

In 1986, Dean was voted Professional Athletic Trainer of the Year by the National Athletic Trainers Association (NATA). Also, he and assistant Kevin Mangum were recognized as the NFL Training Staff of the year by the Professional Football Athletic Trainers Society (PFATS).

Dean and his wife, Marlene, live in Metairie with their son, Rhett.

KEVIN MANGUM, Assistant Trainer/Director of Rehabilitation



Kevin Mangum is in his ninth season with the Saints. He was elevated to his present position in 1988.

Mangum joined the Saints as assistant trainer in 1981 following a tenure as a part-time training room assistant.

Mangum served as student trainer at Southwest Mississippi Junior College for two seasons. He also spent two years at his alma mater, the University of Southern Mississippi where he graduated with a bachelor's degree in athletic administration and coaching with a specialization in athletic training.

Along with head trainer Dean Kleinschmidt, Mangum shared in the recognition as NFL Training Staff of the Year by the Professional Football Athletic Trainers Society (PFATS).

Mangum completed his master's degree curriculum in 1988 at the University of New Orleans.

A native of Tylertown, Mississippi, Kevin is single and resides in Metairie.

DAN SIMMONS, Equipment Manager




An eighteen-year veteran of the equipment room, Dan Simmons is the second in a family of NFL equipment managers. Father Bill was equipment manager for the St. Louis Football Cardinals for 22 years.

Simmons joined the Saints in 1973 after assisting his father in St. Louis for two seasons. A graduate of Meramec College in St. Louis, Dan served four years in the Navy following his graduation.

Dan and his wife, Elaine, live in Mandeville with their three children, Tracy, Tony and Amy.

GLENNON POWELL, Assistant Equipment Manager



Better known as Silky, Powell joined the Saints in 1975.

A native of New Orleans, Powell worked in physical education with the New Orleans Recreation Department. He also served as a coach and manager at his alma mater, Redemptorist High School.

Silky is single and resides in the Irish Channel area of New Orleans.

LESTER VALLET, Grounds Superintendent



Lester Vallet joined the Saints in 1979 with extensive experience in sports facility management and maintenance.

Vallet was stadium superintendent at Tulane University for 12 years. He also served as field crew supervisor at the Louisiana Superdome for three years before joining the Saints staff.

Lester and his wife, Carolyn, have two sons, Lester, Jr. and Melvin. They live in New Orleans.

ALBERT AUCOIN, Video Director



Albert Aucoin is in his third season at his present post after taking over at the helm of the Saints' video department in 1986. He assumed command from his father, Erby, who retired after 19 seasons with the club.

Albert has been with the Saints since 1976, when he started as a photographer in training camp. He joined the staff fulltime in 1980.

Albert graduated from East Jefferson High School in New Orleans. A native New Orleanian, Albert and his wife, Lori, reside in Covington with their son Albert Adam.

BRIAN BADZINSKI, Assistant Video Director



Brian Badzinski joined the Saints fulltime in 1987 after serving the photo department part-time since 1975.

A native of Milwaukee, Wisconsin, Badzinski graduated from East Jefferson High School. Before joining the Saints, he ran his own video production company.

Brian and his wife, Paula, live in River Ridge with their two daughters, Kristine and Angela.

ADMINISTRATION

BRUCE BROUSSARD, Business Manager/Controller



Bruce Broussard joined the Saints as ticket manager in 1983. He was appointed to his present position in 1987.

Broussard came to the Saints from LePavillion Hotel in New Orleans, where he served eight years, four as general manager.

A New Orleans native, Broussard attended Cor Jesu High School and Loyola University, where he graduated with a degree in accounting.

He is a past president of the New Orleans Hospitality Accountants Association, and was on the board of directors of the New Orleans Hotel and Motel Association.

Bruce and his wife, Lynn, live in Metairie. They have two sons, Bruce, Jr. and Mark.

CHARLEEN SHARPE, Assistant Controller



Charleen Sharpe joined the Saints staff during the 1981 season.

Charleen served as assistant controller for First Homestead Federal Savings and Loan Corporation for eight years before joining the Saints.

A New Orleans native, Charleen graduated from Andrew Jackson High School and attended the University of New Orleans.

Charleen and her husband, Floyd, reside in Chalmette with their two children, Melissa and

Matthew.

SANDY KING, Ticket Manager




Sandy King was appointed to her present position in 1985 after 17 years of service in the Saints ticket office.

King joined the ticket office staff in 1968. She was appointed ticket office supervisor in 1984.

A native of Detroit, Michigan, Sandy graduated from Harperwoods High School. She has two sons, Gary and Steve. Sandy lives in New Orleans East.

BARRA L. BIRRCHEER, Director Travel, Entertainment and Special Projects



Now in his 19th season with the Saints, Barra Birrcher joined the Saints in 1971 as entertainment director. In subsequent years, he took on the added duties of game program advertising director and travel coordinator. Birrcher served as director of marketing 1981-86. He also worked with the NFL staff for Super Bowl XXII.

A New Orleans native and graduate of the University of New Orleans, Birrcher is a former publicity director at the Fair Grounds. He had his own advertising agency and is a past president of the Advertising Club of New Orleans.

Barra and his wife, Kay, live in Metairie with their two children, Christine and David.

JAY ROMIG, Data Processing Manager



Jay Romig enters his 13th season with the Saints. He was named to his present position in 1979.


In addition to his duties with the Saints' computer network, Romig has served the past three years as coordinator of the team's summer training camp at Southeastern Louisiana University in Hammond and at the University of Wisconsin-LaCrosse.

Romig started in the training room with the Saints, serving there 1977-78 as assistant trainer.

He also served as assistant trainer for the University of New Orleans for one year, and was named head trainer, holding that title for a year.

A native New Orleanian and UNO graduate, Romig attended Brother Martin High School. He and his wife, Beth, live in Metairie.

GREG SUIT, Director of Marketing



Greg Suit is in his 13th season with the Saints. He was named to his present position in 1987.

Suit came to the Saints in 1977 as assistant director of public relations. He was named director of publicity in 1980 and has served the organization as director of public relations since 1981.

As sports information director and assistant athletic director at the University of New Orleans, 1972-76, he won four national awards for his sports publications. He also served as assistant athletic director.

A native of Cincinnati, Ohio, Suit graduated from Miami University (O.) and worked as a newswriter for the Middletown (O.) Journal. He has served on the NFL staff for six Super Bowl games and the 1984 Pro Bowl. He is a member of the Public Relations Society of America.

Greg and his wife, Karen, have two sons, Ted and Joshua. They live in New Orleans.

BILL FERRANTE, Assistant Director of Marketing



Bill Ferrante joined the Saints marketing department fulltime in 1987.

A graduate of LSU, Ferrante joined the Saints public relations department in 1986 as an intern while continuing his studies in the master's program at the United States Sports Academy in Mobile, Ala.

A native New Orleanian, Bill graduated from Ecole Classique High School. He and his wife, Valerie, live in Metairie.

SYLVIA ALFORTISH, Marketing Assistant




Sylvia Alfortish was named to her present position in 1989. She is entering her 16th season in the Saints public relations office, serving as secretary 1974-83, public relations assistant 1983-86, and public relations and marketing assistant, 1987-88.

In addition, Sylvia serves as director of the Saintsations, the Saints dance team formed in 1987.

Alfortish graduated from McDonogh High School. A native of New Orleans, Sylvia resides in Chalmette with her three sons, Sean, Todd and Jeffrey.

RUSTY KASMIERSKY, Director of Media Relations




Rusty Kasmiersky joined the Saints staff in 1981 as assistant director of public relations. He was named to his present position in 1989.

Kasmiersky served as student assistant sports information director at Southwest Texas State University for three years, where he graduated in 1979. He then served one year as sports information director at Angelo State University.

Kasmiersky worked for the Saints 1975-79 in the equipment room during training camp. A native of Garwood, Texas, Rusty and his wife, Donna, live in Kenner with their son, Ryan.

NEAL GULKIS, Assistant Director of Media Relations



Neal Gulkis was appointed to his present position last January after spending the 1988 season as an intern in media services.

Gulkis served as a student assistant sports information director for three years at the University of Delaware, where he received his degree in business administration in 1987. He then spent one year as a graduate assistant in the sports information office at the University of New Orleans.

A native of Marlboro, New Jersey, Gulkis is single and resides in Kenner.

SAINTS BENCH

COACHING



Fran Albright
Executive



Ellen Frisard
Head Coach



Yvette Arceneaux
Coaches



Kim Wade
Receptionist

ADMINISTRATION



Barbara Schoen
Ownership



Linda Bourgeois
Business



Rachel Landreneau
Marketing



Jean Newman
Player Personnel



Anne Perez
Media Relations



Darlene Bonis
Saints Cheerleaders



Sandra Labourdette
Saintsations



Sam Surtain
Mail Clerk

TICKETS



Elizabeth Mitchell
Ticket Office



Judy Chavis
Ticket Office



Fran Pope
Ticket Office



Terry Exterstein
Ticket Office

1989 SAINTS VETERANS



7 MORTEN ANDERSEN

Kicker Year With Saints: 8 Year in NFL: 8
Ht: 6-2 Wt: 200 College: Michigan State
Born: August 19, 1960 at Struer, Denmark
Joined Saints: Draft Choice No. 4, 1982


PRO: 1988 — Made fourth consecutive Pro Bowl appearance after leading Saints in scoring with 110 points . . . hit on 26 of his 36 field goals on the season, holding on to title of NFL's alltime most accurate kicker (151-193, .782) . . . has 656 points alltime, a Saints record . . . 100 games played puts him in 15th spot on club's alltime chart . . . has scored in 78 consecutive games, also a Saints standard . . . has scored 100 or more points in three consecutive seasons . . . hit two game-winners for Saints, vs. Dallas (49 yards 10/3) and vs. Atlanta (30 yards 12/18) . . . has converted seven game-winning field goals in his career . . . of his 456 career kickoffs, 187 have gone for touchbacks. **1987** — Became NFL's most proficient kicker alltime, surpassing the minimum number of successful field goals (100) for consideration . . . had his best scoring season ever, with 121 points, led NFL kickers in scoring . . . was perfect 18-of-18 from inside 40 yards in 1987, hit 28 of 36 field goals overall . . . perfect 37-37 in PATs . . . hit five field goals against San Francisco 10/25 to tie team record he established 12/1/85 vs. Rams, but missed 52-yarder at game's end that would have given Saints a win in 24-22 thriller. **1986** — Had team-record 20 straight successful field goals broken against Washington 10/5 . . . hit 26 of 30 field goals in (.867), best in NFL. **1985** — Scored over 100 points for first time in his career with 120, a Saints record . . . was 3-4 from outside 50 yards, and 31-35 overall, leading to his first Pro Bowl appearance . . . hit career longest field goal (55) at Denver (9/15). **1984** — Hit field goal (53 yds) on last play at Cleveland 10/28 to win game 16-14. **1983** — Hit game-winners on last play against Chicago (41 yards 9/18), at Atlanta (35 yards 10/9) and at Philadelphia (52 yards 12/11). **1982** — Sprained ankle in first pro game on opening kickoff vs. St. Louis 9/12, but missed only one game that year due to players' strike . . . recovered and played in all seven contests following strike . . . contract expired in 1988, subject to developments.

COLLEGE: First team All-America as senior by UPI, Walter Camp, and Sporting News . . . played in 1982 Blue-Gray and Senior Bowl games . . . also all-academic Midwest as senior with 3.25 GPA . . . kicked school record 63-yard field goal as senior . . . had only 17 of 56 kickoffs returned senior season . . . dual major, communications and German, with minors in marketing and French.

PERSONAL: Attended Ben Davis High School in Indianapolis, Indiana as exchange student. . . came to United States in 1977 as part of a cultural exchange program . . . never kicked a football until coming to U.S . . . started playing soccer at age five . . . speaks four languages (Danish, German, French, English) . . . Morten's "Kicks for Kids" program has raised over \$80,000 for Critical Care at Children's Hospital (\$300 per field goal) since its inception in 1983 . . . nominated by New Orleans area Jaycees as Most Outstanding Young Man in 1984 . . . cut top-40 type record "Take It To The Top" with punter Brian Hansen during 1985 season . . . appeared in dinner theatre play that ran several weeks during 1985 offseason . . . runs Demo Marketing Group, a local marketing firm . . . single . . . lives in Harahan.

GAMES PLAYED: (1982, 8); (1983, 16); (1984, 16); (1985, 16); (1986, 16); (1987, 12); (1988, 16). Totals 100.

STATISTICS									
Year	PAT	1-19	20-29	30-39	40-49	50+	Tot.	BK	Pts.
1982	6-6	-	-	1-1	1-3	0-1	2-5	0	12
1983	37-38	2-2	8-8	3-4	2-6	3-4	18-24	2	91
1984	34-34	-	9-9	4-5	5-10	2-3	20-27	1	94
1985	27-29	-	4-5	13-14	11-12	3-4	31-35	1	120
1986	30-30	1-1	11-11	6-7	6-6	2-5	26-30	1	108
1987	37-37	3-3	6-6	9-9	8-12	2-6	28-36	0	121
1988	32-33	1-1	11-12	8-11	5-8	1-4	26-36	1	110
TOTALS	203-207	7-7	49-51	44-51	38-57	13-27	151-193	6	656



28 GENE ATKINS

Strong Safety Year With Saints: 3 Year in NFL: 3
Ht: 6-1 Wt: 200 College: Florida A&M
Born: November 22, 1964 at Tallahassee, Florida
Joined Saints: Draft Choice No. 7, 1987

PRO: 1988 — Spelled Antonio Gibson at strong safety, starting 6 contests of the 16 he saw action . . . collected a team-leading four interceptions that he returned for 42 yards . . . blocked a 36-yard Norm Johnson field goal attempt at Seattle 10/16 that was returned 58 yards by Dave Waymer for a TD . . . returned interception 40 yards at Washington 11/6 . . . made key interception in end zone in final seconds at Rams 11/13 to preserve 14-10 win and give Saints sole possession of first place . . . a vital part of Saints' special teams, returning 20 kickoffs for 424 yards, a team-high 21.2 average . . . raced for a team-long 57 yard kickoff return vs. Tampa Bay 9/25 . . . with departure of Mel Gray to Detroit, should vie for added duty as a kick returner. **1987** — As a rookie defender he was pressed into service when starter Gibson was injured vs. Giants 11/22 . . . came in early in game, had

two big interceptions to thwart Giants drives . . . had three interceptions during season . . . recovered a fumble at Pittsburgh 11/29 . . . ended season with 36 total tackles, 28 unassisted . . . also proved valuable as special teamer . . . selected to PFWA all-rookie team . . . good speed, aggressiveness and knack for the big hit will put him in competition for extended duty in 1989 . . . contract runs through 1989 with no option.

COLLEGE: Turned in All-America senior season after playing only five games junior season, missing the rest with a broken ankle . . . began college career as fullback, moved to safety as a sophomore, became immediate starter . . . majored in physical education.


PERSONAL: Attended Rickards High School in Tallahassee, Florida . . . full name is Gene Reynard Atkins . . . married (Sandra) with son (Gene, Jr. 3/28/88) . . . lives in Kenner.

GAMES STARTED/PLAYED: (1987, 5/13); (1988, 6/16). Totals 11/29.

Year	TACKLES		No.	INTERCEPTIONS		
	Tkl	Asst		Yds.	LG	TD
1987	28	8	3	12	8	0
1988	39	11	4	42	40	0
Totals	67	19	7	54	48	0

Year	KICKOFF RETURNS				
	No.	Yds.	Avg.	LG	TD
1987	1	0	0	0	0
1988	20	424	21.2	57	0
Totals	21	424	20.2	57	0

Additional Stats: Fumbles recovered: 1987, 1; 1988, 1. Passes defended: 1987, 6; 1988, 8. Blocked kicks: 1988, 1 FG.



85 HOBY BRENNER

Tight End Year With Saints: 9 Year in NFL: 9

Ht: 6-5 Wt: 245 College: Southern California

Born: June 2, 1959 at Linwood, California

Joined Saints: Draft Choice No. 3b, 1981

PRO: 1988 — Slowed for most of the season with an abdominal injury suffered in the second contest at Atlanta 9/11 . . . appeared in only 10 games, his lowest total since the 1982 strike-shortened season when he played in eight . . . started eight contests . . . spent six consecutive weeks (3-8) on the inactive list as a result of the injury . . . caught only five passes for 67 yards,


both career-lows . . . his 177 receptions are seventh on the Saints' alltime list . . . also tied with Bruce Clark in 12th spot on Saints' alltime games played chart with 102. **1987** — Made first-ever appearance in AFC-NFC Pro Bowl . . . was instrumental in both the Saints' running and passing games, snared 20 passes for 280 yards, and supplied the outside impetus for the New Orleans running game with excellent blocking ability . . . caught two TD passes from Bobby Hebert in season opener vs. Cleveland, a 28-21 Saints win. **1986** — Hampered by injured hand most of season, caught 18 passes, his lowest total since 1982 . . . still started 12 of 15 games he played in. **1985** — Elected by teammates as Offensive Player of the Year, led Saints with 42 catches for 652 yards and 2 TDs . . . started every game, caught at least one pass in 14 games . . . had 6 catches for 111 yards and TD at Atlanta 10/20. **1984** — Led team in receiving TDs with six . . . rated most effective tight end in NFL, third receiver overall in NFC based on receptions per game, average per catch and TD percentage . . . had two 100-yard receiving days (6-131 vs. St. Louis 9/23 and 3-101 vs. Cincinnati 12/9) . . . caught four passes for 96 yards and both TDs in 17-13 win at Atlanta 11/11 . . . caught "hail Mary" 54-yard scoring pass on last play of first half 12/9 vs. Cincinnati to give Saints lead. **1983** — Finished second on team in catches and receiving yardage with 41 and 574, respectively . . . had a season-best six catches for 105 yards, including a 15 yard TD pass from Ken Stabler vs. Chicago 9/18. **1982** — Had 16 receptions for 171 yards . . . grabbed six passes for 73 yards vs. Tampa Bay 12/5 . . . started first eight contests but missed final game of the season on injured reserve (knee). **1981** — Pro career started slowly as he was on injured reserve with bothersome turf toe six of first seven games . . . finished season with seven catches for 143 yards . . . ranks third among alltime Saints receivers in reception yardage with 2,721, second among tight ends . . . stands seventh in receptions with 177 . . . 15.3 average ranks him second among tight ends in team history . . . drafted with choice acquired from Minnesota in the Steve Riley trade . . . contract runs through 1990 with no option.

COLLEGE: Led USC receivers in total yards in 1980 . . . his 26 receptions were the most for a USC tight end since 1972 . . . AP honorable mention All-America in 1980, and 2nd team all-PAC 10 . . . also 1979 first team all-West Coast . . . majored in business.

PERSONAL: Attended Fullerton (California) High School . . . full name is Hoby F.J. Brenner . . . brother is an NCAA and American record holder in shotput . . . married (Alexis) . . . lives in San Clemente, California in offseason.

GAMES STARTED/PLAYED: (1981, 1/9); (1982, 8/8); (1983, 16/16); (1984, 16/16); (1985, 16/16); (1986, 12/15); (1987, 10/12); (1988, 8/10). Totals 87/102.

Year	No.	RECEIVING		LG	TD
		Yards	Avg.		
1981	7	143	20.4	34	0
1982	16	171	10.7	25	0
1983	41	574	14.0	38	3
1984	28	554	19.8	57	6
1985	42	652	15.5	38	3
1986	18	280	15.5	34	0
1987	20	280	14.0	29	2
1988	5	67	13.4	24	0
Totals	177	2721	15.3	57	14



67 STAN BROCK

Tackle Year With Saints: 10 Year in NFL: 10
Ht: 6-6 Wt: 288 College: Colorado
Born: June 8, 1958 at Beaverton, Oregon
Joined Saints: Draft Choice No. 1, 1980

PRO: 1988 — Started first seven games at right tackle before a sprained right knee during practice between weeks seven and eight put him on injured reserve for the remainder of the campaign . . . marked the first time in four years that Stan had not started every regular game . . . underwent intense rehabilitation during offseason in an effort to rejoin starting offensive unit . . . sixth on club's alltime list for games played with 123. **1987** — Started all 12 regular games, third consecutive season he started each game . . . part of line that led Saints to no. 3 NFL ranking in rushing stats despite not having 1,000-yard rusher . . . had one kickoff return for 11 yards. **1986** — Started every game in 1986 despite suffering disc injury in preseason. **1985** — Was only lineman to start every game . . . came off knee injury in game 14 of 1984 season to play effectively. **1984** — Held his position at right tackle longer than any Saints offensive lineman, but torn knee ligaments in week 14 sent him to the injured reserve list . . . injury ended 67-game starting streak, and the last two games were the only he had missed since becoming a Saint in 1980. **1983** — Started all 16 games, the third consecutive season he had achieved that feat . . . received Pro Bowl votes for the third straight year as a result of his performance. **1982** — Started all nine games on a line that didn't yield a sack in three contests and allowed only one in another. **1981** — Started all 16 contests as a second-year performer. **1980** — Played in all 16 games, starting 12 of them . . . all-rookie selection by UPI and Pro Football Weekly . . . contract runs through 1989 with no option.

COLLEGE: Called by Colorado coach Chuck Fairbanks "the best pass blocker in college football" his senior year . . . first team all-Big Eight in 1979 . . . played in Hula and Senior Bowls . . . started every game at right tackle as junior and senior . . . team captain and four-year letterman . . . majored in physical education.

PERSONAL: Attended Jesuit High School in Beaverton, Oregon . . . made all-state team at tackle . . . also lettered in basketball and track . . . brother Pete was a center with the New England Patriots from 1976-87, and was their No. 1 pick in 1976 . . . brother Willie is former draft choice of Kansas Chiefs . . . father is retired riverboat fireman . . . full name is Stanley James Brock . . . married (Lori) with three daughters (Sarah 12/29/79, Jessica 5/15/81, and Rachel 9/27/84) . . . lives in Beaverton, Oregon in offseason.

GAMES STARTED/PLAYED: (1980, 12/16); (1981, 16/16); (1982, 9/9); (1983, 16/16); (1984, 14/14); (1985, 16/16); (1986, 16/16); (1987, 12/12); (1988, 7/7). Totals 109/122.



86 DARRELL COLBERT

Wide Receiver Year With Saints: 1 Year in NFL: 3
Ht: 5-10 Wt: 175 College: Texas Southern
Born: Novemebr 16, 1964 at Beaumont, Texas
Joined Saints: Free Agent, 1989

PRO: 1988 — Played in first three contests for Kansas City, caught one pass for minus three yards . . . injured his thigh in third game vs. Denver 9/18, was inactive following week vs. San Diego . . . placed on injured reserve 9/27 where he spent the remainder of the season. **1987** — The only rookie free agent to make Kansas City's opening-day roster . . . saw action in all 12 non-strike games for the Chiefs with no starts . . . caught three passes for 21 yards . . . made first NFL catch vs. Jets 11/15 . . . made two receptions for 13 yards at Denver 12/19 . . . returned one punt for 11 yards and one kickoff for 18 yards . . . also registered three tackles on special teams . . . will be given a shot at wide receiver slot as well as a punt and kick returner for Saints . . . contract runs through 1990 with no option.


COLLEGE: Finished career at Texas Southern as the school's alltime leading receiver . . . in four years caught 215 passes for 3,363 yards and 32 TDs, all school records . . . majored in physical education.

PERSONAL: Attended Westbrook High School in Beaumont, Texas . . . regarded as one of top prep receivers as a senior . . . single . . . lives in Beaumont.

GAMES STARTED/PLAYED: (1987, 0/12); (1988, 0/3). Totals 0/15.

Year	No.	Yds.	RECEIVING		
			Avg.	LG	TD
1987	3	21	7.0	9	0
1988	1	-3	—	-3	0
Totals	4	18	4.5	9	0

KICKOFF RETURNS						PUNT RETURNS					
Year	No.	Yds.	Avg.	LG	TD	No.	FC	Yds.	Avg.	LG	TD
1987	1	18	18.0	18	0	1	0	11	11.0	11	0
1988	None					None					
Totals	1	18	18.0	18	0	1	0	11	11.0	11	0



41 TOI COOK

Defensive Back Year With Saints: 3 Year in NFL: 3
Ht: 5-11 Wt: 188 College: Stanford
Born: December 3, 1964 at Chicago, Illinois
Joined Saints: Draft Choice No. 8, 1987

PRO: 1988 — Although he didn't start, Toi played in all 16 games and saw his playing time increase . . . used in Saints' nickel and dime schemes . . . saw action primarily on special teams . . . made 12 tackles, defended two passes . . . snared first career interception vs. Giants 11/27 . . . will be given a look at cornerback during training camp, the same position he played while at Stanford. **1987** — Spent most of season learning . . . saw action primarily on special teams, played in seven games . . . recorded four tackles and one pass defended . . . is in the option year of his contract.

COLLEGE: Led Stanford in interceptions his last three seasons as starting cornerback . . . had eight interceptions as senior, 17 in his career . . . a three-year member and a two-year starter in right field and center field for the Cardinal baseball squad . . . starting center fielder and cleanup hitter on Stanford baseball team that won college world series in 1987 . . . a first team all-Pac 10 performer in 1986 with a .337 batting average and a team-high 37 stolen bases and 50 RBIs . . . also socked ten home runs . . . majored in communications.

PERSONAL: Attended Montclair Prep High School in Van Nuys, California . . . defensive back and wide receiver, led team in tackles and scored 14 TDs as senior . . . single . . . lives in Westwood, California in offseason.

GAMES STARTED/PLAYED: (1987, 0/7); (1988, 0/16). Totals 0/23.

Year	TACKLES		INTERCEPTIONS		
	Tkl	Asst	No.	Yds.	LTD
1987	3	1	0	0	0
1988	12	0	1	0	0
Totals	15	1	1	0	0

Additional Stats: Passes Defensed: 1987, 1; 1988, 2. Punt Returns: 1987, 1-3 yards.



72 JIM DOMBROWSKI

Tackle Year With Saints: 4 Year in NFL: 4
Ht: 6-6 Wt: 295 College: Virginia
Born: October 19, 1963 at Williamsville, N.Y.
Joined Saints: Draft Choice No. 1, 1986

PRO: 1988 — Following rigorous offseason conditioning program in which Jim gained strength and stamina, and in the process dropped about ten pounds, went on to have his most productive season as a pro . . . started all 16 games at left tackle, one of only two Saints' offensive linemen to start every game (C Steve Korte) . . . added quickness as a result of offseason program was apparent on the field. **1987** — In what was, effectively, his rookie season, started 10 games at left tackle . . . missed first two games of season (knee sprain) . . . learned on-the-job. **1986** — Showed tumultuous ability, earned starting spot at left tackle . . . broken bone in his foot early in game three at San Francisco 9/21 ended his season . . . played the rest of the game with the broken foot. . . first offensive lineman selected, sixth player picked in 1986 draft . . . contract runs through 1989 with no option.

COLLEGE: Consensus All-America selection senior season . . . all-ACC three years . . . one of 12 Lombardi Award nominees as senior, one of only two offensive linemen nominated . . . recipient of NCAA Top Six Award based on academics/athletics/leadership . . . started 45 consecutive games for Cavaliers . . . played in Hula and Senior Bowls . . . holds degree in biology, played final year of college football as graduate student.

PERSONAL: Attended Williamsville (New York) High School . . . plans on medical career as orthopedic surgeon . . . married (Sandy) with daughter (Carter Elizabeth 2/23/89 . . . lives in Mandeville in offseason. Pronounced dum-BROW-skee.

GAMES STARTED/PLAYED: (1986, 3/3); (1987, 10/10); (1988, 16/16). Totals 29/29.



95 JONATHAN DUMBAULD

Defensive End Year With Saints: 2 Year in NFL: 3
Ht: 6-4 Wt: 259 College: Kentucky
Born: December 14, 1963 at Anaheim, California
Joined Saints: Free Agent, 1988

PRO: 1988 — Signed by Saints as a free agent just before season finale vs. Atlanta 12/18 . . . saw some action with no tackles . . . was on Philadelphia's injured reserve list and released prior to re-joining Saints. **1987** — Signed with Philadelphia after being released by Saints in training camp . . . after sitting out opener, appeared in next six non-strike contests . . . a broken foot vs. St. Louis in week 10 put him on injured reserve for the remainder of the year . . . saw action primarily on special teams and in goal line situations . . . credited with two tackles. **1986** — Saints' 10th round draft pick out of Kentucky, was released in training camp, but re-signed on October 14 . . . played in remaining nine contests . . . defended one pass . . . also blocked a Mike Lansford 37-yard FG attempt vs. Rams 11/9 to help preserve Saints' 6-0 triumph . . . contract runs through 1989 with no option.

COLLEGE: Four-year starter for the Wildcats . . . co-captain his senior season . . . played entire senior year with a broken foot that was surgically repaired upon completion of the season . . . earned degree in marketing and economics.

PERSONAL: Attended Troy (Ohio) High School . . . single . . . lives in Kenner . . . spent a considerable amount of time in weight room during off-season preparing for 1989. Pronounced DUM-bald.

GAMES STARTED/PLAYED: (1986, 0/9); (1987, 0/6), (1988, 0/1). Totals 0/16. Totals with Saints 0/10.

Year	TACKLES	
	Tkl	Asst
1986	0	0
1987	1	0
1988	0	0
Totals	1	0

Additional Stats: Passes Defensed: 1986, 1. Blocked Kicks: 1986, 1 FG.



63 BRAD EDELMAN


Guard Year With Saints: 8 Year in NFL: 8
Ht: 6-6 Wt: 277 College: Missouri
Born: September 3, 1960 at Jacksonville, Florida
Joined Saints: Draft Choice No. 2, 1982

PRO: 1988 — Turned in another consistent season, starting first eight games at left guard before a sprained ankle vs. Raiders 10/23 kept him on the sidelines the following two weeks . . . came back and started five of the last six contests at left guard . . . also served as Joel Hilgenberg's backup on long snaps . . . has been a mainstay at guard since his arrival in New Orleans in 1982. **1987** — Made Pro Bowl squad for first time in his career . . . was available for all 12 games, started nine of the 11 he participated in. **1986** — Started all 13 contests he played in . . . missed games 13-15 with an ankle injury, Saints won only one of those games. **1985** — Missed opening game with a knee injury, and was then injured two games later, relegating him to the injured reserve list for seven weeks with ligament damage to his knee . . . played and started eight games. **1984** — Tore knee ligaments at Chicago 10/7/84, requiring surgery . . . missed next five games on injured reserve, but came back to action and was starter 11/19 vs. Pittsburgh . . . started final five games. **1983** — Started all 16 contests, most games started in his career. **1982** — A center in college, Brad was moved to guard for his rookie season and started every game . . . versatility is a major asset, could, if called upon, play any position on the offensive line, as well as handle deep snaps on punts and field goals . . . contract expired in 1988, subject to developments.

COLLEGE: Top-rated center in 1982 draft by scouting combine . . . NEA and Sporting News first team All-America, honorable mention by both wire services . . . played in 1982 Hula and Olympia Gold Bowls . . . majored in business and public administration.

PERSONAL: Attended Parkway North High School in Creve Coeur, Missouri . . . captained football, basketball and track teams there . . . diverse personal interests include experience as singer and actor . . . also works as Managing Director for The International Group, a marketing and public communications firm . . . was Saints' representative in NFL talent competition last year, singing Elton John's "Candle in the Wind," and Frank Sinatra's "The Way You Look Tonight". . . has recently appeared in local productions of "1776," "Annie," and "The Glass Menagerie". . . he and several teammates cut popular Saints record "Who Dat" starring Aaron Neville during 1983 season . . . grandfather once offered him \$100 to quit football . . . single . . . active in charity work, devotes time to March of Dimes, Krewe of Little Rascals and Volunteer and Information Agency . . . resides in Kenner. Pronounced ED-ul-mun.

GAMES STARTED/PLAYED: (1982, 9/9); (1983, 16/16); (1984, 11/11); (1985, 8/8); (1986, 13/13); (1987, 9/11); (1988, 13/14). Totals 79/82.



52 BRIAN FORDE

Linebacker Year With Saints: 2 Year in NFL: 2
Ht: 6-2 Wt: 225 College: Washington State
Born: November 1, 1963 at Montreal, Quebec, Canada
Joined Saints: Draft Choice No. 7, 1988

PRO: 1988 — Played in all 16 games, mostly on special teams, as a rookie . . . recorded 12 tackles, nine solo stops . . . saw extended action at outside linebacker vs. Dallas 10/3 when starter Pat Swilling was forced out of the contest with an abdominal injury, and backup Joe Kohlbrand was ejected in the first quarter . . . came up with key tackle of Cowboy QB Steve Pelle late in the game as Saints went on to win 20-17 . . . quickness, intelligence and strength should earn him increased playing time in '89 . . . has ability to play both inside and outside linebacker slots . . . contract runs through 1991 with no option.

COLLEGE: Was recruited out of Montreal by former Montreal (CFL) head coach Wally Buono, now an assistant with the Calgary Stampeders of the CFL . . . three-year starter for the Cougars, who tallied at least 10 tackles six different times in his senior season . . . registered a school-record 33 tackles vs. California his junior year . . . majored in general studies.

PERSONAL: Attended Champlain Regional College Prep School in Montreal where he was named league MVP in his final season . . . married the past offseason (Tracey) . . . resides in Pullman, Washington during offseason. Pronounced FORD.

GAMES STARTED/PLAYED: (1988, 0/16).

NFL ALLTIME LEADING FIELD GOAL KICKERS

	FGM	FGA	PCT
Morten Andersen, Saints (1982-88)	151	193	.782
Nick Lowery, K.C. (1978, 1980-88)	201	258	.779
Gary Anderson, Pittsburgh (1982-88)	165	212	.778
Eddie Murray, Detroit (1980-88)	192	257	.747
Mike Lansford, Rams (1982-88)	120	163	.736
Paul McFadden, Giants (1984-88)	105	143	.734
Raul Allegre (1983-88)	108	149	.725
Matt Bahr, Cleveland (1979-88)	166	233	.712
Rich Karlis, Denver (1982-88)	137	193	.710
Norm Johnson, Seattle (1982-88)	121	171	.708



11 JOHN FOURCADE

Quarterback Year With Saints: 3 Year in NFL: 3
Ht: 6-1 Wt: 215 College: Mississippi
Born: October 11, 1960 at New Orleans, Louisiana
Joined Saints: Free Agent, 1987

PRO: 1988 — Frustrating season for John, following impressive stint on replacement squad in 1987, saw action in just one contest (at Minnesota 12/4) . . . attempted only one pass (incomplete) . . . spent one week on inactive list . . . bothered for most of season with nagging shoulder injury, surgically repaired during offseason . . . should vie for backup role behind Bobby Hebert in 1989. **1987** — Made team during replacement schedule where he played with courage and ability . . . started all three replacement games, winning two . . . threw for 222 yards in first-ever NFL start vs. Rams 10/4 . . . hit on 16 of 21 passes in the game and three TDs . . . threw longest scoring play in Saints history, an 82-yard pass-run to TE Mike Waters vs. Rams . . . sustained injury (knee) vs. St. Louis following week, but returned to lead rally that fell just short . . . ran for 57 yards in five carries in St. Louis game . . . helped make Saints passing attack one of the most efficient in the NFL during replacement schedule . . . ran for nullified TD vs. Rams in strange play that was a highlight film hit . . . threw interception on last play of first half, defender fumbled it, teammate picked it up, fumbled downfield, Fourcade snatched it up and scored from over 70 yards out . . . was retained when strike ended, was on roster five of the remaining games as third QB . . . went to CFL following college, then to USFL, then to Arena Football League before going to Saints camp in 1986 . . . contract runs through 1989 with no option.


COLLEGE: All-everything at Mississippi, shattered virtually every passing record, most held by former Saint Archie Manning . . . majored in marketing management.

PERSONAL: Attended Archbishop Shaw High School in Marrero, Louisiana . . . coached football and was a teacher at John Ehret High School in Marrero prior to replacement schedule . . . single . . . lives in Kenner in offseason.

GAMES STARTED/PLAYED: (1987, 3/3); (1988, 0/1). Totals 3/4.

	PASSING						RUSHING		
	Att.	Comp.	Yds.	LG	TD	Int	No.	Yds.	LG
1987	89	48	597	82t	4	3	19	134	18
1988	1	0	0	0	0	0	0	0	0
Totals	90	48	597	82t	4	3	19	134	18

Additional Stats: Fumbles: 1987, 1.



97 JAMES GEATHERS

Defensive End Year With Saints: 5 Year in NFL: 5
Ht: 6-7 Wt: 290 College: Wichita State
Born: June 26, 1960 at Georgetown, South Carolina
Joined Saints: Draft Choice No. 2, 1984

PRO: 1988 — In what was, effectively, his first game action since 1986, "Jumpy" started six games, the first four at left end and the final two at right end . . . it represented the most starts in his career . . . had a career best 33 tackles, with 26 solo stops . . . had a two-sack day (15 yards lost) at Seattle 10/16, the fourth one of his career . . . recovered three fumbles on the season, including two vs. Giants 11/27 when he grabbed loose balls on successive New York offensive plays . . . blocked a PAT vs. Raiders 10/23 . . . 25 career sacks for 200 yards lost is eighth on the club's alltime list.
1987 — Followed best season of his career with hard luck . . . was having his best camp ever, sustained torn knee ligaments in final preseason game . . . was lost for bulk of season . . . came back miraculously to play in final regular-season game and playoff contest. **1986** — Had best season of his career, tied for team lead in sacks with nine for 73 yards lost . . . started first and last games of season, was used liberally in the rest . . . had two-sack day at Jets 10/26 (17 yards lost) and at Minnesota 12/21 (12 yards lost) . . . had 31 total tackles on season. . . also defended six passes, forced three fumbles and recovered one. **1985** — Saw action in all 16 games with no starts . . . had 6.5 sacks for 48 yards . . . blocked field goal vs. Atlanta 12/22 . . . had a career-high seven passes defended. **1984** — Had six sacks for 60 yards lost as a spot player . . . had big day vs. St. Louis 9/23 when he had two sacks for 27 yards lost and forced a crucial fumble in Saints' 34-24 victory . . . recorded first pro sack in second game, vs. Tampa Bay 9/9 . . . also defended six passes . . . when healthy, is one of Saints most potent pass rushers . . . contract expired in 1988, subject to developments.

COLLEGE: Played just two years of football . . . recorded 34 sacks in two years at Wichita State, a team record. . . played both DT and DE as senior . . . had ten or more tackles in five separate games as senior. . . played basketball at Paducah (Kentucky) Community College, 1979-80 . . . sat out 1981 in transfer to Wichita State . . . majored in industrial education.

PERSONAL: Attended Choppe High School in Georgetown, South Carolina . . . nickname is "Jumpy". . . single . . . lives in Kenner in offseason. Pronounced like FEATHERS.

GAMES STARTED/PLAYED: (1984, 0/16); (1985, 0/16); (1986, 2/16); (1987, 0/1); (1988, 6/16). Totals 8/65.

Year	TACKLES		SACKS	
	Tkl	Asst	No.	Yards Lost
1984	10	1	6	60
1985	25	4	6.5	48
1986	24	8	9	73
1987	1	0	None	
1988	26	7	3.5	19
Totals	86	20	25	200

Additional Stats: Fumbles Recovered: 1986, 1; 1988, 3. Forced Fumbles: 1984, 2; 1985, 1; 1986, 3; 1988, 2. Passes Defensed: 1984, 6; 1985, 7; 1986, 6. Blocked Kicks: 1985, 1 FG; 1988, 1 PAT.



27 ANTONIO GIBSON

Strong Safety Year With Saints: 4 Year in NFL: 4
Ht: 6-3 Wt: 204 College: Cincinnati
Born: July 5, 1962 at Jackson, Mississippi
Joined Saints: Free Agent, 1986

PRO: 1988 — Started all ten games he played in at strong safety . . . started the first two contests, but spent the next five weeks on the reserved/non-football illness list . . . recorded a sack for 14 yards lost and returned a fumble seven yards in his first game back vs. Raiders 10/23 . . . blocked a Mike Lansford 27 yard FG attempt vs. Rams 10/30 . . . also had a sack at Rams 11/13 . . . was inactive with a foot injury at Minnesota 12/4 . . . finished season with 31 tackles, 24 of them solo. . . first time in his three NFL seasons he did not claim an interception. **1987** — Had solid season going, but suffered a broken arm vs. Giants 11/22, missed rest of the regular season . . . returned in time for the playoff game vs. Minnesota, saw limited playing time

... had 44 tackles on the season, 35 solos ... had interception at Atlanta when Saints picked off five ... forced fumble at Philadelphia 9/20 ... defended four passes. **1986** — Played in all 16 games, started 13 ... had two interceptions, three sacks ... defended 24 passes ... earned starting spot in game four against Giants ... size and speed make him tough against the run as well as the pass ... came to Saints from USFL's Stars called by Jim Mora "the best-kept secret in the league" ... first USFL player to sign with NFL club after USFL's decision to release players from contracts ... contract expired in 1988, subject to developments.


COLLEGE: Two-time all-Metro Conference and All-America honorable mention at Cincinnati ... twice led the Bearcats in tackles ... nicknamed "Hitman" ... majored in communications.

PERSONAL: Attended Murrah High School in Jackson, Mississippi ... single ... lives in Kenner in offseason.

GAMES STARTED/PLAYED: (1986, 13/16); (1987, 10/10); (1988, 10/10). Totals 33/36.

	TACKLES		INTERCEPTIONS			SACKS	
	Tkl	Asst	No.	Yds.	TD	No.	Yards
1986	57	18	2	43	0	3	18
1987	35	9	1	17	0	None	
1988	24	7	0	0	0	2	16
Totals	116	34	3	60	0	5	34

Additional Stats: Fumbles Recovered: 1986, 1; 1988, 1-7 yards. Forced Fumbles: 1987, 1. Passes Defensed: 1986, 24; 1987, 4; 1988, 1. Blocked Kicks: 1988, 1 FG.



77 DAREN GILBERT

Tackle Year With Saints: 5 Year in NFL: 5
Ht: 6-5 Wt: 280 College: Cal State-Fullerton
Born: October 3, 1963 at San Diego, California
Joined Saints: Draft Choice No. 2, 1985

PRO: 1988 — Playing time increased with injury plagued season along the offensive front ... started six of the final seven contests at right tackle following injuries to starter Stan Brock and backup Bill Contz ... saw action in

11 games ... a sprained ankle vs. San Francisco opening day caused him to miss four of the following five weeks ... a sprained lower back kept him on inactive list for the final week of the season ... underwent offseason back surgery, spent many hours at Saints' practice facility rehabilitating. **1987** — Opening game saw him starting at left tackle, where he stayed for the first five games of season, including replacement games ... played in one of last ten games of the year, inactive three games. **1986** — Played in ten games with no starts. **1985** — Was expected to challenge for starting position as a rookie, but new system set him back in preparation ... played in all 16 games ... contract expired in 1988, subject to developments.

COLLEGE: Started every game his last three seasons and was team co-captain ... selected all-West Coast by UPI and all-PCAA senior year ... played in East-West Shrine game ... majored in criminal justice.

PERSONAL: Attended Dominguez High School in Compton, California ... married (Alayne) with son (Jarron 9/30/86) ... lives in Kenner.

GAMES STARTED/PLAYED: (1985, 0/16); (1986, 0/10); (1987, 5/6); (1988, 6/11). Totals 11/43.



10 BRIAN HANSEN

Punter Year With Saints: 6 Year in NFL: 6
Ht: 6-4 Wt: 220 College: Sioux Falls
Born: October 26, 1960 at Hawarden, Iowa
Joined Saints: Draft Choice No. 9, 1984

PRO: 1988 — Equalled '87 average with 40.5 yards per kick ... nailed 18 punts inside-the-20, while eight went for touchbacks ... booted a 64-yarder vs. Raiders 10/23, the third best of his career ... scampered 10 yards for first down on fake punt vs. Denver 11/20, first time he had run for positive yardage ... finished season sixth in NFC in punting, but his 34.3 net average was fourth ... is second among Saints' alltime leading punters with a 42.0-yard average. **1987** — Started off rapidly, kicked all five of his punts inside the 20-yard line vs. Cleveland 9/13 to keep the Browns in a hole all day in 28-21 win ... finished season with 40.5-yard average, but his net was among the top in the NFL ... kicked 18 dead inside the 20 against only six touchbacks all year ... hit long of 60 vs. Tampa Bay 12/6 ... had four games with over 44-yard average on the year. **1986** — Kicked for over 42-yard average for third consecutive season, averaged 42.7 on his 81 kicks

... 18 inside the 20-yard line, 11 touchbacks ... equaled his career longest kick (66 yards) at San Francisco 9/21 ... hit punts for at least 50 yards in 12 games. **1985** — Finished 4th in NFL punting with a 42.3 average ... hit season-long punt of 58 yards vs. Eagles 10/6 ... blasted punts for at least 50 yards in 12 of the 16 contests. **1984** — Selected to the AFC-NFC Pro Bowl ... led NFC in punting average and set Saints team record (43.8) in rookie season ... had career-long 66 yard punt vs. Rams 10/14 ... averaged more than 46 yards in eight games in his career, more than 45 in eight others ... has held on placements for Morten Andersen the past three seasons ... contract expired in 1988, subject to developments.

COLLEGE: All-America selection (NAIA) in 1983 ... led the nation in 1982 with 44.5-yard average ... also played tight end and split end at Sioux Falls ... four-year starter who had career punting average of 42.5 yards ... had 94-yard punt in 1981 ... majored in health and physical education.

PERSONAL: Attended West Sioux High School in Hawarden, Iowa ... spends time making personal appearances in offseason ... married (Laurie) with two daughters (Kaycie 5/27/86 and Kelly 9/14/87) ... resides in Kenner.

GAMES PLAYED: (1984, 16); (1985, 16); (1986, 16); (1987, 12); (1988, 16). Totals 76.

		PUNTING					
	No.	Yds.	Avg.	TB	IN20	LG	EX
1984	69	3020	43.8*	7	9	66	1
1985	89	3763	42.3	6	13	58	0
1986	81	3456	42.7	11	18	66	1
1987	52	2104	40.5	6	18	60	0
1988	72	2913	40.5	8	18	64	1
Totals	363	15256	42.0	38	76	66	3

*Saints season record

Additional Stats: Rushing: 1984, 2-(-27 yds.); 1986, 1-0 yds.; 1987, 2-4 yds.; 1988, 1-10 yards. Fumbles: 1986, 1.

TIME IS ON OUR SIDE

Much of the Saints' success over the last two seasons has been due in large part to their ability to control the ball on offense. In 1987, the Saints 34 minute average time of possession ranked first in the NFL. In 1988, a 32:38 mark was good for second in the league. In 31 games over the past two years, the Saints have had the ball longer than their opponent on 25 occasions.



92 JAMES HAYNES

Linebacker Year With Saints: 6 Year in NFL: 6

Ht: 6-2 Wt: 233 College: Mississippi Valley

Born: August 9, 1960 at Tallulah, Louisiana

Joined Saints: Free Agent, 1984

PRO: 1988 — Spent majority of training camp and first 12 weeks of regular season on injured reserve with nerve damage in his shoulder ... played in final four contests, mostly on special teams ... made three tackles, all at Minnesota 12/4 ... when healthy, talent and experience are valuable assets as a backup at outside linebacker and on special teams. **1987** — Fell to backup role with the emergence of Pat Swilling, but still played an important part on the Saints team, primarily as a special teamer ... saw little defensive action ... played in 12 games. **1986** — Teamed with Rickey Jackson to start every game, solidifying the Saints' outside linebacker positions ... had a career-high 64 total tackles, recovered one fumble; forced another ... intercepted pass vs. Green Bay 9/14 and returned it 17 yards for his first professional TD ... had two sacks on season for 20 yards lost. **1985** — Saw action in every game, got his chance by starting final five games of the season at outside linebacker ... had two sacks, one vs. Rams 12/1 in which he forced a fumble that was returned for a touchdown ... tallied 38 tackles, including a 10-tackle effort in season finale vs. Atlanta 12/22. **1984** — Spent first five weeks on injured reserve list (rotator cuff), saw action on special teams in remaining 11 games ... became head-hunter on coverage teams ... is in the option year of his contract.

COLLEGE: Lettered two years at Mississippi Valley ... attended Coahoma Junior College before transferring to MVU ... majored in physical education.

PERSONAL: Attended Tallulah (Louisiana) High School ... single ... lives in Kenner in offseason.

GAMES STARTED/PLAYED: (1984, 0/11); (1985, 5/16); (1986, 16/16); (1987, 0/12); (1988, 0/4). Totals 21/59.

Year	TACKLES		SACKS	
	Tkl	Asst	No.	Yards Lost
1985	29	9	2	9
1986	53	11	2	20
1987	3	1	None	
1988	2	1	None	
Totals	98	22	4	29

Additional Stats: Fumbles Recovered: 1986, 1-7 yards. Forced Fumbles: 1985, 1; 1986, 2. Interceptions: 1986, 1-17 yards, 1 TD. Passes Defensed: 1985, 3; 1986, 6.



3 BOBBY HEBERT

Quarterback Year With Saints: 5 Year in NFL: 5
Ht: 6-4 Wt: 215 College: Northwestern Louisiana
Born: August 19, 1960 at Galliano, Louisiana
Joined Saints: Free Agent, 1985

PRO: 1988 — Started all 16 contests, most in his four-year NFL career... completed 58.6 percent of his passes, the highest figure in his NFL tenure... was good on 87 percent (20-23) of his passes vs. Denver 11/20 to set a new club record (Archie Manning, 78.6)... completed at least 50 percent of his passes in all but two games (vs. Giants 11/27; at Minnesota 12/4), both losses... threw for at least 200 yards in eight games, most times in his NFL stint... had three consecutive 200-yard plus passing days on two occasions... threw for a career-best 282 yards (23-32, 1 TD) in Saints' 22-14 win at Detroit 9/18... set a personal high with four TD passes in season opener vs. San Francisco 9/4... also threw three TD strikes vs. Denver 11/20... helped lead offense to a 32:38 average time of possession, second-best in the NFL... 79.3 rating was sixth best among NFC QBs... was also credited with two receptions on year off of deflected passes... is fourth on Saints' alltime passing chart with 6,981 yards, six yards behind his backup, Dave Wilson... Saints are 23-14 since 1985 with Hebert as the starting QB. **1987** — Ended season with highest passer rating (82.9) of any starting quarterback in Saints history... Saints were 10-3, including playoff game, with Hebert in the lineup... finished season with only nine interceptions, lowest (tie, Kosar, Cleve.) of any starting signal-caller in NFL... completed over 55 percent of his passes (164-294) for first time in his career... had back-to-back games of over 250 yards, vs. Tampa Bay 12/6 (255) and vs. Houston 12/13 (254)... threw for three TDs vs. Houston... led offense that was best in NFL in time of possession (34:00). **1986** — Won starting job in training camp, started first three games, but broke bone in his foot at San Francisco 9/21... spent next six weeks on injured reserve... activated, but did not see action again until last game of season... threw only 14 times vs. Green Bay 9/14, but hit on 76-yard and 84-yard passes early in the game. **1985** — Didn't play until season's 11th game, but he finished the year as the starting QB from that point... his first TD will be a trivia question, for instead of throwing for his initial NFL score, he caught a pass for a seven yard TD on a gadget play from Guido Merkens... led the team to two successive wins, at Minnesota 11/24 and vs. Rams 12/1... at the Vikings, he hit John Tice with a clutch 39-yard pass with 50 seconds left to win the game... his 43-yard score to WR Eric Martin broke open the Rams game 12/1, won by the Saints 29-3... played three seasons in the USFL with Michigan and Oakland, and appeared in two USFL championship games, winning one... defeated head coach Jim Mora and the Philadelphia Stars as a Michigan Panther in

the league's inaugural championship game in 1983, 24-22... lost championship game to Mora and the Baltimore Stars, 28-24 in 1985 as an Oakland Invader... contract runs through 1989 with no option.

COLLEGE: Lettered four years for Demons... set school record with 364 yards passing in a single game... holds degree in business administration.

PERSONAL: Attended South Lafourche (Louisiana) High School... quarterbacked team to state championship... married (Teresa) with two daughters (Ryan 8/19/82 and Camie 3/17/86) and a son (Bobby Joseph III 2/9/89)... lives in Mandeville. Pronounced A-bear.


GAMES STARTED/PLAYED: (1985, 6/6); (1986, 3/4); (1987, 12/12); (1988, 16/16). Totals 37/38.

Year	PASSING					RUSHING				
	Att.	Comp.	Yds.	Int.	LG	TD	No.	Yds.	LG	TD
1985	181	97	1208	4	76t	5	12	26	8	0
1986	79	41	498	8	84	2	5	14	3	0
1987	294	164	2119	9	67	15	13	95	19	0
1988	478	280	3156	15	40t	20	37	79	16	0
Totals	1032	582	6981	36	84	42	67	214	19	0

Additional Stats: Receiving: 1985, 1-7 yards, 1 TD; 1986, 1-1 yard; 1988, 2-0 yards. Fumbles: 1986, 3; 1987, 4; 1988, 9.

BOBBY HEBERT 1988

Opponent	PASSING							
	Att.	Comp.	Yds.	Sk	Yds.	Int	LG	TD
San Fran.	31	22	245	5	48	2	33	4
@Atlanta	27	20	222	0	0	0	25	1
@Detroit	32	23	282	0	0	1	29t	1
Tampa Bay	28	16	159	1	8	1	20	1
Dallas	37	17	273	1	5	1	40	2
@San Diego	36	22	234	1	3	0	21	2
@Seattle	22	16	185	1	8	1	19t	1
Raiders	24	12	137	2	10	0	25	0
Rams	37	19	215	2	6	1	31	1
@Washington	32	19	279	1	7	0	35	2
@Rams	37	22	249	0	0	2	21	0
Denver	23	20	194	1	5	0	40t	3
Giants	33	15	145	5	45	3	19	0
@Minnesota	20	5	37	1	3	1	16	0
@San Fran.	34	19	170	2	15	1	28	1
Atlanta	25	13	130	1	8	1	26	1
Totals	478	280	3156	24	171	15	40t	20



34 CRAIG HEYWARD

Running Back Year With Saints: 2 Year in NFL: 2
Ht: 5-11 Wt: 265 College: Pittsburgh
Born: September 26, 1966 at Passaic, New Jersey
Joined Saints: Draft Choice No. 1, 1988

PRO: 1988 — Started eight of the first nine games in his rookie season, missed five of the last seven contests with a sprained right knee sustained vs. Rams 10/30 . . . spent four of those weeks on the inactive list . . . underwent offseason knee surgery but is expected to return at 100% for '89 . . . his 73 yard touchdown run vs. Raiders 10/23 was the fourth longest in club history (George Rogers 79, 76), (Tony Galbreath 74) and the second longest in the league in '88 (Neal Anderson - Chicago, 80) . . . rushed for 109 yards on only 11 carries in the Saints' 20-6 win over the Raiders . . . finished season with 355 yards on 74 carries and a team-high 4.8 average . . . contract runs through 1990 with no option.

COLLEGE: Played three seasons (1984, 1986 and 1987) for the Panthers . . . ranks second on Pitt's alltime rushing list with 2,950 yards . . . was the no. 2 rusher in Div. 1-A in '87 with 1,655 yards for a 4.6 average and 11 TDs . . . earned consensus All-America honors in '87 as he rushed for over 100 yards in each regular-season game and in the Bluebonnet Bowl . . . a workhorse, carrying the ball 357 times, including at least 30 carries in eight regular-season contests . . . was no. 5 nationally in all-purpose yardage during final season with 1,853 yards (198 receiving) . . . had one year of eligibility remaining but opted for the NFL draft.

PERSONAL: Consensus USA Today, Bally and Parade All-America at Passaic (N.J.) High School . . . received nickname of "Ironhead" as a child due to his stubbornness . . . married (Charlotte) with son (Cameron 5/8/89) . . . family resides in Pittsburgh during offseason.

GAMES STARTED/PLAYED: (1988, 8/11).

	RUSHING					RECEIVING				
	No.	Yds.	Avg.	LG	TD	No.	Yds.	LG	TD	
1988	74	355	4.8	73t	1	13	105	18	0	

NEW ORLEANS SAINTS IN OVERTIME GAMES (2-4)

Nov. 13, 1977 — San Francisco 10, New Orleans 7, at Superdome
 Sep. 2, 1979 — Atlanta 40, New Orleans 34, at Superdome
 Dec. 7, 1980 — San Francisco 38, New Orleans 35, at Candlestick Park
 Sep. 18, 1983 — New Orleans 34, Chicago 31, at Superdome
 Dec. 11, 1983 — New Orleans 20, Philadelphia 17 at Veterans' Stadium
 Oct. 21, 1984 — Dallas 30, New Orleans 27, at Texas Stadium

CRAIG HEYWARD 1988

Opponent	No.	Yds.	RUSHING			No.	Yds.	RECEIVING		
			Avg.	LG	TD			LG	TD	
San Fran.	8	27	3.4	11	0					
@Atlanta	10	35	3.5	11	0	2	22	18	0	
@Detroit	6	17	2.8	6	0	1	11	11	0	
Tampa Bay	9	36	4.0	9	0	2	3	9	0	
Dallas	4	12	3.0	4	0					
@San Diego	8	37	4.6	11	0	3	31	13	0	
@Seattle	9	63	7.0	25	0	2	15	9	0	
Raiders	11	109	9.9	73t	1	2	16	17	0	
Rams	3	6	2.0	4	0	1	7	7	0	
@Washington										INACTIVE
@Rams										INACTIVE
Denver										INACTIVE
Giants										INACTIVE
@Minnesota	3	5	1.7	3	0					
@San Fran.	3	8	2.7	3	0					
Atlanta										DNP
Totals	74	355	4.8	73t	1	13	105	18	0	



61 JOEL HILGENBERG

Center/Guard Year With Saints: 6 Year in NFL: 6
Ht: 6-2 Wt: 253 College: Iowa
Born: July 10, 1962 at Iowa City, Iowa
Joined Saints: Draft Choice No. 4, 1984


PRO: 1988 — Began season as the backup at center to Steve Korte . . . an injury to right guard Steve Trapilo in the opening contest thrust him into the starting lineup for the following 10 weeks, the final two at left guard . . . has handled deep snapping duties on punts and field goals since becoming a Saint in 1984. **1987** — Started 12 games at center, the first time in his career he served as the starter through the regular season . . . stepped in for Steve Korte in the opener due to an injury, and fended Korte off when he returned. **1986** — Turned in a solid season, played in all 16 games, started two in place of injured Brad Edelman . . . handled every deep snap of the season, and kept intact a perfect score of getting the ball where it needed to be. **1985** — Started five games in place of injured players . . . was pressed into action at guard in the first contest, and played center in the other four starts. **1984** — Played in 10 games with no starts along the line in his rookie campaign in which he also won the deep snapping duties . . . impressed coaches with his abilities . . . although somewhat small for lineman, has near-perfect technique . . . selected with choice from New England for draft

choices 9-12 in 1983 draft . . . contract expired in 1988, subject to developments.

COLLEGE: Perfect for career on long snaps . . . started every game junior and senior years when he was all-Big Ten . . . second-team All-America by both wire services in 1983 . . . majored in general studies.

PERSONAL: Attended City High School in Iowa City, Iowa . . . comes from long line of Iowa centers . . . father Jerry was Iowa's All-America center in 1950's . . . brothers (Jim, 1978, and Jay, 1981) both played at Iowa . . . Jay is now an all-Pro center with Bears . . . uncle (Wally) was all-Big Ten in 1960's and later starred with Minnesota Vikings . . . once told reporter, "We're the only family I know of that plays catch not facing each other" . . . prefers to be called "Hilgy" . . . single . . . lives in New Orleans. Pronounced HILL-gun-burg.

GAMES STARTED/PLAYED: (1984, 0/10); (1985, 5/15); (1986, 2/16); (1987, 12/12); (1988, 10/16). Totals 29/69.



87 LONZELL HILL

Wide Receiver Year With Saints: 3 Year in NFL: 3

Ht: 5-11 Wt: 194 College: Washington

Born: September 25, 1965 at Stockton, California

Joined Saints: Draft Choice No. 2, 1987

PRO: 1988 — Earned starting berth, starting 15 of 16 games . . . only game he did not start was at San Francisco 12/11 when Saints went with two tight ends . . . his 66 catches for 703 yards were second on club behind Eric Martin's 85-1,083 . . . 66 receptions are second best ever in a season by a Saint behind Martin's 85 . . . 66 catches were also 12th in the NFC and 19th in the NFL . . . his seven TDs tied for first on squad with Martin . . . caught a career-high seven passes (74 yds., 1 TD) vs. San Francisco 9/4 . . . caught at least four passes in a game 11 times . . . set a club record with a TD reception in four straight games (3-6) . . . tied club record of consecutive games with a TD (4) held by Chuck Muncie (1979) . . . caught a pass in all but one game (at Seattle 10/16) . . . also saw duty as punt returner, spelling Mel Gray . . . returned ten punts for 108 yards, including a 31-yard scamper vs. Atlanta 12/18. **1987** — Season started slowly for Lonzell, who did not play in the first two games (knee injury), but he came forth with good efforts toward the end of the schedule . . . had four catches for 93 yards in his first NFL appearance, vs. San Francisco 10/25 . . . caught first NFL TD pass two weeks later, a three-yarder at Rams 11/8 . . . had first NFL start vs. Houston 12/13, caught TD pass . . . played in ten games, started one . . . caught a pass in all but one game he played in . . . contract runs through 1989 with no option.

COLLEGE: Ranked among top receivers in college football senior year when he led his team in receptions and touchdowns . . . also returned punts and kickoffs . . . caught TD pass in Hula Bowl following senior season . . . majored in criminal justice.

PERSONAL: Attended Amos Alonzo Stagg High School in Stockton, California . . . played wide receiver, quarterback and defensive back . . . son of former Detroit and Buffalo wide receiver J.D. Hill . . . nickname is "Moe", meaning the "Master of Everything" . . . full name is Lonzell Ramon Hill . . . single . . . splits time between Stockton, California and Kenner during off-season.


GAMES STARTED/PLAYED: (1987, 1/10); (1988, 15/16). Totals 16/26.

RECEIVING					
	No.	Yards	Avg.	LG	TD
1987	19	322	16.9	36	2
1988	66	703	10.7	29t	7
Totals	85	1025	12.1	36	9

PUNT RETURNS						
	No.	FC	Yds.	Avg.	LG	TD
1987	None					
1988	10	4	108	10.8	31	0
Totals	10	4	108	10.8	31	0

Additional Stats: Rushing: 1987, 1-(-9); 1988, 2-7, 5 Long. Passing: 1988, 0-1. Fumbles: 1988, 3.

LONZELL HILL 1988 RECEIVING					
Opponent	No.	Yds.	Avg.	LG	TD
San Fran.	7	74	10.6	18t	1
@Atlanta	2	13	6.5	8	0
@Detroit	4	65	16.3	29t	1
Tampa Bay	6	73	12.2	20	1
Dallas	4	31	7.8	9	1
@San Diego	4	30	7.5	19t	1
@Seattle	None				
Raiders	4	47	11.8	16	0
Rams	6	45	7.5	12	1
@Washington	4	56	14.0	35	0
@Rams	6	83	13.8	21	0
Denver	2	21	10.5	21	0
Giants	6	53	8.8	16	0
@Minnesota	2	30	15.0	25	0
@San Fran.	6	61	10.2	27t	1
Atlanta	3	21	7.0	12	0
Totals	66	703	10.7	29t	7



21 DALTON HILLIARD

Running Back Year With Saints: 4 Year in NFL: 4

Ht: 5-8 Wt: 204 College: LSU

Born: January 21, 1964 at Patterson, Louisiana

Joined Saints: Draft Choice No. 2, 1986

PRO: 1988 — Led Saints in rushing for first time in three-year career with 204 carries for 823 yards (4.0 avg.) and five TDs, despite being hampered for good part of the season with turf toe . . . earned starting spot at running back during training camp and went on to start nine contests . . . opened season with back-to-back 90-yard plus performances, 19-95 vs. San Francisco 9/4, 16-97 at Atlanta 9/11 . . . had another 97-yard day, on 21 attempts, vs. Giants 11/27 . . . set a personal best on final day of season vs. Atlanta 12/18 with 127 yards on 25 carries for his only career 100 yard rushing day . . . also caught six passes for 68 yards and one TD to compile a career-best 195 yards in all-purpose yardage . . . scampered for 36-yard run in contest to tie a career long . . . attempted two passes with one completion, a 27-yard TD strike to Lonzell Hill at San Francisco 12/11 . . . caught a pass in all but one game, at Washington 11/6, where turf toe limited his action to just one series . . . all three pass completions in career (six attempts) have been good for TDs . . . returned six kickoffs for 111 yards, including five for 92 yards at Minnesota 12/4 . . . used heavily as a receiver out of backfield, caught a career-best 34 passes for 335 yards . . . continues to experience success vs. Atlanta, in five career games has carried 67 times for 350 yards (5.2 avg.) and four TDs . . . Dalton's 1,756 career rushing yards is eighth on the team's alltime list. **1987** — Rose to the challenge, as he had a big year running, receiving, and returning kicks . . . led the Saints in average per rushing attempt (4.1), third in receptions (23), and first in kickoff returns (24.8) . . . rushed the ball ten or more times in eight of the 12 games he played . . . started one game . . . ran 14 times for 92 yards, caught four passes for 84 yards including a 38-yard TD scamper, threw a pass for 23 yards and a TD, and returned a kickoff in leading the Saints to a 31-14 win at Rams 11/8 . . . caught eight passes for 81 yards vs. Giants 11/22 in another big Saints win . . . had 74-yard kickoff return that led to winning points vs. Green Bay 12/27 . . . came to training camp ten pounds lighter than in his rookie season, showed more confidence, poise. **1986** — Opened season as starting tailback, but succumbed to a fast-rising Rueben Mayes by game five . . . had a hand in one TD in each of first four games . . . rushed for TD in first, second and fourth games . . . threw 29-yard halfback pass for TD at San Francisco 9/21 . . . also had his longest run of the year (36 yards) that day . . . scored five TDs on season . . . second on team rushing chart behind Mayes with 425 yards . . . good hands, caught 17 passes during season . . . contract expired in 1988, subject to developments.

COLLEGE: Ended career ranked third in alltime SEC rushing list behind Herschel Walker and Bo Jackson . . . four-year all-SEC selection . . . holds NCAA record for freshman scoring with 16 TDs(11 rushing, 5 receiving) . . . teammate of Saints WR Eric Martin . . . played in Hula and Senior Bowls . . . majored in business administration.

PERSONAL: Attended Patterson (Louisiana) High School where he was all-everything in football . . . married (Andrea) with daughter (LaShondra 3/17/81) . . . resides in Kenner. Pronounced HILL-yerd.


GAMES STARTED/PLAYED: (1986, 5/16); (1987, 1/12); (1988, 9/16). Totals 15/44.

	RUSHING					RECEIVING				
	No.	Yds.	Avg.	LG	TD	No.	Yds.	LG	TD	
1986	121	425	3.5	36	5	17	107	17	0	
1987	123	508	4.1	30	7	23	264	38t	1	
1988	204	823	4.0	36	5	34	335	26	1	
Totals	448	1756	3.9	36	17	74	706	38t	2	

Additional Stats: Passing: 1986, 1-3, 29 yards, 1 TD; 1987, 1-1, 23 yards, 1 TD; 1988, 1-2, 27 yards, 1 TD. Kickoff Returns: 1987, 10-248 yards, 74 Long; 1988, 6-111 yards, 30 Long. Fumbles: 1986, 3; 1987, 4; 1988, 3.

DALTON HILLIARD 1988										
Opponent	RUSHING					RECEIVING				
	No.	Yds.	Avg.	LG	TD	Rec.	Yds.	LG	TD	
San Francisco	19	95	5.0	22	0	1	5	5	0	
@Atlanta	16	97	6.1	18	1	2	37	25	0	
@Detroit	20	62	3.1	11	1	4	51	22	0	
Tampa Bay	18	47	2.6	14	0	2	15	9	0	
Dallas	12	30	2.5	6	0	1	14	14	0	
@San Diego	17	56	3.3	9	0	6	43	10	0	
@Seattle	3	4	1.3	2	0	3	28	13	0	
Raiders	16	52	3.3	7	1	1	11	11	0	
Rams	11	19	1.7	6	0	1	12	12	0	
@Washington	None									
@Rams	2	3	1.5	4t	1	2	27	15	0	
Denver	9	55	6.1	13	1	9	9	0		
Giants	1	97	4.6	20	0	2	7	4	0	
@Minnesota	6	44	7.3	20	0	1	-1	-1	0	
@San Francisco*	9	35	3.9	9	0	1	9	9	0	
Atlanta	25	127	5.1	36	0	6	68	26	1	
Totals	204	823	4.0	36	5	34	335	26	1	

*1-1 passing, 27 yards, 1 TD



57 RICKEY JACKSON

Linebacker Year With Saints: 9 Year in NFL: 9

Ht: 6-2 Wt: 243 College: Pittsburgh

Born: March 20, 1958 at Pahokee, Florida

Joined Saints: Draft Choice No. 2b, 1981

PRO: 1988 — Had another fine season, again starting every game he played in . . . has now started in all 117 games he has appeared in . . . co-leader, along with Pat Swilling, on club in sacks with seven for 66 yards lost . . . sixth time in his eight-year career he has led or shared the lead in that department . . . is Saints career leader in sacks with 72 for 576 yards lost . . . finished second on tackle chart with 92, including 71 solo hits . . . sacked Lion QBs four times at Detroit 9/18 to tie a club-best he set at Atlanta in 1986 . . . tallied a sack and returned an interception for 16 yards vs. Raiders 10/23 . . . also defended five passes on season . . . had nine solo stops on final day of season vs. Atlanta 12/18 . . . tied for eighth with Frank Warren for most games played as a Saint (117). **1987** — Quietly went about having his most productive season in terms of overall defense, according to Saints coaching staff . . . ended the season second on tackle chart with 74 total, 57 solos . . . started every game for which he was active, keeping alive a streak that started with his first game as a Saint . . . had a pair of interceptions on the season . . . had biggest game of his season at Cincinnati 12/20, had three sacks, forced two fumbles . . . defended four passes on the year. **1986** — Leader of Saints defense, led team in tackles with 117 total stops, tied for sack lead with nine . . . went to Pro Bowl for fourth straight year . . . intercepted one pass, defended 12 others . . . forced team-leading and a career-best six fumbles, recovered one . . . had biggest sack day of his career with four at Atlanta 12/14, one on the last play of the game that clinched a 14-9 New Orleans win. **1985** — Finished second on team tackle list with 107 stops, 69 solo hits . . . led team with 11 sacks for 89 yards lost . . . had two sacks three times: vs. Tampa Bay 9/22; at Green Bay 11/17; and vs. Rams 12/1. **1984** — Selected to Pro Bowl for second straight season . . . led NFC linebackers in sacks (12) . . . had at least one sack in 10 games. **1983** — Was the only Saint selected for the Pro Bowl . . . had three games with two sacks: at Dallas 9/25; at Tampa Bay 10/23; vs. Jets 11/21 . . . defended 21 passes, a career high. **1982** — Returned interception 32 yards at San Francisco 11/28 to set up crucial score . . . second on club in strike-shortened season with 4.5 sacks for 34 yards lost. **1981** — Led team with eight sacks during rookie campaign . . . compiled 125 tackles with 85 solo hits . . . drafted with choice from San Diego for RB Chuck Muncie . . . contract runs through 1989 with no option.

COLLEGE: Played defensive end in Pittsburgh's number-one-ranked defense . . . played opposite Hugh Green, but Jackson led team in tackles . . . member of Pitt team which had 19 seniors drafted into the NFL . . . played in Senior Bowl,

and was defensive MVP in East-West Shrine Game . . . ABC Player of the Game vs. Penn State in 1980, year that Panthers contended for NCAA championship . . . majored in history.

PERSONAL: Attended Pahokee (Florida) High School . . . also caught 21 passes for eight TDs as tight end senior year . . . played in three state football championship games, and was on state basketball championship team senior year . . . full name is Rickey Anderson Jackson . . . married (Norma) with daughter (Rickeyah 4/23/84) and son (Rickeem 1/11/89) . . . lives in Kenner.

GAMES STARTED/PLAYED: (1981, 16/16); (1982, 9/9); (1983, 16/16); (1984, 16/16); (1985, 16/16); (1986, 16/16); (1987, 12/12); (1988, 16/16). Totals 117/117.

Year	TACKLES		SACKS		INTERCEPTIONS		TD
	Tkl	Asst	No.	Yards Lost	No.	Yards	
1981	85	40	8	65	None		
1982	32	15	4.5	34	1	32	0
1983	67	35	11	75	1	0	0
1984	97	27	12	93	1	14	0
1985	69	38	11	89	None		
1986	85	29	9	71	1	1	0
1987	57	17	9.5	81	2	4	0
1988	71	21	7	66	1	16	0
Totals	563	222	72	576	7	67	0

Additional Stats: Fumbles Recovered: 1981, 1; 1982, 2; 1983, 2; 1984, 4; 1986, 1. Forced Fumbles: 1981, 2; 1982, 1; 1984, 4; 1986, 6; 1987, 3; 1988, 2. Passes Defensed: 1981, 10; 1982, 10; 1983, 21; 1984, 16; 1985, 15; 1986, 13; 1987, 4; 1988, 5.



53 VAUGHAN JOHNSON

Linebacker Year With Saints: 4 Year in NFL: 4

Ht: 6-3 Wt: 245 College: North Carolina State

Born: March 4, 1962 at Morehead City, North Carolina

Joined Saints: Draft Choice No. 1 (USFL

Supplemental, 1984) Signed 1986

PRO: 1988 — Led Saints in tackles for second consecutive season with 114, including 82 solo hits . . . had two sacks for 14 yards lost . . . had one interception that he returned 34 yards in which he broke numerous tackles and hurdled over several defenders to help preserve Saints' 14-10 win at Rams 11/13 . . . topped linebacking corps with eight passes defended . . . had an 18-tackle performance, half of them solo stops, at Washington 11/6 . . . named to Sports Illustrated's all-Pro team and the UPI all-NFC squad . . . teams with Sam Mills on the inside, and Rickey Jackson and Pat Swilling to provide the Saints with one of the most feared group of LBs in the

NFL . . . is considered one of the premiere inside linebackers in the NFL. **1987** — Took over starting inside linebacker position, led Saints in tackles with 87 . . . made 73 solo hits . . . tenacious player, had many big hits in course of season . . . had big interception vs. Cleveland in season-opener 9/13 . . . had sack vs. Cincinnati 12/20 . . . forced two fumbles, recovered one. **1986** — Big man who had big part of situation defense for Saints . . . learned quickly, athletic ability made it difficult for coaches to keep him off the field . . . played much in Saints' nickel and special defensive sets . . . had 37 total tackles, one sack, an interception and recovered a fumble . . . played with USFL Jacksonville Bulls 1984-85, had 154 tackles in 1984 season . . . contract runs through 1990 season with no option.

COLLEGE: All-America selection by Sporting News . . . led Wolfpack in tackles both junior and senior seasons . . . majored in education.

PERSONAL: Attended West Carteret High School in Morehead City, North Carolina . . . appeared in "Dome Patrol" poster, along with Jackson, Mills and Swilling, that was produced during '88 season . . . spends offseason working in family construction firm back in his hometown . . . single . . . lives in Morehead City in offseason.

GAMES STARTED/PLAYED: (1986, 0/16); (1987, 12/12); (1988, 16/16). Totals 28/44.

	TACKLES		No.	SACKS	No.	INTERCEPTIONS		TD
	Tkl	Asst		Yards Lost		Yards		
1986	30	3	1	6	1	15	0	
1987	73	14	1	12	1	0	0	
1988	82	32	2	14	1	34	0	
Totals	185	49	4	32	3	49	0	

Additional Stats: Fumbles Recovered: 1986, 1; 1987, 1. Forced Fumbles: 1987, 2. Passes Defensed: 1986, 2; 1987, 5; 1988, 8.



90 WALTER JOHNSON

Linebacker Year With Saints: 1 Year in NFL: 3
Ht: 6-0 Wt: 240 College: Louisiana Tech
Born: November 13, 1963 at Monroe, Louisiana
Joined Saints: Free Agent, 1989

PRO: 1988 — Played in all 16 contests with no starts for Houston . . . key performer on Oiler special teams. . . tallied seven tackles, four on special teams . . . spent season as backup to former Nicholls State star Johnny Meads at right outside linebacker . . . saw action in both playoff games with a pair of tackles. **1987** — Played in ten games with one start in rookie sea-

son with Oilers . . . finished with nine tackles, five of them on special teams . . . started lone game of season vs. New England 10/18 during replacement schedule . . . most of his playing time came as a member of special teams . . . saw action in both playoff contests . . . drafted by Houston in the second round (3rd pick, 46th overall) out of Louisiana Tech in 1987 . . . contract runs through 1990 with no option.

COLLEGE: Played first three seasons for Bulldogs at defensive end spot before being moved to outside linebacker for senior year . . . finished career with 39 quarterback sacks . . . all-Southland Conference pick for each of his last three years and Conference Defensive Player-of-the-Year and a 1-AA All-America for his senior season accomplishments . . . also participated in East-West Shrine Game . . . majored in physical education.

PERSONAL: Attended Ferriday (La.) High School . . . lettered in football, basketball and track. . . married (Tangelia) with daughter (Rosaline 9/15/86) . . . family resides in Ruston, Louisiana.

GAMES STARTED/PLAYED: (1987, 1/10); (1988, 0/16). Totals 1/26.

	TACKLES	
	Tkl	Asst
1987	8	1
1988	6	1
Totals	14	2



23 BUFORD JORDAN

Fullback Year With Saints: 4 Year in NFL: 4
Ht: 6-0 Wt: 223 College: McNeese State
Born: June 26, 1962 at Lafayette, Louisiana
Joined Saints: Free Agent, 1986

PRO: 1988 — Spent first two games of season on injured reserve with a sprained knee, came back and played in the remaining 14, starting three of them . . . carried ball 19 times for 115 yards for a club-best 6.1 average . . . put together best rushing day of career on final day of season vs. Atlanta 12/18 when he rushed six times for 68 yards . . . also had a career-long 44-yard effort in which he bounced off and bulled his way through numerous would-be tacklers . . . also caught five passes for 70 yards . . . recovered a Rueben Mayes' fumble and returned it seven yards for a TD at Washington 11/6 . . . one of Saints' top performers on special teams, tallied eight tackles. **1987** — Opened the season as the starter at fullback, lost it during the middle of the season, regained it again for the final two games of the regular season . . . ran the ball only 12 times on the season, caught three passes . . . ran the ball twice at Cincinnati 12/20, scored both times in dramatic

Saints comeback . . . special teams mainstay, returned blocked punt 13 yards at Pittsburgh 11/29. **1986** — As rookie, started nine games at full-back, played in all 16 . . . finished season ranked third on rushing chart with 207 yards . . . used primarily as blocking back for Mayes and Hilliard, never carried the ball more than eight times in a game . . . also caught 11 passes, including big catch vs. San Francisco 11/2 that set up early touchdown . . . drafted in first round by Green Bay in 1984 USFL supplemental draft, went to camp with Packers in 1985 . . . played with New Orleans/Portland Breakers of USFL 1984-85 . . . contract expired in 1988, subject to developments.

COLLEGE: Left McNeese State as the alltime leading rusher in Louisiana history with 4,156 yards . . . four-time all-Southland Conference selection . . . holds virtually all of McNeese's rushing records . . . only SLC player to rush for over 1,000 yards three seasons . . . played in East-West Shrine and Senior Bowls . . . majored in business administration.

PERSONAL: Attended Iota (Louisiana) High School . . . brother and sister both played sports at McNeese . . . married (Adries) with daughter (Samantha Lacey 6/24/86) and son (Brandin 9/15/87) . . . lives in Kenner.

GAMES STARTED/PLAYED: (1986, 9/16); (1987, 4/12); (1988, 3/14). Totals 16/42.

	RUSHING					RECEIVING				
	No.	Yds.	Avg.	LG	TD	No.	Yds.	LG	TD	
1986	68	207	3.0	10	1	11	127	37	0	
1987	12	36	3.0	8	2	2	13	11	0	
1988	19	115	6.1	44	0	5	70	25	0	
Totals	99	358	3.6	44	3	18	210	37	0	

Additional Stats: Kickoff Returns: 1987, 2-28 yards, 16 Long. Returned fumble seven yards for TD at Washington 11/6/88.



55 JOE KOHLBRAND

Linebacker Year With Saints: 5 Year in NFL: 5
Ht: 6-4 Wt: 245 College: Miami (Florida)
Born: March 18, 1963 at Merritt Island, Florida
Joined Saints: Draft Choice No. 8, 1985

PRO: 1988 — Continues to be a force on Saints' special teams while backing up talented outside linebackers . . . finished season with a career-high 29 tackles, 25 solo stops . . . had two sacks for 18 yards lost at San Diego 10/9 for only two sacks in his career . . . blocked a Barry Helton punt at San Francisco 12/11 . . . saw most extensive action of career at outside linebacker slot as a result of injury to Pat Swilling . . . started for first time in

career vs. Rams 10/30 . . . can also play inside linebacker when pressed into action as he was vs. Atlanta 12/18 after knee injury to Sam Mills. **1987** — Named captain of special teams . . . all of his 14 tackles on the season came on special teams . . . made big hit, forced a fumble at Pittsburgh 11/29 that turned the game around. **1986** — Had 14 tackles, all on special teams. **1985** — Saw some playing time at outside linebacker in the latter stages of the season, and showed some ability at the position . . . had six tackles on the season . . . size and quickness make him a candidate for frequent play . . . contract runs through 1989 season with no option.

COLLEGE: Three-year letterman at Miami, led team in tackles as sophomore . . . was important part of Hurricanes' national championship team in 1983 . . . earned team's most dedicated player award in 1982 . . . majored in finance.

PERSONAL: Attended Merritt Island (Florida) High School . . . was a force, lettered in football, track and basketball . . . member of state championship football team as senior . . . married (Maria) . . . works in offseason as real estate/investment broker in New Orleans area with wife . . . lives in Destrehan. Pronounced COAL-brand.

GAMES STARTED/PLAYED: (1985, 0/12); (1986, 0/16); (1987, 0/12); (1988, 1/16). Totals 1/56.

Year	TACKLES		SACKS	
	Tkl	Asst	No.	Yards Lost
1985	5	1	0	0
1986	12	2	0	0
1987	10	3	0	0
1988	25	4	2	18
Totals	52	10	2	18



60 STEVE KORTE

Center Year With Saints: 7 Year in NFL: 7
Ht: 6-2 Wt: 271 College: Arkansas
Born: January 15, 1960 at Denver, Colorado
Joined Saints: Draft Choice No. 2, 1983


PRO: 1988 — Regained starting spot at center from Joel Hilgenberg to start in all 16 games, one of only two Saints' offensive linemen to do that (LT Jim Dombrowski) . . . second time in his career he has started all 16 contests (1986). **1987** — Was steaming toward big season, but shoulder separation in final preseason game sidelined him until 11th game of the season, saw

limited action hence. **1986** — Remained healthy for first time since his rookie season of 1983 . . . started every game at center, a key to the offensive line's success . . . received Pro Bowl consideration. **1985** — Started at center, but was injured vs. Tampa Bay 9/22 (knee), and spent four weeks on injured reserve . . . came back to start the remaining nine games. **1984** — Started all 15 games he played in . . . started the season at center, played there until injuries dictated that he move to guard . . . spent the final two games of the season as the starting center. **1983** — Drafted as guard and played all 16 games rookie year . . . recovered fumble in end zone for first professional TD vs. Rams 12/18 . . . weightlifting fanatic, continues to build strength and flexibility through club's offseason conditioning program . . . contract runs through 1991 with no option.

COLLEGE: Billed as the strongest player in Arkansas history . . . consensus first team All-America and first team all-Southwest Conference as junior and senior . . . played on Razorbacks' junior varsity team as DT . . . holds degree in physical education with emphasis on exercise physiology.

PERSONAL: Attended Arapahoe High School in Littleton, Colorado where he was all-everything . . . also captained hockey team . . . married (Sharon) with two sons (Steven Jeffrey, Jr. 3/10/86 and Shane Michael 11/22/87) . . . along with former Saint center and now Green Bay Packer James Campen, had a small, non-speaking role in the movie "Everybody's All-American," starring Dennis Quaid and Jessica Lange, and filmed at LSU's Tiger Stadium in Baton Rouge . . . lives in Mandeville. Pronounced COURT.

GAMES STARTED/PLAYED: (1983, 0/16); (1984, 15/15); (1985, 12/12); (1986, 16/16); (1987, 0/3); (1988, 16/16). Totals 59/78.



24 MILTON MACK

Defensive Back Year With Saints: 3 Year in NFL: 3
Ht: 5-11 Wt: 190 College: Alcorn State
Born: September 20, 1963 at Jackson, Mississippi
Joined Saints: Draft Choice No. 5, 1987

PRO: 1988 — Saw increased action at cornerback, making the first start of his career, at left cornerback at Washington 11/6 . . . sprained an ankle in the game, however, and did not play the next two games . . . played in 14 contests with the one start . . . compiled 19 tackles, 17 solos . . . grabbed an interception and returned it 19 yards at Seattle 10/16, and had lone QB sack of his career at Minnesota 12/4 . . . also had a forced fumble in Minnesota game . . . received a good deal of playing time on special teams, and in nickel and dime schemes . . . with added experience, good ability, speed and quickness, could vie for starting role in 1989. **1987** — Played

extensively during rookie season, appearing in 13 games . . . had four interceptions, defended seven passes playing in Saints situation defenses as fifth, sixth or seventh defensive back . . . had 25 tackles, 19 solos . . . had 26-yard INT return in final regular-season contest vs. Green Bay 12/27 . . . contract expired in 1988, subject to developments.

COLLEGE: All-SWAC selection as senior, led Alcorn State in interceptions as junior . . . played in East-West Shrine game following senior season . . . majored in Technical Education.

PERSONAL: Attended Callaway High School in Jackson, Mississippi where he was MVP on the football team as senior . . . single . . . lives in Kenner in offseason.

GAMES STARTED/PLAYED: (1987, 0/13); (1988, 1/14). Totals 1/27.

Year	TACKLES		INTERCEPTIONS		
	Tkl	Asst	No.	Yds.	TD
1987	19	6	4	32	0
1988	17	2	1	19	0
	36	8	5	51	0

Additional Stats: Forced Fumbles: 1988, 1. QB Sacks: 1988, 1-6 yards. Passes Defensed: 1987, 7; 1988, 1.



84 ERIC MARTIN

Wide Receiver Year With Saints: 5 Year in NFL: 5
Ht: 6-1 Wt: 204 College: Louisiana State
Born: November 8, 1961 at Van Vleck, Texas
Joined Saints: Draft Choice No. 7, 1985

PRO: 1988 — Had his best year as a pro as he broke Saints records for catches (85) and receiving yardage (1,083) . . . named to his first Pro Bowl team . . . Finished second in NFC in catches, one behind the Rams' Henry Ellard . . . tied with Lonzell Hill for team lead in TDs scored with seven . . . had three 100-yard receiving days on the year, vs. Rams 10/30 (6-132), at Washington 11/6 (10-146, 1 TD) and vs. Denver 11/20 (8-111, 2 TDs) . . . ten catches is personal best, and most for Saints receiver since 1982 season (Wayne Wilson 11 vs. Atlanta 1/2/83) . . . caught a pass in every game, the second time (1986) he has accomplished that feat . . . caught Bobby Hebert's longest TD completion of the season, a 40-yard strike vs. Denver 11/20 . . . 201 career receptions puts him fourth on Saints' alltime list, needs six to tie Henry Childs for third and 83 to tie Tony Galbreath for second (Danny Abramowicz, 309) . . . 23 TDs for 138 points leaves him tied with

George Rogers in tenth spot on the Saints' alltime list. **1987** — Came to the forefront of the Saints receiving corps, led team with 44 catches, second in TDs scored with 7 . . . had three 100-yard receiving games for Saints; at St. Louis 10/11 (7-101, 1 TD), vs. Tampa Bay 12/6 (2-101), and vs. Houston 12/13 (6-130, 2 TDs) . . . made giant catch vs. Giants 11/22, 22-yard TD grab that put Saints ahead to stay in 23-14 game . . . caught a pass in every game but one . . . also returned punts early in the season, had 14 for 88 yards. **1986** — Was the only Saints receiver to catch a pass in every game . . . had huge day vs. Green Bay 9/14 when his first two catches went for 76 and 84 yards, finished with three catches for 164 yards (54.7 avg.) and one TD . . . caught seven passes including TD grab at Rams 11/23 . . . also utilized on punt returns, fielded 22, returned 221 yards (10.0 avg). **1985** — Had outstanding rookie year as he caught a pass in all but one game . . . total of 35 receptions was third on team receptions list . . . led club in TDs scored with four . . . spectacular catch vs. Rams 12/1 for TD put game out of reach in 29-3 win . . . has deceptive speed, good moves . . . contract expired in 1988, subject to developments.

COLLEGE: Ended his collegiate career as the alltime Southeastern Conference receiving yardage leader (2,625) . . . also held LSU school records for career pass receptions (152), season pass receptions (52 in 1983), most receiving yards in a single game (209), and most yards receiving in a single season (1,064 in 1983) . . . first-team All-America by Sporting News as senior, and first-team all-SEC by AP . . . spent freshman year returning kicks, holds LSU record with 100-yard return that year . . . majored in general studies.

PERSONAL: Attended Van Vleck (Texas) High School . . . holds annual Black History Basketball Tournament in Van Vleck, funds go to E.W. Martin scholarship, given to needy boy or girl at Van Vleck High School . . . married (Tamyra) with daughter (Erica 2/1/86) . . . lives in Kenner.

GAMES STARTED/PLAYED: (1985, 11/16); (1986, 11/16); (1987, 11/15); (1988, 16/16). Totals 49/63.

RECEIVING						
Year	No.	Yards	Avg.	LG	TD	
1985	35	522	14.9	50	4	
1986	37	675	18.2	84	5	
1987	44	778	17.7	67	7	
1988	85	1083	12.7	40t	7	
Totals	201	3058	15.2	84	23	

KICKOFF RETURNS						PUNT RETURNS					
Year	No.	Yds.	Avg.	LG	TD	No.	FC	Yds.	Avg.	LG	TD
1985	15	384	25.6	69	0	8	10	53	6.6	13	0
1986	3	64	21.3	27	0	24	9	227	9.5	39	0
1987	1	15	15.0	15	0	14	2	88	6.3	15	0
1988	3	32	10.3	32	0	None					
Totals	22	495	22.5	69	0	46	21	368	8.0	39	0

Additional Stats: Rushing: 1985, 2-(-1), 11 Long; 1988, 2-12, 9 Long. Fumbles: 1985, 1; 1986, 5; 1988, 2.

ERIC MARTIN RECEIVING 1988

Opponent	No.	Receiving		LG	TD
		Yds.	Avg.		
San Francisco	7	68	9.7	19	1
@ Atlanta	7	68	9.7	15	1
@ Detroit	6	71	11.8	18	
Tampa Bay	2	9	4.5	5	
Dallas	5	80	16.0	28	
@ San Diego	5	75	15.0	21	1
@ Seattle	6	89	14.8	19t	1
L.A. Raiders	2	19	9.5	11	
L.A. Rams	6	132	22.0	31	
@ Washington	10	146	14.6	33	1
@ L.A. Rams	4	43	10.8	20	
Denver	8	111	13.9	40t	2
N.Y. Giants	4	51	12.8	18	
@ Minnesota	2	19	9.5	16	
@ San Francisco	7	61	8.7	20	
Atlanta	4	41	10.3	19	
Totals	85	1083	12.7	40t	7



39 BRETT MAXIE

Defensive Back Year With Saints: 5 Year in NFL: 5

Ht: 6-2 Wt: 190 College: Texas Southern

Born: January 13, 1962 at Dallas, Texas

Joined Saints: Free Agent, 1985

PRO: 1988 — Started all 16 games at free safety . . . only Saint DB to start every contest . . . no interceptions, but came up with some key stops . . . second among Saint DBs with 78 tackles, 57 solo hits . . . defended four passes, forced one fumble . . . tallied 16 tackles with 12 primary hits at Washington 11/6 . . . good speed, quickness, anticipation, has the tools for free safety . . . worked hard in offseason to build up strength. **1987** — Started season as a spot player, but moved into the starting free safety position for game six, and kept it for the rest of the year . . . had three interceptions, defended 11 passes . . . had 48 tackles, 35 solo stops . . . charged in to sack QB for safety vs. Cleveland 9/13 in big Saints win to open season . . . had another sack in final game of season, vs. Green Bay 12/27. **1986** — Was used primarily in nickel and dime situations, had two interceptions on the season . . . recovered one fumble . . . had 48 total tackles . . . also exceptional special teamer, played at wideout position on punt team, made

some spectacular hits. **1985** — Played in all 16 games, mainly on special teams, but saw much action as nickel back . . . started final game of the season at strong safety in place of injured Terry Hoage . . . contract runs through 1989 with no option.


COLLEGE: Lettered three years at Texas Southern . . . received degree in biology during 1988 offseason . . . took classes at Southern University (NO) this past offseason.

PERSONAL: Attended James Madison High School in Dallas . . . single . . . lives in Kenner in offseason. Pronounced MAX-ee.

GAMES STARTED/PLAYED: (1985, 1/16); (1986, 0/15); (1987, 10/12); (1988, 16/16). Totals 27/59.

Year	TACKLES		INTERCEPTIONS		
	Tkl	Asst	No.	Yds.	TD
1985	31	6	0	0	0
1986	37	11	2	15	0
1987	35	13	3	17	0
1988	57	21	0	0	0
Totals	160	51	5	32	0

Additional Stats: Fumbles Recovered: 1985, 1; 1986, 1. Forced Fumbles: 1986, 1; 1987, 1; 1988, 1. Sacks: 1987, 2-17 yards, 1 safety. Passes Defended: 1985, 1; 1986, 2; 1987, 11; 1988, 4. Punt Returns: 1987, 1-12 yards.



36 RUEBEN MAYES

Running Back Year With Saints: 4 Year in NFL: 4

Ht: 5-11 Wt: 201 College: Washington State

Born: June 6, 1963 at North Battleford, Saskatchewan

Joined Saints: Draft Choice No. 3a, 1986

PRO: 1988 — First season Rueben did not lead club in rushing . . . still rushed for 628 yards on 170 carries (3.7 avg.), finishing second behind Dalton Hilliard, after undergoing offseason arthroscopic knee surgery . . . played in all regular games for third straight year . . . did not begin season as starter, but started vs. Dallas 10/3 and went on to start nine of the final 12 contests, including the last seven straight . . . had lone 100-yard rushing day of season in Saints' 42-0 blowout vs. Denver 11/20 . . . carried 25 times for 115 yards and a TD in the contest, for 10th 100-yard plus rushing day of career . . . totaled 80 yards on 16 attempts (5.0 avg.) with a 17-yard TD jaunt at Atlanta 9/11 . . . hauled in 11 passes for a career-high 103 yards . . .

grabbed a career-long 25-yard pass vs. Raiders 10/23 . . . also returned seven kickoffs for 132 yards, including a 33-yarder vs. Rams 10/30 . . . after just three seasons, has already climbed to third place on the Saints' alltime rushing chart with 2,898 yards, 488 yards behind Chuck Muncie for second. **1987** — Named to second consecutive Pro Bowl, but again could not play because of surgery . . . tore knee ligaments in wild card playoff game against Minnesota 1/3, was operated on two days later . . . nearly reached the 1,000-yard plateau for second season despite losing three games to players strike . . . led Saints in rushing, but shared tailback more with a more productive Dalton Hilliard . . . had three days of more than 100 rushing yards . . . had two-TD day vs. Tampa Bay 12/6. **1986** — Led all rookies in rushing with 1,353 yards, fourth in NFL . . . third in NFL in yards per carry (4.7) . . . didn't start until fifth game of season, had only 22 carries for 120 yards until then . . . leading TD scorer on team with eight (48 points) . . . returned kickoff for touchdown vs. Giants 9/28, but penalty wiped it out . . . had Saints single-game rushing record with 207 yards vs. Dolphins 12/7 until final carry (four-yard loss) put him behind George Rogers' record (206) . . . also caught 16 passes during season, returned 10 kickoffs for 213 yards . . . had six 100-yard plus games, three of more than 150 . . . named to AFC-NFC Pro Bowl, but chose to forego game for achilles tendon operation following the season to expedite preparation for 1987 season . . . had tendon problem throughout season, but played anyway . . . named to every all-rookie team . . . best game came vs. Miami 12/7, rushed for 203 yards on 28 carries, two TDs . . . also caught two passes . . . carried for longest gain of season (50 yards) on ground for Saints vs. New England 11/30 . . . missed most of game at Jets 10/26 with injured foot, rushed four times for minus-two yards . . . scored two TDs in a game three times, vs. Tampa Bay 10/19, vs. San Francisco 11/2, vs. Miami 12/7 . . . selected with choice from Tampa Bay for DB David Greenwood . . . contract expired in 1988, subject to developments.

COLLEGE: Holds every rushing record in Washington State history . . . gained over 1,000 yards each of his last two years, was PAC-10 rushing champion both seasons . . . PAC-10 offensive player of the year 1984-85 . . . sixth-rated rusher (ahead of O.J. Simpson) in PAC-10 history, second in that group in yards per carry (5.5) behind only Darrin Nelson (5.7) . . . finished tenth in Heisman balloting junior year . . . as junior set NCAA records for single-game rushing yardage (357 vs. Oregon) and two-consecutive-game yardage (Oregon plus Stanford, 216) . . . All-America selection junior and senior seasons . . . played in Blue-Gray and East-West Shrine games . . . majored in political science.

PERSONAL: Attended North Battleford (Canada) High School . . . married (Marie) . . . lives in Edmonds, Washington . . . employed with Merrill Lynch Realty in the Seattle area this past offseason, worked to obtain his broker's license. Pronounced MAZE.


GAMES STARTED/PLAYED: (1986, 12/16); (1987, 12/12); (1988, 9/16). Totals 33/44.

Year	RUSHING					RECEIVING				
	No.	Yds.	Avg.	LG	TD	No.	Yds.	LG	TD	
1986	286	1353	4.7	50	8	17	96	18	0	
1987	243	917	3.8	38	5	15	68	16	0	
1988	170	628	3.7	21	3	11	103	25	0	
Totals	699	2898	4.1	50	16	43	267	25	0	

KICKOFF RETURNS										
Year	No.	Yds.	Avg.	LG	TD					
1986	9	193	21.4	34	0					
1987	None									
1988	7	132	18.9	33	0					
Totals	16	325	20.3	34	0					

Additional Stats: Fumbles: 1986, 4; 1987, 8; 1988, 1.

RUEBEN MAYES 1988										
Opponent	RUSHING					RECEIVING				
	No.	Yds.	Avg.	LG	TD	No.	Yds.	LG	TD	
San Francisco	2	4	2.0	3	0					
@ Atlanta	16	80	5.0	17	1					
@ Detroit	8	31	3.9	10	0					
Tampa Bay	2	17	8.5	15	0	1	15	15	0	
Dallas	9	23	2.6	9	0					
@ San Diego	11	47	4.3	15	0					
@ Seattle	18	78	4.3	20	0	1	11	11	0	
Raiders	9	32	3.6	7	0	1	25	25	0	
Rams	3	6	2.0	3	0	1	1	1	0	
@ Washington	15	50	3.3	21	0	1	9	9	0	
@ Rams	21	73	3.5	13	1	3	29	20	0	
Denver	25	115	4.6	19	1	2	11	7	0	
Giants	6	9	1.5	5	0					
@ Minnesota	16	46	2.9	13	0	1	2	2	0	
@ San Francisco	8	10	1.3	4	0					
Atlanta	1	7	7.0	7	0					
TOTALS	170	628	3.7	21	3	11	103	25	0	



51 SAM MILLS

Linebacker Year With Saints: 4 Year in NFL: 4

Ht: 5-9 Wt: 225 College: Montclair State

Born: June 3, 1959 at Neptune, New Jersey

Joined Saints: Free Agent, 1986

PRO: 1988 — Named to his second Pro Bowl post following season after finishing second on team in total tackles (100) . . . team leader has started all but three games since his arrival in New Orleans in 1986 . . . recovered three fumbles on the season . . . had 14 stops at Washington 11/6 (10 tack-

les, four assists), and 11 vs. Rams 10/30 (nine tackles, two assists) . . . signal-caller on defense, teams up with LB Vaughan Johnson to give Saints most formidable middle ever . . . makes up for lack of size with aggressiveness, quickness, intelligence. **1987** — Started all 12 games in the middle of the Saints defense . . . fourth on team tackle chart with 58, 41 primary hits . . . also in the right place at the right time, recovered three fumbles on the season . . . was the focal point on a big hit that kept Pittsburgh out of the end zone late in the game 11/29 to preserve 20-16 Saints win, and claim the team's first-ever winning season. **1986** — Came to Saints during training camp following USFL breakup, started final 13 games of season at inside linebacker . . . ended season second on team tackle chart with 92 . . . had 11 total tackles vs. Rams 11/9 when Saints held Eric Dickerson to 57 yards rushing, only eight in second half, in 6-0 victory . . . signed as free agent in 1981 with Cleveland, was released . . . went to Canadian Football League, signed with Toronto later that season . . . went to USFL Philadelphia Stars and Jim Mora in 1982, played there three seasons, was the Stars' leading tackler every year . . . contract signed in 1988 preseason runs through 1991 with no option.


COLLEGE: Captain junior and senior seasons . . . Kodak Division II all-America 1980 . . . New York Times all-East selection as senior, also named all-East Defensive Player of the Year . . . majored in industrial arts.

PERSONAL: Attended Long Branch (New Jersey) High School . . . taught photography at East Orange (New Jersey) High School before joining Stars . . . married (Melanie) with two sons (Sam III 5/20/78 and Marcus 6/16/83) and daughter (Larissa 3/15/83) . . . appeared in "Dome Patrol" poster, along with Rickey Jackson, Vaughan Johnson and Pat Swilling, that was produced during '88 season . . . worked in offseason with Benson Management Company as a dealership trainee with designs of owning or managing a car dealership following football career . . . lives in Kenner.

GAMES STARTED/PLAYED: (1986, 13/16); (1987, 12/12); (1988, 16/16). Totals 41/44.

	TACKLES	
	Tkl	Asst
1986	69	23
1987	41	17
1988	77	28
Totals	187	68

Additional Stats: Fumbles Recovered: 1986, 1; 1987, 3; 1988, 3. Forced Fumbles: 1986, 1; 1987, 1. Passes Defensed: 1986, 4; 1987, 2; 1988, 2.



80 BRETT PERRIMAN

Wide Receiver Year With Saints: 2 Year in NFL: 2
Ht: 5-9 Wt: 180 College: Miami (Fla.)
Born: October 10, 1965 at Miami, Florida
Joined Saints: Draft Choice No. 2, 1988

PRO: 1988 — Saw action in all 16 games during rookie campaign in which he spent a good portion of the time learning system . . . grabbed 16 passes for 215 yards and two TDs . . . caught first pro TD, a 15 yard pass from Bobby Hebert in season opener vs. San Francisco 9/4 . . . had best game as a rookie vs. Dallas 10/3 on ABC Monday Night Football when he caught three passes for 63 yards and one touchdown . . . also caught a 26 yard strike with seven seconds remaining to set up a Morten Andersen, 49-yard, game-winning field goal . . . has tremendous speed, 4.3 in the 40-yard dash, and is extremely strong despite his size . . . also has a 35 inch vertical jump . . . should see more playing time in 1989 as he familiarizes himself with the system . . . his athletic assets might also give him the opportunity to return punts in 1989 . . . ninth receiver taken in 1988 draft behind fellow Miami teammates Michael Irvin (Dallas) and Brian Blades (Seattle) . . . contract runs through 1990 season with no option.

COLLEGE: Played four seasons with the Huuricanes . . . also returned punts, finishing his career with a 6.5 average . . . a broken foot in his senior season cost him five games, but returned in time to play in the 1988 Orange Bowl, where Miami secured the national championship . . . concluded his four years with 62 catches for 1,073 yards and six TDs . . . had best year in 1986 when he caught 38 passes for 684 yards . . . majored in business.

PERSONAL: Attended Northwestern High School in Miami where he was an all-city, all-county and all-state selection . . . has nickname of "Superman" for his tremendous leaping ability . . . single . . . lives in Miami in off-season.

GAMES STARTED/PLAYED: (1988, 0/16).

Year	No.	Yds.	Avg.	RECEIVING		No.	Yds.	Avg.	RUSHING		TD
				LG	TD				LG	TD	
1988	16	215	13.4	33	2	3	17	5.7	17	0	

Additional Stats: Fumbles: 1988, 1.



83 GREG SCALES

Tight End Year With Saints: 2 Year in NFL: 2
Ht: 6-4 Wt: 253 College: Wake Forest
Born: May 9, 1966 at Winston-Salem, North Carolina
Joined Saints: Draft Choice No. 5a, 1988

PRO: 1988 — In what was, effectively, his first season of competition in two years, Greg caught two passes for 20 yards and one touchdown . . . used primarily on special teams . . . played 12 games and was inactive one week . . . saw increased action at tight end as the season progressed . . . caught a pass for 14 yards at Rams 11/13, and a six yard TD pass at San Francisco 12/11 . . . with pass-catching abilities, 4.6 time in the 40-yard dash and the Saints' heavy use of the three tight end formation, should be ready to play an important role in the offense for 1989 . . . contract runs through 1989 with an option.

COLLEGE: Was tabbed as the third rated tight end on the Sporting News' preseason draft poll in 1987, but was ruled academically ineligible during the season and played in just three games . . . started for Demon Deacons as a wide receiver but was moved to tight end for junior season . . . finished at Wake Forest with 62 receptions for 828 yards and 13 TDs, including 34 for 475 yards and six TDs in his initial season at tight end . . . majored in history education.

PERSONAL: Attended East Forsyth High School in Winston-Salem, N.C., where he lettered in both football and basketball . . . single . . . resides in Winston-Salem during offseason.

GAMES STARTED/PLAYED: (1988, 0/12).

Year	No.	RECEIVING			
		Yards	Avg.	LG	TD
1988	2	20	10.0	14	1



89 DERRICK SHEPARD

Wide Receiver Year With Saints: 1 Year in NFL: 2
Ht: 5-10 Wt: 185 College: Oklahoma
Born: January 22, 1964 at Odessa, Texas
Joined Saints: Free Agent, 1989

PRO: 1988 — In five contests with Washington, returned 12 punts for 104 yards, a team-high 8.7 average . . . ran back 16 kickoffs for 329 yards, a team-leading 20.6 average . . . spent seven weeks on injured reserve with a concussion. **1987** — Signed as a free agent by Washington, played in two


of the three Redskin replacement games . . . returned six punts for 146 yards (24.3 avg.), including a 73-yard run back vs. St. Louis 10/4 . . . also returned a kickoff for 20 yards . . . released 11/28 . . . contract runs through 1990 with no option.

COLLEGE: Caught 70 passes, including a 77-yarder for a TD as a junior, in four seasons as a Sooner . . . Majored in communications.

PERSONAL: Attended Odessa (Texas) High School . . . married (Cheri) . . . resides in Norman, Oklahoma.

GAMES STARTED/PLAYED: (1987, 0/2); (1988, 0/5). Totals 0/7.

KICKOFF RETURNS						PUNT RETURNS					
Year	No.	Yds.	Avg.	LG	TD	No.	FC	Yds.	Avg.	LG	TD
1987	1	20	20.0	20	0	6	0	146	24.3	73	0
1988	16	329	20.6	44	0	12	2	104	8.7	23	0
Totals	17	349	20.5	44	0	18	2	250	13.9	73	0



56 PAT SWILLING

Linebacker Year With Saints: 4 Year in NFL: 4

Ht: 6-3 Wt: 242 College: Georgia Tech

Born: October 25, 1964 at Toccoa, Georgia

Joined Saints: Draft Choice No. 3b, 1986

PRO: 1988 — Hampered for most of the season with an abdominal injury sustained vs. Tampa Bay 9/25 . . . still played in 15 contests, starting 14 of them . . . tied Rickey Jackson for team lead in sacks with seven for 65 yards lost . . . had stellar outing vs. Giants 11/27 when he sacked New York QBs three times for 30 yards lost and forced two fumbles in front of an ESPN, national TV audience . . . also defended a pass and recovered a fumble . . . after only three seasons, is ninth on club's alltime quarterback sack list with 21.5 for 191 yards. **1987** — Won starting job at right outside linebacker in preseason, had outstanding season at that spot . . . led team in sacks with 10.5 for 87 yards lost . . . had 49 tackles, 40 solo . . . forced three fumbles, recovered two more . . . played both standup linebacker in normal situations, and was used as a down lineman to rush the passer in throwing situations . . . had three games with two sacks; vs. San Francisco 10/25, at Pittsburgh 11/29 where he forced a crucial fumble on one sack, and at Cincinnati 12/20 . . . had first career interception vs. Green Bay 12/27 in important situation. **1986** — Impressive as rookie, saw action in all 16 games . . . made name early on special teams, was inserted more and more frequently

in defensive lineup as season wore on . . . had four sacks for 39 yards lost and two passes defended . . . selected with choice from Indianapolis in trade of first-round draft choices . . . contract expired in 1988, subject to developments.


COLLEGE: Defensive end at Georgia Tech, was All-America by Football Writers, UPI and Sporting News . . . four-year starter . . . had 15 sacks as senior . . . majored in management.

PERSONAL: Attended Stephens County High School in Toccoa, Georgia . . . brother, Darrell, is a linebacker at Georgia Tech, and cousin, Ken Swilling, is a defensive back for the Yellow Jackets . . . single . . . lives in Toccoa in offseason.

GAMES STARTED/PLAYED: (1986, 0/16); (1987, 12/12); (1988, 14/15). Totals 26/43.

Year	TACKLES		SACKS	
	Tkl	Asst	No.	Yards Lost
1986	22	4	4	39
1987	40	9	10.5	87
1988	40	11	7	65
Totals	122	24	21.5	191

Additional Stats: Interceptions: 1987, 1-10 yards. Fumbles Recovered: 1987, 2; 1988, 1. Forced Fumbles: 1987, 3; 1988, 3. Passes Defended: 1986, 2; 1987, 3; 1988, 1.



82 JOHN TICE

Tight End Year With Saints: 7 Year in NFL: 7

Ht: 6-5 Wt: 250 College: Maryland

Born: June 22, 1960 at Central Islip, New York

Joined Saints: Draft Choice No. 3a, 1983

PRO: 1988 — Turned in best performance since 1986 campaign . . . started 12 games, first six for an injured Hoby Brenner . . . kept starting assignment with Brenner's return as Saints utilized two tight end formation . . . grabbed 26 passes for 297 yards, second best in career behind 1986 totals . . . caught four passes for 43 yards at Detroit 9/18 in his initial start of the season . . . caught one of Bobby Hebert's longest passes of season, a 40-yarder vs. Dallas 10/3 (40t to Eric Martin vs. Denver 11/20) . . . had three, three-reception days; (at Rams 11/13 (13 yds.), vs. Denver 11/20 (25 yds.), at San Francisco 12/11 (44 yds.) . . . caught lone TD pass of season, an eight-yarder, in Saints' 42-0 win over Denver 11/20 . . . inactive vs. Giants 11/27 with a groin injury. **1987** — Had another good season, despite catch-

ing only 16 passes for the year . . . had a pair of two-TD days; at Philadelphia 9/20 (5-64), and vs. Tampa Bay 12/6 (2-14) . . . third on squad in TDs scored with 6 . . . started 8 of 12 games, many in which Saints opened with two tight ends . . . good blocker, good target over the middle. **1986** — Had his most successful pro season, doubled his career receiving total with 37 catches . . . played in every game, started 13 . . . biggest day was at Jets 10/26, caught a career-best eight passes for 81 yards and 2 TDs . . . had six catches vs. Patriots 11/30, five vs. Dolphins the following week. **1985** — Played in all 16 games, started nine as the Saints used a two tight end set frequently . . . biggest catch of season was 39-yarder for TD at Minnesota 11/24 with less than a minute to play to win the game . . . caught three passes in a game five times. **1984** — Played in ten games . . . caught a career-low six passes (55 yards) . . . had three receptions for 24 yards vs. Rams 10/14 . . . went on injured reserve (ankle) for final five games of the season. **1983** — Played in all 16 games in rookie season with one start (vs. Atlanta 11/6) . . . scored first NFL TD 10/30 at Buffalo . . . contract runs through 1990 with no option.


COLLEGE: Honorable mention All-America by AP and Sporting News senior year . . . led Terrapins in receiving junior and senior years . . . saw action at center and tackle earlier in college career . . . played in East-West and Senior Bowl games . . . majored in liberal arts.

PERSONAL: Attended Central Islip (New York) High School . . . played center there . . . brother Mike is a tight end with Washington . . . married (Barbara) with sons (John Eric 1/22/85 and Michael Nelson 11/22/88) and daughter (Alexis 5/26/87) . . . lives in Destrehan.

GAMES STARTED/PLAYED: (1983, 1/16); (1984, 0/10); (1985, 9/16); (1986, 13/16); (1987, 8/12); (1988, 12/15). Totals 43/85.

Year	No.	RECEIVING			
		Yards	Avg.	LG	TD
1983	7	33	4.7	17	1
1984	6	55	9.2	17	1
1985	24	266	11.1	39t	2
1986	37	330	8.9	29t	3
1987	16	181	11.3	27t	6
1988	26	297	11.4	40	1
Totals	116	1162	10.0	40	14

Additional Stats: Fumbles: 1986, 1.



54 ALVIN TOLES

Linebacker Year With Saints: 5 Year in NFL: 5

Ht: 6-1 Wt: 234 College: Tennessee

Born: March 23, 1963 at Barnesville, Georgia

Joined Saints: Draft Choice No. 1, 1985

PRO: 1988 — Continued his steady play on Saints' special teams until a severe dislocated left knee at Rams 11/13 put an abrupt end to his season . . . spent entire offseason at Metairie practice facility rehabilitating knee with hopes of returning to playing field in 1989 . . . in 11 games prior to injury, was credited with three tackles . . . has excellent speed, can step right in for either inside linebacker if needed and perform well. **1987** — With the play of the inside linebackers, Alvin had little chance to play defensively . . . however, he was an important part of the Saints' special teams group that was the most effective unit overall in the NFL . . . played in 12 games . . . returned blocked punt 11 yards for important TD vs. San Francisco 10/25. **1986** — Started all but first game of the season at inside linebacker in 1986 . . . finished tied for fourth on team tackle chart with 74 total stops, 51 solo . . . recovered one fumble, forced three. **1985** — Played in all 16 games, started two at inside linebacker . . . a major transition after playing just a little more than one season at linebacker in college . . . had to learn on the job, was given a look at both inside and outside linebacker positions . . . contract runs through 1989 with no option.

COLLEGE: Converted from fullback to linebacker as junior, led Vols in tackles that season . . . played only three games as senior because of fractured ankle . . . capped his first season as linebacker by being named Outstanding Defensive Player in Citrus Bowl game with Vols . . . made second-team all-SEC as junior . . . majored in human services.

PERSONAL: Attended Mary Persons High School in Forsythe, Georgia . . . married (Vicky) with son (Joshua 1/18/83) . . . lives in Kenner in offseason.

GAMES STARTED/PLAYED: (1985, 2/16); (1986, 15/16); (1987, 0/12); (1988, 0/11). Totals 17/55.

	TACKLES	
	Tkl	Asst
1985	17	3
1986	51	23
1987	6	1
1988	3	0
Totals	77	27

Additional Stats: Fumbles Recovered: 1986, 1. Forced Fumbles: 1985, 1; 1986, 3. Passes Defensed: 1985, 1; 1986, 2. Returned blocked punt 11 yards for TD vs. San Francisco 10/25/87.



65 STEVE TRAPILO


Guard Year With Saints: 3 Year in NFL: 3
Ht: 6-5 Wt: 289 College: Boston College
Born: September 20, 1964 at Boston, Massachusetts
Joined Saints: Draft Choice No. 4, 1987

PRO: 1988 — After superb rookie season, 1988 started off on a sour note as Steve sprained his left foot in the first half of the season opener vs. San Francisco 9/4 . . . remained on injured reserve for the next seven weeks . . . came back and started the final eight contests, the first at left guard, and the balance at right guard . . . was still not at 100%, however. **1987** — Came in as rookie, started every game he was healthy for, had excellent season at right guard . . . missed final game of season (ankle) . . . was named to every all-rookie team . . . has size, speed, power . . . also possesses superior strength and intelligence . . . should be a fixture in Saints offensive line for many years, has definite Pro Bowl potential . . . contract runs through 1989 with no option.

COLLEGE: All-America selection as senior when he was team captain and received 94 percent blocking grade by Boston College staff . . . completed degree in sociology in junior season of eligibility, pursued graduate classes in senior year of eligibility.

PERSONAL: Attended Boston College High School in Dorchester, Massachusetts . . . helps run the family business in the offseason as well as his own private business in the Boston area during the offseason . . . serves on the Board of Directors of Ronald McDonald House in the New Orleans area and is a member of the Governor's Alliance Against Drugs in the Boston area . . . single . . . resides in Milton, Massachusetts in the offseason. Pronounced tru-PILL-o.

GAMES STARTED/PLAYED: (1987, 11/11); (1988, 9/9). Totals 20/20.



78 JEFF WALKER

Tackle/Guard Year With Saints: 1 Year in NFL: 2
Ht: 6-4 Wt: 289 College: Memphis State
Born: January 22, 1963 at Jonesboro, Arkansas
Joined Saints: Free Agent, 1989


PRO: 1988 — Signed with Saints 10/31 following abdominal injury to Bill Contz vs. Rams 10/30 . . . saw some action on special teams vs. Washington 11/6, but spent remainder of season on injured reserve (leg) . . . released by Rams off of injured reserve just a little more than a week before

signing with Saints. **1987** — Traded to Rams from San Diego and spent entire campaign on injured reserve (knee). **1986** — The second third round draft choice of San Diego, Jeff was the 71st player taken overall . . . played in all 16 games with no starts . . . played nose tackle on Chargers' place kicking defense and led NFL with four blocked kicks, three field goals and one extra point . . . big, muscular lineman who should compete for time along the line in 1989 . . . contract runs through 1989 with no option.

COLLEGE: A four-year starter at both guard and tackle for the Tigers . . . earned all-Metro Conference honors at guard as a sophomore . . . was team captain as a senior, played in Senior Bowl that same year.

PERSONAL: Played football, basketball and tennis at Olive Branch (Miss.) High School . . . married (Debie) . . . remained in Kenner during the offseason, taking part in the Saints' offseason conditioning program.

GAMES STARTED/PLAYED: (1986, 0/16); (1987, 0/0); (1988, 0/1). Totals 0/17.



73 FRANK WARREN

Defensive End Year With Saints: 9 Year in NFL: 9
Ht: 6-4 Wt: 290 College: Auburn
Born: September 14, 1959 at Birmingham, Alabama
Joined Saints: Draft Choice No. 3a, 1981

PRO: 1988 — Earned a full-time starting assignment for the first time in his eight-year career, starting the final 12 contests at left end . . . recorded one sack and recovered one fumble . . . Tied a career-high with 23 tackles, including 18 solo hits . . . his 31.5 QB sacks for 195 yards is seventh on all-time list, while his 117 games played leaves him in tie with Rickey Jackson for eighth spot. **1987** — Serving as the "fourth man" in the Saints' 3-4 line-up, Frank had a good season with six sacks for 30 yards lost . . . used primarily in pass rush situations, but played various positions on the line, and spelled teammates during long drives . . . special teams play was a plus, blocked a field goal vs. Cleveland 9/13 . . . forced a fumble . . . had 20 tackles, 17 solo stops. **1986** — Had biggest sack season of his career as he caught the passer 8.5 times . . . had two sacks twice, at St. Louis 11/16 and at Minnesota 12/21 . . . played in every game . . . defended three passes, recovered three enemy fumbles. **1985** — Had 5.5 sacks for 34 yards lost . . . showed speed when he received a lateral and scored from 50 yards out at Atlanta 10/20 . . . made spectacular play against 49ers 12/15, blocked field goal, scooped it up and scored from 42 yards out . . . had four sacks against Rams, two on the road 11/3 and two at home 12/1 . . . tallied a

career-best 23 tackles. **1984** — Played in all 16 games, which included three starts . . . credited with four sacks, 3 passes defended and 18 tackles . . . had two sacks at Giants 12/15. **1983** — Intercepted pass at Dallas 9/25 for only interception of his career . . . also had a pair of sacks, 2 passes defended and a fumble recovery. **1982** — Recorded one sack in nine game, strike-shortened campaign. **1981** — Saw action in all 16 games during rookie season in which he had 3.5 sacks, including a pair vs. Cincinnati 10/25 . . . Excluding replacement games of 1987, has not missed a contest in his career . . . sees much playing time on passing downs because of hard-charging pass rush ability . . . contract expired in 1988, subject to developments.

COLLEGE: AP honorable mention All-America in 1980 . . . AP first-team all-Southeastern Conference selection that year . . . 60-foot plus shot putter for Auburn track team, second in SEC indoor shot in 1978 . . . led team in QB sacks senior season . . . majored in distributive education.

PERSONAL: Attended Phillips High School in Birmingham, Alabama . . . lettered four times in football and track, twice in basketball and wrestling . . . was senior class president . . . married (Cathy) with son (Adam 11/25/75) and daughter (Ebony 7/14/81) . . . lives in Kenner.

GAMES STARTED/PLAYED: (1981, 0/16); (1982, 1/9); (1983, 1/16); (1984, 3/16); (1985, 0/16); (1986, 0/16); (1987, 0/12); (1988, 12/16). Totals 17/117.

Year	TACKLES		SACKS		FUMBLE RECOVERIES		
	Tkl	Asst	No.	Yds. Lost	No.	Yds.	TD
1981	16	4	3.5	29	1	0	0
1982	5		1	7			
1983	12	4	2	7	1	0	0
1984	15	3	4	36			
1985	18	5	5.5	34	1	50	1
1986	14	2	8.5	46	3	0	0
1987	17	3	6	30			
1988	18	5	1	6	1		
Totals	115	26	31.5	195	7	50	1

Additional Stats: Forced Fumbles: 1981, 2; 1983, 1; 1984, 1; 1986, 1; 1987, 1. Interceptions: 1983, 1-6 yards. Passes Defensed: 1981, 2; 1982, 1; 1983, 2; 1984, 3; 1985, 3; 1986, 3; 1987, 2; 1988, 1. Blocked Kicks: 1985, 1 FG - returned 42 yards for TD; 1987, 1 FG.



44 DAVE WAYMER

Defensive Back Year With Saints: 10 Year in NFL: 10

Ht: 6-1 Wt: 188 College: Notre Dame

Born: July 1, 1958 at Brooklyn, New York

Joined Saints: Draft Choice No. 2, 1980

PRO: 1988 — Played in all regular games for ninth straight time in his career . . . started first three and final six contests at left cornerback . . . returned a blocked field goal 58 yards for his first professional TD 10/16 at Seattle . . . finished in a three-way tie for second on the club in INTs with three . . . defended a season-high four passes vs. Tampa Bay 9/25 . . . returned an interception for a career-best 44 yards vs. San Francisco 9/4 . . . his 31 career INTs is second on the Saints' alltime chart, five behind Tommy Myers' 36 . . . has also played in 133 contests as a Saint, fourth on the club's alltime list. **1987** — Named to first Pro Bowl ever, co-led Saints in interceptions with five . . . led team in passes defended with 16 . . . big interception at Steelers 11/29 on game's last play at the New Orleans two-yard line ended Pittsburgh's last scoring threat and preserved 20-16 victory that gave Saints a first-ever winning season . . . recorded a career-high three fumble recoveries. **1986** — Led Saints with nine interceptions, second (tie) in NFL . . . had tenth steal called back vs. Miami 12/7 . . . also led team with 34 passes defended, and was sixth (tie) on team tackle chart with 73 . . . ended final Rams threat with interception 11/9 in 6-0 Saints win . . . caught pass on fake punt for 13 yards and first down at Colts 10/12 . . . snatched a pair of enemy passes vs. Green Bay 9/15 and at Atlanta 12/14. **1985** — Started 15 of 16 games at left cornerback . . . had six interceptions to lead team . . . defended eight passes and intercepted three vs. Philadelphia 10/6, the most in a single game in the NFC that year . . . the three INTs also tied the club record set by Tommy Myers vs. Minnesota 9/3/78. **1984** — Started every game and led team with four interceptions and 30 passes defended. **1983** — Led team with 43 passes defended. **1982** — Started all nine contests and finished with 11 passes defended and a pair of fumble recoveries. **1981** — Started 13 of the 16 games and tallied a team-high 4 INTs for 54 yards. **1980** — Was pressed into starting role in ten games as rookie, and defended 18 passes and recovered two fumbles . . . is most experienced of Saints' starting secondary . . . has started 115 of the 133 games he has appeared in as a Saint . . . contract runs through 1989 with no option.

COLLEGE: Four-year letterman at Notre Dame . . . played flanker as sophomore, cornerback as junior and senior . . . also returned punts . . . defensive captain . . . set school record with two interception returns for TDs vs. Miami in 1979 . . . played in Gator Bowl, two Cotton Bowls and Hula Bowl . . . was member of Notre Dame's national championship team of 1978 . . . holds degree in economics.

PERSONAL: Attended West Charlotte (North Carolina) High School . . . owns farm, works there in offseason . . . married this past offseason (Barbara Jean) . . . lives in Mooresville, North Carolina during the offseason.

GAMES STARTED/PLAYED: (1980, 10/16); (1981, 13/16); (1982, 9/9); (1983, 16/16); (1984, 16/16); (1985, 15/16); (1986, 16/16); (1987, 12/12); (1988, 9/16). Totals 115/133.

Year	TACKLES		No.	INTERCEPTIONS		
	Tkl	Asst		Yds.	LG	TD
1980	34	18	None			
1981	56	21	4	54	31	0
1982	19	7	None			
1983	56	15	None			
1984	55	15	4	9	9	0
1985	48	10	6	49	28	0
1986	62	11	9	46	13	0
1987	31	13	5	78	35	0
1988	49	7	3	91	44	0

Totals 410 117 31 329 44 0

Additional Stats: Fumbles Recovered: 1980, 2; 1981, 2; 1982, 2; 1983, 2; 1987, 3; 1988, 2. Forced Fumbles: 1981, 2; 1983, 1; 1984, 1. Passes Defensed: 1980, 18; 1981, 15; 1982, 11; 1983, 43; 1984, 30; 1985, 22; 1986, 34; 1987, 16; 1988, 10. 1988, Returned blocked field goal 58 yards for a TD, 10/16 vs. Seattle.



94 JIM WILKS

Defensive End Year With Saints: 9 Year in NFL: 9

Ht: 6-5 Wt: 275 College: San Diego State

Born: March 12, 1958 at Los Angeles, California

Joined Saints: Draft Choice No. 12, 1981

PRO: 1988 — Continued to establish himself as one of most consistent members of Saints' DL, started all 16 games, only Saints' DL to do so . . . started first 14 contests at right end, final two at nose tackle in place of an injured Tony Elliott . . . sixth time in last seven seasons he has started all regular games . . . finished season with 3.5 sacks for 25 yards lost and 57 tackles (36 solo), both highs for Saints' DL . . . 33.5 QB sacks for 250 yards lost is sixth on the team's alltime chart, while the 116 games he has played in is tenth. **1987** — Turned in another solid season . . . had 5.5 sacks for 34 yards lost . . . made 30 tackles, 20 solo hits . . . recovered one fumble, returned it 10 yards at Cincinnati 12/20 . . . had best game vs. Giants 11/22, 2.5 sacks in big Saints win. **1986** — Played in every game, started 15 . . . teamed with Johnnie Poe to block a 33-yard Ray Wersching FG attempt 11/2 . . . had 52 total tackles, one sack . . . missed start was his first since

1982 (55 games) . . . lone sack of season came vs. Patriots 11/30. **1985** — Started all 16 games for third straight year . . . played some at nose tackle once again . . . tallied 2.5 sacks for 14 yards lost. **1984** — Had big game at Atlanta 11/11 when he had 2.5 sacks for 22 yards lost in Saints win . . . blocked a 42-yard Ray Wersching FG attempt at San Francisco 9/16 . . . had second-best sack year of his career with 7.5 for 60 yards lost . . . saw some action at nose tackle. **1983** — Experienced best sack year of his career when he had eight for 60 yards lost . . . sacked Eagle QBs 3.5 times for 22 yards lost at Philadelphia 12/11. **1982** — Started eight of nine contests, totaled 27 tackles, 22 solo, with two sacks for 10 yards lost, defensed a pass, forced a fumble. **1981** — Played in all 16 games during rookie campaign . . . Made 32 tackles, 24 solo, with 3.5 sacks for 38 yards lost . . . credited with two sacks for 22 yards lost at St. Louis 12/6 . . . also recovered a pair of fumbles and defensed a career-high three passes . . . has missed only one game in his career because of injury . . . contract expired in 1988, subject to developments.

COLLEGE: Team captain and honorable mention all-Western Athletic Conference selection in 1980 . . . had solid season in 1980 after rash of injuries kept him out of 1979 regular lineup . . . transferred to San Diego State after being named junior college All-America at Pasadena Community College in 1977 . . . majored in business.

PERSONAL: Attended Pasadena (California) High School . . . high school All-America selection in football . . . one of eleven children . . . married (Andre) with son (Jeremy 6/16/85) and daughter (Jahaan 3/6/88) . . . lives in Altadena, California in offseason.

GAMES STARTED/PLAYED: (1981, 0/16); (1982, 8/8); (1983, 16/16); (1984, 16/16); (1985, 16/16); (1986, 15/16); (1987, 12/12); (1988, 16/16). Totals 99/116.

Year	TACKLES		SACKS	
	Tkl	Asst	Number	Yards Lost
1981	24	8	3.5	38
1982	22	5	2	10
1983	47	16	8	60
1984	47	24	7.5	60
1985	41	13	2.5	14
1986	39	13	1	9
1987	20	10	5.5	34
1988	36	21	3.5	25
Totals	276	110	33.5	250

Additional Stats: Fumbles Recovered: 1981, 2; 1983, 1; 1984, 1; 1986, 1; 1987, 1-10 yards; 1988, 1. Forced Fumbles: 1981, 1; 1982, 1; 1986, 1; 1988, 2. Passes Defensed: 1981, 3; 1982, 1; 1984, 2; 1985, 1; 1988, 2. Blocked Kicks: 1984, 1 FG; 1986, 1 FG.



18 DAVE WILSON

Quarterback Year With Saints: 8 Year in NFL: 8
Ht: 6-3 Wt: 211 College: Illinois
Born: April 27, 1959 at Anaheim, California
Joined Saints: Draft Choice No. 1 (Supplemental), 1981

PRO: 1988 — With Bobby Hebert having another fine season, Dave played in just one game, at Minnesota 12/4 in Saints 45-3 loss . . . completed five passes in 16 attempts in the contest for 73 yards . . . served as Hebert's backup for second consecutive campaign . . . with exception of 1982, it was the most inactive season of his career . . . his 6,987 career passing yardage is third on the Saints' alltime list, six yards ahead of Hebert. **1987** — Dave saw action in only four games, but one was a crucial performance . . . down 24-3 in the second quarter at Cincinnati 12/20, Wilson came in to lead the Saints to 38 points in 41-24 victory . . . hit 9 of 15 passes in the game, and got things started with a 29-yard strike to WR Mike Jones . . . did not throw an interception in his 24 attempts on the season. **1986** — Entered lineup in third game of the season and started the rest of the way . . . injury to Hebert at San Francisco 9/21 brought him off the bench to lead the team . . . record as starter in 1986 was 6-6 . . . was injured (knee) 12/21 at Vikings on first pass attempt . . . had big game at Jets 10/26 when he threw for 243 yards and 2 TDs in comeback attempt . . . in back-to-back weeks (vs. Patriots 11/30 and Dolphins 12/7), threw for 548 total yards and two TDs . . . made big play at Atlanta 12/14, faked out defense on bootleg, scored winning TD with less than two minutes to play . . . completed longest pass of his career, 63-yarder to Eric Martin for TD at Giants 9/28. **1985** — Started first ten games of season, sat on injured reserve (elbow) for final games of the year . . . started slowly with 2-22 performance in opener, improved over the course of the season . . . threw two TDs in three games; at Denver 9/15, vs. Tampa Bay 9/22, and at Atlanta 10/20 . . . ran naked bootleg on third-and-seven call at San Francisco 9/29 late in the game to enable Saints to keep the ball and kill the clock with 20-17 win. **1984** — Saw action in five games, started final two contests of the season . . . came off bench 12/2 at Rams with Saints down 24-0 and hit three TD passes, the first time since 10/30/83 at Buffalo (Wilson again) that a Saints QB threw for three TDs in a game . . . followed that with 325 yards and three more TD passes the next week, vs. Cincinnati 12/9 . . . 325 yards passing is the first time that a Saints QB threw for 300 yards since 12/5/82 (Ken Stabler vs. Tampa Bay) . . . finished season directing win over playoff-bound Giants . . . had seven TDs for the season with only three interceptions . . . had shoulder surgery in 1985 offseason to correct tendon irritation. **1983** — Started two games, and saw relief action in six others . . . threw all but one pass in opening game, directed 28-17 win over St. Louis . . . led Saints to 24-23 lead in final minutes of

last game of the season vs. Rams with playoffs on the line. **1982** — Sat out entire season with torn knee ligaments suffered in first preseason game. **1981** — Started four games as a rookie . . . completed 51.8 percent of his passes that year . . . contract runs through 1989 with no option.

COLLEGE: Finished 10th in Heisman Trophy balloting as junior . . . set or tied 32 NCAA, Big Ten, and school records in 1980 . . . lost senior eligibility on conference ruling . . . passed for 403 yards vs. Indiana the following week . . . passed for six TDs vs. Ohio State . . . honorable mention All-America by both wire services in 1980 . . . transferred to Illinois from Fullerton (Calif.) College following sophomore season . . . majored in applied life sciences.

PERSONAL: Attended Katella High School in Anaheim, California . . . grew up four blocks from Anaheim Stadium . . . married this past offseason (Lori) . . . lives in Capistrano Beach, California in offseason.

GAMES STARTED/PLAYED: (1981, 4/11); (1982, inj.); (1983, 2/8); (1984, 2/5); (1985, 10/10); (1986, 13/14); (1987, 0/4); (1988, 0/1). Totals 31/53.

Year	PASSING					RUSHING				
	Att.	Comp.	Yds.	LG	TD	Int.	No.	Yds.	LG	TD
1981	158	82	1058	50	1	11	5	1	9	0
1982	injured									
1983	112	66	770	42	5	7	5	3	5	0
1984	84	51	647	54t	7	4	3	-7	-2	0
1985	293	145	1843	50	11	15	18	7	17	0
1986	342	189	2353	63t	10	17	14	19	14	1
1987	24	13	243	38	2	0	0	0	0	0
1988	16	5	73	25	0	1	0	0	0	0
Totals	1038	551	6987	63t	36	55	45	23	17	0

Additional Stats: Fumbles: 1981, 4; 1983, 4; 1984, 2; 1985, 6; 1986, 8.

SAINTS TRAINING CAMPS

1967-1969	— Cal Western University, San Diego, Calif.
1970	— Bowling Green University, Bowling Green, Ohio
1971-1973	— Southern Mississippi University, Hattiesburg, Miss.
1974, 1976-1984	— Dodgertown, Vero Beach, Fla.
1975	— Nicholls State University, Thibodaux, La.
1985	— Louisiana Tech University, Ruston, La.
1986-1987	— Southeastern Louisiana University, Hammond, La.
1988-1989	— University of Wisconsin-LaCrosse, LaCrosse, Wis.



1989 Saints Rookies (Draft Choices)


MARTIN

1 - WAYNE MARTIN, Defensive End 6-4 265 Arkansas


Outstanding athlete who gained a reputation for his aggressiveness and punishing style of play. . . . touted as best defensive lineman to don a Razorback uniform since Dan Hampton, now with the Chicago Bears . . . 19th player selected overall, third defensive lineman behind Pitt's Curt Grossman (San Diego) and Florida's Trace Armstrong (Chicago) . . . started last three years at defensive tackle, but will be used at end spot with Saints according to head coach Jim Mora . . . leading Razorback sacker in each of the last three seasons with six in 1986, 6.5 in 1987 and 13 in 1988 . . . totaled 18 tackles for 110 yards in losses as a senior . . . also credited with 68 tackles, four pass deflections, seven forced fumbles and three fumble recoveries in 1988 . . . All-America first team choice by The Sporting News, Associated Press and UPI, garnering second team recognition from College and Pro Football Newsweek and Football News for senior season accomplishments . . . also was first team all-Southwest Conference choice . . . possesses excellent speed and agility as attested to by his 4.92 time in the 40-yard dash . . . majored in criminal justice . . . All-America, all-state and all-district tight end and defensive end at Cross Country High School in Cherry Valley, Arkansas . . . born 10/26/65 at Forrest City, Arkansas.

ROBERT MASSEY, Cornerback 5-10 182 North Carolina Central

Fierce hitter who closes well on the run . . . sixth defensive back and fifth player taken overall . . . outstanding athlete who also returned punts and kickoffs during collegiate career . . . has good quickness and excellent leaping ability . . . blocked 12 kicks in his four years . . . ranks third on the Eagles' career list with 19 interceptions for 336 yards . . . a starter all four seasons . . . a consensus first team Little All-America pick as a senior . . . deflected 13 passes and picked off five others for 7 yards in returns . . . also returned nine kickoffs for 161 yards . . . played in East-West Shrine Game and Senior Bowl . . . showed versatility as a junior, was used as a spot receiver, hauling in five passes for 7 yards and a TD . . . registered 10 pass deflections and six interceptions for 81 yards including a 69-yard return for a TD . . . in initial season at cornerback in 1986, recorded a career-high 67 tackles . . .



MASSEY



PHILLIPS

picked off six passes for 146 yards, including a school record four in one contest for 103 yards and a 65-yard TD run vs. Winston-Salem . . . earned starting berth as a freshman at linebacker where he led the defense with 59 tackles and seven sacks . . . majored in history . . . attended Garinger High School in Charlotte, North Carolina . . . born 2/17/67.

3 - KIM PHILLIPS, Cornerback 5-9 188 North Texas


Fine athlete with great speed and tremendous leaping ability . . . has been clocked at 4.54 in the 40-yard dash and 10.3 in the 110-meters . . . regarded as one of the top pass defenders in Division I-AA in 1988 . . . chosen 79th overall . . . played in East-West Shrine Game and Senior Bowl . . . a three-year starter at cornerback . . . recorded nine interceptions including four in each of the last two seasons . . . only interception as a sophomore went 58 yards for a TD . . . also ran back 34 kickoffs for 819 yards (24.1 avg.), including a 98-yard burst for a score as a sophomore . . . returned 11 kickoffs for 346 yards (31.5 avg.) during sophomore season . . . first team all-Southland Conference selection the last two years, Division I-AA second team All-America in 1988 . . . a physical education major . . . attended New Boston (Texas) High School . . . born 10/28/66.

4 - MICHAEL MAYES, Cornerback 5-10 182 LSU

Sixth LSU performer ever to be drafted by the Saints . . . 106th player taken overall in the draft . . . has good quickness, recently timed at 4.5 in the 40-yard dash . . . extremely effective at playing the bump and run . . . earned a starting role for the first time in 1988 . . . started in every contest at cornerback . . . was in on a career-best 42 tackles, 30 solo . . . caused a fumble, also recovered one . . . deflected three passes . . . reserve cornerback and key member of special teams in 1987 after sitting out 1986 with a knee injury . . . saw action primarily on special teams in 1985, also had spot duty at cornerback and recorded only interception of his career . . . majored in education . . . attended DeRidder (La.) High School . . . born 8/17/66. Pronounced MAZE.

5 - KEVIN HAVERDINK, Tackle 6-5 285 Western Michigan


Anchored the WMU line the last two years from his tackle spot . . . will be given a chance at guard as well with the Saints according to Jim Mora . . . 133rd player selected in draft . . . originally recruited as a



MAYES



HAVERDINK




TURNER

defensive lineman, was moved to opposite side of line during his redshirt freshman season . . . entered college at 195 pounds, intense weight program bulked him up to his present 285 . . . possesses good speed and straight-ahead quickness for his size, has been timed at 5.17 in the 40-yard dash . . . unanimous all-Mid American Conference pick his senior season . . . led the way as the Broncos' offense averaged 260.3 yards through the air and 409.5 yards in total offense . . . suffered a fractured fibula in the fourth game of season, but returned three weeks later. . . played in Blue-Gray Classic, was selected for Senior Bowl but declined due to injury . . . saw action in ten games at tackle in 1987 as WMU ranked first in MAC and 15th in the nation in passing offense with 263.5 yards a game . . . started first four games of '86 season at tackle, but knee injury sidelined him rest of year . . . reserve defensive tackle for first two games of 1985, moved to offensive line in third game, stayed there ever since . . . a marketing major . . . all-state in both football and basketball at Hamilton (Michigan) High School . . . born 10/20/65.


6 - FLOYD TURNER, Wide Receiver 5-11 188 Northwestern La.

Selected with 159th pick overall . . . outstanding speed and leaping ability . . . clocked at 4.49 in the 40-yard dash and 10.09 in the 100-yard dash . . . possesses a 33-inch vertical jump . . . considered to be one of the best deep threats in Division I-AA as a senior . . . caught a career-high 37 passes for 680 yards and four TDs . . . also carried the ball four times for 76 yards and a pair of scores . . . a I-AA All-America selection . . . played in Blue-Gray Classic . . . holds the Demon career reception record with 98 . . . started all four years, led team in receptions in each of his last three years . . . returned five punts for 41 yards and one kickoff for 38 yards in junior campaign . . . demonstrated toughness as a freshman, was hit by a train on August 7, but was back out on the practice field August 19 to claim a starting spot at spilt end . . . majored in education . . . attended Mansfield (La.) High School . . . born 5/29/66 at Mansfield, La.

RECEIVING					
Year	Rec.	Yards	Avg.	LG	TD
1985	10	194	19.4	52t	1
1986	26	329	12.7	33t	1
1987	25	522	20.8	84t	3
1988	37	680	18.4	69t	4
TOTALS	98	1725	17.6	84t	9



GRIGGS



HADLEY

7 - DAVID GRIGGS, Linebacker 6-3 239 Virginia

Selected 186th overall . . . began career at tight end before making moves to the defensive line and finally linebacker . . . teamed with Jeff Lageman, the New York Jets' first round pick, to give the Cavaliers a formidable tandem at linebacker . . . started at inside linebacker the last two years, serving as tri-captain in 1988 . . . finished second on squad with 73 tackles . . . a Senior Bowl participant . . . All-Atlantic Coast Conference honorable mention as a junior, finishing third on team with 73 tackles . . . started nine games in his sophomore campaign at defensive end, totaling 61 tackles and three sacks . . . played both defensive end and tight end as a freshman, hauling in three passes for 52 yards . . . a photography major . . . brother, Billy, played tight end at Virginia, was the Jets' eighth round pick in 1984 and now plays with Kansas City . . . All-America, all-state and all-South Jersey selection as a defensive end and tight end at Pennsauken (N.J.) High School . . . born 2/5/67 at Camden, N.J.


8 - FRED HADLEY, Wide Receiver 6-0 176 Mississippi State

Sure-handed receiver with fine speed, was recently clocked at 4.53 in the 40-yard dash . . . 213th pick overall in the draft . . . a three year starter for the Bulldogs, leading State in receptions each of those seasons . . . consistent performer, catching 28 passes his first two years as a starter and 29 in 1988 . . . caught a career-high five TD passes in 1988, including a pair of scores in a 38-21 triumph over Southern Mississippi . . . also carried the ball two times for 24 yards as a junior . . . received degree in educational psychology . . . standout performer in both football and track at Tupelo (Miss.) High School . . . married (Mannessa) with son (Fred, Jr.) . . . born 3/18/66 at Tupelo, Miss.

RECEIVING					
Year	Rec.	Yards	Avg.	LG	TD
1984	1	15	15.0	15	0
1985	Redshirt				
1986	28	529	18.9	59t	3
1987	28	499	17.8	51t	1
1988	29	477	16.5	67	5
TOTALS	86	1520	17.7	67	9



LEGGETT



HENDERSON


9 - JERRY LEGGETT, Linebacker 6-4 266 Cal State-Fullerton

Big defender with fine agility and quickness, turned in a 4.85 time in the 40-yard dash . . . taken 246th overall . . . will be given a look along the Saints' defensive front according to Jim Mora . . . played final season at Cal State-Fullerton after starting out at Mississippi State . . . first team all-Big West selection in 1988 after leading the Titans with 109 tackles . . . had five tackles for losses and intercepted two passes . . . played in Senior Bowl . . . started for the Bulldogs at inside linebacker in 1986, registering 41 tackles . . . saw limited action in 1985 after red-shirting in 1984 . . . an education major . . . attended Meridian (Miss.) High School . . . cousin of former Heisman Trophy winner and Los Angeles Ram running back Charles White . . . married (Sandra) with two children . . . born 8/23/65 at Meridian, Miss. Pronounced LEG it.


10 - JOE HENDERSON, Running Back 6-0 205 Iowa State

Combines speed and strength to excel as a runner, receiver and blocker . . . abilities give him the opportunity to play out of either the halfback or fullback slot . . . has been timed at 4.62 in the 40-yard dash . . . selected with 273rd pick overall . . . a three-year starter, earning all-Big Eight honors the last two seasons . . . led Cyclones in rushing as a junior and senior with 1,232 and 1,040 yards, respectively . . . his 1,232 yards in 1987 were the fifth highest total in school history . . . also ran for a personal best 190 yards against Kansas State that year . . . scored a career-best 11 TDs in 1988, including five vs. Kansas State to set an Iowa State record . . . scored on a season-long 73-yard TD scamper vs. Northern Iowa in senior season . . . played in Blue-Gray Classic and East-West Shrine Game . . . majored in business . . . starred in both football and track at Leo High School in Chicago, Illinois . . . born 4/9/66 at Chicago.

Year	Att.	RUSHING			
		Yards	Avg.	LG	TD
1985	1	7	7.0	7	0
1986	122	436	3.6	35t	4
1987	262	1232	4.7	32	5
1988	242	1040	4.3	73t	10
TOTALS	627	2715	4.3	73t	19



NICHOLSON



CADORE

11 - CALVIN NICHOLSON, Cornerback 5-9 183 Oregon State

Fourth cornerback chosen by the Saints in the draft with 300th pick overall . . . talented all-around athlete who is physical and possesses the quickness required to cover speedy receivers on deep routes . . . timed at 4.49 in the 40-yard dash . . . started at cornerback for the Beavers in 1988, was credited with 45 tackles and eight pass deflections . . . was thrust into action in 1987 when injuries hit the OSU secondary . . . started out at West Los Angeles College before arriving in Corvallis for sophomore season, saw limited action, primarily on special teams . . . an arts major . . . nephew of former NBA star and head coach Paul Silas . . . lettered in football and track at El Camino Real High School in Inglewood, California . . . born 7/9/67 at Los Angeles, Calif.

12 - MICHAEL CADORE, Wide Receiver 5-8 169 Eastern Kentucky

Considered to be the top kickoff returner at the Division I-AA level as a senior . . . has good hands in addition to fine quickness and leaping ability . . . the third wide receiver selected by the Saints in the draft, and the 327th player taken overall . . . earned I-AA first team All-America honors in 1988, caught 26 passes for 380 yards and three TDs, and returned 22 kickoffs for 564 yards (25.6 avg.), including an 84-yarder for a score . . . also carried the ball 19 times for 269 yards (14.2 avg.) and five TDs, including a 58-yard TD run . . . four TDs vs. Delaware State tied a school record . . . averaged 30 yards a kickoff in three seasons . . . returned kickoff 99 yards for a TD vs. Northeast Louisiana as a junior . . . majored in physical education . . . attended Titusville (Fla.) High School . . . born 11/21/66. Pronounced CU door.

Year	No.	Yards	RECEIVING			No.	Yards	RUSHING		
			Avg.	LG	TD			Avg.	LG	TD
1985	9	137	15.2	39t 1	None	13	130	10.0	44t	3
1986	10	224	22.4	61	3	9	88	9.8	40	1
1987	9	107	11.9	36t	1	19	269	14.2	58t	5
1988	26	380	14.6	43t	3	41	487	11.9	58t	9
TOTALS	54	848	15.7	61	8	41	487	11.9	58t	9
Year	No.	KICKOFF RETURNS				No.	Yards	RUSHING		
		Yards		Avg	LG			Avg.	LG	TD
1985	None									
1986	3	123		41.0	56					0
1987	9	333		37.0	99t					1
1988	22	564		25.6	84t					1
TOTALS	34	1020		30.0	99t					2

SAINTS 1988 VETERAN ROSTER

No.	Name	Pos	Ht	Wt	NFL Exp	Birth date	College	How Acq.
7	Andersen, Morten	K	6-2	221	8	8/19/60	Michigan State	D4 - 82
28	Atkins, Gene	DB	6-1	200	3	8/31/64	Florida A&M	D7 - 87
85	Brenner, Hoby	TE	6-5	245	9	6/ 2/59	USC	D3b- 81
67	Brock, Stan	T	6-6	292	10	6/ 8/58	Colorado	D1 - 80
86	Colbert, Darrell	WR	5-10	175	3	11/16/64	Texas Southern	FA - 89
41	Cook, Toi	FS	5-11	188	3	12/ 3/64	Stanford	D8 - 87
72	Dombrowski, Jim	T	6-5	298	4	10/19/63	Virginia	D1 - 86
95	Dumbauld, Jonathan	DE	6-4	259	3	2/14/63	Kentucky	FA - 88
63	Edelman, Brad	G	6-6	270	8	9/ 3/60	Missouri	D2 - 82
52	Forde, Brian	LB	6-2	225	2	11/ 1/63	Washington State	D7 - 88
11	Forcade, John	QB	6-1	208	3	10/11/60	Mississippi	FA - 87
97	Geathers, James	DE	6-7	290	5	4/26/60	Wichita State	D2 - 84
27	Gibson, Antonio	SS	6-3	204	4	7/ 5/62	Cincinnati	FA - 86
77	Gilbert, Daren	T	6-5	280	5	10/ 3/63	Cal State-Fullerton	D2 - 85
10	Hansen, Brian	P	6-3	209	6	10/18/60	Sioux Falls	D9 - 84
92	Haynes, James	LB	6-2	233	6	8/ 9/60	Mississippi Valley	FA - 84
3	Hebert, Bobby	QB	6-4	215	5	8/19/60	Northwestern La.	FA - 85
34	Heyward, Craig	FB	5-11	265	2	9/26/66	Pittsburgh	D1 - 88
61	Hilgenberg, Joel	C/G	6-2	252	6	7/10/62	Iowa	D4 - 84
87	Hill, Lonzell	WR	6-0	189	3	9/25/65	Washington	D2 - 87
21	Hilliard, Dalton	RB	5-8	204	4	1/21/64	LSU	D2 - 86
57	Jackson, Rickey	LB	6-2	243	9	3/20/58	Pittsburgh	D2 - 81
53	Johnson, Vaughan	LB	6-3	235	4	3/24/62	North Carolina St.	D1 Sup- 84
90	Johnson, Walter	LB	6-0	240	3	11/13/63	Louisiana Tech	FA - 89
58	Johnson, Will	LB	6-4	228	2	12/ 4/64	Northeast Louisiana	FA - 89
23	Jordan, Buford	FB	6-0	223	4	6/26/62	McNeese State	FA - 86
5	Kempf, Florian	K	5-10	170	4	5/25/56	Pennsylvania	FA - 89
55	Kohlbrand, Joe	LB	6-4	242	5	3/18/63	Miami (Fla.)	D8 - 85
60	Korte, Steve	C	6-2	260	7	1/15/60	Arkansas	D2 - 83
24	Mack, Milton	CB	5-11	182	3	9/20/63	Alcorn State	D5 - 87
84	Martin, Eric	WR	6-1	207	5	11/ 8/61	LSU	D7 - 85
39	Maxie, Brett	FS	6-2	194	5	1/13/62	Texas Southern	FA - 85
36	Mayes, Rueben	RB	5-11	200	4	6/ 6/63	Washington State	D3a- 86
51	Mills, Sam	LB	5-9	225	4	6/ 3/59	Montclair State	FA - 86
35	Morse, Bobby	RB	5-10	213	2	10/ 3/65	Michigan State	Tr - 89
80	Perriman, Brett	WR	5-9	180	2	10/10/65	Miami (Fla.)	D2 - 88
83	Scales, Greg	TE	6-4	253	2	5/ 9/66	Wake Forest	D5a- 88
89	Shepard, Derrick	WR	5-10	187	2	1/22/64	Oklahoma	FA - 89
56	Swilling, Pat	LB	6-3	242	4	10/25/64	Georgia Tech	D3b- 86
69	Swoopes, Pat	NT	6-3	280	2	3/ 4/64	Mississippi State	FA - 89
82	Tice, John	TE	6-5	249	7	6/22/60	Maryland	D3a- 83
54	Toles, Alvin	LB	6-1	227	5	3/23/63	Tennessee	D1 - 85
65	Trapilo, Steve	G	6-5	281	3	9/20/64	Boston College	D4 - 87
78	Walker, Jeff	T	6-4	289	2	1/22/63	Memphis State	FA - 88
73	Warren, Frank	DE	6-4	290	9	9/14/59	Auburn	D3a- 81
44	Waymer, Dave	CB	6-1	188	10	7/ 1/58	Notre Dame	D2 - 80
94	Wilks, Jim	DE	6-5	266	9	3/12/58	San Diego State	D12- 81
18	Wilson, Dave	QB	6-3	206	8	4/27/59	Illinois	D1 Sup- 81
9	Winslow, George	P	6-4	201	2	7/28/63	Villanova	FA - 89

NEW ORLEANS SAINTS FIRST-YEAR ROSTER

No.	Name	Pos	Ht	Wt	NFL Exp	Birth date	College	How Acq.
70d	Ammons, Dave	NT	6-2	280	R	7/29/67	South Carolina St.	FA - 89
68	Brown, Henry	NT	6-3	262	1	1/27/65	Ohio State	FA - 89
46	Cadore, Michael	WR	5-8	169	R	11/21/66	Eastern Kentucky	D12 - 89
71	Cooper, Richard	T	6-4	285	1	11/ 1/64	Tennessee	FA - 89
45	Cotten, Spencer	WR	5-10	175	R	2/25/66	Stanford	FA - 89
71d	Curkendall, Pete	DT	6-2	279	1	3/ 8/66	Penn State	FA - 89
79	Derby, Glenn	T	6-6	290	1	6/ 7/64	Wisconsin	D8 - 88
64	Duhart, Tommy	DT	6-3	281	1	11/29/64	Southeast Oklahoma	FA - 89
20	Dunlap, Jerry	CB	5-8	175	1	2/ 4/65	Youngstown State	FA - 89
30	Eley, Elliott	FB	6-0	236	R	5/15/67	Central Missouri	FA - 89
32	Frazier, Paul	RB	5-8	188	R	11/12/67	Northwestern La.	FA - 89
12	Garratt, Jason	QB	6-0	196	R	3/28/66	Princeton	FA - 89
62d	Gause, Leroy	LB	6-1	228	R	12/26/65	Virginia Union	FA - 89
99	Griggs, David	LB	6-3	239	R	2/ 5/67	Virginia	D7 - 89
25	Hadley, Fred	WR	6-0	176	R	3/18/66	Mississippi State	D8 - 89
59	Harvey, Stacy	LB	6-4	245	1	3/ 8/65	Arizona State	FA - 89
70	Haverdink, Kevin	T	6-5	285	R	10/20/65	Western Michigan	D5 - 89
33	Henderson, Joe	RB	6-0	205	R	4/ 9/66	Iowa State	D10 - 89
91	Leggett, Jerry	LB	6-4	266	R	8/23/65	Cal State-Fullerton	D9 - 89
47	Magee, Rogie	WR	6-2	203	1	8/28/64	LSU	Wai- 89
93	Martin, Wayne	DE	6-4	265	R	10/26/65	Arkansas	D1 - 89
40	Massey, Robert	CB	5-10	182	R	2/17/67	N. Carolina Central	D2 - 89
22	Mayes, Michael	CB	5-10	182	R	8/17/66	LSU	D4 - 89
62	McGowan, Mark	G	6-4	282	R	5/18/66	Illinois	FA - 89
38	Nicholson, Calvin	CB	5-9	183	R	7/ 9/67	Oregon State	D11 - 89
48	Owens, Al	WR	5-10	166	R	3/26/66	New Mexico	FA - 89
90	Parham, Duncan	TE	6-5	262	R	1/ 7/66	Oklahoma	FA - 89
79d	Phillips, Darrell	NT	6-0	253	R	3/ 9/65	LSU	FA - 89
43	Phillips, Kim	CB	5-9	188	R	10/28/66	North Texas State	D3 - 89
76d	Pless, Willie	LB	5-10	221	1	2/21/64	Kansas	Wai- 89
14	Santos, Todd	QB	6-2	207	1	2/12/64	San Diego State	Wai- 89
96	Simmons, Michael	DE	6-4	269	1	11/14/65	Mississippi State	FA - 89
50d	Smith, Julius	LB	6-1	248	R	10/16/66	Stephen F. Austin	FA - 89
37	Thompson, Bennie	S	6-0	200	1	2/10/63	Grambling State	FA - 89
88	Turner, Floyd	WR	5-11	188	R	5/29/66	Northwestern La.	D6 - 89
76	Warren, Rickey	T	6-5	293	R	12/ 1/65	Grambling State	FA - 89
50	Wheeler, Todd	C	6-3	258	R	7/25/67	Georgia	FA - 89
69	Wise, Deatrich	DT	6-3	249	1	5/ 6/65	Jackson State	FA - 89
49	Woods, Clarence	WR	6-2	204	R	9/20/66	Concordia (Neb.)	FA - 89

WHERE THE SAINTS STOOD IN 1988 (NFC/NFL)

	Offense	Defense
Points.....	8t/18t	3/4
Net Yards.....	9/16	7/12
Net Rushing Yards.....	3/11	9/11
Net Passing Yards.....	11/18	8t/18t
First Downs.....	8t/15t	5/6
3rd Down Conversions.....	1/2	7/10
Time of Possession.....	2/2	
Take-Aways.....	11/19t	
Give-Aways.....	5/9t	
Punt Return Avg.....	1/1	2/7
Kickoff Return Avg.....	5/14	5/8

NEW ORLEANS SAINTS NUMERICAL ROSTER

3	Bobby Hebert	QB	45	Spencer Cotten	WR	72	Jim Dombrowski	T
5	Florian Kempf	K	46	Michael Cadore	WR	73	Frank Warren	DE
7	Morten Andersen	K	47	Rogie Magee	WR	76	Rickey Warren	T
9	George Winslow	P	48	Al Owens	WR	76d	Willie Pless	LB
10	Brian Hansen	P	49	Clarence Woods	WR	77	Daren Gilbert	T
11	John Fourcade	QB	50	Todd Wheeler	C	78	Jeff Walker	T
12	Jason Garrett	QB	50d	Julius Smith	LB	79	Glenn Derby	NT
14	Todd Santos	QB	51	Sam Mills	LB	79d	Darrell Phillips	TE
18	Dave Wilson	QB	52	Brian Forde	LB	80	Brett Perriman	WR
20	Jerry Dunlap	DB	53	Vaughan Johnson	LB	82	John Tice	TE
21	Dalton Hilliard	RB	54	Alvin Toles	LB	83	Greg Scales	TE
22	Michael Mayes	CB	55	Joe Kohlbrand	LB	84	Eric Martin	WR
23	Buford Jordan	FB	56	Pat Swilling	LB	85	Hoby Brenner	TE
24	Milton Mack	CB	57	Rickey Jackson	LB	86	Darrell Colbert	WR
25	Fred Hadley	WR	58	Will Johnson	LB	87	Lonzell Hill	WR
27	Antonio Gibson	SS	59	Stacy Harvey	LB	88	Floyd Turner	WR
28	Gene Atkins	SS	60	Steve Korte	C	89	Derrick Shepard	WR
30	Elliott Eley	FB	61	Joel Hilgenberg	C/G	90	Duncan Parham	TE
32	Paul Frazier	RB	62	Mark McGowan	G	91	Jerry Leggett	TE
33	Joe Henderson	RB	62d	Leroy Gause	LB	92	James Haynes	LB
34	Craig Heyward	FB	63	Brad Edelman	G	93	Wayne Martin	DE
35	Bobby Morse	RB	64	Tommy Duhart	DT	94	Jim Wilks	DE
36	Rueben Mayes	RB	65	Steve Trapilo	G	95	Jonathan Dumbauld	DE
37	Bennie Thompson	DB	66	Deatrich Wise	DT	96	Michael Simmons	DE
38	Calvin Nicholson	CB	67	Stan Brock	T	97	James Geathers	DE
39	Brett Maxie	FS	68	Henry Brown	NT	99	David Griggs	LB
40	Robert Massey	CB	69	Pat Swoopes	NT			
41	Toi Cook	FS	70	Kevin Haverdink	T			
43	Kim Phillips	CB	70d	Dave Ammons	NT			
44	Dave Waymer	CB	71d	Pete Curkendall	DT			

HEAD COACHES

1967-88

Year	W	L	T	Year	W	L	T
	Tom Fears				Dick Nolan		
1967	3	11	0	1978	7	9	0
1968	4	9	1	1979	8	8	0
1969	5	9	0	1980	0	12	0
1970	1	5	1	Totals	15	29	0
Totals	13	34	2				

O.A. (Bum) Phillips

1970	1	6	0	1981	4	12	0
1971	4	8	2	1982	4	5	0
1972	2	11	1	1983	8	8	0
1973	7	25	3	1984	7	9	0
Totals				1985	4	8	0
				Totals	27	42	0

Wade Phillips

1973	5	9	0	1985	1	3	0
1974	5	9	0	Totals	1	3	0
1975	1	5	0				
Totals	11	23	0				

Ernie Hefferle

1975	1	7	0	1986	7	9	0
Totals	1	7	0	1987	12	3	0
				1988	10	6	0
				Totals	29	18	0

Jim Mora

1976	4	10	0				
1977	3	11	0				
Totals	7	21	0				

HOW THE SAINTS WERE BUILT

Year	Draft (33)	Trade (1)	Free Agents (12)
1980	Stan Brock T (1)		
1-15	Dave Waymer CB (2)		
1981	Dave Wilson QB (1 Supp.)		
4-12	Rickey Jackson LB (2b)		
	Frank Warren DE (3a)		
	Hoby Brenner TE (3b)		
	Jim Wilks DE (12)		
1982	Brad Edelman G (2)		
4-5	Morten Andersen K (4)		
1983	Steve Korte C (2)		
8-8	John Tice TE (3a)		
1984	James Geathers DE (2)		James Haynes LB
7-9	Joel Hilgenberg, C (4)		
	Brian Hansen P (9)		
1985	Alvin Toles LB (1)		Bobby Hebert QB
5-11	Daren Gilbert T (2)		Brett Maxie DB
	Eric Martin WR (7)		
	Joe Kohlbrand LB (8)		
1986	Jim Dombrowski T (1)		Antonio Gibson SS
7-9	Dalton Hilliard RB (2)		Buford Jordan FB
	Vaughan Johnson LB (1 Supp., '84)		Sam Mills LB
	Rueben Mays RB (3a)		
	Pat Swilling LB (3b)		
1987	Lonzell Hill WR (2)		John Fourcade QB
12-3	Steve Trapilo G (4)		
	Milton Mack DB (5)		
	Gene Atkins DB (7)		
	Toi Cook DB (8)		
1988	Craig Heyward FB (1)		Jeff Walker T
10-6	Brett Perriman WR (2)		Jonathan Dumbauld DE
	Greg Scales TE (5a)		
	Brian Forde LB (7)		
	Glenn Derby T (8)		

SAINTS 1989 TRAINING CAMP DEPTH CHART

OFFENSE

WR-84 Eric Martin, 80 Brett Perriman, 86 Darrell Colbert,
25 Fred Hadley, 49 Clarence Woods, 45 Spencer Cotten
LT-72 Jim Dombrowski, 70 Kevin Haverdink, 76 Rickey Warren
LG-63 Brad Edelman, 78 Jeff Walker
C-60 Steve Korte, 61 Joel Hilgenberg, 50 Todd Wheeler
RG-65 Steve Trapilo, 79 Glenn Derby, 62 Mark McGowan
RT-67 Stan Brock, 77 Daren Gilbert, 71 Richard Cooper
TE-82 John Tice, 85 Hoby Brenner, 83 Greg Scales,
90 Duncan Parham
WR-87 Lonzell Hill, 88 Floyd Turner, 89 Derrick Shepard,
47 Rogie Magee, 46 Michael Cadore, 48 Al Owens
QB-3 Bobby Hebert, 18 Dave Wilson, 11 John Fourcade,
12 Jason Garrett, 14 Todd Santos
HB-21 Dalton Hilliard, 36 Rueben Mayes, 33 Joe Henderson,
32 Paul Frazier
FB-34 Craig Heyward, 23 Buford Jordan, 35 Bobby Morse,
30 Elliott Eley

DEFENSE

LE-73 Frank Warren, 93 Wayne Martin, 95 Jonathan Dumbauld,
66 Deatrich Wise
NT-94 Jim Wilks, 69 Pat Swoopes, 79 Darrell Phillips, 71 Pete
Curkendall, 64 Tommy Duhart, 70 Dave Ammons
RE-97 James Geathers, 96 Michael Simmons, 68 Henry Brown
LOLB-57 Rickey Jackson, 52 Brian Forde, 90 Walter Johnson
LILB-51 Sam Mills, 55 Joe Kohlbrand, 99 David Griggs, 50 Julius
Smith
RILB-53 Vaughan Johnson, 54 Alvin Toles, 76 Willie Pless,
59 Stacy Harvey, 91 Jerry Leggett, 62 Leroy Gause
ROLB-56 Pat Swilling, 92 James Haynes, 58 Will Johnson
LCB-24 Milton Mack, 43 Kim Phillips, 22 Michael Mayes, 20 Jerry
Dunlap
RCB-41 Toi Cook, 40 Robert Massey, 38 Calvin Nicholson
SS-27 Antonio Gibson, 39 Brett Maxie
FS-28 Gene Atkins, 44 Dave Waymer, 37 Bennie Thompson

SPECIALISTS

P-10 Brian Hansen, 9 George Winslow
K-7 Morten Andersen, 5 Florian Kempf
PC-61 Joel Hilgenberg, 60 Steve Korte
KC-61 Joel Hilgenberg, 60 Steve Korte

OTHER SAINTS FOR 1989

DAVE AMMONS, Nose Tackle, South Carolina State . . . 6-2, 280 . . . attended Columbia High School in Decatur, Georgia . . . signed with Saints as free agent, 1989 . . . single . . . born 7/29/67 at Atlanta, Ga.

HENRY BROWN, Nose Tackle, Ohio State . . . 6-3, 262 . . . 10th round pick of Washington in 1988, released . . . attended Andrew Jackson High School in Queens, New York . . . signed with Saints as free agent, 1989 . . . single . . . born 1/27/65 at Queens.

RICHARD COOPER, Tackle, Tennessee . . . 6-4, 285 . . . went to camp with Seattle in 1988, released . . . attended Melrose High School in Memphis, Tennessee . . . signed with Saints as free agent, 1989 . . . single . . . born 11/1/64 at Memphis.

SPENCER COTTEN, Wide Receiver, Stanford . . . attended Loyola Academy in Wilmette, Illinois . . . signed with Saints as free agent, 1989 . . . single . . . born 2/25/66 at Poughkeepsie, N.Y.

PETE CURKENDALL, Defensive Tackle, Penn State . . . 6-2, 279 . . . 11th round selection of Buffalo in 1988, released . . . attended Elmira Southside High School in Elmira, New York . . . signed with Saints as free agent, 1989 . . . single . . . born 3/8/66 at Elmira.

GLENN DERBY, Tackle/Guard, Wisconsin . . . 6-6, 290 . . . Saints' eighth round draft choice in 1988 . . . spent entire '88 season on injured reserve (foot) . . . spent offseason at Saints' Metairie practice facility working diligently in preparation for '89 . . . a starter for the Badgers since junior season . . . starred in football, basketball and track at Oconomowoc (Wis.) High School . . . single . . . born 6/7/64 at Oconomowoc, Wisconsin.


TOMMY DUHART, Defensive Tackle, Southeast Oklahoma . . . 6-3, 281 . . . went to camp with Dallas in 1988, released . . . played first three years at Florida before transferring to Southeast Oklahoma for senior season . . . attended Glade Central High School in Belle Glade, Florida . . . signed with Saints as free agent, 1989 . . . single . . . born 11/29/64 at Belle Glade.

JERRY DUNLAP, Cornerback, Youngstown State . . . 5-8, 175 . . . went to camp with Dallas in 1988, released . . . spent three years at South Carolina before transferring to Youngstown State for final colle-

**THE THIRST QUENCHER
OF THE SAINTS**



KENTWOOD®



**100% Natural
Spring Water**

THE WATER OF THE SAINTS

PROUD SPONSORS OF THE NEW ORLEANS SAINTS

giate season . . . attended Admiral King High School in Lorain, Ohio . . . signed by Saints as free agent, 1989 . . . single . . . born 2/4/65 at Lorain.

ELLIOTT ELEY, Fullback, Central Missouri . . . 6-0, 236 . . . attended Raytown South High School in Raytown, Missouri . . . signed with Saints as free agent, 1989 . . . single . . . born 5/15/67 at Kansas City, Mo.

PAUL FRAZIER, Running Back, Northwestern Louisiana . . . 5-8, 188 . . . attended Coushatta (La.) High School . . . signed with Saints as free agent, 1989 . . . single . . . born 11/12/67 at Beaumont, Texas.

JASON GARRETT, Quarterback, Princeton . . . 6-0, 196 . . . attended University High School in Chagrin, Ohio . . . son of Jim Garrett, Saints' defensive backfield coach from 1976-77 . . . signed with Saints as free agent, 1989 . . . single . . . born 3/8/66 at Abington, Pa.

LEROY GAUSE, Linebacker, Virginia Union . . . 6-1, 228 . . . attended New Haven High School in Wilmington, North Carolina . . . signed with Saints as free agent, 1989 . . . single . . . born 12/26/65 at Boise, Idaho.

STACY HARVEY, Linebacker, Arizona State . . . 6-4, 245 . . . went to camp with Raiders in 1988, released . . . attended Pasadena (Calif.) High School . . . signed by Saints as free agent, 1989 . . . single . . . born 3/8/65 at San Diego, Calif.

WILL JOHNSON, Linebacker, Northeast Louisiana . . . 6-4, 228 . . . taken by Chicago in fifth round of 1987 draft . . . played in 11 games for Bears in '87 as backup outside linebacker and special teamer, recorded one tackle . . . released in 1988 . . . second team Div. 1-AA all-American at NLU . . . lettered in football, basketball and track at Neville High School in Monroe, Louisiana . . . signed with Saints as free agent, 1989 . . . single . . . born 12/4/64 at Monroe.

FLORIAN KEMPF, Kicker, Pennsylvania . . . 5-10, 170 . . . played with Houston from 1982-84 . . . in 34 contests, converted 63-66 PATs and 25-32 FGs with long of 51 vs Tampa Bay 11/27/83 . . . signed with Saints for final replacement game in 1987, kicked four field goals in 19-17 win at Chicago . . . went to camp with Saints in 1988, released . . . attended Cardinal Dougherty High School in Philadelphia . . . signed with Saints as free agent, 1989 . . . single . . . born 5/25/56 at Philadelphia, Pa.

MARK MC GOWAN, Guard, Illinois . . . 6-4, 282 . . . attended St. Rita High School in Chicago, Illinois . . . signed with Saints as free agent, 1989 . . . single . . . born 5/18/66 at Evergreen Park, Ill.

ROGIE MAGEE, Wide Receiver, LSU . . . 6-2, 203 . . . claimed off waivers from San Francisco 5/3/89 . . . drafted by Chicago in ninth round of 1988 draft, was released in training camp . . . also went to camp with Miami, released . . . signed with 49ers during 1989 offseason . . . attended Bogalusa (La.) High School . . . single . . . born 8/28/64 at Bogalusa, La.

BOBBY MORSE, Running Back, Michigan State . . . 5-10, 213 . . . acquired in trade with Philadelphia 4/24/89 for Saints' #11 choice in 1990 draft . . . Eagles' 12th round pick in 1987, Bobby made the club as a reserve running back and kick returner . . . played in 11 contests in 1987 with no starts . . . returned 24 kicks for 386 yards (16.1 avg.) and 20 punts for 121 yards (6.1 avg.) . . . carried the ball six times for 14 yards and caught one pass for eight yards . . . was in on 15 tackles as a special team performer, also recovered a fumble . . . sat out 1988 . . . holds degree in advertising . . . father, Jim, was a halfback at Notre Dame from 1954-56 and blocked for Heisman Trophy winner Paul Hornung in 1956 . . . two-time all-state selection at Muskegon Catholic Central High School in Muskegon, Michigan . . . single . . . born 10/3/65 at Muskegon.

AL OWENS, Wide Receiver, New Mexico . . . 5-10, 166 . . . attended Highland High School in Albuquerque, New Mexico . . . signed with Saints as free agent, 1989 . . . single . . . born 3/26/66 at San Bernardino, Calif.

DUNCAN PARHAM, Tight End, Oklahoma . . . 6-5, 262 . . . transferred to Oklahoma after a year at Florida . . . attended Taylor High School in Pierson, Florida . . . signed with Saints as free agent, 1989 . . . single . . . born 1/7/66 at Daytona, Beach, Fla.

DARRELL PHILLIPS, Nose Tackle, LSU . . . 6-0, 253 . . . attended Franklin (La.) High School . . . signed with Saints as free agent, 1989 . . . single . . . born 3/9/65 at Lafayette, La.

WILLIE PLESS, Linebacker, Kansas . . . 5-10, 221 . . . claimed off waivers from San Francisco 5/3/89 . . . played with Toronto of CFL from 1986-88 . . . signed with 49ers during 1989 offseason . . . attended Anniston (Ala.) High School . . . single . . . born 2/21/64 at Anniston, Alabama.

TODD SANTOS, Quarterback, San Diego State . . . 6-2, 207 . . . claimed off waivers from San Francisco 5/11/89 . . . the first of two picks in the tenth round by the Saints in the 1988 draft, released in training camp . . . signed by the 49ers during the '88 season as a future . . . broke NCAA Division I career record with 11,425 yards . . . fourth quarterback in NCAA history to throw for over 10,000 yards in his career . . . threw for 70 TDs in four seasons for the Aztecs . . . attended Selma High School in Fresno, California . . . single . . . born 2/12/64 at Fresno.

MICHAEL SIMMONS, Defensive End, Mississippi State . . . 6-4, 269 . . . went to camp with Phoenix in 1988, released . . . attended Eupora (Miss.) High School . . . signed with Saints as free agent, 1989 . . . married (Pamela) with son (Spencer Timothy) . . . born 11/14/65 at Eupora, Miss.

JULIUS SMITH, Linebacker, Stephen F. Austin . . . 6-1, 248 . . . attended Texas City (Texas) High School . . . signed with Saints as free agent, 1989 . . . single . . . born 10/16/66 at Galveston, Texas.

PAT SWOOPES, Nose Tackle, Mississippi State . . . 6-3, 280 . . . signed for replacement season by Saints in 1987, started all three replacement games . . . had one sack for seven yards lost vs. St. Louis 10/11 . . . stayed when regulars came back, finished season with eight tackles, all solo, and two passes defended in nine games . . . released in final cut prior to '88 season . . . spent 1988 with Hamilton of the CFL . . . originally an 11th round draft pick of the Saints in 1986, released in training camp . . . attended Bradshaw High School in Florence, Alabama . . . signed with Saints as free agent, 1989 . . . married (Cheryl) with son (Patrick II 1/25/87) . . . born 3/4/64 at Florence.

BENNIE THOMPSON, Safety, Grambling State, 6-0, 200 . . . went to camp with Kansas City in 1985, released . . . played last three seasons in the CFL with Winnipeg . . . attended McDonough High School in New Orleans . . . signed with Saints as free agent, 1989 . . . married (Tangle) . . . born 2/10/63 at New Orleans.

RICKEY WARREN, Tackle, Grambling State, 6-5, 293 . . . attended Bogalusa (La.) High School . . . signed with Saints as free agent, 1989 . . . single . . . born 12/1/65 at Bridgeport, Connecticut.

TODD WHEELER, Center, Georgia, 6-3, 258 . . . all-state lineman at Pepperell High School in Lindale, Georgia . . . signed with Saints as free agent, 1989 . . . single . . . born 7/25/67 at Rome, Ga.

GEORGE WINSLOW, Punter, Villanova . . . 6-4, 201 . . . appeared in five games with Cleveland in 1987 . . . punted 18 times for 616 yards (34.2) . . . landed five kicks inside the 20 and had two go for touchbacks . . . longest punt went for 45 yards . . . went to camp with Buffalo in 1988, released . . . spent freshman and sophomore seasons at Wisconsin before transferring to Villanova for final two years . . . attended LaSalle High School in Wyndmor, Pennsylvania . . . signed with Saints as free agent, 1989 . . . married . . . born 7/28/63 at Philadelphia, Pa.

DEATRICH WISE, Defensive Tackle, Jackson State . . . 6-3, 249 . . . ninth round draft choice of Seattle in 1988, released in final cut . . . attended Evergreen (Alabama) High School . . . signed with Saints as free agent, 1989 . . . single . . . born 5/6/65 at Rosedale, Miss.

CLARENCE WOODS, Wide Receiver, Concordia (Neb.) . . . 6-2, 204 . . . attended Lutheran High School in St. Louis, Missouri . . . signed with Saints as free agent, 1989 . . . single . . . born 9/20/66 at Brockton, Mass.

SAINTS LONGEST PLAYS — 1988

RUN FROM SCRIMMAGE — 73t, Craig Heyward vs. L.A. Raiders 10-23

Opponent — 62, John Settle at Atlanta 9/11

PASS PLAY — 40, Bobby Hebert to John Tice vs. Dallas 10-3; 40t, Bobby Hebert to Eric Martin vs. Denver 11-20

Opponent — 85t, Jay Schroeder to Mervyn Fernandez, L.A. Raiders 10-23; 85t, Jeff Hostetler to Stephen Baker, N.Y. Giants, 11-27

PUNT RETURN — 66t, Mel Gray vs. Denver 11-20

Opponent — 17, Stefon Adams, L.A. Raiders 10-23

KICKOFF RETURN — 57, Gene Atkins vs. Tampa Bay 9-25

Opponent — 40, Doug DuBose, San Francisco 9-4

INTERCEPTION RETURN — 44, Dave Waymer vs. San Francisco 9/4

Opponent — 78t, Jesse Solomon at Minnesota 12-4

PUNT — 64, Brian Hansen, vs. L.A. Raiders 10-23

Opponent — 56, Ralf Mojjejenko at San Diego 10-9; Maury Buford, N.Y. Giants 11-27

FIELD GOAL — 51, Morten Andersen vs. L.A. Raiders 10-23

Opponent — 47, Norm Johnson at Seattle 10-16; Mike Lansford, L.A. Rams 10-30; Mike Cofer at San Francisco 12-11

1988 GAME SUMMARIES

49ERS 34, SAINTS 33 September 4 at Superdome (66,357)

After a fast 49ers start, the Saints scored 17 straight points to lead by a touchdown at halftime. The third quarter was all San Francisco as they scored three TDs for a 31-17 lead. But Bobby Hebert came back with a 31-yard pass to cut the deficit, and was at the 49ers' six yard line when nose tackle Michael Carter intercepted an Hebert pass to kill the drive. 49ers quarterback Steve Young was called for intentionally grounding in the end zone two plays later, resulting in a safety. On the ensuing drive, Hebert was sacked, fumbled, and the 49ers recovered. The turnover resulted in the deciding points, a San Francisco field goal. Hebert threw his fourth TD pass of the game with 21 seconds left, and the 49ers depleted the clock following recovery of the onside kick. New Orleans outgained the 49ers 344-289, and controlled the ball 36:10 to 23:50.

San Francisco7	3	21	3—34
New Orleans7	10	0	16—33

SCORING

S.F. — Craig 1 run (Cofor kick)
N.O. — Martin 2 pass from Hebert (Andersen kick)
N.O. — Clark 21 pass from Hebert (Andersen kick)
N.O. — Andersen 20 field goal
S.F. — Cofor 25 field goal
S.F. — Frank 9 pass from Montana (Cofor kick)
S.F. — Wilson 17 pass from Montana (Cofor kick)
S.F. — Frank 17 pass from Montana (Cofor kick)
N.O. — Hill 18 pass from Hebert (Andersen kick)
N.O. — Safety, Young intentional grounding in end zone
S.F. — Cofor 32 field goal
N.O. — Perriman 15 pass from Hebert (Andersen kick)

TEAM STATISTICS

	San Francisco	New Orleans
First Downs21	23
Rushes-Yards32-124	31-147
Net Yards Passing165	197
Return Yards134	233
Passes14-26-1	22-31-2
QB Sacked-Yards0-0	5-48
Punts1-24	3-40
Fumbles-Lost1-1	2-1
Penalties-Yards2-12	10-77

RUSHING

San Francisco — Craig 18-67, 1 TD; Rice 2-29; Montana 3-20; Rathman 8-10; Young 1-(2).
New Orleans — Hilliard 19-95; Heyward 8-27; Hebert 1-16; Hill 1-5; Mayes 2-4.

PASSING

San Francisco — Montana 13-23-1, 161 yds, 3 TD; Young 1-3-0, 4 yds.
New Orleans — Hebert 22-31-2, 245 yds, 4 TDs.

RECEIVING

San Francisco — Frank 5-59, 2 TDs; Craig 5-43; Rice 2-41; Wilson 1-17, 1 TD; Rathman 1-5.
New Orleans — Hill 7-74, 1 TD; Martin 7-68, 1 TD; Clark 3-45, 1 TD; Perriman 2-48, 1 TD; Tice 2-5; Hilliard 1-5.

SAINTS 29, FALCONS 21 September 11 at Atlanta-Fulton County Stadium (48,901)

The Saints traded fumbles at the outset, and scored the opening points on a Morten Andersen field goal. But the Falcons scored the next two TDs, the first on a 90-play drive. The second score was set up by Bobby Hebert's fumble at the Saints' 43-yard line. On fourth down, Atlanta gambled, and hit a 34-yard TD pass. The Saints came back with Andersen's second field goal and an Hebert TD pass with ten seconds left in the half to cut the lead to 14-12 at halftime. Andersen hit a third field goal on the Saints' first possession of the second half to capture the lead. Atlanta, however, recovered a Saints fumble and took the lead with a TD. Hebert retaliated with a 65-yard drive that culminated with Rueben Mayes' 17-yard TD run. Dalton Hilliard scored on the next New Orleans possession for a 29-21 lead and the final score. The Saints gained 434 total yards, controlled the ball for 37:29, and overcame four turnovers in the game in evening their record at 1-1 for the season.

New Orleans3	9	10	7—29
Atlanta7	7	7	0—21

SCORING

N.O. — Andersen 41 field goal
Atl. — Whisenhunt 12 pass from Miller (Davis kick)
Atl. — Higdon 34 pass from Miller (Davis kick)
N.O. — Andersen 29 field goal
N.O. — Martin 15 pass from Hebert (kick failed)
N.O. — Andersen 28 field goal
Atl. — Settle 1 run (Davis kick)
N.O. — Mayes 17 run (Andersen kick)
N.O. — Hilliard 4 run (Andersen kick)

TEAM STATISTICS

	New Orleans	Atlanta
First Downs25	19
Rushes-Yards46-212	27-161
Net Yards Passing222	146
Return Yards97	98
Passes20-27-0	15-29-1
QB Sacked-Yards0-0	3-33
Punts3-39	5-32
Fumbles-Lost5-4	3-3
Penalties-Yards9-77	4-45

RUSHING

New Orleans — Hilliard 16-97, 1 TD; Mayes 16-80, 1 TD; Heyward 10-35; Hebert 4-0.
Atlanta — Settle 10-102, 1 TD; Primus 5-25; Riggs 7-20; Miller 4-14; Dixon 1-0.

PASSING

New Orleans — Hebert 20-27-0, 222 yds, 1 TD.
Atlanta — Miller 15-29-1, 179 yds, 2 TDs.

RECEIVING

New Orleans — Martin 7-68, 1 TD; R. Clark 3-38; Hilliard 2-37; Heyward 2-22; Tice 1-13; Perriman 2-12; Brenner 1-23; Tice 1-9.
Atlanta — Settle 4-34; Dixon 2-36; Bailey 2-26; Primus 2-13; Higdon 1-34, 1 TD; Haynes 1-12; Whisenhunt 1-12; Matthews 1-9; Stamps 1-3.

SAINTS 22, LIONS 14 September 18 at Silverdome (32,943)

The Lions opened the scoring with a 12-play drive that covered 81 yards, ending with a TD pass. The Saints could generate only two first downs in the opening period, but tied the score in the middle of the second quarter on a 92-yard drive. Lonzell Hill carried the ball the final 29 yards into the end zone after receiving an Hebert pass up the middle. Detroit scored on the next possession to take the lead, on a 76-yard drive to a TD with 14 seconds left in the half. A 71-yard Saints drive in 17 plays opened the second half, capped with Morten Andersen's field goal. The defense came to the forefront, as Rickey Jackson scored his first NFL points on a sack in the end zone on the next series. Special teams then contributed when they foiled a fake punt attempt from the Detroit 12-yard line. Two plays later, the Saints had the lead for good on Dalton Hilliard's TD run. Andersen gave New Orleans an eight-point lead with a field goal to end a 14-play Saints drive. Cornerback Reggie Sutton, playing the second half for Dave Waymer, intercepted a Lions pass with just over two minutes to play. The New Orleans defense allowed 202 first-half yards, but only 70 in the second half.

New Orleans0	7	12	3—22
Detroit7	7	0	0—14

SCORING

Det. — Bland 9 pass from Long (Murray kick)
N.O. — Hill 29 pass from Hebert (Andersen kick)
Det. — Bland 10 pass from Long (Murray kick)
N.O. — Andersen 37 field goal
N.O. — Safety, Jackson tackled Long in end zone
N.O. — Hilliard 3 run (Andersen kick)
N.O. — Andersen 29 field goal

TEAM STATISTICS

	New Orleans	Detroit
First Downs22	18
Rushes-Yards35-118	18-40
Net Yards Passing282	232
Return Yards66	80
Passes23-32-1	20-35-2
QB Sacked-Yards0-0	5-42
Punts3-41	3-44
Fumbles-Lost1-1	3-0
Penalties-Yards9-84	5-38

RUSHING

New Orleans — Hilliard 20-62, 1 TD; Mayes 8-31; Heyward 6-17; Hebert 1-9.
Detroit — James 7-21; Jones 10-15; Long 1-4.

PASSING

New Orleans — Hebert 23-32-1, 282 yds, 1 TD.
Detroit — Long 20-33-2, 274 yds, 2 TDs; Hipple 0-1-0; Arnold 0-1-0.

RECEIVING

New Orleans — Martin 6-71; Hill 4-65, 1 TD; Hilliard 4-51; Tice 4-43; R. Clark 2-21; Perriman 1-15; Heyward 1-11; Benson 1-5.
Detroit — Bland 6-96, 2 TDs; Mandley 4-63; Lee 4-50; Jones 3-30; James 2-12; Lewis 1-23.

SAINTS 13, BUCCANEERS 9 September 25 at Superdome (66,671)

Unlike the two previous games, the Saints came out hot in the first quarter. Bobby Hebert led the Saints 70 yards in 12 plays to Lonzell Hill's TD catch. On the next possession, the Saints made it 10-0 on Morten Andersen's field goal. Tampa Bay cut the lead to a touchdown on the next series with a field goal on the second play of the second period. Andersen retaliated with another field goal on the next possession, set up by Gene Atkins' 57-yard kickoff return. Again, the Bucs drove to a field goal and at halftime the Saints led, 13-6. The Saints moved the ball in the third quarter, but could not score in the period. The Bucs started rolling in the final quarter, and tightened the game to 13-9 with a field goal midway through the period. Tampa Bay got the ball back with 3:36 left on a Saints punt, but could move to only a single first down in the drive. Following the Bucs' punt, New Orleans converted on a crucial 17-yard pass on third down, and Hebert knelt the clock away. The Saints were outgained in the game, 296-268, but controlled the ball for 33:43 of the game, and didn't allow any big plays on defense. The game was the first in the last seven league games played in the Superdome that wasn't sold out in time for local television. The game did, however, sell out before game time, extending the home sellout streak to eight.

Tampa Bay0	6	0	3—9
New Orleans10	3	0	0—13

SCORING

N.O. — Hill 5 pass from Hebert (Andersen kick)
N.O. — Andersen 51 field goal
T.B. — Igwebuike 28 field goal
N.O. — Andersen 41 field goal
T.B. — Igwebuike 35 field goal
T.B. — Igwebuike 35 field goal

TEAM STATISTICS

	Tampa Bay	New Orleans
First Downs19	18
Rushes-Yards23-92	34-117
Net Yards Passing204	151
Return Yards58	183
Passes14-33-1	16-28-1
QB Sacked-Yards4-26	1-8
Punts5-39.2	4-33.8
Fumbles-Lost1-0	0-0
Penalties-Yards8-55	7-70

RUSHING

Tampa Bay — Goode 10-44; Wilder 10-38; Tate 3-10.
New Orleans — Hilliard 18-47; Heyward 9-36; Mayes 2-17; Perriman 1-17; Hebert 4-0.

PASSING

Tampa Bay — Testaverde 14-33-1, 230 yds.
New Orleans — Hebert 16-28-1, 159 yds, 1 TD.

RECEIVING

Tampa Bay — Hill 4-91; Carrier 4-66; Wilder 3-25; Hall 2-26; Goode 1-22.
New Orleans — Hill 6-73, 1 TD; Tice 2-34; Hilliard 2-15; Martin 2-9; Heyward 2-3; Mayes 1-15; Perriman 1-10.

SAINTS 20, COWBOYS 17

October 3 at Superdome (68,474)

On the first Monday night game for the Saints since 1984, New Orleans opened the game with an 11-play drive ended with Bobby Hebert's touchdown pass to Lonzell Hill On a Saints punt, New Orleans recovered a muff on the Dallas six-yard line. The Saints scored on the next play, but were called for holding. Hebert was intercepted on third down to kill the drive. Sam Mills recovered a fumble five plays later, and Hebert hit Brett Perriman for a 14-0 Saints lead. Dallas came back with an 82-yard drive to a TD to cut the lead in half. Dallas scored again to tie the game in the third quarter, and Morten Andersen regained the lead for the Saints on the next drive. Leading 17-14, the Saints intercepted a pass in their end zone to stop a drive, and later, a Cowboys field goal hit the upright with less than three minutes left. But with 24 seconds left, another Dallas field goal tied the game. Mel Gray returned the kickoff 39 yards to the New Orleans 42-yard line. Hebert hit Perriman on third down for 26 yards, leaving two seconds on the clock. Andersen's 49-yard kick as time ran out was the winner for the Saints. For the first time in 1988, the Saints were defeated in time of possession (30:55 to 29:05). Dallas gained 457 total yards to the Saints' 333. But New Orleans made the big play when needed to keep Dallas off the board.

Dallas0	7	7	3	— 17
New Orleans7	7	3	3	— 20

SCORING

N.O. — Hill 7 pass from Hebert (Andersen kick)
 N.O. — Perriman 17 pass from Hebert (Andersen kick)
 Dal. — Martin 13 pass from Pelluer (Ruzek kick)
 Dal. — Martin 14 pass from Pelluer (Ruzek kick)
 N.O. — Andersen 27 field goal
 Dal. — Ruzek 39 field goal
 N.O. — Andersen 49 field goal

TEAM STATISTICS

	Dallas	New Orleans
First Downs28	17
Rushes-Yards35-186	25-65
Net Yards Passing271	268
Return Yards67	96
Passes	23-35-1	17-37-1
QB Sacked-Yards1-0	1-5
Punts	3-43.3	6-39.3
Fumbles-Lost3-2	0-0
Penalties-Yards4-27	5-35

RUSHING

Dallas — Walker 26-124; Pelluer 6-53; Newsome 3-9.
 New Orleans — Hilliard 12-30; Mayes 9-23; Heyward 9-23.

PASSING

Dallas — Pelluer 23-35-1, 271 yds, 2 TDs.
 New Orleans — Hebert 17-37-1, 273 yds, 2 TDs.

RECEIVING

Dallas — Martin 8-95, 2 TDs; Walker 4-23; Alexander 3-49; Newsome 3-28; Chandler 2-35; Gay 2-22; Irvin 1-19.
 New Orleans — Martin 5-80; Hill 4-31, 1 TD; Perriman 3-63, 1 TD; Tice 2-45; R. Clark 2-40; Hilliard 1-14.

SAINTS 23, CHARGERS 17

October 9 at San Diego Jack Murphy Stadium (42,693)

The Saints dug themselves into a hole early with two miscues on special teams. On the first Chargers possession the Saints forced a punt. But a Saint was detected offside, awarding San Diego a first down. Two plays later the Chargers scored. On the Saints' first series, the Chargers blocked a punt, and recovered it in for another TD. Down 14-0, the offense got rolling, but on a 16-play drive, Hebert was sacked and fumbled the ball away at the Chargers' 12-yard line. Morten Andersen hit field goals on the next two drives, the second set up by CB Van Jakes' interception. DE James Geathers pounced on a fumble on the next series on the San Diego 25-yard line, and Hebert found Hill for a score three plays later. The Saints gained the lead for good on the first series of the third quarter, when they drove 76 yards in 12 plays to Hebert's pass to Martin. Andersen added another field goal in the fourth quarter, and the defense stiffened, not allowing the Chargers a first down in the final period as New Orleans won its fifth straight game. The Saints allowed 206 total yards, only 70 in the second half.

New Orleans0	13	7	3	— 23
San Diego14	0	3	0	— 17

SCORING

S.D. — Miller 47 pass from Laufenberg (Abbott kick)
 S.D. — Bennett recovered blocked punt in end zone (Abbott kick)
 N.O. — Andersen 27 field goal
 N.O. — Andersen 35 field goal
 N.O. — Hill 19 pass from Hebert (Andersen kick)
 S.D. — Martin 10 pass from Hebert (Andersen kick)
 S.D. — Abbott 35 field goal
 N.O. — Andersen 34 field goal

TEAM STATISTICS

	New Orleans	San Diego
First Downs24	11
Rushes-Yards9-134	21-93
Net Yards Passing231	113
Return Yards130	55
Passes	22-36-0	8-22-1
QB Sacked-Yards1-3	2-18
Punts3-22	5-49.2
Fumbles-Lost3-1	1-1
Penalties-Yards4-29	5-43

RUSHING

New Orleans — Hilliard 17-56; Mayes 11-47; Heyward 8-37; Perriman 1-(-2); Hebert 2-(-4).
 San Diego — Adams 15-48; Laufenberg 5-35; Early 1-10.

PASSING

New Orleans — Hebert 22-36-0, 234 yds, 2 TDs.
 San Diego — Laufenberg 7-20-1, 120 yds, 1 TD; Malone 1-2-0, 11 yds.

RECEIVING

New Orleans — Hilliard 6-43; Martin 5-75, 1 TD; Hill 4-30, 1 TD; Heyward 3-31; Tice 2-37; R. Clark 2-18.
 San Diego — Miller 3-81, 1 TD; Early 3-36; Bernstein 1-7; Holland 1-7.

SAINTS 20, SEAHAWKS 19

October 16 at Kingdome (63,569)

Seattle got on the board first with a field goal. The Saints took the ball and drove to the Seahawks' two-yard line, but lost a fumble to kill the drive. In the second quarter, though, the Saints lost the ball on a fumbled punt, but got it back two plays later when LB Sam Mills recovered a fumble. Bobby Hebert finished the possession with a 19-yard TD pass to WR Eric Martin to give the Saints a 7-3 lead. Seattle retaliated with a field goal on the next series, and had another chance for a score before halftime after an Hebert interception. But CB Milton Mack stole a pass of his own, and returned it to midfield with 34 seconds left. The Saints drove to the six, where Andersen made it 10-6 on the last play of the half. Seattle scored a third field goal right after the second half kickoff, and threatened to take the lead one drive later. But SS Gene Atkins blocked a field goal attempt, and CB Dave Waymer returned it 58 yards for a TD and a 17-9 lead. Andersen's second field goal and Martin's recovery of an onside kick attempt iced the game.

New Orleans0	10	7	3	— 20
Seattle3	3	6	7	— 19

SCORING

Sea. — Johnson 22 field goal
 N.O. — Martin 19 pass from Hebert (Andersen kick)
 N.O. — Johnson 47 field goal
 N.O. — Andersen 23 field goal
 Sea. — Johnson 46 field goal
 N.O. — Waymer 58 return of blocked field goal (Andersen kick)
 Sea. — Johnson 42 field goal
 N.O. — Andersen 31 field goal
 Sea. — Blades 3 pass from Stouffer (Johnson kick)

TEAM STATISTICS

	New Orleans	Seattle
First Downs20	23
Rushes-Yards33-141	28-93
Net Yards Passing177	341
Return Yards107	59
Passes	16-22-1	27-46-1
QB Sacked-Yards1-8	3-29
Punts3-39.7	1-34
Fumbles-Lost2-2	1-1
Penalties-Yards9-63	5-50

RUSHING

New Orleans — Mayes 18-78; Heyward 9-63; Hilliard 3-4; Hebert 3-(-4).
 Seattle — Williams 11-35; Stouffer 5-30; Warner 11-26; Blades 1-2.

PASSING

New Orleans — Hebert 16-22-1, 185 yds, 1 TD.
 Seattle — Stouffer 27-46-1, 370 yds, 1 TD.

RECEIVING

New Orleans — Martin 6-89, 1 TD; Hilliard 3-28; R. Clark 2-21; Heyward 2-15; Tice 1-13; Mayes 1-11; Perriman 1-8.
 Seattle — Blades 8-145, 1 TD; Largent 7-85; Williams 4-68; M. Tice 3-22; Skans 2-25; Warner 2-19; Kane 1-6.

SAINTS 20, RAIDERS 6

October 23 at Superdome (66,249)

The Raiders started off with a rush as Bo Jackson carried the ball 20 and 25 yards on the first two plays of the game. But Jackson pulled a hamstring, and did not return. The Saints got on the scoreboard on their first drive, on a 51-yard field goal by Morten Andersen. The Raiders took the lead in the second quarter on an 85-yard pass, the second-longest play given up by the Saints in team history. Craig Heyward changed the complexion of the game by opening the second half with a 73-yard run to paydirt. Heyward hit up the middle, bounced outside and ran over a Raiders defensive back on the way to the end zone. The defense backed up the Los Angeles offense, moving them back 13 yards in the half's first two series. Dalton Hilliard posted the Saints' second TD after Rueben Mayes caught a 25-yard pass from Bobby Hebert to get into scoring territory. Trailing by 14 late in the game, the Raiders hit a 49-yard pass play to the New Orleans nine-yard line. But Rickey Jackson intercepted a pass on the next play, and the Saints ran out the clock. Heyward scored his first NFL TD, and had his first 100-yard day as a pro. The defense allowed 245 yards in the first half, but only 122 in the second.

Los Angeles0	6	0	0	— 6
New Orleans3	0	14	3	— 20

SCORING

N.O. — Andersen 51 field goal
 L.A. — Fernandez 85 pass from Schroeder (kick blocked)
 N.O. — Heyward 73 run (Andersen kick)
 N.O. — Hilliard 7 run (Andersen kick)
 N.O. — Andersen 25 field goal

TEAM STATISTICS

	Los Angeles	New Orleans
First Downs16	14
Rushes-Yards28-185	40-190
Net Yards Passing182	127
Return Yards101	96
Passes	10-31-2	12-25-0
QB Sacked-Yards2-19	2-10
Punts7-39.6	9-48
Fumbles-Lost3-1	1-0
Penalties-Yards1-5	4-35

RUSHING

Los Angeles — Allen 20-102; Jackson 2-45; Schroeder 2-14; Mueller 1-13; Fernandez 1-9; Strachan 2-2.
 New Orleans — Heyward 11-109, 1 TD; Hilliard 16-52, 1 TD; Mayes 9-32; Hebert 4-(-3).

PASSING

Los Angeles — Schroeder 5-20-1, 116 yds, 1 TD; Beuerlein 5-11-1, 85 yds.
 New Orleans — Hebert 12-24-0, 137 yds; Hill 0-1-0.

RECEIVING

Los Angeles — Fernandez 4-155, 1 TD; Allen 3-26; Lofton 1-8; Brown 1-7; Junkin 1-5.
 New Orleans — Hill 4-47; Martin 2-19; Heyward 2-16; Mayes 1-25; Hilliard 1-11; Tice 1-11; Clark 1-8.

RAMS 12, SAINTS 10

October 30 at Superdome (68,238)

Mike Lansford's four field goals were enough to keep the Rams in front of the Saints until the end. Lansford hit a 37-yarder on the game's first drive. On the next drive, SS Antonio Gibson blocked a Rams field goal attempt. The Saints took over, but a Bobby Hebert pass bounced out of the hands of WR Robert Clark, and was intercepted by the Rams. Lansford scored again with an 18-yard kick. The Saints threatened late in the half, but RB Dalton Hilliard fumbled on the Los Angeles 11-yard line to kill the drive. The Saints came out of the locker room and moved ten plays to a TD, WR Lonzell Hill's five-yard reception, to take the lead, 7-6. The Rams responded with another Lansford field goal, 47 yards, to regain the lead for good, and moved to a fourth kick to earn a 12-7 lead. K Morten Andersen's field goal got the Saints to within two points at 12-10 with just over four minutes to play. But the Rams made good on three big plays on their next possession, all for first downs, to kill the remainder of the game clock. The Saints could rush for only 33 yards on the day and lost the battle of offensive yards, 332 to 242 and time of possession, 32:42 to 27:18. For only the second time in club history, the Saints lost a game that they did not allow their opponent a touchdown.

Los Angeles3	3	3	3	— 12
New Orleans0	0	7	3	— 10

SCORING

L.A. — Lansford 37 field goal
L.A. — Lansford 18 field goal
N.O. — Hill 5 pass from Hebert (Andersen kick)
L.A. — Lansford 47 field goal
L.A. — Lansford 30 field goal
N.O. — Andersen 33 field goal

TEAM STATISTICS

	Los Angeles	New Orleans
First Downs16	14
Rushes-Yards32-96	18-33
Net Yards Passing236	209
Return Yards83	94
Passes21-34-0	19-37-1
QB Sacked-Yards1-7	2-6
Punts4-39.3	6-36.5
Fumbles-Lost0-0	2-1
Penalties-Yards4-46	1-7

RUSHING

Los Angeles — Bell 16-52; White 11-40; McGee 1-12; Green 1-1; Everett 3-(-9).
New Orleans — Hilliard 11-19; Heyward 3-6; Mayes 3-6; Perriman 1-2.

PASSING

Los Angeles — Everett 21-34-0, 243 yds.
New Orleans — Hebert 19-37-1, 215 yds.

RECEIVING

Los Angeles — Ellard 5-64; D. Johnson 5-26; Holohan 4-45; Delpino 3-29; Cox 2-69; McGee 2-10.
New Orleans — Martin 6-132; Hill 6-54, 1 TD; Tice 2-18; Hilliard 1-12; Heyward 1-7; Jordan 1-2; Mayes 1-1; Hebert 1-(-2).

REDSKINS 27, SAINTS 24

November 6 at RFK Stadium (54,183)

Bobby Hebert found WR Eric Martin for the game's first score, but the Redskins came back on the next drive with a score of their own. Leading 14-7, New Orleans forced Washington to a fourth-down play on the Saints' one-yard line late in the first half. QB Doug Williams ran a naked bootleg into the end zone for a crucial tying score. After a Redskins field goal to open the second half, FB Buford Jordan picked up a Rueben Mayes fumble at the Washington seven-yard line and carried it in for a TD. SS Gene Atkins intercepted a Washington pass on the next drive and returned the ball to the six-yard line, but the Saints earned only a Morten Andersen field goal. Starting the fourth quarter, the Saints were called for a personal foul following an unsuccessful third-down play. Andersen was forced to kick a 53-yard field goal that was blocked. The Redskins scored on their next two possessions to lead 27-24 with 40 seconds left. The Saints got into position for an Andersen field goal try from 49 yards, but Andersen's kick sailed left of the uprights.

New Orleans7	7	10	0	— 24
Washington0	14	3	10	— 27

SCORING

N.O. — Martin 2 pass from Hebert (Andersen kick)
Wash. — Clark 1 pass from Williams (Lohmiller kick)
N.O. — Clark 18 pass from Hebert (Andersen kick)
Wash. — Williams 1 run (Lohmiller kick)
Wash. — Lohmiller 42 field goal
N.O. — Jordan 7 fumble return (Andersen kick)
N.O. — Andersen 19 field goal
Wash. — Sanders 8 pass from Williams (Lohmiller kick)
Wash. — Lohmiller 23 field goal

TEAM STATISTICS

	New Orleans	Washington
First Downs20	21
Rushes-Yards15-50	39-113
Net Yards Passing272	299
Return Yards161	63
Passes19-32-0	20-28-1
QB Sacked-Yards1-7	0-0
Punts3-42.6	3-40.6
Fumbles-Lost2-0	0-0
Penalties-Yards5-45	7-54

RUSHING

New Orleans — Mayes 15-50.
Washington — Smith 25-71; Bryant 6-25; Griffin 3-6; Monk 1-5; Williams 3-7, 1 TD; Morris 1-3.

PASSING

New Orleans — Hebert 19-32-0, 279 yds, 2 TDs.
Washington — Williams 20-28-1, 299 yds, 2 TDs.

RECEIVING

New Orleans — Martin 10-146, 1 TD; Hill 4-56; Jordan 2-38; R. Clark 2-30 1 TD; Mayes 1-9.
Washington — G. Clark 6-75, 1 TD; Sanders 5-98, 1 TD; Monk 3-61; Warren 2-40; Orr 1-8; Caravello 1-7; Griffin 1-5; Smith 1-5.

SAINTS 14, RAMS 10

November 13 at Anaheim Stadium (63,305)

Playing the Rams for the second time in three weeks, Bobby Hebert got the Saints moving from the start, but was intercepted in the end zone to kill an impressive drive. The Saints opened the second quarter with a TD drive of 87 yards in 14 plays, with RB Dalton Hilliard running for the score. The Rams got on the board with a field goal later in the quarter, and New Orleans drove into Morten Andersen's field goal range with four seconds left in the half. Andersen hit a 52-yarder, but the Saints were flagged for holding, negating the kick. Andersen got another shot in the third quarter, again from 52 yards, but his kick hit the crossbar and bounced back. LB Vaughan Johnson came up with a big play, intercepting a Rams pass and running it to the Los Angeles seven-yard line. RB Rueben Mayes scored two plays later for a 14-3 lead. The Rams scored on fourth down to begin the final quarter and were again driving to a score inside the two-minute warning, but SS Gene Atkins leaping interception in the Saints end zone thwarted the final Los Angeles threat. The win vaulted the Saints back into a one-game lead over the Rams in the NFC West, and two games over San Francisco, 9-3 losers to the Raiders.

New Orleans0	7	7	0	— 14
Los Angeles0	3	0	7	— 10

SCORING

N.O. — Hilliard 4 run (Andersen kick)
L.A. — Lansford 23 field goal
N.O. — Mayes 3 run (Andersen kick)
L.A. — Bell 1 run (Lansford kick)

TEAM STATISTICS

	New Orleans	Los Angeles
First Downs19	15
Rushes-Yards29-88	22-60
Net Yards Passing249	196
Return Yards126	82
Passes22-37-2	18-35-2
QB Sacked-Yards0-0	1-2
Punts4-42.5	7-40.7
Fumbles-Lost2-1	0-0
Penalties-Yards9-71	6-41

RUSHING

New Orleans — Mayes 21-73, 1 TD; Jordan 2-9; Hebert 4-3; Hilliard 2-3, 1 TD.
Los Angeles — White 12-36; Everett 3-22; Brown 1-2; McGee 1-1; Bell 5-(-1), 1 TD.

PASSING

New Orleans — Hebert 22-37-2, 249 yds.
Los Angeles — Everett 18-35-2, 198 yds.

RECEIVING

New Orleans — Hill 6-83; Martin 4-43; Mayes 3-29; Tice 3-13; Hilliard 2-27; Perriman 1-19; Scales 1-14; Jordan 1-11; R. Clark 1-10.
Los Angeles — Ellard 4-66; Holohan 4-31; White 3-27; McGee 2-12; Delpino 2-10; Cox 1-25; Bell 1-20; D. Johnson 1-7.

SAINTS 42, BRONCOS 0

November 20 at Superdome (68,075)

In the most complete performance of the season, the Saints scored six TDs on seven possessions in the game, and did not allow a potent Denver offense into the end zone. QB Bobby Hebert led the offense to two first-quarter scores, runs by RBs Rueben Mayes and Dalton Hilliard. Hebert found WR Eric Martin for a 40-yard blitz-beater in the second period for another TD. Meanwhile, the Broncos gained 149 yards but were called for pass interference after an apparent TD, negating the play. Denver missed a field goal on that drive, and another just before the half. In the second half, special teams contributed a score as KR Mel Gray scored only the second TD on a punt return in Saints history. Hebert went to TE John Tice on the next drive for a 35-0 lead in the third quarter. The defense held on fourth down inside the New Orleans three-yard line to begin the final quarter. Hebert took the Saints on a mammoth drive, 97 yards in 18 plays, capped by Martin's second TD catch of the day. The 42-point win was by the largest margin in Saints history. Hebert's 20-23 (87%) passing performance was a Saints record. Mayes gained over 100 yards for the first time in 20 games, and Martin finished the game as the NFL's leading receiver with 68 catches.

Denver0	0	0	0	— 0
New Orleans14	7	14	7	— 42

SCORING

N.O. — Mayes 2 run (Andersen kick)
N.O. — Hilliard 2 run (Andersen kick)
N.O. — Martin 40 pass from Hebert (Andersen kick)
N.O. — Gray 66 punt return (Andersen kick)
N.O. — Tice 8 pass from Hebert (Andersen kick)
N.O. — Martin 6 pass from Hebert (Andersen kick)

TEAM STATISTICS

	Denver	New Orleans
First Downs17	28
Rushes-Yards15-52	43-196
Net Yards Passing206	189
Return Yards83	124
Passes24-44-1	20-23-0
QB Sacked-Yards1-9	1-5
Punts3-40.7	1-36
Fumbles-Lost0-0	0-0
Penalties-Yards5-41	5-57

RUSHING

Denver — Winder 7-24; Elway 3-22; Dorsett 2-3; Willhite 2-2; Nattiel 1-1.
New Orleans — Mayes 25-115, 1 TD; Hilliard 9-55, 1 TD; Hansen 1-10; Jordan 3-8; Hebert 4-6; Hill 1-2.

PASSING

Denver — Elway 18-36-1, 166 yds; Kubiak 6-8-0, 49 yds.
New Orleans — Hebert 20-23-0, 194 yds, 3 TDs.

RECEIVING

Denver — Jackson 5-51; Johnson 4-47; Nattiel 4-34; Willhite 4-31; Kay 3-36; Mobley 2-11; Sewell 2-5.
New Orleans — Martin 8-111, 2 TDs; Tice 3-25, 1 TD; Hill 2-21; Mayes 2-11; Perriman 2-10; Hilliard 1-9; Brenner 1-5; Hebert 1-2.

GIANTS 13, SAINTS 12

November 27 at Superdome (66,526)

New Orleans moved into scoring position on the first drive, but a Bobby Hebert fumble at the Giants 24-yard line ended the initial threat. Jim Wilks recovered a fumble two plays later that led to Morten Andersen's first field goal. Andersen added another field goal early in the second quarter. The Giants struck quickly, on an 85-yard TD pass to take the lead, 7-6. Andersen's third field goal at the end of the first half gave the Saints a 9-7 lead. On the Giants' first possession of the second half, LB Pat Swilling sacked the New York quarterback, forcing a fumble which DE James Geathers recovered. Hebert, on the Saints' first play, was sacked, and the Giants recovered. Swilling again sacked the Giants, forced a fumble, and Geathers again recovered. Andersen missed a 29-yard field goal seven plays later. The Giants got a field goal at the beginning of the fourth period, and Andersen answered on the next drive. Hebert was intercepted late in the game, but the Saints recovered a fumble on the next play. But the Giants held, and got a field goal after a clutch 32-yard completion. New York could rush for only 14 yards in 17 carries, but won the game.

New York.....	0	7	0	6	— 13
New Orleans.....	3	6	0	3	— 12

SCORING

N.O. — Andersen 27 field goal	
N.O. — Andersen 41 field goal	
N.Y. — Baker 85 pass from Hostetler (McFadden kick)	
N.O. — Andersen 26 field goal	
N.Y. — McFadden 46 field goal	
N.O. — Andersen 45 field goal	
N.Y. — McFadden 35 field goal	

TEAM STATISTICS

	New York	New Orleans
First Downs	8	16
Rushes-Yards	17-14	37-155
Net Yards Passing.....	205	100
Return Yards	49	39
Passes	16-27-1	15-33-3
QB Sacked-Yards	4-36	5-45
Punts	7-43.4	6-40
Fumbles-Lost	5-4	3-2
Penalties-Yards	12-96	9-58

RUSHING

New York — Morris 8-16; Carthon 1-3; Rutledge 3-(-1); Hostetler 1-(-1); Adams 4-(-3).	
New Orleans — Hilliard 21-97; Jordan 7-26; Hebert 3-23; Mayes 6-9.	

PASSING

New York — Rutledge 11-17-1, 113 yds; Hostetler 5-10-0, 128 yds, 1 TD.	
New Orleans — Hebert 15-33-3, 145 yds.	

RECEIVING

New York — Carthon 4-50; Adams 4-28; Baker 3-134, 1 TD; Mowatt 2-12; Morris 2-9; Manuel 1-8.	
New Orleans — Hill 6-53; Martin 4-51; Brenner 2-15; Hilliard 2-7; Jordan 1-19.	

VIKINGS 45, SAINTS 3

December 4 at Metrodome (61,215)

The nightmare started with a bad dream. The Vikings scored ten points in the first quarter of play before things got worse. In the last seven minutes of the first half, Minnesota tallied three TDs, two after Saints miscues. WR Lonzell Hill fumbled after a catch, leading to the first TD drive. The Vikings held the Saints forcing a punt, and drove 58 yards in four quick plays to yet another score. Trailing 24-0, Hebert was intercepted three plays later and returned for another TD by DB Carl Lee. Dave Wilson replaced Hebert for the second half and moved the Saints, but was intercepted at the Minnesota 22-yard line by LB Jesse Solomon who ran it 78 yards for a TD and a 38-0 lead. Wilson came back with another drive that netted Morten Andersen's field goal, but two plays later the Vikings were on the board again with a 68-yard TD pass. The defeat was the worst since a 62-7 loss to Atlanta in 1973.

New Orleans.....	0	0	3	0	— 3
Minnesota.....	10	21	14	0	— 45

SCORING

Minn. — Anderson 1 run (C. Nelson kick)	
Minn. — C. Nelson 37 field goal	
Minn. — Hilton 1 pass from Wilson (C. Nelson kick)	
Minn. — H. Jones 15 pass from Wilson (C. Nelson kick)	
Minn. — Lee 58 interception return (C. Nelson kick)	
Minn. — Solomon 78 interception return (C. Nelson kick)	
N.O. — Andersen 36 field goal	
Minn. — H. Jones 68 pass from Wilson (C. Nelson kick)	

TEAM STATISTICS

	New Orleans	Minnesota
First Downs	13	20
Rushes-Yards	29-126	38-209
Net Yards Passing.....	107	217
Return Yards	175	173
Passes	10-37-2	15-24-1
QB Sacked-Yards	1-3	1-6
Punts	9-41	5-44.6
Fumbles-Lost	3-1	2-0
Penalties-Yards	2-10	5-40

RUSHING

New Orleans — Mayes 16-46; Hilliard 6-44; Hebert 2-18; Martin 1-9; Heyward 3-5; Jordan 1-4.	
Minnesota — D. Nelson 14-60; D. Harris 4-46; Dozier 7-36; Rice 5-33; Carter 1-21; Anderson 6-15, 1 TD; Kramer 1-(-2).	

PASSING

New Orleans — Hebert 5-20-1, 37 yds; Wilson 5-16-1, 73 yds; Fourcade 0-1-0.	
Minnesota — Wilson 13-22-1, 215 yds, 3 TDs; Kramer 2-2-0, 8 yds.	

RECEIVING

New Orleans — Hill 2-30; Perriman 2-22; Martin 2-19; Brenner 1-24; R. Clark 1-14; Mayes 1-2; Hilliard 1-(-1).	
Minnesota — Carter 4-59; H. Jones 3-89, 2 TDs; Jordan 2-44; Rice 2-9; Gustafson 1-12; Anderson 1-7; Harris 1-2; Hilton 1-1, 1 TD.	

49ERS 30, SAINTS 17

December 11 at Candlestick Park (62,977)

The Saints started fast, but could not capitalize on self-made breaks and faded to a strong 49ers team. LB Joe Kohlbrand blocked the first 49ers punt, and Morten Andersen kicked a field goal. CB Dave Waymer intercepted two plays later, but the offense could not get the TD. Andersen missed a field goal attempt, and the 49ers responded with a TD. The Saints regained the lead on a pass from RB Dalton Hilliard to WR Lonzell Hill after a fumble recovery, but the 49ers regained the lead on the next drive, and hit a 68-yard TD pass to increase the lead to 21-10. The Saints drove to the 49ers' 15-yard line with ten seconds left, but Andersen again missed a field goal. The Saints closed the gap to 24-17 in the third quarter with a TD, but trailing 30-17, New Orleans could not convert a fourth-down attempt midway through the final quarter at the 49ers' 36-yard line. The Saints had led the NFC West by two games three weeks ago, but with the loss had dropped out of contention for the division title, a game behind the 49ers. Only slim playoff hopes remained.

New Orleans.....	3	7	7	0	— 17
San Francisco.....	0	21	3	6	— 30

SCORING

N.O. — Andersen 38 field goal	
S.F. — Craig 1 run (Cofor kick)	
N.O. — Hill 27 pass from Hilliard (Andersen kick)	
S.F. — Montana 2 run (Cofor kick)	
S.F. — Taylor 68 pass from Montana (Cofor kick)	
S.F. — Cofor 40 field goal	
N.O. — Scales 6 pass from Hebert (Andersen kick)	
S.F. — Cofor 47 field goal	
S.F. — Cofor 19 field goal	

TEAM STATISTICS

New Orleans		San Francisco
First Downs	15	20
Rushes-Yards	24-70	35-152
Net Yards Passing	182	221
Return Yards	127	79
Passes	19-35-1	18-29-1
QB Sacked-Yards	2-15	2-12
Punts	5-38.2	4-27.5
Fumbles-Lost	2-1	1-1
Penalties-Yards	2-11	0-0

RUSHING

New Orleans — Hilliard 9-35; Hebert 3-14; Mayes 8-10; Hewyard 3-8; Martin 1-3.	
San Francisco — Craig 22-115, 1 TD; Rathman 7-19; Montana 6-18, 1 TD.	

PASSING

New Orleans — Hebert 19-34-1, 170 yds; Hilliard 1-1-0, 27 yds, 1 TD.	
San Francisco — Montana 18-29-1, 233 yds, 1 TD.	

RECEIVING

New Orleans — Martin 7-61; Hill 6-61; Tice 3-44; Hilliard 1-9; Pattison 1-8; Perriman 1-8; Scales 1-6, 1 TD.	
San Francisco — Rice 6-78; Frank 5-45; Taylor 2-77, 1 TD; Rathman 2-20; Craig 2-7; Jones 1-6.	

SAINTS 10, FALCONS 9

December 18 at Superdome (60,566)

With Saints' playoff hopes hanging by a thread, Morten Andersen booted a 30-yard field goal with five seconds remaining to lift New Orleans to the 10-9 victory. What the Saints did not know, however, was that in Dallas, the Eagles were beating the Cowboys 23-7 to end the Saints' playoff aspirations. The Saints opened the scoring in the first quarter when Bobby Hebert found RB Dalton Hilliard in the end zone for the lone TD of the day. Buford Jordan set up the score with a spectacular 44-yard run, bulling his way through, and bouncing off numerous would-be tacklers. Greg Davis accounted for Atlanta's only points of the first half with a field goal with just 19 seconds left. The Falcons closed to within one on a Davis field goal midway through the third quarter, and Atlanta claimed a two-point advantage on another Davis field goal midway through the fourth quarter. After fending off the Falcon offense, the Saints got the ball back on their own 20-yard line with five minutes to play. Hebert led the march to the Atlanta 12 with nine seconds left where New Orleans used a time out to set up Andersen's game-winner, the seventh of his career and the second of the season. The critical play of the drive was a 12-yard completion from Hebert to Lonzell Hill on a fourth-and-seven. Hilliard ran for the first 100-yard rushing day of his career with 127 yards on 25 carries. The Saints limited Atlanta to only 93 yards net passing, their best defensive performance of the season, and controlled the ball for 33 minutes of the contest.

Atlanta.....	0	3	3	3	— 9
New Orleans.....	7	0	0	3	— 10

SCORING

N.O. — Hilliard 13 pass from Hebert (Andersen kick)	
Atl. — Davis 27 field goal	
Atl. — Davis 43 field goal	
Atl. — Davis 39 field goal	
N.O. — Andersen 30 field goal	

TEAM STATISTICS

	Atlanta	New Orleans
First Downs	13	18
Rushes-Yards	32-109	34-203
Net Yards Passing.....	93	122
Return Yards	22	64
Passes	14-27-0	13-26-1
QB Sacked-Yards	1-13	1-8
Punts	7-41.4	5-42.4
Fumbles-Lost	3-1	1-1
Penalties-Yards.....	4-35	11-92

RUSHING

Atlanta — Settle 21-66; Riggs 8-32; Miller 2-10; Lang 1-1.	
New Orleans — Hilliard 25-127; Jordan 6-68; Mayes 1-7; Hebert 2-1.	

PASSING

Atlanta — Miller 14-27-0, 106 yds.	
New Orleans — Hebert 13-25-1, 130 yds, 1 TD; Hilliard 0-1-0.	

RECEIVING

Atlanta — Lang 7-57; Riggs 3-16; Wilks 2-15; Settle 1-12; Dixon 1-6.	
New Orleans — Hilliard 6-68, 1 TD; Martin 4-41; Hill 3-21.	

Saints 1988 Statistics

WON 10, LOST 6

Sept. 4	L	33-34	San Francisco	66,357
Sept. 11	W	29-21	at Atlanta	48,901
Sept. 18	W	22-14	at Detroit	37,180
Sept. 25	W	13-9	Tampa Bay	66,671
Oct. 3	W	20-17	Dallas	68,474
Oct. 9	W	23-17	at San Diego	42,693
Oct. 16	W	20-19	at Seattle	63,569
Oct. 23	W	20-6	Raiders	66,249
Oct. 30	L	10-12	Rams	68,238
Nov. 6	L	24-27	at Washington	54,183
Nov. 13	W	14-10	at Rams	63,305
Nov. 20	W	42-0	Denver	68,075
Nov. 27	L	12-13	Giants	66,526
Dec. 4	L	3-45	at Minnesota	61,215
Dec. 11	L	17-30	at San Francisco	62,977
Dec. 18	W	10-9	Atlanta	60,566

		SAINTS	OPP.
TOTAL FIRST DOWNS		306	286
Rushing		108	97
Passing		179	167
Penalty		19	22
3rd Down: Made/Att		104/227	73/203
4th Down: Made/Att		4/6	7/14
TOTAL NET YARDS		5131	5106
Avg. Per Game		320.7	319.1
Total Plays		1034	978
Avg. Per Play		5.0	5.2
NET YARDS RUSHING		2046	1779
Avg. Per Game		127.9	111.2
Total Rushes		512	442
NET YARDS PASSING		3085	3327
Avg. Per Game		192.8	207.9
Tackled/Yards Lost		24/171	31/252
Gross Yards		3256	3579
Att./Completions		498/286	505/277
Completion Pct.		57.4	54.9
Had Intercepted		16	17
PUNTS/AVERAGE		73/39.9	70/40.2
NET PUNTING AVG.		34.3	32.6
PENALTIES/YARDS		101/821	77/628
FUMBLES/BALL LOST		29/16	27/15
TOUCHDOWNS		33	29
Rushing		9	7
Passing		21	19
Returns		3	3

PASSING	Att.	Comp.	Yards	Pct.	Avg/Att	TD	%TD	Int	%Int	LG	Sack/Lost	Rating
Hebert	478	280	3156	58.6	6.60	20	4.2	15	3.1	140	24/171	79.3
Wilson	16	5	73	31.3	4.56	0	0.0	1	6.3	25	0/0	21.1
Hilliard	2	1	27	50.0	13.50	1	50.0	0	0.0	127	0/0	135.4
Fourcade	1	0	0	0.0	0.00	0	0.0	0	0.0	0	0/0	39.6
Hill	1	0	0	0.0	0.00	0	0.0	0	0.0	0	0/0	39.6
SAINTS	498	286	3256	57.4	6.54	21	4.2	16	3.2	140	24/171	77.9
OPPONENTS	505	277	3579	54.9	7.09	19	3.8	17	3.4	185	31/252	75.8

SCORE BY PERIODS

	1	2	3	4	OT	Total
SAINTS	64	93	101	54	0	312
OPPONENTS	51	111	70	51	0	283

SCORING

	TD	Ru	Pa	Rt	PAT	FG	S	TP
Andersen	0	0	0	32/33	26/36	0	110	
Hill	0	7	0	0/0	0/0	0	42	
Martin	0	7	0	0/0	0/0	0	42	
Hilliard	5	1	0	0/0	0/0	0	36	
Mayes	3	0	0	0/0	0/0	0	18	
Clark	0	2	0	0/0	0/0	0	12	
Perriman	0	2	0	0/0	0/0	0	12	
Gray	0	0	1	0/0	0/0	0	6	
Heyward	1	0	0	0/0	0/0	0	6	
Jordan	0	0	1	0/0	0/0	0	6	
Scales	0	1	0	0/0	0/0	0	6	
Tice	0	1	0	0/0	0/0	0	6	
Waymer	0	0	1	0/0	0/0	0	6	
Jackson	0	0	0	0/0	0/0	1	2	
SAINTS	9	21	3	32/33	26/36	2	312	
OPPONENTS	7	19	3	28/29	27/34	0	283	

SACKS: Jackson 7.0, Swilling 7.0, Geathers 3.5, Wilks 3.5, Gibson 2.0, Johnson 2.0, Kohlbrand 2.0, Elliott 1.0, Gregory 1.0, Mack 1.0, Warren 1.0, SAINTS 31.0, OPPONENTS 24.0

RUSHING

	No.	Yds.	Avg.	LG	TD
Hilliard	204	823	4.0	36	5
Mayes	170	628	3.7	21	3
Heyward	74	355	4.8	173	1
Jordan	19	115	6.1	44	0
Hebert	37	79	2.1	16	0
Perriman	3	17	5.7	17	0
Martin	2	12	6.0	9	0
Hansen	1	10	10.0	10	0
Hill	2	7	3.5	5	0
SAINTS	512	2046	4.0	173	9
OPPONENTS	442	1779	4.0	62	7

RECEIVING

	No.	Yds.	Avg.	LG	TD
Martin	85	1083	12.7	140	7
Hill	66	703	10.7	35	7
Hilliard	34	335	9.9	26	1
Tice	26	297	11.4	40	1
Clark	19	245	12.9	121	2
Perriman	16	215	13.4	33	2
Heyward	13	105	8.1	18	0
Mayes	11	103	9.4	25	0
Jordan	5	70	14.0	25	0
Brenner	5	67	13.4	24	0
Scales	2	60	10.0	14	1
Hebert	2	0	0.0	2	0
Pattison	1	8	8.0	8	0
Benson	1	5	5.0	5	0
SAINTS	286	3256	11.4	140	21
OPPONENTS	277	3579	12.9	185	19

INTERCEPTIONS

	No.	Yds.	Avg.	LG	TD
Atkins	4	42	10.5	40	0
Waymer	3	91	30.3	44	0
Jakes	3	61	20.3	39	0
Sutton	3	32	10.7	34	0
Johnson	1	34	34.0	34	0
Mack	1	19	19.0	19	0
Jackson	1	16	16.0	16	0
Cook	1	0	0.0	0	0
SAINTS	17	295	17.4	44	0
OPPONENTS	16	226	14.1	178	2

INDIVIDUAL FIELD GOALS BY GAME

Andersen: (20G) (41G,29G,28G) (53N,37G,29G) (28G,41G,39N) (27G,49G) (27G,35G,45N,34G) (23G,31G) (51G,25G) (33G) (19G,53N,49N) (52N) () (27G,41G,26G,29N,45G) (36G) (38G,40N,32N) (34N,30G)
OPPONENTS: (25G,32G) (41N) () (25G,35G,35G) 29N,39G) (35G) (22G,47G,46G,36N,42G) (50N) (37G,27N,18G,47G,30G) (42G,23G) (23G) (35N,30N) (46G,35G) (37G) (40G,47G,39G) (27G,43G,39G)

FIELD GOALS

	1-19	20-29	30-39	40-49	50+
Andersen	1/1	11/12	8/11	5/8	1/4
OPP	2/2	6/8	10/13	9/10	0/1

PUNTING

	No.	Yds	Avg	TB	In20	LG	BK
Hansen	72	2913	40.5	8	19	64	1
SAINTS	73	2913	39.9	8	19	64	1
OPP	70	2815	40.2	6	15	56	1

PUNT RETURNS

	No.	FC	Yds	Avg	LG	TD
Gray	25	8	305	12.2	166	1
Hill	10	4	108	10.8	31	0
SAINTS	35	12	413	11.8	166	1
OPP	39	16	248	6.4	17	0

KICKOFF RETURNS

	No.	Yds	Avg	LG	TD
Atkins	20	424	21.2	57	0
Gray	32	670	20.9	39	0
Mayes	7	132	18.9	33	0
Hilliard	6	111	18.5	30	0
Martin	3	32	10.7	18	0
Waymer	2	39	19.5	29	0
SAINTS	70	1408	20.1	57	0
OPPONENTS	43	823	19.1	40	0

SAINTS 1967 EXPANSION DRAFT

From Baltimore

Jackie Burkett, LB
Ted Davis, LB
Steve Stonebreaker, LB

From Chicago

Riley Mattson, T
Brian Schweda, DE
Dave Whitsell, DB

From Cleveland

Jim Battle, T
John Morrow, C
Walt Roberts, WR

From Dallas

Obert Logan, DB
Bill Sandeman, T
Larry Stephens, DT

From Detroit

Bill Cody, LB
Bobby Lee Smith, DB
Willie Walker, WR

From Green Bay

Bill Curry, C
Paul Hornung, RB
Phil Vandersea, LB

From Los Angeles

Steve Heckard, WR
Earl Leggett, DT
Joe Wendryhoski, G

From Minnesota

Tom Hall, WR
George Rose, DB
Mike Tillemann, DT

From New York

Jim Garcia, DE
Bob Schlotz, T
Gary Wood, QB

From Philadelphia

Dave Cahill, DE
Ray Rismiller, T
Fred Whittingham, LB

From Pittsburgh

Charlie Bradshaw, T
Jerry Simmons, WR
Bob Smith, RB

From St. Louis

Jimmy Heidel, DB
Ray Ogden, TE
Dave Simmons, LB

From San Francisco

Bill Kilmer, QB
Elbert Kimbrough, DB
Mike Kramer, TE

From Washington

Tom Barrington, FB
Don Croftcheck, G
Jake Kupp, G

NEW ORLEANS SAINTS 1988 OFFENSE

Opp	1Dn				1Dn				3Dn				Total				Gain/				Rushing				Passing				TD				PAT				FG				TIME																																																																																																																																																																																																																																																																																																																																																																																																																																																																																																																																																																																																																																																																																																																																																																																																																																																																																																																																																																																																
	Tot	Rush	Pass	Pen	Made	Att	Yards	Plays	Play	No	Yds	Att	Comp	Net	Sack	Yds	Int	Fum	Lost	Pen	Yds	Rush	Pass	Ret	Made	Att	Made	Att	Made	Att	Made	Att	FG	Made	Att	FG	Made	Att	FG	Made	Att	FG	Made	Att	FG	Made	Att	FG	Made	Att	FG	Made	Att	FG	Made	Att	FG	Made	Att	FG	Made	Att	FG	Made	Att	FG	Made	Att	FG	Made	Att	FG	Made	Att	FG	Made	Att	FG	Made	Att	FG	Made	Att	FG	Made	Att	FG	Made	Att	FG	Made	Att	FG	Made	Att	FG	Made	Att	FG	Made	Att	FG	Made	Att	FG	Made	Att	FG	Made	Att	FG	Made	Att	FG	Made	Att	FG	Made	Att	FG	Made	Att	FG	Made	Att	FG	Made	Att	FG	Made	Att	FG	Made	Att	FG	Made	Att	FG	Made	Att	FG	Made	Att	FG	Made	Att	FG	Made	Att	FG	Made	Att	FG	Made	Att	FG	Made	Att	FG	Made	Att	FG	Made	Att	FG	Made	Att	FG	Made	Att	FG	Made	Att	FG	Made	Att	FG	Made	Att	FG	Made	Att	FG	Made	Att	FG	Made	Att	FG	Made	Att	FG	Made	Att	FG	Made	Att	FG	Made	Att	FG	Made	Att	FG	Made	Att	FG	Made	Att	FG	Made	Att	FG	Made	Att	FG	Made	Att	FG	Made	Att	FG	Made	Att	FG	Made	Att	FG	Made	Att	FG	Made	Att	FG	Made	Att	FG	Made	Att	FG	Made	Att	FG	Made	Att	FG	Made	Att	FG	Made	Att	FG	Made	Att	FG	Made	Att	FG	Made	Att	FG	Made	Att	FG	Made	Att	FG	Made	Att	FG	Made	Att	FG	Made	Att	FG	Made	Att	FG	Made	Att	FG	Made	Att	FG	Made	Att	FG	Made	Att	FG	Made	Att	FG	Made	Att	FG	Made	Att	FG	Made	Att	FG	Made	Att	FG	Made	Att	FG	Made	Att	FG	Made	Att	FG	Made	Att	FG	Made	Att	FG	Made	Att	FG	Made	Att	FG	Made	Att	FG	Made	Att	FG	Made	Att	FG	Made	Att	FG	Made	Att	FG	Made	Att	FG	Made	Att	FG	Made	Att	FG	Made	Att	FG	Made	Att	FG	Made	Att	FG	Made	Att	FG	Made	Att	FG	Made	Att	FG	Made	Att	FG	Made	Att	FG	Made	Att	FG	Made	Att	FG	Made	Att	FG	Made	Att	FG	Made	Att	FG	Made	Att	FG	Made	Att	FG	Made	Att	FG	Made	Att	FG	Made	Att	FG	Made	Att	FG	Made	Att	FG	Made	Att	FG	Made	Att	FG	Made	Att	FG	Made	Att	FG	Made	Att	FG	Made	Att	FG	Made	Att	FG	Made	Att	FG	Made	Att	FG	Made	Att	FG	Made	Att	FG	Made	Att	FG	Made	Att	FG	Made	Att	FG	Made	Att	FG	Made	Att	FG	Made	Att	FG	Made	Att	FG	Made	Att	FG	Made	Att	FG	Made	Att	FG	Made	Att	FG	Made	Att	FG	Made	Att	FG	Made	Att	FG	Made	Att	FG	Made	Att	FG	Made	Att	FG	Made	Att	FG	Made	Att	FG	Made	Att	FG	Made	Att	FG	Made	Att	FG	Made	Att	FG	Made	Att	FG	Made	Att	FG	Made	Att	FG	Made	Att	FG	Made	Att	FG	Made	Att	FG	Made	Att	FG	Made	Att	FG	Made	Att	FG	Made	Att	FG	Made	Att	FG	Made	Att	FG	Made	Att	FG	Made	Att	FG	Made	Att	FG	Made	Att	FG	Made	Att	FG	Made	Att	FG	Made	Att	FG	Made	Att	FG	Made	Att	FG	Made	Att	FG	Made	Att	FG	Made	Att	FG	Made	Att	FG	Made	Att	FG	Made	Att	FG	Made	Att	FG	Made	Att	FG	Made	Att	FG	Made	Att	FG	Made	Att	FG	Made	Att	FG	Made	Att	FG	Made	Att	FG	Made	Att	FG	Made	Att	FG	Made	Att	FG	Made	Att	FG	Made	Att	FG	Made	Att	FG	Made	Att	FG	Made	Att	FG	Made	Att	FG	Made	Att	FG	Made	Att	FG	Made	Att	FG	Made	Att	FG	Made	Att	FG	Made	Att	FG	Made	Att	FG	Made	Att	FG	Made	Att	FG	Made	Att	FG	Made	Att	FG	Made	Att	FG	Made	Att	FG	Made	Att	FG	Made	Att	FG	Made	Att	FG	Made	Att	FG	Made	Att	FG	Made	Att	FG	Made	Att	FG	Made	Att	FG	Made	Att	FG	Made	Att	FG	Made	Att	FG	Made	Att	FG	Made	Att	FG	Made	Att	FG	Made	Att	FG	Made	Att	FG	Made	Att	FG	Made	Att	FG	Made	Att	FG	Made	Att	FG	Made	Att	FG	Made	Att	FG	Made	Att	FG	Made	Att	FG	Made	Att	FG	Made	Att	FG	Made	Att	FG	Made	Att	FG	Made	Att	FG	Made	Att	FG	Made	Att	FG	Made	Att	FG	Made	Att	FG	Made	Att	FG	Made	Att	FG	Made	Att	FG	Made	Att	FG	Made	Att	FG	Made	Att	FG	Made	Att	FG	Made	Att	FG	Made	Att	FG	Made	Att	FG	Made	Att	FG	Made	Att	FG	Made	Att	FG	Made	Att	FG	Made	Att	FG	Made	Att	FG	Made	Att	FG	Made	Att	FG	Made	Att	FG	Made	Att	FG	Made	Att	FG	Made	Att	FG	Made	Att	FG	Made	Att	FG	Made	Att	FG	Made	Att	FG	Made	Att	FG	Made	Att	FG	Made	Att	FG	Made	Att	FG	Made	Att	FG	Made	Att	FG	Made	Att	FG	Made	Att	FG	Made	Att	FG	Made	Att	FG	Made	Att	FG	Made	Att	FG	Made	Att	FG	Made	Att	FG	Made	Att	FG	Made	Att	FG	Made	Att	FG	Made	Att	FG	Made	Att	FG	Made	Att	FG	Made	Att	FG	Made	Att	FG	Made	Att	FG	Made	Att	FG	Made	Att	FG	Made	Att	FG	Made	Att	FG	Made	Att	FG	Made	Att	FG	Made	Att	FG	Made	Att	FG	Made	Att	FG	Made	Att	FG	Made	Att	FG	Made	Att	FG	Made	Att	FG	Made	Att	FG	Made	Att	FG	Made	Att	FG	Made	Att	FG	Made	Att	FG	Made	Att	FG	Made	Att	FG	Made	Att	FG	Made	Att	FG	Made	Att	FG	Made	Att

NEW ORLEANS SAINTS 1988 DEFENSE

Opp	1Dn				1Dn				3Dn				Total				Gain/				Rushing				Passing				TD				FG				TIME	
	Tot	Rush	Pass	Pen	Made	Att	Yards	Plays	Play	No	Yds	Att	Comp	Net	Sack	Yds	Int	Fum	Lost	Pen	Yds	Rush	Pass	Ret	Made	Att	Made	Att	FG	Made	Att	Pos						
S.F.	21	8	10	3	7	10	289	58	5	32	124	26	14	165					1	1	2	12	1	3	4	2	4	2	2	23:50								
@Atl.	19	7	9	3	3	12	307	59	5.2	27	161	29	15	146	3	33	1	3	3	4	45	1	2	3	3	0	1	22:31										
@Detr.	18	0	16	2	3	11	272	56	4.9	18	40	35	20	232	5	42	2	3	0	5	38		2		2	2			25:43									
T.B.	19	5	11	3	7	15	296	60	4.9	23	92	33	14	204	4	26	1			8	55						3	3	26:17									
Dall.	28	11	15	2	6	12	457	71	6.4	35	186	35	23	271	1	0	1	3	2	4	27		2		2	2	2	1	2	30:55								
@S.D.	11	4	4	3	3	10	206	45	4.6	21	93	22	8	113	2	18	1	1	1	5	43	1	1	2	2	1	1	20:23										
@Sea.	23	5	17	1	7	16	434	77	5.6	28	93	46	27	341	3	29	1	1	1	5	50		1		1	1	4	5	29:05									
Raid.	16	11	5		2	13	367	61	6	28	185	31	10	182	2	19	2	3	1	5			1			1			1	25:12								
Rams	16	3	13		6	16	332	67	4.9	32	96	34	21	236	1	7			4	46						4	5	32:42										
@Wash.	21	8	13		5	13	412	67	6.1	39	113	28	20	299			1		7	54	1	2		2	3	3	2	2	35:33									
@Rams	15	4	9	2	3	12	256	58	4.4	22	60	35	18	196	1	2	2		6	41	1				1	1	1	1	26:55									
Denv.	17	4	11	2	6	13	258	60	4.3	15	52	44	24	206	1	9	1		5	41							2	24:19										
Giants	8	1	7		1	11	219	48	4.6	17	14	27	16	205	4	36	1	5	4	12	96		1		1	1	2	2	20:06									
@Minn.	20	11	9		4	12	426	63	6.8	38	209	24	15	217	1	6	1	2	0	5	40	1	3	2	6	6	1	1	34:04									
@S.F.	20	11	9		5	12	373	66	5.7	35	152	29	18	221	2	12	1	1	1			2	1			3	3	3	33:25									
Atl.	13	4	8	1	4	15	202	60	3.4	32	109	27	14	93	1	13	3	3	1	4	35						3	3	26:59									
Totals	285	97	166	22	72	203	5106	976	5.23	442	1779	505	277	3327	31	252	17	26	15	77	628	7	19	3	28	29	27	34										

SAINTS 1989 OPPONENTS

(All Times New Orleans Time)

ATLANTA FALCONS

National Football Conference Western Division

October 29 at Superdome, Noon

November 19 at Atlanta-Fulton County Stadium, Noon

Suwanee Road at I-85, Suwanee, Georgia 30174

President: Rankin M. Smith, Jr.

Head Coach: Marion Campbell (third year)

Public Relations: Charlie Taylor

Office Phone: 404/945-1111

Home Stadium: Atlanta-Fulton County Stadium (1966) Capacity: 59,643

Team Colors: Red, White, Black and Silver

Training Camp: Suwanee Road at I-85, Suwanee, Georgia 30174

1988 Record: 5-11, Fourth, NFC West

Scoring Leaders: Greg Davis, K, 82 (19-30 FGs, 25-27 PATs)

John Settle, RB, 48 (7 TDs, 1 TDp)


Rushing Leader: John Settle, 232 for 1,024 yards, 7 TDs

Passing Leader: Chris Miller, 184-351-12, 2,133 yards, 11 TDs

Receiving Leaders: John Settle, RB, 68 for 570 yards, 1 TD

Gene Lang, RB, 37 for 398 yards, 1 TD

Floyd Dixon, WR, 28 for 368 yards, 2 TDs



BUFFALO BILLS

American Football Conference Eastern Division

August 19 at Rich Stadium, 6:30 P.M. (preseason)

December 10 at Rich Stadium, Noon

One Bills Drive, Orchard Park, New York 14127

President: Ralph C. Wilson

Head Coach: Marv Levy (fourth year)

Public Relations: Scott Berchtold

Office Phone: 716/648-1800

Home Stadium: Rich Stadium (1973) Capacity: 80,290

Team Colors: Royal Blue, Scarlet Red and White

Training Camp: Fredonia State University, Fredonia, New York 14063

1988 Record: 12-4, First, AFC East

Scoring Leaders: Scott Norwood, K, 129 (32-37 FGs, 33-33 PATs)

Rob Riddick, RB, 84 (12 TDs, 1 TDp, TDrt)

Rushing Leader: Thurman Thomas, 207 for 881 yards, 2 TDs

Passing Leader: Jim Kelly, 269-452-17, 3,380 yards, 15 TDs

Receiving Leader: Andre Reed, WR, 71 for 968 yards, 6 TDs



CINCINNATI BENGALS

American Football Conference Central Division

August 28 at Superdome, 7 P.M. (preseason)

200 Riverfront Stadium, Cincinnati, Ohio 45202

President: John Sawyer

Head Coach: Sam Wyche (sixth year)

Public Relations: Al Heim

Office Phone: 513/621/3550

Home Stadium: Riverfront Stadium (1970) Capacity: 59,754

Team Colors: Black, Orange and White

Training Camp: Wilmington College, Wilmington, Ohio 45177

1988 Record: 12-4, First, AFC Central

Scoring Leaders: Elbert "Ickey" Woods, RB, 90 (15 TDs)

Jim Breech, K, 89 (11-16 FGs, 56-59 PATs)

Rushing Leader: "Ickey" Woods, 203 for 1,066 yards, 15 TDs

Passing Leader: Boomer Esiason, 223-388-14, 3,572 yards, 28 TDs

Receiving Leader: Eddie Brown, WR, 53 for 1,273 yards, 9 TDs



DALLAS COWBOYS

National Football Conference Eastern Division

September 10 at Superdome, Noon

One Cowboys Parkway, Irving, Texas 75063

President: Jerry Jones

Head Coach: Jimmy Johnson (first year)

Public Relations: Greg Aiello

Office Phone: 214/556-9900

Home Stadium: Texas Stadium (1971) Capacity: 63,855

Team Colors: Royal Blue, Metallic Silver, Blue and White

Training Camp: California Lutheran University, Thousand Oaks, Calif. 91360

1987 Record: 3-13, Fifth, NFC East

Scoring Leaders: Roger Ruzek, K, 63 (12-22 FGs, 27-27 PATs)

Herschel Walker, RB, 42 (5 TDs, 2 TDp)

Rushing Leader: Herschel Walker, 361 for 1,514 yards, 5 TDs

Passing Leader: Steve Pelluer, 245-435-19, 3,139 yards, 17 TDs

Receiving Leader: Ray Alexander, WR, 54 for 788 yards, 6 TDs



DETROIT LIONS

National Football Conference Central Division

December 3 at Pontiac Silverdome, Noon

1200 Featherstone Road-Box 4200, Pontiac Michigan 48057

President: William Clay Ford

Head Coach: Wayne Fontes (second year)

Public Relations: Bill Keenist

Office Phone: 313/335-4131

Home Stadium: Pontiac Silverdome (1975) Capacity: 80,638

Team Colors: Honolulu Blue and Silver

Training Camp: Oakland University, Rochester, Michigan 48063

1988 Record: 4-12 Fourth, NFC Central

Scoring Leaders: Eddie Murray, K, 82 (20-21 FGs, 22-23 PATs)


Garry James, RB, 42 (5 TDs, 2 TDp)

Rushing Leader: Garry James, 182 for 552 yards, 5 TDs

Passing Leaders: Rusty Hilger, 126-306-12, 1,558 yards, 7 TDs

Chuck Long, 75-141-6, 856 yards, 6 TDs

Receiving Leader: Pete Mandley, WR, 44 for 617 yards, 4 TDs



GREEN BAY PACKERS

National Football Conference Central Division

September 17 at Lambeau Field, Noon

1265 Lombardi Avenue, Green Bay, Wisconsin 54307

President: Bob Harlan

Head Coach: Lindy Infante (second year)

Public Relations: Lee Remmel

Office Phone: 414/494-2351

Home Stadium: Lambeau Field (1957) Capacity: 57,093

Team Colors: Dark Green, Gold and White

Training Camp: St. Norbert College, DePere, Wisconsin 54115

1988 Record: 4-12 Fifth, NFC Central

Scoring Leaders: Brent Fullwood, RB, 48 (7 TDs, 1 TDp)

Max Zendejas, K, 44 (9-16 FGs, 17-19 PATs)

Rushing Leader: Brent Fullwood, 101 for 483 yards, 7 TDs

Passing Leaders: Don Majkowski, 178-336-11, 2,119 yards, 9 TDs

Randy Wright, 141-244-13, 1,490 yards, 4 TDs

Receiving Leader: Sterling Sharpe, WR, 55 for 791 yards, 1 TD



INDIANAPOLIS COLTS

American Football Conference Eastern Division

August 12 at Superdome, 7 P.M. (preseason)
December 24 at Superdome, Noon

7001 West 56th Street, Indianapolis, Indiana 46254

President: Robert Irsay

Head Coach: Ron Meyer (third year)

Public Relations: Craig Kelley

Office Phone: 317/297-2658

Home Stadium: Hoosier Dome (1984) Capacity: 60,127

Team Colors: Royal Blue, White and Silver

Training Camp: Anderson University, Anderson, Indiana 46011

1988 Record: 9-7, Second, AFC East

Scoring Leaders: Dean Biasucci, K, 114 (25-32 FGs, 39-40 PATs)

Eric Dickerson, RB, 90 (14 TDs, 1 TDp)

Rushing Leader: Eric Dickerson, 388 for 1,659 yards, 14 TDs

Passing Leader: Chris Chandler, 129-233-12, 1,619 yards, 8 TDs

Receiving Leader: Bill Brooks, WR, 54 for 867 yards, 3 TDs



LOS ANGELES RAMS

National Football Conference Western Division

October 22 at Anaheim Stadium, 3 P.M.

November 26 at Superdome, 7 P.M.

2327 West Lincoln Avenue, Anaheim, California 92801

President: Georgia Frontiere

Head Coach: John Robinson (seventh year)

Public Relations: John Oswald

Office Phone: 714/535-7267

Home Stadium: Anaheim Stadium (1956) Capacity: 69,007

Team Colors: Royal Blue, Gold and White

Training Camp: California State University, Fullerton, California 92634

1988 Record: 10-6, Second, NFC West

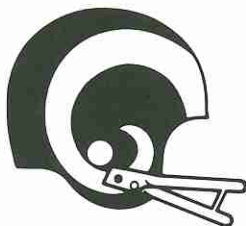
Scoring Leaders: Mike Lansford, K, 117 (24-32 FGs, 45-48 PATs)

Greg Bell, RB, 108 (16 TDs)

Rushing Leader: Greg Bell, 288 for 1,212 yards, 16 TDs

Passing Leader: Jim Everett, 308-517-38, 3,964 yards, 31 TDs

Receiving Leader: Henry Ellard, WR, 86 for 1,414 yards, 10 TDs



NEW ENGLAND PATRIOTS

American Football Conference Eastern Division

November 12 at Sullivan Stadium, Noon

Sullivan Stadium, Route 1, Foxboro, Massachusetts 02035

President: Billy Sullivan

Head Coach: Raymond Berry (sixth year)

Public Relations: Jim Greenidge

Office Phone: 508/543-7911

Home Stadium: Sullivan Stadium (1971) Capacity: 60,794

Team Colors: Red, White and Blue

Training Camp: Bryant College, Smithfield, Rhode Island 02917

1988 Record: 9-7, Third, AFC East

Scoring Leaders: Robert Perryman, RB, 36 (6 TDs)

Jason Staurovsky, K, 35 (7-11 FGs, 14-15 PATs)


Rushing Leader: John Stephens, 297 for 1,168 yards, 4 TDs

Passing Leaders: Doug Flutie, 92-179-10, 1,150 yards, 8 TDs

Steve Grogan, 67-140-13, 834 yards, 4 TDs

Receiving Leaders: Reggie Dupard, RB, 34 for 232 yards, 0 TDs

Iving Fryar, WR, 33 for 490 yards, 5 TDs



NEW YORK JETS

American Football Conference Eastern Division

October 15 at Superdome, 3 P.M.

598 Madison Avenue, New York, New York 10022

President: Steve Gutman

Head Coach: Joe Walton (seventh year)

Public Relations: Frank Ramos

Office Phone: 212/421-6600

Home Stadium: Giants Stadium (1976)

Capacity: 76,891

Team Colors: Kelly Green and White

Training Camp: Hofstra University, 1000 Fulton Ave., Hempstead, NY 11550

1988 Record: 8-7-1, Fourth, AFC East

Scoring Leaders: Pat Leahy, K, 112 (23-28 FGs, 43-43 PATs)

Johnny Hector, RB, 60 (10 TDs)

Rushing Leader: Freeman McNeil, 219 for 944 yards, 6 TDs

Passing Leader: Ken O'Brien, 236-424-7, 2,567 yards, 15 TDs

Receiving Leader: Al Toon, WR, 93 for 1,067 yards, 5 TDs



PHILADELPHIA EAGLES

National Football Conference Eastern Division

December 18 at Superdome, 8 P.M.

Veterans Stadium, Broad St. & Pattison Ave., Philadelphia, PA 19148

President: Harry Gamble

Head Coach: Buddy Ryan (fourth year)

Public Relations: Ron Howard

Office Phone: 215/463-2500

Home Stadium: Veterans Stadium (1971) Capacity: 65,356

Team Colors: Kelly Green, Silver and White

Training Camp: West Chester University, West Chester, Pennsylvania 19382

1988 Record: 10-6, First, NFC East

Scoring Leaders: Luis Zendejas, K, 95 (20-27 FGs, 35-36 PATs)

Keith Byars, RB, 60 (6 TDs, 4 TDp)

Rushing Leaders: Randall Cunningham, QB, 93 for 624 yards, 6 TDs

Keith Byars, RB, 152 for 517 yards, 6 TDs

Passing Leader: Randall Cunningham, 301-560-16, 3,808 yards, 24 TDs

Receiving Leader: Keith Jackson, TE, 81 for 869 yards, 6 TDs



SAN FRANCISCO 49ERS

National Football Conference Western Division

October 8 at Candlestick Park, 3 P.M.

November 6 at Superdome, 8 P.M.

4949 Centennial Boulevard, Santa Clara, California 95054

President: Edward J. DeBartolo, Jr.

Head Coach: George Seifert (first year)

Public Relations: Jerry Walker

Office Phone: 408/562-4949

Home Stadium: Candlestick Park (1960) Capacity: 61,891

Team Colors: Forty-Niners Gold and Scarlet

Training Camp: Sierra Community College, Rocklin, California 95677

1988 Record: 10-6, First, NFC West

Scoring Leaders: Mike Cofer, K, 121 (27-38 FGs, 40-41 PATs)

Roger Craig, RB, 60 (9 TDs, 1 TDp)

Jerry Rice, WR, 60 (1 TD, 9 TDp)

Rushing Leader: Roger Craig, 310 for 1,502 yards, 9 TDs

Passing Leader: Joe Montana, 238-397-10, 2,981 yards, 18 TDs

Receiving Leaders: Roger Craig, RB, 76 for 534 yards, 1 TD

Jerry Rice, WR, 64 for 1,306 yards, 9 TDs



TAMPA BAY BUCCANEERS

National Football Conference Central Division

September 24 at Tampa Stadium, Noon

One Buccaneer Place, Tampa, Florida 33607

President: Hugh F. Culverhouse

Head Coach: Ray Perkins (third year)

Public Relations: Rick Odioso

Office Phone: 813/870-2700

Home Stadium: Tampa Stadium (1967) Capacity: 74,315

Team Colors: Florida Orange, Red and White

Training Camp: University of Tampa, 401 W. Kennedy Blvd., Tampa, FL 33606


1988 Record: 5-11, Third, NFC Central

Scoring Leaders: Donald Igwebuike, K, 78 (19-25 FGs, 21-21 PATs)
Bruce Hill, WR, 54 (9 TDs)

Rushing Leader: Lars Tate, 122 for 467 yards, 7 TDs

Passing Leader: Vinny Testaverde, 222-466-35, 3,240 yards, 13 TDs

Receiving Leader: Bruce Hill, WR, 58 for 1,040 yards, 9 TDs



WASHINGTON REDSKINS

National Football Conference Eastern Division

September 1 at Superdome, 7 P.M. (preseason)

October 1 at Superdome, Noon

13832 Redskin Drive, Herndon, Virginia 22071

Chairman of the Board: Jack Kent Cooke

Head Coach: Joe Gibbs (ninth year)

Public Relations: John C. Konoza

Office Phone: 703/471-1367

Home Stadium: Robert F. Kennedy Stadium (1961) Capacity: 55,750

Team Colors: Burgundy and Gold

Training Camp: Dickinson College, Carlisle, Pennsylvania 17013

1988 Record: 7-9, Third, NFC East


Scoring Leaders: Chip Lohmiller, K, 97 (19-26 FGs, 40-41 PATs)
Ricky Sanders, WR, 72 (12 TDs)

Rushing Leader: Kelvin Bryant, 108 for 498 yards, 1 TD

Passing Leaders: Doug Williams, 213-380-12, 2,609 yards, 15 TDs

Mark Rypien, 114-208-13, 1,730 yards, 18 TDs

Receiving Leaders: Ricky Sanders, WR, 73 for 1,148 yards, 12 TDs
Art Monk, WR, 72 for 946 yards, 5 TDs



POSTSEASON GAME SCHEDULE

Sunday, Dec. 31 — AFC and NFC Wild Card Games (NBC and CBS)

Saturday, Jan. 6 — AFC and NFC Divisional Playoffs (NBC and CBS)

Sunday, Jan. 7 — AFC and NFC Divisional Playoffs (NBC and CBS)

Sunday, Jan. 14 — AFC and NFC Championship Games (NBC and CBS)

Sunday, Jan. 28 — Super Bowl XXIV at Louisiana Superdome,
New Orleans, Louisiana (CBS)

Sunday, Feb. 4 — AFC-NFC Pro Bowl at Honolulu, Hawaii (ESPN)

Saints Series Records

Date	Saints	Opponents	Place	Attendance
		Atlanta Falcons (15-24-0)		
11-26-67	27	24	Home	83,437
12- 7-69	17	45	Away	51,021
9-20-70	3	14	Home	77,042
10-25-70	14	32	Away	58,850
10-24-71	6	28	Away	58,850
12-19-71	20	24	Home	75,954
10-15-72	14	21	Home	66,294
11-12-72	20	36	Away	58,850
9-16-73	7	62	Home	66,428
12-16-73	10	14	Away	58,850
9-29-74	14	13	Home	62,273
10-20-74	13	3	Away	58,850
10- 5-75	7	14	Away	29,444
11- 2-75	23	7	Home	56,614
10-10-76	30	0	Home	51,521
10-31-76	20	23	Away	34,127
11-20-77	21	29	Home	43,135
12-18-77	7	35	Away	36,895
11-12-78	17	20	Home	70,323
11-26-78	17	20	Away	55,121
9- 2-79	34	40 (OT)	Home	70,940
11-25-79	37	6	Away	42,815
10-19-80	14	41	Home	62,651
11-16-80	13	31	Away	53,871
9- 6-81	0	27	Away	57,406
11- 1-81	10	41	Home	63,637
12-12-82	0	35	Away	39,535
1- 2-83	35	6	Home	47,336
10- 9-83	19	17	Away	51,654
11- 6-83	27	10	Home	67,062
9- 2-84	28	36	Home	66,652
11-11-84	17	13	Away	40,590
10-20-85	24	31	Away	44,784
12-22-85	10	16	Home	37,717
9- 7-86	10	31	Home	67,950
12-14-86	14	9	Away	39,994
11- 1-87	38	0	Away	42,196
9-11-88	29	21	Away	48,901
12-18-88	10	9	Home	60,566
		Indianapolis Colts (1-3-0)		
12-10-67	10	30	Away	60,238
10-19-69	10	30	Home	80,636
9-30-73	10	14	Away	52,293
10-12-86	17	14	Away	53,512
		Buffalo Bills (1-2-0)		
11- 4-73	13	0	Home	74,770
9-21-80	26	35	Home	51,154
10-30-83	21	27	Away	49,413
		Chicago Bears (5-7-0)		
12- 1-68	17	23	Home	78,285
12-20-70	3	24	Home	63,518
10-10-71	14	35	Away	55,049
10- 7-73	21	16	Home	56,561
10- 6-74	10	24	Away	55,753
12-21-75	17	42	Home	33,371
10- 2-77	42	24	Away	51,488
9-14-80	3	22	Away	62,523

9-19-82	10	0	Away	56,600
9-18-83	34 (OT)	31	Home	64,692
10- 7-84	7	20	Away	53,752
10-18-87	19	17	Away	46,813
Cincinnati Bengals (3-3-0)				
11-29-70	6	26	Away	59,342
9-28-75	0	21	Home	52,531
9-24-78	20	18	Away	40,455
10-25-81	17	7	Home	46,336
12- 9-84	21	24	Home	40,855
12-20-87	41	24	Away	43,424
Cleveland Browns (2-8-0)				
10- 1-67	7	42	Home	77,045
9-15-68	10	24	Home	74,215
11-10-68	17	35	Away	71,025
10-12-69	17	27	Home	71,274
12-12-71	17	21	Home	72,794
11-30-75	16	17	Away	44,753
10- 8-78	16	24	Home	50,158
10-18-81	17	20	Away	76,059
10-28-84	16	14	Away	52,489
9-13-87	28	21	Home	59,900
Dallas Cowboys (2-11-0)				
10-15-67	10	14	Away	52,562
11-12-67	10	27	Home	83,437
11- 3-68	3	17	Home	84,728
9-28-69	17	21	Home	79,567
11- 9-69	17	33	Away	68,282
10-17-71	24	14	Home	83,088
9-24-73	3	40	Away	52,715
9-19-76	6	24	Home	61,413
11-19-78	7	27	Away	57,920
12-19-82	7	21	Away	64,506
9-25-83	20	21	Away	62,136
10-21-84	27	30 (OT)	Away	50,966
10- 3-88	20	17	Home	68,474
Denver Broncos (1-4-0)				
11-22-70	6	31	Home	66,837
10-13-74	17	33	Away	51,706
11- 4-79	3	10	Away	74,482
9-15-85	23	34	Away	74,488
11-20-88	42	0	Home	68,075
Detroit Lions (5-4-1)				
11-24-68	20	20	Away	46,152
11- 8-70	19	17	Home	66,910
11-19-72	14	27	Away	53,752
10-14-73	20	13	Home	57,810
11- 3-74	14	19	Away	49,127
11-14-76	17	16	Home	42,048
9-25-77	19	23	Away	51,458
10-21-79	17	7	Home	57,428
10-12-80	13	24	Away	78,147
9-18-88	22	14	Away	37,180
Green Bay Packers (4-10-0)				
11-17-68	7	29	Milw.	49,644
11-28-71	29	21	Milw.	48,035
12-17-72	20	30	Home	65,881
12- 2-73	10	30	Milw.	47,890
10-12-75	20	19	Home	51,371
11- 7-76	27	32	Milw.	52,936
9-18-77	20	24	Home	56,250
9-10-78	17	28	Milw.	54,336
9- 9-79	19	28	Milw.	53,184

12-13-81	7	35	Home	45,518
11- 4-84	13	23	Home	57,426
11-17-85	14	38	Milw.	52,104
9-14-86	24	10	Home	56,383
12-27-87	33	24	Home	68,364
Houston Oilers (3-2-1)				
10- 3-71	13	13	Away	47,966
10- 3-76	26	31	Home	51,973
12-10-78	12	17	Home	63,169
11-22-81	27	24	Away	49,581
9-30-84	27	10	Away	43,108
12-13-87	24	10	Home	68,257
Kansas City Chiefs (2-2-0)				
9-25-72	17	20	Home	70,793
9-26-76	27	17	Away	53,918
11-21-82	27	17	Home	39,341
9- 8-85	27	47	Home	57,760
Los Angeles Raiders (1-3-1)				
11- 7-71	21	21	Home	83,102
11- 9-75	10	48	Away	51,764
12- 3-79	35	42	Home	65,541
10-13-85	13	23	Away	48,152
10-23-88	20	6	Home	66,249
Los Angeles Rams (13-25-0)				
9-17-67	13	27	Home	80,879
10- 5-69	17	36	Away	54,789
11- 1-70	17	30	Home	77,861
12- 6-70	16	34	Away	66,410
9-19-71	24	20	Home	70,915
12- 5-71	28	45	Away	73,610
9-17-72	14	34	Away	73,610
11-26-72	19	16	Home	66,303
11-11-73	7	29	Away	64,325
11-25-73	13	24	Home	70,358
9-22-74	0	24	Away	67,192
11-17-74	20	7	Home	64,178
10-26-75	14	38	Away	57,287
12- 7-75	7	14	Home	60,771
10-24-76	10	16	Home	39,958
11-28-76	14	33	Away	51,984
10-16-77	7	14	Away	54,906
10-30-77	27	26	Home	46,045
10- 1-78	20	26	Home	59,023
10-22-78	10	3	Away	61,654
10- 7-79	17	35	Home	47,574
12-16-79	29	14	Home	68,986
11- 2-80	31	45	Away	53,879
11-24-80	7	27	Away	59,909
9-13-81	23	17	Home	53,448
11- 8-81	21	13	Home	62,063
9-11-83	27	30	Away	61,068
12-18-83	24	26	Away	45,572
10-14-84	10	28	Home	70,148
12- 2-84	21	34	Home	63,161
11- 3-85	10	28	Away	49,348
12- 1-85	29	3	Away	49,030
11- 9-86	6	0	Home	44,122
11-23-86	13	26	Home	62,352
10- 4-87	37	10	Away	58,600
11- 8-87	31	14	Home	29,745
10-30-88	10	12	Away	43,379
11-13-88	14	10	Home	68,238
			Away	63,305

Miami Dolphins (1-4-0)			
11-15-70	10	21	Away
11-10-74	0	21	Home
9- 2-80	16	21	Away
10- 2-83	17	7	Home
12- 7-86	27	31	Home
Minnesota Vikings (4-11-0)			
10-13-68	20	17	Home
9-27-70	0	26	Away
11-21-71	10	23	Home
11- 5-72	6	37	Away
12- 1-74	9	29	Away
11- 9-75	7	20	Home
9-12-76	9	40	Home
9- 3-78	31	24	Home
11-30-80	20	23	Home
11-15-81	10	20	Away
11-27-83	17	16	Home
11-24-85	30	23	Away
12-21-86	17	33	Away
1- 3-88	10	44	Home*
12- 4-88	3	45	Away
*NFC Wildcard Game			
New England Patriots (0-5-0)			
12-10-75	10	17	Home
12- 5-76	6	27	Away
12-21-80	27	38	Home
12- 4-83	0	7	Away
11-30-86	20	21	Home
New York Giants (6-8-0)			
10- 8-67	21	27	Away
10- 6-68	21	38	Away
11-16-69	25	24	Away
10- 4-70	14	10	Home
10- 8-72	21	45	Away
12-14-75	14	28	Away
10-29-78	28	17	Home
9-30-79	24	14	Home
9-20-81	7	20	Away
12-15-84	10	3	Away
10-27-85	13	21	Home
9-28-86	17	20	Away
11-22-87	23	14	Home
11-27-88	12	13	Home
New York Jets (1-4-0)			
12- 3-72	17	18	Away
12- 4-77	13	16	Home
12-14-80	21	20	Away
11-21-83	28	31	Home
11- 2-86	23	28	Away
Philadelphia Eagles (6-9-0)			
11- 5-67	31	24	Home
11-19-67	21	48	Away
12- 8-68	17	29	Away
10-26-69	10	13	Away
11-30-69	26	17	Home
10-29-72	21	3	Home
10-27-74	14	10	Home
11- 6-77	7	28	Away
9-17-78	17	24	Home
9-16-79	14	26	Home
11- 9-80	21	34	Home
10-11-81	14	31	Home
12-11-83	20 (OT)	17	Away

42,866
74,289
40,946
66,489
64,761
71,105
47,900
83,130
49,784
48,456
52,765
58,156
54,187
30,936
45,215
59,502
54,117
51,209
69,546
61,215
64,889
53,592
38,277
24,579
58,259
62,670
62,967
62,927
69,126
62,507
40,150
58,806
51,543
69,814
63,739
54,082
72,765
67,639
66,526
62,496
40,464
38,077
68,606
44,246
59,596
60,751
57,128
60,568
72,805
65,554
64,257
53,482
49,242
54,212
45,340
52,728
45,182

10- 6-85	23
9-20-87	10
12- 3-67	20
9-29-68	20
10-27-68	17
11- 2-69	51
10-11-70	17
12- 8-74	14
10-23-77	31
10- 5-80	7
12- 6-81	3
9-12-82	7
9- 4-83	28
9-23-84	34
12- 8-85	16
11-16-86	16
10-11-87	19
10-29-67	10
10-20-68	16
12-15-68	24
12-21-69	27
11-25-74	7
11- 5-78	14
10- 4-81	6
11-19-84	27
11-29-87	20
11-18-73	14
10- 9-77	0
12- 9-79	0
10- 9-88	23
10-22-67	13
11-23-69	43
10-18-70	20
12-13-70	27
9-26-71	20
11-14-71	26
10- 1-72	2
10-22-72	20
10-21-73	0
12- 9-73	16
9-15-74	13
12-15-74	21
10-19-75	21
11-23-75	6
10-17-76	3
12-12-76	7
11-13-77	7
11-27-77	17
10-15-78	14
12- 3-78	24
9-23-79	30
11-11-79	31
9- 7-80	23
12- 7-80	35
9-27-81	14
12-20-81	17
11-28-82	23
10-16-83	13

Phoenix Cardinals (5-10-0)

21	Home	56,364
27	Away	57,485
31	Away	41,171
21	Home	79,021
31	Away	45,478
42	Away	46,718
24	Away	45,294
0	Home	57,152
49	Away	48,417
40	Home	45,388
30	Away	46,923
21	Home	58,763
17	Home	65,225
24	Home	58,723
28	Away	29,527
7	Away	32,069
24	Away	11,795
Pittsburgh Steelers (5-4-0)		
14	Home	68,911
12	Away	32,303
14	Home	66,131
14	Home	72,256
28	Home	71,907
20	Away	48,525
20	Home	64,578
24	Home	66,005
16	Away	47,896
San Diego Chargers (1-3-0)		
27	Away	44,356
14	Home	53,942
35	Home	61,059
17	Away	42,693
San Francisco 49ers (11-26-2)		
27	Away	34,285
38	Home	71,448
20	Away	39,446
38	Home	61,940
38	Home	81,596
20	Away	45,138
37	Home	69,840
20	Away	59,167
40	Away	52,629
10	Home	62,490
17	Home	65,071
35	Away	49,567
25	Away	40,990
16	Home	40,328
33	Away	43,160
27	Home	42,536
10 (OT)	Home	41,564
20	Away	33,702
7	Away	37,671
13	Home	50,068
21	Away	39,727
20	Home	65,551
26	Home	58,621
38 (OT)	Away	37,949
21	Away	44,433
21	Home	43,639
20	Away	51,611
32	Home	68,154

11-13-83	0	27	Away	40,022
9-16-84	20	30	Away	57,611
11-25-84	3	35	Home	65,117
9-29-85	20	17	Away	58,053
12-15-85	19	31	Home	46,065
9-21-86	17	26	Away	58,297
11- 2-86	23	10	Home	53,234
10-25-87	22	24	Home	60,497
11-15-87	26	24	Away	60,436
9- 4-88	33	34	Home	66,357
12-11-88	17	30	Away	62,977
Seattle Seahawks (2-2-0)				
11-21-76	51	27	Away	61,865
11-18-79	24	38	Away	60,055
11-10-85	3	27	Home	47,365
10-16-88	20	19	Home	63,569
Tampa Bay Buccaneers (8-3-0)				
12-11-77	14	33	Home	40,124
12-17-78	17	10	Away	51,209
10-14-79	42	14	Away	67,640
11-29-81	14	31	Home	62,209
12- 5-82	10	13	Home	61,709
10-23-83	24	21	Away	48,242
9- 9-84	17	13	Home	54,686
9-22-85	20	13	Home	45,320
10-19-86	38	7	Home	43,355
12- 6-87	44	34	Home	66,471
9-25-88	13	9	Home	66,671
Washington Redskins (4-9-0)				
9-24-67	10	30	Home	74,937
12-17-67	30	14	Away	50,486
9-22-68	37	17	Home	65,941
9-21-69	20	26	Home	73,147
12-14-69	14	17	Away	50,354
10-31-71	14	24	Away	53,041
10-28-73	19	3	Home	66,315
9-21-75	3	41	Away	54,414
10-28-79	14	10	Away	52,133
10-26-80	14	22	Away	51,375
12-26-82	10	27	Home	48,667
10- 5-86	6	14	Home	57,317
11- 6-88	24	27	Away	54,183

PRO BOWL RESULTS

1971 — NFC 27, AFC 6	1981 — NFC 21, AFC 7
1972 — AFC 26, NFC 13	1982 — AFC 16, NFC 13
1973 — AFC 33, NFC 28	1983 — NFC 20, AFC 19
1974 — AFC 15, NFC 13	1984 — NFC 45, AFC 3
1975 — NFC 17, AFC 10	1985 — AFC 22, NFC 14
1976 — NFC 23, AFC 20	1986 — NFC 28, AFC 24
1977 — AFC 24, NFC 14	1987 — AFC 10, NFC 6
1978 — NFC 14, AFC 13	1988 — AFC 15, NFC 6
1979 — NFC 13, AFC 7	1989 — NFC 34, AFC 3
1980 — NFC 37, AFC 27	

Saints 1988 Defensive Statistics

	Tkl	Ast	Tot	Sack	Yds	Int	Yds	PD	FR	BK	FF
V. Johnson	82	32	114	2	14	1	34	8			
S. Mills	77	28	105					2	3		
R. Jackson	71	21	92	7	66	1	16	5			2
V. Jakes	68	14	82			3	61	12			
B. Maxie	57	21	78					4			1
J. Wilks	36	21	57	3.5	25			2	1		2
D. Waymer	49	7	56			3	91	10	2		
P. Swilling	40	11	51	7	65			1	1		3
R. Sutton	45	5	50			3	32	14			
G. Atkins	39	11	50			4	42	8		1	1
J. Geathers	26	7	33	3.5	19				3	1	2
A. Gibson	24	7	31	2	16			1	1	1	
J. Kohlbrand	25	4	29	2	18					1	
T. Elliott	23	5	28	1	7			2			
F. Warren	18	5	23	1	6			1	1		
B. Clark	11	9	20								
M. Mack	17	2	19	1	6	1	19	1			1
T. Cook	12		12			1		2			
B. Forde	9	3	12								
B. Jordan	8		8								
A. Toles	3		3								
R. Clark	2	1	3						1		
J. Haynes	2	1	3								
G. Scales	2		2								
J. Hilgenberg	2		2								
S. Korte	2		2								
E. Martin	2		2								
S. Trapilo	1		1								
B. Perriman	1		1								
M. Pattison	1		1								
C. Benson	1		1								
L. Hill	1		1								
D. Board	1		1								
D. Hilliard	1		1								
M. Andersen	1		1								
C. Heyward	1		1								
B. Edelman	1		1								
T. Gregory	1		1		1		9				
M. Adams			1							2	
B. Hebert			0							1	

SAINTS HISTORY

1966

- Nov. 1 — National Football League Franchise awarded to New Orleans on All Saints Day.
- Dec. 15 — John W. Mecom, Jr. becomes majority stockholder-president of NFL's 16th franchise.
- Dec. 22 — Vic Schwenk appointed director of player personnel and becomes first major employee hired by New Orleans franchise.

1967

- Jan. 9 — Name New Orleans' professional football team Saints.
- Jan. 27 — Former Ole Miss and Rams kicker Paige Cothren first player signed.
- Feb. 9 — Saints select 42 players in NFL expansion draft.
- Mar. 8 — First season ticket drive launched and Saints sell 20,000 first day and 33,400 before first league game.
- Mar. 14 — Saints make fullback Les Kelley of Alabama top choice in common draft.
- July 1 — Seventy-six players (mostly rookies) report for first training camp at California-Western University in San Diego.
- July 6 — Former Green Bay fullback great Jim Taylor signs with Saints.
- July 8 — Veterans report to training camp.
- July 25 — Bert Rose appointed executive vice-president and general manager.
- Aug. 2 — Saints lose first preseason game to Los Angeles, 16-7 before 26,364 at Anaheim, Calif.
- Aug. 12 — Saints score first preseason victory by beating St. Louis 23-14 before crowd of 25,500 at Shreveport, La.
- Sep. 9 — Saints record first preseason victory in New Orleans downing Atlanta 27-14 before 67,486. Victory gave Saints 5-1 preseason record, best ever for first-year expansion team.
- Sep. 17 — Saints open season losing to Los Angeles 27-13 after rookie John Gilliam returned opening kickoff 94 yards for a touchdown.
- Nov. 5 — Saints earn first NFL victory beating Philadelphia 31-24 as Walt Roberts scores three touchdowns at Tulane Stadium.
- Dec. 17 — Saints defeat Washington 30-14 as rookie Danny Abramowicz scores two touchdowns. Saints wind up with 3-11 record and equal win output for first-year expansion team. Cornerback Dave Whitsell's 10 interceptions tie for best in NFL and earn UPI Comeback Player of the Year honors along with second-team All-Pro recognition and invitation to Pro Bowl.

1968

- Mar. 29 — Vic Schwenk replaces Bert Rose as general manager.
- July 7 — Wide receiver Dave Parks signs with Saints after playing out option at San Francisco.
- July 26 — Kevin Hardy, plus no. 1 draft choice of 1969, awarded to 49ers as compensation for signing Parks.
- Sep. 10 — Jim Taylor announces retirement.
- Nov. 3 — Saints lose to Dallas 17-3 before home-record crowd of 84,728 at Tulane Stadium.
- Dec. 15 — Saints defeat Pittsburgh 24-14 in season's windup to emerge with 4-9-1 record and third-place finish in Century Division. Saints' two-year record of 7-20-1, best ever for an expansion team. Defensive tackle Dave Rowe named to play in Pro Bowl.

1969

- Oct. 5 — Saints' Tom Dempsey kicks 55-yard field goal against Rams at Los Angeles. Kick was NFL's longest that season and one yard short of pro football record.
- Nov. 2 — Saints snap six-game losing streak at St. Louis, 51-42. Game set NFL record of most total touchdowns in one game via passing with Bill Kilmer

and Charlie Johnson connecting on six apiece. Five other Saints records set: most first downs (26), most total offensive yards (508), most passing yards (354), most points (51) and most PATs (6).

- Nov. 16 — Tom Dempsey sets Saints record with 4 field goals against Giants in New York, scoring fourth with 11 seconds left to pull out 25-24 victory. Win began three-game Saints victory streak as New Orleans also downed San Francisco 43-38 and Philadelphia 26-17.
- Dec. 21 — Saints close third season with 27-24 victory over Pittsburgh to bring record to 5-9. Dan Abramowicz wins NFL receiving championship with 73 catches for 1,015 yards and 7 TDs and All-NFL honors. Saints continue to hold NFL expansion team winning record with three-year report of 12-29-1. Defensive end Doug Atkins retires after 17-year career, wins second-team all-Pro honors. Tom Dempsey, Jake Kupp, Tony Baker and Andy Livingston tapped for Pro Bowl with entire Saints coaching staff.

1970

- Jan. 16 — In realignment of National Conference, Saints form Western Division with Los Angeles, San Francisco and Atlanta.
- Nov. 3 — J.D. Roberts replaces Tom Fears and becomes the second head coach in Saints history.
- Nov. 8 — Tom Dempsey kicks 63-yard field — longest in NFL history — on final play to defeat Detroit 19-17.

1971

- Jan. 28 — Saints draft quarterback Archie Manning of Mississippi in first round after trading quarterback Bill Kilmer to Washington for linebacker Tom Rousell plus 4th and 8th round picks in 1972 draft.
- Aug. 11 — Louisiana Superdome construction begins.
- Sep. 19 — Saints upset Rams in season's opener in New Orleans 24-20. Rookie Archie Manning makes first regular season start and runs for one-yard touchdown on final play after hitting 16 of 29 passes for 218 yards and another touchdown.
- Oct. 17 — Archie Manning rushes for two touchdowns as Saints defeat Cowboys 24-20 before 83,088 at New Orleans. Cowboys went on to win Super Bowl.

1972

- Jan. 7 — Richard F. Gordon, Jr. retires from U.S. Naval aerospace program and is appointed executive vice-president of Saints.

1973

- Jan. 29 — Saints trade no. 1 draft choice to Baltimore for defensive end Billy Newsome and 4th-round draft choice (linebacker Jim Merlo).
- Aug. 26 — John North replaces J.D. Roberts and becomes Saints' third head coach.
- Nov. 4 — Saints score first shutout ever by blanking Buffalo 13-0 in New Orleans. Saints hold O.J. Simpson to 79 yards on 20 rushes as he headed to 2,003-yard season.
- Dec. 16 — Saints finish 5-9, again tying best season ever for club.

1974

- Dec. 14 — Saints again finish 5-9, tying best mark in their history.

1975

- Aug. 3 — Louisiana Superdome is dedicated.
- Aug. 9 — Saints play Houston before 72,434 in first football game in Superdome. Saints lose, 13-7.
- Sep. 28 — Saints lose to Cincinnati 21-0 before 52,531 in first National Football League game at Superdome.
- Oct. 27 — John North is replaced as head coach by Ernie Hefferle, director of pro personnel, on interim basis.
- Nov. 2 — Saints beat Atlanta 23-7 in Ernie Hefferle's first game.

1976

- Jan. 20 — Saints hire Hank Stram as fourth head coach in club's history.
 Nov. 21 — Saints beat Seahawks at Seattle 51-27 to tie club record for most points scored in one game.

1977

- Oct. 30 — Saints upset Los Angeles 27-26 at Superdome on faked field goal pass from Tom Blanchard to Elois Grooms.
 Dec. 18 — Saints season rushing and touchdown records fall to Chuck Muncie with 811 yards and Henry Childs with nine touchdowns.

1978

- Feb. 6 — Dick Nolan is appointed head coach to replace Hank Stram. In other key front office moves, Eddie Jones is named executive vice-president and Harry Hulmes vice-president of player personnel.
 June 11 — Archie Manning wins Byron (Whizzer) White Award for contributions to his team, community and country.
 Oct. 22 — Saints upset Rams 10-3 for first ever win at Los Angeles Coliseum.
 Dec. 3 — Saints beat 49ers 24-13 at Superdome to become first New Orleans team to win six games.
 Dec. 17 — Saints end best season with 7-9 record after win at Tampa Bay 17-10. Quarterback Archie Manning named Player of the Year and MVP in National Conference and selected to play in Pro Bowl.

1979

- June 5 — Saints move administrative office from Lee Circle to Superdome.
 Oct. 14 — Saints score 42 points in second half in 42-14 win at Tampa Bay. Scores came on six successive possessions in offensive masterpiece.
 Oct. 28 — Saints tie club record of three consecutive wins and move into undisputed first place in NFC Western Division with 14-10 win at Washington. Saints stopped Redskins 18 times with goal to go and 7 times within two-yard line.
 Dec. 3 — Chuck Muncie rushes for 128 yards to become first Saint to surpass 1,000-yard milestone en route to 1,198-yard season. Saints, alas, saw 35-14 lead disappear in 42-35 loss to Oakland in Monday night TV game at Superdome.
 Dec. 16 — Saints end season 8-8, most successful in their history by beating Super Bowl-bound Rams 29-14 in last game for Rams at Coliseum.
 Dec. 20 — Steve Rosenbloom is introduced as new executive vice-president and general manager of Saints at Superdome news conference.

1980

- Jan. 27 — Chuck Muncie is selected MVP as NFC scores 37-27 win in Pro Bowl. Saints also represented well by Archie Manning, Tommy Myers, Wes Chandler and Henry Childs.
 Nov. 24 — Saints lose to Los Angeles, 27-7 in Monday night game at Superdome. Head coach Dick Nolan is relieved of his duties following the game. Dick Stanfel is named interim head coach.
 Dec. 14 — Saints end 14-game losing streak, longest in team history, by beating Jets 21-20 in snowstorm at Shea Stadium.

1981

- Jan. 20 — General manager Steve Rosenbloom and vice-president of player personnel Dick Steinberg resign.
 Jan. 22 — O.A. (Bum) Phillips is announced as head coach.
 Jan. 26 — Assistant to the president Fred Williams is appointed Saints' chief administrator.
 Apr. 28 — Saints select running back George Rogers, 1980 Heisman Trophy winner, with first overall choice in NFL draft.
 Oct. 12 — John Mecom, Sr., father of Saints owner John, Jr. and key figure in team history, dies at age 70 in Houston, Texas.

Nov. 8 —

Dec. 20 —

Saints defeat NFC West rival Los Angeles 21-13 at Anaheim Stadium to sweep Rams home-and-away for first time in Saints franchise history. George Rogers gains 107 yards in 21-17 loss to San Francisco and becomes 1981 NFL rushing champion and all-time NFL rookie rusher with 1,674 yards for season.

1982

- Jan. 20 — George Rogers appears for NFC squad in Pro Bowl in Honolulu, Hawaii.
 Feb. 17 — Eddie Jones is named Saints president, head coach O.A. (Bum) Phillips is named general manager in addition to coaching title.
 Sep. 17 — Veteran quarterback Archie Manning is traded to Houston Oilers for tackle Leon Gray.
 Sep. 19 — Ken Stabler leads Saints to 10-0 shutout of Chicago Bears, the first road shutout in team history. Saints defense ranks no. 1 in NFL.
 Sep. 20 — National Football League Players Association announces that NFL players are on strike following Monday night game.
 Sep. 23 — NFL announces that scheduled Thursday night game will not be played. Announcement marks that first in an eight-week succession of similar announcements.
 Nov. 21 — NFL games resume. Saints defeat Kansas City 27-17 before a crowd of 39,341 at Superdome.
 Dec. 19 — Halfback George Rogers gains 166 yards rushing at Dallas, the top individual performance in NFL and Saints single-game record.

1983

- Jan. 2 — Saints defeat Atlanta, 35-6 in rescheduled game that concludes nine-game season with 4-5 record. Saints narrowly miss playoffs in complicated labyrinth of tie-breakers.
 Feb. 6 — Halfback George Rogers is in Honolulu for second successive Pro Bowl appearance.
 July 30 — Saints appear in Hall of Fame game for the second time in franchise history. Pittsburgh Steelers win game at Canton, Ohio 27-14.
 Sep. 4 — Halfback George Rogers sets team single-game record by rushing for 206 yards (24 carries) in 28-17 opening day win over St. Louis at the Superdome. Game marks third opening-day victory in team history.
 Sep. 18 — Saints defeat Chicago Bears 34-31 at Superdome in overtime for first sudden-death victory in franchise history.
 Dec. 18 — Saints host Los Angeles Rams at Superdome with franchise's first winning season and playoff berth on the line. Rams kick field goal with six seconds remaining for 26-24 victory. Saints finish season with NFC's no. 1 defense overall, and NFL's no. 1 defense against the pass, both franchise firsts. Final 8-8 record ties best season in franchise history (1979).

1984

- Jan. 29 — Linebacker Rickey Jackson represents Saints in NFC-AFC Pro Bowl in Honolulu, Hawaii.
 Feb. 18 — Saints acquire veteran quarterback Richard Todd from the New York Jets in exchange for the Saints' no. 1 choice in the 1984 NFL draft.
 Oct. 9 — Saints acquire RB Earl Campbell from Houston for Saints' first-round draft choice in 1985.
 Oct. 22 — Quarterback Ken Stabler retires.
 Nov. 19 — Saints record first-ever win on prime time with 27-24 Monday night victory over Pittsburgh Steelers in Superdome.
 Nov. 26 — Saints owner John W. Mecom, Jr. announces that the Saints are for sale for the non-negotiable price of \$75 million.

1985

- Jan. 27 — Linebacker Rickey Jackson, defensive end Bruce Clark and punter Brian Hansen represent Saints at NFC-AFC Pro Bowl at Honolulu, Hawaii. Jackson made his second consecutive appearance in the game.

- Feb. 14 —** Negotiations for the sale of the Saints between John Mecom and A.N. Pritzker break off, thrusting Tom Benson, negotiating in a secondary position for several weeks, to the forefront.
- Mar. 12 —** Benson reaches agreement with Mecom for the sale of the Saints, dependent on state aid.
- Apr. 26 —** Saints trade George Rogers and picks no. 5, 10 and 11 in 1985 draft to Washington for Redskins' no. 1 draft choice.
- May 31 —** Ownership is transferred from Mecom to Benson for the sale price of \$70.204 million. Tom Benson will hold the position of managing general partner of the Saints.
- Nov. 25 —** Head coach Bum Phillips resigns. President Eddie Jones, director of football operations Pat Peppler and offensive coordinator King Hill resign. Defensive coordinator Wade Phillips is named interim head coach.

1986

- Jan. 14 —** Jim Finks is named president/general manager. Finks also joins in franchise ownership.
- Jan. 22 —** Wade Phillips and assistant coaches are released.
- Jan. 28 —** Jim Mora is named head coach.
- May 1 —** Director of scouting Joe Woolley and scout Bobby Baldwin are released. Restructuring of scouting department begins with Bill Kuharich as director of player personnel.
- June 19 —** Tom Benson announces new uniform design featuring Fleur de Lis logo inside State of Louisiana on the jersey and the pants.
- July 19 —** Training Camp opens at Southeastern Louisiana University, Hammond.
- Aug. 18 —** Running back Earl Campbell announces his retirement.
- Sep. 21 —** Mel Gray breaks team record with 101-yard kickoff return for TD at San Francisco. Return was Saints' first for score since 1977.
- Sep. 28 —** Saints take 17-0 first-half lead on New York Giants, only to falter in the second half and lose, 20-17. Giants went on to win Super Bowl.
- Nov. 9 —** Saints record fifth shutout in history, holding Rams' Eric Dickerson to 57 yards, nine in the second half, in 6-0 win. The victory evened the Saints' mark at 5-5 after 1-4 start.
- Dec. 7 —** Rueben Mayes broke team's single-game rushing record of 206 yards with 207 vs. Miami, but his final gain was called back along with winning TD. Saints lost 31-27 thriller as Mayes finished with 203 rushing yards.
- Dec. 21 —** Saints have chance for .500 record for only third time in history. But Vikings parlayed 30-3 halftime lead into 33-17 victory, leaving Jim Mora's first Saints team with 7-9 mark. RB Rueben Mayes finished year with 1,353 yards rushing, fourth in NFL and is named consensus Rookie of the Year. Mayes is named to Pro Bowl along with Rickey Jackson and Morten Andersen.

1987

- May 1 —** Construction begins on first of three phases of improvements to the Superdome. The improvements to the state-run Superdome are being paid for completely with private funding. The first phase, a group of 28 lodge suites, will be completed in time for use by the 1987 season. Other phases are targeted for construction in the near future.
- July 25 —** Rookies report to training camp at Southeastern Louisiana University.
- Aug. 17 —** Fullback Hokie Gajan, attempting to come back from a 1985 knee injury, retires following an injury to his other knee. Gajan joins the Saints' player personnel department as a scout.
- Sep. 13 —** Saints set team record with two safeties in a game as they open the season with a 28-21 win over the Cleveland Browns. Rueben Mayes opens the season with a 147-yard rushing effort in only the Saints' fourth opening-day win ever.
- Sep. 21 —** NFL Players Association announces that players will be on strike following Monday night game.
- Sep. 22 —** While players clear out their lockers, Saints personnel are preparing for games that will be played during the strike period with non-union personnel.

- Sep. 24 —** NFL announces that games scheduled for the weekend of Sept. 27-28 will not be played, but games will resume the following weekend.
- Oct. 4 —** Saints defeat Rams, 37-10 in Superdome before 29,745 fans in first replacement game. Saints QB John Fourcade, a New Orleans native, leads team to the win with two TD passes.
- Oct. 15 —** Players' Association announces that strike is over, but not in time to play the coming weekend's games.
- Oct. 18 —** Saints beat Chicago, 19-17 on four Florian Kempf field goals. The Saints replacements posted a 2-1 record.
- Oct. 19 —** Regular players return to practice; bulk of replacement players return home. Several are retained.
- Oct. 25 —** Saints fall to San Francisco, 24-22 in Superdome thriller. Following the game, Jim Mora makes his highly-publicized "coulda, woulda, shoulda" proclamation to media.
- Nov. 1 —** On the franchise's 22nd birthday, Saints post largest margin of victory in team history, whitewashing Atlanta, 38-0. Win is the first in a team-record nine consecutive triumphs to close out the season.
- Nov. 29 —** Saints hold on with two magnificent goal-line stands in the final quarter to defeat Pittsburgh, 20-16. Win ensured Saints' first-ever winning record.
- Dec. 6 —** Saints beat Tampa Bay, 44-34 to lock up team's first playoff appearance.
- Dec. 13 —** Saints win seventh straight, 24-10 over Houston, to lock up a host position in the NFC wild card game.
- Dec. 20 —** Down 24-3 in the second quarter, Saints rally behind backup quarterback Dave Wilson for 31-24 win, the biggest come-from-behind effort in Saints history.
- Dec. 27 —** Saints beat Green Bay, 33-24 to finish season with 12-3 record, and must wait for San Francisco to play that night to determine whether the Saints would win the NFC West and have the home field advantage throughout the playoffs, or host the NFC wild card game. The 49ers won, relegating the Saints to the wild card host role.

1988

- Jan. 3 —** Saints jump out to 7-0 lead, but hot Vikings led 31-10 at halftime enroute to 44-10 win over Saints in the NFC wild card game. RB Rueben Mayes sustained torn ligaments in his knee, requiring surgery. After the game, Jim Mora said, "I'm proud of what we've accomplished this year. But we expect to do better next time."
- Six Saints, K Morten Andersen, TE Hoby Brenner, G Brad Edelman, RB Rueben Mayes, LB Sam Mills, CB Dave Waymer, were tabbed for the AFC-NFC Pro Bowl in Honolulu. For the second consecutive season, Mayes missed the game. Six is the most Saints players ever selected to play in the game.
- President/general manager Jim Finks was honored as the NFL executive of the year, and head coach Jim Mora was named the NFL coach of the year by every voting body.
- Apr. 21 —** Head coach Jim Mora signs new five-year contract with Saints, a revision of his original contract which had two remaining seasons.
- July 16 —** Rookies and free agents report to Saints' first training camp at University of Wisconsin-LaCrosse.
- Nov. 20 —** Saints score biggest win in team history in 42-0 win over Denver. Win clinched Saints' second consecutive winning season.
- Dec. 11 —** At Candlestick Park, Saints saw chances for first-ever NFC West championship disappear in 30-17 loss to San Francisco. 49ers went on to win Super Bowl XXIII.

1989

- Jan. 29 —** Kicker Morten Andersen, linebacker Sam Mills and wide receiver Eric Martin represent Saints in NFC-AFC Pro Bowl in Honolulu. NFC won, 34-3.
- Feb. 1 —** Plan B free agency goes into effect. In protecting 37 players, Saints leave 21 others subject to offers from NFL clubs. In the two-month period, Saints lose eight players while signing three.
- June 2-4 —** In a football first, the Who Dat! Fan Club held its first convention at the Hyatt. A club of over 12,000 Saints fans, the convention was attended by more than 1,000 of the club's constituency.

Saints All-Time Results

1967 (3-11)		Saints	Opp.	1970 (2-11-1)		Saints	Opp.
*Los Angeles (80,879)	13	27		*Atlanta (77,042)	3	14	
*Washington (74,937)	10	30		Minnesota (47,900)	0	26	
*Cleveland (77,045)	7	42		*New York Giants (69,126)	14	10	
New York (62,670)	21	27		St. Louis (45,294)	17	24	
Dallas (52,562)	10	14		San Francisco (39,446)	20	20	
San Francisco (34,285)	13	27		Atlanta (58,850)	14	32	
*Pittsburgh (68,911)	10	14		*Los Angeles (77,861)	17	30	
*Philadelphia (59,596)	31	24		*Detroit (66,910)	19	17	
*Dallas (83,437)	10	27		Miami (42,866)	10	21	
Philadelphia (60,751)	21	48		*Denver (66,837)	6	31	
*Atlanta (83,437)	27	24		Cincinnati (59,342)	6	26	
St. Louis (41,171)	20	31		Los Angeles (66,410)	16	34	
Baltimore (60,238)	10	30		*San Francisco (61,940)	27	38	
Washington (50,486)	30	14		*Chicago (63,518)	3	24	
	233	379			172	347	

1968 (4-9-1)		Saints	Opp.	1971 (4-8-2)		Saints	Opp.
*Cleveland (74,215)	10	24		*Los Angeles (70,915)	24	20	
*Washington (65,941)	37	17		*San Francisco (81,596)	20	38	
*St. Louis (79,021)	20	21		Houston (47,966)	13	13	
New York Giants (62,967)	21	38		Chicago (55,049)	14	35	
*Minnesota (71,105)	20	17		*Dallas (83,088)	24	14	
Pittsburgh (32,303)	16	12		Atlanta (58,850)	6	28	
St. Louis (45,478)	17	31		Washington (53,041)	14	24	
*Dallas (84,728)	3	17		*Oakland (83,102)	21	21	
Cleveland (71,025)	17	35		San Francisco (45,138)	26	20	
Green Bay (Milw. 49,644)	7	29		*Minnesota (83,130)	10	23	
Detroit (46,152)	20	20		Green Bay (Mil. 48,130)	29	21	
*Chicago (78,285)	17	23		Los Angeles (73,610)	28	45	
Philadelphia (57,128)	17	29		*Cleveland (72,794)	17	21	
*Pittsburgh (66,131)	24	14		*Atlanta (75,954)	20	24	
	246	327			266	347	

1969 (5-9)		Saints	Opp.	1972 (2-11-1)		Saints	Opp.
*Washington (73,147)	20	26		Los Angeles (66,303)	14	34	
*Dallas (79,567)	17	21		*Kansas City (70,793)	17	20	
Los Angeles (54,879)	17	36		*San Francisco (69,840)	2	37	
*Cleveland (71,274)	17	27		New York Giants (62,507)	21	45	
*Baltimore (80,636)	10	30		*Atlanta (66,294)	14	21	
Philadelphia (60,658)	10	13		San Francisco (59,167)	20	20	
St. Louis (46,718)	51	42		*Philadelphia (65,554)	21	3	
Dallas (62,282)	17	33		Minnesota (49,784)	6	37	
New York (62,927)	25	24		Atlanta (58,850)	20	36	
*San Francisco (71,448)	43	38		Detroit (53,752)	14	27	
*Philadelphia (72,805)	26	17		*Los Angeles (64,325)	19	16	
Atlanta (57,021)	17	45		New York Jets (62,496)	17	18	
Washington (50,354)	14	17		*New England (64,889)	10	17	
*Pittsburgh (72,256)	27	24		*Green Bay (65,881)	20	30	
	311	393			215	361	

1973 (5-9)		Saints	Opp.	1976 (4-10)		Saints	Opp.
*Atlanta (66,428)	7	62		*Minnesota (58,156)	9	40	
Dallas (52,715)	3	40		*Dallas (61,413)	6	24	
Baltimore (52,293)	10	14		Kansas City (53,918)	27	17	
*Chicago (56,561)	21	16		*Houston (51,973)	26	31	
*Detroit (57,810)	20	13		*Atlanta (51,521)	30	0	
San Francisco (52,629)	0	40		San Francisco (43,160)	3	33	
*Washington (66,315)	19	3		*Los Angeles (51,984)	10	16	
*Buffalo (74,770)	13	0		Atlanta (34,127)	20	23	
Los Angeles (70,358)	7	29		Green Bay (52,936)	27	32	
San Diego (44,356)	14	17		*Detroit (42,048)	17	16	
*Los Angeles (67,192)	13	24		Seattle (61,865)	51	27	
Green Bay (Mil. 47,890)	10	30		Los Angeles (54,906)	14	33	
*San Francisco (62,490)	16	10		New England (53,592)	6	27	
Atlanta (58,850)	10	14		*San Francisco (42,536)	7	27	
	163	312			253	346	

1974 (5-9)		Saints	Opp.	1977 (3-11)		Saints	Opp.
*San Francisco (65,071)	13	17		*Green Bay (56,548)	20	24	
Los Angeles (64,178)	0	24		Detroit (51,548)	19	23	
*Atlanta (62,273)	14	13		Chicago (51,488)	42	24	
Chicago (55,753)	10	24		*San Diego (53,942)	0	14	
Denver (51,706)	17	33		Los Angeles (46,045)	7	14	
Atlanta (58,850)	13	3		St. Louis (48,417)	31	49	
*Philadelphia (64,257)	14	10		*Los Angeles (59,023)	27	26	
Detroit (49,127)	14	19		Philadelphia (53,482)	7	28	
*Miami (74,289)	0	21		*San Francisco (41,564)	7(OT)	10	
*Los Angeles (57,287)	20	7		*Atlanta (43,135)	21	20	
*Pittsburgh (71,907)	7	28		San Francisco (33,702)	17	20	
Minnesota (48,456)	9	29		*New York Jets (40,464)	13	16	
*St. Louis (57,152)	14	0		*Tampa Bay (40,124)	14	33	
San Francisco (49,567)	21	35		Atlanta (36,895)	7	35	
	166	263			232	336	

1975 (2-12)		Saints	Opp.	1978 (7-9)		Saints	Opp.
Washington (54,414)	3	41		*Minnesota (54,187)	31	24	
*Cincinnati (52,531)	0	21		Green Bay (Mil. 54,336)	17	28	
Atlanta (29,444)	7	14		*Philadelphia (49,242)	17	24	
*Green Bay (51,371)	20	19		Cincinnati (40,455)	20	18	
San Francisco (40,990)	21	35		*Los Angeles (61,654)	20	26	
Los Angeles (60,771)	14	38		*Cleveland (50,158)	16	24	
*Atlanta (56,614)	23	7		San Francisco (37,671)	14	7	
Oakland (51,764)	10	48		Los Angeles (47,574)	10	3	
*Minnesota (52,765)	7	20		*New York Giants (58,806)	28	17	
*San Francisco (40,328)	6	16		Pittsburgh (48,525)	14	20	
Cleveland (44,753)	16	17		*Atlanta (70,323)	17	20	
*Los Angeles (39,958)	7	14		Dallas (57,920)	7	27	
New York Giants (40,150)	14	28		Atlanta (55,121)	17	20	
*Chicago (33,371)	17	42		*San Francisco (50,068)	24	13	
	165	360		*Houston (63,169)	12	17	
				Tampa Bay (51,209)	17	10	
					281	298	

1979 (8-8)	Saints	Opp.
*Atlanta (70,940)	34(OT)	40
Green Bay (53,184)	19	28
*Philadelphia (54,212)	14	26
San Francisco (39,727)	30	21
*New York Giants (51,543)	24	14
*Los Angeles (68,986)	17	35
Tampa Bay (67,640)	42	14
*Detroit (57,428)	17	7
Washington (52,133)	14	10
Denver (74,482)	3	10
*San Francisco (65,551)	31	20
Seattle (60,055)	24	38
Atlanta (42,815)	37	6
*Oakland (65,541)	35	42
*San Diego (61,059)	0	35
Los Angeles (53,879)	29	14
	370	360

1980 (1-15)	Saints	Opp.
*San Francisco (58,621)	23	26
Chicago (65,523)	3	22
*Buffalo (51,154)	26	35
Miami (40,946)	16	21
*St. Louis (45,388)	7	40
Detroit (78,147)	13	24
*Atlanta (62,651)	14	41
Washington (51,375)	14	22
Los Angeles (59,909)	31	45
*Philadelphia (45,340)	21	34
Atlanta (53,871)	13	31
*Los Angeles (53,488)	7	27
*Minnesota (30,936)	20	23
San Francisco (37,949)	35(OT)	38
New York Jets (38,077)	21	20
*New England (38,277)	27	38
	291	487

1981 (4-12)	Saints	Opp.
Atlanta (57,406)	0	27
*Los Angeles (62,063)	23	17
N.Y. Giants (69,814)	7	20
San Francisco (44,433)	14	21
*Pittsburgh (64,578)	6	20
*Philadelphia (52,728)	14	31
Cleveland (76,059)	17	20
*Cincinnati (46,336)	17	7
*Atlanta (63,637)	10	41
Los Angeles (61,068)	21	13
Minnesota (45,215)	20	10
Houston (49,581)	27	24
*Tampa Bay (62,209)	14	31
St. Louis (46,923)	3	30
*Green Bay (45,518)	7	35
*San Francisco (43,639)	17	21
	207	378

1982 (4-5)	Saints	Opp.
*St. Louis (58,763)	7	21
Chicago (56,600)	10	0
*Kansas City (39,341)	27	17
San Francisco (51,611)	23	20
*Tampa Bay (61,709)	10	13
Atlanta (39,535)	0	35
Dallas (64,506)	7	21
*Washington (48,667)	10	27
*Atlanta (47,336)	35	6
	129	160

1983 (8-8)	Saints	Opp.
*St. Louis (65,225)	28	17
Los Angeles (45,572)	27	30
*Chicago (64,692)	34(OT)	31
Dallas (62,136)	20	21
*Miami (66,489)	17	7
Atlanta (51,654)	19	17
*San Francisco (68,154)	13	32
Tampa Bay (48,242)	24	21
Buffalo (49,413)	21	27
*Atlanta (67,062)	27	10
San Francisco (40,022)	0	27
*New York Jets (68,606)	28	31
*Minnesota (59,502)	17	16
New England (24,579)	0	7
Philadelphia (45,182)	20(OT)	17
*Los Angeles (70,148)	24	26
	319	337

1984 (7-9)	Saints	Opp.
*Atlanta (66,652)	28	36
*Tampa Bay (54,686)	17	13
San Francisco (57,611)	20	30
*St. Louis (58,723)	34	31
Houston (43,108)	27	10
Chicago (53,752)	7	20
*Los Angeles (63,161)	10	28
Dallas (50,966)	27(OT)	30
Cleveland (52,849)	16	14
*Green Bay (57,426)	13	23
Atlanta (40,590)	17	13
*Pittsburgh (66,005)	27	24
*San Francisco (65,117)	3	35
Los Angeles (49,348)	21	34
*Cincinnati (40,855)	21	24
New York Giants (63,739)	10	3
	298	361

1985 (5-11)	Saints	Opp.
*Kansas City (57,760)	27	47
Denver (74,448)	23	34
*Tampa Bay (45,320)	20	13
San Francisco (58,053)	20	17
*Philadelphia (56,364)	23	21
L.A. Raiders (48,152)	13	23
Atlanta (44,784)	24	31
*New York Giants (54,082)	13	21
Los Angeles (49,030)	10	28
*Seattle (47,365)	3	27
Green Bay (Milw. 52,104)	14	38
Minnesota (54,117)	30	23
*Los Angeles (44,122)	29	3
St. Louis (29,527)	16	28
*San Francisco (46,065)	19	31
*Atlanta (37,717)	10	16
	294	401

1986 (7-9)	Saints	Opp.
*Atlanta (67,950)	10	31
*Green Bay (56,383)	24	10
San Francisco (58,297)	17	26
N.Y. Giants (72,765)	17	20
*Washington (57,317)	6	14
Indianapolis (53,512)	17	14
Tampa Bay (43,355)	38	7
N.Y. Jets (44,246)	23	28
*San Francisco (53,234)	23	10
*Los Angeles (62,352)	6	0
St. Louis (32,069)	16	7
Los Angeles (58,600)	13	26
*New England (58,259)	20	21
*Miami (64,761)	27	31
Atlanta (39,994)	14	9
Minnesota (51,209)	17	33
	288	287

1987 (12-3)	Saints	Opp.
*Cleveland (59,900)	28	21
Philadelphia (57,485)	10	27
*Los Angeles (29,745)	37	10
St. Louis (11,795)	19	24
Chicago (46,813)	19	17
*San Francisco (60,497)	22	24
Atlanta (42,196)	38	0
Los Angeles (43,379)	31	14
San Francisco (60,436)	26	24
*N.Y. Giants (67,639)	23	14
Pittsburgh (47,896)	20	16
*Tampa Bay (66,471)	44	34
*Houston (68,257)	24	10
Cincinnati (43,424)	41	24
*Green Bay (68,364)	33	24
	422	283

NFC Wild Card Playoff	
*Minnesota (68,127)	44

1988 (10-6)	Saints	Opp.
*San Francisco (66,357)	33	24
Atlanta (48,901)	29	21
Detroit (37,180)	22	14
*Tampa Bay (66,671)	13	9
*Dallas (68,474)	20	17
San Diego (42,693)	23	17
Seattle (63,569)	20	19
*L.A. Raiders (66,249)	20	6
*L.A. Rams (68,238)	10	12
Washington (54,183)	24	27
L.A. Rams (63,305)	14	10
*Denver (68,075)	42	0
*N.Y. Giants (66,526)	12	13
Minnesota (61,215)	3	45
San Francisco (62,977)	17	30
*Atlanta (60,566)	10	9
	312	283

SAINTS DRAFT TRIVIA

In 23 college drafts (1967-88), the Saints have selected 349 players from 141 different colleges and universities.

BY POSITIONS: 54 running backs, 44 linebackers, 42 wide receivers, 35 cornerbacks, 32 guards, 30 safeties, 27 defensive ends, 24 tackles, 18 tight ends, 18 defensive tackles, 11 quarterbacks, 6 centers, 5 punters and 3 kickers.

BY COLLEGE: 9 from Southern Cal; 8 from Michigan, Missouri, Oklahoma and *Tulane, 6 from LSU, Nebraska, Notre Dame and Tennessee; 5 from Florida, Georgia, Mississippi, Ohio State, Pittsburgh, San Diego State, Southern, Tulsa and Washington State.

*Bart Graves (1971), Steve Barrios (1972), Rusty Lachaussee (1972), Tommy Thibodeaux (1974), Mike Truax (1974), Charles Hall (1975), Marvin Lewis (1982), Treg Songy (1985).

Saints Preseason Results

1967 (5-1)	Saints	Opp.	1977 (5-1)	Saints	Opp.
Los Angeles (26,364) at Anaheim.....	7	16	Chicago (55,163) at Chicago.....	20	14
St. Louis (25,500) at Shreveport.....	23	14	N.Y. Giants (49,900) at New Orleans.....	23	7
Pittsburgh (35,000) at Baton Rouge.....	20	17	Buffalo (66,282) at New Orleans.....	20	17
San Francisco (23,348) at Portland,Ore.....	24	10	N.Y. Jets (49,455) at New Orleans.....	14	20
Miami (11,214) at Charleston, S.C.....	20	17	Miami (39,970) at Miami.....	17	10
Atlanta (67,486) at New Orleans.....	27	14	Houston (49,964) at New Orleans.....	20	16
1968 (2-4)	Saints	Opp.	1978 (2-2)	Saints	Opp.
Los Angeles (29,505) at Anaheim.....	7	21	Philadelphia (30,000) at Mexico City.....	14	7
Boston (57,152) at New Orleans.....	19	0	Miami (54,105) at New Orleans.....	17	31
Houston (42,794) at Houston.....	23	24	Tampa Bay (49,042) at New Orleans.....	3	14
Cleveland (70,045) at New Orleans.....	40	27	Houston (49,554) at Houston.....	17	3
Atlanta (49,832) at Atlanta.....	10	16	1979 (1-3)	Saints	Opp.
Minnesota (23,000) at Shreveport.....	17	20	Miami (44,704) at Miami.....	7	14
1969 (2-4)	Saints	Opp.	Chicago (45,085) at New Orleans.....	6	13
San Diego (31,683) at San Diego.....	7	10	Tampa Bay (49,042) at Tampa.....	7	14
Denver (28,356) at Denver.....	28	22	Houston (54,469) at New Orleans.....	10	7
Pittsburgh (40,000) at Baton Rouge.....	24	34	1980 (1-3)	Saints	Opp.
Atlanta (69,898) at New Orleans.....	21	17	St. Louis (57,923) at New Orleans.....	17	13
Houston (79,937) at New Orleans.....	14	30	Houston (43,376) at Houston.....	17	20
Detroit (30,312) at Detroit.....	7	42	Detroit (49,631) at Detroit.....	17	40
1970 (4-2)	Saints	Opp.	Miami (50,635) at New Orleans.....	0	20
Minnesota (17,932) at Canton.....	14	13	1981 (3-1)	Saints	Opp.
Houston (46,223) at Houston.....	19	10	Baltimore (46,792) at New Orleans.....	24	23
Detroit (76,778) at New Orleans.....	17	31	Houston (67,562) at New Orleans.....	27	7
Boston (32,000) at Jackson.....	26	20	Philadelphia (28,001) at Syracuse, N.Y.....	6	37
N.Y. Jets (78,581) at New Orleans.....	14	27	Detroit (52,090) at New Orleans.....	20	17
San Diego (63,904) at New Orleans.....	20	14	1982 (1-3)	Saints	Opp.
1971 (0-6)	Saints	Opp.	Houston (44,599) at Houston.....	20	22
Buffalo (35,758) at Buffalo.....	10	14	Kansas City (46,585) at New Orleans.....	6	3
Dallas (73,560) at Dallas.....	21	36	Cleveland (55,689) at New Orleans.....	17	20
Kansas City (70,459) at New Orleans.....	7	27	Minnesota (59,810) at Minneapolis.....	21	24
San Diego (35,405) at San Diego.....	7	22	1983 (3-2)	Saints	Opp.
Philadelphia (60,487) at New Orleans.....	0	34	Pittsburgh (23,909) at Canton, Ohio.....	14	27
Houston (60,971) at New Orleans.....	17	24	Tampa Bay (53,111) at Tampa.....	17	20
1972 (1-4-1)	Saints	Opp.	Miami (38,735) at Miami.....	19	17
Philadelphia (53,372) at Philadelphia.....	13	10	Houston (60,430) at New Orleans.....	20	13
Buffalo (66,762) at New Orleans.....	7	30	N.Y.Jets (58,176) at New Orleans.....	17	10
Dallas (81,070) at New Orleans.....	7	16	1984 (3-1)	Saints	Opp.
San Diego (64,506) at New Orleans.....	14	13	Kansas City (34,230) at Kansas City.....	34	20
Pittsburgh (43,302) at Memphis.....	7	56	Atlanta (58,502) at New Orleans.....	31	21
Houston (44,571) at Houston.....	14	14	Houston (45,522) at Houston.....	31	19
1973 (1-5)	Saints	Opp.	Washington (52,040) at New Orleans.....	9	14
Kansas City (67,216) at Kansas City.....	6	12	1985 (1-3)	Saints	Opp.
Miami (80,050) at Miami.....	13	24	New England (27,014) at New England.....	32	20
Dallas (61,022) at Dallas.....	14	14	Houston (53,491) at New Orleans.....	20	23
New England (64,131) at New Orleans.....	6	31	Tampa Bay (49,337) at New Orleans.....	10	14
N.Y. Jets (67,434) at New Orleans.....	17	28	San Diego (40,462) at San Diego.....	20	21
Houston (62,339) at New Orleans.....	16	10	1986 (2-2)	Saints	Opp.
1974 (3-3)	Saints	Opp.	Denver (47,408) at Denver.....	10	38
Pittsburgh (45,339) at New Orleans.....	7	26	New England (54,364) at New Orleans.....	34	24
Miami (41,524) at Miami.....	20	45	Houston (38,617) at Houston.....	13	10
New England (20,456) at Foxboro.....	3	7	Kansas City (47,945) at New Orleans.....	13	10
Dallas (56,563) at New Orleans.....	16	7	1987 (3-1)	Saints	Opp.
N.Y. Jets (59,829) at New Orleans.....	24	7	Minnesota (52,884) at New Orleans.....	23	17
Houston (35,103) at Houston.....	24	16	Houston (51,562) at New Orleans.....	13	16
1975 (2-4)	Saints	Opp.	Pittsburgh (46,770) at New Orleans.....	31	28
Houston (72,434) at New Orleans.....	7	13	Cincinnati (46,289) at Cincinnati.....	26	14
Denver (40,089) at New Orleans.....	24	21	1988 (2-2)	Saints	Opp.
Miami (61,253) at New Orleans.....	10	20	Minnesota (47,624) at Minnesota.....	23	20
Baltimore (60,643) at New Orleans.....	27	3	Phoenix (51,987) at Phoenix.....	33	28
Pittsburgh (47,341) at Pittsburgh.....	3	24	Indianapolis (54,117) at Indianapolis.....	6	18
Cincinnati (48,453) at Cincinnati.....	0	20	Pittsburgh (56,174) at New Orleans.....	28	31
1976 (4-2)	Saints	Opp.			
Pittsburgh (56,039) at New Orleans.....	14	24			
Houston (38,675) at Houston.....	13	10			
Buffalo (36,110) at Buffalo.....	21	14			
Baltimore (38,879) at Baltimore.....	26 OT	20			
Cincinnati (60,044) at New Orleans.....	13	10			
Miami (63,383) at New Orleans.....	7	20			

Saints Standings

1967	(Capital Division, 4th place)	Dallas 9 5 0 .643 Philadelphia 6 7 1 .462 Washington 5 6 3 .455 New Orleans 3 11 0 .214
1968	(Century Division, 3rd place)	Cleveland 10 4 0 .714 St. Louis 9 4 1 .692 New Orleans 4 9 1 .308 Pittsburgh 2 11 1 .154
1969	(Capitol Division, 3rd place)	Dallas 11 2 1 .846 Washington 7 5 2 .583 New Orleans 5 9 0 .357 Philadelphia 4 9 1 .308
1970	(Western Division, 4th place)	San Francisco 10 3 1 .769 San Angeles 8 5 1 .615 Atlanta 4 8 2 .333 New Orleans 2 11 1 .154
1971	(Western Division, 4th place)	San Francisco 9 5 0 .643 Los Angeles 8 5 1 .615 Atlanta 7 6 1 .538 New Orleans 4 8 2 .333
1972	(Western Division, 4th place)	San Francisco 9 5 0 .615 Atlanta 7 7 0 .500 Los Angeles 6 7 1 .464 New Orleans 2 11 1 .154
1973	(Western Division, 3rd place)	Los Angeles 12 2 0 .857 Atlanta 9 5 0 .643 New Orleans 5 9 0 .357 San Francisco 5 9 0 .357
1974	(Western Division, 3rd place)	Los Angeles 10 4 0 .714 San Francisco 6 8 0 .429 New Orleans 5 9 0 .357 Atlanta 3 11 0 .214
1975	(Western Division, 4th place)	Los Angeles 12 2 0 .857 San Francisco 5 9 0 .357 Atlanta 4 10 0 .286 New Orleans 2 12 0 .143
1976	(Western Division, 3rd place)	Los Angeles 10 3 1 .750 San Francisco 8 6 0 .571 New Orleans 4 10 0 .286 Atlanta 4 10 0 .286 Seattle 2 12 0 .143
1977	(Western Division, 4th place)	Los Angeles 10 4 0 .714 Atlanta 7 7 0 .500 San Francisco 5 9 0 .357 New Orleans 3 11 0 .214
1978	(Western Division, 3rd place)	Los Angeles 12 4 0 .750 Atlanta 9 7 0 .563 New Orleans 7 9 0 .438 San Francisco 2 14 0 .125
1979	(Western Division, 2nd place)	Los Angeles 9 7 0 .563 New Orleans 8 8 0 .500 Atlanta 6 10 0 .375 San Francisco 2 14 0 .125
1980	(Western Division, 4th place)	Atlanta 12 4 0 .750 Los Angeles 11 5 0 .687 San Francisco 6 10 0 .375 New Orleans 1 15 0 .062
1981	(Western Division, 4th place)	San Francisco 13 3 0 .813 Atlanta 7 9 0 .438 Los Angeles 6 10 0 .375 New Orleans 4 12 0 .250
1982	(Western Division, 2nd place)	Atlanta 5 4 0 .556 New Orleans 4 5 0 .444 San Francisco 3 6 0 .333 Los Angeles 2 7 0 .222
1983	(Western Division, 3rd place)	San Francisco 10 6 0 .625 Los Angeles 9 7 0 .563 New Orleans 8 8 0 .500 Atlanta 7 9 0 .438
1984	(Western Division, 3rd place)	San Francisco 15 1 0 .938 Los Angeles 10 6 0 .625 New Orleans 7 9 0 .438 Atlanta 4 12 0 .250
1985	(Western Division, 3rd place)	Los Angeles 11 5 0 .687 San Francisco 10 6 0 .625 New Orleans 5 11 0 .313 Atlanta 4 12 0 .250
1986	(Western Division, 4th place)	San Francisco 10 5 1 .656 Los Angeles 10 6 0 .625 Atlanta 7 8 1 .469 New Orleans 7 9 0 .438
1987	(Western Division, 2nd place)	San Francisco 13 2 0 .867 New Orleans 12 3 0 .800 Los Angeles 6 9 0 .400 Atlanta 3 12 0 .200
1988	(Western Division, 3rd place)	San Francisco 10 6 0 .625 Los Angeles 10 6 0 .625 New Orleans 10 6 0 .625 Atlanta 5 11 0 .313

SAINTS DRAFT CHOICES

1967

- 1a. traded to Baltimore
- 1b. Leslie Kelley, lb.....Alabama
- 2a. James (Bo) Burris, s.....Houston
- 2b. John Gilliam, rb.....South Carolina State
- 2c. David Rowe, de.....Penn State
- 3a. traded to Baltimore
- 3b. Del Williams, g.....Florida State
- 3c. Ben Hart, wr.....Oklahoma
- 4a. Ron Widby, p.....Tennessee
- 4b. Bill Carr, c.....Florida
- 4c. Tom Stangle, t.....Dayton
- 5a. Don McCall, rb.....USC
- 5b. John Douglas, cb.....Texas Southern
- 6a. John Harvey, g.....Kansas
- 6b. Charles (Bo) Wood, lb.....North Carolina
- 7a. Gary Hertzog, g.....Williamette
- 7b. Bob McKelvey, lb.....Northwestern
- 8a. Sam Harris, te.....Colorado
- 8b. Barry Siler, lb.....Albion
- 9a. Tim Lavens, te.....Idaho
- 9b. Eugene Ross, cb.....Oklahoma
- 10a. Charles Brown, rb.....Missouri
- 10b. Roosevelt Robertson, te.....North Carolina College
- 11a. Jim Benson, g.....Florida
- 11b. Bernard Corbin, cb.....Alabama A&M
- 12a. Ronnie Pack, g.....Texas Tech
- 12b. John Robinson, wr.....Tennessee A&I
- 13a. Bill Stetz, lb.....Boston College
- 13b. Gary Grossnickle, s.....Missouri
- 14a. Jim Hester, te.....North Carolina
- 14b. George Stetter, cb.....Virginia
- 15a. John Snow, dt.....Wake Forest
- 15b. Darrell Johnson, rb.....Lamar
- 16a. Marcus Rhoden, rb.....Mississippi State
- 16b. Bruce Cortez, cb.....Parsons College
- 17a. Dan Abramowicz, wr.....Xavier (Ohio)
- 17b. Billy Bob Stewart, lb.....SMU (choice acquired from Baltimore)
- 17c. Jim Walker, s.....Providence

1968

- 1a. traded to Green Bay
- 1b. Kevin Hardy, de.....Notre Dame (choice acquired from Minnesota)
2. choice to Los Angeles for joining scouting combine
3. Dave Szmakowski, wr.....West Texas State
- 4b. Willie Crittendon, dt.....Tulsa
- 4b. Dan Sartin, g.....Mississippi
5. Ronnie Lee South, qb.....Arkansas
6. traded to San Francisco
- 7a. Ray Phillips, g.....Michigan (choice acquired from Detroit)
- 7b. Eugene Howard, cb.....Langston
8. Dick Swatland, g.....Notre Dame
9. Joe Blake, g.....Tulsa
10. Doug Robinson, s.....Iowa State
11. Bennie Blocker, rb.....South Carolina State
12. John Beck, cb.....San Diego State

13. Kayo Trepanier, t.....Montana State
14. Herbert Covington, rb.....Memphis State
15. Wilmer Cooks, rb.....Colorado
16. Elie Ghattas, g.....Ball State
17. Jim Ferguson, lb.....USC

1969

- 1a. traded to San Francisco
- 1b. John Shinnors, g.....Xavier (Ohio) (choice acquired from Minnesota)
- 2a. traded to Baltimore
- 2b. Richard Neal, de.....Southern (choice acquired from St. Louis)
3. traded to Detroit
- 4a. Dennis Hale, s.....Minnesota
- 4b. Bob Hudspeth, t.....Southern Illinois (choice acquired from Dallas)
5. Tony Kyasky, s.....Syracuse
- 5b. Keith Christensen, t.....Kansas (choice acquired from New York Giants)
6. Bob Miller, te.....USC
7. traded to Baltimore
8. Jim Lawrence, wr.....USC
9. Joe Owens, lb.....Alcorn State
10. McKinley Reynolds, rb.....Hawaii
11. Tommy Morel, wr.....LSU
12. Tom Broadhead, rb.....Santa Barbara State
13. Joe Robillard, cb.....Linfield (Oregon)
14. Gary Loyd, p.....California Lutheran
15. Bill Waller, wr.....Xavier (Ohio)
16. Edd Hargett, qb.....Texas A&M
17. Chico Kurzawski, s.....Northwestern

1970

1. Ken Burrough, wr.....Texas Southern
2. traded to Cleveland
3. Clovis Swinney, de.....Arkansas State
4. Delles Howell, cb.....Grambling
- 5a. Glenn Cannon, s.....Mississippi (choice acquired from Chicago)
- 5b. traded to Washington
- 5c. Steve Ramsey, qb.....North Texas State (choice acquired from Los Angeles)
6. Mel Easley, cb.....Oregon State
7. Lon Woodard, de.....San Diego State
8. Lawrence Estes, de.....Alcorn State
9. Jim Otis, rb.....Ohio State
10. Jim Brumfield, rb.....Indiana State
11. Gary Klar, lb.....Arizona
12. Willie Davenport, cb.....Southern
13. selection declared ineligible
14. Doug Sutherland, de.....Wisconsin-Superior
15. Jim Vest, de.....Washington State
16. Cliff Gasper, dt.....Grambling
17. Doug Wyatt, s.....Tulsa

1971

1. Archie Manning, qb.....Mississippi
- 2a. traded to Chicago
- 2b. Sam Holden, t.....Grambling (choice acquired from Houston)

3. Bivian Lee, cb.....Prairie View
- 4a. traded to Dallas
- 4b. Carlos Bell, te.....Houston
- 4c. Wimpy Winther, c.....Mississippi (choice acquired from Washington)
- 4d. D'artagnan Martin, cb.....Kentucky State
- 4e. Don Morrison, t.....Texas-Arlington
5. traded to Pittsburgh
6. Don Morehead, rb.....Michigan
- 7a. Larry DiNardo, g.....Notre Dame
- 7b. Bob Newland, wr.....Oregon (choice acquired from Kansas City)
- 8a. traded to Pittsburgh
- 8b. James Elder, cb.....Southern (choice acquired from Washington)
- 8c. Bob Gresham, rb.....West Virginia (choice acquired from Oakland)
9. Tom Williams, s.....Williamette
10. Rocky Pamplin, rb.....Hawaii
11. Bob Pollard, de.....Weber State
12. Ron Gathright, cb.....Morehead State
13. Don Burchfield, te.....Ball State
14. Bobby Scott, qb.....Tennessee
15. Bart Graves, de.....Tulane
16. Craig Robinson, t.....Houston
17. Hermann Eban, wr.....Oklahoma State

1972

1. Royce Smith, g.....Georgia
- 2a. traded to Oakland
- 2b. Willie Hall, lb.....USC
- 3a. Bob Kuziel, c.....Pittsburgh
- 3b. Tom Myers, s.....Syracuse
- 4a. Mike Crangle, de.....Tennessee-Martin
- 4b. Joe Federspiel, lb.....Kentucky (choice acquired from Kansas City)
- 4c. Mike Coleman, de.....Knoxville College
- 5a. Bill Butler, rb.....Kansas State (choice acquired from Green Bay)
- 5b. Carl Johnson, t.....Nebraska
- 5c. Bo Davies, s.....South Carolina (choice acquired from Baltimore)
- 6a. Wayne Dorton, g.....Arkansas State
- 6b. Curt Watson, rb.....Tennessee (choice acquired from Oakland)
7. Ernie Jackson, cb.....Duke
8. Ron Vinson, wr.....Abilene Christian
9. Kent Branstetter, dt.....Houston
10. Andy Kupp, g.....Idaho
11. Paul Dongieux, lb.....Mississippi
12. Steve Lockhart, te.....Arkansas State
13. Cephus Weatherspoon, wr.....Ft. Lewis
14. Steve Barrios, wr.....Tulane
15. Rusty Lachaussee, qb.....Tulane
16. Joe Balthrop, g.....Tennessee
17. Dick Graham, wr.....Oklahoma State

1973

1. traded to Baltimore
- 2a. Derland Moore, de.....Oklahoma
- 2b. Steve Baumgartner, de.....Purdue (choice acquired from New York Jets)
- 3a. traded to Washington
- 3b. Pete Van Valkenburg, rb.....Brigham Young (choice acquired from New York Jets)
- 4a. traded to Detroit

- 4b. Jim Merlo, lb.....Stanford (choice acquired from Baltimore)
5. traded to Denver
- 6a. traded to Washington
- 6b. Marty Shufford, rb.....Arizona
7. Billy Cahill, s.....Washington
- 8a. Bob Peterson, g.....Utah
- 8b. Doug Winslow, wr.....Drake (choice acquired from Washington)
9. Mike Fink, cb.....Missouri
10. Jeff Horsley, rb.....North Carolina Central
11. James Owens, rb.....Auburn
12. Paul Orndorff, te.....Tampa
13. Richard Watkins, dt.....Weber State
14. Paul Fersen, t.....Georgia
15. Mike Evenson, c.....North Dakota State
16. Howard Stevens, rb.....Louisville
17. Bobby Garner, te.....Winston-Salem

1974

1. Rick Middleton, lb.....Ohio State (swapped #1 choices from Detroit)
2. Paul Seal, te.....Michigan
3. traded to Cincinnati
- 4a. traded to Minnesota
- 4b. Paul McNeil, rb.....USC
- 5a. traded to Cincinnati
- 5b. Joel Parker, wr.....Florida (choice acquired from San Francisco)
- 5c. Terry Schmidt, cb.....Ball State (choice acquired from Atlanta)
6. traded to Detroit
7. traded to Minnesota
8. Alvin Maxson, rb.....SMU
9. Phil LaPorta, t.....Penn State
- 10a. Frosty Anderson, wr.....Nebraska (choice acquired from Houston)
- 10b. Tommy Thibodeaux, g.....Tulane
11. Kent Merritt, wr.....Virginia
12. James Buckmon, de.....Pittsburgh
13. Mike Truax, lb.....Tulane
14. Kent Marshall, s.....TCU
15. Larry Cipa, qb.....Michigan
16. Don Coleman, lb.....Michigan
17. Marvin Williams, wr.....Western Illinois

1975

- 1a. Larry Burton, wr.....Purdue
- 1b. Kurt Schumacher, g.....Ohio State (choice acquired from Jets for Billy Newsome)
2. Lee Gross, c.....Auburn
- 3a. Andrew Jones, rb.....Washington State (choice acquired from Minnesota)
- 3b. Elois Grooms, de.....Tennessee Tech
- 4a. traded to San Francisco
- 4b. John Starkebaum, s.....Nebraska (choice acquired from Philadelphia)
- 4c. Charles Hall, de.....Tulane (choice acquired from St. Louis)
5. traded to Chicago
6. Mike Lemon, lb.....Kansas
7. Steve Rogers, rb.....LSU
8. traded to St. Louis
9. Mike Strachan, rb.....Iowa State
10. Chuck Heater, rb.....Michigan

11. Danny Lee, p N.E. Louisiana
12. Ron Gustafson, wr North Dakota State
13. Jim Upchurch, rb Arizona
14. Randy Rhino, cb Georgia Tech
15. Grant Burget, rb Oklahoma
16. Mike McDonald, lb Catawba
17. Greg Westbrook, lb Colorado

1976

1. Chuck Muncie, rb California
2. Tony Galbreath, rb Missouri
3. Bob Simmons, t Texas
4. Tinker Owens, wr Oklahoma
5. Scott Parrish, t Utah State
6. Terry Stieve, g Wisconsin
7. Ed Bauer, g Notre Dame
8. Craig Cassidy, db Ohio State
9. Warren Peiffer, dt Iowa
10. Junior Hardin, lb Eastern Kentucky
11. Greg Kokal, qb Kent State
12. Milton Butts, t North Carolina State
13. Kenny Downing, db Missouri
14. Rich Hucke, de Western Montana
15. Steve Seminoff, dt Wichita State
16. Gene Jones, t Bowling Green
17. Scott McDonald, te West Virginia

1977

1. Joe Campbell, de Maryland
2. Mike Fultz, dt Nebraska
3. Robert Watts, lb Boston College
4. traded to Los Angeles for LB Ken Bordelon
- 5a. Dave Lafaty, t Purdue
- 5b. Dave Hubbard, t Brigham Young (choice acquired from Baltimore)
- 6a. Cliff Parsley, p Oklahoma State
- 6b. Tom Schick, g Maryland (choice acquired from Los Angeles)
7. Greg Boykin, rb Northwestern
8. Jimmy Stewart, s Tulsa
9. Dave Knowles, t Indiana
10. Rafael Septien, k S.W. Louisiana
11. John Blair, t San Jose State
12. Oakley Dalton, dt Jackson State

1978

1. Wes Chandler, wr Florida
2. James Taylor, t Missouri
3. Barry Bennett, dt Concordia (Minn.)
4. Don Schwartz, s Washington State
5. Eric Felton, cb Texas Tech
- 6a. Mike Rieker, qb Lehigh
- 6b. Francis Chesley, lb Wyoming
7. traded to New York Jets for de Richard Neal
8. Brooks Williams, te North Carolina
9. Richard Carter, cb North Carolina State
10. traded to New York Giants for lb Pat Hughes
- 11a. Nathan Besaint, dt Southern
- 11b. David Riley, rb West Virginia (choice acquired from Seattle)
12. Larry Hardy, te Jackson State

1979

1. Russell Erxleben, k-p Texas
2. Reggie Mathis, lb Oklahoma

3. traded to Miami as compensation for signing DE Don Reese
4. Jim Kovach, lb Kentucky
5. Harlan Huckleby, rb Michigan
6. Ricky Ray, cb Norfolk State
7. Stan Sytsma, lb Minnesota
8. Doug Panfil, g Tulsa
9. traded to Kansas City for dt Keith Simons
10. traded to Oakland for LB Floyd Rice
11. David Hall, wr Missouri-Rolla
12. Kelsey Finch, rb Tennessee

1980

1. Stan Brock, t Colorado
2. David Waymer, cb Notre Dame
3. traded to Minnesota for T Steve Riley
4. Mike Jolly, db Michigan
5. traded to Minnesota for T Steve Riley
6. Lester Boyd, lb Kentucky
7. Mike Morucci, rb Bloomsburg State
8. Chuck Evans, lb Stanford
9. Frank Mordica, rb Vanderbilt
10. Tanya Webb, de Michigan State
11. George Woodard, rb Texas A&M
12. Kiser Lewis, lb Florida A&M

1981

1. George Rogers, rb South Carolina
1. Dave Wilson, qb Illinois (Supplemental '82 draft choice)
- 2a. Russell Gary, db Nebraska
- 2b. Rickey Jackson, lb Pittsburgh (choice acquired from San Diego)
- 3a. Frank Warren, de Auburn
- 3b. Hoby Brenner, te USC (choice acquired from Minnesota)
4. traded to Miami for qb Guy Benjamin
- 5a. Louis Oubre, g Oklahoma
- 5b. Jerry Boyarsky, nt Pittsburgh (choice acquired from Minnesota)
- 6a. Nat Hudson, g Georgia
- 6b. Johnnie Poe, cb Missouri (choice acquired from Oakland)
- 6c. Glen Redd, t Brigham Young
7. Kevin Williams, wr USC
- 8a. traded to New England for g Sam Adams
- 8b. Gene Gladys, lb Penn State (choice acquired from Buffalo)
- 8c. Kevin Evans, db Arkansas (choice acquired from San Diego)
9. Toussaint Tyler, rb Washington
10. Hokie Gajan, rb LSU
11. Lester Mickens, wr Kansas
12. Jim Wilks, dt San Diego State

1982

1. Lindsay Scott, wr Georgia (choice acquired from San Diego)
2. Brad Edelman, c Missouri
- 3a. Rodney Lewis, cb Nebraska
- 3b. Eugene Goodlow, wr Kansas State (choice acquired from Minnesota)
- 3c. Kenny Duckett, wr Wake Forest (choice acquired from Washington)
- 3d. John Krimm, db Notre Dame (choice acquired from San Diego)

4. Morten Andersen, k Michigan State
5. Tony Elliott, nt North Texas State
6. Marvin Lewis, rb Tulane
7. to Miami for qb Guy Benjamin
8. Chuck Slaughter, t South Carolina
- 9-12. traded to Washington

1983

1. traded to Green Bay for de Bruce Clark
2. Steve Korte, g Arkansas
- 3a. John Tice, te Maryland
- 3b. Cliff Austin, rb Clemson (choice acquired from St. Louis)
4. traded to Buffalo
5. Gary Lewis, dt Oklahoma State
6. to Cincinnati for te Don Bass
7. to Kansas City for lb Whitney Paul
8. David Greenwood, db Wisconsin
- 9-12. traded to New England

1984

1. traded to New York Jets for qb Richard Todd
2. James Geathers, dt Wichita State
- 3a. Terry Hoage, db Georgia (choice acquired from Buffalo)
- 3b. Tyrone Anthony, rb North Carolina
- 4a. to Denver for g Kelvin Clark
- 4b. Joel Hilgenberg, c Iowa (choice acquired from New England)
5. Jitter Fields, kr Texas
6. Don Thorp, nt Illinois
7. traded to Raiders for past consideration
8. Clemon Terrell, rb Southern Mississippi
9. Brian Hansen, p Sioux Falls College
10. Paul David Gray, lb Western Kentucky
11. Michel Bourgeois, de Boise State
12. Byron Nelson, t Arizona

1984 USFL SUPPLEMENTAL DRAFT

1. Vaughan Johnson, lb North Carolina State
2. Mel Gray, rb Purdue
3. Steve Bearden, lb Vanderbilt

1985

1. traded to Houston for rb Earl Campbell
1. Alvin Toles, lb Tennessee
2. Daren Gilbert, t Cal State-Fullerton
3. Jack Del Rio, lb USC
4. Billy Allen, db Florida State
5. To Washington in George Rogers trade
6. to Atlanta for te Junior Miller
7. Eric Martin, wr LSU
8. Joe Kohlbrand, lb Miami
9. Earl Johnson, db South Carolina
10. To Washington in George Rogers trade
11. To Washington in George Rogers trade
12. Treg Songy, db Tulane

1986

1. Jim Dombrowski, t Virginia
2. Dalton Hilliard, rb LSU
- 3a. Rueben Mayes, rb Washington State (choice acquired from Tampa Bay)
- 3b. Pat Swilling, lb Georgia Tech
- 3c. Barry Word, rb Virginia (choice acquired from Indianapolis)
4. Kelvin Edwards, wr Liberty Baptist
5. Reggie Sutton, cb Miami
6. Robert Thompson, wr Youngstown State
7. Gill Fenerty, rb Holy Cross
8. Filipo Mokofisi, lb Utah
9. Merlon Jones, lb Florida A&M
10. Jonathan Dumbauld, de Kentucky
11. Patrick Swoopes, nt Mississippi State
12. Sebastian Brown, wr Bethune-Cookman

1987

1. Shawn Knight, de Brigham Young
2. Lonzell Hill, wr Washington
3. Michael Adams, cb Arkansas State
4. Steve Trapilo, g Boston College
5. Milton Mack, db Alcorn State
6. Thomas Hensley, wr Stanford
7. Gene Atkins, cb Florida A&M
8. Toi Cook, cb Stanford
9. Scott Leach, lb Ohio State
10. Robert Clark, wr North Carolina Central
11. Arthur Wells, te Grambling
12. Tyrone Sorrells, g Georgia Tech

1988

1. Craig Heyward, fb Pittsburgh
2. Brett Perriman, wr Miami
3. Tony Stephens, nt Clemson
4. Lydell Carr, fb Oklahoma
- 5a. Greg Scales, te Wake Forest (from Kansas City for LB Jack Del Rio)
- 5b. Keith Taylor, db Illinois
6. Bob Sims, g Florida
7. Brian Forde, lb Washington St.
8. Glenn Derby, t Wisconsin
9. Clarence Nunn, cb San Diego St.
- 10a. Todd Santos, qb San Diego St. (choice acquired from Denver)
- 10b. Vincent Fizer, lb Southern
11. Gary Couch, wr Minnesota
12. Paul Jurgensen, de Georgia Tech

1989

1. Wayne Martin, de Arkansas
2. Robert Massey, cb North Carolina Central
3. Kim Phillips, cb North Texas State
4. Michael Mayes, cb LSU
5. Kevin Haverdink, t Western Michigan
6. Floyd Turner, wr Northwestern La.
7. David Griggs, lb Virginia
8. Fred Hadley, wr Mississippi State
9. Jerry Leggett, lb Cal-State-Fullerton
10. Joe Henderson, rb Iowa State
11. Calvin Nicholson, cb Oregon State
12. Michael Cadore, wr Eastern Kentucky

SAINTS ALUMNI ROSTER

COACHES

Amadee, Lynn—LSU.....	1973
Barnes, Billy Ray—Wake Forest.....	1969-70, 1975
Beake, John—Trenton St.....	1976-77
Beard, Ed—Tennessee.....	1978-80
Biles, Ed—Miami (Ohio).....	1969-70
Buchanan, Buck—Grambling.....	1976-77
Campbell, Whitley—Miami.....	1978-80
Champion, Jim—Mississippi St.....	1971-72
Cummings, Bob—Vanderbilt.....	1973-75
Dickson, George—Notre Dame.....	1967-70
Ecklund, Brad—Oregon.....	1968-70
Erkenbeck, Jim—San Diego St.....	1966
Everest, Andy—Texas-El Paso.....	1981-85
Faulkner, Jack—Miami (Ohio).....	1967-69
Fears, Tom—UCLA.....	1967-70
Franklin, Chet—Utah.....	1978-79
Garrett, Jim—Utah State.....	1976-77
Glick, Fred—Colorado St.....	1968-71
Hatley, Mark—Oklahoma St.....	1985
Heffner, Ernie—Duquesne.....	1975
Heinrich, Don—Washington.....	1969-70
Hewgley, Wimp—Wyoming.....	1974-75
Hill, Bob—Jackson State.....	1978-79
Hill, King—Rice.....	1981-85
Hughes, Ed—Tulsa.....	1978-80
Khayat, Ed—Tulane.....	1967-70
Kotite, Rich—Wagner.....	1977
Ledbetter, Bob—Mississippi Industrial.....	1974-75
Levra, John—Pittsburg (Kan.).....	1981-85
McHan, Lamar—Arkansas.....	1974-75, 1978-84
Matuszak, Marv—Tulsa.....	1971-73
Mauk, Carl—Southern Illinois.....	1982-85
Nicolaou, Nick—Southern Connecticut.....	1980
Nolan, Dick—Maryland.....	1977-80
North, John—Vanderbilt.....	1973-75
Phillips, Jim (Red)—Auburn.....	1973-75
Phillips, O.A. (Bum)—S.F. Austin.....	1981-85
Phillips, Wade—Houston.....	1981-85
Pratt, Tom—Miami.....	1978-80
Riecke, Lou—LSU.....	1980
Richardson, Harold—SMU.....	1981-85
Roberts, J.D.—Oklahoma.....	1967-68, 1971-73
Roy, Alvin—LSU.....	1976-77
Royer, Jim—Navy.....	1976-77
Ruffiglano, Sam—Tulsa.....	1967-68
Shaw, Bob—Ohio State.....	1971-72
Shipp, Ken—Middle Tennessee St.....	1974-76
Shively, Doug—Kentucky.....	1974-76
Smith, Jerry—Wisconsin.....	1969-70
Spencer, Joe—Oklahoma St.....	1981-85
Stanfel, Dick—San Francisco.....	1976-80
Stram, Hank—Purdue.....	1976-77
Tate, Charlie—Florida.....	1971
Van Zandt, Lance—Lamar.....	1981-84
White, Dixie—Texas Tech.....	1973
Whitehead, Bud—Florida St.....	1971-75
Wiggin, Paul—Stanford.....	1978-79
Wood, Dick—Auburn.....	1976-77
Young, John Paul—Texas-El Paso.....	1981-85
Yowsary, Walt—Kentucky.....	1967-68
Zapalac, Willie—Texas A&M.....	1981-85

PLAYERS

A	
Abramowicz, Dan (WR)—Xavier (Ohio).....	1967-73
Absher, Dick (LB)—Maryland.....	1969-71
Adams, Michael (DB)—Arkansas St.....	1987-88
Adams, Sam (G)—Prairie View.....	1981
Adkins, Margene (WR)—Henderson J.C.....	1972
Alexander, Vincent (FB)—Southern Miss.....	1987
Anderson, Dick (T)—Ohio St.....	1967
Anderson, Gary (G)—Stanford.....	1978
Andrus, Sheldon (NT)—Nicholls State.....	1986-87
Anthony, Tyrone (RB)—North Carolina.....	1984-85
Askson, Bert (TE)—Texas Southern.....	1973
Athas, Pete (S)—Tennessee.....	1976
Atkins, Doug (DE)—Tennessee.....	1967-69
Austin, Cliff (RB)—Clemson.....	1983
B	
Baker, Melvin (WR)—Michigan.....	1975
Baker, Tony (RB)—Iowa St.....	1968-71
Banks, Gordon (WR)—Stanford.....	1980-81
Barnhardt, Tommy (P)—North Carolina.....	1987
Barnwell, Malcolm (WR)—Virginia Union.....	1985
Barrington, Tom (RB)—Ohio St.....	1967-70
Bass, Don (TE)—Houston.....	1982
Baumgartner, Steve (DE)—Purdue.....	1973-76
Beasley, John (TE)—California.....	1973-74
Bell, Carlos (TE)—Houston.....	1971
Benjamin, Guy (QB)—Stanford.....	1980
Bennett, Barry (DE)—Concordia (Minn.).....	1978-81
Bennett, Monte (DT)—Kansas State.....	1981
Benson, Cliff (TE)—Purdue.....	1987-88
Beverly, Dwight (RB)—Illinois.....	1987
Blanchard, Tom (P)—Oregon.....	1974-78
Board, Dwaine (DE)—North Carolina A&T.....	1988
Boeke, Jim (T)—Heidelberg.....	1968
Bordelon, Ken (LB)—LSU.....	1975-83
Bosarge, Wade (DB)—Tulsa.....	1977
Boyarsky, Jerry (NT)—Pittsburgh.....	1981
Boyd, Greg (S)—Arizona.....	1974
Boykin, Greg (RB)—Northwestern.....	1977
Brannon, Robert (DE)—Arkansas.....	1987
Brewer, Johnny (LB)—Mississippi.....	1968-70
Brown, Bob (TE)—Alcorn A&M.....	1972-73
Brown, Charlie (RB)—Missouri.....	1967-68
Brown, Ray (SS)—West Texas St.....	1978-80
Burchfield, Don (TE)—Ball St.....	1971
Burke, Vern (TE)—Oregon St.....	1967
Burkett, Jackie (LB)—Auburn.....	1967-70
Burns, Ed (QB)—Nebraska.....	1978-80
Burris, Bo (S)—Houston.....	1967-69
Burroughs, Ken (WR)—Texas Southern.....	1970
Burton, Larry (WR)—Purdue.....	1975-77
Butler, Bill (RB)—Kansas State.....	1972-74
Butler, Skip (K)—Texas-Arlington.....	1971
C	
Carr, Tom (DE)—Morgan St.....	1968
Campbell, Earl (RB)—Texas.....	1984-85
Campbell, Joe (DE)—Maryland.....	1977-80
Campen, James (C/G)—Tulane.....	1987-88
Capone, Warren (LB)—LSU.....	1976
Carter, David (G)—Western Kentucky.....	1984-85
Cassady, Craig (DB)—Ohio St.....	1976-77
Caster, Rich (TE)—Jackson St.....	1981
Chambers, Rusty (LB)—Tuland.....	1976
Chandler, Wes (WR)—Florida.....	1978-81
Chapman, Clarence (CB)—Eastern Mich.....	1976-80
Chapman, Gil (WR)—Michigan.....	1975
Childs, Henry (TE)—Kansas.....	1974-80
Cipa, Larry (QB)—Michigan.....	1974-75
Clark, Bruce (DE)—Penn State.....	1982-88
Clark, Kelvin (G)—Nebraska.....	1982-85

Clark, Robert (WR)—N.C. Central.....	1987-88
Cody, Bill (LB)—Auburn.....	1967-70
Cofer, Mike (K)—North Carolina State.....	1987
Colchico, Dan (DE)—San Jose St.....	1969
Coleman, Don (LB)—Michigan.....	1974-75
Collins, Larry (RB)—Texas A&I.....	1980
Colman, Wayne (LB)—Temple.....	1969-75
Commiskey, Chuck (G)—Mississippi.....	1986-88
Contz, Bill (T)—Penn State.....	1986-88
Coomb, Larry (C)—Idaho.....	1980
Cordileone, Lou (DT)—Clemson.....	1967-68
Cordill, Ollie (P)—Memphis St.....	1969
Cortez, Bruce (CB)—Parsons.....	1967
Crangle, Mike (DE)—Tennessee-Martin.....	1972
Creech, Bob (LB)—TCU.....	1973
Crist, Chuck (S)—Penn St.....	1975-77
Croom, Sylvester (C)—Alabama.....	1975
Crosby, Ron (LB)—Penn St.....	1978
Cunningham, Carl (LB)—Houston.....	1971
Cuzzo, Gary (QB)—Virginia.....	1967

D	
Dalton, Oakley (DT)—Jackson St.....	1977
Davis, Bob (QB)—Virginia.....	1973
Davis, Dave (WR)—Tennessee St.....	1974
Davis, Dick (RB)—Nebraska.....	1970
Davis, Norman (G)—Grambling.....	1969
Davis, Ted (LB)—Georgia Tech.....	1967-69
Dawsey, Stacey (WR)—Indiana.....	1987
DeForest, Joe (LB)—Southwestern La.....	1987
DeGrenier, Jack (RB)—Texas-Arlington.....	1974
Del Rio, Jack (LB)—USC.....	1985-86
Dempsey, Tom (K)—Palomar J.C.....	1969-70
Didion, John (LB-C)—Oregon St.....	1971-74
Dobler, Conrad (G)—Wyoming.....	1978-79
Dodd, Al (WR)—N.W. Louisiana.....	1969-71
Donovan, Tom (WR)—Penn State.....	1980
Dorris, Andy (DE)—New Mexico St.....	1973-76
Douglas, John (CB)—Texas Southern.....	1967-68
Douglas, Bobby (LB)—Kansas.....	1976-77
Duckett, Kenny (WR)—Wake Forest.....	1983-84
Dunbar, Jubilee (WR)—Southern.....	1973
Durkee, Charlie (K)—Okla. St.....	1967-68, 1971-72
Dusenberry, Bill (RB)—J.C. Smith.....	1970

E	
Edwards, Kelvin (WR)—Liberty Baptist.....	1986
Elliott, Ted (NT)—Mankato State.....	1987
Elliott, Tony (NT)—North Texas St.....	1982-88
Emanuel, Frank (LB)—Tennessee.....	1970
Erlexben, Russell (K-P)—Texas.....	1979-83
Estes, Lawrence (DE)—Alcorn A&M.....	1970-71
Evans, Chuck (LB)—Stanford.....	1980-81

F	
Fagan, Julian (P)—Mississippi.....	1970-72
Farasopoulos, Chris (S)—Brigham Young.....	1970
Farber, Hal (LB)—Mississippi.....	1974
Federspiel, Joe (LB)—Kentucky.....	1972-80
Feller, Happy (K)—Texas.....	1972-73
Felton, Eric (CB)—Texas Tech.....	1978-80
Ferguson, Paul (T)—Georgia.....	1973-74
Ferguson, Jim (LB)—USC.....	1968
Fichtner, Ross (S)—Purdue.....	1968
Fields, Jitter (PR)—Texas.....	1984
Fifer, Bill (G)—West Texas St.....	1978
Fink, Mike (CB)—Missouri.....	1973
Finnie, Roger (T)—Florida A&M.....	1978
Ford, James (RB)—Texas Southern.....	1971-72
Fourcade, Keith (LB)—Mississippi.....	1987
Fowler, Bobby (FB)—Louisiana Tech.....	1984-85
Fraser, Jim (P)—Wisconsin.....	1968
Fritsch, Tom (K)—None.....	1982
Fuller, Johnny (S)—Lamar.....	1973-75
Fultz, Mike (DT)—Nebraska.....	1977-80

G	
Gajan, Hokie (FB)—LSU.....	1981-87
Galbreath, Tony (RB)—Missouri.....	1977-80
Garrett, Len (TE)—New Mexico Highlands.....	1973-75
Garcia, Jim (DE)—Purdue.....	1967
Gary, Russell (SS)—Nebraska.....	1981-86
Gibbs, Donnie (P)—TCU.....	1974
Gilliam, John (WR)—S. Carolina St.....	1967-68, 1971
Goich, Dan (DT)—California.....	1977
Goodlow, Eugene (WR)—Kansas State.....	1984-86
Gottschalk, Darren (TE)—Cal Lutheran.....	1987
Granger, Hokie (RB)—Mississippi St.....	1971
Gray, David (DB)—East Los Angeles JC.....	1979
Gray, Kevin (DB)—Eastern Illinois.....	1982
Gray, Leon (T)—Jackson St.....	1982-83
Gray, Mel (RB)—Purdue.....	1986-88
Green Arthur (RB)—Albany St.....	1972
Green, Sammy (LB)—Florida.....	1980
Gregory, Ted (NT)—Syracuse.....	1988
Gresham, Bob (RB)—West Virginia.....	1971-72
Grooms, Elois (DE)—Tennessee Tech.....	1975-81
Gros, Earl (RB)—LSU.....	1970
Gross, Lee (C)—Auburn.....	1975-77
Groth, Jeff (WR)—Bowling Green.....	1981-85
Gwinn, Ross (G)—N.W. Louisiana.....	1968

H	
Hall, Tom (WR)—Minnesota.....	1967
Hall, Willie (LB)—USC.....	1972-73
Hamilton, Andy (WR)—LSU.....	1975
Harding, Greg (DB)—Nicholls St.....	1984
Hardy, Larry (TE)—Jackson St.....	1978-85
Harris, Ed (QB)—Texas A&M.....	1969-72
Harris, Bill (RB)—Colorado.....	1971
Harris, Herbert (WR)—Lamar.....	1986-87
Harris, Ike (WR)—Iowa St.....	1978-81
Harrison, Victor (WR)—North Carolina.....	1987
Hart, Ben (S)—Oklahoma.....	1967
Hart, Jeff (DT)—Oregon St.....	1976
Hart, Tommy (DE)—Morris Brown.....	1979-80
Harvey, George (G)—Kansas.....	1967
Haviliak, Sam (WR)—Bucknell.....	1974
Hayes, Billie (CB)—San Diego St.....	1972
Hazelton, Major (DB)—Florida A&M.....	1970
Heidel, Jimmy (S)—Mississippi.....	1967
Herrmann, Don (WR)—Waynesburg St.....	1975-77
Hester, Jim (TE)—North Dakota.....	1967-69
Hester, Ray (LB)—Tulane.....	1971-72
Hill, John (C)—Lehigh.....	1975-84
Hines, Glen Ray (T)—Arkansas.....	1971-72
Hoage, Terry (DB)—Georgia.....	1984-85
Hodge, Milford (DE)—Washington St.....	1986
Holden, Sam (T)—Grambling.....	1971
Hollas, Hugo (S)—Rice.....	1970-72
Holloway, Stan (LB)—California.....	1980
Holmes, Jack (RB)—Texas Southern.....	1978-82
Housman, Walter (TG)—Upsala.....	1987
Howard, Gene (CB)—Langston.....	1968-70
Howell, Dallas (CB)—Grambling.....	1970-72
Huard, John (LB)—Maine.....	1971
Hubbard, Dave (T)—Brigham Young.....	1977
Hudson, Nat (G)—Georgia.....	1981
Hughes, Pat (LB)—Boston U.....	1977-79
Hunt, Kevin (T)—Doane.....	1978
Hurley, Bill (DB)—Syracuse.....	1982-83
Hyatt, Fred (WR)—Auburn.....	1973

I	
Ingram, Kevin (QB)—East Carolina.....	1987

J	
Jackson, Ernie (CB)—Duke.....	1972-77
Jacobs, Harry (LB)—Bradley.....	1970
Jakes, Van (CB)—Kent St.....	1986-88
James, Philip (C)—Southern.....	1987
Jean Baptiste, Garland (FB)—LSU.....	1987
Johnson, Bennie (CB)—J.C. Smith.....	1976

Johnson, Bobby (DB) — Texas 1983-84, 1986
 Johnson, Carl (G) — Nebraska 1972-73
 Johnson, Earl (CB) — South Carolina 1985
 Johnson, Nate (RB) — Texas Southern 1987
 Jones, Andrew (RB) — Washington St. 1975
 Jones, Jerry (T) — Bowling Green 1967-69
 Jones, Kim (FB) — Colorado St. 1977-79
 Jones, Mike (WR) — Tennessee St. 1986-87
 Jordan, Jimmy (RB) — Florida 1967
 Jurich, Tom (K) — Northern Arizona 1978

K

Kaplan, Ken (T) — New Hampshire 1987
 Kearney, Jim (S) — Prairie View 1976
 Kelley, Les (RB) — Alabama 1967-69
 Kelly, Mike (TE) — Davidson 1973
 Kempf, Florian (K) — Pennsylvania 1987
 Kilmer, Billy (QB) — UCLA 1967-70
 Kimbrough, Elbert (S) — Northwestern 1968
 Kingree, Rick (LB) — Tulane 1973-77
 Knele, Greg (T) — Notre Dame 1983
 Knight, Shawn (DE) — Brigham Young 1987
 Knowles, David (T) — Indiana 1977
 Kopay, Dave (LB) — Washington 1971
 Kovach, Jim (LB) — Kentucky 1979-85
 Kramer, Kent (TE) — Minnesota 1967
 Krimm, John (S) — Notre Dame 1982-83
 Kupp, Jake (G) — Washington 1967-75
 Kuziel, Bob (C) — Pittsburgh 1972

L

Lafary, Dave (T) — Purdue 1977-85
 LaGrade, Morris (RB) — Tampa 1975
 LaPorta, Phil (T) — Penn State 1974-75
 Laufenberg, Babe (QB) — Indiana 1986
 Lawson, Odell (RB) — Langston 1973-74
 Leach, Scott (LB) — Ohio State 1987
 Leach, William (GT) — North Carolina State 1987
 Lee, Bivian (CB) — Prairie View 1971-75
 Leggett, Earl (DT) — LSU 1967-68
 Lemon, Mike (LB) — Kansas 1975
 Lewis, Gary (RB) — Arizona St. 1970
 Lewis, Gary (NT) — Oklahoma St. 1983
 Lewis, Marvin (RB) — Tulane 1982
 Lewis, Reggie (DE) — San Diego St. 1983-84
 Lewis, Rodney (CB) — Nebraska 1982-84
 Leybold, John (K) — None 1978
 Linden, Errol (T) — Houston 1969-70
 Linhart, Toni (K) — Austria Tech 1972
 Livingston, Andy (RB) — Phoenix JC 1969-70
 Logg, Greg (GT) — California 1987
 Logan, Obert (S) — Trinity 1967
 Long, Dave (DE) — Iowa 1969-72
 Looney, Joe Don (RB) — Oklahoma 1969
 Lorick, Tony (RB) — Arizona St. 1968-69
 Lyons, Dicky (S) — Kentucky 1970

Mc

McCall, Don (RB) — USC 1967-68, 1970
 McClard, Bill (K) — Arkansas 1973-75
 McCormick, Dave (T) — LSU 1967-68
 McCoy, Larry (LB) — Lamar 1987
 McCullough, Earl (WR) — USC 1974
 McGill, Ralph (S) — Tulsa 1978-79
 McLemore, Dana (DB) — Hawaii 1986
 McNeill, Tom (P) — Stephen F. Austin 1967-69
 McNeill, Rod (RB) — USC 1974-75
 McQuay, Leon (RB) — Tampa 1976

M

Manning, Archie (QB) — Mississippi 1971-75, 1977-82
 Marchiol, Ken (LB) — Mesa (Colo.) 1977
 Marsalis, Jim (S) — Tennessee St. 1987
 Marshall, James (DB) — Jackson St. 1980
 Martin, Chris (LB) — Auburn 1983
 Martin, D'artagnan (CB) — Kentucky 1971-72

Martini, Rich (WR) — Cal-Davis 1981
 Maurer, Andy (G) — Oregon 1974
 Mauti, Rich (WR) — Penn State 1977-83
 Mathis, Reggie (LB) — Oklahoma 1979-80
 Maxson, Alvin (RB) — SMU 1974-76
 Merken, Guido (QB/WR/DB) — Sam Houston 1980-85
 Merlo, Jim (LB) — Stanford 1973-79
 Merrill, Casey (DT) — Cal-Davis 1986
 Meseroll, Mark (T) — Florida St. 1978
 Middleton, Rick (LB) — Maryland 1974-76
 Mike-Mayer, Steve (K) — Nebraska 1978
 Miller, Junior (TE) — Nebraska 1984
 Miller, Mike (WR) — Tennessee 1985
 Minor, Lincoln (RB) — New Mexico St. 1973
 Montgomery, Marv (T) — USC 1976-77
 Moors, Doug (DE) — Whittier 1971-72
 Moore, Derland (NT) — Oklahoma 1973-85
 Moore, Jerry (S) — Arizona 1973-74
 Moore, Reynaud (CB) — UCLA 1971
 Mooring, John (T) — Tampa 1974
 Morgan, Mike (LB) — LSU 1969-70
 Morris, Chris (T) — Indiana 1975
 Morrison, Don (T) — Texas-Arlington 1971-77
 Muncie, Chuck (RB) — California 1976-80
 Myers, Tommy (S) — Syracuse 1972-81

N

Nairne, Rob (LB) — Oregon 1981-83
 Neal, Richard (DE) — Southern 1969-72, 1978
 Neveitt, Elijah (CB) — Clark 1967-70
 Newland, Bob (WR) — Oregon 1971-74
 Newsome, Billy (DE) — Grambling 1973-74
 Ninowski, Jim (QB) — Michigan St. 1969
 Nyval, Vic (RB) — N.W. Louisiana 1970

O

Ogden, Ray (WR) — Alabama 1967
 O'Neal, Ken (TE) — Oklahoma State 1987
 O'Neal, Steve (P) — Texas A&M 1973
 Otis, Jim (RB) — Ohio St. 1970
 Oubre, Louis (G) — Oklahoma 1982-84
 Owens, Artie (WR) — West Virginia 1980
 Owens, Joe (DE) — Alcorn A&M 1971-75
 Owens, Tinker (WR) — Oklahoma 1976, 1978-80

P

Palmer, Dick (LB) — Kentucky 1973
 Parker, Joel (WR) — Florida 1974-77
 Parker, Steve (DE) — Idaho 1980
 Parks, Dave (TE) — Texas Tech 1968-72
 Partridge, Rick (P) — Utah 1979-80
 Pattison, Mark (WR) — Washington 1987-88
 Paul, Whitney (LB) — Colorado 1982-85
 Perout, Scott (LB) — Washington St. 1981-85, 87
 Perot, Fetej (G) — N.W. Louisiana 1985
 Perry, Vernon (S) — Jackson St. 1983
 Phillips, Jess (RB) — Michigan 1973-74
 Pietrzak, Jim (C) — Eastern Michigan 1979-84
 Pits, Elijah (RB) — Philander Smith 1970
 Poage, Ray (TE) — Texas 1967-70
 Poe, Johnnie (CB) — Missouri 1981-87
 Pollard, Bob (DE) — Weber St. 1971-77
 Preece, Steve (DB) — Oregon St. 1969
 Price, Elex (DT) — Alcorn St. 1973-80
 Profit, Joe (RB) — Northeast Louisiana 1973
 Prudhomme, Remi (G-C) — LSU 1971

R

Rackley, David (DB) — Texas Southern 1985
 Ramsey, Nate (S) — Indiana 1973
 Ramsey, Steve (QB) — North Texas St. 1970
 Rasley, Rocky (G) — Oregon St. 1974
 Ray, Ricky (CB) — Norfolk St. 1979-80
 Reaves, Ken (CB) — Norfolk St. 1974
 Rebowe, Rusty (LB) — Nicholls St. 1978
 Redd, Glen (LB) — Brigham Young 1981-86

Reese, Don (DE) — Jackson St. 1978-80
 Rengel, Mike (DT) — Hawaii 1969
 Ricardo, Benny (K) — San Diego St. 1980-81
 Rice, Floyd (LB) — Alcorn St. 1978
 Richey, Mike (T) — North Carolina 1970
 Riley, Preston (WR) — Memphis St. 1973
 Riordan, Tim (QB) — Temple 1987
 Rissmiller, Ray (T) — Georgia 1967
 Roaches, Carl (KR) — Texas A&M 1985
 Roberts, Walt (WR) — San Jose St. 1967
 Robinson, Craig (T) — Houston 1972-73
 Robinson, Virgil (RB) — Grambling 1971
 Rodenberger, Jeff (FB) — Maryland 1987
 Roe, Bill (LB) — Colorado 1987
 Rogers, George (HB) — South Carolina 1987
 Rogers, Jimmy (RB) — Oklahoma 1981-84
 Rogers, Steve (RB) — LSU 1979-84
 Rose, George (CB) — Auburn 1975
 Rourke, Jim (T) — Boston College 1985
 Roussel, Tom (LB) — Southern Mississippi 1971-72
 Rowe, Dave (DT) — Penn State 1967-70
 Ryzcek, Paul (C) — Virginia 1981

S

Saindon, Pat (G) — Vanderbilt 1986
 Sandeman, Bill (T) — Pacific 1967
 Saul, Bill (LB) — Penn State 1969
 Scarpati, Joe (DB) — North Carolina St. 1970
 Schmidt, Roy (G) — Long Beach St. 1967-68
 Schmidt, Terry (CB) — Ball St. 1974-75
 Schreiber, Adam (G) — Texas 1985
 Schultz, Randy (RB) — St. Coll. of Iowa 1967-68
 Schumacher, Carl (G) — Ohio St. 1975-77
 Schwartz, Don (SS) — Washington St. 1978-80
 Schweda, Brian (DE) — Kansas 1967-68
 Scott, Bobby (QB) — Tennessee 1973-82
 Scott, Lindsay (WR) — Georgia 1982-85
 Scott, Malcolm (TE) — LSU 1987
 Seal, Paul (TE) — Michigan 1974-76
 Shaw, Bob (WR) — Winston-Salem St. 1970
 Shinnors, John (G) — Xavier (Ohio) 1969-70
 Shy, Don (RB) — San Diego St. 1969
 Simmons, Dave (LB) — Georgia Tech 1967
 Simmons, Jerry (WR) — Bethune-Cookman 1967
 Simonini, Ed (LB) — Texas A&M 1982
 Smith, Royce (G) — Georgia 1982
 South, Ronnie (CB) — Arkansas 1972-73
 Spencer, Maurice (CB) — North Carolina 1968
 Spivey, Mike (CB) — Colorado 1974-78
 Stabler, Ken (QB) — Alabama 1980-81
 Staub, Scott (RB) — UCLA 1982-84
 Sternick, Greg (CB) — Colorado St. 1983
 Stevens, Howard (RB) — Louisville 1973-74
 Stewart, Jimmy (SS) — Tulsa 1977
 Stickles, Monty (TE) — Notre Dame 1968
 Steve, Terry (G) — Wisconsin 1976-77
 Stincio, Tom (LB) — Michigan 1972
 Stonebreaker, Steve (LB) — Detroit 1967-68
 Strachan, Mike (RB) — Iowa St. 1975-80
 Strand, Eli (G) — Iowa St. 1967
 Strong, Jim (RB) — Houston 1971-72
 Sturm, Jerry (DT) — Illinois 1967-70
 Sturt, Fred (G) — Bowling Green 1978-81
 Sutherland, Doug (G) — Wisconsin St. 1970
 Sutton, John (CB) — New Mexico 1987
 Sutton, Reggie (CB) — Miami (Fla.) 1987-88
 Sweetan, Karl (QB) — Wake Forest 1968
 Swinney, Clovis (DT) — Arkansas St. 1970
 Szaro, Rich (K) — Harvard 1975-78
 Szymakowski, Dave (WR) — West Texas St. 1968

T

Talbert, Don (T) — Texas 1969-70
 Taylor, Derrick (FS) — North Carolina State 1987
 Taylor, James (T) — Missouri 1978-81

Taylor, Jim (RB) — LSU 1967
 Taylor, Mike (T) — USC 1969-70
 Thaxton, James (TE) — Tennessee St. 1976-77
 Thomas, Charlie (KR) — Tennessee St. 1975
 Thomas, Curtland (WR) — Missouri 1987
 Thomas, Henry (G) — Southwest Texas State 1987
 Thomas, Joe (WR) — Mississippi Valley 1987
 Thomas, Speedy (WR) — Utah 1981-82
 Thompson, Audra (WR) — East Texas St. 1969
 Thompson, Bobby (S) — Arizona 1974-75
 Thompson, Dave (T) — Clemson 1984
 Thorp, Don (NT) — Illinois 1987
 Thurman, Junior (DB) — USC 1987
 Tilleman, Mike (DT) — Montana 1967-70
 Todd, Richard (QB) — Alabama 1984-85
 Toussaint, Darrell (DB) — Northwestern La. 1987
 Townes, Willie (DE) — Tulsa 1970
 Tullis, Willie (CB) — Troy St. (AL) 1985-86
 Tyler, Toussaint (RB) — Washington 1981-82

V

Vanderbundt, Skip (LB) — Oregon St. 1978
 Vandersea, Phil (LB) — Massachusetts 1967
 Van Wagner, Jim (FB) — Michigan Tech 1978

W

Walker, Dwight (WR) — Nicholls State 1987
 Walker, Mike (DE) — Tulane 1971
 Ward, Carl (S) — Michigan 1969
 Ward, Chris (T) — Ohio St. 1984
 Washington, Dave (LB) Alcorn St. 1980
 Waters, Mike (TE) San Diego State 1987
 Watson, John (T) — Oklahoma 1977-79
 Watson, Mike (T) — Miami (O.) 1977
 Wattleit, Frank (FS) — Kansas State 1981-87
 Weatherspoon, Cephus (WR) — Ft. Lewis Col. 1972
 Weissenhofer, Ron (LB) — Notre Dame 1987
 Welch, Claxton (RB) — Oregon 1970
 Wendryhoski, Joe (C) — Illinois 1967-68
 Westbrook, Greg (LB) — Colorado 1975-77
 Wheelwright, Ernie (RB) — So. Illinois 1967-70
 Whitaker, Creston (WR) — North Texas St. 1972
 Whitsell, Dave (S) — Indiana 1972
 Whittingham, Fred (LB) — Cal Poly-SLO 1967-69
 Wicker, Tom (G) — Washington St. 1975-76
 Wicks, Bob (WR) — Utah St. 1974
 Williams, Brooks (TE) — North Carolina 1978-81
 Williams, Del (G) — Florida St. 1967-73
 Williams, Joe (RB) — Wyoming 1972
 Williams, John (FB) — Wisconsin 1986
 Williams, Ralph (G) — Southern 1985-86
 Williams, Richard (WR) — Abilene Christian 1974
 Willis, Len (WR) — Ohio St. 1977
 Wilson, Tim (FB) — Maryland 1983-84
 Wilson, Wayne (FB) — Shepherd 1979-86
 Winans, Jeff (DT) — USC 1970
 Winslow, Doug (WR) — Drake 1973
 Winston, Dennis (LB) — Arkansas 1982-85
 Winther, Wimpy (C) — Mississippi 1972
 Woerner, Scott (DB) — Georgia 1987
 Wood, Gary (QB) — Cornell 1967
 Woods, Robert (T) — Tennessee St. 1977-80
 Woodson, Marv (S) — Indiana 1969
 Word, Barry (RB) — Virginia 1987-88
 Wyatt, Doug (S) — Tulsa 1970-72

Y

Yepremian, Garo (K) — None 1979
 Young, Kevin (DE) — Utah State 1987
 Young, Tyrone (WR) — Florida 1983-85
 Youngblood, George (S) — Los Angeles St. 1967-68

Z

Zanders, Emanuel (G) — Jackson St. 1974-80

SAINTS LEADERS BY YEARS

RUSHING

	Att.	Yds.	Avg.	Long	TD
1967 — Jim Taylor.....	130	390	3.0	16	2
1968 — Don McCall.....	155	637	4.1	48	4
1969 — Andy Livingston.....	181	761	4.2	18	5
1970 — Tony Baker.....	82	337	4.1	27	5
1971 — Jim Strong.....	95	404	4.3	39	3
1972 — Bob Gresham.....	120	381	3.2	23	3
1973 — Jess Phillips.....	198	663	3.3	20	0
1974 — Alvin Maxson.....	165	714	4.3	66t	2
1975 — Mike Strachan.....	161	668	4.1	21	2
1976 — Chuck Muncie.....	148	652	4.4	51	2
1977 — Chuck Muncie.....	201	811	4.0	36	6
1978 — Tony Galbreath.....	186	635	3.4	20	5
1979 — Chuck Muncie.....	238	1198	5.0	69t	11
1980 — Jimmy Rogers.....	80	366	4.6	24	1
1981 — George Rogers.....	378	1674	4.4	79t	13
1982 — George Rogers.....	122	535	4.4	38	3
1983 — George Rogers.....	256	1144	4.5	76t	5
1984 — George Rogers.....	239	914	3.8	28	2
1985 — Wayne Wilson.....	168	645	3.8	41t	1
1986 — Rueben Mayes.....	286	1353	4.7	50	8
1987 — Rueben Mayes.....	243	917	3.8	38	5
1988 — Dalton Hilliard.....	204	823	4.0	36	5

LONGEST RUNS

1967 — Don McCall, 48t at Washington 12-17
1968 — Con McCall, 48 vs. Washington 9-22
1969 — Tony Baker, 54 at St. Louis 11-2
1970 — Tony Baker, 27 at St. Louis 10-11
1971 — Jim Strong, 39 at San Francisco 11-14
1972 — Bill Butler, 27 at Atlanta 11-12
1973 — Archie Manning, 23 at Los Angeles 11-11
1974 — Alvin Maxson, 66t vs. St. Louis 12-8
1975 — Steve Rogers, 22 vs. Chicago 12-21
1976 — Tony Galbreath, 74t at Kansas City 9-26
1977 — Chuck Muncie, 36 vs. Los Angeles 10-30
1978 — Chuck Muncie, 28 at Atlanta 11-26
1979 — Chuck Muncie, 69t vs. Atlanta 9-2
1980 — Tony Galbreath, 26 at Los Angeles 9-2
1981 — George Rogers, 79t at Cleveland 10-18
1982 — George Rogers, 38 at San Francisco 11-28
1983 — George Rogers, 76t vs. St. Louis 9-4
1984 — Hokie Gajan, 62t at Dallas 10-21
1985 — Earl Campbell, 45 at Atlanta 12-22
1986 — Rueben Mayes, 50 vs. New England 11-30
1987 — Rueben Mayes, 38 vs. San Francisco 10-25
1988 — Craig Heyward, 73t vs. Raiders 10-23

PASSING

	Att.	Comp.	Yards	Pct.	Long	Int	TD
1967 — Gary Cuozzo.....	260	134	1562	.515	49	12	7
1968 — Billy Kilmer.....	315	167	2060	.530	51	17	15
1969 — Billy Kilmer.....	360	193	2532	.536	52	17	20
1970 — Billy Kilmer.....	237	135	1557	.569	46	17	6
1971 — Edd Hargett.....	210	96	1191	.457	49	5	6
1972 — Archie Manning.....	448	230	2781	.513	66t	21	18
1973 — Archie Manning.....	267	140	1642	.524	65t	12	10
1974 — Archie Manning.....	261	134	1429	.513	79t	16	6
1975 — Archie Manning.....	338	159	1685	.470	71t	17	7
1976 — Bobby Douglass.....	212	103	1288	.486	74	8	4
1977 — Archie Manning.....	205	113	1284	.551	59t	9	8
1978 — Archie Manning.....	471	291	3416	.618	71t	16	17

1979 — Archie Manning.....	420	252	3169	.600	85	20	15
1980 — Archie Manning.....	509	309	3716	.607	56	20	23
1981 — Archie Manning.....	232	134	1447	.578	55	11	5
1982 — Ken Stabler.....	189	117	1343	.619	48	10	6
1983 — Ken Stabler.....	311	176	1988	.566	48	18	9
1984 — Richard Todd.....	312	161	2178	.516	74	19	11
1985 — Dave Wilson.....	293	145	1843	.495	50	15	11
1986 — Dave Wilson.....	342	189	2353	.553	63t	12	7
1987 — Bobby Hebert.....	294	164	2119	.558	67	9	15
1988 — Bobby Hebert.....	478	280	3156	.586	40t	15	20

LONGEST COMPLETION

1967 — 96, Billy Kilmer to Walter Roberts at Philadelphia 11-19
1968 — 51, Billy Kilmer to Jim Hester vs. Pittsburgh 12-15
1969 — 70, Jim Ninowski to Don Shy at Los Angeles 10-5
1970 — 49, Edd Hargett to Bob Shaw at Cincinnati 11-29
1971 — 63, Archie Manning to Danny Abramowicz at Houston 10-3
1972 — 66t, Archie Manning to Dave Parks at N.Y. Giants 10-8
1973 — 65t, Archie Manning to Jubilee Dunbar at Los Angeles 11-11
1974 — 79t, Archie Manning to Bob Newland vs. Los Angeles 11-17
1975 — 71t, Archie Manning to Larry Burton vs. Atlanta 11-2
1976 — 74, Bobby Douglass to Tinker Owens vs. San Francisco 12-12
1977 — 59t, Archie Manning to Henry Childs vs. Green Bay 9-18
1978 — 71t, Archie Manning to Larry Hardy at Atlanta 11-26
1979 — 85, Archie Manning to Wes Chandler at San Francisco 9-23
1980 — 56, Archie Manning to Brooks Williams vs. Atlanta 10-19
1981 — 55, Archie Manning to Wayne Wilson at Cleveland 10-18
1982 — 48, Ken Stabler to Aundra Thompson at Chicago 9-19
1983 — 48, Ken Stabler to Kenny Duckett at Los Angeles 9-11
1984 — 74, Richard Todd to Tyrone Young at Chicago 10-7
1985 — 76t, Bobby Hebert to Eugene Goodlow vs. San Francisco 12-15
1986 — 84, Bobby Hebert to Eric Martin vs. Green Bay 9-14
1987 — 82t, John Fourcade to Make Waters vs. Los Angeles 10-4
1988 — 40, Bobby Hebert to John Tice vs. Dallas 10-3
40t, Bobby Hebert to Eric Martin vs. Denver 11-20

RECEIVING

	No.	Yds.	Avg.	Long	TD
1967 — Danny Abramowicz.....	50	721	14.4	80	6
1968 — Danny Abramowicz.....	54	890	16.4	47	7
1969 — Danny Abramowicz.....	73	1051	13.9	49	7
1970 — Danny Abramowicz.....	55	906	16.5	48	5
1971 — Danny Abramowicz.....	37	657	17.8	63	5
1972 — Bob Newland.....	47	579	12.3	42	2
1973 — John Beasley.....	31	280	9.0	22	1
1974 — Alvin Maxson.....	42	294	7.0	22	1
1975 — Alvin Maxson.....	41	234	5.7	33	0
1976 — Tony Galbreath.....	54	420	7.8	35	1
1977 — Tony Galbreath.....	41	265	6.5	30	0
1978 — Tony Galbreath.....	74	582	7.9	35	2
1979 — Wes Chandler.....	65	1069	16.4	85	6
1980 — Wes Chandler.....	65	975	15.0	50	6
1981 — Jack Holmes.....	38	206	5.4	19	0
1982 — Jeff Groth.....	30	383	12.8	39	1
1983 — Jeff Groth.....	49	585	11.9	42	1
1984 — Hokie Gajan.....	35	288	8.2	51	2
1985 — Hokie Brenner.....	42	652	15.5	30	3
1986 — Mike Jones.....	48	625	13.0	45	3
1987 — Eric Martin.....	44	778	17.7	67	7
1988 — Eric Martin.....	85	1083	12.7	40t	7

HIGHEST AVERAGE GAIN (Per Reception)

1967	—	22.6	Walt Roberts (17 for 834, 3 TDs)
1968	—	17.6	Jim Hester (17 for 300, 2 TDs)
1969	—	16.2	Al Dodd (37 for 600, 1 TD)
1970	—	17.3	Al Dodd (28 for 484, 1 TD)
		17.2	Dave Parks (26 for 447, 2 TDs)
1971	—	19.9	Al Dodd (15 for 298, 0 TD)
1972	—	17.6	Danny Abramowicz (38 for 668, 7 TDs)
1973	—	19.4	Jubilee Dunbar (23 for 447, 4 TDs)
1974	—	18.1	Bob Newland (27 for 490, 2 TDs)
1975	—	19.1	Larry Burton (16 for 305, 2 TDs)
1976	—	20.1	Tinker Owens (12 for 241, 1 TD)
1977	—	18.9	Don Herrmann (31 for 586, 0 TD)
1978	—	16.4	Henry Childs (53 for 869, 4 TDs)
1979	—	16.6	Henry Childs (51 for 846, 5 TDs)
1980	—	18.7	Ike Harris (37 for 692, 6 TDs)
1981	—	19.0	Jeff Groth (20 for 380, 1 TD)
1982	—	17.5	Rich Mauti (4 for 70, 0 TD)
		17.3	Aundra Thompson (8 for 138, 1 TD)
1983	—	14.9	Kenny Duckett (19 for 283, 2 TDs)
1984	—	20.6	Tyrone Young (29 for 597, 3 TDs)
1985	—	18.8	Eugene Goodlow (32 for 603, 3 TDs)
1986	—	18.2	Eric Martin (37 for 675, 5 TDs)
1987	—	17.7	Eric Martin (44 for 778, 7 TDs)
1988	—	14.0	Buford Jordan (5 for 70, 0 TD)
		13.4	Brett Perriman (16 for 215, 2 TDs)

INTERCEPTIONS

INTERCEPTIONS					
	No.	Yds.	Avg	Long	TD
1967 — Dave Whitsell	10	178	17.8	41t	2
1968 — Dave Whitsell	6	50	8.3	32	0
1969 — Elijah Nevet	3	20	6.6	20	0
1970 — Hugo Hollas	5	79	15.8	29	0
1971 — Delles Howell	5	56	11.2	25	0
1972 — Bivian Lee	4	65	16.3	32	0
1973 — Ernie Jackson	3	40	13.3	23	0
Tommy Myers	3	33	11.0	20	0
Jim Merlo	3	25	8.3	16	0
Bivian Lee	3	23	7.7	12	0
1974 — Ernie Jackson	4	53	13.3	28	0
Terry Schmidt	4	27	6.8	24	1
1975 — Tommy Myers	5	83	16.6	29	0
1976 — Jim Merlo	4	142	35.5	83t	2
1977 — Chuck Crist	4	6	1.5	2	0
1978 — Tommy Myers	6	167	27.8	97t	1
1979 — Tommy Myers	7	127	18.1	52	1
1980 — Tommy Myers	5	96	19.2	48	0
1981 — Dave Waymer	4	54	13.5	31	0
1982 — Russell Gary	2	25	12.5	19	0
Dennis Winston	2	-2	-1.0	0	0
1983 — Johnnie Poe	7	146	20.9	31t	1
1984 — Dave Waymer	4	9	2.3	9	0
1985 — Dave Waymer	6	49	8.2	28	0
1986 — Dave Waymer	9	48	5.3	17	0
1987 — Dave Waymer	5	78	15.6	35	0
Reggie Sutton	5	68	13.6	26	0
1988 — Gene Atkins	4	42	10.5	40	0

TIMES THROWN QB FOR LOSS

	No.	Yds.
1973	—	Bob Pollard.....7
1974	—	Bob Pollard.....9
1975	—	Bob Pollard.....7
1976	—	Derland Moore.....8
		Bob Pollard.....8

1977	—	Elois Grooms.....7	—
1978	—	Elois Grooms.....9	57
1979	—	Elois Grooms.....12	107
		Don Reese.....12	90
1980	—	Derland Moore.....8.5	72
1981	—	Rickey Jackson.....8	62
1982	—	Bruce Clark.....5.5	51
1983	—	Rickey Jackson.....11	75
1984	—	Rickey Jackson.....12	95
1985	—	Rickey Jackson.....11	89
1986	—	James Geathers.....9	73
		Rickey Jackson.....9	71
1987	—	Pat Swilling.....10.5	87
1988	—	Rickey Jackson.....7	66
		Pat Swilling.....7	65

SCORING

	TD	FG	PAT	Points
1967	—	Charlie Durkee.....14-32	27-27	69
1968	—	Charlie Durkee.....19-37	27-27	84
1969	—	Tom Dempsey.....22-41	33-35	99
1970	—	Tom Dempsey.....18-34	16-17	70
1971	—	Charlie Durkee.....16-23	24-25	72
1972	—	Danny Abramowicz.....7		42
1973	—	Bill McClard.....13-24	9-9	48
1974	—	Bill McClard.....9-16	19-20	46
1975	—	Rich Szaro.....10-16	16-17	46
1976	—	Rich Szaro.....18-23	25-29	79
1977	—	Henry Childs.....9		54
1978	—	Tony Galbreath.....7		42
		Chuck Muncie.....7		42
1979	—	Garo Yepremian.....12-16	39-40	75
1980	—	Benny Ricardo.....10-17	31-34	61
1981	—	George Rogers.....13		78
1982	—	Wayne Wilson.....5		30
1983	—	Morten Andersen.....18-24	37-38	91
1984	—	Morten Andersen.....20-27	34-34	94
1985	—	Morten Andersen.....31-35	27-29	120
1986	—	Morten Andersen.....26-30	30-30	108
1987	—	Morten Andersen.....28-36	37-37	121
1988	—	Morten Andersen.....26-36	32-33	110

PUNT RETURNS

	No.	Yds.	Avg.	Long	TD
1967 — Walter Roberts	11	50	4.5	11	0
1968 — John Gilliam	15	60	4.0	21	0
1969 — Al Dodd	15	106	7.1	21	0
1970 — Al Dodd	14	129	9.2	41	0
1971 — Al Dodd	13	88	6.8	14	0
1972 — Tommy Myers.....	9	43	4.8	10	0
1973 — Howard Stevens.....	17	171	10.1	37	0
1974 — Howard Stevens.....	37	376	10.2	40	0
1975 — Gil Chapman	17	207	12.2	42	0
1976 — Pete Athas	35	332	9.5	67	0
1977 — Rich Mauti	38	281	7.4	33	0
1978 — Wes Chandler	34	233	6.9	32	0
1979 — Rich Mauti	27	218	8.1	23	0
1980 — Rich Mauti	11	111	10.1	18	0
1981 — Jeff Groth	37	436	11.8	36	0
1982 — Jeff Groth	21	144	6.9	18	0
1983 — Jeff Groth	39	275	7.1	38	0
1984 — Jitter Fields.....	27	236	8.7	61	0
1985 — Willie Tullis.....	17	141	8.3	17	0
1986 — Eric Martin.....	24	227	9.5	39	0

1987 — Mel Gray	24	352	14.7	80	0
1988 — Mel Gray	25	305	12.2	66t	1

PUNTING

	No.	Yds.	Avg.	Long	
1967 — Tom McNeill	74	3174	42.9	66	
1968 — Tom McNeill	49	2009	41.0	58	
1969 — Ollie Cordill	42	1719	40.9	58	
1970 — Julian Fagan	77	3269	42.5	64	
1971 — Julian Fagan	77	3188	41.4	64	
1972 — Julian Fagan	71	2899	40.8	71	
1973 — Steve O'Neal	81	3375	41.7	71	
1974 — Tom Blanchard	88	3705	42.1	71	
1975 — Tom Blanchard	92	3776	41.0	61	
1976 — Tom Blanchard	101	3974	39.3	63	
1977 — Tom Blanchard	82	3474	42.4	66	
1978 — Tom Blanchard	84	3532	42.0	61	
1979 — Rick Partridge	57	2330	40.9	61	
1980 — Russell Erxleben	89	3499	39.2	57	
1981 — Russell Erxleben	66	2672	40.5	60	
1982 — Russell Erxleben	46	1976	43.0	60	
1983 — Russell Erxleben	74	3034	41.0	60	
1984 — Brian Hansen	69	3020	43.8	66	
1985 — Brian Hansen	69	3763	42.3	58	
1986 — Brian Hansen	81	3456	42.7	66	
1987 — Brian Hansen	52	2104	40.5	60	
1988 — Brian Hansen	72	2913	40.5	64	

KICKOFF RETURNS

	No.	Yds.	Avg.	Long	TD
1967 — Walter Roberts	28	737	26.3	91t	1
1968 — Gene Howard	23	533	23.2	36	0
1969 — Don Shy	16	447	27.9	57	0
1970 — Al Dodd	15	319	21.3	32	0
1971 — Virgil Robinson	19	443	23.3	51	0
1972 — Margene Adkins	43	1020	23.7	61	0
1973 — Howard Stevens	26	590	22.7	48	0
1974 — Howard Stevens	33	749	22.7	41	0
1975 — Gil Chapman	28	614	21.9	36	0
1976 — Tony Galbreath	20	399	19.9	32	0
1977 — Clarence Chapman	15	385	25.7	92t	1
1978 — Wes Chandler	32	760	23.8	38	0
1979 — Rich Mauti	36	801	22.2	39	0
1980 — Jimmy Rogers	41	930	22.9	88	0
1981 — Wayne Wilson	31	722	23.3	57	0
1982 — Aundra Thompson	10	211	21.1	35	0
1983 — Kenny Duckett	33	719	21.8	61	0
1984 — Tyrone Anthony	22	490	22.3	64	0
1985 — Willie Tullis	23	480	20.9	62	0
1986 — Mel Gray	31	866	27.9	101t	1
1987 — Dalton Hilliard	10	248	24.8	74	0
1988 — Gene Atkins	20	424	21.2	57	0
Mel Gray	32	670	20.9	39	0

SAINTS ALL-TIME LEADERS

RUSHING

	Att.	Yds.	Avg.	Long	TD
1. George Rogers (1981-84)	995	4,267	4.3	79t	23
2. Chuck Muncie (1976-80)	787	3,386	4.3	69t	28
3. Rueben Mayes (1986-88)	699	2,898	4.1	50	16
4. Tony Galbreath (1976-80)	760	2,865	3.8	74t	27
5. Wayne Wilson (1979-85)	658	2,463	3.7	41t	16
6. Archie Manning (1971-82)	358	2,058	5.7	27	18
7. Mike Strachan (1975-80)	471	1,899	4.0	31	14
8. Dalton Hilliard (1986-88)	448	1,756	3.9	36	17
9. Hokie Gajan (1982-85)	252	1,358	5.4	62t	11
10. Jess Phillips (1973-74)	372	1,219	3.3	20	2
11. Alvin Maxson (1974-76)	338	1,205	3.6	66t	6

PASSING

	Att.	Comp.	Yds.	Pct.	TD	Int.
1. Archie Manning (1971-82)	3,335	1,849	21,734	55.4	115	156
2. Billy Kilmer (1967-70)	1,116	592	7,490	53.0	47	62
3. Dave Wilson (1981-88)	1,038	551	6,987	53.1	36	55
4. Bobby Hebert (1985-88)	1,032	582	6,981	56.4	42	36
5. Ken Stabler (1983-84)	570	326	3,670	57.2	17	33
6. Bobby Scott (1973-82)	500	237	2,781	47.4	15	29

RECEIVING

	No.	Yds.	Avg.	Long	TD
1. Danny Abramowicz (1967-73)	309	4,875	15.7	80t	37
2. Tony Galbreath (1976-80)	284	2,221	7.8	38	6
3. Henry Childs (1974-80)	207	3,220	15.6	59t	25
4. Eric Martin (1985-88)	201	3,058	15.2	84	23
5. Wes Chandler (1978-81)	182	2,801	15.4	85t	15
6. Wayne Wilson (1979-86)	179	1,517	8.5	55	14
7. Hoby Brenner (1982-88)	177	2,721	15.4	57	14
8. Dave Parks (1968-72)	149	2,264	15.2	66	16
9. Jeff Groth (1981-85)	147	2,073	14.1	56t	5
10. Chuck Muncie (1976-80)	125	1,086	8.7	35	1
11. Bob Newland (1971-74)	124	1,877	15.1	79t	8

SCORING

	TD	PAT	FG	Total
1. Morten Andersen (1982-88)	—	203	151	656
2. Charlie Durkee (1967-68, 71-72)	—	87	52	243
3. Danny Abramowicz (1967-73)	37	—	—	222
4. Tony Galbreath (1976-80)	33	1	2	205
5. Rich Szaro (1975-78)	—	79	37	190
6. Wayne Wilson (1979-86)	30	—	—	180
7. Chuck Muncie (1976-80)	29	—	—	174
8. Tom Dempsey (1969-70)	—	49	40	169
9. Henry Childs (1974-80)	27	—	—	162
10. George Rogers (1981-84)	23	—	—	138
Eric Martin (1985-88)	23	—	—	138

PUNTING

	No.	Avg.	Long
1. Tom McNeill (1967-69)	130	42.3	81
2. Brian Hansen (1984-88)	363	42.0	66
3. Steve O'Neal (1973)	81	41.7	71
4. Julian Fagan (1970-72)	225	41.6	71
5. Tom Blanchard (1974-78)	447	41.3	71
6. Rick Partridge (1979)	57	40.9	61
7. Ollie Cordill (1969)	42	40.9	58
8. Russell Erxleben (1979-83)	279	40.6	60

INTERCEPTIONS

	No.	Yds.	Avg.	Long	TD
1. Tommy Myers (1972-81)	36	621	17.3	97t	2
2. Dave Waymer (1980-88)	31	329	10.6	44	0
3. Dave Whitsell (1967-69)	19	242	12.7	41	2
4. Johnnie Poe (1981-87)	17	269	15.8	40t	2
5. Ernie Jackson (1972-77)	15	187	12.5	46	0
6. Frank Wattelet (1981-87)	12	135	11.3	35t	1
7. Hugo Hollas (1970-72)	11	149	13.5	29	0
8. Delles Howell (1970-72)	9	154	17.1	60	0
9. Bivian Lee (1972-75)	9	110	12.2	32	0
10. Reggie Sutton (1987-88)	8	100	12.5	42	0
Van Jakes (1986-88)	8	99	12.4	39	0

MOST TIMES THROWN QB FOR LOSS

	No.	Yds
1. Rickey Jackson (1981-88)	72	576
2. Elois Grooms (1975-81)	43	—
3. Derland Moore (1973-85)	40.5	301
4. Bruce Clark (1982-88)	39.5	284
5. Bob Pollard (1971-77)	37	—
6. Jim Wilks (1981-88)	33.5	250
7. Frank Warren (1981-88)	31.5	195
8. James Geathers (1984-88)	25	200
9. Pat Swilling (1986-88)	21.5	191
10. Don Reese (1978-80)	18	148

PUNT RETURNS

	No.	Yds.	Avg.	Long	TD
1. Mel Gray (1986-88)	49	657	13.4	80	1
2. Gil Chapman (1975)	17	207	12.2	42	0
3. Howard Stevens (1973-74)	54	547	10.1	40	0
4. Pete Athas (1976)	35	332	9.5	40	0
5. Eric Martin (1985-86)	30	274	9.1	39	0
6. Jitter Fields (1984)	27	236	8.7	61	0
7. Jeff Groth (1981-85)	104	887	8.5	38	0

KICKOFF RETURNS

	No.	Yds.	Avg.	Long	TD
1. Walt Roberts (1967)	28	737	26.3	91t	1
2. John Gilliam (1967-68, 77)	31	809	26.1	94t	1
3. Gene Howard (1968-69)	32	760	23.8	86	0
4. Margene Adkins (1972)	43	1,020	23.7	61	0
5. Mel Gray (1986-88)	94	2,192	23.3	101t	1
6. Wes Chandler (1978-81)	39	896	23.0	38	0
7. Rich Mauti (1977-83)	124	2,836	22.9	52	0
8. Wayne Wilson (1979-86)	69	1,583	22.9	75	0

FIELD GOALS

	Att.	Made	Pct.	Long
1. Morten Andersen (1982-88)	193	151	.782	55
2. Charlie Durkee (1967-68, 71-72)	101	52	.515	47
3. Tom Dempsey (1969-70)	75	40	.533	63
4. Rich Szaro (1975-78)	58	37	.638	50
5. Benny Ricardo (1980-81)	42	23	.548	47
6. Bill McClard (1973-75)	45	23	.511	47
7. Garo Yepremian (1979)	16	12	.750	44
8. Happy Feller (1972-73)	23	10	.435	46

MOST GAMES PLAYED (With Saints Only)

	No.
1. Derland Moore (1973-85)	169
2. Archie Manning (1971-82)	137
John Hill (1975-84)	137
4. Dave Waymer (1980-88)	133
5. Joe Federspiel (1972-80)	130
6. Stan Brock (1980-88)	123
7. Tommy Myers (1972-81)	119
8. Frank Warren (1981-88)	117
Rickey Jackson (1981-88)	117
10. Jim Wilks (1981-88)	116
11. Dave Lafary (1977-85)	109
12. Hoby Brenner (1981-88)	102
Bruce Clark (1982-88)	102
14. Larry Hardy (1978-85)	101
15. Morten Andersen (1982-88)	100

HOME SWEET DOME

Since moving to the Superdome for the 1975 season, the Saints have posted a record of 42-63 at home. New Orleans has also put together a 65-95-1 mark at home since entering the league in 1967. Since battling the Houston Oilers to a 13-13 tie October 3, 1971 at the Astrodome, the Saints have compiled a 7-5-1 mark in domed stadiums on the road, including a pair of wins in three tries in 1988.

Saints Big Days

100 YARDS RUSHING

Yds.	Att.	Player	Opponent	Date
206	24	George Rogers	St. Louis	9- 4-83
203	28	Rueben Mayes	Miami	12- 7-86
172	24	Rueben Mayes	Tampa Bay	10-19-86
166	33	George Rogers	Dallas	12-19-82
162	29	George Rogers	Los Angeles Rams	9-13-81
161	22	Chuck Muncie	Atlanta	9- 2-79
161	24	George Rogers	@ Los Angeles Rams	11- 8-81
160	34	Wayne Wilson	Miami	10- 2-83
160	35	Earl Campbell	@ Minnesota	11-24-85
157	33	Rueben Mayes	New England	11-30-86
148	22	Alvin Maxson	St. Louis	12- 8-74
147	24	Rueben Mayes	Cleveland	9-13-87
146	14	Tony Galbreath	@ Kansas City	9-26-76
144	29	Rueben Mayes	San Francisco	10-25-87
142	27	Andy Livingston	Washington	9-21-68
142	28	George Rogers	@ Houston	11-22-81
138	33	Wayne Wilson	@ Chicago	9-12-82
137	20	George Rogers	Atlanta	11- 6-83
134	17	George Rogers	Philadelphia	10-11-81
131	25	Rueben Mayes	@ St. Louis	11-16-86
128	28	Rueben Mayes	San Francisco	11- 2-86
128	21	Chuck Muncie	Oakland	12- 3-79
127	16	Don McCall	Washington	9-22-68
127	25	Dalton Hilliard	Atlanta	12-18-88
126	25	Chuck Muncie	@ Kansas City	9-26-76
124	32	George Rogers	Los Angeles	12-18-83
123	33	George Rogers	Kansas City	11-21-82
122	18	George Rogers	@ Cleveland	10-18-81
120	23	George Rogers	Tampa Bay	11-29-81
117	18	Chuck Muncie	San Francisco	11-11-79
115	25	George Rogers	@ San Francisco	9-27-81
115	25	Rueben Mayes	Denver	11-20-88
114	21	George Rogers	@ Buffalo	10-30-83
114	15	Jimmy Rogers	@ Washington	10-26-80
113	26	Bob Gresham	@ Green Bay	11-28-71
113	31	George Rogers	Cincinnati	10-25-81
113	11	Hokie Gajan	N.Y. Jets	11-21-83
112	19	Rueben Mayes	@ Atlanta	11- 1-87
110	14	Tony Baker	@ St. Louis	11- 2-69
109	15	Chuck Muncie	Los Angeles	11-28-76
109	27	Mike Strachan	Atlanta	11- 2-75
109	11	Craig Heyward	L.A. Raiders	10-23-88
108	22	Rueben Mayes	@ Indianapolis	10-12-86
108	24	Wayne Wilson	@ San Francisco	9-29-85
108	31	Wayne Wilson	@ Dallas	9-25-83
107	20	Chuck Muncie	N.Y. Jets	12- 4-77
107	30	George Rogers	San Francisco	12-20-81
105	24	Mike Strachan	Green Bay	10-12-75
103	18	Wayne Wilson	@ Atlanta	10- 9-83
102	13	Chuck Muncie	@ St. Louis	10-23-77

102	20	George Rogers	Atlanta	9- 2-84
100	20	Tony Galbreath	Los Angeles	10-30-77

250 YARDS PASSING

Yds.	Player	Att.	Comp.	Opponent	Date
377	Archie Manning	38	24	@ San Francisco	12- 7-80
355	Archie Manning	28	20	@ San Francisco	9-23-79
345	Billy Kilmer	32	22	@ St. Louis	11- 2-69
344	Archie Manning	32	22	@ Pittsburgh	11- 5-78
333	Ken Stabler	43	29	Tampa Bay	12- 5-82
325	Dave Wilson	32	20	Cincinnati	12- 9-84
323	Archie Manning	32	23	Atlanta	10-19-80
314	Archie Manning	40	25	San Francisco	9- 7-80
314	Archie Manning	36	25	@ Detroit	10-12-80
306	Archie Manning	40	25	Philadelphia	11- 9-80
301	Archie Manning	39	24	New England	12-21-80
295	Archie Manning	35	20	Philadelphia	10-29-72
294	Richard Todd	27	21	@ Cleveland	10-28-84
292	Billy Kilmer	36	17	Pittsburgh	12-15-68
291	Archie Manning	45	28	@ Green Bay	9- 9-79
287	Archie Manning	27	17	@ San Francisco	10-22-72
285	Bobby Scott	35	16	@ St. Louis	10-23-77
285	Archie Manning	34	24	Buffalo	9-12-80
284	Archie Manning	29	14	Atlanta	9- 2-79
282	Bobby Hebert	32	23	@ Detroit	9-18-88
279	Ken Stabler	39	25	Chicago	9-12-83
279	Bobby Hebert	32	19	@ Washington	11- 6-88
276	Billy Kilmer	37	22	Dallas	9-28-69
276	Archie Manning	31	18	@ N.Y. Giants	10- 8-72
276	Dave Wilson	34	19	Miami	12- 7-86
273	Bobby Hebert	37	17	Dallas	10- 3-88
272	Dave Wilson	33	20	New England	11-30-86
271	Ken Stabler	35	24	Atlanta	1- 2-83
268	Archie Manning	27	20	@ Seattle	11-18-79
264	Archie Manning	31	14	@ Atlanta	11-25-79
264	Richard Todd	29	14	St. Louis	9-23-84
263	Archie Manning	48	24	@ Los Angeles	11- 2-80
262	Billy Kilmer	24	14	@ Washington	12-17-67
261	Billy Kilmer	22	15	San Francisco	12-13-70
255	Bobby Hebert	24	16	Tampa Bay	12- 6-87
254	Bobby Hebert	27	15	Houston	12-13-87

100 YARDS RECEIVING

Yds.	No.	Player	Opponent	Date
205	6	Wes Chandler	Atlanta	9- 2-79
165	8	Danny Abramowicz	@ Cincinnati	11-29-70
164	3	Eric Martin	Green Bay	9-14-86
159	4	Larry Burton	@ Atlanta	11- 2-75
156	12	Danny Abramowicz	Pittsburgh	10-29-67
146	10	Eric Martin	@ Washington	11- 6-88
145	7	Al Dodd	@ St. Louis	11- 2-69
144	7	Danny Abramowicz	@ Washington	12-17-67
144	8	Henry Childs	@ San Francisco	12- 7-80
140	7	Danny Abramowicz	San Francisco	12-13-70

140	8	Wes Chandler	Atlanta	10-19-80
139	9	Wes Chandler	Philadelphia	11- 9-80
135	5	Eugene Goodlow	San Francisco	12-15-85
132	6	Eric Martin	L.A. Rams	10-30-88
131	6	Hoby Brenner	St. Louis	9-23-84
130	6	Eric Martin	Houston	12-13-87
129	8	Danny Abramowicz	Pittsburgh	12-21-69
127	12	John Beasley	San Diego	11-18-73
127	4	Wes Chandler	@ San Francisco	9-23-79
122	14	Tony Galbreath	@ Green Bay	9-10-78
121	6	Henry Childs	@ Seattle	11-18-79
120	4	Dave Parks	@ N.Y. Giants	10- 8-72
119	4	Ike Harris	Philadelphia	11- 9-80
119	6	Mike Jones	Miami	12- 7-86
117	7	Wes Chandler	Atlanta	11-12-78
117	3	Henry Childs	@ Atlanta	11-25-79
117	8	Wes Chandler	@ Atlanta	9- 6-81
115	4	Paul Seal	Philadelphia	10-27-74
115	9	Danny Abramowicz	Baltimore	10-19-69
114	7	Dave Parks	@ St. Louis	10-11-70
113	5	Danny Abramowicz	San Francisco	11-23-69
112	7	Henry Childs	@ Green Bay	9- 9-79
112	6	Hoby Brenner	@ Atlanta	10-20-85
111	8	Eric Martin	Denver	11-20-88
110	5	Danny Abramowicz	San Francisco	9-26-71
110	5	Dave Parks	@ San Francisco	10-22-72
109	2	Walt Roberts	Philadelphia	11-19-67
106	7	Tony Galbreath	Oakland	12- 3-79
106	6	Wes Chandler	@ Detroit	10-12-80
105	6	Hoby Brenner	Chicago	9-18-83
105	9	Danny Abramowicz	@ Atlanta	12- 7-69
103	6	Dave Parks	Pittsburgh	12-15-68
103	6	Wes Chandler	San Francisco	12- 3-78
103	6	Wes Chandler	Atlanta	11-25-79
103	6	Larry Hardy	San Francisco	9- 7-80
103	6	Lindsay Scott	St. Louis	9-12-82
101	8	Danny Abramowicz	@ N.Y. Giants	10- 6-68
101	4	Tyrone Young	@ Cleveland	10-28-84
101	3	Hoby Brenner	Cincinnati	12- 9-84
101	7	Eric Martin	@ St. Louis	10-11-87
101	2	Eric Martin	Tampa Bay	12- 6-87
100	3	Henry Childs	@ Atlanta	11-26-78

SAINTS 'CONSECUTIVE' RECORDS

INDIVIDUAL

Games Played:

- 103 Joe Federspiel (1973-80)
- 91 Rickey Jackson (1981-2nd game, 1987)
- 83 Danny Abramowicz (1967-73)

Games Started:

- 117 Rickey Jackson (1981-current)

Games, Scoring Points:

- 78 Morten Andersen (game 15 of 1983 through 1988; current)

Games, Scoring Touchdown:

- 4 Chuck Muncie, 1979 (11th to 14th game)
- 4 Lonzell Hill, 1988 (3rd to 6th game)

Games, Scoring Field Goal:

- 19 Morten Andersen 11-24-85 through 12-7-86

Games, Rushing Touchdown:

- 4 Chuck Muncie, 1979 (11th to 14th game)

Games, Receiving Touchdown:

- 4 Lonzell Hill, 1988 (3rd to 6th game)

Games, Rushing for One Hundred or More Yards:

- 3 George Rogers, 1981 (6th, 7th and 8th games)
- 3 Wayne Wilson, 1983 (4th, 5th and 6th games)

Games, Passing Touchdown:

- 12 Archie Manning (1978, last 4 games; 1979, 1st to 9th game)

Games, None Intercepted:

- 3 Billy Kilmer, 1969; Archie Manning 1971, 1973, 1978, 1979; Bobby Hebert, 1987.

Passes Completed:

- 15 Archie Manning, 1979 (7th and 8th games)

Games, Pass Reception:

- 79 Danny Abramowicz (1967-73)

Points After Touchdown

- 73 Morten Andersen (1985-2nd game, 1988)

Field Goals Made:

- 20 Morten Andersen, 1985-86

TEAM

Wins Regular Season:

- 9 (1987)

Wins, Preseason:

- 5 (1967)

Losses, Regular Season

- 14 (1980)

NEW ORLEANS SAINTS ON MONDAY NIGHT FOOTBALL

- Sep. 25, 1972 — Kansas City 20, New Orleans 17, at New Orleans (70,793)
- Sep. 24, 1973 — Dallas 40, New Orleans 3, at Dallas (52,715)
- Nov. 25, 1974 — Pittsburgh 28, New Orleans 7, at New Orleans (71,907)
- Dec. 3, 1979 — Oakland 42, New Orleans 35, at Superdome (65,541)
- Nov. 24, 1980 — L.A. Rams 27, New Orleans 7, at Superdome (53,448)
- Nov. 21, 1983 — N.Y. Jets 31, New Orleans 28, at Superdome (68,606)
- Nov. 19, 1984 — New Orleans 27, Pittsburgh 24, at Superdome (66,005)
- Oct. 3, 1988 — New Orleans 20, Dallas 17, at Superdome (68,474)

SAINTS ATTENDANCE

ROAD Year	COMBINED			HOME		
	Total	Avg.	Total	Avg.	Total	Avg.
1967	890,405	63,600	528,242	75,463	362,163	51,738
1968	884,123	63,151	519,426	74,203	374,697	53,528
1969	921,972	65,855	521,133	74,447	400,839	57,262
1970	843,342	60,238	483,234	69,033	360,108	51,444
1971	932,267	66,590	550,578	78,654	381,589	54,512
1972	880,545	62,896	467,686	66,812	421,859	60,266
1973	839,914	59,993	451,566	64,509	388,348	55,478
1974	829,873	59,277	452,236	64,605	377,637	53,948
1975	767,274	56,805	396,409	56,634	370,935	52,990
1976	714,135	51,010	359,631	51,376	354,504	50,643
1977	665,989	47,510	334,502	47,786	321,487	45,927
1978	850,418	53,151	457,607	57,201	392,811	49,101
1979	939,148	58,697	495,260	61,907	443,915	55,489
1980	808,612	50,538	385,815	48,227	422,797	62,850
1981	891,207	55,700	440,708	55,089	450,499	55,700
1982	467,978	51,988	255,726	51,145	212,252	63,063
1983	896,678	56,042	529,878	66,235	266,800	45,850
1984	884,258	55,266	472,625	59,078	411,633	51,454
1985	799,050	49,941	388,795	48,599	410,255	51,282
1986	874,303	54,644	463,611	57,951	410,692	51,644
1987	774,295	51,620	420,783	60,111	353,512	44,189
1988	965,179	60,324	531,156	66,395	434,023	54,253

LARGEST HOME CROWD IN TULANE STADIUM

1967	83,437	vs.	Dallas 11-12 (Lost 10-27)
		vs.	Atlanta 11-26 (Won 27-24)
1968	84,278	vs.	Dallas 11-3 (Lost 3-17)
1969	80,636	vs.	Baltimore 10-19 (Lost 10-30)
1970	77,681	vs.	Los Angeles 11-1 (Lost 17-30)
1971	83,130	vs.	Minnesota 11-21 (Lost 10-23)
1972	70,793	vs.	Kansas City 9-25 (Lost 17-20)
1973	74,770	vs.	Buffalo 11-4 (Won 13-0)
1974	74,289	vs.	Miami 11-10 (Lost 0-21)

SUPERDOME

1975	61,497	vs.	Minnesota 11-16 (Lost 7-20)
1976	61,413	vs.	Dallas 9-19 (Lost 6-24)
1977	59,023	vs.	Los Angeles 10-30 (Won 27-26)
1978	70,323	vs.	Atlanta 11-12 (Lost 17-20)
1979	70,940	vs.	Atlanta 9-2 (Lost 34-40 OT)
1980	62,651	vs.	Atlanta 10-19 (Lost 14-41)
1981	64,758	vs.	Pittsburgh 10-4 (Lost 6-20)
1982	61,709	vs.	Tampa Bay 12-5 (Lost 10-13)
1983	70,418	vs.	Los Angeles 12-18 (Lost 24-26)
1984	66,652	vs.	Atlanta 9-2 (Lost 28-36)
1985	57,760	vs.	Kansas City 9-8 (Lost 27-47)
1986	67,950	vs.	Atlanta 9-7 (Lost 10-31)
1987	69,546	vs.	Minnesota 1-3-88 (wild card)(Lost 10-44)
1988	68,474	vs.	Dallas 10-3 (Won 20-17)*

*ABC Monday Night Football Telecast

NOTE: Largest Superdome audience was 72,434 for first preseason game of 1975 (Houston 13, New Orleans 7). Preseason attendance figures are unofficial.

LARGEST ROAD CROWD

1967	62,670	vs.	New York Giants 10-8 (Lost 21-27)
1968	71,025	vs.	Cleveland 11-10 (lost 17-35)
1969	68,282	vs.	Dallas 11-9 (Lost 17-33)
1970	66,140	vs.	Los Angeles 12-6 (Lost 16-34)
1971	73,610	vs.	Los Angeles 12-5 (Lost 28-45)
1972	66,303	vs.	Los Angeles 9-17 (Lost 14-34)
1973	70,358	vs.	Los Angeles 11-11 (Lost 7-29)
1974	64,178	vs.	Los Angeles 9-22 (Lost 0-24)
1975	60,771	vs.	Los Angeles 10-26 (Lost 14-38)
1976	61,685	vs.	Seattle 11-21 (Won 51-27)
1977	53,482	vs.	Philadelphia 11-6 (Lost 7-28)
1978	57,920	vs.	Dallas 11-19 (Lost 7-27)
1979	74,482	vs.	Denver 11-4 (Lost 3-10)
1980	78,147	vs.	Detroit 10-12 (Lost 13-24)
1981	76,059	vs.	Cleveland 10-18 (Lost 17-20)
1982	64,506	vs.	Dallas 12-19 (Lost 7-21)
1983	62,136	vs.	Dallas 9-25 (Lost 20-21)
1984	63,739	vs.	New York Giants 12-15 (Won 10-3)
1985	74,488	vs.	Denver 9-15 (Lost 23-34)
1986	72,765	vs.	New York Giants 9-28 (Lost 17-20)
1987	60,436	vs.	San Francisco 11-15 (Won 26-24)
1988	63,569	vs.	Seattle 10-16 (Won 20-19)

Saints Individual Records

SCORING

MOST POINTS

Lifetime —	656	Morten Andersen, 1982-88 (151 FGs, 203 PATs)
Season —	121	Morten Andersen, 1987 (28 FGs, 37 PATs)
Game —	18	Walt Roberts vs. Philadelphia 11-5-67 (3 TDs) Danny Abramowicz vs. San Francisco 9-26-71 (3 TDs) Archie Manning vs. Chicago 10-2-77 (3 TDs) Chuck Muncie vs. San Francisco 11-11-79 (3 TDs) George Rogers at Los Angeles Rams 11-8-81 (3 TDs) Wayne Wilson vs. Atlanta 1-2-83 (3 TDs)

MOST CONSECUTIVE GAMES SCORING

78	Morten Andersen (last game 1983 through 1988)
----	---

MOST TOUCHDOWNS

Lifetime —	37	Danny Abramowicz, 1967-73
Season —	13	George Rogers, 1981
Game —	3	Walt Roberts vs. Philadelphia 11-15-67 Danny Abramowicz vs. San Francisco 9-26-71 Archie Manning vs. Chicago 10-2-77 Chuck Muncie vs. San Francisco 11-11-79 George Rogers at Los Angeles Rams 11-8-81 Wayne Wilson vs. Atlanta 1-2-83

MOST CONSECUTIVE GAMES SCORING A TOUCHDOWN

4	Chuck Muncie 1979 (11-14) Lonzell Hill 1988 (3-6)
---	--

MOST CONSECUTIVE GAMES RUSHING TOUCHDOWN

4	Chuck Muncie 1979 (Games 11-14)
---	---------------------------------

MOST CONSECUTIVE GAMES RECEIVING TOUCHDOWN

4	Lonzell Hill 1988 (Games 3-6)
---	-------------------------------

MOST FIELD GOALS

Lifetime —	151	Morten Andersen, 1982-88 (193 attempts)
Season —	31	Morten Andersen, 1985 (35 attempts)
Game —	5	Morten Andersen vs. Los Angeles Rams 12-1-85 (5 att.) Andersen vs. San Francisco 10-25-87 (7 att.)

LONGEST FIELD GOAL

63	Tom Dempsey vs. Detroit 11-8-70 (NFL Record)
----	--

MOST POINTS AFTER TOUCHDOWN

Lifetime —	203	Morten Andersen, 1982-88 (207 attempts)
Season —	39	Garó Yepremian, 1979 (40 attempts)
Game —	6	Rich Szaro at Seattle 11-21-76 (6 attempts) Rich Szaro at Chicago 10-2-77 (6 attempts) Garó Yepremian at Tampa Bay 10-14-79 (6 attempts) Morten Andersen vs. Denver 11-20-88 (6 attempts)

MOST CONSECUTIVE POINTS AFTER TOUCHDOWN

73	Morten Andersen, 1985 - 2nd Game, 1988
----	--

MOST FIELD GOAL ATTEMPTS (One Game)

7	Morten Andersen vs. San Francisco 10-25-87 (made 5) Tom Dempsey vs. Philadelphia 11-30-69 (made 4)
---	---

MOST CONSECUTIVE FIELD GOALS

20	Morten Andersen, 11-24-85 through 10-5-86
----	---

RECEIVING

MOST PASSES CAUGHT

Lifetime —	309	Danny Abramowicz, 1967-73
Season —	85	Eric Martin, 1988 (1,083 yards)
Game —	14	Tony Galbreath at Green Bay 9-10-78

MOST TOUCHDOWN PASSES CAUGHT

Lifetime —	37	Danny Abramowicz, 1967-73
Season —	9	Henry Childs, 1977
Game —	3	Danny Abramowicz vs. San Francisco 9-26-71

MOST YARDS GAINED RECEIVING

Lifetime —	4,875	Danny Abramowicz, 1967-73
Season —	1,083	Eric Martin, 1988 (85 catches)
Game —	205	Wes Chandler vs. Atlanta 9-2-79 (6 catches)

LONGEST PASS RECEIVED

96	Walt Roberts from Bill Kilmer at Philadelphia 11-19-67
----	--

PUNTING

MOST PUNTS

Lifetime —	447	Tom Blanchard, 1974-78 (41.3 avg.)
Season —	101	Tom Blanchard, 1976 (39.3 avg.)
Game —	12	Tom Blanchard vs. Minnesota 11-16-75 (42.9 avg.)

PASSING

MOST PASSES COMPLETED

Lifetime —	1,849	Archie Manning, 1971-82 (3,328 attempts)
Season —	309	Archie Manning, 1980 (509 attempts)
Game —	33	Archie Manning at Green Bay 9-10-78

MOST PASSES ATTEMPTED

Lifetime —	3,335	Archie Manning, 1971-82 (completed 1,848)
Season —	509	Archie Manning, 1980 (completed 309)
Game —	53	Archie Manning at Green Bay 9-10-78 (completed 33)

MOST PASSES HAD INTERCEPTED

Lifetime —	156	Archie Manning, 1971-82 (3,328 att, 1,848 comp.)
Season —	21	Archie Manning, 1972 (448 att.)
Game —	5	Archie Manning vs. Atlanta 9-16-73 (13 att.) Archie Manning vs. Los Angeles 10-7-79 (32 att.)

MOST YARDS GAINED PASSING

Lifetime —	21,734	Archie Manning, 1971-82 (3,328 att., 1,848 comp.)
Season —	3,716	Archie Manning, 1980 (509 att., 309 comp.)
Game —	377	Archie Manning at San Francisco 12-7-80 (38 att., 24 comp.)

LONGEST TOUCHDOWN PASS

82	John Fourcade to Mike Waters vs. Rams 10-4-87
----	---

LONGEST NON-SCORING PASS

96	Bill Kilmer to Walt Roberts at Philadelphia 11-19-67
----	--

MOST TOUCHDOWN PASSES	
Lifetime —	115 Archie Manning, 1971-82
Season —	23 Archie Manning, 1980
Game —	6 Bill Kilmer at St. Louis 11-2-69

BEST PASSING PERCENTAGE	
Lifetime —	57.2 Ken Stabler, 1982-84 (500 att., 326 comp.)
Season —	61.9 Ken Stabler, 1982 (189 att., 117 comp.)
Game —	87.0 Bobby Hebert vs. Denver 11-20-88 (23 att., 20 comp.)

MOST TIMES THROWN ATTEMPTING TO PASS	
Game —	9 Dave Wilson at San Francisco 11-13-83 Dave Wilson at Los Angeles Rams 11-3-85

MOST YARDS LOST ATTEMPTING TO PASS	
Game —	81 Archie Manning vs. San Diego 10-9-77

RUSHING

MOST ATTEMPTS	
Lifetime —	995 George Rogers, 1981-84 (4,267 yds, 4.3 avg.)
Season —	378 George Rogers, 1981 (1,674 yds, 4.4 avg.)
Game —	35 Earl Campbell at Minnesota 11-24-85 (160 yds, 4.6 avg.) Dwight Beverly at St. Louis 10-11-87 (139 yds, 4.0 avg.)

MOST YARDS GAINED	
Lifetime —	4,267 George Rogers, 1981-84 (995 att., 4.3 avg.)
Season —	1,674 George Rogers, 1981 (378 att., 4.4 avg.)
Game —	206 George Rogers vs. St. Louis 9-4-83 (24 att., 8.6 avg.)

LONGEST SCORING RUN FROM SCRIMMAGE	
	79 George Rogers at Cleveland 10-18-81
	76 George Rogers vs. St. Louis 9-4-83
	74 Tony Galbreath at Kansas City 9-26-76
	73 Craig Heyward vs. L.A. Raiders 10-23-88

LONGEST NON-SCORING RUN FROM SCRIMMAGE	
	73 George Rogers vs. Philadelphia 10-11-81

BEST AVERAGE (100 or more Attempts)	
Season —	6.0 Hokie Gajan, 1984 (615 yds, 102 att.)

BEST AVERAGE (8 or more attempts)	
Game —	10.5 Tony Galbreath vs. Kansas City 9-26-76

TOTAL OFFENSE

MOST RUNNING AND PASSING PLAYS	
Game —	54 Archie Manning at Green Bay 9-10-78 54 Archie Manning vs. New England 21-19-72

MOST TOTAL YARDS (does not include yards lost attempting to pass)	
Game —	381 Archie Manning at San Francisco 12-7-80 (377 passing, 4rushing)

BEST AVERAGE GAIN PER PLAY	
Game —	13.0 Bill Kilmer at Philadelphia 11-19-67 (12 plays, 156 yds)

RETURNS, INTERCEPTIONS, RECOVERIES

MOST PUNT RETURNS	
Lifetime —	104 Jeff Groth, 1981-84 (887 yds)
Season —	39 Jeff Groth, 1983 (275 yds)
Game —	6 Pete Athas vs. Houston 10-3-76 (161 yds)

MOST YARDS PUNTS RETURNED	
Lifetime —	887 Jeff Groth, 1981-84 (104 returns)
Season —	436 Jeff Groth, 1981 (37 returns)
Game —	161 Pete Athas vs. Houston 10-3-76 (6 returns)

LONGEST PUNT RETURN	
	80 Mel Gray vs. Tampa Bay 12-6-87

LONGEST PUNT RETURN FOR TOUCHDOWN	
	66 Mel Gray vs. Denver 11-20-88

MOST KICKOFF RETURNS	
Lifetime —	124 Rich Mauti, 1977-83 (2,636 yds)
Season —	43 Margene Adkins, 1972 (1,020 yds)
Game —	6 Walt Roberts at Baltimore 12-10-67 (123 yds) Rich Mauti vs. Atlanta 10-19-80 (137 yds) Rich Mauti vs. Philadelphia 9-16-79 (131 yds) Jimmy Rogers vs. Philadelphia 11-9-80 (138 yds) Jimmy Rogers at San Francisco 12-7-80 (127 yds) Jimmy Rogers vs. New England 12-21-80 (118 yds) Mel Gray vs. San Francisco 9-4-88 (144 yds)

MOST YARDS ON KICKOFF RETURNS	
Lifetime —	2,836 Rich Mauti, 1977-83 (124 returns)
Season —	1,020 Margene Adkins, 1972 (43 returns)
Game —	186 Mel Gray at San Francisco 9-21-86 (3 returns)

LONGEST KICKOFF RETURN	
	101 Mel Gray at San Francisco 9-21-86 (TD)

MOST PASS INTERCEPTIONS	
Lifetime —	36 Tommy Myers, 1972-81 (returned 621 yds)
Season —	10 Dave Whitsell, 1967 (returned 178 yds)
Game —	3 Tommy Myers vs. Minnesota 9-3-78 Dave Waymer vs. Philadelphia 10-6-85

MOST YARDS INTERCEPTIONS RETURNED	
Lifetime —	621 Tommy Myers, 1972-81 (36 returns)
Season —	178 Dave Whitsell, 1967 (10 interceptions)
Game —	151 Tommy Myers vs. Minnesota 9-3-78 (3 returns)

LONGEST INTERCEPTION RETURN	
	97 Tommy Myers vs. Minnesota 9-3-78 (TD)

MOST TIMES THROWN QB FOR LOSS	
Lifetime —	72 Rickey Jackson, 1981-88 (576 yards)
Season —	12 Elois Grooms, 1979 (107 yards)
	12 Rickey Jackson, 1984 (95 yards)
Game —	4 Rickey Jackson at Atlanta 12-14-86 (33 yards) Rickey Jackson at Detroit 9-18-88 (34 yards)

MOST OPPONENTS' FUMBLES RECOVERED	
Lifetime —	10 Bob Pollard, 1971-76
Season —	5 Joe Federspiel, 1975
	Maurice Spencer, 1976
	Jack Del Rio, 1985
Game —	3 Maurice Spencer vs. Atlanta 10-10-76

MOST TIMES FUMBLED	
Lifetime —	57 Archie Manning, 1971-82
Season —	13 George Rogers, 1981
Game —	3 Bill Kilmer at St. Louis 12-3-67
	Bill Kilmer vs. Cleveland 10-12-69
	Howard Stevens at Dallas 9-24-73
	Hokie Gajan vs. Tampa Bay 9-22-85
	Rueben Mayes vs. San Francisco 10-25-87 (2 lost)
	Rueben Mayes at Pittsburgh 11-29-87 (2 lost)

CHRONOLOGY OF UNIFORM CHANGES

The following is a catalogue of uniform changes since the Saints' inception in 1966:

1967 — Gold pants with black and white striping; black jerseys with gold numerals and white trim with white and gold piping on sleeves; white jerseys with gold numerals and black trim with black and gold piping on sleeves. Gold helmet with black Fleur-de-Lis on either side, and black and white striping down the middle.

1969 — For preseason games exclusively — Black helmets with gold Fleur-de-Lis on either side and gold and white striping down the middle. Helmets have been gold ever since.

1971 — The color of the numerals changed. Black with gold trim on white jerseys and white with gold trim on black jerseys.

1975 — Pants were changed from gold to white with black and gold striping.

1976 — Black pants were introduced to be worn with white jerseys. Gold and white striping down the sides. Same white pants worn with the black jerseys. The facemask changed from grey to black.

1983 — Numbers changed to "San Diego-style" numerals. Thin border around the number with no direct contact between the number and the border. The second change was from socks with black and gold piping to solid black.

1986 — Gold pants with wide solid black stripes were initiated. The state Fleur-de-Lis patch appears on either side of the pants. The jersey was redesigned with TV numbers on the shoulders, and the state Fleur-de-Lis on either sleeve. The stripes on the sleeves were eliminated. The socks feature a wide gold stripe on a black background.

Saints Team Records

*Records set as a result of the (1982) nine-game season

OFFENSE

MOST YARDS GAINED

Season —	5,267	1979
Game —	526	vs. Miami 12-7-86 (257 rushing, 269 passing)

MOST YARDS GAINED RUSHING

Season —	2,476	1979
Game —	307	at Los Angeles 11-8-81

MOST YARDS GAINED PASSING

Season —	3,648	1980
Game —	376	at San Francisco 12-7-80

FEWEST YARDS GAINED (Total Offense)

Season —	2,655	1982*
	3,189	1975
Game —	60	vs. Minnesota 11-16-75 (67 rush, -7 pass)

FEWEST YARDS GAINED RUSHING

Season —	1,193	1967
Game —	7	vs. San Francisco 10-1-72

FEWEST YARDS GAINED PASSING

Season —	1,398	1972
	1,547	1975
Game —	15	at San Francisco 10-21-73

MOST RUSHING ATTEMPTS

Season —	595	1983
Game —	55	at Atlanta 10-20-74
		at San Francisco 10-15-78

HIGHEST AVERAGE PER RUSH

Season —	4.5	1979
Game —	7.1	vs. Miami 12-7-86

MOST TOTAL PLAYS

Season —	1,044	1984
Game —	87	at St. Louis 10-11-87

HIGHEST AVERAGE GAIN PER OFFENSIVE PLAY

Season —	5.7	1979
Game —	8.1	vs. Atlanta 9-2-79

FIRST DOWNS

MOST FIRST DOWNS

Season —	315	1979
Game —	32	vs. Atlanta 1-2-83

FEWEST FIRST DOWNS

Season —	173	1982*
Game —	183	1970
	2	at San Francisco 10-21-73

MOST FIRST DOWNS RUSHING

Season —	160	1979
Game —	19	at Seattle 11-21-76

MOST FIRST DOWNS PASSING

Season —	183	1980
Game —	18	vs. Tampa Bay 12-5-82

MOST FIRST DOWNS BY PENALTY

Season —	31	1969 and 1971
Game —	7	at Jets 10-26-86

SCORING

MOST POINTS

Season —	422	1987
Game —	51	at St. Louis 11-2-69
		at Seattle 11-21-76
Half —	42	at Tampa Bay 10-14-79
Quarter —	28	at Seattle 11-21-76
		vs. Oakland 12-3-79

MOST TOUCHDOWNS

Season —	46	1979
Game —	6	at St. Louis 11-2-69
		at Seattle 11-21-76
		at Chicago 10-2-77
		at Tampa Bay 10-14-79
		vs. Denver 11-20-88

MOST POINTS AFTER TOUCHDOWN

Season —	44	1979
Game —	6	at Seattle 11-21-76
		at Chicago 10-2-77
		at Tampa Bay 10-14-79
		vs. Denver 11-20-88

MOST TOUCHDOWNS RUSHING

Season —	28	1979
Game —	5	at Tampa Bay 10-14-79

MOST TOUCHDOWNS PASSING

Season —	26	1980
Game —	6	at St. Louis 11-2-69

MOST FIELD GOALS

Season —	31	1985
Game —	5	at Green Bay (Milw.) 11-28-71
		vs. Los Angeles Rams 12-1-85
		vs. San Francisco 10-25-87

LARGEST MARGIN OF VICTORY

Game —	42	Saints 42, Denver 0 11-20-88
--------	----	------------------------------

MOST CONSECUTIVE GAMES SCORING

	81	Current beginning game 15, 1983
--	----	---------------------------------

FEWEST POINTS SCORED

Season —	129	1982*
	163	1973

LONGEST WINNING STREAK

Game —	9	1987 (began with 38-0 win over Atlanta 11-1-87, ended with 34-33 loss to San Francisco 9-4-88)
--------	---	--

LONGEST LOSING STREAK

	14	First games of 1980
--	----	---------------------

PASSING

MOST PASSES COMPLETED

Season —	334	1980 (566 attempts)
Game —	33	vs. Green Bay 9-10-78 (53 attempts)

MOST PASSES ATTEMPTED

Season —	566	1980 (334 completions)
Game —	53	at Green Bay 9-10-78 (33 completions)

BEST COMPLETION PERCENTAGE (10 or more passes)

Season —	.614	1978 (479 att., 294 comp.)
Game —	.870	vs. Denver 11-20-88 (20 of 23)

FEWEST PASSES COMPLETED

Season —	137	1982*
Game —	163	1973
	2	at San Francisco 10-15-78 (4 attempts)

FEWEST PASSES ATTEMPTED

Season —	248	1982*
Game —	321	1977
Game —	4	at San Francisco 10-15-78 (2 completions)

LOWEST COMPLETION PERCENTAGE

Season —	.462	1975 (392 att., 181 comp.)
----------	------	----------------------------

MOST PASSES HAD INTERCEPTED

Season —	29	1968 (439 attempts)
Game —	6	vs. Atlanta 9-16-73 (24 attempts)

MOST TIMES SAINTS PASSERS THROWN FOR LOSSES

Season —	58	1985 (461 yards)
Game —	9	vs. Los Angeles 10-24-76
		at San Francisco 11-13-83 (77 yards)
		at Los Angeles Rams 11-3-85 (63 yards)

MOST YARDS LOST ATTEMPTING TO PASS

Season —	461	1985
Game —	81	vs. San Diego 10-9-77

INTERCEPTIONS**MOST PASSES INTERCEPTED**

Season —	26	1979, 1986
Game —	7	vs. Green Bay 9-14-86

FEWEST PASSES INTERCEPTED

Season —	9	1982*
	12	1976, 1980, 1987

MOST YARDS INTERCEPTIONS RETURNED

Season —	412	1983 (23 returns)
Game —	176	vs. Minnesota 9-3-78 (4 returns)

FUMBLES**MOST FUMBLES**

Season —	40	1981
Game —	7	at Los Angeles 11-8-81; vs. New England 11-30-86

FEWEST FUMBLES

Season —	17	1982*
	19	1968

MOST OPPONENTS' FUMBLES RECOVERED

Season —	18	1987
Game —	5	vs. Dallas 11-3-68; vs. Cleveland 12-12-71; at Atlanta 11-25-79

MOST FUMBLES LOST

Season —	22	1983
Game —	5	vs. New England 11-30-86

PUNT RETURNS**MOST PUNT RETURNS**

Game —	7	vs. New England 11-30-86
--------	---	--------------------------

MOST YARDS PUNTS RETURNED

Game —	161	vs. Houston 10-3-76 (6 returns)
--------	-----	---------------------------------

KICKOFF RETURNS**MOST KICKOFF RETURNS**

Game —	9	at Philadelphia 11-19-67 (231 yds)
	9	vs. San Francisco 10-1-72 (201 yds)

MOST YARDS KICKOFFS RETURNED

Game —	233	at San Francisco 9-21-86 (5 returns)
--------	-----	--------------------------------------

PUNTING**MOST PUNTS**

Season —	101	1976
Game —	12	vs. Minnesota 11-16-75

FEWEST PUNTS

Season —	46	1982*
Game —	0	vs. Atlanta 1-2-83

PENALTIES**MOST PENALTIES**

Season —	112	1978 (1,044 yds)
Game —	14	vs. Minnesota 9-3-78 (132 yds)
	14	vs. St. Louis 9-4-83 (101 yds)
	14	vs. Philadelphia 10-6-85 (107 yds)

MOST YARDS PENALIZED		
Season —	1,044	1978 (112 penalties)
Game —	142	at New York Giants 10-6-68 (12 penalties)

FEWEST PENALTIES		
Season —	58	1973 (516 yds)
Game —	0	vs. Seattle 11-10-85

FEWEST YARDS PENALIZED		
Season —	514	1982 (64 penalties)*
	515	1973 (58 penalties)
Game —	0	vs. Seattle 11-10-85

DEFENSE

MOST POINTS ALLOWED		
Season —	487	1980
Game —	62	Atlanta 62 at Saints 7, 9-16-73
Half —	38	vs. Atlanta 9-16-73
Quarter —	28	at Philadelphia 11-19-67; at Chicago 10-10-71; vs. Los Angeles 10-7-79

FEWEST POINTS ALLOWED		
Season —	160	1982*
	263	1974
Game —	0	Buffalo at Saints 13, 11-4-73; St. Louis at Saints 14, 12-8-74; Atlanta at Saints 30, 10-10-76; Saints 10 at Chicago, 9-19-82; Rams at Saints 6, 11-9-86; Saints 38 at Atlanta, 11-1-87; Denver at Saints 42, 11-20-88.

MOST GAMES NOT YIELDING A TOUCHDOWN		
Season —	4	1988

MOST YARDS ALLOWED		
Season —	6,218	1980
Game —	552	vs. Atlanta 9-2-79

FEWEST YARDS ALLOWED		
Season —	2,607	1982*
	3,795	1974
Game —	133	at Houston 9-30-84 at Chicago 10-18-87

MOST YARDS ALLOWED RUSHING		
Season —	3,106	1980
Game —	340	vs. Los Angeles 11-25-73

FEWEST YARDS ALLOWED RUSHING		
Season —	974	1982*
	1,559	1986
Game —	2	vs. New England 11-30-86

FEWEST RUSHES ATTEMPTED		
Season —	255	1982*
	419	1969
Game —	13	at Minnesota 11-23-85 (59 yds)

LOWEST YIELD, YARDS PER RUSH		
Season —	3.2	1986
Game —	0.1	vs. New England 11-30-86

MOST NET YARDS ALLOWED PASSING		
Season —	3,653	1985
Game —	395	vs. Kansas City 9-8-85

FEWEST NET YARDS ALLOWED PASSING		
Season —	1,633	1982*
	1,893	1977
Game —	4	at St. Louis 10-11-87

FEWEST PASSES ATTEMPTED		
Season —	245	1982 (149 completions)*
	333	1971 (175 completions)
Game —	10	at New England 12-4-83 (3 completions); at St. Louis 10-11-87 (3 completions)

FEWEST COMPLETIONS ALLOWED		
Season —	149	1982 (245 attempts)*
	152	1968 (366 attempts)
Game —	3	at New England 12-4-83 (10 attempts); at St. Louis 10-11-87 (10 attempts)

LOWEST PCT. OPPONENTS' PASSES COMPLETED		
Season —	.418	1968 (153 of 366)
Game —	.250	vs. Chicago 12-1-68 (5 of 20)

MOST TIMES TACKLED OPPONENTS' PASSER		
Season —	57	1983 (441 yards lost)
Game —	9	vs. Los Angeles Rams 12-1-85 (69 yards)

MOST YARDS LOST BY OPPONENTS' PASSER		
Season —	441	1983 (57 sacks)
Game —	73	vs. Chicago 9-18-83 (8 sacks)

FEWEST TIMES TACKLED OPPONENTS' PASSER
 Season — 17 1970 (136 yds)

FEWEST YARDS LOST BY OPPONENTS' PASSER
 Season — 136 1970 (17 sacks)

FEWEST OFFENSIVE PLAYS (Rush and Pass)
 Season — 531 1982*
 823 1969
 Game — 42 at St. Louis 10-11-87

GREATEST MARGIN OF DEFEAT
 55 Atlanta 62 at Saints 7, 9-16-73

THE LAST TIME

INTERCEPTED PASS RETURNED FOR TD — Sept. 14, 1986, by James Haynes, 17 yards vs. Green Bay.

Opponent — Dec. 4, 1988, by Jesse Solomon at Minnesota, 78 yards (3rd Quarter).

Dec. 4, 1988, by Carl Lee at Minnesota, 58 yards (2nd Quarter).

FUMBLE RECOVERY RETURNED FOR TD — Nov. 6, 1988, by Buford Jordan, 7 yards at Washington.

Opponent — Oct. 11, 1987, by Leonard Smith at St. Louis, 29 yards (2nd Quarter).

Oct. 11, 1987, by Mark Jackson at St. Louis, 77 yards (1st Quarter).

FUMBLE RECOVERED IN END ZONE FOR TD — Dec. 18, 1983, by Steve Korte vs. Los Angeles Rams.

Opponent — Oct. 21, 1984, by Jim Jeffcoat at Dallas.

BLOCKED PUNT RETURNED FOR TD — Oct. 25, 1987, by Alvin Toles, 11 yards vs. San Francisco.

Opponent — Nov. 30, 1986, by Mosi Tatupu, New England, 17 yards.

BLOCKED FG ATTEMPT RETURNED FOR TD — Oct. 16, 1988, by Dave Waymer, 58 yards at Seattle.

Opponent — Sept. 25, 1983, by Ron Fellows at Dallas, 62 yards.

PUNT RETURN FOR TD — Nov. 20, 1988, by Mel Gray, 66 yards vs. Denver.

Opponent — Nov. 19, 1984, by Louis Lipps, Pittsburgh, 76 yards.

KICKOFF RETURN FOR TD — Sept. 21, 1986, by Mel Gray, 101 yards at San Francisco.

Opponent — Oct. 12, 1975, by Steve Odom, Green Bay, 93 yards.

OPPONENTS INDIVIDUAL RECORDS

TOTAL OFFENSE MOST PLAYS

51 Jack Concannon, Chicago 12-20-70
 Kelly Stouffer at Seattle 10-16-88

MOST YARDS GAINED

400 Kelly Stouffer at Seattle (370 passing,
 30 rushing) 10-16-88

MOST YARDS PER PLAY (10 or more plays)

11.7 Bart Starr at Green Bay 11-17-68

RUSHING MOST RUSHES

39 Gerald Riggs, Atlanta 12-22-85

MOST YARDS GAINED

247 Willie Ellison at Los Angeles 12-5-71

MOST YARDS PER RUSH (8 or more carries)

11.0 Terry Bradshaw, Pittsburgh 11-25-74
 (99 yds, 9 carries)

LONGEST SCORING RUN

80 Willie Ellison at Los Angeles 12-5-71

LONGEST NON-SCORING RUN

66 Eric Dickerson, L.A. Rams 10-14-84

PASSING MOST ATTEMPTS

50 Jack Concannon, Chicago 12-20-70

MOST COMPLETIONS

29 Jeff Kemp, at San Francisco 9-21-86

MOST HAD INTERCEPTED

5 Randy Wright, Green Bay 9-14-86
 Scott Campbell at Atlanta 11-1-87

MOST YARDS GAINED

397 Bill Kenney, Kansas City 9-8-85

BEST PERCENTAGE

90.9 Scott Hunter at Atlanta, 10-31-76 (10 of 11)

MOST TOUCHDOWNS

6 Charley Johnson at St. Louis 11-2-69

LONGEST SCORING PASS

88 Bob Berry to Harmon Wages at Atlanta 12-7-69

LONGEST NON-SCORING PASS

84 Bob Berry to Ken Burrow, Atlanta 12-19-71

PASS RECEIVING MOST RECEPTIONS

12 Rickey Young, Minnesota 9-3-78
 John Spagnola, Philadelphia 10-6-85

MOST YARDS GAINED

190 Ken Burrow, Atlanta 12-19-71

MOST TOUCHDOWNS

4 Dave Williams at St. Louis 11-2-69

PUNTING MOST PUNTS

10 John James, Atlanta 10-20-74
 Ray Guy at L.A. Raiders 10-13-85

LONGEST PUNT

87 Dave Finzer at Chicago 10-7-84

PUNT RETURNS MOST RETURNS

10 Mike Nelms, Washington 12-26-82

MOST YARDS RETURNED

143 Chuck Latourette, St. Louis 9-29-68

KICKOFF RETURNS MOST KICKOFF RETURNS

7 Dennis Pearson, Atlanta 9-2-79

MOST YARDS RETURNED

189 Dave Hampton at Green Bay 11-28-71

LONGEST RETURN

105t Travis Williams at Los Angeles 12-5-71

SCORING

MOST FIELD GOALS

6 Bobby Howfield at N.Y. Jets 12-3-72
 Ray Wersching, San Francisco 10-16-83

MOST TOUCHDOWNS

4 Dave Williams at St. Louis 11-2-69

LONGEST FIELD GOAL

55 Joe Danelo at N.Y. Giants 9-20-81

MOST POINTS SCORED

24 Dave Williams at St. Louis 11-2-69

INTERCEPTIONS MOST INTERCEPTIONS

3 Pat Thomas, Los Angeles 10-7-79
 Leonard Coleman at Indianapolis 10-12-86

MOST YARDS RETURNED

93 Ross Fichtner, Cleveland 10-1-67 (2 returns)
 LONGEST RETURN

88 Ross Fichtner, Cleveland 10-1-67#

78t Jesse Solomon at Minnesota 12-4-88

#Lateral from Erich Barnes

MOST TIMES THROWN QB FOR LOSS

6 41 yards Fred Dean at San Francisco
 11-13-83

OPPONENTS TEAM RECORDS

SCORING

MOST POINTS SCORED

62 Atlanta 9-16-73

TOTAL OFFENSE

MOST RUSHING AND PASSING PLAYS

87 Atlanta 9-2-79

MOST YARDS

552 Atlanta 9-2-79

BEST AVERAGE GAIN

8.1 at St. Louis 11-2-69

RUSHING OFFENSE

MOST RUSHES

62 St. Louis 10-4-80

MOST YARDS

340 Los Angeles 11-25-73

BEST AVERAGE GAIN

7.53 at Los Angeles 12-5-71

PASSING OFFENSE

MOST ATTEMPTS

58 Green Bay 9-14-86

MOST COMPLETIONS

29 at San Francisco 9-21-86

MOST HAD INTERCEPTED

7 Green Bay 9-14-86

MOST NET YARDS GAINED

395 Kansas City 9-8-85

BEST PERCENTAGE

.905 Green Bay 12-13-82 (19 of 21)

MOST TOUCHDOWNS

6 at St. Louis 11-2-69

FIRST DOWNS

MOST FIRST DOWNS

35 Atlanta 9-2-79

MOST FIRST DOWNS RUSHING

23 St. Louis 10-4-80

MOST FIRST DOWNS PASSING

22 at San Francisco 11-13-83

MOST FIRST DOWNS BY PENALTY

6 vs. San Francisco 10-25-87

PUNTING

MOST PUNTS

10 at Atlanta 10-20-74

1 at L.A. Raiders 10-13-85

BEST AVERAGE

54.5 at Indianapolis 10-12-86

PUNT RETURNS

MOST RETURNS

10 Washington 12-26-82

MOST YARDS RETURNED

143 St. Louis 9-29-68

KICKOFF RETURNS

MOST RETURNS

8 Washington 9-22-68

Atlanta 9-2-79

MOST YARDS RETURNED

190 at San Francisco 10-22-67

DEFENSE

MOST PASSES INTERCEPTED

6 Atlanta 9-16-73

MOST TIMES THROWN QB FOR LOSS

9 L.A. Rams 10-24-76

at San Francisco 11-13-83 (77 yards)

at L.A. Rams 11-3-85 (63 yards)

FUMBLES

MOST FUMBLES

7 Cleveland 12-21-71

at Los Angeles 12-16-79

at Jets 10-26-86

MOST FUMBLES LOST TO NEW ORLEANS

5 Three times (last time Atlanta 10-15-72)

PENALTIES

MOST PENALTIES

14 at Los Angeles 12-5-71

Atlanta 9-2-84

MOST YARDS PENALIZED

195 Pittsburgh 11-25-74

TWO-TEAM RECORDS

SCORING

MOST TOTAL POINTS

93 New Orleans 51 at St. Louis 42, 11-2-69

RUSHING OFFENSE

MOST RUSHES

86 New Orleans 39 at Atlanta 47, 12-16-73

PASSING OFFENSE

MOST YARDS PASSING

719 New Orleans 374 at St. Louis 345, 11-2-69

MOST PASSES ATTEMPTED

83 Kansas City 35 at New Orleans 48, 9-8-85

MOST PASSES COMPLETED

49 Philadelphia 21 at New Orleans 28, 11-9-80

MOST HAD INTERCEPTED

9 Green Bay 7 at New Orleans 2, 9-14-86

MOST TOUCHDOWNS

12 New Orleans 6 at St. Louis 6, 11-2-69

FUMBLES

MOST FUMBLES

10 Cleveland 7 at New Orleans 3, 12-12-71

MOST FUMBLES LOST

8 Cleveland 5 at New Orleans 3, 12-12-71

PENALTIES

MOST YARDS PENALIZED

218 Atlanta 143 at New Orleans 75, 9-2-84

FEWEST YARDS PENALIZED

11 New Orleans 11 at San Francisco 0, 12-11-88

FIRST DOWNS

MOST FIRST DOWNS

58 Atlanta 35 at New Orleans 23, 9-2-79

FEWEST FIRST DOWNS

20 Minnesota 8 at New Orleans 12, 9-12-70

DEFENSIVE RECORDS

FEWEST POINTS SCORED

6 At New Orleans 6, Rams 0, 11-9-86

FEWEST YARDS TOTAL OFFENSE

379 San Francisco 295 at New Orleans 84, 10-1-72

FEWEST YARDS RUSHING OFFENSE

129 L.A. Rams 96 at New Orleans 33, 10-30-88

FEWEST YARDS PASSING OFFENSE

87 Atlanta 63 at New Orleans 24, 9-29-74

MOST TIMES THROWN QB FOR LOSS

14 Chicago 6 at New Orleans 8, 9-18-83

ON THE ROAD WITH THE SAINTS

Buffalo	Hyatt Regency-Buffalo	716-856-1234
Green Bay	Paper Valley Hotel &	414-733-8000
	Conference Center	
Tampa Bay.....	Radisson Bay Harbor Inn	813-889-8900
San Francisco.....	Westin-San Francisco Airport	415-692-3500
Los Angeles Rams	Anaheim Marriott.....	714-750-8000
New England	Providence Marriott	401-272-2400
Atlanta	Atlanta Marriott Marquis	404-521-0000
Detroit.....	Northfield Hilton	313-879-2100

COMMISSIONER'S OFFICE

AMERICAN FOOTBALL CONFERENCE

NATIONAL FOOTBALL CONFERENCE

WELLINGTON MARAPresident
JIM NOELAssistant to the President
DICK MAXWELLDirector of Information

EASTERN DIVISION

CENTRAL DIVISIONWESTERN DIVISIONEASTERN DIVISIONCENTRAL DIVISIONWESTERN DIVISION

Seattle	9	7	0	.563	339	329
Denver	8	8	0	.500	327	352
L.A. Raiders	7	9	0	.438	325	369
San Diego	6	10	0	.375	231	332
Kansas City	4	11	1	.281	254	320

(Home Team in CAPS)

WILD CARD GAMES

MINNESOTA 28, L.A. Rams 17 (57,666) Houston 24, CLEVELAND 23 (74,977)

DIVISIONAL PLAYOFFS

CHICAGO 20, Philadelphia 12 (65,534) CINCINNATI 21, Seattle 13 (58,560)
 SAN FRANCISCO 34, Minnesota 9 (61,848) BUFFALO 17, Houston 10 (79,532)

CONFERENCE CHAMPIONSHIPS

San Francisco 28, CHICAGO 3 (66,946) CINCINNATI 21, Buffalo 10 (59,747)

SUPER BOWL XXIII at Joe Robbie Stadium, Miami, Florida

SAN FRANCISCO 20, Cincinnati 16 (75,179)

AFC-NFC PRO BOWL at Honolulu, Hawaii

NFC 34, AFC 3 (50,113)

NFL PLAYOFF TIEBREAKERS

DIVISION TIEBREAKER

Two Clubs

1. Head-to-Head (best won-lost-tied percentage in games between the clubs).
2. Best won-lost-tied percentage in games played within the division.
3. Best won-lost-tied percentage in games played within the conference.
4. Best won-lost-tied percentage in common games, if applicable.
5. Best net points in division games.
6. Best net points in all games.
7. Strength of schedule.
8. Best net touchdowns in all games.
9. Coin toss.

Three or More Clubs

(Note: If one team wins a multiple-team tiebreaker to advance to playoff round, the remaining teams revert to step 1 of applicable two-club format).

1. Head-to-Head (best won-lost-tied percentage in games among the clubs).
2. Best won-lost-tied percentage in games played within the division.
3. Best won-lost-tied percentage in games played within the conference.
4. Best won-lost-tied percentage in common games.
5. Best net points in division games.
6. Best net points in all games.
7. Strength of schedule.
8. Best net touchdowns in all games.
9. Coin toss.

WILD CARD TIES

1. If all tied clubs are from the same division, apply division tiebreaker.
2. If the tied clubs are from different divisions, apply the following steps.

Two Clubs

1. Head-to-Head, if applicable.
2. Best won-lost-tied percentage played within the conference.
3. Best won-lost-tied percentage in common games, minimum of four.
4. Best average net points in conference games.
5. Best net points in all games.
6. Strength of schedule.
7. Best net touchdowns in all games.
8. Coin toss.

Three or More Clubs

(Note: If one team wins a multiple-team tiebreaker to advance to playoff round, the remaining teams revert to step 1 of applicable two-club format).

1. Head-to-Head sweep (applicable only if one club has defeated each of the others or one club has lost to each of the others).
2. Best won-lost-tied percentage in games played within the conference.
3. Best won-lost-tied percentage in common games, minimum of four.
4. Best average net points in conference games.
5. Best net points in all games.
6. Strength of schedule.
7. Best net touchdowns in all games.
8. Coin toss.

1989 NFL Rules Changes

Instant Replay will return for the 1989 NFL season.

At the NFL annual meeting in March at Palm Desert, California, club owners, for the fourth consecutive year, voted to utilize a limited Instant Replay system as an officiating aid. The vote was 24-4.

Replay was first adopted in 1986. It is used if there is indisputable visual evidence on videotape of an obvious error by a field official on plays limited to possession and goal line and out-of-bounds decisions.

The Replay system in 1989 remains the same as the 1988 version when the Instant Replay official was assigned to work with the same seven-man, on-the-field crew throughout the regular season.

In other action, a joint proposal by the Long-Range Planning and Finance committees regarding player personnel also was adopted. The committees' recommendation for the first time sets offseason roster limits and the creation of a developmental squad. It also addressed roster cutdown dates and injured reserve. The teams agreed:

—Until May 31: No more than 90 players under contract.

—June 1: No more than 80 players under contract.

—Roster cutdown to 60 players after third preseason game (August 29).

—Roster cutdown to 47 players Monday (September 4) prior to regular-season opener.

—Regular-season game roster of 45 players plus two inactive.

—Developmental squad of six players maximum per club established after final cut to 47 and comprised of only rookies/first-year players who have passed through waivers.

—Players placed on injured reserve during the preseason may not return to same club that year; also may not practice.

—Players placed on injured reserve after the final cut may return after six games by free reactivation (each club has five) or procedural-recall waivers.

—Two practice options: Option 1: After four weeks on injured reserve, player can practice for two weeks, then club must

waive or activate; Option 2: After six weeks on injured reserve, player can be activated, waived, or begin unlimited practice. If practicing, player must count against developmental squad total of six.

Also, the clubs approved the following:

—Further clarified the roughing-the-passer rule by prohibiting a defender who has an unrestricted path to the quarterback from flagrantly hitting him in the area of the knees when approaching from any direction.

—Specified that fouls which occur in the last five minutes of the fourth quarter as well as the last two minutes of the first half will result in the clock starting on the snap.

—Called for strong disciplinary measures against feigned injuries.

—Any entering substitute who participates in a play must enter while the ball is dead and must move onto the field as far as the inside field numerals; in addition, the player or players replaced must have cleared the field on their own side (between end lines) prior to the snap or free kick.

—Established a new set of procedures, including loss of team timeouts or a five-yard penalty on the defense, to handle the problem of crowd noise which prevents the offense from hearing its signals.

—Further liberalized blocking rule to permit a blocker to initially contact on or outside the opponent's frame of the body so long as the blocker works to bring his hands back on or inside the frame after initial contact.

—Changed the simultaneous catch rule so that the offensive or defensive player who first controls and continues to maintain control of a pass will be awarded the ball even though his opponent later establishes joint control of the ball.

—Prohibited the offense, while in the process of substitution or simulated substitution, from rushing quickly to the line and snapping the ball with the obvious attempt to cause a defensive foul. In such an instance, the umpire shall hold the snap, giving the defense a reasonable time to complete its substitution or if a defensive foul results, the flag will be picked up and the down replayed.

1989 NFL PRESEASON SCHEDULE (All Times Local)

SATURDAY, AUGUST 5

Hall of Fame Game

Buffalo (AFC) vs. Washington (NFC)
Canton, Ohio.....1:30

SATURDAY, AUGUST 5

Los Angeles Rams vs. San Francisco
Koraduen Dome, Tokyo, Japan.....10:00*

SUNDAY, AUGUST 6

American Bowl '89
Cleveland vs. Philadelphia
London, England.....1:00*

FIRST WEEK

FRIDAY, AUGUST 11
Seattle at Phoenix.....7:30

SATURDAY, AUGUST 12

Atlanta at Philadelphia.....7:30
Cleveland at Detroit.....7:30
Houston at Tampa Bay.....7:00

Indianapolis at New Orleans.....7:00

Los Angeles Rams at Denver.....7:00
Kansas City vs. Minnesota
at Memphis, Tenn.....7:30
New York Jets vs. Green Bay
at Milwaukee.....1:00

New York Giants at New England.....7:00
San Francisco at Los Angeles Raiders.....6:30
Washington at Pittsburgh.....8:00

SUNDAY, AUGUST 13

Buffalo at Cincinnati.....8:00
Dallas at San Diego.....Noon

MONDAY, AUGUST 14

Chicago at Miami.....8:00

SECOND WEEK

SATURDAY, AUGUST 19

Atlanta at Tampa Bay.....7:00
Cincinnati at Detroit.....7:30
Dallas at Los Angeles Raiders.....6:00

Denver at San Francisco.....6:00
Indianapolis at Green Bay.....1:00
Miami vs. Houston
at Jacksonville, Fla.....7:30

New Orleans at Buffalo.....7:30
Phoenix at Chicago.....6:00
Pittsburgh at Cleveland.....7:30

Seattle vs. New England
at St. Louis, Mo.....8:00

SUNDAY, AUGUST 20

New York Giants at Kansas City.....7:00
New York Jets vs. Philadelphia
at Raleigh, N.C.....8:00

MONDAY, AUGUST 21

San Diego at Los Angeles Rams.....8:00
Washington at Minnesota.....7:00

THIRD WEEK

WEDNESDAY, AUGUST 23
San Diego at San Francisco.....6:00

FRIDAY, AUGUST 25

Detroit at Seattle.....7:30
Miami at Washington.....8:00

SATURDAY, AUGUST 26

Buffalo vs. Green Bay
at Madison, Wis.....1:00
Cleveland at Phoenix.....6:00
Dallas at Denver.....7:00

Houston vs. Los Angeles Raiders
at Oakland.....7:00

Minnesota at Los Angeles Rams.....6:00
New England at Atlanta.....7:30

New York Jets at New York Giants.....8:00
Pittsburgh at Philadelphia.....7:30
Tampa Bay at Indianapolis.....7:30

SUNDAY, AUGUST 27

Kansas City at Chicago.....7:00

MONDAY, AUGUST 28

Cincinnati at New Orleans.....7:00

FOURTH WEEK

FRIDAY, SEPTEMBER 1

Atlanta vs. Buffalo
at Jacksonville, Fla.....8:00
Cincinnati at Minnesota.....7:00
Green Bay at New England.....7:00

New York Jets at Kansas City.....7:30
Phoenix at San Diego.....7:00
San Francisco at Seattle.....6:00

Washington at New Orleans.....7:00

SATURDAY, SEPTEMBER 2

Chicago at Los Angeles Raiders.....1:00
Denver at Indianapolis.....7:30
Detroit at Los Angeles Rams.....6:00

Houston at Dallas.....8:00
Philadelphia at Miami.....9:00

Pittsburgh at New York Giants.....8:00
Tampa Bay at Cleveland.....7:00

*Eastern Time

1989 NFL Schedule (All Times Local)

SUNDAY, SEPTEMBER 10

(First Weekend)**

Buffalo at Miami.....4:00
Cincinnati at Chicago.....Noon
Cleveland at Pittsburgh.....4:00
Dallas at New Orleans.....Noon
Houston at Minnesota.....3:00
Kansas City at Denver.....2:00
Los Angeles Rams at Atlanta.....1:00
New England at New York Jets.....4:00
Phoenix at Detroit.....1:00
San Diego at Los Angeles Raiders.....1:00
San Francisco at Indianapolis.....Noon
Seattle at Philadelphia.....4:00
Tampa Bay at Green Bay.....Noon

MONDAY, SEPTEMBER 11

New York Giants at Washington.....9:00

SUNDAY, SEPTEMBER 17

(Second Weekend)*

Dallas at Atlanta.....1:00
Detroit at New York Giants.....4:00
Houston at San Diego.....1:00
Indianapolis at Los Angeles Rams.....1:00
Los Angeles Raiders at Kansas City.....Noon
Miami at New England.....1:00
Minnesota at Chicago.....3:00
New Orleans at Green Bay.....Noon
New York Jets at Cleveland.....1:00
Philadelphia at Washington.....1:00
Phoenix at Seattle.....1:00
Pittsburgh at Cincinnati.....1:00
San Francisco at Tampa Bay.....4:00

MONDAY, SEPTEMBER 18

Denver at Buffalo.....9:00

SUNDAY, SEPTEMBER 24

(Third Weekend)**

Atlanta at Indianapolis.....Noon
Buffalo at Houston.....Noon
Chicago at Detroit.....1:00
Green Bay at Los Angeles Rams.....1:00
Kansas City at San Diego.....1:00
Los Angeles Raiders at Denver.....2:00
Minnesota at Pittsburgh.....1:00
New Orleans at Tampa Bay.....1:00
New York Jets at Miami.....4:00
Phoenix at New York Giants.....1:00
San Francisco at Philadelphia.....1:00
Seattle at New England.....1:00
Washington at Dallas.....Noon

MONDAY, SEPTEMBER 25

Cleveland at Cincinnati.....9:00

SUNDAY, OCTOBER 1

(Fourth Weekend)*

Atlanta vs. Green Bay at Milwaukee.....Noon
Cincinnati at Kansas City.....Noon
Denver at Cleveland.....1:00
Indianapolis at New York Jets.....1:00
Los Angeles Rams at San Francisco.....1:00
Miami at Houston.....Noon
New England at Buffalo.....1:00
New York Giants at Dallas.....3:00
Pittsburgh at Detroit.....1:00
San Diego at Phoenix.....1:00
Seattle at Los Angeles Raiders.....1:00
Tampa Bay at Minnesota.....Noon
Washington at New Orleans.....Noon

MONDAY, OCTOBER 2

Philadelphia at Chicago.....8:00

SUNDAY, OCTOBER 8

(Fifth Weekend)*

Atlanta at Los Angeles Rams.....1:00
Buffalo at Indianapolis.....Noon
Chicago at Tampa Bay.....1:00
Cincinnati at Pittsburgh.....1:00
Cleveland at Miami.....1:00
Dallas at Green Bay.....Noon
Detroit at Minnesota.....Noon
Houston at New England.....1:00
Kansas City at Seattle.....1:00
New Orleans at San Francisco.....1:00
New York Giants at Philadelphia.....1:00
Phoenix at Washington.....4:00
San Diego at Denver.....2:00

MONDAY, OCTOBER 9

Los Angeles Raiders at New York Jets.....9:00

SUNDAY, OCTOBER 15

(Sixth Weekend)**

Detroit at Tampa Bay.....1:00
Green Bay at Minnesota.....Noon
Houston at Chicago.....Noon
Indianapolis at Denver.....2:00
Kansas City at Los Angeles Raiders.....1:00
Miami at Cincinnati.....1:00
New England at Atlanta.....1:00
New York Jets at New Orleans.....3:00
Philadelphia at Phoenix.....1:00
Pittsburgh at Cleveland.....4:00
San Francisco at Dallas.....Noon
Seattle at San Diego.....1:00
Washington at New York Giants.....1:00

MONDAY, OCTOBER 16

Los Angeles Rams at Buffalo.....9:00

SUNDAY, OCTOBER 22
(Seventh Weekend)**

Atlanta at Phoenix	1:00
Dallas at Kansas City	Noon
Denver at Seattle	1:00
Green Bay at Miami	1:00
Indianapolis at Cincinnati	1:00
Los Angeles Raiders at Philadelphia	1:00
Minnesota at Detroit	1:00
New England at San Francisco	1:00
New Orleans at Los Angeles Rams	1:00
New York Giants at San Diego	1:00
New York Jets at Buffalo	1:00
Pittsburgh at Houston	Noon
Tampa Bay at Washington	1:00

MONDAY, OCTOBER 23

Chicago at Cleveland	9:00
----------------------	------

SUNDAY, OCTOBER 29
(Eighth Weekend)*

Atlanta at New Orleans	Noon
Detroit vs. Green Bay at Milwaukee	Noon
Houston at Cleveland	1:00
Kansas City at Pittsburgh	1:00
Los Angeles Rams at Chicago	Noon
Miami at Buffalo	1:00
New England at Indianapolis	1:00
Philadelphia at Denver	2:00
Phoenix at Dallas	Noon
San Diego at Seattle	1:00
San Francisco at New York Jets	1:00
Tampa Bay at Cincinnati	1:00
Washington at Los Angeles Raiders	1:00

MONDAY, OCTOBER 30

Minnesota at New York Giants	9:00
------------------------------	------

SUNDAY, NOVEMBER 5
(Ninth Weekend)**

Buffalo at Atlanta	1:00
Chicago at Green Bay	Noon
Cincinnati at Los Angeles Raiders	1:00
Cleveland at Tampa Bay	1:00
Detroit at Houston	Noon
Indianapolis at Miami	1:00
Los Angeles Rams at Minnesota	Noon
New York Giants at Phoenix	2:00
New York Jets at New England	1:00
Philadelphia at San Diego	1:00
Pittsburgh at Denver	2:00
Seattle at Kansas City	Noon
Dallas at Washington	8:00

MONDAY, NOVEMBER 6

San Francisco at New Orleans	8:00
------------------------------	------

SUNDAY, NOVEMBER 12
(Tenth Weekend)*

Atlanta at San Francisco	1:00
Chicago at Pittsburgh	1:00
Cleveland at Seattle	1:00
Dallas at Phoenix	2:00
Denver at Kansas City	Noon
Green Bay at Detroit	1:00
Indianapolis at Buffalo	1:00
Miami at New York Jets	1:00
Minnesota at Tampa Bay	1:00
New Orleans at New England	1:00
New York Giants at Los Angeles Rams	1:00
Washington at Philadelphia	1:00
Los Angeles Raiders at San Diego	5:00

MONDAY, NOVEMBER 13

Cincinnati at Houston	8:00
-----------------------	------

SUNDAY, NOVEMBER 19
(Eleventh Weekend)**

Buffalo at New England	1:00
Detroit at Cincinnati	1:00
Green Bay at San Francisco	1:00
Kansas City at Cleveland	1:00
Los Angeles Raiders at Houston	3:00
Miami at Dallas	Noon
Minnesota at Philadelphia	1:00
New Orleans at Atlanta	1:00
Phoenix at Los Angeles Rams	1:00
San Diego at Pittsburgh	1:00
Seattle at New York Jets	4:00
Tampa Bay at Chicago	Noon
New York Jets at Indianapolis	8:00

MONDAY, NOVEMBER 20

Denver at Washington	9:00
----------------------	------

THURSDAY, NOVEMBER 23
(Twelfth Weekend)
(Thanksgiving Day)

Cleveland at Detroit	12:30
Philadelphia at Dallas	3:00

SUNDAY, NOVEMBER 26*

Atlanta at New York Jets	1:00
Chicago at Washington	4:00
Cincinnati at Buffalo	1:00
Houston at Kansas City	Noon
Minnesota vs. Green Bay at Milwaukee	Noon
New England at Los Angeles Raiders	1:00
Pittsburgh at Miami	1:00
San Diego at Indianapolis	1:00
Seattle at Denver	2:00
Tampa Bay at Phoenix	2:00
Los Angeles Rams at New Orleans	7:00

MONDAY, NOVEMBER 27

New York Giants at San Francisco	6:00
----------------------------------	------

SUNDAY, DECEMBER 3
(Thirteenth Weekend)**

Cincinnati at Cleveland	1:00
Denver at Los Angeles Raiders	1:00
Green Bay at Tampa Bay	1:00
Houston at Pittsburgh	1:00
Indianapolis at New England	1:00
Los Angeles Rams at Dallas	Noon
Miami at Kansas City	Noon
New Orleans at Detroit	1:00
New York Jets at San Diego	1:00
Philadelphia at New York Giants	1:00
San Francisco at Atlanta	1:00
Washington at Phoenix	2:00
Chicago at Minnesota	7:00

MONDAY, DECEMBER 4

Buffalo at Seattle	6:00
--------------------	------

SUNDAY, DECEMBER 10
(Fourteenth Weekend)*

Atlanta at Minnesota	1:00
Cleveland at Indianapolis	4:00
Dallas at Philadelphia	1:00
Detroit at Chicago	Noon
Kansas City at Green Bay	Noon
New Orleans at Buffalo	1:00
New York Giants at Denver	2:00
Phoenix at Los Angeles Raiders	1:00
Pittsburgh at New York Jets	1:00
San Diego at Washington	1:00
Seattle at Cincinnati	1:00
Tampa Bay at Houston	Noon
New England at Miami	8:00

MONDAY, DECEMBER 11

San Francisco at Los Angeles Rams	6:00
-----------------------------------	------

SATURDAY, DECEMBER 16
(Fifteenth Weekend)

Dallas at New York Giants	12:30
Denver at Phoenix	2:00

SUNDAY, DECEMBER 17**

Buffalo at San Francisco	1:00
Green Bay at Chicago	Noon
Houston at Cincinnati	1:00
Miami at Indianapolis	1:00
Minnesota at Cleveland	1:00
New England at Pittsburgh	1:00
New York Jets at Los Angeles Rams	1:00
San Diego at Kansas City	Noon
Tampa Bay at Detroit	1:00
Washington at Atlanta	4:00
Los Angeles Raiders at Seattle	5:00

MONDAY, DECEMBER 18

Philadelphia at New Orleans	8:00
------------------------------------	-------------

SATURDAY, DECEMBER 23
(Sixteenth Weekend)

Buffalo at New York Jets	12:30
Washington at Seattle	1:00
Cleveland at Houston	7:00

SUNDAY, DECEMBER 24*

Chicago at San Francisco	1:00
Denver at San Diego	1:00
Detroit at Atlanta	1:00
Green Bay at Dallas	Noon
Indianapolis at New Orleans	Noon
Kansas City at Miami	1:00
Los Angeles Raiders at New York Giants	1:00
Los Angeles Rams at New England	1:00
Phoenix at Philadelphia	1:00
Pittsburgh at Tampa Bay	1:00

MONDAY, DECEMBER 25

Cincinnati at Minnesota	8:00
-------------------------	------

*CBS-TV Doubleheader Weekend

**NBC-TV Doubleheader Weekend

SAINTS ON PRIME TIME

The three nationally televised regular season games in 1989 will mark the most appearances by the Saints in front of a national TV audience. It eclipses the old mark of two last set last in 1988.

The November 6 contest against NFC West rival San Francisco and the December 18 matchup with Philadelphia will both be carried by ABC-TV. ESPN will also be at the Superdome when the Saints face the Los Angeles Rams November 26.

SAINTS TICKET INFORMATION



LOUISIANA SUPERDOME
SEATING CAPACITY: 69,065

Season	Single Game	TICKET OFFICE
\$275.00	Loge Level and Padded Terrace	\$25.00
\$242.00	Plaza Level	\$22.00
\$176.00	Terrace Level	\$16.00

The New Orleans Saints ticket office is located in the Louisiana Superdome, gate A ground level. Office hours are from 9 a.m. to 5 p.m. on weekdays, and 9 a.m. to 5 p.m. on Saturdays before home games. Ticket windows open two hours prior to kickoff on Sundays. The ticket office is not open on Saturdays before games that are sellouts. Ticket will call is also located at gate A ground level in the Saints ticket office.

Use your Visa or Mastercard to order tickets by mail. Other mail orders will be accepted when accompanied by a certified check or money order for the amount plus \$1 for handling.

Ticketmaster also processes phone orders. A \$2.75 service charge is required on all phone orders.

For further information, call the Saints ticket office at:
(504) 522-2600

TICKETMASTER PHONE NUMBERS

In New Orleans Area.....	(504) 888-8181
In Baton Rouge Area	(504) 336-5000
Outside Louisiana Toll Free	(800) 535-5151

SINGLE GAME TICKET OUTLETS

Individual game tickets are available at official Saints ticket outlets at the following locations: NEW ORLEANS/BATON ROUGE AND THROUGHOUT MISSISSIPPI — All Ticketmaster outlets. WESTBANK — Algiers Naval Support Activity.

SAINTS 1989 SUMMER CALENDAR

- July 21 — Rookies and free agents report to training camp at the University of Wisconsin-LaCrosse. Player physicals begin
- July 23 — First practice for rookies and free agents
- July 24 — Veterans report. Veteran physicals begin
- July 26 — First day of mini-camp
- July 27 — Second day of mini-camp
- July 28 — Third day of mini-camp
- July 29 — First day of regular practice
- Aug. 5 — Chicago Bears arrive in LaCrosse for practices with Saints
- Aug. 9 — Bears depart LaCrosse
- Aug. 12 — Saints vs. Indianapolis Colts at Superdome, 7 p.m.
- Aug. 19 — Saints vs. Buffalo Bills at Rich Stadium, 6:30 p.m. CDT
- Aug. 25 — Break camp, travel to New Orleans
- Aug. 28 — Saints vs. Cincinnati Bengals at Superdome, 7 p.m. (ABC-TV)
- Aug. 29 — Roster reduction to 60 players
- Aug. 31 — Touchdown Club Welcome Saints Luncheon, Hilton Riverside Towers, Noon
- Sep. 1 — Saints vs. Washington Redskins at Superdome, 7 p.m.
- Sep. 4 — Final roster reduction to 47 players; first regular season workout
- Sep. 10 — NFL regular season opener, Saints vs. Dallas Cowboys at Superdome, noon

SAINTS IN PRO BOWL

- 1967 — Dave Whitsell, safety.
- 1968 — Dave Rowe, defensive tackle.
- 1969 — Tom Dempsey, kicker; Jake Kupp, guard; Tony Baker and Andy Livingston, running backs; Tom Fears, coach.
- 1978 — Archie Manning, quarterback.
- 1979 — Wes Chandler, wide receiver; Henry Childs, tight end; Archie Manning, quarterback; Chuck Muncie, running back; Tommy Myers, safety.
- 1981 — George Rogers, running back.
- 1982 — George Rogers, running back.
- 1983 — Rickey Jackson, linebacker.
- 1984 — Bruce Clark, defensive end; Brian Hansen, punter; Rickey Jackson, linebacker.
- 1985 — Morten Andersen, kicker; Rickey Jackson, linebacker.
- 1986 — Morten Andersen, kicker; Rickey Jackson, linebacker.
- *Rueben Mayes, running back.
- 1987 — Morten Andersen, kicker; Hoby Brenner, tight end; Brad Edelman, guard; *Rueben Mayes, running back; Sam Mills, linebacker; Dave Waymer, cornerback.
- 1988 — Morten Andersen, kicker; Eric Martin, wide receiver; Sam Mills, linebacker.
- *Injured, did not play

1989 NEW ORLEANS SAINTS OFFICIAL SPONSORS

Kentwood Spring Water/10-K

La. Coca-Cola Bottling Co.

M&M/Mars Company

Anheuser-Busch

Maison Blanche

Miller Beer/Crescent Distributing

Frito-Lay, Inc.

WWL-TV

WWL-Radio

Nike

Ambassador North American

Eveready Battery Company

WGNO-TV/26

Procter & Gamble

Castrol Motor Oil

Citibank NFL Visa

Ticketmaster

Allfax Specialties

Rally's Hamburgers

Hy-Reach Equipment

Amoco Motor Club

French Riviera Spa

Media Information

MEDIA GATE: Media entrance for Saints games at Superdome is located on lower level of northwest parking garage (side nearest Claiborne Avenue overpass) near the center of the building. Media door opens two hours prior to kickoff (media will-call at this entrance).

CREDENTIAL REQUESTS: Superdome press box space is reserved for the working news media. Requests should be made at least one week in advance and directed to Rusty Kasmiersky, director of media relations, New Orleans Saints, 6928 Saints Drive, Metairie, LA 70003. Phone: (504) 733-6147.

TELEVISION AND RADIO: Network television and visiting radio are assigned numbered booths in main press box. Spotters and statisticians are available upon advance request.

PHOTOGRAPHERS: Only accredited working photographers are allowed on sidelines. They must wear a "field photo" credential and kneel behind the 12-foot restricted zone. The bench areas are off limits at all times. Photographers should take special note of conditions of use listed on the credential. Reporters are not permitted to accompany photographers on sidelines. Photo grips must be at least 18 years of age and must be credentialed in advance.

IMPORTANT: ALL CREDENTIALS ARE ISSUED TO INDIVIDUALS AND ARE NOT TRANSFERABLE.

LOCKER ROOMS: Only accredited working media are allowed in locker rooms after games. There is no admission before the game. Still photographs are not permitted in the Saints locker room postgame.

TELEPHONES: Requests for service should be directed to Ms. Williams or Ms. Alt, South Central Bell, (504) 528-7940.

COPY TRANSMISSION: Requests for service should be directed to Leon Letulle, formerly of SportsComm, who operates a copy transmission and computer service. He can be reached at (504) 368-3140.

PRESS BOX SERVICES: Statistical information is supplied before, during and after game. Scores of other games are announced and posted as received. Post-game quotes are provided from both locker rooms. Refreshments are served in the media lounge before game, halftime, and post-game.

TRANSPORTATION: Transportation to Moisant International Airport will be arranged for visiting media with tight departure schedules.

SAINTS ON WWL RADIO

All New Orleans Saints home and away games will be broadcast by WWL Radio (870) as the flagship of the Saints network.

Jim Henderson WWL-TV Sports Director, will call play-by-play. Former Saints quarterback Archie Manning will provide color commentary and expert analysis.

In addition to WWL's coverage, WRNO Worldwide will carry Saints games on shortwave frequency to many corners of the world.


SAINTS ON PRESEASON TELEVISION

The Saints' third preseason game, August 28 against the defending AFC champion Cincinnati Bengals at the Superdome, will be televised live by ABC-TV at 7 p.m. WWL-TV (4) will televise the remaining preseason contests with Jim Henderson and Archie Manning at the microphones. The Saints-Bills game in Buffalo August 19 will be carried live by WWL at 6:30 p.m. The Saints-Colts game August 12 will be shown at 7 p.m. Sunday, August 13. The Saints-Redskins game September 1 will be aired Saturday, September 2 at 7 p.m. However, should the Saints-Colts and/or Saints-Redskins games sell out prior to the 72-hour blackout deadline, those contests would be shown live.

SUPER BOWL RESULTS

- 1966 — Green Bay 35, Kansas City 10 at Los Angeles, Calif.
- 1967 — Green Bay 33, Oakland 14 at Miami, Fla.
- 1968 — New York Jets 16, Baltimore 7 at Miami, Fla.
- 1969 — Kansas City 23, Minnesota 7 at NEW ORLEANS, LA. (Tulane Stadium)
- 1970 — Baltimore 16, Dallas 13 at Miami, Fla.
- 1971 — Dallas 24, Miami 3 at NEW ORLEANS, LA. (Tulane Stadium)
- 1972 — Miami 14, Washington 7 at Los Angeles, Calif.
- 1973 — Miami 24, Minnesota 7 at Houston, Tex.
- 1974 — Pittsburgh 16, Minnesota 6 at NEW ORLEANS, LA. (Tulane Stadium)
- 1975 — Pittsburgh 21, Dallas 17 at Miami, Fla.
- 1976 — Oakland 32, Minnesota 14 at Pasadena, Calif.
- 1977 — Dallas 27, Denver 10 at NEW ORLEANS, LA. (Superdome)
- 1978 — Pittsburgh 35, Dallas 31 at Miami, Fla.
- 1979 — Pittsburgh 31, Los Angeles Rams 19 at Pasadena, Calif.
- 1980 — Oakland 27, Philadelphia 10 at NEW ORLEANS, LA. (Superdome)
- 1981 — San Francisco 26, Cincinnati 21 at Pontiac, Mich.
- 1982 — Washington 27, Miami 17 at Pasadena, Calif.
- 1983 — L.A. Raiders 38, Washington 9 at Tampa, Fla.
- 1984 — San Francisco 38, Miami 16 at Palo Alto, Calif.
- 1985 — Chicago 46, New England 10 at NEW ORLEANS, LA. (Superdome)
- 1986 — New York Giants 39, Denver 20 at Pasadena, Calif.
- 1987 — Washington 42, Denver 10 at San Diego, Calif.
- 1988 — San Francisco 20, Cincinnati 16 at Miami, Fla.

Get the HOME TEAM ADVANTAGE




The only place to hear coverage of the Saints with a New Orleans flavor is WWL Newsradio 87. Each week we bring you exclusive play by play coverage with Jim Henderson and Archie Manning and special programming with Saints players, coaches, and staff.

Our New Orleans Saints game broadcasts are brought to you by: Anheuser-Busch, Allfax Specialties, Inc., Chappy's Seafood Restaurant, Chevron, The Fairgrounds and New Orleans Original Daiquiris, Jefferson Savings and Loan, Pelican Homestead, Petro Com, Popeyes Famous Fried Chicken and Biscuits, Rehabilitation Institute of New Orleans, Secor Bank, Slidell Memorial Hospital and Medical Center, and Shoe Town.

Your home team station...WWL Newsradio 87.

**NEWS
RADIO**
WWL 87 AM

SAINTS FANS... THIS BUD'S FOR YOU.™



This is the famous Budweiser beer we know of no brand produced by any other brewer which costs so much to brew and age. Our exclusive Beechwood Aging produces a taste, a smoothness and a drinkability you will find in no other beer of our price.



Budweiser.

KING OF BEERS

*Brewed by our original process from the
Choicest Hops, Rice and Best Barley Malt*

THE LARGEST SELLING BEER IN THE WORLD

Anheuser-Busch, Inc.
ST. LOUIS, MISSOURI