


Saints '93™



RECORD & FACT BOOK



GTE salutes the New Orleans Saints™



Last year, we participated in more games than any other team in the NFL. And as the official telecommunications consultant to the NFL, 7 NFL teams, the Pro Bowl and Super Bowls XX-XXVIII, we plan to participate in even more games this year.

What it all means is this: It's not just communications we offer, it's solutions.



SAINTS 1993 SCHEDULE PRESEASON

Date	Opponent	New Orleans Kickoff Time
Jul. 31 (Sat.)	Philadelphia Eagles (ESPN) at Tokyo, Japan	9 P.M.
Aug. 7 (Sat.)	Houston Oilers (WWL-TV) at San Antonio, Texas	7 P.M.
Aug. 14 (Sat.)	Green Bay Packers (WWL-TV) at Madison, Wis.	12 Noon
Aug. 23 (MON.)	CHICAGO BEARS (ABC-TV)	7 P.M.
Aug. 27 (FRI.)	DETROIT LIONS (WWL-TV)	7 P.M.

REGULAR SEASON*

SEPT. 5 (NIGHT)	HOUSTON OILERS (TNT)	7 P.M.
Sept. 12	at Atlanta Falcons (CBS)	12 Noon
SEPT. 19	DETROIT LIONS (CBS)	12 NOON
SEPT. 26	SAN FRANCISCO 49ERS (CBS)	3 P.M.
Oct. 3	at Los Angeles Rams (CBS)	3 P.M.
OCT. 10	OPEN	
Oct. 17	at Pittsburgh Steelers (CBS)	12 Noon
OCT. 24	ATLANTA FALCONS (CBS)	12 NOON
Oct. 31	at Phoenix Cardinals (CBS)	3 P.M.
NOV. 7	OPEN	
NOV. 14	GREEN BAY PACKERS (CBS)	12 NOON
Nov. 22 (Mon.)	at San Francisco 49ers (ABC)	8 P.M.
Nov. 28	at Minnesota Vikings (CBS)	12 Noon
Dec. 5	at Cleveland Browns (CBS)	12 Noon
DEC. 12	LOS ANGELES RAMS (CBS)	12 NOON
DEC. 20 (MON.)	NEW YORK GIANTS (ABC)	8 P.M.
Dec. 26	at Philadelphia Eagles (CBS)	12 Noon
JAN. 2	CINCINNATI BENGALS (NBC)	3 P.M.

Home games in CAPS

*Regular season Sunday games unless otherwise noted.

All home games are televised locally only if sold out 72 hours prior to kickoff.



CONTENTS

ALUMNI	162-166	Leaders, All-Time	175-177
BIOGRAPHIES		Leaders by Years	167-174
Administration	22-26	Monday Night	147
Coaching Staff	11-16	Overtime	38
Executives	10-11	Saints Individual	186-198
Head Coach	8-9	Saints Team	199-210
Other Saints, 1993	114-118	Series Records	132-138
Owner	4-5	Two-Team Records	211
President/General Manager	6-7	RESULTS	
Rookies (Draft Choices)	102-107	All-Time	148-152
Scouting	16-18	Preseason	153-154
Training & Equipment Staff	19-21	Pro Bowl	68
Veteran Players	27-101	Super Bowl	174
DATEBOOK (Summer Calendar)	219	1992 Postseason	212
DEPTH CHART	109	RETIRED NUMBERS	10
DIRECTORY	3	REVIEW OF 1992	119-127
DRAFT HISTORY	157-161	ROSTERS	
DRAFT TRIVIA	90	First-Year	112
HISTORY	139-147	Numerical	112
HOW SAINTS ARE BUILT	108	Veterans	111
LAST TIME	210	SCHEDULES	
LONGEST PLAYS, 1992	183	1993 Postseason	152
MEDIA INFORMATION	1BC	NFL Preseason	214
NFL DIRECTORY	113	NFL Regular Season	215-217
NFL IMPORTANT DATES	220	STANDINGS, ALL-TIME	155-156
NFL PUBLIC RELATIONS DIRECTORS	113	STATISTICS	
NFL STANDINGS, 1992	212	1992 Game-by-Game	130-131
ON THE COVER	225	1992 Individual	128-129
PRO BOWL SAINTS	219	1992 Rankings	154
PRONUNCIATION GUIDE	166	1992 Team	128-129
RADIO	221	SUPERDOME FACTS	107
RECORDS		TICKET INFORMATION	218
Attendance	184-185	TIE BREAKERS	213
Big Days	178-181	TRAINING CAMP	2
Consecutive Records	182-183	History	100
Head Coaches	127	UNIFORM CHANGES	198

SAINTS TRAIN AT WISCONSIN-LA CROSSE

For the sixth straight summer, the Saints will hold their training camp in La Crosse, Wisconsin.

The facilities at the University of Wisconsin-La Crosse will be utilized from July 16 through August 21.

The Kansas City Chiefs will be in La Crosse for two days of practices, July 23-24, the second time in the last three years the Chiefs and Saints have worked against each other in La Crosse.

The Saints will travel to Mankato, Minnesota August 17 for one day of practice with the Minnesota Vikings.

The mailing address for the Saints training camp is: New Orleans Saints, c/o University of Wisconsin-La Crosse, P.O. Box 3028, La Crosse, Wisconsin 54601.

The address for mail requiring overnight courier is: New Orleans Saints, Laux Hall, 622 East Avenue North, La Crosse, Wisconsin 54601.

CAMP PHONE NUMBERS

Office: (608) 789-4550
Media Relations: (608) 789-4556

Recorded News Messages (updated twice daily): (608) 789-4575



SAINTS DIRECTORY

OWNER Tom Benson

ADMINISTRATION

President/General Manager	Jim Finks
Vice President of Administration	Jim Miller
Director of Player Personnel	Bill Kuharich
Assistant to the Player Personnel Director	Austin Dejan
Business Manager/Controller	Bruce Broussard
Assistant Controller	Charleen Sharpe
Data Processing Manager	Jay Romig
Director of Marketing	Greg Suit
Assistant Director of Marketing	Bill Ferrante
Marketing Assistant	Sylvia Alfortish
Director of Media Relations	Rusty Kasmiersky
Assistant Director of Media Relations	Neal Gulkis
Director of Travel/Entertainment/Special Projects	Barra L. Birrcher
Director of Community Relations	Chanel Lagarde
Community Relations Assistant	Laura Adams
Ticket Manager	Sandy King
Ticket Office Supervisor	Judy Chavis

COACHING AND PLAYER PERSONNEL STAFF

Head Coach	Jim Mora
Offensive Coordinator/Quarterbacks	Carl Smith
Running Backs	Jim Skipper
Receivers	Steve Walters
Tight Ends/Special Teams	Joe Marciano
Offensive Line	Paul Boudreau
Defensive Coordinator/Inside Linebackers	Steve Sidwell
Outside Linebackers	Vic Fangio
Defensive Line	John Pease
Defensive Secondary	Jim Mora
Strength and Conditioning	Russell Paternostro
Personnel Scout	Bill Baker
Personnel Scout	Hamp Cook
Personnel Scout	Hokie Gajan
Personnel Scout	Tom Marino
Personnel Scout	Carmen Piccone
Director of Videotape	Albert Aucoin
Assistant Director of Videotape	Brian Badzinski
Trainer	Dean Kleinschmidt
Assistant Trainer/Director of Rehabilitation	Kevin Mangum
Assistant Trainer	Buck Oubre
Equipment Manager	Dan Simmons
Assistant Equipment Manager	Glennon (Silky) Powell
Grounds Superintendent	Lester Vallet, Jr.
Team Physicians	Charles L. Brown, Ken Saer, Terry Habig, Lee Moss
Team Dentist	King McGoey

Tickets: 1500 Poydras Street
New Orleans, LA 70112
(504) 522-2600

Football Office: 6928 Saints Drive
Metairie, LA 70003
(504) 733-0255
(504) 733-6147 (Media Relations)
(504) 733-5734 (Media Relations FAX)



TOM BENSON

Owner



Since 1985, good things have happened to the New Orleans Saints. Not coincidentally, that's when Tom Benson came on the scene.

1987 was the first season that New Orleans fans saw their NFL team with a winning record. The Saints rolled to a 12-3 mark, second-best in the league, and opened a playoff dossier with their first appearance ever.

Winning seasons followed, in 1988, '89, '91 and '92, with three consecutive playoff games beginning in 1990.

In 1991, the Saints claimed their first-ever NFC Western Division Championship. It is the most visible milestone in a storied history of Saints football.

Since 1987, the Saints have posted six consecutive non-losing seasons, one of only three teams to have accomplished that feat. The Saints' record in that period is 62-33, third-best in the NFL during that time.

Last season, the Saints tied a club-record with 12 victories, and advanced to the playoffs for the third straight year, a feat that just one other NFC team has accomplished.

A fine record, indeed. But the most important of Benson's many triumphs was his first, beginning in late 1984.

That year, the Saints went up for sale. Benson was not particularly interested in football, but he watched the proceedings with the interest of any New Orleans resident.

He became concerned. There was talk that those who were in the primary negotiating posture were thinking of moving the team; if they purchased, the Saints would soon be playing elsewhere.

Benson then stepped forward, not only with his words, but with his resources.

As a New Orleans businessman, Benson understood all too well the impact of the Saints. While he was busy with his automotive/banking/real estate holdings, he knew that his success and that of others revolved around a number of factors in the New Orleans community. The Saints, he understood, were too important to the city to lose.

Benson got involved with the Saints in a manner true to the spirit of the New Orleans community — he cared.

So, he tediously formed a group to make an offer to buy the club. Despite his efforts, he had to exercise patience waiting for his opportunity to be heard.

The chance came. Negotiating from a subordinate position, the Benson group was thrust to the forefront. From there, those embryonic moments of discussion of an idea to the realization of the dream seemed to materialize with lightning speed.

In a crowded bank boardroom on May 31, 1985, ownership of the Saints was transferred to Benson and his partners in an exchange for \$70.204 million.

Actual time from Benson's initial serious involvement until culmination of the deal was less than five months.

Without Benson's acquisition of the team, it is now clear that the Saints would no longer be in the Crescent City.

The path to Benson's purchase of the Saints was easily the largest and most challenging of his business career. It's hard to overestimate either the task which Benson and his group had undertaken, or the events which saw the completion of the project.

But the purchase was not the final move for Benson. It was just the beginning. There is so much more to accomplish. And Tom Benson has his team ready to tackle those challenges.

His next monumental task was to take the Saints to a level of competition with the NFL's best, a chore that is now well underway.



One of Benson's rules of thumb in the operation of a successful business venture is to acquire quality people, assign them a task, and let them perform.

In his business wisdom, he located Jim Finks, a proven performer, to manage the team. A lifelong football man, Finks had directed the fortunes of two other teams, the Minnesota Vikings and Chicago Bears, to the pinnacle of the NFL.

Then, on December 31, 1992, Benson completed the transaction to become sole owner of the Saints.

His peers in the NFL quickly became aware of his ability as a businessman. For example, Benson in 1989 was named chairman of the league's most focal and influential group, the NFL Finance Committee. That was just his fifth season as an NFL owner. He also serves on the Broadcast and Expansion Committees. This year, he was the spearhead of a committee that negotiated a new contract for NFL commissioner Paul Tagliabue.

Benson was born in New Orleans in 1927 and grew up on the edge of the city's sprawling 9th Ward. He was educated at St. Aloysius High School (now Brother Martin) and Loyola University. As a youngster, he played sandlot football at St. Roch Park and earned spending money delivering the Times Picayune newspaper.

After studying business and accounting at Loyola, the young Benson went to work as a bookkeeper for the Cathey Chevrolet Co. in New Orleans in 1948.

By 1956, at age 29, Benson was on his way to San Antonio, Texas to manage a Chevrolet dealership as a junior partner. Six years later he took full control of the dealership and established the Tom Benson Chevrolet Co.

That acquisition, combined with Benson's confidence and determination, spawned what is today the Benson Automotive World, a multi-dealership organization based in New Orleans with outlets in San Antonio and Corpus Christi, Texas. He also served on several advisory boards of General Motors Corp.

In 1972, Benson took another step in his business life when he entered the financial world as an investor in San Antonio's Central Park Bank. That transaction opened the doors for Benson to later acquire San Pedro Bank, Groos National Bank, and Kelly Field and Exchange National Banks in San Antonio. He also started San Antonio's Commercial National Bank from the ground in 1984.

Appreciative of the fact that New Orleans, its schools, business community and people gave him his start, Benson and his brothers, Jerome and Larry, established the Free Enterprise resource Center at Brother Martin High School in honor of their parents, Tom Sr. and Carmen. He has also endowed chairs in free enterprise at St. Mary's University, and banking at Incarnate Word College. He serves his college alma mater on the President's Council of Loyola University.

Benson has received many honors for his community involvement, a few of which are: American Tradition Award from the B'nai Brith Foundation of the United States; Rev. Jacques E. Yenni Award for Community Service from Loyola University; N.A.D.A. Northwood Institute Award for Outstanding Service to Education; Brotherhood Award of the National Conference of Christians and Jews; Order of St. Louis Medallion for dedication to church from the Archdiocese of New Orleans; 1986 Brother Martin High School Alumnus of the Year; Honorary Doctor of Science and Business from Cleary College, Ypsilanti (Mich.); 1986; Honorary Doctor of Humane Letters from Loyola University, 1987; and Honorary Doctor of Laws from Northwood University in Dallas, Texas, 1989.

His philanthropic efforts transcend his Saints participation and that of his other business interests. He has become personally involved as a spokesperson nationally for the United Way through the NFL. That, coupled with his local involvement has resulted in his appointment to the Alexis de Tocqueville Society, an elite group of the United Way's most generous donors.

He is one of four children and the grandnephew of the late Herbert Benson, a local architect who helped design Tulane Stadium and was one of the founders of the annual Sugar Bowl football game.

In addition to his home in New Orleans, Benson also has a 2,200-acre working ranch near that of the late president Lyndon Johnson where he maintains a game preserve, a refuge for exotic deer, antelope, and other species. The ranch also produces a special breed of Angus cattle, developed by Benson.

Benson and his wife, the former Grace Trudeau of New Orleans, share a family of five children, Renee, Donn, Susan, Rick and Mimi, and six grandchildren.



JIM FINKS

President/General Manager



When he joined the Saints, Jim Finks had a big job ahead of him. He was entrusted with the task of constructing a winner from a team with a long history of failure. It might have appeared at the outset the biggest challenge of his career.

Now, the Saints stand as one of the most successful teams in the NFL for the past several years.

No surprise. Jim Finks builds winners.

Finks was named president/general manager of the Saints on January 14, 1986 bringing with him a portfolio of success as a player, coach, scout and administrator that had

spanned 37 years in professional sports.

New Orleans was the sixth challenge Finks undertook since his involvement in the business end of sports. His presence was a positive one in the previous five.

Not surprisingly, the results are the same in the Crescent City.

In retrospect, the suspense of whether the Saints would ever win ended when Finks arrived. The only question was not if the team would win for the first time ever, but when.

Saints fans didn't wait long. In 1987, New Orleans logged a 12-3 mark, second-best in the NFL, and went to their first-ever playoff game.

Ups and downs followed, but the team continued to improve. In 1991, the NFC West flag flew in New Orleans for the first time.

Challenges still arise for Finks, including the Saints' quest to win the NFL championship. And the challenges of everyday life that came into focus in 1993.

Finks found New Orleans similar to those programs in Minnesota (1964) and Chicago (1974). They had potential, but they needed work.

Minnesota was a young team, having been established in 1960. Chicago was a team with a history of great accomplishments, including a number of championships in its long existence.

New Orleans was neither. Not an old established team, not a young expansion-type club. Just a team with 19 consecutive seasons of struggle, always closer to the cellar than the attic of NFL esteem.

Since Finks' arrival, the Saints have won 60 percent of their regular season games and currently have a streak of six consecutive non-losing years. Only two other NFL teams have the same accomplishment.

While under his command, the Minnesota Vikings made two Super Bowl appearances, and two more just after his departure. Following his construction project in Chicago, the Bears captured a world championship following the 1985 season.

Finks' formula for success is proven in another sport as well. While as president of baseball's Chicago Cubs in 1984, he led the organization to their first NL East pennant in modern times.

During a ten-year association with Minnesota, Finks brought the NFC Central team to the top of the professional game. He joined the Vikings in 1964 as general manager, and added the title of vice president in 1969, and executive vice presi-



dent in 1973. In 1967, Finks hired then-unknown Bud Grant as head coach. What followed was a string of five NFC Central crowns and two Super Bowl appearances (Jan. 1970 and 1974), and six more division titles in the years following his departure (1974-78, 1980). In his final four seasons (1970-73), the Vikings tallied 47 victories. Following the team's second Super Bowl appearance, Finks resigned.

Just days before the 1974 season opener, Finks was named executive vice president, general manager and chief operating officer of the Chicago Bears.

The city of Chicago better remembered Bears teams of the past, the storied history of a franchise that was an NFL original. But the last glimmer of the success enjoyed by those early teams was the league champions of 1963, eleven years earlier.

Finks put his expertise to work. By 1977, Chicago was again in the playoffs.

Through the late 1970s and early '80s, Finks set about the construction of one of the NFL's most dominating teams. Before his departure in 1983, Finks would acquire 19 of the 22 starters for a Bears team that compiled a 15-1 record in 1985 and crushed New England 46-10 in Super Bowl XX.

But perhaps most amazing is the fact that Finks-built teams remained strong for years following his departure, a solid tribute to his management ability.

There is no "quick-fix" to his method, for that could lead to temporary results. He builds for the long haul.

His history of excellence is such that just his presence in the Saints' top position is enough to instill a confidence that was missing prior to his arrival.

Finks' expertise has been consistently tapped by the National Football League. In 1968, he served on the first NFL negotiating committee that met with the players' association. After leaving the Vikings, he served fulltime with the NFL Management Council until his appointment with the Bears.

In 1989, Finks was a leading candidate for appointment to the league's highest office — that of NFL commissioner.

Currently, he serves the NFL as the chairman of the competition committee, the advisory board for all competitive matters, including playing rules, officiating, and player personnel.

A quarterback at Tulsa University, Finks was a 12th-round selection of the Pittsburgh Steelers in 1949. The Steelers were the only team in the NFL to still employ the single-wing offense, and Finks played defensive back until 1952 when Pittsburgh converted to a T-formation. He became the starting quarterback in 1952, and went on to the Pro Bowl that year.

In addition to his football career, Finks was a two-sport professional, playing minor league baseball in 1949 in Columbia, South Carolina and 1950 in Austin, Texas in the Cincinnati Reds' farm system.

He retired as an NFL player following the 1955 season, and joined the coaching staff at Notre Dame on Terry Brennan's staff.

After the 1956 football season, Finks served as assistant coach and scout for Calgary of the Canadian Football League. Later that season, he took over as Calgary's general manager. He remained with the Stampeders until joining the Vikings in 1964.


In 1987, Finks presided over the Saints' first-ever winning season. The team posted a 12-3 mark and played in the franchise's first playoff game. For those and other numerous accomplishments, Finks was recognized as the NFL Executive of the Year by The Sporting News, Football News, and the Touchdown Club of Washington, D.C.

A native of Salem, Illinois, Finks was born August 31, 1927. He and his wife Maxine reside in Metairie. They have four sons; Jim, David, Dan and Tom.



JIM MORA

Head Coach



When Jim Mora came to New Orleans, the only thing consistent about the Saints was inconsistency.

Since then, the Saints have become what they weren't — winners. Now, Mora stands as the NFC's longest-tenured coach with the same team.

Consistency has paid off for the Saints and their fans. Mora's 1986 was his first losing season as an NFL head coach, and his last. The Saints have posted five winning marks beginning in 1987, and the franchise's only four playoff appearances.

That 1987 Saints season was a breakthrough year. New Orleans posted a 12-3 mark, second-best in the entire NFL, and earned another franchise first — a playoff spot. For his efforts and dramatic results, Mora earned a clean sweep of Coach of the Year honors.

Since '87, New Orleans has been at or above the .500 mark each season, one of only three NFL clubs with that achievement. In 1991, New Orleans brought home its first-ever NFC Western Division pennant with an 11-5 mark.

Mora holds the team records for seasons as head coach (7) and wins (69).

Now, those tools he is utilizing to make the Saints the NFL's best are the same which allowed him to ascend to the top of his profession.

Mora's concept is not new to successful teams. He is an organized person who handles his business. He knows how to manage it. He knows what to expect. And he has the ability to surround himself with competent people who can understand and share his drive to be the very best.

He has the expertise. He has the desire to work for the results.

There's a plaque in his office that summarizes his theory of success — "The secret of a good organization is good organization."

Mora's approach is best described as "businesslike." His system could be applied with the same success to other endeavors. He wants, and expects, to be the best. There is no middle ground.

It's a simple theory in football for Mora. "In the NFL, either you get better or you get worse. So you'd better try to improve at every opportunity."

Throughout his career as a head coach, three in the USFL and seven with the Saints, Mora has demonstrated those qualities.

Previous to his appointment as Saints head coach January 28, 1986, Mora had served three seasons in the USFL as head coach of the Philadelphia/ Baltimore Stars. Under Mora, the Stars dominated the USFL unlike any team in any other sports league previously.

Appearing in all three league championship games, the Stars were crowned champions in 1984 and 1985. Mora's record in those three seasons was 48-13-1, by far the finest slate of any football team, USFL or NFL.

Those accomplishments, as well as his uncompromising reputation as a hard-working, businesslike competitor, made Mora much in demand by teams search-



ing for new head coaches following the 1985 season. He had several offers to turn the fortunes of other NFL clubs. But of four NFL vacancies that offseason, New Orleans was most attractive to Mora. He was one of eight candidates personally interviewed by president/general manager Jim Finks.

"I was impressed with the Saints ownership and organization, the plan for the franchise, and the people," Mora said of his decision. "No head coach can become successful without the commitment from an organization, top to bottom. Tom Benson knows what it takes to be a winner. I sensed that good things would happen in New Orleans. I wanted to be a part of it."

Mora spent 23 years coaching in the college and professional ranks before embarking on his first experience as head coach of a professional team. In addition to his tenure at the Stars, he worked in seven different college and NFL organizations before joining the Saints.

A native of Los Angeles and the son of a television film editor, Mora played tight end and defensive end for four years at Occidental College. His teammate and roommate, Jack Kemp, became a standout quarterback with the Buffalo Bills on his way to a career in public service. After completing his B.A. in physical education in 1957, Mora was named assistant coach at Occidental. After four years as an assistant, he was named head coach, and served three years.

He later completed his education with a master's degree from USC.

In 1967, Mora joined John Ralston's staff at Stanford as linebackers coach.

There he worked with Dick Vermeil, who would later lead the Philadelphia Eagles to the Super Bowl.

After a year at Stanford, Mora moved to the University of Colorado in 1968, and coached all phases of defense in six seasons on Eddie Crowder's staff.

In 1974, Mora joined Vermeil, then head coach at UCLA, as linebackers coach.

The following season, Mora moved to Don James' staff at the University of Washington as defensive coordinator. He served in that capacity for three seasons before making the jump to the National Football League.

Mora joined the Seattle Seahawks in 1978 as defensive line coach under Jack Patera. He remained with the Seahawks until 1982 when he was named defensive coordinator of the New England Patriots. Mora's defensive unit played a major role in the Patriots' march to the playoffs that year.

Mora got his first professional head coaching chance when in 1983 he went to the Philadelphia Stars of the USFL. Upon arrival, he had only two weeks to assemble a staff and prepare for the Stars' first training camp.

His team posted a 16-4 record that season, and appeared in the league's first championship game. The Stars lost, 24-22 to the Michigan Panthers.

The Stars' phenomenal 19-2 mark in 1984 was followed by a 23-3 thrashing of the Arizona Wranglers in the title game. And in the final USFL season, the Baltimore Stars went 13-7-1 and defeated the Oakland Invaders 28-24 in the championship game.

Each year, Mora's records as Saints head coach mount. Already the winningest head coach in team history, he has compiled a seven-year record of 69-46 (.600), including four playoff games. The 1990 season made him the most tenured in team history.

In the last six years (1987-92), Mora's Saints compiled 62 wins, third-best in the NFL during that period.

Born May 24, 1935 at Los Angeles, California, Mora and his wife, Connie, have three sons; Michael, Stephen, and Jim, the Saints' defensive backs coach.



1993 STAFF BIOGRAPHIES

JIM MILLER, Vice President of Administration



Since joining the Saints in 1986, Jim Miller's principal duties have included assisting Jim Finks in the negotiation of player contracts and overseeing all club administrative offices.

Negotiations are Miller's most visible duty, but the bulk of his day-to-day responsibility is to assure that the front office operates in an efficient and economic manner.

The planning process begins in late autumn when, under Miller's direction, department heads review their past year's performance and develop individual action plans. Miller assembles the plans into a Club Departmental Plan and Budget book, which serves an organizational blueprint for the coming year. Weekly staff meetings during the year assure that the Saints' front office operates according to the plan.

Miller came to the Saints after five years at the National Football League Management Council in New York. In 1982, he was spokesman for the NFL owners during the 57-day players strike. A year later, he was named director of administration, advising clubs on contract matters and special projects.

Miller started his professional career as a writer for the Louisville Courier-Journal in 1970-71, after which he joined the Baltimore Evening Sun as a copy editor. He returned to writing in 1978 and covered the Baltimore Colts until joining the NFL Management Council as director of information in 1981.

Away from the office, Miller is a beginner golfer and an avid road-runner. He has participated in five marathons, which include a 2:58 personal best. He has won various age-group awards and finished in the elite "Top 500" of New Orleans' Crescent City Classic 10-kilometer race in 1987 and 1989. He has also written several published articles on historical aspects of professional sports and has been a member of the Society of American Baseball Research since 1981.


The native of Clark Station, Kentucky was born January 24, 1948. He holds a bachelor's degree in journalism from the University of Kentucky and a master's degree in communication from the University of Maryland. Jim, who has a daughter, Lindsay, lives with his wife, Jean, in Metairie.

SAINTS RETIRED NUMBERS

Only two numbers on the Saints roster have been retired. Defensive end Doug Atkins, the former University of Tennessee All-America, joined the Saints in 1967 and retired in 1969. All-Pro running back Jim Taylor played in a Saints uniform during the 1967 season. Both Atkins' no. 81 and Taylor's no. 31 are retired. Atkins and Taylor are both members of the NFL's Hall of Fame in Canton, Ohio.



BILL KUHARICH, Director of Player Personnel



Bill Kuharich is in his eighth season with the Saints. He joined the club as director of pro personnel in 1986, and was elevated to his present position just prior to the 1986 season.

A graduate of Middlebury College in Vermont, Kuharich started his football career as a graduate assistant coach at Brown University in 1976. His first fulltime post came as offensive backfield coach at Hawaii in 1977. Stops at Georgetown (1978), St.

Lawrence (1979) and Columbia (1980) followed.


When the USFL started, Kuharich went to Philadelphia as administrative aide to the general manager. He was named assistant general manager/director of player personnel in 1983. The Stars, with Jim Mora as head coach, played in all three of the league's championship games and won the USFL title twice.

Both college and pro scouting, professional league player movement and evaluation, and self-scouting are duties of Kuharich's position with the Saints.

In 1987, Kuharich and his scouting staff were presented with a difficult challenge. The players' strike made necessary the assembly of a replacement squad. The team constructed by Kuharich and his staff posted a 2-1 record, and kept the Saints in the thick of the divisional championship race throughout the season.

Born March 25, 1953 in Skokie, Illinois, Kuharich is the son of the late Joe Kuharich, head coach at Notre Dame, the Washington Redskins, and Philadelphia Eagles. Bill lives in Destrehan with his wife, Betsy, and daughter, Megan Ashley.

CARL SMITH, Offensive Coordinator/Quarterbacks



Since 1986, the Saints under Carl Smith have been successful moving the ball, scoring points and are perennially among the NFL leaders in time of possession, having led the league three of the last five years. In 1992, the Saints finished second in the NFL in average gain per passing play (7.21), and seventh in average gain per offensive play (5.4).

Smith joined the Saints staff in 1986 from the staff of the Philadelphia/Baltimore Stars. Smith directed the Stars' quarterbacks and receivers 1984-85 after a year as special teams coach.


Smith started his coaching career as a graduate assistant at his alma mater, Cal Poly-San Luis Obispo in 1971. He moved to the University of Colorado as a graduate assistant in 1972, and earned his first fulltime post as linebackers coach for the Buffaloes in 1973, where he worked with Saints head coach Jim Mora.



In 1974, Smith joined the staff at the University of Southwestern Louisiana as defensive line coach. He coached defensive backs for the Ragin' Cajuns 1975-76, then switched to the offensive side of the ball as offensive coordinator 1977-78. He served at Lamar University 1979-81, and was named offensive coordinator at North Carolina State in 1982.

Smith was born April 26, 1948 at Wasco, California. He and his wife, Dianne, live in Kenner with their three sons, Tracy, Tyler and Nicholas.

STEVE SIDWELL, Defensive Coordinator/Inside Linebackers



In 1992, the Saints defense under Steve Sidwell led the NFL with 202 points allowed. It marked the second straight year the Saints set a club record in that category. New Orleans also became the first team since the Chicago Bears of 1985-86 to lead the league in that department in successive seasons.

Sidwell is in his eighth season with the Saints. He came to New Orleans from the Indianapolis Colts, where he coached the defensive line in 1985.

An all-conference linebacker at the University of Colorado, Sidwell started his coaching tenure as linebacker coach at his alma mater, 1966-73. While there, he worked with Saints head coach Jim Mora. He moved to the University of Nevada-Las Vegas, assuming the additional duties of defensive coordinator, 1974-75. In 1976, Sidwell was named defensive coordinator at Southern Methodist and held that post until 1981.

Sidwell's first pro coaching job came in 1982, when he was named linebackers coach for the New England Patriots under defensive coordinator Jim Mora. He served with the Patriots until 1984.

Born August 30, 1944 at Winfield, Kansas, Steve and his wife, Katy, have two sons, Brad and Scott. The Sidwells live in New Orleans.

PAUL BOUDREAU, Offensive Line



In 1992, the Saints offensive line under Paul Boudreau yielded an NFL-low and club-record 15 quarterback sacks. Over the past two seasons, the line has allowed a total of just 34, and has been one of the top two teams in that category in each of the past three seasons.

Boudreau is in his seventh season with the Saints. He came to New Orleans from the Edmonton Eskimos of the Canadian Football League.

A graduate of Boston College, Boudreau started his coaching career at Oxford (Mass.) High School 1973-74. He moved to his alma mater as offensive




line coach, serving at BC 1974-77. Stops at the University of Maine (1977-79), Dartmouth (1979-81) and Navy (1982) preceded his appointment to the Eskimos staff in 1983.

In the spring of 1991, Boudreau and offensive coordinator Carl Smith ran in the Boston Marathon.

Boudreau was born December 30, 1949, and grew up in Arlington, Massachusetts.

Paul and his wife, Joan, have a son, Paul, and a daughter, Jill. They live in Destrehan.

VIC FANGIO, Outside Linebackers



Under Vic Fangio, the Saints' outside linebackers had 26 of the team's NFL-high 57 sacks in 1992. Over the past two seasons, the outside linebackers have contributed 54 of the club's 107 sacks.

Fangio is in his eighth season with the Saints, having joined Jim Mora in New Orleans from two seasons in the USFL.


A graduate of East Stroudsburg University, Fangio started his coaching career at his high school alma mater, Dunmore High School, as linebackers coach in 1979. He was named defensive coordinator at Dunmore, serving in that capacity 1980-81. In 1982, Fangio worked as defensive coordinator at Milford Academy.

A year at the University of North Carolina coaching the defensive line preceded Fangio's appointment to the USFL Stars staff, where he served as defensive assistant and strength and conditioning coach.

In 1993, Fangio was inducted into the Northeast Chapter of the Pennsylvania State Hall of Fame.

Born August 22, 1958 at Dunmore, Pennsylvania, Fangio and his wife, Patty, live in Destrehan with their son, Christian.

JOE MARCIANO, Tight Ends/Special Teams



Since Joe Marciano's arrival in New Orleans, the Saints' special teams have consistently ranked among the NFL's top units each season.

Marciano is in his eighth season with the Saints. He joined the staff in 1986 from the Stars, where he coached tight ends and special teams.

A four-year letterman at quarterback for Temple University, Marciano entered the coaching profession at Wyoming Area High School in 1976. He then coached tight ends at East Stroudsburg (1977), and Rhode Island (1978-79). He moved to Villanova in 1980, and joined Joe Paterno's staff at Penn State in 1981 as tight ends coach. In 1983, he returned to his alma mater to coach tight ends and special teams.




Marciano joined Jim Mora's staff at the Stars in 1983, and helped in the appearance of the Stars in all three USFL championship games, and victories 1984-85.

An avid fisherman, Marciano is the founder of an annual charity fishing tournament that includes current and former NFL players and coaches. In 1993, Marciano was inducted into the Northeast Chapter of the Pennsylvania State Hall of Fame.

Born in Scranton, Pennsylvania February 10, 1954, Marciano and his wife, Cheryl, live in Kenner.

JIM MORA, Defensive Backs



In 1992, Jim Mora's first season in New Orleans, the Saints led the National Football League in pass defense, yielding an average of just 154.4 yards per game.


A graduate with a marketing degree from the University of Washington, Mora played defensive back for the Huskies 1980-83. He played in two Rose Bowls during his college career.

He started his coaching career at his alma mater in 1984 as a graduate assistant, and was a member of the Huskies staff that led the team to the Orange Bowl that year.

In 1985, he joined the San Diego Chargers staff as an assistant in the pro personnel department. He was a defensive assistant in the secondary 1986-88, and handled defensive backs 1989-91.

Born November 19, 1961 in Los Angeles, Mora attended Interlake High School in Seattle, Washington where he lettered in football, basketball, baseball and track. Mora and his wife, Shannon, reside in New Orleans.

RUSSELL PATERNOSTRO, Strength and Conditioning



Now in his 13th year of preparing the Saints for play, Russell Paternostro has trained both individuals and teams at every level of competition.


A New Orleans native, Paternostro graduated from West Jefferson High School. He attended San Diego State University. He played on his high school football team, and was a member of the football squad at Camp Pendleton, California during his tour of duty in the U.S. Navy.

Paternostro returned to New Orleans in 1962. He managed and owned fitness centers in the New Orleans area until his appointment to the Saints coaching staff in 1981.

Born July 21, 1940 in New Orleans, Russell and his wife, Mercy, have two daughters, Angela and Robyn, and two grandsons, Derek and Brandon. They reside in Covington.



JOHN PEASE, Defensive Line



In 1992, John Pease's defensive line was instrumental in establishing the Saints defense as the best unit in the NFL in points allowed. Defensive end Wayne Martin also established himself as one of the league's finest pass rushers, finishing third in the NFC and fifth in the NFL with 15.5 sacks, the most ever for a Saints lineman.

Pease is in his eighth season with the Saints, coming from the USFL champion Philadelphia/Baltimore Stars.

Following graduation from the University of Utah after an all-WAC senior season at wingback, Pease served in the military in Puerto Rico 1965-67. It was there that he got his first coaching experience, coordinating the offense at Antilles High School in 1966. He returned to his alma mater 1968-69 as a graduate assistant.

His first fulltime job came at Fullerton College where he served 1970-73 as defensive coordinator. He coached at Long Beach State 1974-76, and returned to Utah to coach in 1977.

Pease coached at the University of Washington 1978-82 before joining the Stars staff in 1983.

Born October 14, 1943 in Pittsburgh, Pennsylvania, Pease was on the training camp roster of the Los Angeles Rams following his graduation from college. He has a daughter, Kristin. John and his wife, Chris, live in Kenner.

JIM SKIPPER, Running Backs



Jim Skipper has coached two Pro Bowl running backs during his seven-year tenure with the Saints.

Skipper joined the Saints from the Philadelphia/Baltimore Stars where he coached running backs 1983-85.

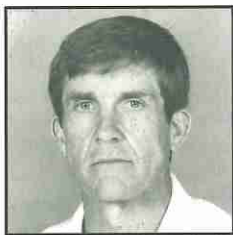
A graduate of Whittier College, Skipper opened his coaching dossier at Duarte High School in California in 1973. He then coached defensive backs at Cal Poly-Pomona 1974-76, and at San Jose State 1977-78.

Skipper's first running backs coaching position came at the University of the Pacific in 1979. He moved to the University of Oregon, coaching there 1980-82.

Born January 23, 1949 at Breau Bridge, Louisiana, Skipper and his wife, Elmarie, have three sons, Courtney, Timmy, and Kelly, the running backs coach at Fresno State University. The Skippers live in Kenner.



STEVE WALTERS, Wide Receivers



Under Steve Walters, Saints wide receivers have shown continual improvement, and have made massive contributions. In 1992, wide receivers caught 149 passes for 2,248 yards and 15 touchdowns, and averaged 15.1 yards per reception.

A two-year letterman at the University of Arkansas, Walters started his coaching career as a graduate assistant at Virginia Tech 1971-72. He accepted his first fulltime coaching position at Tampa University as receivers coach in 1973.

Walters changed sides of the ball, coaching defensive backs at Northeast Louisiana 1974-75. His next job, at Morehead State in 1976, was that of quarterbacks and receivers coach. Stops at Tulsa (1977-78), Memphis State (1979) and SMU (1980-81) preceded Walters' first pro coaching post, handling defensive backs at the New England Patriots 1982-84, working with Saints head coach Jim Mora in '82.

Walters coached defensive backs at the University of Alabama in 1985 before being named to the Saints staff in 1986.

Born June 16, 1948 at Jonesboro, Arkansas, Walters and his wife, Susan, have a son, Kirk, and a daughter, Kasey. They live in Destrehan.

AUSTIN DEJAN, Assistant to the Player Personnel Director



Austin Dejan joined the Saints player personnel department fulltime in 1987.

Dejan's responsibilities include the day-to-day operation of the player personnel department in college, pro and self-scouting.

A graduate of Dillard University, Dejan taught in New Orleans Public Schools before coming to the Saints as an intern in the player personnel department in 1986.


A native New Orleanian, Dejan graduated from Benjamin Franklin High School. He and his wife, Brucie, live in Lacombe.

TIME IS ON OUR SIDE

The Saints finished seventh in the National Football League in time of possession in 1992, with an average of 31:10 a game. New Orleans held the advantage in this category in 10 games last season, and topped the 40-minute mark twice. Over the last two years, the Saints have held the advantage in time of possession in 23 of 32 regular season games. New Orleans has led the league in this department in three of the last six years (1987, 1989, 1991) and finished second in 1988.



BILL BAKER, Player Personnel Scout



Bill Baker is in his eighth season of service with the Saints. He came to New Orleans from three years in the USFL.

Baker graduated from the University of Arizona in 1977 where he played outside linebacker. His coaching career started at Purdue in 1978 as an assistant. He remained there until 1982.


Baker's first pro job came with the USFL's Arizona Wranglers in 1982 as director of college scouting. In 1983, he moved to the Michigan Panthers as director of college scouting. In 1984, he assumed a similar position with the USFL's Oakland Invaders.

Baker covers the western United States in the Saints' scouting effort.

Baker's father, Bill, Sr., is a scout with the Kansas City Chiefs.

Bill has a son Bill (Bo) III. He lives in Scottsdale, Arizona.

HAMP COOK, Player Personnel Scout



States.


Now in his 21st season, Hamp Cook has the longest record of service with the Saints scouting staff. He joined the club in 1973.

Cook coached high school teams in Mississippi and Alabama and was an assistant coach at the University of Southern Mississippi for eight years before joining the Saints. He graduated from Southern Mississippi with a masters degree in physical education.

Cook scouts prospects in the southeastern United

Hamp and his wife, Tinkey, live in Hattiesburg, Mississippi. They have three children, Tracey, Kyle and Chuck, who is following in his father's footsteps as an NFL scout with the Kansas City Chiefs.

HOKIE GAJAN, Player Personnel Scout



Now in his sixth season as a scout, Hokie Gajan's responsibilities in the scouting department have each year taken on more meaning. His area is among the most fertile in the country for NFL prospects.

Gajan joined the Saints scouting department in 1987 following his retirement from the team's roster as a fullback.

Gajan was drafted by the Saints in the tenth round of the 1981 draft. He played fullback in New Orleans 1982-85 before being sidelined by a knee injury. He blocked for Saints tailbacks George Rogers, Wayne Wilson and Earl Campbell. Also a productive



runner, he holds the Saints season record for rushing average with a six-yard per carry standard in 1984.

In his four seasons, Gajan rushed for 1,358 yards with a 5.4-yard average and 11 touchdowns. He added 63 catches for 515 yards and two TDs.

Gajan covers the territories of Louisiana, Texas, Oklahoma, Arkansas and Kansas in the Saints' scouting system.

Hokie and his wife, Judy, live in Mandeville with their three daughters, Jennifer, Kristin and Megan.

TOM MARINO, Player Personnel Scout



A veteran of three football leagues, Tom Marino joined the Saints scouting department in 1986.

A graduate of the University of Massachusetts, Marino worked three years as scout for the Chicago Bears while finishing his undergraduate degree. He joined the Philadelphia Bell of the World Football League in 1974 as the team's director of player personnel.

He was named to the scouting staff of the Dallas Cowboys, and served 1976. He then joined the New York Giants and worked 1977-81 in a similar capacity.

In 1982, he joined the USFL with the Boston Breakers as assistant general manager and player personnel director. He moved to the Denver Gold staff in 1983 as director of player personnel. He joined the Philadelphia/Baltimore Stars as a personnel scout in 1984.

Marino is assigned the eastern United States in the Saints' scouting system.

Tom and his wife, Denise, have a daughter, Melissa and a son, Tom. They live in Raleigh, North Carolina.

CARMEN PICCONE, Player Personnel Scout



For almost 40 years, Carmen Piccone has been involved in football as a player, coach and scout. He joined the Saints staff in 1986.

A three-year starter at Temple University 1954-56, Piccone opened his professional career as coach of Temple's freshman football team. In 1960, he was named head coach at Southern Illinois where he remained until 1965.

Stints at Cornell, a return to Temple, and Trenton State preceded his joining the USFL's scouting combine in 1983, where he worked until joining the Saints.

Piccone covers prospects in the midwestern United States for the Saints.

Carmen and his wife, Dorothy, have two sons. They live in Brigantine, New Jersey.



DEAN KLEINSCHMIDT, Head Athletic Trainer



At the time of his appointment as head trainer in 1971, Dean Kleinschmidt was the youngest trainer in the NFL. He joined the Saints two years earlier as assistant trainer.

A native of Morgan, Minnesota, Kleinschmidt attended Indiana University, where he served as a student assistant trainer and staff assistant trainer.

Since 1971, he has served annually on the Senior Bowl staff as a trainer. He has lectured internationally in Sweden in 1976, Mexico City in 1978, and in Bahrain in 1984. He has been President of the Professional Football Athletic Trainers Society (PFATS) since 1989, and a member of its Board of Directors since 1982.


In 1986, his staff was named by PFATS as NFL Training Staff of the Year. That same year, he was named Professional Athletic Trainer of the Year by the National Athletic Trainers Association (NATA).

In 1990, Dean was inducted into the Louisiana Athletic Trainers Hall of Fame.

In 1992, Dean was co-chairman of the medical support committee for the 1992 United States Olympic track and field trials held in New Orleans in June.

Dean and his wife, Marlene, live in Metairie with their son, Rhett and daughter, Morgan.

KEVIN MANGUM, Assistant Trainer/Director of Rehabilitation



Now in his 13th season with the Saints, Kevin Mangum was elevated to his present position in 1988.

Mangum joined the Saints in 1981 as assistant trainer. Previously, he served the club as a student athletic trainer in training camp.

Mangum was a student trainer at Southwest Mississippi Junior College for two seasons prior to joining the Saints staff. He also spent two years at his alma mater, the University of Southern Mississippi, where he graduated with a bachelor's degree in athletic administration. He specialized in athletic training.

Along with head trainer Dean Kleinschmidt, Mangum shared in the recognition as NFL Training Staff of the Year in 1989 by the Professional Football Athletic Trainers Society (PFATS).


Mangum completed his master's degree curriculum in 1988 at the University of New Orleans.

In 1991, Kevin was named Outstanding Assistant Athletic Trainer by the Southeast Athletic Trainers Association.



A native of Tylertown, Mississippi, Kevin and his wife, Susie, live in Kenner with daughters Katie and Megan, and sons Scott and Kevin Paul.

BUCK OUBRE, Assistant Trainer




in Metairie.

Buck Oubre is in his first season in a fulltime capacity with the Saints, after spending 1991-92 as an intern in the training room. He also served as a student trainer in training camp from 1988-90.

A 1991 graduate of the University of Southwestern Louisiana, Oubre is currently working toward his master's degree at the University of New Orleans.

A native of Houma, Louisiana, Oubre attended Vanderbilt Catholic High School. He is single and lives

DAN SIMMONS, Equipment Manager




Now in his 21st year with the Saints, Dan Simmons is the second in a family of NFL equipment managers. His father, Bill, held the equipment manager's post with the St. Louis football Cardinals for 22 years.

Simmons joined the Saints in 1973 after learning the business from his father at St. Louis. A graduate of Meramec College in St. Louis, Dan served four years in the Navy following his graduation.

In addition to his regular duties, Dan supervises the annual round-trip move of the team from the New Orleans area to La Crosse, Wisconsin for training camp.

Dan and his wife, Elaine, live in Mandeville. They have three children, Tracy, Amy and Tony, a junior tight end on the Purdue University football team.

GLENNON POWELL, Assistant Equipment Manager



Known to the Saints as Silky, Powell joined the Saints in 1975 after serving parttime the previous season.

A native of New Orleans, Powell's prior career was with the New Orleans Recreation Department, where he was responsible for a number of tasks. He also served as a coach and manager at his alma mater, Redemptorist High School.

Silky is single and resides in the Irish Channel area of New Orleans.



ALBERT AUCOIN, Video Director




Albert Aucoin starts his seventh year as head of the Saints' video department. He took over the position from his father, Erby, who had held the post for 19 NFL seasons.

Aucoin started with the team in 1976 as a photographer in training camp. He joined the staff fulltime in 1980.

In 1990, Aucoin supervised the construction of the video department's new production annex, built at the team's David Drive practice facility.

A native New Orleanian, Albert graduated from East Jefferson High School. Albert and his wife, Janis, live in Metairie with their children Jennifer, Krystal, Albert Adam, and Kyle.

BRIAN BADZINSKI, Assistant Video Director



Brian Badzinski joined the Saints staff fulltime in 1987 after serving the photo department in a part-time capacity since 1975.

A native of Milwaukee, Wisconsin, Badzinski graduated from East Jefferson High School in Metairie, La. Before joining the Saints, he ran his own video production company.

Brian and his wife, Paula, live in River Ridge. They have two daughters, Kristine and Angela.

LESTER VALLET, JR., Grounds Superintendent



Lester Vallet, Jr. is in his fourth season in his present position with the Saints. He filled the vacancy left by his father, Lester, Sr. upon his retirement after 12 seasons with the team.

Vallet joins the Saints from the U.S. Air Force, where he served 20 years in facility management and maintenance.

He came to the club in 1989 as assistant grounds superintendent.

A graduate of McKinley High School in Baton Rouge, Lester and his wife, Patricia, have four sons, Lester III, Dericke, Kevin and DeSean. They live in New Orleans East.



ADMINISTRATION

BRUCE BROUSSARD, Business Manager/Controller



Bruce Broussard was named to his present post in 1985. He joined the Saints staff as ticket manager in 1983.

Broussard came to the Saints from LePavillion Hotel in New Orleans. He served eight years there, the final four as general manager.

A New Orleans native, Broussard attended Cor Jesu High School and Loyola University, where he graduated with a degree in accounting. He is a past president of the New Orleans Hospitality Accountants Association, and was on the board of directors of the New Orleans Hotel and Motel Association.

Bruce and his wife, Lynn, live in New Orleans. They have two sons, Bruce, Jr. and Mark.

CHARLEEN SHARPE, Assistant Controller



Charleen Sharpe is in her 13th season with the Saints, having joined the staff during the 1981 season.

Charleen served as assistant controller for First Homestead Federal Savings and Loan Corporation for eight years prior to her appointment to the Saints' business department.

A New Orleans native, Charleen graduated from Andrew Jackson High School. She attended the University of New Orleans.

Charleen and her husband, Floyd, reside in Chalmette with their two children, Melissa and Matthew.

GREG SUIT, Director of Marketing



Greg Suit joined the Saints in 1977. As director of marketing he supervises the club's promotional activities, box suite sales and management, advertising and corporate sponsorship programs. He is also responsible for ticket office operations and the team's involvement with its local broadcasting partners, including the Saints' radio network.

Suit has also served the team as director of publicity and director of public relations.

He worked at the University of New Orleans, 1972-76, where he was sports information director and assistant athletic director.

A native of the Cincinnati, Ohio area, Suit graduated from Miami University



(O.) and worked as a newswriter for the Middletown (O.) Journal. He served on the NFL staff for six Super Bowl games and the 1984 AFC-NFC Pro Bowl.

Greg and his wife, Karen, have two sons, Ted and Joshua. They live in Metairie.

BILL FERRANTE, Assistant Director of Marketing



Bill Ferrante is in his seventh season in his present position. He joined the team fulltime in 1987.

Ferrante came to the Saints in 1986 as an intern in the department of public relations while still a student. He was in the continuation of studies in the master's program at the United States Sports Academy in Mobile, Alabama.

A native New Orleanian, Ferrante completed his undergraduate work at LSU. He is also an alumnus of Ecole Classique High School.

Bill and his wife, Valerie, live in Kenner with their two daughters, Rachael and Rebecca.

SYLVIA ALFORTISH, Marketing Assistant



Sylvia Alfortish is now in her 20th season of service to the Saints. She was named to her present position in 1987.

The bulk of her career was spent in the team's public relations department. She worked 1974-83 as public relations secretary and public relations assistant 1983-86. Sylvia received her first marketing position as public relations and marketing assistant, 1987-88.

In addition to her other duties, Sylvia serves as director of the Saintsations, the Saints dance team that adorns the sidelines at home games

Alfortish graduated from McDonogh High School. A native of New Orleans, Sylvia resides in Chalmette. She has three sons, Sean, Todd and Jeffrey.

SANDY KING, Ticket Manager



One of the most tenured Saints employees, Sandy King is now serving in her 26th NFL season. She joined the ticket office in 1968.

King was appointed ticket office supervisor in 1984. She was named to her present position before the 1985 season.

A native of Detroit, Michigan, Sandy graduated from Harperwoods High School. She has two sons, Gary and Steve. Sandy lives in New Orleans East.



BARRA L. BIRRCHEER, Director of Travel, Entertainment and Special Projects



A man of many talents, Barra Birrcher is in his 23rd season on the Saints staff. He joined the team in 1971 as entertainment director.

During his tenure with the club, he has fulfilled a number of responsibilities. Shortly after his arrival with the Saints, he took on the added duties of game program advertising director, and later as travel coordinator. He also coordinates the club's annual caravan.

Birrcher, who served as director of marketing from 1981-86, has also worked with the NFL staff on five Super Bowls

A New Orleans native and graduate of the University of New Orleans, Birrcher is a former publicity director at the Fair Grounds. He also had his own advertising agency, and is past president of the Advertising Club of New Orleans and the downtown New Orleans Central City Lions Club.

Barra and his wife, Kay, live in Metairie with their two children, Christine and David.

JAY ROMIG, Data Processing Manager



Jay Romig is in his 17th year with the Saints. He was named to his present position in 1979.

In addition to his numerous duties with the Saints' computer network, Romig continues to serve as the club liaison with the Louisiana Superdome. He has also served as coordinator of the team's summer training camps in Hammond, Louisiana, and later in La Crosse, Wisconsin.

Romig started with the Saints in the training room, serving as assistant trainer 1977-78. He also performed as assistant trainer at the University of New Orleans for one year, and was head trainer for the Privateers for a year.

A native New Orleanian, Romig graduated from UNO after attending Brother Martin High School. He and his wife, Beth, live in Metairie with their two daughters, Brandy and Bayley.

CHANEL LAGARDE, Director of Community Relations



Chanel Lagarde is in his third season as director of community relations, a post created in 1991.

Lagarde graduated from LSU in 1989. He served the Saints in the team's media relations department as an intern during the 1989-90 football seasons.

A native of Norco, Lagarde attended St. Charles Catholic High School. Chanel lives in Destrehan.




LAURA ADAMS, Community Relations Assistant



Laura Adams is in her first season in her present post after serving as a community relations intern in 1992.

Adams is a 1991 graduate of the University of Southwestern Louisiana with a degree in media advertising/public relations. She attended St. Francis Cabrini High School in New Orleans. Laura is single and resides in New Orleans.

RUSTY KASMIERSKY, Director of Media Relations




Rusty Kasmiersky joined the Saints staff in 1981 as assistant director of public relations. He was named to his present post in 1989.

Kasmiersky served as student sports information director at Southwest Texas State University for three years, where he graduated in 1979. He then worked one year as sports information director at Angelo State University.

Kasmiersky has served on the NFL staff for several Super Bowls, in addition to the 1991 NFC Championship game and the 1992 Pro Bowl.

Kasmiersky worked for the Saints 1975-79 in the equipment room during training camp. A native of Garwood, Texas, Rusty and his wife, Donna, live in Kenner with their son, Ryan.

NEAL GULKIS, Assistant Director of Media Relations



Now in his fifth season fulltime with the Saints, Gulkis was named to his present position after serving 1988 as an intern in the department of media services.

Gulkis served as a student assistant sports information director for three years at the University of Delaware, where he received his degree in business administration in 1987. He then spent a year as a graduate assistant in the sports information office at

the University of New Orleans while pursuing his master's degree.

A native of Marlboro, New Jersey, Neal and his wife, Patti, live in Kenner.



Fran Albright
Executive

SAINTS BENCH



Amy Artigues
Receptionist



John Berfekt
Mail Clerk



Darlene Bonis
Saints Cheerleaders



Linda Bourgeois
Business



Judy Chavis
Ticket Office



Terry Exterstein
Ticket Office



Ellen Frisard
Head Coach



Yvette Kay
Coaches



Sandra Labourdette
Saintsations



Rachel Landreneau
Marketing



Louise Mistric
Receptionist



Beth Mitchell
Ticket Office



Sheila Palmisano
Player Personnel



Anne Perez
Media Relations



Fran Pope
Ticket Office



Barbara Schoen
Ownership



1993 SAINTS VETERANS



7 MORTEN ANDERSEN

Kicker Year With Saints: 12 Year in NFL: 12
Ht: 6-2 Wt: 221 College: Michigan State
Born: August 19, 1960 at Struer, Denmark
Joined Saints: Draft Choice No. 4, 1982

PRO: After 11 seasons, Andersen holds club career records for points (1,085), field goals (246) and consecutive games scoring (143). Also enters 1993 having converted 20 straight field goals, and having hit his last 26 field goal attempts of less than 30 yards. Point total places him in 17th spot on the NFL's alltime list. 164 games played is 7th on Saints alltime list. Of 764 career kickoffs, 330 (43.2%) have gone for touchbacks. With a 78.1% career accuracy rate, is third in NFL history behind Miami's Pete Stoyanovich (80.8%, 101-125) and Kansas City's Nick Lowery (80.1%, 306-382). 21 career field goals of 50 yards or more is first on NFL's alltime list. Has accounted for 14 game-winning field goals. Selected to "Team of the Decade" for the 1980s. Contract expired in 1992, subject to developments, was named a Transition Player.

1992 — Earned his club-record sixth Pro Bowl trip with an NFC-best 85.3% field goal accuracy mark... named to College and Pro Football Newsweekly and Pro Football Weekly/PFWA All-NFL teams, and the Associated Press All-Pro second team... 120 points were tied with Washington's Chip Lohmiller for tops in the NFC... point and field goal totals were each second-best in his career (121 in '87, 31 in '85)... four game-winning field goals marked a career-high... tied his own club-record when he booted five field goals in 22-14 win over Atlanta 12/3, including 37-yarder with 1:56 to play to put Saints on top... kicked 47-yarder with 1:51 to play to lift Saints to 10-7 at Atlanta, 9/20... booted 30-yarder with 3:37 left to propel Saints to 13-10 victory over Rams, 10/11, and a 50-yarder with 9:14 to play vs. Tampa Bay 11/1 that proved to be winning margin in 23-21 victory... was perfect (3-3) from 50 yards and out... missed extra point at Rams 12/13 snapped string of club-record 119 straight... 40 of 81 kickoffs went for touchbacks. **1991** — Hit on 78.1% of his field goals (25-32), his best mark since he connected 86.7% of the time (26-30) in 1986... led team with 113 points, third-most in the NFC, marking the sixth time in the last seven seasons he has reached the 100-point plateau... was good on all four field goal attempts, while all seven kickoffs went for touchbacks in 26-0 win over Minnesota 9/22... 60-yard field goal at end of first half vs. Chicago 10/27 tied Steve Cox (Cleveland, vs. Cincinnati 10/21/84) for the second-longest field goal in NFL history (63, Tom Dempsey Saints vs. Detroit 11/8/70)... overall, 43 of 79 kickoffs went for touchbacks. **1990** — Although it was the first time in six seasons he failed to reach the 100-point mark, Morten was voted to his fifth Pro Bowl... converted 77.8% of his field goal attempts (21-27), second-best in the NFC and his highest figure since he hit on 77.8% (28-36) in 1987... 30 of 66 kickoffs went for touchbacks (45.9%), second most in the NFL (33, Lee Johnson), and the best percentage in the League... tied a career-high with three field goals of 50 yards or more, hit a season-long 52-yarder vs. Cleveland, 10/14, his longest since he kicked a 52-yarder on the final week of the 1987 season... converted all four of his field goal attempts opening



week vs. San Francisco, 9/10...accounted for a 3-pointer in the last seven regular season contests, and playoff matchup at Chicago, where he hit on 2 of 4...kicked a pair of game-winning field goals, including a 24-yarder with two seconds left in season finale against Rams 12/31 to boot Saints into playoffs...40-yarder with 4:43 remaining at San Francisco 12/23, provided winning margin in 13-10 victory to keep playoff hopes alive. **1989** — Scored more than 100 points for the fifth straight season...with Dalton Hilliard accounting for 108 points, it was the first time since 1982 Morten did not lead the club in scoring...first time in five years he was not selected for the Pro Bowl...booted a pair of field goals on seven occasions, converted three of five in 22-19 triumph at Buffalo 12/10, including a 22-yard game-winner with 1:53 to play, the eighth game-winner in his career...missed extra point at Rams, 10/22, snapped string of 45 straight...kicked a season-long 49-yarder vs. San Francisco 10/8, the first time since 1982 he did not kick one of 50 yards...named NFL Alumni Association's Kicker-of-the-Year. **1988** — Made fourth consecutive Pro Bowl appearance after leading Saints in scoring with 110 points...hit on 26 of his 36 field goals on the season...hit two game-winners, vs. Dallas (49 yards 10/3) and vs. Atlanta (30 yards 12/18)...converted a 51-yarder vs. Raiders 10/23...hit a pair of field goals five times, a trio twice, made good on four of five for Saints only points vs. Giants, 11/27. **1987** — Became NFL's most proficient kicker alltime, surpassing the minimum number of successful field goals (100) for consideration...had his best scoring season ever, with 121 points, led NFL kickers in scoring...was perfect 18-of-18 from inside 40 yards in 1987, hit 28 of 36 field goals overall...perfect 37-37 in PATs...hit five field goals against San Francisco 10/25 to tie team record he established 12/1/85 vs. Rams, but missed 52-yarder at game's end that would have given Saints a win in 24-22 thriller...was four of four in week's final season vs. Green Bay, including a season-long of 52 yards...also booted four (5 attempts) at San Francisco, 11/15, including a 40-yard game-winner with 1:06 to play. **1986** — Had team-record 20 straight successful field goals broken against Washington 10/5...hit 26 of 30 field goals (.867), best in NFL...was three of three on three occasions (at Jets 10/26, vs. San Francisco 11/2, at St. Louis 11/16)...season long of 53 yards came in the Jets contest. **1985** — Scored over 100 points for first time in his career with 120, a club record at the time...was 3-4 from outside 50 yards, and 31-35 overall, leading to his first Pro Bowl appearance...hit season-long field goal of 55 yards at Denver 9/15...set club record with five field goals (5 attempts) vs. Rams, 12/1...was three of three on three occasions. **1984** — Hit field goal (53 yds) on last play at Cleveland 10/28 to win game 16-14, booted three of three that day. **1983** — Hit game-winners on last play against Chicago (41 yards 9/18), at Atlanta (35 yards 10/9) and at Philadelphia (50 yards 12/11)...also kicked a 52-yarder in the Philadelphia game, one of only 16 kickers in NFL history to convert a pair of 50-yarders in one contest...was four of four at Atlanta. **1982** — Sprained an ankle in first pro game on opening kickoff vs. St. Louis 9/12, but missed only one game that year due to players' strike...recovered and played in all seven contests following strike.

COLLEGE: First team All-America as senior by UPI, Walter Camp, and Sporting News...played in 1982 Blue-Gray and Senior Bowl games...also all-academic Midwest as senior with 3.25 GPA...kicked school record 63-yard field goal as senior...had only 17 of 56 kickoffs returned senior season...dual major, communications and German, with minors in marketing and French.



PERSONAL: Attended Ben Davis High School in Indianapolis...came to United States in 1977 as part of a cultural exchange program, never kicked a football until coming to U.S...started playing soccer at age five...speaks four languages (Danish, German, French, English)...Morten's "Kicks for Kids" program has raised over \$350,000 for Critical Care at Children's Hospital (\$250 per field goal) since its inception in 1983...has served as an analyst for Danish television in the last two Super Bowls...received New Orleans Sports Foundation's Outstanding Sports Citizen Award for 1990...cut top-40 type record "Take It To The Top" with former punter Brian Hansen during 1985 season...appeared in dinner theatre play that ran several weeks during 1985 offseason...is co-owner of a Champions Sports Bar in Metairie...single...lives in Harahan.

GAMES PLAYED: (1982, 8); (1983, 16); (1984, 16); (1985, 16); (1986, 16); (1987, 12); (1988, 16); (1989, 16); (1990, 16); (1991, 16); (1992, 16). Totals 164.

PLAYOFF GAMES PLAYED: (1987, 1); (1990, 1); (1991, 1); (1992, 1). Totals 4.

STATISTICS

Year	PAT	1-19	20-29	30-39	40-49	50+	Tot.	LG	BK	Pts.
1982	6-6	-	-	1-1	1-3	0-1	2-5	45	0	12
1983	37-38	2-2	8-8	3-4	2-6	3-4	18-24	52	2	91
1984	34-34	-	9-9	4-5	5-10	2-3	20-27	53	1	94
1985	27-29	-	4-5	13-14	11-12	3-4	31-35	55	0	120
1986	30-30	1-1	11-11	6-7	6-6	2-5	26-30	53	0	108
1987	37-37	3-3	6-6	9-9	8-12	2-6	28-36	52	0	121
1988	32-33	1-1	11-12	8-11	5-8	1-4	26-36	51	1	110
1989	44-45	-	7-8	10-11	3-6	0-4	20-29	49	1	103
1990	29-29	-	5-5	5-6	8-12	3-4	21-27	52	1	92
1991	38-38	-	6-6	11-13	6-9	2-4	25-32	60	0	113
1992	33-34	-	10-10	8-10	8-11	3-3	29-34	52	0	120
Totals	314-319	7-7	77-80	78-91	63-95	21-42	246-315	60	6	1085


Playoffs

1987	1-1	-	-	-	1-1	-	1-1	40	0	4
1990	0-0	-	-	1-1	1-3	-	2-4	47	1	6
1991	2-2	-	-	1-1	1-1	-	2-2	45	0	8
1992	2-2	-	-	1-1	1-1	-	2-2	42	0	8
Totals	5-5	0-0	0-0	3-3	4-6	0-0	7-9	47	1	26

Additional Stats: Kickoffs/Touchbacks: 1982, 27/9; 1983, 73/30; 1984, 65/21; 1985, 74/28; 1986, 70/32; 1987, 74/38; 1988, 73/29; 1989, 82/30; 1990, 66/30; 1991, 79/43; 1992, 81/40. Totals 764/330.

Career-Highs

FG Attempts: 7 vs. San Francisco, 10/25/87	Extra Points: 6 vs. Denver, 11/20/88
FG Made: 5 vs. Rams, 12/1/85	Points: 17 vs. Rams, 12/1/85
5 vs. San Francisco, 10/25/87	Long Field Goal: 60 vs. Chicago, 10/27/91
5 vs. Atlanta, 12/13/92	



28 GENE ATKINS

Safety Year With Saints: 7 Year in NFL: 7
Ht: 6-1 Wt: 200 College: Florida A&M
Born: November 22, 1964 at Tallahassee, Florida
Joined Saints: Draft Choice No. 7, 1987

PRO: The third of four defensive backs selected by the Saints in the 1987 draft (179th overall). Possesses good speed, has gained a reputation for his aggressiveness and the big hit. Fourth on Saints' alltime list with 18 interceptions. Enters 1993 having started 51 straight games. Contract runs through 1993 with no option. **1992** — Turned in finest season of 7-year NFL stint with a career-high 83 tackles, which placed him third on club and first among DBs... started all 16 games at free safety for third consecutive season, led team with 18 passes defended, was second with three interceptions... tied a career-high with nine tackles in season-opener, at Philadelphia 9/6, when he also blocked a PAT... tied a career-high with three passes defended in wins vs. Chicago (9/13) and at New England (11/8)... was credited with eight stops, two passes defended and a forced fumble at Phoenix 10/18... registered eight tackles with two passes defended, including an interception, vs. Washington 11/23... was selected to Dr. Z's All-Pro team in Sports Illustrated... underwent minor shoulder surgery following the season. **1991** — Started all 16 games at free safety, tied Vince Buck for club-lead with five interceptions (5th in NFC), set a team record with 198 yards on returns... joined three others when he set a club standard with three interceptions (99 yards) in season finale, at Phoenix 12/22, returned a fourth for a touchdown, but it was called back because of a penalty... was named NFC Defensive Player-of-the-Week for his performance... topped defensive backs with three sacks... recorded a game-high eight tackles, a sack, a forced fumble, two passes defended and an interception at Philadelphia 10/13... tallied seven stops, an interception and a forced fumble at Rams 11/11... second on team tackle chart with 74, tied for third with 12 passes defended, was second with four forced fumbles... also returned 20 kickoffs for an 18.4-yard average. **1990** — Started all 16 games in first season at free safety... concluded year seventh on club with 66 tackles (54 solo)... led team with five forced fumbles, tied for lead with two interceptions... also accounted for three sacks... finished third with 10 passes defended and second with three fumble recoveries... returned 19 kickoffs for a 24.8-yard average... came within one return of qualifying for the lead in that category in the NFC... brought back three kickoffs for a 35-yard average, including a season long of 50 in season finale, vs. Rams 12/31. **1989** — Became a regular starter for first time in NFL career, started 12 of the 14 contests in which he played at strong safety... inactive first two games of the season with a dislocated shoulder sustained during preseason... finished fifth on club with 76 tackles, 62 solo... credited with a career-high nine tackles (5 solo) at New England, 11/12... came up with seven solo tackle-efforts vs. San Francisco 10/8, at Rams 10/22 and vs. Philadelphia 12/18... intercepted only pass of season, defended two passes, recovered a fumble and blocked a 20-yard field goal attempt in the Eagles game... continued to see action as a kick returner, brought back 12 kickoffs for a 20.4-yard average with a long of 32 yards. **1988** — Spelled Antonio Gibson at strong safety, started six of the 16 contests in which he played... collected a team-leading four interceptions that he

returned for 42 yards, returned one 40 yards at Washington 11/6... made key interception in end zone in final seconds at Rams 11/13 to preserve 14-10 win... blocked a 36-yard Norm Johnson field goal attempt at Seattle 10/16 that was returned 58 yards by Dave Waymer for a TD... a vital part of Saints' special teams, returned 20 kickoffs for a team-high 21.2 average... raced for a team-long 57 yard kickoff return vs. Tampa Bay 9/25. **1987** — As a rookie defender, was pressed into service when starter Gibson was injured vs. Giants 11/22... came in early in game, had two big interceptions to thwart Giants drives... had three interceptions on the season... ended season with 36 total tackles, 28 unassisted... also proved valuable as a special teamer... selected to PFWA all-rookie team.

COLLEGE: Turned in All-America senior season after playing only five games junior season, missed the rest with a broken ankle... began college career as a fullback, moved to safety as a sophomore and became an immediate starter... holds degree in physical education.

PERSONAL: Attended Rickards High School in Tallahassee, Florida... has held a football camp in Tallahassee the past four offseasons to benefit Tabernacle Baptist Church there... married (Sandra) with son (Gene, Jr. 3/28/88) and daughter (Santrell Genell 11/20/90)... family resides in Kenner... full name is Gene Reynard Atkins.

GAMES STARTED/PLAYED: (1987, 5/13); (1988, 6/16); (1989, 12/14); (1990, 16/16); (1991, 16/16); (1992, 16/16). Totals 71/91.

PLAYOFF GAMES STARTED/PLAYED: (1987, 1/1); (1990, 1/1); (1991, 1/1); (1992, 1/1). Totals 4/4.

Year	TACKLES			INTERCEPTIONS				FUMBLES RECOVERED		
	Tkl	Asst	Tot.	No.	Yds.	LG	TD	No.	Yds.	TD
1987	28	8	36	3	12	8	0	1	0	0
1988	39	11	50	4	42	40	0	1	0	0
1989	62	14	76	1	-2	-	0	2	0	0
1990	54	12	66	2	15	15	0	3	0	0
1991	67	8	75	5	198	79	0	2	0	0
1992	67	17	84	3	0	0	0	1	0	0
Totals	317	70	387	18	265	79	0	10	0	0

Playoffs

1987	4	2	6	None				None		
1990	2	0	2	None				None		
1991	6	0	6	None				None		
1992	3	3	6	None				None		
Totals	15	5	20	0	0	0	0	0	0	0

KICKOFF RETURNS

Year	No.	Yds.	Avg.	LG	TD
1987	None				
1988	20	424	21.2	57	0
1989	12	245	20.4	32	0
1990	19	471	24.8	50	0
1991	20	368	18.4	27	0
1992	None				
Totals	71	1508	21.9	57	0






Additional Stats: Sacks: 1990, 3-18 yards; 1991, 3-14 yards. Passes Defensed: 1987, 6; 1988, 8; 1989, 6; 1990, 10; 1991, 12; 1992, 18. Forced Fumbles: 1988, 1; 1990, 5; 1991, 4; 1992, 1. Blocked Kicks: 1988, 1 FG; 1989, 1 FG; 1992, 1 PAT.

Career-Highs

Tackles: 9 at New England, 11/12/89
9 at Philadelphia, 9/6/92
Solo Tackles: 8 at Philadelphia, 10/13/91
Interceptions: 3 at Phoenix, 12/22/91

Yards on INTs: 99 at Phoenix, 12/22/91
Long INT Ret: 79 at Phoenix, 12/22/91
Passes Defensed: 3, 4 different times
Long KO Ret: 57 vs. Tampa Bay, 9/25/88



6 TOMMY BARNHARDT
Punter Year With Saints: 6 Year in NFL: 7
Ht: 6-2 Wt: 207 College: North Carolina
Born: June 11, 1963 at Salisbury, North Carolina
Joined Saints: Free Agent, 1989

PRO: Originally drafted by Tampa Bay in the ninth round in 1986, released in camp. Adept at pinning opponents inside their own 20 with his excellent hang time. Has served as holder for Morten Andersen since 1990. Barnhardt and Andersen combine to form one of the NFL's best kicking tandems in the NFL. First on the Saints' alltime list with a 42.7-yard average (289 punts). Contract expired in 1992, subject to developments. **1992** — Set a Saints single-season record with a career-high 44-yard average (67 punts). . . gross average was second in the NFC and fifth in the NFL, net of 37.7 was second in the NFC and fourth in the NFL. . . 10 kicks went for touchbacks, while 19 were pinned inside-the-20. . . opponents called for 22 fair catches, tied for most by opponent in Saints' history (1970). . . hit three punts for a season-high 52.3 average, including kicks of 62 and 60 yards, at Phoenix 10/18. . . punted a season-high eight times (42.1 avg.) at New England 11/8. . . rushed for 12 yards and a first down on a fake field goal vs. Tampa Bay 11/1. . . had a punt for 50 yards or more in all but four games, 16 of 67 punts went for 50 or more. . . recorded a tackle at Philadelphia 9/6. **1991** — Had finest season of pro career to that point, finished third in NFC with a 43.5-yard average on a career-high 86 punts. . . hit 20 inside-the-20, had a net of 35.3. . . punted five times for a season-high 48-yard norm with a long of 57 vs. Minnesota 9/22. . . accounted for four inside-the-20 vs. Rams 9/15, booted nine punts for a 43.9 average with three inside-the-20 vs. San Francisco 11/10. . . averaged 44.4 yards on seven punts, including a season-long 61-yarder at Kansas City 9/8. . . had punts of 50 yards or more in nine of 16 contests. **1990** — Turned in an outstanding effort in first full season in the NFL. . . finished fourth in the NFC with a 42.7-yard average on 70 punts. . . net norm of 36.2 was third in the Conference. . . placed 20 kicks inside-the-20, including three vs. San Francisco 9/10 and at Cincinnati 11/4, while just six went for touchbacks. . . awarded game ball in kicking game at Cincinnati when he hit six kicks for a 48.2 average, including a career long of 65. . . also received game ball at Rams, 12/9 when he averaged 50.4 yards on five punts, including kicks of 57, 52 and 53 yards. . . had punts of 50 yards or more in eight of 16 contests. **1989** — Signed with Saints 10/11 after being released in training camp by Detroit. . . in 11 games punted 55 times for a 39.6-yard average. . . hit 17 kicks inside-the-20 while only four went for touchbacks. . . hit kicks of 56 yards twice, vs. Rams 11/26 and vs. Philadelphia 12/18. . . exhibited excellent



hang time, opponents called for 11 fair catches and averaged just 6.2 yards per return. . . had a big game at New England 11/12 when he averaged 37.3 yards on six kicks, including one of 49 yards in winds that gusted up to 35 mph. . . punted a career-high 10 times (41.5) vs. Rams, 11/26. . . had best game against Eagles, averaged 46.6 yards on eight kicks, including boots of 56, 53, 50, 49 yards to keep the Eagles deep in their own territory in a 30-20 Saints' win. **1988** — After being released by Chicago in training camp, latched on with Washington. . . in four contests for the Redskins, punted 15 times for a 41.9-yard average with a long of 55 yards. . . went on injured reserve 10/11 for remainder of campaign with a pulled quadriceps. **1987** — After being released by Buc's for second straight summer, signed with Saints for replacement schedule. . . in three games with Saints punted 11 times for a 43.9-yard average, one touchback, four inside-the-20 and a long of 52 yards. . . released by New Orleans 11/3, signed with Chicago 12/16 and played in final two regular season contests and playoff game for the Bears.

COLLEGE: Transferred to North Carolina after a year at East Carolina. . . earned first team all-ACC honors each of his last two seasons with the Tar Heels, with a 43.6 average in 1984, followed by a 41.5 norm in 1985. . . hit a career long 59-yarder against Virginia in 1984, booted one of 57 yards in 1985. . . holds a degree in business with a minor in psychology.

PERSONAL: Played quarterback at South Rowan High School in China Grove, North Carolina. . . is an avid golfer. . . single. . . makes home in Kenner. . . full name is Tommy Ray Barnhardt.

GAMES PLAYED: (1987, 5); (1988, 4); (1989, 11); (1990, 16); (1991, 16); (1992, 16). Totals 68. Totals with Saints 62.

PLAYOFF GAMES PLAYED: (1987, 1); (1990, 1); (1991, 1); (1992, 1). Totals 4. Totals with Saints 3.

Year	No.	Yds.	PUNTING				
			Avg.	TB	IN20	LG	BK
1987 (N.O.)	11	483	43.9	1	4	52	0
1987 (Chi.)	6	236	39.3	0	2	50	0
1987 (Total)	17	719	42.3	1	6	52	0
1988 (Wash.)	15	628	41.9	2	1	55	0
1989	55	2179	39.6	4	17	56	0
1990	70	2992	42.7	6	20	65	1
1991	86	3743	43.5	10	20	61	1
1992	67	2947	44.0	10	19	62	0
Totals	310	13208	42.6	33	83	65	2
Playoffs							
1987 (Chicago)	4	145	36.3	0	0	44	0
1990	3	90	30.0	0	0	38	0
1991	3	162	54.0	2	0	56	0
1992	3	136	45.3	1	0	48	0
Totals	13	533	41.0	3	0	56	0


Additional Stats: Rushing: 1987, 1-(-13); 1991, 1-0 yards; 1992, 4-(-2) yards, 12 long.



Career-Highs

Punts: 10 vs. Rams, 11/26/89
Yards: 415 vs. Rams, 11/26/89
Average: 52.3 at Phoenix, 10/18/92

Long Punt: 65 at Cincinnati, 11/4/90
Inside-the-20: 4 vs. Rams, 9/15/91



85 HOBY BRENNER

Tight End Year With Saints: 13 Year in NFL: 13
Ht: 6-5 Wt: 245 College: Southern California
Born: June 2, 1959 at Linwood, California
Joined Saints: Draft Choice No. 3b, 1981

PRO: Taken in the third round of the 1981 draft with choice acquired from Minnesota in the Steve Riley trade. Although he is fourth on the club's alltime list, first among tight ends, with 256 receptions, blocking remains Hoby's forte. His 3,678 receiving yards is third and also tops among tight ends. 20 receiving scores is fourth alltime. 165 games played is tied for fifth on team's alltime chart. Contract expired in 1992, subject to developments. **1992** — Started 13 of the 15 games in which he played, marked the first time in the last four years he did not play in all 16 contests... for second straight season, served as co-captain on offense along with Stan Brock... finished seventh on team with 12 receptions for 161 yards... grabbed a season-high three passes for 18 yards, vs. Atlanta 12/3. **1991** — Started all 16 games for third consecutive season and sixth time in his career, caught 16 passes for 179 yards... along with Brock, served as co-captain on offense... hauled in three passes for 30 yards at Atlanta 11/24, grabbed three for 18 yards at San Francisco 12/1. **1990** — Started all 16 contests, was sixth on club with 17 receptions for 213 yards and two touchdowns... hauled in three passes for a season-best 77 yards including a 31-yard score at Houston 10/21... the TD catch was his longest since the 1986 season... grabbed a season-high four passes for 30 yards vs. Detroit 10/28. **1989** — Came back from injury-plagued 1988 season to start all 16 contests... finished fourth on club with 34 receptions for 398 yards and four TDs... his 34 catches were his most since the 1985 campaign... grabbed a season-high five passes for 43 yards and a score at Green Bay 9/17... hauled in four passes for a season-best 86 yards, including a 30-yard touchdown in season finale, vs. Indianapolis 12/24... caught a pass in all but two games. **1988** — Slowed for most of the season with an abdominal injury suffered in the second contest, at Atlanta 9/11... appeared in only 10 games, his lowest total since the 1982 strike-shortened season when he played in eight... spent six consecutive weeks (3-8) on the inactive list as a result of the injury... caught five passes for 67 yards, both career-lows. **1987** — Made first-ever appearance in AFC-NFC Pro Bowl... was instrumental in both the Saints' running and passing games, snared 20 passes for 280 yards, and supplied the outside impetus for the New Orleans running game with excellent blocking ability... caught a season-high five passes for 68 yards, including two TD passes from Bobby Hebert in season opener vs. Cleveland, a 28-21 Saints win. **1986** — Hampered by injured hand most of season, caught 18 passes on the season, his lowest total since 1982... still started 12 of 15 games he played in... caught three passes for 60 yards vs. Tampa Bay 10/19. **1985** — Elected by teammates as Offensive Player-of-the-Year, led Saints with 42 catches for 652 yards and 2 TDs... started every game, caught a pass in 14 games... had six catches for



111 yards and a 28-yard TD at Atlanta 10/20. **1984** — Led team in receiving TDs with six... rated most effective tight end in NFL, third receiver overall in NFC based on receptions per game, average per catch and TD percentage... had two 100-yard receiving days (6-131 vs. St. Louis 9/23 and 3-101 vs. Cincinnati 12/9)... caught four passes for 96 yards and both TDs in 17-13 win at Atlanta 11/11... caught "hail Mary" 54-yard scoring pass on last play of first half vs. Cincinnati 12/9 to give Saints lead. **1983** — Started all 16 games, finished second on team in catches and receiving yardage with 41 and 574, respectively... had a season-best six catches for 105 yards, including a 15-yard TD pass from Ken Stabler vs. Chicago 9/18... grabbed a pass in all but one game (at Philadelphia 12/11). **1982** — Had 16 receptions for 171 yards... grabbed six passes for 73 yards vs. Tampa Bay 12/5... started first eight contests but missed final game of the season on injured reserve with a knee injury. **1981** — Pro career started slowly as he was on injured reserve with bothersome turf toe six of first seven games... finished season with seven catches for 143 yards.

COLLEGE: Led USC receivers in total yards in 1980... his 26 receptions were the most for a USC tight end since 1972... AP honorable mention All-America in 1980, and 2nd team all-PAC 10... was a 1979 first team all PAC 10 and all-West Coast... majored in business.

PERSONAL: Attended Fullerton (California) High School, where he lettered four times in football and basketball, twice in track and once in baseball... brother is an NCAA and American record holder in shotput... married (Alexis)... lives in San Clemente, California in offseason... full name is Hoby F.J. Brenner.

GAMES STARTED/PLAYED: (1981, 1/9); (1982, 8/8); (1983, 16/16); (1984, 16/16); (1985, 16/16); (1986, 12/15); (1987, 10/12); (1988, 8/10); (1989, 16/16); (1990, 16/16); (1991, 16/16); (1992, 13/15). Totals 148/165.

PLAYOFF GAMES STARTED/PLAYED: (1987, 1/1); (1990, 1/1); (1991, 1/1); (1992, 1/1). Totals 4/4.

Year	No.	RECEIVING			
		Yards	Avg.	LG	TD
1981	7	143	20.4	34	0
1982	16	171	10.7	25	0
1983	41	574	14.0	38t	3
1984	28	554	19.8	57	6
1985	42	652	15.5	38	3
1986	18	286	15.5	34	0
1987	20	280	14.0	30t	2
1988	5	67	13.4	24	0
1989	34	398	11.7	30t	4
1990	17	213	12.5	31t	2
1991	16	179	11.2	21	0
1992	12	161	13.4	23	0
Totals	256	3678	14.4	57	20
Playoffs					
1987	2	33	16.5	25	0
1990	1	17	17.0	17	0
1991	None				
1992	2	24	12.0	18	0
Totals	5	74	14.8	25	0



Additional Stats: Fumbles: 1981, 1; 1982, 1; 1983, 1; 1985, 1; 1989, 1.

Career-Highs

Receptions: 6, 4 different times
 Receiving Yds: 131 vs. St. Louis, 9/23/84

TDs: 2, 3 different times
 Long Reception: 57 vs. St. Louis, 9/23/84



16 MIKE BUCK

Quarterback Year With Saints: 4 Year in NFL: 4
Ht: 6-3 Wt: 227 College: Maine
Born: April 22, 1967 at Long Island City, New York
Joined Saints: Draft Choice No. 6a., 1990

PRO: The 156th selection overall and 11th quarterback taken in the 1990 draft. Marked the earliest the Saints had chosen a quarterback since they tabbed Dave Wilson in the first round of the 1981 supplemental draft. A big quarterback with an extremely strong arm. Contract runs through 1995 with no option. **1992** — Saw limited action in backup role to Bobby Hebert... got into two games on the year... came in for three plays to replace an injured Hebert at Detroit, 10/4, completed one of two for 10 yards... entered game at Rams 12/13 in fourth quarter with Saints up big, hit on one of two for no yards. **1991** — Saw first action of pro career when he connected with Floyd Turner for a 61-yard completion off a flea-flicker vs. Atlanta 11/24... only other snap of season was an interception on final play of first half at Dallas 12/8... overall, did not play in six games, was designated as third quarterback for eight... **1990** — Spent rookie season learning, was inactive for eight games, dressed but did not see action for the balance.

COLLEGE: Set 27 Black Bear career passing records, including completions (647), attempts (1,154), touchdowns (69) and yards (8,844)... a four-year starter, Mike was selected first team all-Yankee Conference as a senior and sophomore... sophomore campaign saw him establish club single-season records for completions (232), attempts (419), yards (2,987) and touchdowns (23)... holds degree in physical education.

PERSONAL: Earned honorable mention all-state accolades at Sayville (N.Y.) High School... single... spent offseason in New Orleans taking part in offseason conditioning program... full name is Mike Eric Buck.

GAMES STARTED/PLAYED: (1990, 0/0); (1991, 0/2); (1992, 0/2). Totals 0/4.

Year	PASSING						RUSHING			
	Att.	Comp.	Yds.	Int.	LG	TD	No.	Yds.	LG	TD
1991	2	1	61	1	61	0	None			
1992	4	2	10	0	10	0	3	-4	0	0
Totals	6	3	71	1	61	0	3	-4	0	0



26 VINCE BUCK

Cornerback Year With Saints: 4 Year in NFL: 4
Ht: 6-0 Wt: 198 College: Central State (Ohio)
Born: January 12, 1968 at Owensboro, Kentucky
Joined Saints: Draft Choice No. 2, 1990

PRO: The 44th pick overall and fifth defensive back taken in the 1990 draft. Possesses the ability to play both cornerback spots and either free or strong safety. Contract runs through 1993 with no option. **1992** — Came back after missing the final three regular season games and playoff contest of last year with a pinched nerve in his neck sustained at San Francisco 12/1... underwent intense offseason strength and rehabilitation program... started season-opener at LCB, and recorded four tackles before leaving game with a knee injury, spent the next six games on injured reserve... in first game back, vs. Tampa Bay 11/1, intercepted a pass... served as safety in nickel and dime packages through final nine games of season... started at San Francisco 11/15 as Saints opened with five DBs, recorded seven tackles including 1/2 a sack... started at strong safety as part of a regular defense, at Jets 12/26... intercepted pass and returned it 34 yards for his first NFL TD to seal Saints 24-13 win over Miami, 11/29... in 10 games played, including five starts, registered 33 tackles, two interceptions, six passes defended and 1/2 a sack... also saw punt return duty at New England 11/8 when he brought back two for four yards. **1991** — Started all 13 games in which he played at LCB, tied for team-lead (Gene Atkins) with five interceptions... recorded 45 tackles on season, including three on special teams... was also second on club with 15 passes defended and tied for first with three fumble recoveries... picked off two passes vs. Chicago 10/27, and two more the following week, at Rams, becoming the first player in Saints' history to accomplish that feat... registered a career-high seven tackles at Kansas City 9/8... suffered a pinched nerve in his neck at San Francisco 12/1, was taken off the field on a stretcher, spent the remainder of the season on injured reserve... continued punt return duty with 31 returns for an 8.4-yard average... brought back three punts for a season-high 18.3 norm, including a career-long 52-yard return vs. Tampa Bay 10/20. **1990** — Began rookie season primarily on special teams, but earned starting role as nickel back by the middle of the schedule... tallied 24 tackles (21 solo), tied for third with 10 passes defended, including three in 20-17 victory over Rams, 12/31... finished second on club with 14 special teams tackles... started only game of season at Rams, 12/9, as Saints opened with five defensive backs, was credited with five tackles (2 on special teams) and a pass break up in the game... recovered a fumble and forced one in Saints win at San Francisco, 12/23... also proved valuable as a punt returner, brought back 37 punts for an 8.2 average... returned three for a season-high 15.3 norm at Dallas, 12/2, returned five for a 12.8 average including a season-long of 33 against Rams, 12/31.

COLLEGE: Set Marauders school record with 30 interceptions, including 10 as a freshman and junior... was an NAIA All-America and Defensive Player-of-the-Year as a senior, when he broke his own school record with 45 punt returns for an 18.1 average... three punt returns went for touchdowns, including a 98-yarder, had four others called back because of penalty... returned 38 punts for a 19.9 average and



three touchdowns as a junior... established school record with four interceptions in a game freshman year... played in Hula Bowl and East-West Shrine game... majored in secondary education.

PERSONAL: Lettered three seasons as defensive back and two years at running back at Owensboro (Kentucky) High School... also did the pole vault in track... is active with the Boys and Girls Club of New Orleans... single... lives in Kenner... full name is Vincent Lamont Buck.

GAMES STARTED/PLAYED: (1990, 1/16); (1991, 13/13); (1992, 5/10). Totals 19/39.

PLAYOFF GAMES STARTED/PLAYED: (1990, 0/1); (1992, 0/1). Totals 0/2.

Year	TACKLES			INTERCEPTIONS			PUNT RETURNS				LG
	Tkl	Asst	Tot.	No.	Yds.	TD	No.	FC	Yds.	Avg.	
1990	35	3	38	0	0	0	37	8	305	8.2	33
1991	43	2	45	5	12	0	31	13	260	8.4	52
1992	27	7	34	2	51	0	2	4	4	2.0	3
Totals	105	12	117	7	63	0	70	25	569	8.1	52

Playoffs

1990	4	1	5	None			1	0	2	2.0	2
1992	0	1	1	None			None				
Totals	4	2	6	0	0	0	1	0	2	2.0	2

Additional Stats: Passes Defensed: 1990, 10; 1991, 15; 1992, 6. Fumbles Recovered: 1990, 1; 1991, 3. Forced Fumbles: 1990, 1. Kickoff Returns: 1990, 3-38 yards. Fumbles: 1990, 1. Sacks: 1992, 0.5-0 yards.

Career-Highs

Tackles: 8 vs. Buffalo, 12/20/92
Solo Tackles: 6, 5 different times
Passes Defensed: 3 vs. Rams, 12/31/90

Interceptions: 2 vs. Chicago, 10/27/91
2 at Rams, 11/3/91
Longest Return: 34t vs. Miami, 11/29/92

NEW ORLEANS SAINTS IN OVERTIME GAMES (2-6)

Nov. 13, 1977 — San Francisco 10, New Orleans 7, at Superdome
(Ray Wersching 33-yard FG)

Sep. 2, 1979 — Atlanta 40, New Orleans 34, at Superdome
(James Mayberry 6-yard INT ret.)

Dec. 7, 1980 — San Francisco 38, New Orleans 35, at Candlestick Park
(Ray Wersching 36-yard FG)


Sep. 18, 1983 — New Orleans 34, Chicago 31, at Superdome
(Morten Andersen 41-yard FG)

Dec. 11, 1993 — New Orleans 20, Philadelphia 17, at Veterans Stadium
(Morten Andersen 50-yard FG)

Oct. 21, 1984 — Dallas 30, New Orleans 27, at Texas Stadium
(Rafael Septien 41-yard FG)

Nov. 26, 1989 — L.A. Rams 20, New Orleans 17, at Superdome
(Mike Lansford 31-yard FG)

Nov. 24, 1991 — Atlanta 23, New Orleans 20, at Superdome
(Norm Johnson 50-yard FG)



80 WESLEY CARROLL

Wide Receiver Year With Saints: 3 Year in NFL: 3
Ht: 6-0 Wt: 183 College: Miami (Fla.)
Born: September 6, 1967 at Cleveland, Ohio
Joined Saints: Draft Choice No. 2, 1991

PRO: The 42nd player and fifth wide receiver chosen in the 1991 draft. His selection marked the highest slot the Saints had tabbed a wide receiver since they made Lindsay Scott their first-round pick (13th overall) in 1982. Contract runs through 1993 with no option. **1992** — Saw his playing time increase from his rookie season, played in all 16 games, including five starts... finished sixth on club with 18 receptions for 292 yards and a pair of TDs... grabbed a career-long 72-yarder for a score, vs. Chicago 9/13... made first career start, at Atlanta 9/20, subbing for an injured Floyd Turner... all five starts came in first half of season, most of action after that came in three and four wide receiver sets... caught a pass in 12 of 16 contests. **1991** — Rookie season started slowly, caught only one pass for five yards in first five games, one of which he did not play, two of which he was inactive... caught a pass in the next seven contests, during which time he grabbed 14 for 145 yards and a touchdown... snared four passes for 61 yards, including a 31-yarder for a TD at Rams 11/3... inactive at San Francisco 12/1 with a knee injury sustained previous week vs. Atlanta.

COLLEGE: Transferred to Miami from Northwest Mississippi Junior College... caught 114 passes for 1,772 yards and 11 touchdowns in two seasons for the Hurricanes, including 61 for 952 in 1990, both second on the school's single-season list... hauled in 11 passes for 208 yards against California as a senior, the second-best output ever by a Hurricane receiver... 88-yard TD reception in 1989 is tied for the longest in school history... also returned 42 punts for a 9.1-yard average in two years at Miami... holds degree in communications/broadcasting.

PERSONAL: Was an all-conference and all-district selection at John Hay High School in Cleveland, Ohio... single... makes offseason home in Miami... full name is Wesley B. Carroll.

GAMES STARTED/PLAYED: (1991, 0/12); (1992, 5/16). Totals 5/28.

PLAYOFF GAMES STARTED/PLAYED: (1991, 0/1); (1992, 0/1). Totals 0/2.


Year	No.	RECEIVING			TD
		Yards	Avg.	LG	
1991	18	184	10.2	31t	1
1992	18	292	16.2	72t	2
Totals	36	476	13.2	72t	3
Playoffs					
1991	2	23	11.5	12	0
1992	None				
Totals	2	23	11.5	12	0



Additional Stats: Fumbles: 1992, 1.

Career-Highs

Receptions: 4 at Rams, 11/3/91 TDs: 1, 3 different times
Receiving Yards: 72 vs. Chicago, 9/13/92 Long Reception: 72t vs. Chicago, 9/13/92



41 TOI COOK

Cornerback Year With Saints: 7 Year in NFL: 7
Ht: 5-11 Wt: 188 College: Stanford
Born: December 3, 1964 at Chicago, Illinois
Joined Saints: Draft Choice No. 8, 1987

PRO: The last of four defensive backs chosen by the Saints in the 1987 draft. Although he has played the last four seasons at cornerback, Toi has also had playing time at the free safety spot in his six-year stint with the Saints. Possesses knowledge and instincts to play any spot in defensive backfield. Tied for seventh on club's alltime list with 15 interceptions. Contract runs through 1993 with no option. **1992** — Did not open season as starter, but a knee injury to Vince Buck in season-opener, at Philadelphia 9/6, thrust him into starting spot at LCB... finished sixth on team and second among DBs with 60 tackles, including a career-high 10 vs. Chicago 9/13, when he also came up with his first interception of the season... led team, tied for third in the NFC with a career-high six interceptions on the year, also defended 16 passes and forced a fumble... came up with first blocked kick of career when he got in front of a Scott Fulhage punt, at Atlanta 9/20... returned interception 48 yards for second career touchdown, vs. Atlanta 12/3 to seal 22-14 victory... accounted for first two-INT day of career in season finale, at Jets 12/26... first theft came deep in Saints' territory, second came in own end zone in fourth quarter to preserve shutout in 20-0 win... had four interceptions over the final four weeks of the season... registered lone sack of season vs. Tampa Bay 11/1... also contributed three stops on special teams. **1991** — Started all 14 games in which he played at RCB, before a fractured forearm at Dallas 12/8 ended his season... led team with 17 passes defended, including three at Atlanta 9/29, and two on four other occasions... recorded 36 tackles and three interceptions on season... registered interceptions in back-to-back games, at Philadelphia 10/13 and vs. Tampa Bay 10/20. **1990** — Opened all 16 contests at RCB, tied for fourth on club with a career-high 73 tackles... led team with 20 passes defended, finished in a 4-way tie for team lead with two interceptions... knocked away six passes at Atlanta 10/7... recorded seven tackles, a sack and two passes defended vs. Atlanta 11/25... registered a career-high nine solo tackles in big Saints win, at San Francisco 12/23. **1989** — Earned starting assignment for first time in NFL career... after playing in nickel situations first two weeks, opened final 14 contests at right cornerback... recorded first pro sack opening week, vs. Dallas... snared three interceptions on season, including a 63-yarder for a score in season finale, vs. Indianapolis... ranked 7th on club with 54 total tackles, also tallied a pair of stops on special teams... credited with a season-high 7 tackles vs. Rams 11/26... 14 passes defended were second behind Robert Massey's 18... made first career reception (8 yds.) at Green Bay 9/17. **1988** — Although he didn't start, Toi played in all 16 games and saw his playing time increase from 1987 season... used in nickel and dime schemes, but majority of



action came on special teams... made 12 tackles, defended two passes... accounted for first career interception vs. Giants, 11/27. **1987** — Spent most of season learning... saw most of playing time on special teams, got into seven games... recorded four tackles and one pass defended.

COLLEGE: Led Stanford in interceptions his last three seasons as starting cornerback... had eight interceptions as senior, 17 in his career... a three-year member and a two-year starter in right field and center field for the Cardinal baseball squad... starting center fielder on Stanford baseball team that won college world series in 1987... a first team all-Pac 10 performer in 1986 with a .337 batting average, 10 home runs and a team-high 37 stolen bases and 50 RBIs... selected in the 1987 baseball draft by the Minnesota Twins... majored in communications.

PERSONAL: Attended Montclair Prep High School in Van Nuys, California... as a defensive back and wide receiver led team in tackles and scored 14 TDs as senior... married (Kristine)... resides in Los Angeles during offseason... full name is Toi Fitzgerald Cook.

GAMES STARTED/PLAYED: (1987, 0/7); (1988, 0/16); (1989, 14/16); (1990, 16/16); (1991, 14/14); (1992, 15/16). Totals 59/85.

PLAYOFF GAMES STARTED/PLAYED: (1990, 1/1); (1992, 1/1). Totals 2/2.

Year	TACKLES			INTERCEPTIONS			
	Tkl	Asst	Tot.	No.	Yds.	LG	TD
1987	3	1	4	0	0	0	0
1988	12	0	12	1	0	0	0
1989	45	11	56	3	81	63t	1
1990	66	7	73	2	55	50	0
1991	35	1	36	3	54	22	0
1992	48	15	63	6	90	48t	1
Totals	209	35	244	15	190	63t	2
Playoffs							
1990	5	0	5	None			
1992	4	1	5	None			
Totals	9	1	10	0	0	0	0

Additional Stats: Passes Defended: 1987, 1; 1988, 2; 1989, 14; 1990, 20; 1991, 17; 1992, 16. Sacks: 1989, 1-23 yards; 1990, 1-0 yards; 1992, 1-10 yards. Forced Fumbles: 1990, 1; 1992, 1. Receiving: 1989, 1-8 yards. Punt Returns: 1987, 1-3 yards.

Career-Highs

Tackles: 10 vs. Chicago, 9/13/92 Long INT Return: 63t vs. Ind., 12/24/89
Solo Tackles: 9 at San Francisco, 12/23/90 Passes Defended: 6 at Atlanta, 10/7/90
Interceptions: 2 at Jets, 12/26/92



71 RICHARD COOPER

Tackle Year With Saints: 4 Year in NFL: 4
Ht: 6-5 Wt: 290 College: Tennessee
Born: November 1, 1964 at Memphis, Tennessee
Joined Saints: Free Agent, 1989

PRO: Went to camp with Seattle in 1988, was released. Signed by the Saints as a free agent in 1989, spent the entire '89 season on developmental squad, while making change to offensive line. Had played on defensive line throughout high school and college. Excellent athlete who has developed into a solid NFL tackle. Contract runs through 1995 with no option. **1992** — Claimed starting left tackle spot in training camp and never lost it... opened all 16 contests at LT, was spelled briefly in each by Chris Port... part of a line that yielded an NFL-low 15 sacks. **1991** — After learning trade as offensive lineman for only three years, stepped in and started 11 games at left tackle... subbed for an injured Kevin Haverdink in each of the the first four games, moved into starting role for fifth contest, at Atlanta 9/29... kept that spot through 12th week, vs. Atlanta 11/24, until nagging injuries bothered him near end of season... sprained an ankle in the Falcons contest and did not play the following week at San Francisco... came back and opened the final three regular season games and playoff contest at LT. **1990** — Made tremendous strides in first season of competition as an offensive lineman after spending entire football career on the defensive side... saw brief action at left tackle vs. Detroit 10/28, subbing for an injured Haverdink... left game shortly afterwards with a pulled hamstring... started in Haverdink's spot at Rams 12/9 and showed good promise.

COLLEGE: Lettered four years for the Vols... a three-year starter at defensive end, where he earned all-SEC honors junior year... majored in communications.

PERSONAL: Attended Melrose High School in Memphis, Tennessee where he played defensive end, outside linebacker and some on the offensive line... state champion in the shot put and discus as a junior and senior... prior to joining Saints in 1989, worked for a brief time as a security guard at a Tennessee State Penitentiary in Memphis... single... split offseason between Memphis and New Orleans... full name is Richard Warren Cooper.

GAMES STARTED/PLAYED: (1990, 1/2); (1991, 11/15); (1992, 16/16). Totals 28/33.
PLAYOFF GAMES STARTED/PLAYED: (1991, 1/1); (1992, 1/1). Totals 2/2.

SAINTS AMONG TOP TEAMS

The Saints are one of only three NFL teams to turn in non-losing records in each of the last six seasons.

Houston and San Francisco are the others. During this stretch, New Orleans has compiled a record of 62-33 (.653), third-best in the NFL.



72 JIM DOMBROWSKI

Guard/Tackle Year With Saints: 8 Year in NFL: 8
Ht: 6-5 Wt: 298 College: Virginia
Born: October 19, 1963 at Williamsville, N.Y.
Joined Saints: Draft Choice No. 1, 1986

PRO: Sixth player and first offensive lineman selected in the 1986 draft. A tackle by trade, slowly moved into guard spot in middle of the 1989 campaign, after spending first 3 1/2 years at tackle. Has started all 93 games in which he has appeared in his career, including a string of 90 straight, longest current streak on club and trailing Rickey Jackson's club mark by just one game. Has missed only one offensive play over the last four years. Possesses quick feet, is an excellent run blocker, has improved his pass blocking each year with the Saints. Intelligent player who prepares well. Contract expired in 1992, subject to developments, was named a Transition Player. **1992** — Started all 16 games for fifth consecutive year... was the only offensive lineman to take part in every offensive snap, the third straight year he has done that... opened every game at left guard, was part of a line that yielded a league-low 15 sacks. **1991** — Started all 16 games at LG, one of only two offensive linemen (Stan Brock) to open every contest, marking the fourth straight year he has done that... played every offensive snap for the second consecutive season... allowed only 1.5 sacks on the season, including a string of 12 straight without yielding one... versatility proved valuable as he filled in at LT spot in second half at Phoenix 12/22... part of a line that allowed just 19 sacks, second fewest in the NFL. **1990** — Started all 16 games for third consecutive year... spent first full season at guard, as he and Kevin Haverdink gave Saints a solid left side... one of four Saints starting offensive linemen to line up for every snap... also part of a line that yielded only 20 quarterback sacks, second fewest in the NFL. **1989** — For second straight season, Jim started all 16 contests... began first nine games at familiar left tackle spot, was moved inside to left guard for remainder of season following injury to Brad Edelman... one of Saints' most effective linemen despite the fact he played the first three games of the campaign with a cast to protect a thumb he injured during the pre-season. **1988** — Had his most productive season as a pro following rigorous offseason conditioning program in which he gained strength and stamina, and in the process dropped about ten pounds... started all 16 games at left tackle, one of only two Saints' offensive linemen to start every game (C Steve Korte)... added quickness as a result of offseason program was apparent on the field. **1987** — In what was, effectively, his rookie season, started 10 games at left tackle... missed first two games of season (knee sprain)... learned on-the-job. **1986** — Showed tumultuous ability, earned starting spot at left tackle... broken bone in his foot early in game three at San Francisco, 9/21 ended his season... played the rest of the game with the broken foot.

COLLEGE: Consensus All-America selection senior season... all-ACC three years... one of 12 Lombardi Award nominees as senior, one of only two offensive linemen nominated... recipient of NCAA Top Six Award based on academics/athletics/leadership... started 45 consecutive games for Cavaliers... played in Hula and Senior Bowls... holds degree in biology, played final year of college football as a graduate student.



PERSONAL: Attended Williamsville (New York) South High School... serves as honorary chairman for the annual "Pole Bowl" bowling tournament which benefits A Child's Wish... married (Sandy) with daughter (Carter Elizabeth 2/23/89) and son (Matthew James 6/11/91)... family lives in Mandeville... full name is James Matthew Dombrowski.

GAMES STARTED/PLAYED: (1986, 3/3); (1987, 10/10); (1988, 16/16); (1989, 16/16); (1990, 16/16); (1991, 16/16); (1992, 16/16). Totals 93/93.

PLAYOFF GAMES STARTED/PLAYED: (1987, 1/1); (1990, 1/1); (1991, 1/1); (1992, 1/1). Totals 4/4.



32 VAUGHN DUNBAR

Running Back Year With Saints: 2 Year in NFL: 2
Ht: 5-10 Wt: 204 College: Indiana
Born: September 4, 1968 at Fort Wayne, Indiana
Joined Saints: Draft Choice No. 1, 1992

PRO: The 21st player overall and third running back selected in the 1992 draft. Possesses excellent breakaway speed and strength. Contract runs through 1994 with no option. **1992** — Became the second straight rookie to lead the Saints in rushing, and eighth overall, with 565 yards and three touchdowns on 154 carries... rushing total placed him 14th in the NFC, and second among NFL rookies and first-year players, trailing only San Francisco's Ricky Watters... rushed for 85 yards on 16 carries, including a 25-yard run that set up Saints only touchdown in 10-7 win at Atlanta 9/20... rushed for 70 yards (22 atts.) including first career TD, a 1-yard run, at Detroit 10/4... ran for a season-high 91 yards (13 atts.) and a TD in win at Rams, 12/13... rushing total that day was the most by a Saint in 1992... caught nine passes for 62 yards on the year, and saw periodic duty as a kickoff returner, brought back 10 for an 18.7-yard average with a long of 27.

COLLEGE: Transferred to Indiana after two years at Northeastern Oklahoma A&M Junior College, where he was a National Junior College Athletic Association All-America as a sophomore... finished as the Hoosiers' third alltime leading rusher with 3,029 yards and 25 touchdowns on 614 carries... was an All-America as a senior when he ran for 1,805 yards and 12 touchdowns... was second in the nation as a senior in rushing (154.5 yards/game) and all-purpose yardage (201.1 yards/game)... rushed for over 100 yards in 11 of 12 games in 1991, including a career-high 265-yard, three-TD performance against Missouri... majored in general studies.

PERSONAL: Lettered four years in football at Fort Wayne (Ind.) High School... was the Gatorade High School Player-of-the-Year in Indiana as a senior in 1986 when he rushed for 2,568 yards and 40 touchdowns... that rushing total is the second-highest figure in Indiana prep history... attended the same high school as Steelers cornerback Rod Woodson... makes offseason home in Fort Wayne... full name is Vaughn Allen Dunbar.

GAMES STARTED/PLAYED: (1992, 8/16).

PLAYOFF GAMES STARTED/PLAYED: (1992, 0/1).



Year	No.	RUSHING					RECEIVING			
		Yards	Avg.	LG	TD	No.	Yards	LG	TD	
1992	154	565	3.7	25	3	9	62	13	0	

Playoffs

1992	4	28	7.0	24	0	4	49	35	0
------	---	----	-----	----	---	---	----	----	---

KICKOFF RETURNS

Year	No.	Yards	Avg.	LG	TD
1992	10	187	18.7	27	0

Playoffs

1992	2	48	24.0	28	0
------	---	----	------	----	---

Additional Stats: Fumbles: 1992, 3.

Career-Highs

Rushes: 22 at Detroit, 10/4/92
 Rushing Yards: 91 at Rams, 12/13/92
 Long Rush: 25 at Atlanta, 9/20/92
 Rushing TDs: 1, 3 different times
 Receptions: 2 at Detroit, 10/4/92
 2 at New England, 11/8/92
 Receiving Yards: 20 at Detroit, 10/4/92
 Long Reception: 13 at San Francisco, 11/15/92



89 QUINN EARLY

Wide Receiver Year With Saints: 3 Year in NFL: 6
Ht: 6-0 Wt: 190 College: Iowa
Born: April 13, 1965 at West Hempstead, New York
Joined Saints: Free Agent (Plan B), 1991

PRO: Signed by the Saints as a Plan B free agent from San Diego during 1991 offseason. Possesses good speed and acceleration. Originally selected in the third round (60th player overall) by San Diego in the 1988 draft. Contract runs through 1995 with no option. **1992** — Started all 16 games for first time in NFL career, finished third on club with 30 catches for a career-high 566 yards and five touchdowns... 18.9-yard average per reception led team and was the most by a Saint since Tyrone Young averaged 20.6 (29-597) in 1984... stepped forward as big play receiver, had eight catches for more than 25 yards, caught a pass in all 16 games... only reception at Atlanta 9/20, was an 11-yarder for Saints' only TD in 10-7 victory... hauled in three passes for a season-high 62 yards, including TDs of nine and 39 yards, at New England 11/8... caught two passes for 85 yards including a career-long 59-yarder for a TD at Phoenix 10/18... caught seven passes for 93 yards and a touchdown in playoff game vs. Philadelphia 1/3. **1991** — A welcomed addition to Saints' receiving corps... in first season with club, started 12 of the 15 games in which he played... third on team with a career-best 32 receptions for 541 yards and two touchdowns, doubling his total from the previous two seasons with the Chargers... 16.9-yard average per catch was a team-high... caught a pass in all but two games he played in, was inactive vs. San Francisco 11/10 with a sprained knee... caught three passes for 65 yards and a tied a career-high with a 45-yard scoring catch at Kansas City 9/8... tied a career-high with five receptions (85 yards) vs. Minnesota 9/22... accounted for first 100-yard receiving day of career vs. Raiders 12/16 when he snared four passes for 127 yards... also



hauled in a 38-yard TD reception against former team, at San Diego 11/17. **1990** — Played in 14 games with four starts for Chargers, finished year sixth on team with 15 catches for 238 yards. **1989** — Earned starting job by second week of season, but a sprained knee in the fourth game put him on injured reserve for the next 10 weeks...limited to just 11 catches for 126 yards on the year...came back for final two games, and caught a season-high four passes for 38 yards in finale. **1988** — Started 10 games for Chargers in rookie season, and caught a pass in 15 of 16 contests...finished season tied for fifth on team with 29 receptions for 375 yards, led receivers with four touchdowns...caught a career-high five passes (51 yards) in first career outing, at Raiders 9/4...also ran for a career-long 37 yarder in the Raiders game...tallied a season-high 63 yards (3 receptions, 1 TD) at Kansas City 9/25.

COLLEGE: Caught 104 passes for 1,819 yards and 13 touchdowns in four years for Hawkeyes...led Big 10 with a 22.3-yard average per catch as a junior...a third team All-America choice senior season...received degree in commercial art.

PERSONAL: Received all-state honors in track, and all-county accolades in football and basketball as a senior at Great Neck (N.Y.) South High School...talented artist, produced illustrations for cover of Saints' 1993 media guide and schedule card, University of Iowa media guide, and a commemorative poster for the Iowa football program...spends much of free time sketching action portraits of teammates...also enjoys martial arts...married (Casandra) with sons (Quinn Cameron 4/8/90 and Chance 3/1/93)...family lives in San Diego...full name is Quinn Remar Early.

GAMES STARTED/PLAYED: (1988, 10/16); (1989, 3/6); (1990, 4/14); (1991, 12/15); (1992, 16/16). Totals 45/67. Totals with Saints 28/31.

PLAYOFF GAMES STARTED/PLAYED: (1991, 1/1); (1992, 1/1). Totals 2/2.

Year	No.	RECEIVING			
		Yards	Avg.	LG	TD
1988 (San Diego)	29	375	12.9	38t	4
1989 (San Diego)	11	126	11.5	21	0
1990 (San Diego)	15	238	15.9	45t	1
1991	32	541	16.9	52	2
1992	30	566	18.9	59t	5
Totals	117	1846	15.8	59t	12
Playoffs					
1991	5	41	8.2	12	0
1992	7	93	13.3	20	1
Totals	12	134	11.2	20	1

Additional Stats: Rushing: 1988, 7-63 yards, 37 Long; 1989, 1-19 yards; 1991, 3-13, 6 Long; 1992, 3-(-1) yards, 7 Long. Kickoff Returns: 1991, 8-160 yards, 34 Long. Fumbles: 1988, 1; 1991, 2.

Career-Highs

Receptions: 5 vs. Minnesota, 9/22/91
5 at Raiders, 9/4/88
Yards Receiving: 127 vs. Raiders,
12/16/91

TDs: 2 at New England, 11/8/92
Long Reception: 59t at Phoenix, 10/18/92



91 ROBERT GOFF

Def. End/Nose Tackle Year With Saints: 4 Year in NFL: 6
Ht: 6-3 Wt: 270 College: Auburn
Born: October 2, 1965 at Rochester, New York
Joined Saints: Trade (Tampa Bay), 1990

PRO: Tampa Bay's fourth-round draft choice in 1988, "Pig", as he is known, played defensive end with the Bucs. Traded to the Saints 9/3/90 for a 10th-round draft choice in 1991. Has ability to play both nose tackle and end spots along defensive front. Contract runs through 1995 with no option. **1992** — Played in all 16 games for just the second time in his career, and the first since his rookie season of 1988...saw time in a reserve role along line, but turned in a pair of big plays...picked up a Jim Harbaugh fumble following a Rickey Jackson sack vs. Chicago 9/13, and ran 19 yards for his first pro touchdown to give Saints 21-6 lead in 28-6 victory...against Miami 11/29, scooped up a Dan Marino fumble after a Pat Swilling sack, and went 28 yards for a score to put Saints ahead 17-10 in 24-13 win...became the first Saint to return two opponent fumbles for touchdowns in one season, and the second to do it in a career (Tommy Myers)...two touchdowns off opponent fumbles tied 21 others for most in a season in NFL history...tallied nine tackles and three fumble recoveries on the year. **1991** — Again served as important member of defensive line at inside spot...played in 15 games, saw important time in Saints' rotating defensive line scheme, recorded 19 tackles...only two sacks of season came in back-to-back contests, vs. Rams 9/15 and vs. Minnesota following week...also defended a pass and forced a fumble...was inactive at San Diego 11/17 with ankle and groin injuries...awarded defensive game ball at Phoenix 12/22 when he registered a season-high four tackles. **1990** — Inactive opening week of the season, started 10 of the final 14 games at nose tackle...tallied 22 tackles, including a season-high five vs. Tampa Bay 11/11...recovered a fumble and returned it 13 yards to help preserve Saints 21-7 victory at Cincinnati 11/4. **1989** — Moved into starting role after the trade of Ron Holmes...started all 12 contests in which he appeared, injuries kept him out of four games...in back-to-back efforts vs. Chicago 10/8 and Detroit 10/15 tallied a total of 10 tackles and three sacks...registered a career-high two sacks in the Lions game...inactive for three games with thigh injury. **1988** — Was used mainly as a backup until injury to Holmes...started final five games at right end spot and recorded 19 tackles and two sacks during that stretch...credited with a career-best six stops at New England 12/11.

COLLEGE: Transferred to Auburn following two seasons at Butler County (Kansas) Junior College...played both defensive tackle and nose tackle for the Tigers...recorded 41 tackles (6 for loss) and three sacks as a senior in 1987...played in Senior Bowl where he was coached by Jim Mora and the Saints' staff.

PERSONAL: All-district and all-county choice at defensive tackle as a senior at Bayshore High School in Bradenton, Florida...goes by the name of "Pig", given to him as a child by his oldest brother...single...lives in Bradenton during offseason...full name is Robert Lamar Goff.



GAMES STARTED/PLAYED: (1988, 6/16); (1989, 12/12); (1990, 10/15); (1991, 0/15); (1992, 0/16). Totals 28/74. Totals with Saints 10/46.


PLAYOFF GAMES STARTED/PLAYED: (1990, 1/1); (1991, 0/1); (1992, 0/1). Totals 1/3.

Year	TACKLES			SACKS	
	Tkl	Asst	Tot.	No.	Yards Lost
1988 (Tampa Bay)	17	7	24	2	14
1989 (Tampa Bay)	22	9	31	4	35
1990	19	3	22	0	0
1991	14	5	19	2	7
1992	9	0	9	None	
Totals	81	24	105	8	56
Playoffs					
1990	6	0	6	None	
1991	0	0	0	None	
1992	1	0	1	None	
Totals	7	0	7	0	0

Additional Stats: Fumbles Recovered: 1988, 3; 1989, 1; 1990, 1-13 yards; 1992, 3-47 yards, 2 TDs. Forced Fumbles: 1991, 1. Passes Defensed: 1988, 1; 1990, 1; 1991, 1.

Career-Highs

Tackles: 6 at New England, 12/11/88 Sacks: 2 vs. Detroit, 10/15/89
Solo Tackles: 6 at New England, 12/11/88



61 JOEL HILGENBERG

Center/Guard Year With Saints: 10 Year in NFL: 10

Ht: 6-2 Wt: 252 College: Iowa

Born: July 10, 1962 at Iowa City, Iowa

Joined Saints: Draft Choice No. 4, 1984

PRO: Mr. Versatility of the offensive line, has played both center and guard spots effectively during career. Makes up for lack of size with near-perfect technique. Quick hands make him a good pass blocker. Has handled deep-snapping duties since rookie season. Has remained injury-free, has played in 133 games, 11th on Saints' alltime chart. Has not missed a game due to an injury in the last six seasons. Selected with choice from New England for draft choices 9-12 in 1983. Contract runs through 1993 with no option, was named a Transition Player for next season. **1992** — Started all 16 games for second time in last three years, earning his first Pro Bowl appearance... was in on every offensive snap for 15 games, was pulled late in fourth quarter at Rams 12/13 with Saints ahead 37-0... handled snapping duties on all placements, and some on punts throughout year where he split time with Frank Wainright... part of a line that yielded an NFL-low and club-record 15 sacks. **1991** — Sprained an ankle in the season-opener, vs. Seattle 9/1, was relegated to deep snapping duties on field goals and extra points the next two weeks... came back and started the remaining 13 games at center although he was still not at 100%... part of a line that allowed just 19 sacks, second fewest in the league



...yielded just one sack on the year, including a streak of 10 consecutive games without giving one up. **1990** — Started all 16 games for first time in his career... opened season at center and spent the entire year there, part of a line that yielded only 20 sacks, second best in the NFL... one of four offensive linemen to start all 16 contests... continued duties as long snapper... tore ligaments in middle finger at Minnesota 9/16, played the remainder of the season with a splint, did not affect his effectiveness... caught only pass of career (9 yards) off of a deflected pass at Dallas 12/2. **1989** — Versatility proved valuable started 13 contests at two different spots... opened at center vs. Dallas 9/10 and vs. San Francisco 10/8 for an injured Steve Korte... started at LG vs. Washington 10/1 for an injured Brad Edelman... started final 10 contests at center as Korte missed the remainder of the campaign. **1988** — Began season as the backup at center to Steve Korte... an injury to right guard Steve Trapilo in the opening contest thrust him into the starting lineup for the following 10 weeks, the final two at left guard. **1987** — Started 12 games at center, the first time in his career he was a starter throughout the regular season... stepped in for Korte in the opener due to an injury, and fended Korte off when he returned. **1986** — Turned in a solid season, played in all 16 games, started two in place of injured Edelman. **1985** — Started five games in place of injured players... was pressed into action at guard in the first contest, and played center in the other four starts. **1984** — Played in 10 games with no starts along the line in his rookie campaign in which he also won the deep snapping duties... spent six games on injured reserve with a dislocated elbow.

COLLEGE: Perfect for career on long snaps... started every game junior and senior years when he was an all-Big Ten choice... second-team All-America by both wire services in 1983... majored in general studies.

PERSONAL: Attended City High School in Iowa City, Iowa... comes from long line of Iowa centers... father Jerry was Iowa's All-America center in 1950's... brothers (Jim, 1978, and Jay, 1981) both played at Iowa... Jay is now an all-Pro center with the Browns... uncle (Wally) was all-Big Ten in 1960's and later starred with Detroit and Minnesota as a linebacker... prefers to be called "Hilgy"... an avid flyer, Joel earned his pilot's license five years ago... single... lives in New Orleans.


GAMES STARTED/PLAYED: (1984, 0/10); (1985, 5/15); (1986, 2/16); (1987, 12/12); (1988, 10/16); (1989, 13/16); (1990, 16/16); (1991, 14/16); (1992, 16/16). Totals 88/133.

PLAYOFF GAMES STARTED/PLAYED: (1987, 1/1); (1990, 1/1); (1991, 1/1); (1992, 1/1). Totals 4/4.

Additional Stats: Fumbles Recovered: 1985, 1; 1987, 1; 1989, 1; 1990, 1. Receptions: 1990, 1-9 yards.

SACKING RECORDS

The Saints led the National Football League in both sacks and fewest sacks allowed in 1992. New Orleans established club-records with 57 sacks and 15 sacks allowed. They became the first team since the 1977 New England Patriots to lead the NFL in both categories. The Saints accounted for four or more sacks in a game on 10 occasions last year. New Orleans also went six games without yielding a sack, and seven more when they allowed just one.



21 DALTON HILLIARD

Running Back Year With Saints: 8 Year in NFL: 8

Ht: 5-8 Wt: 204 College: Louisiana State

Born: January 21, 1964 at Patterson, Louisiana

Joined Saints: Draft Choice No. 2, 1986

PRO: After seven seasons, is second on the Saints' alltime rushing chart with 3,999 yards on 1,076 carries (3.7). Trails leader George Rogers (995-4,267, 23 TDs) by 268 yards. Stands first in career touchdowns (50) and career rushing scores (37). 300 points is second on club's alltime list. Fifth in career receiving, second among running backs, with 209 receptions for 1,937 yards and 13 TDs. 5,936 total yards from scrimmage is second alltime. Has also completed 4 of 7 passes for 114 yards and 4 touchdowns in his career. Continues outstanding efforts against Atlanta, in 11 regular season games, has rushed for 755 yards on 154 attempts (4.9) and 7 TDs, and caught 28 passes for 297 yards and two scores. 31st player overall, eighth running back selected in the 1986 draft. Contract expired in 1992, subject to developments.

1992 — First time since 1989 that Dalton remained completely healthy, played in all 16 games, including four starts... finished second on club, 19th in NFC, with 445 yards rushing and three touchdowns on 115 carries... was also second with 48 catches for 465 yards and four scores... seven total touchdowns led club... tied Lonzell Hill's club record of four straight games with a receiving TD (7-10)... tied his own team mark with a TD in six consecutive contests (7-12)... compiled a season-high 115 total yards from scrimmage, vs. Tampa Bay 11/1 when he rushed for a season-best 55 yards on 14 carries, including a 17-yard TD run... also caught five passes for 60 yards with an 8-yard TD reception, for his only two-TD day of the year... ran for 54 yards (13 atts.), including an 18-yard scoring run, vs. Washington 11/23... grabbed a season-high six passes for 88 yards with a long of 41, at San Francisco 11/15... also returned seven kickoffs for an 18.6-yard average on the season, had a season-long return of 48 yards vs. Rams 10/11. **1991** — Opened first three games as a starter, but was slowed by injuries for second straight year... was inactive vs. Minnesota 9/22 with a hip pointer suffered vs. Rams previous week... bruised ribs at Philadelphia slowed him for the next two weeks, a strained arch vs. Chicago 10/27 put him on injured reserve for weeks 9-13... finished fourth on club with 252 yards rushing on 79 carries, tied with Craig Heyward for club lead with four rushing scores... ran for a season high 76 yards (5 atts.), including a career-long 65-yarder for a TD at Atlanta 9/29... 14-yard TD catch from Steve Walsh turned out to be only touchdown in 13-6 win at Philadelphia 10/13... had a 1-yard TD run in playoff game vs. Atlanta 12/28. **1990** — Experienced frustrating year after putting together finest season as a pro in 1989... started the first six contests at running back, finished fourth on the team with 284 yards rushing on 90 attempts, sixth with 14 receptions for 125 yards... only score of season came on a 4-yard catch vs. Cleveland 10/14, establishing the Saints' career TD mark (38)... also ran for a game-high 84 yards on 23 carries in the Browns game... suffered a tear of the posterior cruciate ligament in his knee at Houston 10/21, putting an end to his season... was inactive for nine of the final 10 games... came back to play in playoff game at Chicago 1/6, rushed for 13 yards on four carries. **1989** — Earned Pro Bowl roster spot for first time in NFL stint... started all 16 games for first time in his career, set personal highs for rushing

yardage, carries, receptions, receiving yardage, TDs (total, rushing & receiving)... led Saints in rushing for second straight time, with first 1,000-yard season (1,262 yards, 344 carries, 3.7)... fifth time (4th player) a Saint has turned in a 1,000-yard rushing campaign... carried ball more than 20 times in 11 contests... rushing yardage ranked third in the NFC and fifth in the NFL... set club mark for TDs in a season with 18, shattering the old record of 13; tied George Rogers for most rushing TDs in a season (13)... first non-kicker since 1982 (Wayne Wilson) to lead the Saints in scoring... TDs were tops in NFL, fourth with 13 scores on the ground... second on team, fifth among NFC running backs with 52 receptions for 514 yards and 5 TDs... 1,776 total yards from scrimmage led the NFC, was second in the league and second most by a Saint (George Rogers, 1,800)... scored in six consecutive games (16th, 1988 - 5th, 1989) to break old record of four; scored via the ground in five straight (7-11) to break old mark of four; scored in all but two games (vs. Jets 10/15, vs. Rams 11/26)... tied club record with three straight 100-yard rushing days (28-106 @New England, 11/12; 29-158 @Atlanta, 11/19; 24-112 vs. Rams, 11/26)... 158-yard effort at Atlanta marked a career-best... ran 20 times for 87 yards and 2 TDs, grabbed two passes for 24 yards and a score in 40-21 win at Rams 10/22, was named NFC Offensive Player-of-the-Week for his performance; 3 TDs marked a career-best... tossed fourth TD of his career when he threw a 35-yard strike to Eric Martin vs. Rams 11/26; also ran for a season-long 40-yarder in that contest... caught a career-high 9 passes (77 yards) vs. San Francisco 10/8... totaled a career-best 97 receiving yards (7 receptions) vs. Atlanta, 10/29... hauled in a screen pass that he took for a career-long of 54 yards and a TD in the snow at Buffalo 12/10. **1988** — Led Saints in rushing for first time with 204 carries for 823 yards (4.0) and five TDs, despite being hampered for good part of the season with turf toe... earned starting spot at running back during training camp and went on to start nine contests... opened season with back-to-back 90-yard plus performances, 19-95 vs. San Francisco 9/4, 16-97 at Atlanta 9/11... had another 97-yard day (21 attempts), vs. Giants 11/27... put together initial 100-yard rushing day of career on final day of season, vs. Atlanta 12/18 with 127 yards on 25 carries... also caught six passes for 68 yards and one TD to compile a career-best 195 total yards from scrimmage... attempted two passes with one completion, a 27-yard TD strike to Lonzell Hill at San Francisco 12/11... caught a pass in all but one game, at Washington 11/6, where turf toe limited his action to just one series... returned six kickoffs for 111 yards, including five for 92 yards at Minnesota 12/4. **1987** — Rose to the challenge, as he had a big year running, receiving, and returning kicks... led the Saints in average per rushing attempt (4.1), third in receptions (23), and first in kickoff returns (24.8)... rushed the ball ten or more times in eight of the 12 games he played... started one game (at San Francisco 11/15)... ran 14 times for 92 yards, caught four passes for 84 yards including a 38-yard TD scamper, threw a pass for 23 yards and a TD, and returned a kickoff in leading the Saints to a 31-14 win at Rams 11/8... caught eight passes for 81 yards vs. Giants 11/22 in another big Saints win... had 74-yard kickoff return that led to winning points vs. Green Bay 12/27... came to training camp ten pounds lighter than in his rookie season, showed more confidence, poise. **1986** — Opened season as starting tailback, but succumbed to a fast-rising Rueben Mayes by game five... had a hand in one TD in each of first four games... rushed for TD in first, second and fourth games... threw 29-yard half-back pass for TD at San Francisco 9/21... also had his longest run of the year (36 yards) that day... scored five TDs on season... second on team rushing chart behind Mayes with 425 yards.





COLLEGE: Ended career ranked third in alltime SEC rushing list behind Herschel Walker and Bo Jackson... four-year all-SEC selection... holds NCAA record for freshman scoring with 16 TDs (11 rushing, 5 receiving)... teammate of Saints WR Eric Martin... played in Hula and Senior Bowls... majored in business administration.

PERSONAL: Attended Patterson (Louisiana) High School where he was all-everything in football... is an avid golfer... married (Andrea) with daughter (LaShondra 3/17/81) and son (Dalton, Jr. 2/19/91)... resides in Destrehan.

GAMES STARTED/PLAYED: (1986, 6/16); (1987, 1/12); (1988, 9/16); (1989, 16/16); (1990, 6/6); (1991, 3/10); (1992, 4/16). Totals 45/92.

PLAYOFF GAMES STARTED/PLAYED: (1987, 1/1); (1990, 0/1); (1991, 1/1); (1992, 1/1). Totals 3/4.

Year	RUSHING					RECEIVING				TD
	No.	Yds.	Avg.	LG	TD	No.	Yds.	LG	TD	
1986	121	425	3.5	36	5	17	107	17	0	
1987	123	508	4.1	30	7	23	264	38	1	
1988	204	823	4.0	36	5	34	335	26	1	
1989	344	1262	3.7	40	13	52	514	54t	5	
1990	90	284	3.2	17	0	14	125	20	1	
1991	79	252	3.2	65t	4	21	127	14t	1	
1992	115	445	3.9	22	3	48	465	38	4	
Totals	1076	3999	3.7	65t	37	209	1937	54t	13	
Playoffs										
1987	8	39	4.9	9	0	2	15	11	0	
1990	4	13	3.3	9	0	None				
1991	4	5	1.3	3	1	5	33	26	0	
1992	3	7	2.3	4	0	1	10	10	0	
Totals	19	64	3.4	9	1	8	58	26	0	

Additional Stats: Passing: 1986, 1-3, 29 yards, 1 TD; 1987, 1-1, 23 yards, 1 TD; 1988, 1-2, 27 yards, 1 TD; 1989, 1-1, 35 yards, 1 TD. Kickoff Returns: 1987, 10-248 yards, 74 Long; 1988, 6-111 yards, 30 Long; 1989, 1-20 yards; 1992, 7-130 yards, 48 Long. Fumbles: 1986, 3; 1987, 4; 1988, 3; 1989, 7; 1990, 2; 1991, 3; 1992, 6.


Career-Highs

Rushes: 32 at Buffalo, 12/10/89
Yards Rushing: 158 at Atlanta, 11/19/89
Long Run: 65t at Atlanta, 9/29/91
Total TDs: 3 at Rams, 10/22/89

Receptions: 9 vs. San Francisco, 10/8/89
Yards Rec: 97 vs. Atlanta, 10/29/89
Long Rec: 54t at Buffalo, 12/10/89
Long KO Ret: 74 vs. Green Bay, 12/27/87

MAKING A POINT

In 1992, the Saints defense set a team-record for fewest points allowed in a season for the second consecutive year. In 1991, New Orleans yielded an NFL-low 211 points, breaking the previous record of 263 set in 1974. The 1992 team topped that by allowing an NFL-low 202 points. The Saints are the first team since the 1985-86 Chicago Bears to lead the NFL in fewest points allowed in successive seasons.



57 RICKEY JACKSON

Linebacker Year With Saints: 13 Year in NFL: 13
Ht: 6-2 Wt: 243 College: Pittsburgh
Born: March 20, 1958 at Pahokee, Florida
Joined Saints: Draft Choice No. 2b, 1981

PRO: A 13th-year pro who heads the Saints' alltime sack chart with 111.5 for 815 yards lost. 103.5 sacks since 1982 places him in third spot on the NFL's alltime list. Has led or shared the club lead in sacks in six of his 12 seasons. Holds the Saints career mark with 23 fumble recoveries, which puts him in a tie for third in NFL history. 179 games played (all starts) places him in second spot on the club's alltime list. Has registered two or more sacks in a game 20 times in his career, and three or more on five occasions. Drafted in the second round with choice from San Diego for RB Chuck Muncie. Contract runs through 1993 with no option. **1992** — Finished second on team and tied for sixth in NFC with a career-high 13.5 sacks (95 yards lost), was selected to his fifth Pro Bowl, his first since 1986... started all 16 games at LOLB, for second straight year served as co-captain on defense along with Jim Wilks... also led team with six forced fumbles, was fifth with 66 tackles and tied for second with three fumble recoveries... eight passes defended topped linebacking corps... recorded five tackles, including three sacks, and was named NFC Defensive Player-of-the-Week, vs. Rams 10/11... amassed a season-high nine stops, including a pair of sacks, two passes defended and a forced fumble, at San Francisco 11/15... was selected to Pro Football Weekly/PFWA All-NFL team, UPI All-NFC team, AP All-Pro second team and College and Pro Football Newsweekly NFL All-Pro second team. **1991** — Along with Jim Wilks, served as a co-captain on defense... started all 16 contests at LOLB, turned in one of finest seasons as a pro, fourth on team with 59 tackles... 11.5 sacks (63.5 yards) were second on team and fifth in NFC, and second-best in his career (12 in 1984)... tied for team-lead with three fumble recoveries, also defended three passes and forced three fumbles... registered six tackles, including three sacks, a forced fumble and a fumble recovery at Atlanta 9/29 when he was cited as NFC Defensive Player-of-the-Week... the three sacks were his most since he had four in a game at Detroit 9/18/88... recorded a season-high eight tackles, including 1.5 sacks vs. Atlanta 11/24... had a sack, a fumble recovery and a forced fumble in playoff contest vs. Atlanta 12/28. **1990** — Started all 16 contests, finished sixth on team with 68 tackles, third with six sacks (39 yards lost)... shattered a club-record with seven fumble recoveries, after not having claimed one since the 1986 season... the seven recoveries marked the most in the NFL in 1990, and along with three others, were third most ever in NFL... also defended four passes and forced four fumbles on the year... registered a season-high eight tackles and two sacks vs. Detroit 10/28... turned in outstanding effort in big win at San Francisco 12/23, recorded seven tackles, a sack, a forced fumble, and a fumble recovery with 47 seconds to play to preserve victory... also secured win at Rams 12/9 when he hit Jim Everett on game's final play... also tallied three tackles a pass defended, a fumble recovery and two forced fumbles in the Rams' win. **1989** — Following opening game vs. Dallas, Rickey was involved in a car accident after which he was expected to miss 4-6 weeks with a fractured cheekbone... after surgery, he missed just two games and came back to start at his LOLB spot vs. Washington 10/1... they were



the only two games in his career he had missed as a result of an injury... playing the rest of the way with a special facemask, Rickey was credited with 47 tackles and finished third on the team with 7.5 sacks for 35 yards lost... registered seven tackles and two sacks in just his third game back, vs. Jets 10/15... also tallied a pair of sacks at Detroit 12/3... defended three passes and caused three fumbles on the year.

1988 — Had another fine season, again starting every game he played in... co-leader, along with Pat Swilling, on club in sacks with seven (66 yards lost)... finished second on tackle chart with 92, including 71 solo hits... sacked Lion QBs four times at Detroit 9/18 to tie a club-best he set at Atlanta in 1986... received NFC Defensive Player-of-the-Week accolades that week... tallied a sack and returned an interception 16 yards vs. Raiders 10/23... also defended five passes on season... had nine solo stops on final day of season, vs. Atlanta 12/18. **1987** — Quietly went about having his most productive season in terms of overall defense, according to Saints coaching staff... ended the season second on tackle chart with 74 total, 57 solos... started every game for which he was active... had a pair of interceptions on the season... had biggest game of season at Cincinnati 12/20, recorded three sacks, forced two fumbles... registered 11 tackles (8 solo) vs. Green Bay 12/27... defended four passes on the year. **1986** — Went to Pro Bowl for fourth straight year, led team in tackles with 114 total stops, tied for sack lead with nine (71 yards lost)... intercepted one pass, defended 13 others... forced team-leading and a career-best six fumbles, recovered one... credited with 11 tackles (10 solo), and four sacks at Atlanta 12/14, including one on the last play of the game that clinched a 14-9 New Orleans win. **1985** — Earned another trip to the AFC-NFC Pro Bowl, finished second on team tackle list with 107 stops, 69 solo hits... led team with 11 sacks for 89 yards lost... had two sacks three times: vs. Tampa Bay 9/22; at Green Bay 11/17; and vs. Rams 12/1... defended 15 passes on season, including three vs. Kansas City 9/8. **1984** — Selected to Pro Bowl for second consecutive campaign... led NFC linebackers in sacks with 12... had at least one sack in 10 games, registered two vs. Cincinnati 12/9... tallied a career-high 11 solo tackles at Rams 12/2... defended 16 passes and recovered four fumbles. **1983** — Was the only Saint chosen for the Pro Bowl... 12 sacks for 81.5 yards led club, had three games with two sacks: at Dallas 9/25; at Tampa Bay 10/23; vs. Jets 11/21... defended a career-high 21 passes... finished fourth on team with 102 tackles, 67 solo hits. **1982** — In strike-shortened season, registered 47 tackles and was second on club with 4.5 sacks... returned only interception of season 32 yards at San Francisco 11/28 to set up crucial score. **1981** — Led team with eight sacks during rookie campaign, a Saints' rookie record that stood until 1990 (9, Renaldo Turnbull)... compiled 125 tackles with 85 solo hits... defended 10 passes and forced a pair of fumbles.

COLLEGE: Played defensive end in Pittsburgh's number-one-ranked defense... played opposite Hugh Green, but Jackson led team in tackles... member of Pitt team which had 19 seniors drafted into the NFL... played in Senior Bowl, and was defensive MVP in East-West Shrine Game... ABC Player of the Game vs. Penn State in 1980, year that Panthers contended for NCAA championship... majored in history.

PERSONAL: Attended Pahokee (Florida) High School... caught 21 passes for eight TDs as tight end senior year... played in three state football championship games, and was on state basketball championship team senior year... Saints recipient of 1990 Ed Block Courage Award... full name is Rickey Anderson Jackson... married



(Norma) with daughter (Rickeyah 4/23/84) and sons (Rickeem 1/11/89 and Rickeyvis 8/27/90)... lives in Destrehan.

GAMES STARTED/PLAYED: (1981, 16/16); (1982, 9/9); (1983, 16/16); (1984, 16/16); (1985, 16/16); (1986, 16/16); (1987, 12/12); (1988, 16/16); (1989, 14/14); (1990, 16/16); (1991, 16/16); (1992, 16/16). Totals 179/179.

PLAYOFF GAMES STARTED/PLAYED: (1987, 1/1); (1990, 1/1); (1991, 1/1); (1992, 1/1). Totals 4/4.

Year	TACKLES			No.	SACKS		FUMBLES RECOVERED		
	Tkl	Asst	Tot.		Yards Lost	No.	Yards	TD	
1981	85	40	125	8	65	1	0	0	
1982	32	15	47	4.5	34	2	0	0	
1983	67	35	102	12	81.5	2	0	0	
1984	97	27	124	12	95	4	4	0	
1985	69	38	107	11	89	None			
1986	85	29	114	9	71	1	0	0	
1987	57	17	74	9.5	81	None			
1988	71	21	92	7	66	None			
1989	40	7	47	7.5	35	None			
1990	49	19	68	6	39	7	0	0	
1991	47	12	59	11.5	63.5	3	0	0	
1992	56	10	66	13.5	95	3	0	0	
Totals	755	270	1025	111.5	815	23	4	0	

Playoffs

1987	10	0	10	1	8	None		
1990	5	1	6	0	0	None		
1991	2	0	2	1	8	1	0	0
1992	5	1	6	1	6	None		
Totals	22	2	24	3	22	1	0	0


Additional Stats: Forced Fumbles: 1981, 2; 1982, 1; 1984, 4; 1986, 6; 1987, 3; 1988, 2; 1989, 3; 1990, 4; 1991, 3; 1992, 6. Interceptions: 1982, 1-32 yards; 1983, 1-0 yards; 1984, 1-14 yards; 1986, 1-1 yard; 1987, 2-4 yards; 1988, 1-16 yards. Passes Defensed: 1981, 10; 1982, 10; 1983, 21; 1984, 16; 1985, 15; 1986, 13; 1987, 4; 1988, 5; 1989, 3; 1990, 4; 1991, 3; 1992, 8.

Career-Highs

Tackles: 14 at San Francisco, 9/27/81
Solo Tackles: 11 at Rams, 12/2/84

Sacks: 4 at Atlanta, 12/14/86
4 at Detroit, 9/18/88

Fumbles Recovered: 2 vs. St. Louis,
9/23/84



68 PAUL JETTON

Center/Guard Year With Saints: 2 Year in NFL: 6
Ht: 6-4 Wt: 288 College: Texas
Born: October 6, 1964 at Houston, Texas
Joined Saints: Free Agent (Plan B), 1992

PRO: Originally selected by Cincinnati in the sixth round (141st overall) of the 1988 draft. Played both guard and center during his tenure with the Bengals, also has the ability to play tackle. Contract runs through 1994 with no option. **1992** — Originally signed as a Plan B free agent from Cincinnati during the offseason... missed most of preseason with a back injury, was waived/injury settlement 8/31... signed and placed on procedural waivers 10/5 following season-ending injury to Steve Trapilo, cleared waivers 10/6... did not play in the first eight games during which he was active... saw action at center late in game at Rams 12/13 with Saints up big... came in at right guard for an injured Derek Kennard in second quarter of season finale, at Jets 12/26, and played the rest of the way. **1991** — Started all eight games in which he played before being placed on injured reserve 11/13 with a knee injury. **1990** — Played in 15 contests with no starts... did not play against Saints 11/4... started at guard in playoff game against Raiders 1/13. **1989** — Started two of the six games he played in before a knee injury sidelined him for the remainder of the year. **1988** — Spent his entire rookie season on injured reserve with a dislocated finger suffered during training camp.

COLLEGE: Was an all-Southwest Conference choice his junior and senior seasons for the Longhorns... also did the shotput on the Texas track team... finished fourth in the SWC track meet as a junior, and third in his senior season... majored in education.

PERSONAL: Attended Jersey Village High School in Houston, Texas... hobbies include weightlifting, horseback riding and hiking... married (Shelia)... spent offseason in Kenner... full name is Paul Ray Jetton.

GAMES STARTED/PLAYED: (1989, 2/6); (1990, 0/15); (1991, 8/8); (1992, 0/2). Totals 10/31. Totals with Saints 0/2.

PLAYOFF GAMES STARTED/PLAYED: (1990, 1/1). Totals 1/1.

ROOKIE RUSHERS

In 1992, running back Vaughn Dunbar became the second straight rookie to lead the Saints in rushing, with 565 yards and three touchdowns on 154 carries. Fred McAfee topped the club's rushing chart as a rookie in 1991 with 494 yards and two touchdowns on 109 attempts. Overall, Dunbar is the eighth rookie to lead the Saints in rushing.

The others are Alvin Maxson (1974), Mike Strachan (1975), Chuck Muncie (1976), Jimmy Rogers (1980), George Rogers (1981) and Rueben Mayes (1986).



53 VAUGHAN JOHNSON

Linebacker Year With Saints: 8 Year in NFL: 8
Ht: 6-3 Wt: 240 College: North Carolina State
Born: March 4, 1962 at Morehead City, North Carolina
Joined Saints: Draft Choice No. 1, (USFL Supplemental, 1984) Signed 1986

PRO: Excellent athlete, taken in the first round of the 1984 USFL supplemental draft. Played with USFL Jacksonville Bulls, 1984-85, had 154 tackles in '84 season. Despite size, possesses fine agility, best pass coverage man among linebackers. Fierce competitor, especially tough against the run on short-yardage situations. Has been selected to play in the Pro Bowl the last four years, tying club-record for consecutive Pro Bowls also held by Rickey Jackson (1983-86), Morten Andersen (1985-88) and Pat Swilling (1989-92). 105 games played is 20th on clubs' alltime list. Contract runs through 1994 with no option. **1992** — Chosen to play in his fourth straight Pro Bowl... opened 14 of 16 games at RILB, finished second on team tackle chart with 84, marking fourth-highest total in his career... registered a season-high 11 stops, including a forced fumble, vs. San Francisco 9/27... turned in back-to-back 10-tackle efforts, at New England 11/8 and at San Francisco 11/15... opened 14 of 16 games at RILB, did not start either Atlanta game as Saints went with six backs most of contest... chosen to UPI All-NFC Team. **1991** — Selected to his third consecutive AFC-NFC Pro Bowl, his first as a starter... also chosen to Pro Football Weekly's all-NFC team... despite missing most of four games with injuries, finished sixth on tackle chart with 50... played in 13 games with 11 starts overall... was inactive for season-opener, vs. Seattle 9/1, with a calf strain sustained during preseason, also inactive vs. Chicago 10/27 and at Rams 11/3 with sprained knee suffered vs. Tampa Bay 10/20... Seattle game broke string of 58 straight starts, and marked first in his career he had missed due to an injury... registered seven tackles, his only interception of the year and two passes defended at Philadelphia 10/13... tallied a season-high eight stops at San Francisco 12/1. **1990** — Voted to second consecutive Pro Bowl after he finished second on the club with 103 tackles (85 solo), opened all 16 games at RILB... tallied a career-high 13 solo tackles at Minnesota 9/16... accounted for only sack of season vs. Detroit 10/28... defended three passes, recovered a fumble, and forced two fumbles, both vs. Cleveland 10/14... played with a cast on his thumb for final regular season game and playoff contest after he fractured it at San Francisco 12/23. **1989** — Earned first-ever trip to AFC-NFC Pro Bowl... started all 16 games for second consecutive season... tied for second on club with 83 tackles, 65 of them solo stops... led linebackers for third straight year in passes defended with four... turned in a season-best nine tackles (8 solo) vs. San Francisco 10/8, credited with eight stops (7 solo), at San Francisco, 11/6... tallied lone sack of season vs. Rams, 11/26... named to UPI all-NFC team for second year in a row. **1988** — Led Saints in tackles for second consecutive season with 114, including 82 solo hits... had two sacks for 14 yards lost... had one interception that he returned 34 yards in which he broke numerous tackles and hurdled over several defenders to help preserve Saints' 14-10 win at Rams 11/13... topped linebackers with eight passes defended... had an 18-tackle performance, half of them solo stops, at Washington 11/6... named to Sports Illustrated's all-Pro team and the UPI all-NFC squad. **1987** — Took over starting inside linebacker position, led Saints in tackles with 87, 73 solo hits... tenacious player, had many big hits in course of season... had big interception vs. Cleveland in



season-opener 9/13... had sack vs. Cincinnati 12/20... forced two fumbles, recovered one on the year. **1986** — Big man who had big part of situation defense for Saints... learned quickly, athletic ability made it difficult for coaches to keep him off the field... played much in Saints' nickel and special defensive sets... had 37 total tackles, one sack, an interception and a fumble recovery.

COLLEGE: All-America selection by Sporting News... led Wolfpack in tackles both junior and senior seasons... majored in education.

PERSONAL: Attended West Carteret High School in Morehead City, North Carolina... spends offseason working in family construction firm back in his hometown... serves as a spokesman for Goodwill... single... lives in Morehead City in offseason... full name is Vaughan Monroe Johnson.

GAMES STARTED/PLAYED: (1986, 0/16); (1987, 12/12); (1988, 16/16); (1989, 16/16); (1990, 16/16); (1991, 11/13); (1992, 14/16). Totals 85/105.

PLAYOFF GAMES STARTED/PLAYED: (1987, 1/1); (1990, 1/1); (1991, 0/1); (1992, 1/1). Totals 3/4.

Year	TACKLES			SACKS		INTERCEPTIONS		
	Tkl	Asst	Tot.	No.	Yards Lost	No.	Yds.	TD
1986	30	3	33	1	6	1	15	0
1987	73	14	87	1	12	1	0	0
1988	82	32	114	2	14	1	34	0
1989	65	18	83	1	0	None		
1990	85	18	103	1	6	None		
1991	40	10	50	None		1	19	0
1992	63	21	84	1	10	None		
Totals	438	116	554	7	58	4	68	0

Playoffs

1987	9	2	11	None		None		
1990	2	1	3	None		None		
1991	1	2	3	None		None		
1992	7	0	7	None		None		
Totals	19	5	24	0	0	0	0	0

Additional Stats: Fumbles Recovered: 1986, 1; 1987, 1; 1989, 1; 1990, 1; 1991, 1. Forced Fumbles: 1987, 2; 1989, 2; 1992, 3. Passes Defensed: 1986, 2; 1987, 5; 1988, 8; 1989, 4; 1990, 3; 1991, 2.

Career-Highs

Tackles: 18 at Washington, 11/6/88
Solo Tackles: 13 at Minnesota, 9/16/90

Sacks: 1, 7 different times
Interceptions: 1, 4 different times



27 REGINALD JONES

Cornerback Year With Saints: 3 Year in NFL: 3
Ht: 6-1 Wt: 202 College: Memphis State
Born: January 11, 1969 at Memphis, Tennessee
Joined Saints: Draft Choice No. 5, 1991

PRO: The Saints second pick (5th round, 126th overall) in the 1991 draft. Came out of college with a year of eligibility still remaining. With size and speed, can play both cornerback and safety. Contract expired in 1992, subject to developments. **1992** — Started all 15 games in which he played at RCB, finished 7th on team, third among DBs with 54 tackles, including 50 solo hits, also chipped in with a stop on special teams... tied for third on team with two interceptions, third with 13 passes defensed... was inactive vs. Atlanta 12/3 with a groin injury... recorded four tackles, took an interception back 71 yards for a touchdown and defensed four passes in 28-6 win over Chicago 9/13... the return was the longest by a Saint since Tommy Myers returned one 97 yards for a score, vs. Minnesota 9/3/78... tallied a season-high six tackles on three separate occasions. **1991** — Turned out to be a pleasant surprise, stepped right in and started in nickel situations throughout season... recorded 30 stops on defense, also a key member of special teams unit where he was second with 11 tackles... tied for second among NFL rookie defensive backs with three interceptions (61 yards), was third on club with 12 passes defensed... first career INT halted a drive in win at Kansas City 9/8... only start of season came vs. Atlanta 11/24 as Saints opened with six DBs, made six tackles and returned an interception 51 yards in that game... suffered a separated shoulder as a result of a jarring block by John Taylor at San Francisco 12/1, was inactive the final three weeks of the season... came back to play in playoff game vs. Atlanta 12/28.

COLLEGE: Started his career as a running back at the University of Arkansas before transferring to Memphis St. following freshman season... recorded 117 tackles and six interceptions in two years for the Tigers... was an all-Southern Independent selection and AP honorable mention All-America choice in final year, when he played in the Senior Bowl... returned 28 kickoffs for a 22.2-yard average in his final year, second on the school's single-season list... also lettered in track... majored in sociology.

PERSONAL: Was a two-time all-state, all-county and all-conference choice at West Memphis (Arkansas) High School, where he was a three-year starter at both running back and defensive back... also lettered in track there... returned to Memphis State during offseason where he took classes in pursuit of his degree in sociology... hopes to take on a career as a marriage and family counselor after football... single... full name is Reginald Moore Jones.

GAMES STARTED/PLAYED: (1991, 1/13); (1992, 15/15). Totals 16/28.

PLAYOFF GAMES STARTED/PLAYED: (1991, 1/1); (1992, 1/1). Totals 2/2.



Year	TACKLES			INTERCEPTIONS		
	Tkl	Asst	Tot.	No.	Yds.	TD
1991	39	2	41	3	61	0
1992	51	4	55	2	71	1
Totals	90	6	96	5	132	1
Playoffs						
1991	2	0	2	None		
1992	6	0	6	None		
Totals	8	0	8	0	0	0

Additional Stats: Passes Defensed: 1991, 12; 1992, 13.

Career-Highs

Tackles: 7 vs. Atlanta, 11/24/91 Longest Return: 71t vs. Chicago, 9/13/92
Solo Tackles: 7 vs. Atlanta, 11/24/91 Passes Defensed: 4 vs. Chicago, 9/13/92
Interceptions: 1, 5 different times



60 DEREK KENNARD

Guard Year With Saints: 3 Year in NFL: 8
Ht: 6-3 Wt: 300 College: Nevada-Reno
Born: September 9, 1962 at Stockton, California
Joined Saints: Trade (Phoenix), 1991

PRO: Played first two years of professional football (1984-85) with the Los Angeles Express of the USFL. Cardinals made him their second pick in the 1984 USFL supplemental draft. Traded to New Orleans 8/19/91 along with a fifth-round draft choice in 1992 for CB Robert Massey. Has played both guard and center in his NFL career, also has the ability to play tackle in a pinch. Possesses tremendous leg strength, excels as a run blocker. Contract runs through 1993 with no option. **1992** — Came back after missing all but the first three games in 1991... started all 16 games at right guard... was spelled by Steve Trapilo in first five, played every snap in games 6-15 following season-ending injury to Trapilo (foot)... left season finale, at Jets 12/26, in second quarter with a sprained ankle, and missed playoff game against Philadelphia... returned a kickoff 11 yards at Detroit 10/4... was selected to Newspaper Enterprise Association All-Pro Second team. **1991** — Stepped in and earned a starting spot at right guard by regular season opener, replacing Steve Trapilo, who missed the season (knee)... was improving with each week until his season ended when he tore his pectoral muscle lifting weights 9/16, was placed on injured reserve 9/17... underwent surgery 10/29, spent offseason rehabilitating. **1990** — Made switch from center to left guard and missed just two offensive plays the entire season. **1989** — Started all 14 games in which he played at center, was placed on the non-football illness list 10/18 but returned to the lineup after missing just two games. **1988** — Started all 16 contests at center, was the Cards' only offensive lineman to play every down from scrimmage... suffered fracture of little finger vs. Cleveland 10/23 but did not miss any playing time. **1987** — Did not start season opener, vs.



Dallas 9/13, as a result of a knee strain... started at center the following week, and in each of the final 10 contests. **1986** — Started 10 of the 15 games in which he played in first NFL season, including games 2-8 at left guard.

COLLEGE: Was a two-time all-Big Sky Conference pick and a Division I-AA All-American as a senior for the Wolfpack... majored in criminal law.

PERSONAL: Attended Edison High School in Stockton, California... shot several episodes of HBO series "First and Ten" during the summer of 1986 along with players including O.J. Simpson, Marcus Allen and Mike Sherrard... is on the Board of Directors of the Boys and Girls Club of Phoenix... sponsors an annual football camp in Phoenix for underprivileged children... married (Denise) with sons (Derek, Jr. 3/19/82 and Devon Jay 6/24/91) and daughter (Denisha 11/6/85)... family resides in Phoenix... full name is Derek Craig Kennard.

GAMES STARTED/PLAYED: (1986, 10/15); (1987, 11/12); (1988, 16/16); (1989, 14/14); (1990, 16/16); (1991, 3/3); (1992, 16/16). Totals 86/92. Totals with Saints 19/19.

Additional Stats: Kickoff Returns: 1992, 1-11 yards.



43 TYRONE LEGETTE


Cornerback Year With Saints: 2 Year in NFL: 2
Ht: 5-9 Wt: 177 College: Nebraska
Born: February 15, 1970 at Marion, South Carolina
Joined Saints: Draft Choice No. 3, 1992

PRO: The 14th defensive back and 72nd player overall selected in the 1992 draft. Taken with a choice obtained from Tampa Bay in a swap of third-round draft choices. Possesses excellent speed and cover ability, has been timed at 4.39 in the 40-yard dash. Contract runs through 1994 with no option. **1992** — Played in each of the first eight games of the season, all on special teams, before he strained a hamstring while making a tackle on punt coverage, vs. Tampa Bay 11/1... was placed on injured reserve 11/3, and spent the remainder of the season there.

COLLEGE: Played in all 36 games during his three-year career for the Cornhuskers... was a part-time starter as a junior, opening five games, before moving into starting spot at right cornerback as a senior... tallied 49 tackles and broke up a team-high 10 passes as a senior, when he was a first team all-Big Eight choice... intercepted four passes and knocked away 12 more during his career... majored in general studies.

PERSONAL: Was an all-area defensive back as a junior, and all-area running back as a senior at Spring Valley High School in Columbia, South Carolina... also lettered in track... single... lives in Columbia during offseason... full name is Tyrone C. Legette.

GAMES STARTED/PLAYED: (1992, 0/8).



46 SEAN LUMPKIN

Safety Year With Saints: 2 Year in NFL: 2
Ht: 6-0 Wt: 206 College: Minnesota
Born: January 4, 1970 at Minneapolis, Minnesota
Joined Saints: Draft Choice No. 4b, 1992


PRO: The Saints second pick of the fourth round in the 1992 draft (106th overall). Has size and athletic ability to play either strong or free safety. Contract runs through 1994 with no option. **1992** — Was brought along slowly in rookie season, saw most of playing time on special teams, where he tied for fourth with five tackles, including two vs. Buffalo 12/20... also saw time in short yardage situations... made key recovery of a Louis Lipps fumble in in own end zone, at Detroit 10/4... saw extended action on defense at Rams, 12/13, with Saints up big, recorded one stop.

COLLEGE: Was a four-year starter for the Golden Gophers, the last three at strong safety... led the club in tackles and interceptions his final two seasons... career total of 12 interceptions is tied for the school-record... also registered five sacks in four years... earned first team all-Big Ten honors as a senior, and second-team accolades as a junior... majored in business.

PERSONAL: Was an all-state pick as a defensive back and running back at Benilde-St. Margaret's High School in St. Louis Park, Minnesota... spent part of offseason taking classes at Minnesota in pursuit of degree... single... full name is Sean Franklin Lumpkin.

GAMES STARTED/PLAYED: (1992, 0/16).

PLAYOFF GAMES STARTED/PLAYED: (1992, 0/1).



47 CEDRIC MACK

Cornerback Year With Saints: 2 Year in NFL: 11
Ht: 5-11 Wt: 190 College: Baylor
Born: September 14, 1960 at Bryan, Texas
Joined Saints: Free Agent, 1992

PRO: Originally the second-round draft choice (44th overall) by the Cardinals in the 1983 draft. Was waived by Phoenix 8/20/91 and claimed by San Diego. Has the ability to play both cornerback and safety. Contract runs through 1993 with no option. **1992** — Went to camp with San Diego, was released by the Chargers 8/31... signed by Kansas City 9/2, played in the season-opener with the Chiefs, but waived 9/7 and claimed off waivers by the Saints after Vince Buck was injured at Philadelphia 9/6... was waived 10/26 with the return of Buck, and re-signed 11/3 when Tyrone Legette was placed on injured reserve... overall, played in 15 games in 1992, 14 with the Saints which included two starts, both when Saints opened with six DBs... recorded 22 tackles on the year, including three on special teams



... also defended two passes and forced a fumble... tallied a season-high four stops at Atlanta 9/20. **1991** — Played in seven games with one start for the Chargers, was inactive week 2 and 4-11. **1990** — Equaled career-high tackle total with 58... started all 16 contests at LCB for the Cardinals... sacked Jim Kelly, forced a fumble and returned it 17 yards, at Buffalo 11/11... credited with a season-high seven stops vs. Green Bay 11/18... also registered a pair of interceptions, seven passes defended and a sack on the year. **1989** — Set a career-high with 58 tackles and 17 passes defended, tied a career-best with four interceptions... started all 16 games in first season at LCB... knocked away three passes at Dallas 10/29. **1988** — Started 14 of the 16 games in which he played at RCB... recorded 49 tackles, 14 passes defended and three interceptions on the year... all three interceptions came in consecutive weeks (at Washington 10/16, vs. Cleveland 10/23 and at Dallas 10/30)... returned a fumble 45 yards for his only career touchdown, vs. Washington 9/25. **1987** — Started all 10 games that he participated in, tallied 32 tackles, a sack, nine passes defended, two interceptions, two fumble recoveries and two forced fumbles... sprained an ankle at Atlanta 11/29 and missed the following two games... registered three tackles, two fumble recoveries, an interception and two passes defended at Tampa Bay 12/20. **1986** — Led Cards with four interceptions, including a pair vs. Kansas City 11/23 and vs. Tampa Bay 12/21... also recorded 33 tackles and 13 passes defended... started nine of 15 games that he played, was utilized as a wide receiver early in season with injuries to St. Louis receivers... caught four passes for 42 yards. **1985** — Started the season as a wide receiver, but was switched to cornerback, and started the final 14 games at at LCB... registered 42 tackles, two interceptions and a team-high 17 passes defended. **1984** — Converted from defensive back to wide receiver, and played in 12 games with no starts... caught five passes for 61 yards in action primarily as third receiver... suffered a separated shoulder at New Orleans 9/23, and spent the next four weeks on injured reserve. **1983** — Started first five games as a rookie as injuries hit St. Louis backfield... served as nickel back for remaining 11 games... responded with 51 tackles, three interceptions and 11 passes defended on the year.

COLLEGE: Was a three-year starter for the Bears... was also the starting center fielder on Baylor's baseball squad, was drafted by the New York Yankees in the 21st-round of the 1979 baseball draft... holds degree in marketing and management.

PERSONAL: Attended Brazosport (Texas) High School, where he starred in basketball, baseball and football... is an accomplished guitarist and cellist, was selected to the all-Texas symphony orchestra all four years in high school... married (Yvette)... makes home in Phoenix... full name is Cedric Manuel Mack.

GAMES STARTED/PLAYED: (1983, 5/16); (1984, 0/12); (1985, 4/16); (1986, 9/15); (1987, 10/10); (1988, 14/16); (1989, 16/16); (1990, 16/16); (1991, 1/7); (1992, 2/15). Totals 87/139. Totals with Saints 2/14.

PLAYOFF GAMES STARTED/PLAYED: (1992, 0/1).




Year	TACKLES			INTERCEPTIONS			FUMBLES RECOVERED		
	Tkl	Asst	Tot.	No.	Yds.	TD	No.	Yards	TD
1983 (St. Louis)	39	12	51	3	25	0	None		
1984 (St. Louis)	4	1	5	None			None		
1985 (St. Louis)	41	1	42	2	10	0	2	0	0
1986 (St. Louis)	26	7	33	4	42	0	1	0	0
1987 (St. Louis)	29	3	32	2	0	0	2	0	0
1988 (Phoenix)	46	3	49	3	33	0	1	45	1
1989 (Phoenix)	53	5	58	4	15	0	None		
1990 (Phoenix)	50	8	58	2	52	0	1	17	0
1991 (San Diego)	3	1	4	None			None		
1992 (K.C.-N.O.)	19	3	22	None			None		
Totals	310	44	354	20	177	0	7	62	1

Additional Stats: Forced Fumbles: 1986, 1; 1987, 2; 1990, 2; 1992, 1. Sacks: 1987, 1-7 yards; 1989, 1-9 yards; 1990, 1-11 yards. Passes Defensed: 1983, 11; 1985, 17; 1986, 13; 1987, 9; 1988, 14; 1989, 14; 1990, 7; 1991, 1; 1992, 2. Receiving: 1984, 5-61 yards, 22 Long; 1985, 1-16 yards; 1986, 4-42 yards, 24 Long.

Career-Highs

Tackles: 7, 3 different times Yards on INTs: 39 at Atlanta, 12/9/90
Interceptions: 2 vs. Kansas City, 11/23/86 Long Return: 39 vs. Atlanta, 12/9/90
2 vs. Tampa Bay, 12/21/86



84 ERIC MARTIN

Wide Receiver Year With Saints: 9 Year in NFL: 9
Ht: 6-1 Wt: 207 College: Louisiana State
Born: November 8, 1961 at Van Vleck, Texas
Joined Saints: Draft Choice No. 7, 1985

PRO: Selected in the seventh round (179th overall) of the 1985 draft. Stands at the top of Saints' alltime lists for receptions (466), receiving yards (6,904) and receiving touchdowns (45). 45 career touchdowns ranks second alltime behind Dalton Hilliard (50). Eric also holds the club record for most 100-yard receiving days in a career (15), and in a season (5 in 1989). He enters the 1993 season having caught a pass in 89 straight games and 125 of 127 in his career. He has caught a pass in all 16 contests six times, including the past five seasons (1986, 1988-92). Over the past five seasons, has snared 350 passes (4,929 yards), fourth-best among players in the NFC. 127 games played is 14th on club's alltime list. Has never missed a game in his eight-year career. Contract expired in 1992, subject to developments. **1992** — Established a club-record by leading team in receiving for sixth straight year (5, Danny Abramowicz), hauled in 68 passes for 1,041 yards and five TDs... 68 catches were seventh in NFC, 1,041 yards were sixth... started 11 of the 16 games games in which he played... only two 100-yard games came in back-to-back weeks, vs. Rams 10/11 (6-103, 1 TD) and at Phoenix 10/18 (8-151, 1 TD)... marked the fifth time in his career he had accounted for 100-yard games in consecutive weeks... grabbed two passes



for 58 yards including a 52-yarder for a score vs. Chicago 9/13... caught eight passes for 92 yards and a TD vs. San Francisco 9/27... led Saints in receiving eight times over the course of the season. **1991** — Led team in receiving for fifth straight year (8th in NFC), the fourth consecutive campaign in which he caught a pass in all 16 contests, hauled in at least two in every game... caught a season-high seven (67 yards), including a touchdown at Kansas City 9/8... grabbed four for 75 yards, including an 8-yard touchdown to move him ahead of Abramowicz into first spot on Saints' alltime receiving TD list, vs. Tampa Bay 10/20... hauled in six for a season-best 84 yards vs. Atlanta 11/24. **1990** — Led team in receiving for fourth straight season, with 63 catches for 912 yards and five touchdowns... 63 receptions was good for 11th in the NFC... tied a career-high with 10 catches (131 yards) at Washington, 11/18... hauled in a game-high eight passes for 153 yards and a touchdown in Saints win vs. Cleveland 10/14... the 153 yards marked the second-best output of his career (164 vs. Green Bay 9/14/86)... caught game-winning scores in fourth quarter vs. Atlanta 11/25 (6 yards) and at Rams 12/9 (4 yards). **1989** — Led club in receiving for third straight season, finished 10th in the NFC with 68 receptions for 1,090 yards... his receiving yardage broke the club record he set in 1988 (1,083), also set a club mark with five 100-yard receiving days... caught five passes for 131 yards and two TDs, including a 53-yard score vs. Jets 10/15, hauled in five for 116 yards and a TD the following week at Rams... grabbed five for 107 yards and a pair of scores vs. Rams 11/26... had back-to-back 100-yard days in weeks 14-15... caught four for 100 yards at Buffalo 12/10, and a season-high nine for 120 yards and two TDs vs. Philadelphia following week... his eight touchdowns marked a personal-best... started 15 of 16 games, did not open at Green Bay 9/17 after he sprained an ankle opening week vs. Dallas. **1988** — Had his best year as a pro as he broke Saints records for catches (85) and receiving yardage (1,083), was named to his first Pro Bowl team... finished second in NFC in catches, one behind the Rams' Henry Ellard... tied with Lonzell Hill for team lead in TDs scored with seven... had three 100-yard receiving days on the year: vs. Rams 10/30 (6-132), at Washington 11/6 (10-146, 1 TD), vs. Denver 11/20 (8-111, 2 TDs)... his ten catches against the Redskins was a personal best, and the most for a Saints' receiver since 1982 season (11, Wayne Wilson vs. Atlanta 1/2/83)... caught Bobby Hebert's longest TD completion of the season, a 40-yard strike vs. Denver. **1987** — Came to the forefront of the Saints' receiving corps, led team with 44 catches, second in TDs scored with seven... had three 100-yard receiving games for Saints: at St. Louis 10/11 (7-101, 1 TD), vs. Tampa Bay 12/6 (2-101), and vs. Houston 12/13 (6-130, 2 TDs)... made giant catch vs. Giants 11/22, a 22-yard TD grab that put Saints ahead to stay in 23-14 triumph... caught a pass in all but one game (vs. San Francisco 10/25)... also returned punts early in the season, had 14 for 88 yards. **1986** — Was the only Saints' receiver to catch a pass in every game... had huge day vs. Green Bay 9/14 when his first two catches went for 76 and 84 yards, finished with three catches for a career-high 164 yards, including the 76-yard score... caught seven passes including TD grab at Rams 11/23... also utilized on punt returns, fielded 22 for 221 yards. **1985** — Had outstanding rookie year, started 11 of 16 games, caught a pass in all but one game (vs. San Francisco 12/15)... total of 35 receptions was third on team... led club in TDs scored with four... made spectacular catch vs. Rams 12/1 that went for a 43-yard TD to put the game out of reach in a 29-3 win... snared three passes for a season-high 82 yards at Atlanta 10/20.

COLLEGE: Ended his collegiate career as the alltime Southeastern Conference



receiving yardage leader (2,625)...also held LSU school records for career pass receptions (152), season pass receptions (52 in 1983), most receiving yards in a single game (209), and most yards receiving in a single season (1,064 in 1983)...first-team All-America by Sporting News as senior, and first-team all-SEC by AP...spent freshman year returning kicks, holds another LSU record with a 100-yard return that year...majored in general studies.

PERSONAL: Attended Van Vleck (Texas) High School...holds annual Black History Basketball Tournament in Van Vleck, funds go to E.W. Martin scholarship, given to needy boy or girl at Van Vleck High School...is an avid golfer...married (Tamyra) with daughters (Erica 2/1/86) and (Tayler 1/17/91)...lives in Kenner.

GAMES STARTED/PLAYED: (1985, 11/16); (1986, 11/16); (1987, 11/15); (1988, 16/16); (1989, 15/16); (1990, 16/16); (1991, 13/16); (1992, 11/16). Totals 104/127.

PLAYOFF GAMES STARTED/PLAYED: (1987, 1/1); (1990, 1/1); (1991, 1/1); (1992, 1/1). Totals 4/4.

Year	RECEIVING					
	No.	Yards	Avg.	LG	TD	
1985	35	522	14.9	50	4	
1986	37	675	18.2	84	5	
1987	44	778	17.7	67	7	
1988	85	1083	12.7	40t	7	
1989	68	1090	16.0	53t	8	
1990	63	912	14.5	58	5	
1991	66	803	12.2	30	4	
1992	68	1041	15.3	52t	5	
Totals	466	6904	14.8	84	45	
Playoffs						
1987	1	10	10.0	10t	1	
1990	2	47	23.5	36	0	
1991	7	83	11.9	20	0	
1992	5	64	12.8	26	0	
Totals	15	204	13.6	36	1	


Year	KICKOFF RETURNS					PUNT RETURNS					
	No.	Yds.	Avg.	LG	TD	No.	FC	Yds.	Avg.	LG	TD
1985	15	384	25.6	69	0	8	10	53	6.6	13	0
1986	3	64	21.3	27	0	24	9	227	9.5	39	0
1987	1	15	15.0	15	0	14	2	88	6.3	15	0
1988	3	32	10.3	32	0	None					
1989	None					None					
1990	None					None					
1991	None					None					
1992	None					None					
Totals	22	495	22.5	69	0	46	21	368	8.0	39	0



Additional Stats: Rushing: 1985, 2-(-1), 11 Long; 1988, 2-12, 9 Long. Fumbles: 1985, 1; 1986, 5; 1988, 2; 1989, 1; 1990, 3; 1991, 2; 1992, 1.

Career-Highs

Receptions: 10 at Washington, 11/6/88 Long Reception: 84 vs. Green Bay, 10 at Washington 11/18/90 9/14/86
Yards Rec: 164 vs. Green Bay, 9/14/86 TDs: 2, 5 different times



93 WAYNE MARTIN

Defensive End Year With Saints: 5 Year in NFL: 5

Ht: 6-5 Wt: 275 College: Arkansas

Born: October 26, 1965 at Forrest City, Arkansas

Joined Saints: Draft Choice No. 1, 1989

PRO: 19th player taken overall, and third defensive lineman in the 1989 draft behind Burt Grossman (San Diego) and Trace Armstrong (Chicago). Excellent athlete with speed and agility. Should be a part of Saints' defensive line for years to come. 25.5 career sacks (173.5 yards lost) places him in 10th spot on the Saints' alltime list. Contract runs through 1996 with no option. **1992** — Broke out to turn in the finest season of his four-year career, started all 16 games at left end for the second consecutive year...led the club, third in the NFC in sacks with 15.5, the third-most in club history, and most-ever by a Saints defensive lineman...became the first lineman to lead the Saints in sacks since Jumpy Geathers co-led in 1986...finished fourth on the team tackle chart and first among linemen with 70 total tackles, including a career-high 11 in season-opener, at Philadelphia 9/6...tied for fourth on team with a pair of fumble recoveries, led linemen with five passes defended and three forced fumbles, also recovered two fumbles...turned in first two-sack day of his career at Detroit 10/4, the first of four straight games in which he had a sack...recorded two sacks vs. Miami 11/29, followed that up with a seven-tackle, four-sack performance vs. Atlanta 12/3...the four sacks tied a club-record, was the most by a player in the NFC in 1992, and earned him NFC Defensive Player-of-the-Week accolades...registered a sack in 10 of 16 contests. **1991** — Started all 16 games for first time in three-year career, opening at left end...third among defensive linemen with 22 tackles, led that group with three passes defended, second on the unit with 3.5 sacks (29.5 yards lost)...blocked a John Kidd punt at San Diego 11/17 that was returned 37 yards for a touchdown by Frank Warren...recorded a sack in playoff game vs. Atlanta 12/28. **1990** — Earned starting spot along defensive front in just his second season, opened the first seven contests at left end...suffered a broken fibula vs. Detroit 10/28 and was inactive the following three weeks...came back and started the next four games at left end, but sustained a partial tear of the medial collateral ligament in his knee on the first series vs. Pittsburgh 12/16...spent the last two regular season games and the playoff contest at Chicago on injured reserve...tallied 30 tackles, four sacks, three passes defended and a forced fumble on the season. **1989** — Brought along slowly in rookie season, played in all 16 contests with increased action as the season wore on...tallied initial career sack in pro debut, vs. Dallas 9/10...made 18 stops on season, credited with three solo hits vs. Washington 10/1



and at Buffalo 12/10... 2.5 sacks were third among Saints' defensive linemen... batted down a pair of passes and recovered two fumbles.

COLLEGE: Started final three seasons at defensive tackle, earning first team All-America accolades from The Sporting News, AP and UPI as a senior when he registered 13 sacks and 68 tackles, including 18 for losses... led the Razorbacks in sacks each season as a starter, ended career with 25.5 QB drops... holds degree in criminal justice.

PERSONAL: All-America, all-state and all-district tight end and defensive end at Cross County High School in Cherry Valley, Arkansas... was the Saints' recipient of the 1991 Ed Block Courage Award... brother, Jeff, is a former second-round draft choice of the NBA's Los Angeles Clippers, and now plays in the CBA... married (Gladys) with son (Wayne, Jr. 10/6/92)... resides in Kenner... full name is Jerald Wayne Martin.

GAMES STARTED/PLAYED: (1989, 0/16); (1990, 11/11); (1991, 16/16); (1992, 16/16). Totals 43/59.

PLAYOFF GAMES STARTED/PLAYED: (1991, 1/1); (1992, 1/1). Totals 2/2.

Year	TACKLES			SACKS		FUMBLES RECOVERED		
	Tkl	Asst	Tot.	No.	Yards Lost	No.	Yards	TD
1989	13	5	18	2.5	11	2	0	0
1990	24	6	30	4	31	None		
1991	21	1	22	3.5	29.5	1	0	0
1992	53	17	70	15.5	102	2	0	0
Totals	111	29	140	25.5	173.5	5	0	0
Playoffs								
1991	1	1	2	1	14	None		
1992	2	0	2	None		1	0	0
Totals	3	1	4	1	14	1	0	0

Additional Stats: Passes Defensed: 1989, 2; 1990, 3; 1991, 3; 1992, 5. Forced Fumbles: 1990, 1; 1991, 1; 1992, 3. Blocked Kicks: 1991, 1 punt.


Career-Highs

Tackles: 11 at Philadelphia, 9/6/92 Sacks: 4 vs. Atlanta, 12/3/92
Solo Tackles: 8 at Philadelphia, 9/6/92

PRO BOWL RESULTS

1971 - NFC 27, AFC 6
1972 - AFC 26, NFC 13
1973 - AFC 33, NFC 28
1974 - AFC 15, NFC 13
1975 - NFC 17, AFC 10
1976 - NFC 23, AFC 20
1977 - AFC 24, NFC 14
1978 - NFC 14, AFC 13
1979 - NFC 13, AFC 7
1980 - NFC 37, AFC 27
1981 - NFC 21, AFC 7
1982 - AFC 16, NFC 13

1983 - NFC 20, AFC 19
1984 - NFC 45, AFC 3
1985 - AFC 22, NFC 14
1986 - NFC 28, AFC 24
1987 - AFC 10, NFC 6
1988 - AFC 15, NFC 6
1989 - NFC 34, AFC 3
1990 - NFC 27, AFC 21
1991 - AFC 23, NFC 21
1992 - NFC 21, AFC 15
1993 - AFC 23, NFC 20 (OT)



39 BRETT MAXIE

Safety Year With Saints: 9 Year in NFL: 9
Ht: 6-2 Wt: 194 College: Texas Southern
Born: January 13, 1962 at Dallas, Texas
Joined Saints: Free Agent, 1985

PRO: In eight seasons, has stood out in defensive sets as both a strong and free safety, and on special teams. Sixth on club's alltime interception list with 16 (232 yards). Tied with Jim Merlo for first spot with three interception returns for touchdowns. Has played in 117 games during career, 16th on the team's alltime chart, and one of only three defensive backs (Dave Waymer and Tommy Myers) to have played in 100 games with Saints. The senior member of the defensive backfield and the only holdover from the pre-Jim Mora era. Contract runs through 1993 with no option. **1992** — Started the first 10 games of the season before torn medial collateral and anterior cruciate ligaments in his knee at San Francisco 11/15 put an end to his season... underwent reconstructive surgery during season and spent entire off-season in New Orleans rehabilitating... prior to that had missed only one game in his career as a result of an injury, had also started 43 straight games... finished the year with 44 tackles, tied for third with two interceptions and tied for fourth on team with nine passes defensed... recorded 10 tackles, including one on punt coverage, and a pass defensed vs. Chicago 9/13... registered eight tackles and his only sack of the season, at New England 11/8... interception late in game, at Atlanta 9/20, sealed 10-7 victory. **1991** — Started all 16 games at strong safety, along with Gene Atkins at FS (also 16 starts), formed a solid tandem at safety for second straight season... finished fifth on team tackle chart with 54, second among defensive backs... defensed 10 passes on the year, fifth on club and second-highest figure in his career... returned an interception 31 yards for a touchdown vs. Raiders 12/16, tying him with Jim Merlo for most career INT returns for TDs, also marked the third straight year in which he has done that... registered six tackles, came up with big fumble recovery late in game to preserve win vs. San Francisco 11/10... came up with an interception and two pass defensed in win over Tampa Bay 10/20... also recorded four tackles on special teams on the season. **1990** — Started all 16 contests in first full season at strong safety... finished in a four-way tie for team lead with two interceptions (88 yards), had Saints only return for a touchdown, a 50-yarder that sparked a 24-20 win at Rams 12/9... was awarded the game ball on defense in the Rams game as he also tallied six tackles and two passes defensed... tied for fourth with 73 tackles (58 solo), including a season-high 11 vs. Rams 12/31... continued to serve as key member of special teams. **1989** — Did not serve as a regular starter for first time in three seasons, but saw extensive action in nickel and dime schemes, and in short-yardage situations, became an important member of special teams unit... started two of the 16 games in which he participated (at Detroit 12/3 and vs. Indianapolis 12/24) as Saints began with six DBs... tied for team-lead among special teamers with 10 tackles, finished with 41 overall (35 solo)... tied for third on club with three interceptions, defensed five passes and recovered a fumble... returned an interception 26 yards at New England 11/12 for first pro touchdown... picked off a Jim Kelly pass in final minute to seal outcome in Saints' 22-19 victory at Buffalo 12/10... tallied eight stops, including three on special teams, at Rams



10/22. **1988** — Started all 16 games at free safety, the only Saints' DB to open every contest... had no interceptions, but came up with some key stops... second among Saints' backs with 78 tackles, 57 solo hits... defended four passes, forced one fumble... tallied a career-high 16 tackles with 12 primary hits at Washington 11/6. **1987** — Started season as a spot player, but moved into the starting free safety position for game six, and kept it for the rest of the year... intercepted three passes, defended a career-best 11... had 48 tackles, 35 solo stops... charged in to sack Bernie Kosar for a safety vs. Cleveland 9/13 in big Saints win to open season... had another sack in final game of season, vs. Green Bay 12/27. **1986** — Was used primarily in nickel and dime situations, had two interceptions on the season, recovered one fumble... had 48 total tackles, 37 solo... came up with first career interception at Indianapolis 10/12... exceptional as a special teamer, played at wideout position on punt team, made some spectacular hits. **1985** — Played in all 16 games, mainly on special teams, but saw much action as nickel back... started final game of the season at strong safety in place of injured Terry Hoage... tallied 37 tackles, 31 solo... recovered a fumble at Rams 11/3.

COLLEGE: Lettered three years at Texas Southern... received degree in biology.

PERSONAL: Attended James Madison High School in Dallas... married (Angelia) with son (Brett Derrell II 7/14/92)... makes offseason home in Spring, Texas... full name is Brett Derrell Maxie.

GAMES STARTED/PLAYED: (1985, 1/16); (1986, 0/15); (1987, 10/12); (1988, 16/16); (1989, 2/16); (1990, 16/16); (1991, 16/16); (1992, 10/10). Totals 71/117.

PLAYOFF GAMES STARTED/PLAYED: (1987, 1/1); (1990, 1/1); (1991, 1/1). Totals 3/3.

Year	TACKLES			INTERCEPTIONS		
	Tkl	Asst	Tot.	No.	Yds.	TD
1985	31	6	37	0	0	0
1986	37	11	48	2	15	0
1987	35	13	48	4	43	0
1988	57	21	78	0	0	0
1989	35	6	41	3	41	1
1990	58	15	73	2	88	1
1991	43	15	58	3	33	1
1992	37	11	48	2	12	0
Totals	333	98	431	16	232	3
Playoffs						
1987	4	3	7	None		
1990	7	0	7	None		
1991	1	2	3	None		
Totals	12	5	17	0	0	0

Additional Stats: Fumbles Recovered: 1985, 1; 1986, 1; 1989, 1; 1991, 1; 1992, 1. Forced Fumbles: 1986, 1; 1987, 1; 1988, 1; 1992, 1. Sacks: 1987, 2-17 yards, 1 safety; 1992, 1-5 yards. Passes Defensed: 1985, 1; 1986, 2; 1987, 11; 1988, 4; 1989, 5; 1990, 8; 1991, 10; 1992, 8. Punt Returns: 1987, 1-12 yards.



Career-Highs

Tackles: 16 at Washington, 11/6/88

Yards on INTs: 50 at Rams, 12/9/90

Solo Tackles: 12 at Washington, 11/6/88

Long INT Return: 50t at Rams, 12/9/90

Interceptions: 1, 16 different times

Passes Defensed: 2, 8 different times



25 FRED MC AFE

Running Back Year With Saints: 3 Year in NFL: 3

Ht: 5-10 Wt: 193 College: Mississippi College

Born: June 20, 1968 at Meridian, Mississippi

Joined Saints: Draft Choice No. 6, 1991

PRO: The Saints third selection (6th round, 154th overall) in the 1991 draft. Possesses excellent quickness and strength. In addition to key role as a running back, Fred should also continue to see duty as a kick returner in 1993. Contract runs through 1993 with no option. **1992** — Saw limited action in backfield for most of the season, with 39 carries for 114 yards... carried the ball just six times for four yards over the first 11 weeks of the season... saw extended time in week 12, vs. Miami 11/29, when he ran for 43 yards on 10 attempts, followed that up with a 43-yard rushing day (17 atts.), including one reception for 16 yards vs. Atlanta 12/3... was on his way to a fine day at Rams 12/13, rushed for 24 yards on four carries, including a 1-yard TD run early in second quarter... suffered a separated shoulder on the score, spent the final two regular season games and playoff contest on injured reserve... emerged as team's top kick returner with a 20.7-average on 19 returns... brought back two for a 33.5 norm with a long of 34 vs. Chicago 9/13... accounted for a career-long 38-yard return vs. Rams 10/11. **1991** — Spent first six games of the season on club's practice roster, activated 10/18... did not see action in backfield until the ninth game of the season, one week later broke loose for 61 yards on 16 carries in 10-3 win over San Francisco 11/10... led team in rushing with 494 yards and a 4.5 average per carry, the first rookie to lead the Saints in rushing since Rueben Mayes in 1986, and the second-highest figure by a rookie in the NFC in 1991... provided Saints with much-needed speed out of backfield... rushed for 138 yards on 28 carries, including his first NFL TD and a season-long 34 yard run in front of an ESPN audience vs. Atlanta 11/24... also ran for 90 yards, including a 12-yard TD, on 22 carries at San Francisco 12/1... rushed for 49 yards (14 atts.) returned four kickoffs for a 24.5-yard average, including a long of 39 in playoff game vs. Atlanta 12/28.

COLLEGE: Concluded career as the Gulf South Conference career rushing leader with 4,320 yards on 789 carries... set three school records as a senior with 248 attempts for 1,583 yards and 17 touchdowns... was one of three finalists for the Harlon Hill trophy, awarded to the best player in Division II... returned 45 kickoffs for a 23.6-yard average in collegiate career... also lettered as a sprinter on the Choctaw track team... holds degree in mass communications.

PERSONAL: Was an all-district selection in football, track and basketball at Philadelphia (Miss.) High School... didn't play football until his senior year of high school, was the team manager until that point... married (Meshell)... resides in Kenner... full name is Fred Lee McAffee.



GAMES STARTED/PLAYED: (1991, 0/9); (1992, 1/14). Totals 1/23.
PLAYOFF GAMES STARTED/PLAYED: (1991, 0/1).

Year	RUSHING					RECEIVING			
	No.	Yds.	Avg.	LG	TD	No.	Yds.	LG	TD
1991	109	494	4.5	34	2	1	8	8	0
1992	39	114	2.9	19	1	1	16	16	0
Totals	148	608	4.1	34	3	2	24	16	0

Playoffs

1991 14 49 3.5 11 0 None

Year	KICKOFF RETURNS				LG	TD
	No.	Yds.	Avg.	LG		
1991	1	14	14.0	14	0	
1992	19	393	20.7	38	0	
Totals	20	407	20.4	38	0	

Playoffs

1991 4 98 24.5 39 0

Additional Stats: Fumbles: 1991, 2.

Career-Highs

Rushes: 28 vs. Atlanta, 11/24/91 Receptions: 1, 2 different times
 Yards Rushing: 138 vs. Atlanta, 11/24/91 Yards Receiving: 16 vs. Atlanta, 12/3/92
 Long Run: 34 vs. Atlanta, 11/24/91 Long Reception: 16 vs. Atlanta, 12/3/92
 Long KO Return: 38 vs. Rams, 10/11/92



76 GENE MC GUIRE

Center Year With Saints: 2 Year in NFL: 2
Ht: 6-2 Wt: 284 College: Notre Dame
Born: July 17, 1970 at Fort Dix, New Jersey
Joined Saints: Draft Choice No. 4a, 1992

PRO: Selected with the 95th pick overall in the 1992 draft, a choice obtained from Seattle for RB Rueben Mayes. The 15th offensive lineman and first true center taken. Also has the ability to play guard and tackle. Contract runs through 1993 with no option. **1992** — Did not get into any games in rookie season... dressed but did not play in ten games, was inactive for the other six... saw action at center in second half of all four preseason contests.

COLLEGE: Started all 12 games as a senior, after opening nine games at tackle as a junior... was a Football News honorable mention All-America as a senior... served as a backup at center and tackle as a freshman and sophomore... majored in marketing.

PERSONAL: Was a Parade and USA Today All-America choice at Mosley High School in Lynn Haven, Florida... lettered three years there, and served as the team captain as a senior... also lettered three times in track and once in baseball... married (Cindi)... spent offseason in New Orleans area taking part in strength and conditioning program... full name is Walter Eugene McGuire, Jr.



69 LES MILLER

Def. End/Nose Tackle Year With Saints: 3 Year in NFL: 7
Ht: 6-7 Wt: 285 College: Ft. Hays State, Kansas
Born: March 1, 1965 at Arkansas City, Kansas
Joined Saints: Free Agent (Plan B), 1991

PRO: Signed with Saints as a Plan B free agent from San Diego during 1991 offseason. Originally signed as a free agent by the Saints in 1987, was released in final cut and signed by Chargers as a replacement player two weeks later. Has the ability to play at both the end spot and inside along defensive front. Tied with 14 others for first spot on NFL's alltime list with three touchdowns scored by recovery of opponents fumble. Contract runs through 1994 with no option. **1992** — Played in 16 games for third straight year, registered 19 tackles, a sack, a fumble recovery and a forced fumble... started at nose tackle vs. Chicago 9/13 in place of an injured Jim Wilks and accounted for three stops... saw extended action in games 2-5 as Wilks was sidelined with a knee injury... recovered a fumble in own end zone vs. San Francisco 9/27 to prevent touchdown... recorded three tackles and his only sack of the year vs. Washington 11/23. **1991** — Played in all 16 games in first season with Saints, tallied 13 tackles as part of Saints' rotating defensive line... only sack of season came against former team, at San Diego 11/17... also forced a fumble on the season... blocked a Norm Johnson 54-yard field goal attempt in playoff game vs. Atlanta 12/28. **1990** — Played in 14 games with nine starts at nose tackle, spent the last two weeks of the season on injured reserve with a back injury... finished year with a career-high 28 tackles (23 solo)... recovered a team-high three fumbles, including two for touchdowns (vs. Pittsburgh 10/7 and vs. Seattle 11/4), tied NFL record (21 others) for most touchdowns scored by recovery of opponents fumbles in a season, 12 points led all Charger defenders... also recorded one sack. **1989** — Played in 15 contests and registered 18 tackles... accounted for 2.5 sacks, all in the last four games... recorded seven tackles and 1.5 sacks vs. Jets 12/3... majority of playing time came in short yardage situations. **1988** — Played in 13 games, primarily in short yardage situations... was hampered throughout season with an ankle injury, finished year with eight tackles. **1987** — Was a Pro Football Weekly all-rookie selection after being signed by Chargers for replacement games... earned starting spot at right end in week 7, but injured an ankle at Seattle in week 10 and spent the next four weeks on injured reserve... recovered fumble in end zone for a touchdown vs. Kansas City 10/25... picked up first career sack vs. Cleveland 11/1, notched two more following week at Indianapolis.

COLLEGE: Played two years at Kansas State before transferring to Ft. Hays State, where he earned NAIA all-conference accolades both seasons... majored in hotel and restaurant management.

PERSONAL: Attended Arkansas (pronounced are KANSAS) City (Kansas) High School where he was an all-state lineman and heavyweight wrestler... married (Stephanie) with daughter (Taryn 4/10/91) and son (Braden Chance 2/1/93)... is an avid hunter... lives in Arkansas City during offseason... full name is Leslie Paul Miller.



GAMES STARTED/PLAYED: (1987, 4/9); (1988, 0/13); (1989, 0/15); (1990, 9/14); (1991, 0/16); (1992, 2/16). Totals 15/83. Totals with Saints 2/32.

PLAYOFF GAMES STARTED/PLAYED: (1991, 0/1); (1992, 0/1). Totals 0/2.

Year	TACKLES			SACKS		FUMBLES RECOVERED		
	Tkl	Asst	Tot.	No.	Yards Lost	No.	Yards	TD
1987 (San Diego)	21	0	21	3	19	2	0	1
1988 (San Diego)	6	2	8	None		None		
1989 (San Diego)	15	3	18	2.5	20	1	0	0
1990 (San Diego)	23	5	28	1	6	3	1	2
1991	10	3	13	1	9	None		
1992	15	4	19	1	5	1	0	0
Totals	90	17	107	8.5	59	7	1	3
Playoffs								
1991	0	0	0	None		None		
1992	1	1	2	None		None		
Totals	1	1	2	0	0	0	0	0


Additional Stats: Forced Fumbles: 1987, 1; 1991, 1; 1992, 1. Passes Defensed: 1987, 1.

Career-Highs

Tackles: 7 vs. Jets, 12/3/89

Sacks: 2 at Indianapolis, 11/8/87

Solo Tackles: 7 vs. Jets, 12/3/89



51 SAM MILLS

Linebacker Year With Saints: 8 Year in NFL: 8
Ht: 5-9 Wt: 225 College: Montclair State
Born: June 3, 1959 at Neptune, New Jersey
Joined Saints: Free Agent, 1986

PRO: Originally signed as free agent in 1981 with Cleveland, was released. Went to Canadian Football League, signed with Toronto later that season. Went to USFL Philadelphia Stars and Jim Mora in 1982, played there three seasons (1983-85), was the Stars' leading tackler every year. Pro Bowl participant following 1987, 1988, 1991 and 1992 seasons. Signal-caller on defense, teams up with Vaughan Johnson to give Saints most formidable middle ever. Makes up for lack of size with aggressiveness, quickness and intelligence. 18th on club's all-time list with 108 games played. Durable player, has never missed a game in his career due to an injury. Enters 1993 having played in 90 straight games. Contract runs through 1993 with no option. **1992** — Selected to his fourth Pro Bowl, led team with a career-high 130 tackles... named to Pro Football Weekly/PFWA and College and Pro Football Newsweekly All-NFL teams, The Sporting News NFL All-Pro Team, USA Today NFL All-Pro Team, and the Associated Press All-Pro second team... opened all 16 games at LILB... tied a career-high with three sacks, including one vs. Jets 12/26, when he stripped ball from Browning Nagle, recovered and raced 76 yards for first NFL TD, the second longest fumble return in Saints history (85t, Ernie Jackson vs. Atlanta



10/15/72)... three fumble recoveries tied for club lead and tied a career-best set on three previous occasions, was second with four forced fumbles... credited with nine tackles, a sack and two forced fumbles in win at Atlanta 9/20... registered seven tackles, a fumble recovery and his only interception of the year, at Rams 12/13... recorded a career-high 19 tackles vs. Buffalo 12/20... tallied 36 stops, an interception, two fumble recoveries, a touchdown, a forced fumble and a pass defensed in December. **1991** — Chosen to his third Pro Bowl, his first as a starter... also selected to Pro Football Weekly all-NFL squad, Sports Illustrated's all-Pro squad, College and Pro Football Newsweekly all-Pro team, Football Digest all-Pro team, PFWA all-Pro team and The Sporting News all-Pro team, was a second-team all-Pro by AP... led team in tackles for third straight year, recording 102... was named NFC Defensive Player-of-the-Month for September when he made 41 tackles, intercepted the first two passes of his career, defensed three passes, forced a fumble and had a sack... defensed a career-high eight passes on season, including a pair vs. Chicago 10/27... first NFL interception halted a Chiefs drive late in game to preserve 17-10 win at Kansas City 9/8... only sack of year came vs. Rams 9/15... tallied a season-high 13 tackles vs. Seattle 9/1, registered 11 stops, an interception, a pass defensed and a forced fumble in 26-0 win over Minnesota 9/22... amassed five tackles, a pass defensed, a forced fumble and a fumble recovery in 10-3 win over San Francisco 11/10... underwent arthroscopic knee surgery following the season. **1990** — Was team's top tackler for second consecutive season, with 112 (101 solo)... also registered half a sack, three passes defensed, a fumble recovery and two forced fumbles... started 14 of 16 contests, the two he did not open (at Houston 10/21, vs. Detroit 10/28), the Saints started in dime package... recorded a season-high 11 tackles vs. Pittsburgh 12/16... turned in 10-tackle efforts at Minnesota 9/16 and at Houston 10/21... was awarded the game ball on defense in 10-7 win over Atlanta 11/25 when he tallied five tackles and knocked down a pass... was credited with a game-high 12 tackles in playoff game at Chicago 1/6. **1989** — First time in three years he was not selected to the Pro Bowl, but led the team in tackles with 95 (80 solo)... recorded first career sack at Tampa Bay 9/24, also accounted for sacks vs. Rams 11/26 and at Detroit 12/3... tallied 11 tackles with a season-high 9 solo vs. Washington 10/1, also turned in 11 (8 solo) following week vs. San Francisco... defensed two passes, forced two fumbles and recovered a fumble on season... did not start in season finale vs. Indianapolis as Saints opened with dime defense, broke personal string of 56 straight starts. **1988** — Named to his second Pro Bowl post following season after finishing second on team in total tackles with 105... recovered three fumbles on the season... had 14 stops at Washington 11/6, and 11 vs. Rams 10/30. **1987** — Made first Pro Bowl appearance, started all 12 games in the middle of the Saints defense... fourth on team tackle chart with 58... also in the right place at the right time, recovered three fumbles on the season... was the focal point on a big hit that kept Pittsburgh out of the end zone late in the game 11/29 to preserve 20-16 Saints win, and claim the team's first-ever winning season. **1986** — Came to Saints during training camp following USFL breakup, started final 13 games of season at inside linebacker... ended season second on team tackle chart with 92... had 11 total tackles vs. Rams 11/9 when Saints held Eric Dickerson to 57 yards rushing, only eight in second half, in 6-0 victory... turned in 13 tackle effort at Rams 11/23, and 12 tackle performance vs. Miami 12/7.

COLLEGE: Captain junior and senior seasons... was Kodak Division II All-America in 1980... New York Times all-East selection as senior, also named all-East Defensive Player of the Year... holds degree in industrial technology.



PERSONAL: Attended Long Branch (N.J.) High School...taught photography at East Orange (N.J.) High School before joining Stars...has worked with Benson Management Company as a dealership trainee with designs of owning or managing a car dealership following football career...for the third straight year, held a one-day, charity football camp, proceeds which went to benefit the Boys and Girls Club of New Orleans...has also formed "Sports for Charities Organization"...married (Melanie) with two sons (Sam III 5/20/78 and Marcus 6/16/83) and daughter (Larissa 3/15/83)...family lives in Kenner...full name is Samuel Davis Mills, Jr.

GAMES STARTED/PLAYED: (1986, 13/16); (1987, 12/12); (1988, 16/16); (1989, 15/16); (1990, 14/16); (1991, 16/16); (1992, 16/16). Totals 102/108.

PLAYOFF GAMES STARTED/PLAYED: (1987, 1/1); (1990, 1/1); (1991, 1/1); (1992, 1/1). Totals 4/4.

Year	TACKLES			SACKS		FUMBLES RECOVERED		
	Tkl	Asst	Tot.	No.	Yards Lost	No.	Yards	TD
1986	69	23	92	None		1	0	0
1987	41	17	58	None		3	0	0
1988	77	28	105	None		3	0	0
1989	80	15	95	3	19	1	0	0
1990	101	11	112	0.5	2	1	0	0
1991	79	23	102	1	7	3	0	0
1992	96	34	130	3	21	3	76	1
Totals	543	151	694	7.5	49	15	76	1
Playoffs								
1987	6	3	10	None		None		
1990	12	0	12	None		None		
1991	4	1	5	1	7	None		
1992	5	3	8	None		None		
Totals	27	8	35	1	7	0	0	0

Additional Stats: Forced Fumbles: 1986, 1; 1987, 1; 1989, 2; 1990, 2; 1991, 2; 1992, 4. Passes Defensed: 1986, 4; 1987, 2; 1988, 2; 1989, 2; 1990, 3; 1991, 8; 1992, 2. Interceptions: 1991, 2-13 yards; 1992, 1-10 yards.

Career-Highs

Tackles: 19 vs. Buffalo, 12/20/92 Sacks: 1, 7 different times
Solo Tackles: 15 vs. Buffalo, 12/20/92 Fumbles Recovered: 1, 15 different times

HOME SWEET HOME

Since 1986 the Saints have posted a regular season record of 37-18 (.673) at the Superdome, including a 12-4 mark over the last two seasons. Since the Saints moved to the Superdome in 1975, they have compiled a home record of 62-75. Their overall home register stands at 87-105-1, including games at Tulane Stadium (1967-1974).



22 BRAD MUSTER

Fullback Year With Saints: 1 Year in NFL: 6

Ht: 6-4 Wt: 235 College: Stanford

Born: April 11, 1965 at Novato, California

Joined Saints: Unrestricted Free Agent (Chicago), 1993

PRO: Originally drafted in the first round (4th running back, 23rd overall) of the 1988 draft. Signed by the Saints as an unrestricted free agent from Chicago 4/19/93. Big back who possesses good speed and excellent hands. Stands in 13th spot on the Bears' alltime rushing list with 2,014 yards. Is in 18th position with 169 receptions and 24th with 1,623 receiving yards. Contract runs through 1995 with no option. **1992** — Started all 16 games at fullback, the first time since 1989 he had done that...was second on the club in rushing, fourth in receiving...rushed for a season-high 96 yards on 10 carries, including a touchdown, vs. Atlanta 9/27...35-yard run in that game marked a career-long...also caught three passes for 51 yards in the 41-31 victory, giving him a career-high 147 total yards from scrimmage...caught three passes for 61 yards, including a 44-yarder for a TD vs. Giants 9/21...hauled in five passes for 64 yards at Cleveland 11/29...led Bears in rushing three times in '92. **1991** — Pulled a hamstring in the fourth preseason game and was inactive for the first two regular season contests...saw limited action weeks 3-4, was inactive again the following two weeks...had only 100-yard rushing day of his career when he compiled 101 yards and a TD on 15 carries at Indianapolis 11/17...pulled a hamstring again the next week and was inactive at Detroit 11/28...came back the next week, vs. Green Bay 12/8, and rushed for a pair of TDs for the only time in his career. **1990** — Was second on team in rushing with 664 yards, first in receptions with 47 and third in receiving yards with 452...started 15 of the games in which he played, received game ball on seven occasions...carried 14 times for 90 yards vs. Minnesota 9/23, rushed 12 times for a season-high 99 yards at Phoenix 10/28...notched rushing TDs in three straight games (8-10)...caught a season-high seven passes for 50 yards vs. Detroit 12/2, grabbed five passes for a career-high 93 yards vs. Tampa Bay 12/23, also rushed for 50 yards in the Bucs game, giving him a season-high 143 total yards from scrimmage...rushed for 71 yards on 12 carries in playoff game vs. Saints 1/6. **1989** — Finished second on club in rushing, third in scoring and receptions, and seventh in receiving yards...ran 10 times for a season-high 73 yards and a TD, caught three passes for 11 yards and a TD at Detroit 9/24...scored the initial rushing TD of his career in the Lions game...caught a season-high six passes for 68 yards at Green Bay 11/5. **1988** — Was the fourth-leading rusher and fifth-top receiver on the Bears as a rookie...first pro TD came on a 40-yard screen pass at Tampa Bay 11/20...rushed for a season-high 70 yards on 14 attempts at Detroit 10/9.

COLLEGE: Was the PAC 10 Offensive Player-of-the-Year as a junior, and a first-team all-PAC 10 choice as a sophomore for the Cardinal...averaged 147.1 all-purpose yards per game his junior season, when he rushed for 1,053 yards and 12 TDs, and caught 61 passes for 565 yards...broke school and conference record as a sophomore with 78 receptions for 654 yards...in four years rushed for 2,940 yards and 27 TDs on 686 attempts, and caught 194 passes for 1,669 yards and six scores...holds degree in economics.



PERSONAL: Starred in football and basketball at San Marin (Calif.) High School... was the co-player of the year in the North Bay (San Francisco) area as a senior... married (Vicki) with daughter (Kelli 12/29/89)... makes offseason home in Santa Rosa, California... full name is Brad William Muster.

GAMES STARTED/PLAYED: (1988, 0/16); (1989, 16/16); (1990, 15/16); (1991, 11/11); (1992, 16/16). Totals 58/75.

PLAYOFF GAMES STARTED/PLAYED: (1988, 0/2); (1990, 2/2); (1991, 1/1). Totals 3/5.

Year	RUSHING					RECEIVING			
	No.	Yds.	Avg.	LG	TD	No.	Yds.	LG	TD
1988 (Chicago)	44	197	4.5	15	0	21	236	40t	1
1989 (Chicago)	82	327	4.0	20	5	32	259	25	3
1990 (Chicago)	141	664	4.7	28	6	47	452	48	0
1991 (Chicago)	90	412	4.6	24	6	35	287	21	1
1992 (Chicago)	98	414	4.2	35	3	34	389	44t	2
Totals	455	2014	4.4	35	20	169	1623	44t	7


Playoffs

1988	7	14	2.0	9	0	1	9	9	0
1990	16	79	4.9	28	0	5	42	20	0
1991	5	25	5.0	9	0	None			
Totals	28	118	4.2	28	0	6	51	20	0

Additional Stats: Passing: 1992, 0-1, 1 INT. Kickoff Returns: 1988, 3-33 yards, 15 Long. Fumbles: 1988, 1; 1989, 2; 1990, 3; 1992, 2.

Career-Highs

Rushes: 15 at Indianapolis, 11/17/91 Receptions: 7 vs. Detroit, 12/2/90
Yards Rushing: 101 at Ind., 11/17/91 Yards Receiving: 93 vs. Tampa Bay, 12/23/90
Long Run: 35 vs. Atlanta 9/27/92 Long Reception: 48 vs. Tampa Bay, 12/23/90
TDs Rushing: 2 vs. Green Bay, 12/8/91



86 PATRICK NEWMAN

Wide Receiver Year With Saints: 3 Year in NFL: 4
Ht: 5-11 Wt: 189 College: Utah State
Born: September 10, 1968 at Memphis, Tennessee
Joined Saints: Free Agent (Plan B), 1991

PRO: Originally drafted in the 10th round by Minnesota in 1990 (249th overall). Signed by the Saints as a Plan B free agent during 1991 offseason. Spent the entire 1990 season on Minnesota's injured reserve list with an ankle injury. Contract runs through 1993 with an option year. **1992** — Played in the first three games of the season before being waived 9/22...re-signed 11/11, and played in the final seven contests...used primarily as a punt returner, brought back 23 on the year for a 6.9-



yard average, including a 7.9-yard norm on 17 returns over the last seven games... in first four games back, posted a 9-yard average on 11 returns...also caught three passes for 21 yards on the year, including two for 13 yards vs. Chicago 9/13... returned three punts for a 10-yard average with a long of 18 vs. Miami 11/29, averaged 10.7 yards on three returns, including a long of 13 vs. Buffalo 12/20...registered four stops on special teams. **1991** — Spent first nine weeks of season on practice roster, activated 11/9 and played in each of the final seven contests, primarily on special teams...caught three passes for 33 yards, all at San Francisco 12/1 when Saints were with only four healthy wide receivers...also recorded three tackles on special teams.

COLLEGE: Was a three-year starter for the Aggies, finished as the school's second alltime leading receiver with 145 catches for 2,221 yards and 17 touchdowns... was a second-team all-Big West Conference selection his final two years...majored in sociology.

PERSONAL: Was an all-league and all-state wide receiver and safety at Lincoln Senior High School in San Diego, California...resides in San Diego during offseason with wife (Sherida) and son (Patrick Marquis 9/2/91)...full name is Edward Patrick Newman.

GAMES STARTED/PLAYED: (1991, 0/7); (1992, 0/10). Totals 0/17.


PLAYOFF GAMES STARTED/PLAYED: (1991, 0/1); (1992, 0/1). Totals 0/2.

Year	RECEIVING					PUNT RETURNS					
	No.	Yds.	Avg.	LG	TD	No.	FC	Yds.	Avg.	LG	TD
1991	3	33	11.0	14	0	None					
1992	3	21	7.0	8	0	23	10	158	6.9	18	0
Totals	6	54	9.0	14	0	23	10	158	6.9	18	0

Playoffs

1992	None					3	1	31	10.3	15	0
------	------	--	--	--	--	---	---	----	------	----	---

Additional Stats: Kickoff Returns: 1992, 3-20.7 avg., 29 Long. Fumbles: 1992, 2.



70 CHRIS PORT

Guard/Tackle Year With Saints: 3 Year in NFL: 3
Ht: 6-5 Wt: 290 College: Duke
Born: November 2, 1967 at Wanaque, New Jersey
Joined Saints: Draft Choice No. 12, 1990

PRO: Selected in 12th round (320th overall in the 1990 draft). Waived 9/3/90, signed to practice roster 10/1/90, spent remainder of '90 season on practice squad. Has the versatility to play both tackle and guard spots. Is a solid pass protector. Contract runs through 1993 with no option. **1992** — Did not start, but played in every contest with time at both left and right tackle...saw extended action at RT in second half vs. Washington 11/23, with injury to Stan Brock...started at RG in playoff



game vs. Philadelphia 1/3, with Derek Kennard sidelined with a sprained ankle. **1991** — With injuries to right guards Steve Trapilo and Kennard, Chris proved to be a valuable asset and pleasant surprise... dressed but did not play in the first two games of the season, saw brief action in third contest... learned on-the-job, exhibited good techniques and an understanding of the system... assumed duties as starting right guard for fourth game, vs. Minnesota 9/22, following injury to Kennard, opened at that spot the next 11 weeks... left game early vs. San Francisco 11/10 with shoulder injury, came back to start following week... sprained an ankle at Dallas 12/8, did not start but saw limited action in the final two regular season contests... started at RG in the playoff game, vs. Atlanta 12/28.

COLLEGE: A four-year starter for the Blue Devils, started 43 of the 44 games in which he played at left tackle... a first-team all-Atlantic Coast Conference pick as a senior when he graded out at 90% in all 11 games... played in Senior Bowl and Hula Bowl... holds degree in history.

PERSONAL: Was an all-state choice at Don Bosco Prep in Wanaque, New Jersey... member of state championship teams as a sophomore and junior... serves as a spokesman for the Boys and Girls Club of New Orleans... married (Adrienne)... lives in Mandeville... full name is Christopher Charles Port.

GAMES STARTED/PLAYED: (1991, 11/14); (1992, 0/16). Totals 11/30.
PLAYOFF GAMES STARTED/PLAYED: (1991, 1/1); (1992, 1/1). Totals 2/2.



66 TOOTIE ROBBINS

Tackle Year With Saints: 1 Year in NFL: 12
Ht: 6-5 Wt: 315 College: East Carolina
Born: June 2, 1958 at Windsor, North Carolina
Joined Saints: Unrestricted Free Agent (Green Bay), 1993

PRO: Signed as an unrestricted free agent from Green Bay 5/14/93. Was originally the fourth-round draft choice (90th overall, 7th offensive lineman) by St. Louis in 1982. Played with the Cardinals through the 1991 season before being traded to the Packers 1/30/92 for a 1992 sixth-round draft choice. With the exception of injuries, has been in the starting lineup since his rookie season of 1982. Contract runs through 1995 with no option. **1992** — Opened all 15 games in which he played at right tackle... did not play at Tampa Bay 9/13 due to a shoulder injury. **1991** — Started 15 games at right tackle, did not open season finale, vs. Saints 12/22. **1990** — Opened all 16 contests at right tackle, despite suffering an ankle sprain in the 10th game of the season. **1989** — Started all nine games in which he played, did not play in the other seven due to injuries... twisted a knee in the season-opener, at Detroit 9/10, and was on injured reserve for the next six games... missed game vs. Denver 12/17 with a ligament sprain in his elbow suffered the previous week. **1988** — Started the first 15 games of the season at right tackle, was on injured reserve for season finale, vs. Green Bay 12/18, with a shoulder injury which required offseason surgery to repair a minor rotator cuff tear. **1987** — Started at right tackle in all 14 games in which he played. **1986** — Played in 12 contests, all five starts came in the




final five games of the season... was under a roster exemption for season-opener after signing late... missed weeks 9 and 10 with an ankle injury. **1985** — Opened the first eight games of the year at right tackle, extending string of consecutive starts to 33... a pulled hamstring in week 9 caused him to miss four of the final seven games. **1984** — Started all 16 games at right tackle, the first time in his career he had done that... finished the year having started 25 straight games. **1983** — Played in 13 games with 11 starts, including the final nine despite a nagging hamstring injury. **1982** — Opened all nine games in rookie season, unseated Dan Dierdorf as the club's starting right tackle, prompting Dierdorf's move to center... one of two rookie tackles to start every game for the Cardinals, as Luis Sharpe opened on the left side... also started at right tackle spot in the Cardinals' first-round playoff loss at Green Bay... earned a spot on numerous all-Rookie teams, including Pro Football Weekly, Football Digest and PFWA.

COLLEGE: Was a three-year letterman at right tackle for the Pirates... was an AP second-team All-America selection as a senior in 1981... played in the Blue-Gray game and the Japan Bowl... majored in physical education.

PERSONAL: Was a two-way starter at Bertie County High School in Windsor, North Carolina... was an all-state choice in both football and basketball... Tootie, the son of an eastern North Carolina sharecropper, would be in the fields harvesting tobacco by 7 a.m. each day... was given the name Tootie by his mother as an infant. Tootie was the name of his childhood babysitter... married (Shaneeta) with son Barret (1/27/90)... family resides in Phoenix... full name is James Elbert Robbins.

GAMES STARTED/PLAYED: (1982, 9/9); (1983, 11/13); (1984, 16/16); (1985, 11/12); (1986, 5/12); (1987, 14/14); (1988, 15/15); (1989, 9/9); (1990, 16/16); (1991, 15/16); (1992, 15/15). Totals 136/147.

PLAYOFF GAMES STARTED/PLAYED: (1982, 1/1).



83 TORRANCE SMALL

Wide Receiver Year With Saints: 2 Year in NFL: 2
Ht: 6-3 Wt: 201 College: Alcorn State
Born: September 6, 1970 at Tampa, Florida
Joined Saints: Draft Choice No. 5, 1992

PRO: Selected by the Saints in the fifth round (138th player overall, 11th wide receiver) in the 1992 draft. Was chosen with choice from Detroit for WR Brett Perriman. Possesses excellent hands, size and strength. Contract runs through 1993 with an option. **1992** — Made final roster, but was waived 9/3 and signed to the practice roster... activated back to 47-man roster 9/19, and played in the final 13 games of the season, including a pair of starts... finished the year fourth on the team with 23 receptions for 278 yards and three TDs... reception total was third among NFL rookies, and was the most by a Saints rookie since Eric Martin caught 35 for 522 yards and four TDs in 1985... caught four passes for 29 yards in first career game, vs. San Francisco 9/27... hauled in two for 55 yards, including a career-long 33-yarder, vs. Tampa Bay 11/1... caught a career-high five for 55 yards, including a 22-yarder for his first career touchdown, at San Francisco 11/15... had four receptions for a career-high 58 yards, including a 27-yarder for a score, vs. Buffalo 12/20.



COLLEGE: Finished his career as Alcorn's top alltime receiver with 140 catches for 2,527 yards and 16 touchdowns... was a first team all-SWAC choice as a senior when he hauled in a school-record 55 passes for 1,068 yards and seven TDs... was also an all-SWAC selection as a sophomore with 47 catches for 926 yards and nine scores... saw punt return duty as a junior and brought back 29 for a 7.6-yard average... majored in education.

PERSONAL: Was an all-district and all-conference wide receiver at Thomas Jefferson High School in Tampa, where he also lettered in basketball and track... single... spent offseason in New Orleans participating in offseason conditioning program... full name is Torrance Ramon Small.

GAMES STARTED/PLAYED: (1992, 2/13).


PLAYOFF GAMES STARTED/PLAYED: (1992, 0/1).

Year	No.	RECEIVING			
		Yds.	Avg.	LG	TD
1992	23	278	12.1	33	3
Playoffs					
1992	1	6	6.0	6	0

Career-Highs

Receptions: 5 at San Francisco, 11/15/92 Long Reception: 33 vs. Tampa Bay, 11/1/92

Yards Receiving: 58 vs. Buffalo, 12/20/92 Receiving TDs: 1, 3 different times



99 JOEL SMEENGE

Linebacker Year With Saints: 4 Year in NFL: 4
Ht: 6-5 Wt: 250 College: Western Michigan
Born: April 1, 1968 at Holland, Michigan
Joined Saints: Draft Choice No. 3, 1990

PRO: The 71st player selected in the 1990 draft, the second of four defensive linemen taken by the Saints. Began career as a lineman, moved to outside linebacker spot following rookie season. Has an excellent burst of speed and pass rushing ability. Contract expired in 1992, subject to developments. **1992** — Playing time increased as he familiarized himself with outside linebacker spot... tallied three tackles on defense, tied for seventh on club with four stops on special teams, including two at Philadelphia 9/6... suffered a broken hand at New England 11/8, was inactive for the next four weeks, played the final four games with a cast... saw extensive action in second half of season finale, at Jets 12/26, replacing an injured Pat Swilling... came up with a pair of tackles including 1/2 a sack for 2.5 yards lost, the first time in his career he has participated in a sack. **1991** — Went to training camp as a defensive end, was converted to outside linebacker during camp... saw limited duty at that spot, played regularly on special teams unit where he tallied two tackles... was inactive vs. Atlanta 11/24, dressed but did not play at Dallas 12/8. **1990** —



Saw limited action in rookie season, played primarily in passing situations, accounted for one tackle... majority of playing time came as a special teamer where he served on field goal defense unit... did not get into playoff game at Chicago 1/6.

COLLEGE: Finished four-year career with 37 sacks, set school records for caused fumbles (18) and tackles for loss (66)... was the first player in MAC history to garner all-conference honors three straight years... an honorable mention All-America as a senior when he tallied 14 sacks... majored in criminal justice...

PERSONAL: Was an honorable mention all-state choice and Athlete-of-the-Year as a senior at Hudsonville High School in Grand Rapids, Michigan... lettered in football, basketball and track... single... spent offseason in Jenison, Michigan... full name is Joel Andrew Smeenge.

GAMES STARTED/PLAYED: (1990, 0/15); (1991, 0/14); (1992, 0/11). Totals 0/40.

PLAYOFF GAMES STARTED/PLAYED: (1991, 0/1); (1992, 0/1). Totals 0/2.

Year	TACKLES			SACKS		FUMBLES RECOVERED		
	Tkl	Asst	Tot.	No.	Yards Lost	No.	Yards	TD
1990	1	0	1	None		None		
1991	2	0	2	None		1	0	0
1992	5	2	7	0.5	2.5	1	0	0
Totals	8	2	10	0.5	2.5	2	0	0



37 JIMMY SPENCER

Cornerback Year With Saints: 2 Year in NFL: 2
Ht: 5-9 Wt: 180 College: Florida
Born: March 29, 1969 at Manning, South Carolina
Joined Saints: Free Agent, 1992

PRO: Selected by Washington in the eighth round (215th overall) of the 1991 draft. Spent the entire '91 season on the Redskins' practice squad. Contract runs through 1993 with no option. **1992** — Saw considerable action on defense in first pro season, played in nickel and dime packages... registered 38 tackles, was tied for fourth with nine passes defended... also tied for fourth with five stops on special teams unit... started four games on the year, all when Saints opened with five or six DBs... recorded a season-high six tackles vs. Chicago 9/13... came up with six tackles, including one on kickoff coverage, vs. Buffalo 12/20... defended two passes in win over Miami 11/29.

COLLEGE: Was a three-year letterman for the Gators, started every game his senior year and tallied 29 tackles and an interception... also blocked two kicks and one punt on special teams... majored in sociology.

PERSONAL: Was a first-team all-state choice at Glades Central High School in Belle




Glade, Florida... also played quarterback there and threw for 1,137 yards and seven touchdowns as a senior... was selected by a committee appointed by former Florida Governor Bob Martinez to attend a youth leadership conference at the University of Tampa in 1986... single... spent most of offseason in Kenner participating in conditioning program... full name is James Arthur Spencer, Jr.

GAMES STARTED/PLAYED: (1992, 4/16).

PLAYOFF GAMES STARTED/PLAYED: (1992, 0/1).

Year	TACKLES		
	Tkl	Asst	Tot.
1992	37	6	43
Playoffs			
1992	2	0	2

Additional Stats: Passes Defensed: 1992, 9. Fumbles Recovered: 1992, 1.



49 TOMMIE STOWERS

Tight End Year With Saints: 2 Year in NFL: 2

Ht: 6-3 Wt: 240 College: Missouri

Born: November 18, 1966 at Kansas City, Missouri

Joined Saints: Free Agent, 1992

PRO: Was originally the 11th-round draft choice (283rd overall) of the San Diego Chargers in 1990 and released in camp. Played with Orlando of the World League in 1991 and 1992. Signed with the Kansas City Chiefs during the '92 offseason, but was waived before camp started. A converted running back who is still learning the techniques at tight end. Contract runs through 1993 with no option. **1992** — Signed by the Saints 7/29 following injuries to Frank Wainright and John Tice... made the final roster, but was waived 9/19 and signed to the practice roster 9/21... activated to 47-man roster 9/26, waived 10/30, signed to practice roster 11/2 and signed to active roster 11/23, after Tice was placed on injured reserve with a shoulder injury... played in 12 games overall, mostly in three-tight end sets and on special teams, caught four passes for 23 yards, recorded three tackles on special teams.

COLLEGE: Finished his career as Missouri's fourth alltime leading rusher with 2,077 yards and nine touchdowns on 468 carries... led the Tigers in rushing his final two years... also caught 37 passes for 401 yards... holds degree in marketing.

PERSONAL: Rushed for 845 yards and 13 touchdowns as a senior at Hickman Mills High School in Kansas City... ranked fourth in the state in kickoff returns as a junior... makes home in Lee's Summit, Missouri... single... full name is Tommie D. Stowers, Jr.

GAMES STARTED/PLAYED: (1992, 0/12).

PLAYOFF GAMES STARTED/PLAYED: (1992, 0/1).



Year	No.	RECEIVING			
		Yds.	Avg.	LG	TD
1992	4	23	5.8	8	0



29 KEITH TAYLOR

Safety Year With Saints: 2 Year in NFL: 5

Ht: 5-11 Wt: 206 College: Illinois

Born: December 21, 1964 at Camden, New Jersey

Joined Saints: Plan B Free Agent (Indianapolis), 1992

PRO: Originally selected by the Saints in the fifth round (134th overall) of the 1988 draft. Was among final cuts, and signed by Indianapolis near end of '88 season. Has ability to play either strong or free safety spot. Has never missed a game in NFL career. Contract runs through 1993 with no option. **1992** — Proved to be a valuable asset on special teams and defense... tied for fourth on club with five tackles on special teams unit... took over starting spot at strong safety following season-ending knee injury to Brett Maxie, at San Francisco 11/15... played primarily in six DB alignments through first ten games of season... made first start as a Saint vs. Washington 11/23, and came up with a pair of tackles and two passes defensed... both interceptions on the year came in consecutive weeks, vs. Atlanta 12/3 and at Rams 12/13... finished the year with 18 tackles on defense, a pair of interceptions, five passes defensed, and a forced fumble... recorded a season-high four tackles at San Francisco 11/15. **1991** — Started 10 of the 16 games in which he played at free safety after opening season as backup at strong safety... recorded 50 tackles on defense and six more on special teams... also recovered a fumble and defensed two passes. **1990** — Opened all 16 contests at strong safety in his first year as a starter... was fourth on club with 104 tackles, also chipped in with six stops on kick-off coverage unit... intercepted two passes, defensed 10 passes, forced a fumble and recovered one on the season... registered 11 tackles vs. Jets 11/18... blocked a PAT at Cincinnati 11/25. **1989** — Played in all 16 contests as a nickel back and on special teams... led team with seven interceptions (tied for 3rd in NFL), set a new club mark with 225 return yards... yardage total also led NFL and was 10th highest seasonal total in league history... had an 80-yard touchdown return vs. Buffalo 10/8, and a 77-yard return vs. Cleveland 12/10 to set up late TD in eventual overtime victory... intercepted a pair of passes in the Bills' game... was named AFC Defensive Player-of-the-Week at Cincinnati 10/22 when he picked off two passes and forced a fumble... ranked third on club with 14 stops on special teams, including four vs. San Diego 11/26. **1988** — Signed by the Colts as a free agent 11/30 after being released by the Saints in training camp (8/30)... played the final three games of the season, primarily on special teams where he made three tackles... registered a tackle and two passes defensed on defense.

COLLEGE: Tallied 83 tackles, 12 passes defensed and seven interceptions in his four years at Illinois... played cornerback for the Illini, missed most of 1985 with a leg injury sustained during offseason, sat out 1984 with a broken neck suffered in a car accident... was an honorable mention all-Big Ten choice by UPI as a senior... played in Blue-Gray game... majored in accounting.



PERSONAL: Attended Pennsauken (N.J.) High School, where he was a prep All-America in football and an all-conference selection in track... brother, John, is a wide receiver for the San Francisco 49ers... married (Kim) with son (Kerry 2/20/89)... family resides in Indianapolis... full name is Keith Gerard Taylor.

GAMES STARTED/PLAYED: (1988, 0/3); (1989, 0/16); (1990, 16/16); (1991, 10/16); (1992, 4/16). Totals 30/67. Totals with Saints 4/16.

PLAYOFF GAMES STARTED/PLAYED: (1992, 1/1).

Year	TACKLES			INTERCEPTIONS			
	Tkl	Asst	Tot.	No.	Yds.	LG	TD
1988 (Indianapolis)	4	0	4	None			
1989 (Indianapolis)	22	14	36	7	225	80t	1
1990 (Indianapolis)	78	32	110	2	51	40	0
1991 (Indianapolis)	35	21	56	0	-2	-	0
1992	20	3	23	2	20	20	0
Totals	159	70	229	11	294	80t	1


Playoffs

1992 2 0 2 None

Additional Stats: Passes Defensed: 1988, 2; 1989, 5; 1990, 10; 1991, 2; 1992, 5. Fumbles Recovered: 1990, 1; 1991, 1. Forced Fumbles: 1989, 1; 1990, 1; 1992, 1. Blocked Kicks: 1990, 1 PAT.

Career-Highs

Tackles: 11 vs. Jets, 11/18/90 Interceptions: 2 vs. Buffalo, 10/8/89
Solo Tackles: 8 vs. Jets, 11/18/90 2 at Cincinnati, 10/22/89
Long INT Return: 80t vs. Buffalo, 10/8/89



97 RENALDO TURNBULL

Linebacker Year With Saints: 4 Year in NFL: 4

Ht: 6-4 Wt: 250 College: West Virginia

Born: January 5, 1966 at St. Thomas, Virgin Islands

Joined Saints: Draft Choice No. 1, 1990

PRO: The 14th player and fourth defensive lineman selected in the 1990 draft. Has exhibited excellent strength, has also been timed at 4.62 in the 40-yard dash. Spent first two years in NFL at end spot was moved to linebacker in 1992. Contract runs through 1993 with no option. **1992** — Majority of action came on special teams, where he recorded three tackles... saw increased action at outside linebacker spot as he familiarized himself with the position, after being moved there during training camp... was credited with six tackles and 1.5 sacks on defense... had only full sack vs. Miami 11/29... was inactive for final two regular season games with a sore hamstring. **1991** — Playing time came strictly as a reserve along defensive front, but played a significant role in Saints' rotating line scheme... recorded 20 tackles, a sack,



a fumble recovery and a forced fumble... registered a career-high five stops vs. Chicago 10/27, tallied lone sack of season vs. Atlanta 11/24... was inactive in playoff game vs. Atlanta 12/28 with groin injury suffered in season finale, at Phoenix 12/22. **1990** — Started six of 16 contests in his rookie season, opened at left end in games 8-10 for an injured Wayne Martin, started at right end weeks 14-16... finished second among defensive linemen with 31 tackles (26 solo)... set a club rookie mark (8, Rickey Jackson) and tied for the league-lead among rookies (Raiders' Aaron Wallace) with nine sacks (55 yards lost)... registered a pair of sacks and a forced fumble in his first NFL start, at Cincinnati 11/4... tallied four tackles and two sacks in win at Rams 12/9... also turned in a two-sack effort in key victory at San Francisco 12/23... came up with Saints only two sacks of the day in playoff game at Chicago 1/6... was an all-rookie selection by PFWA, UPI, College and Pro Football Newsweekly and Football Digest.

COLLEGE: Set Mountaineers sack record with 22, including 20 over his last two seasons... was a first team all-ECAC choice as a senior when he tallied 60 tackles, eight sacks and 19 tackles for loss... was an honorable mention All-America choice as a junior when he recorded a team-high 12 sacks, the second-highest figure in school history... registered a pair of sacks in the Senior Bowl where he was named the game's defensive MVP... holds degree with a major in communications and a minor in computer science.

PERSONAL: Was an all-scholastic and all-conference performer at receiver and linebacker at Charlotte Amalie High School in hometown of St. Thomas, Virgin Islands... also lettered in basketball and track... hobbies include exotic salt water fish... spends time during offseason working with Boys Town of New Orleans... spent part of last offseason pursuing MBA at Tulane... also has plans to create college scholarship for underprivileged student in The Virgin Islands... married (Thea)... spent offseason in New Orleans... full name is Renaldo Antonio Turnbull.

GAMES STARTED/PLAYED: (1990, 6/16); (1991, 0/16); (1992, 0/14). Totals 6/46.

PLAYOFF GAMES STARTED/PLAYED: (1990, 1/1); (1992, 0/1). Totals 1/2.

Year	TACKLES			SACKS	
	Tkl	Asst	Tot.	No.	Yards Lost
1990	26	5	31	9	55
1991	17	3	20	1	1
1992	8	1	9	1.5	13
Totals	51	9	60	11.5	69
Playoffs					
1990	2	0	2	2	12
1992	None			None	
Totals	2	0	2	2	12

Additional Stats: Fumbles Recovered: 1990, 1; 1991, 1. Forced Fumbles: 1990, 1; 1991, 1. Passes Defensed: 1990, 1.



Career-Highs

Tackles: 5 vs. Chicago, 10/27/91 Sacks: 2 at Cincinnati, 11/4/90
Solo Tackles: 4 at Washington, 11/18/90 2 at Rams, 12/9/90
4 vs. Chicago, 10/27/91 2 at San Francisco, 12/23/90



88 FLOYD TURNER

Wide Receiver Year With Saints: 5 Year in NFL: 5
Ht: 5-11 Wt: 188 College: Northwestern Louisiana
Born: May 29, 1966 at Shreveport, Louisiana
Joined Saints: Draft Choice No. 6, 1989

PRO: Selected in the sixth-round (159th player overall) in the 1989 draft. After four seasons Floyd has made his mark as a vital member of the Saints' wide receiver corps. Possesses good hands, and fine speed and leaping ability, has a 33-inch vertical jump, has exhibited flashes as a big play receiver. Contract expired in 1992, subject to developments. **1992** — Was looking forward to another big year after having his best season as a pro in 1991...suffered a fractured femur when hit by Maurice Douglass while returning a punt, vs. Chicago 9/13...was operated on 9/18, spent good portion of regular season, and offseason rehabilitating...prior to injury, had accounted for five receptions for 43 yards, and had caught a pass in 21 straight games. **1991** — Turned in finest season of three-year NFL career, second on team, 10th in NFC with 64 receptions, led club with 927 yards and eight touchdowns...eight scores tied Eric Martin's total from 1989 for second-most receiving TDs by a Saints' receiver (9, Henry Childs in 1977)...caught nine passes for a career-high 179 yards and two touchdowns, including a 65-yarder for a score from Bobby Hebert, vs. Chicago 10/27...the 179 yards marked the second-highest figure ever by a Saint (Wes Chandler, 6-205 vs. Atlanta 9/2/79)...grabbed a career-high 10 passes for 132 yards and two TDs at San Francisco 12/1...10-yard TD catch with 1:11 to play proved to be game-winner in 27-24 decision in season-opener, vs. Seattle 9/1...tallied four receptions for 90 yards and a pair of scores, including a 47-yarder at the end of the first half to propel Saints to 27-6 win at Atlanta 9/29...caught at least two passes in all 16 contests. **1990** — Continued to progress in second season as he saw increased playing time...played primarily in three and single wide receiver sets...finished third on club with 21 receptions for 396 yards...18.9-yard average led team, four touchdowns receiving were second behind Eric Martin's five...grabbed a season-high three passes for 58 yards, including a 45-yarder for a TD from Steve Walsh, Walsh's first touchdown pass as a Saint, vs. Cleveland 10/14...hauled in a career-long 68-yarder for a score, from John Fourcade at Atlanta 10/7...accounted for Saints first score in big win against Rams 12/31, with a 26-yard TD reception. **1989** — Was having a steady rookie season until a fractured forearm on the first play from scrimmage at Detroit 12/3, forced him on injured reserve for the remainder of the campaign...with the exception of the Lions' game, caught a pass in all but one game (at New England 11/12)...fifth on club, eighth among NFL rookies with 22 receptions for 279 yards and a TD...had three games with three catches, including three for 73 yards and a 54-yard TD grab at Rams 10/22...started only game of season at Green Bay 9/17, replacing an injured Eric Martin...utilized primarily as the Saints' third wide out in four wide receiver sets.



COLLEGE: A four-year starter, Floyd finished career as the Demons' alltime reception leader with 98 catches for 1,725 yards (17.6) and 9 TDs, breaking the old record previously held by the 49ers' Odessa Turner (no relation)...was a I-AA All-America selection as a senior when he hauled in 37 passes for 680 yards and four scores...played in Blue-Gray Classic...demonstrated toughness as a freshman, was hit by a train on August 7, but was back on the practice field August 19 to claim a starting spot...earned degree in business administration.

PERSONAL: Lettered in football, basketball and baseball at Mansfield (La.) High School...all-district and honorable mention all-state receiver as a senior...active with the Boys and Girls Club of New Orleans...married (Veronica)...lives in Metairie...full name is Floyd Turner, Jr.

GAMES STARTED/PLAYED: (1989, 1/13); (1990, 0/16); (1991, 4/16); (1992, 2/2). Totals 7/47.

PLAYOFF GAMES STARTED/PLAYED: (1990, 0/1); (1991, 0/1). Totals 0/2.

Year	No.	RECEIVING			LG	TD
		Yds.	Avg.			
1989	22	279	12.7	54t	1	
1990	21	396	18.9	68t	4	
1991	64	927	14.5	65t	8	
1992	5	43	8.6	18	0	
Totals	112	1645	15.0	68t	13	
Playoffs						
1990	1	6	6.0	6	0	
1991	5	75	15.0	26t	1	
Totals	6	81	13.5	26t	1	

Additional Stats: Rushing: 1989, 2-8 yards, 6 Long. Fumbles: 1989, 1; 1991, 1; 1992, 2.

Career-Highs

Receptions: 10 at San Francisco, 12/1/91 Long Reception: 68t at Atlanta, 10/7/90
Receiving Yards: 179 vs. Chicago, 10/27/91
TDs: 2, 3 different times



87 FRANK WAINRIGHT

Tight End Year With Saints: 3 Year in NFL: 3
Ht: 6-3 Wt: 245 College: Northern Colorado
Born: October 10, 1967 at Peoria, Illinois
Joined Saints: Draft Choice No. 8, 1991

PRO: Selected in the eighth-round (210th player overall) of the 1991 draft. Big tight end who has added considerable size and strength since joining Saints. Contract expired in 1992, subject to developments. **1992** — Became a more integral part of offense with year of experience under his belt, played in 13 games, including four



starts, three as part of a two-tight end set... was inactive the first game of the season, did not play in the second with a partial tear of the medial collateral ligament in his knee sustained during training camp, also did not play at Detroit 10/4 with a back injury... nine receptions for 143 yards was tied for eighth on club and second among tight ends... hauled in two passes for 30 yards with a long of 22 vs. Phoenix 10/18, caught two for 42 with a career-long 29-yarder vs. Atlanta 12/3... also played on special teams where he served as long snapper on punts, was backup snapper on placements... contributed seven tackles on special teams, including three at New England 11/8. **1991** — Spent the first two weeks of the season on the practice roster, was activated for third game, vs. Rams 9/15, with knee injury to Greg Scales... played in 14 games, as part of three-tight end sets and on special teams... started at San Diego 11/17 and at San Francisco 12/1 when Saints opened with three tight ends... caught only pass of season (3 yards) vs. Tampa Bay 10/20... had key block to spring Dalton Hilliard loose for 65-yard TD run at Atlanta 9/29... registered three tackles on special teams unit.

COLLEGE: Started career as a defensive back, was switched to tight end where he was an all-North Central Conference selection his junior and senior seasons... finished his four years with 86 receptions for 981 yards and nine touchdowns, including a career-high 31 for 386 yards as a senior, when he also returned 13 kickoffs for a 23.4-yard average... majored in business.

PERSONAL: Began high school career in Peoria, Illinois, where he lettered in football, basketball and baseball... moved to Colorado where he was a two-time all-city and all-conference selection in his two years at Pomona High School in Arvada... married (Stacie)... lives in Kenner... full name is Frank Wesley Wainright.

GAMES STARTED/PLAYED: (1991, 2/14); (1992, 4/13). Totals 6/27.

PLAYOFF GAMES STARTED/PLAYED: (1991, 0/1); (1992, 0/1). Totals 0/2.

Year	No.	RECEIVING			LG	TD
		Yds.	Avg.			
1991	1	3	3	3.0	0	
1992	9	143	29	15.9	0	
Totals	10	146	29	14.6	0	

Career-Highs

Receptions: 2 at Phoenix, 10/18/92 Yards Receiving: 42 vs. Atlanta, 12/3/92
2 vs. Atlanta, 12/3/92 Long Reception: 29 vs. Atlanta, 12/3/92

SAINTS DRAFT TRIVIA

In 26 college drafts (1967-93), the Saints have selected 393 players from 151 different colleges and universities.

BY POSITIONS: 60 running backs, 51 linebackers, 46 wide receivers, 43 cornerbacks, 32 guards, 30 safeties and tackles, 28 defensive ends, 23 defensive tackles, 21 tight ends, 13 quarterbacks, 8 centers, 5 punters and 3 kickers.

BY COLLEGE: 11 from Southern Cal; 10 from Nebraska, 8 from Michigan, Missouri, Oklahoma and *Tulane; 7 from Notre Dame; 6 from LSU and Tennessee; 5 from Colorado, Florida, Georgia, Houston, Minnesota, Mississippi, Ohio State, Pittsburgh, San Diego State, Southern, Tulsa, Virginia, West Virginia and Washington State.

*Bart Graves (1971), Steve Barrios (1972), Rusty Lachaussee (1972), Tommy Thibodeaux (1974), Mike Truax (1974), Charles Hall (1975), Marvin Lewis (1982), Treg Songy (1985).



4 STEVE WALSH

Quarterback Year With Saints: 4 Year in NFL: 5
Ht: 6-3 Wt: 204 College: Miami (Fla.)
Born: December 1, 1966 at St. Paul, Minnesota
Joined Saints: Trade (Dallas), 1990

PRO: Originally the first pick in the 1989 supplemental draft by Dallas. Acquired by the Saints from the Cowboys September 25, 1990 for New Orleans' #1 and #3 draft choices in 1991, and a conditional #2 in 1992. Contract expired in 1992, subject to developments. 3,608 career passing yardage with Saints is sixth on club's alltime list. **1992** — Did not see any regular season game action for first time in NFL career... was declared as third quarterback for 14 contests, dressed but did not play in the other two. **1991** — First action of season came when he subbed for an injured Bobby Hebert late in second quarter at Philadelphia 10/13... hit on 8 of 17 for 96 yards and a TD in 13-6 win over the Eagles... started following week vs. Tampa Bay, and completed 19 of 31 in 23-7 win... started six straight games after Hebert reinjured shoulder vs. Chicago 10/27... threw for a career-high 317 yards on 25 of 42 passing, including two TDs at San Francisco 12/1... connected for a season-best 66.7% with a career-high 26 completions at Dallas 12/8... tossed touchdowns in seven of the eight games in which he played, including a pair on three occasions. **1990** — Played in one game with Dallas before arriving in New Orleans, completed 4 of 9 passes for 40 yards... with Saints, hit on 175 of 327 passes for 1,970 yards, 12 touchdowns and 13 interceptions... relieved John Fourcade vs. Cleveland 10/14, in first action as a Saint, and made good on 15 of 26 for 243 yards and a career-high three TDs in Saints' win... hooked up with Floyd Turner for a 45-yard score, and Eric Martin for a 58-yard completion, both career-longs... in first start as a Saint (at Houston 10/21), completed 22 of 39 passes for a season-high 292 yards and a touchdown... 70.4% completion mark (19 of 27) vs. Detroit 10/28, marked a career-best, and his 23 completions (38 atts.) at Washington 11/18, tied a career-high up to that point. **1989** — Played in eight games, started five for an injured Troy Aikman with the Cowboys... completed 110 of 219 passes for 1,371 yards, five touchdowns and nine interceptions... was the starter in the Cowboys' only victory of 1989, a 13-3 decision at Washington 11/5... connected on 10 of 30 passes for 142 yards in the win... turned in best performance vs. San Francisco 10/15, when he hit on 23 of 36 for 294 yards and a touchdown... tied a Dallas record with 49 pass attempts vs. Phoenix 10/29... threw first pro TD, a 27-yarder to Herschel Walker, vs. Giants 10/1.

COLLEGE: A two-year starter for the Hurricanes (1987-88), Steve led Miami to a 12-0 record and a national championship in 1987... in those two seasons, Miami posted a 23-1 mark... in his career, Walsh completed 410 of 690 passes for 5,369 yards and 48 touchdowns... named first team All-America in 1988 by AP, ESPN and the Football Writers Association... earned degree in finance.

PERSONAL: Played football, basketball and baseball at Creton High School in hometown of St. Paul, Minnesota... was a USA TODAY prep Academic All-America, and the Minneapolis-St. Paul Metro football player of the year in 1984... younger brother, Chris, who also played at Creton, is a redshirt freshman quarterback at the University of Miami... father, Bill, also played quarterback at Creton... married (Lara) with



daughter (Haille Larissa 3/5/93)...family resides in Kenner...full name is Stephen John Walsh.

GAMES STARTED/PLAYED: (1989, 5/8); (1990, 11/13); (1991, 7/8); (1992, 0/0). Totals 23/29. Totals with Saints 18/20.

PLAYOFF GAMES STARTED/PLAYED: (1990, 1/1).

Year	PASSING							RUSHING			
	Att.	Comp.	Yds.	Int.	LG	TD	No.	Yds.	LG	TD	
1989 (Dallas)	219	110	1371	9	46	5	6	16	14	0	
1990 (Dallas)	9	4	40	0	20	0	1	0	0	0	
1990 (N.O.)	327	175	1970	13	58	12	19	25	18	0	
1991	255	141	1638	6	41	11	8	0	3	0	
1992	Did not Play										
Totals	810	430	5019	28	58	28	34	41	18	0	


Playoffs

1990 16 6 74 1 36 0 None

Additional Stats: Sacked: 1989, 11-84 yards; 1990, 10-76 yards; 1991, 3-26 yards. Fumbles: 1989, 3; 1990, 5; 1991, 2.

Career-Highs

Attempts: 49 at Phoenix, 11/12/89
 Completions: 26 at Dallas, 12/8/91
 Comp. Pct: 70.4% vs. Detroit, 10/28/90
 Yards Passing: 317 at S.F.; 12/1/91
 Long Pass: 58 vs. Cleveland, 10/14/90
 TDs Passing: 3 vs. Cleveland, 10/14/90
 Interceptions: 3 vs. Detroit, 10/28/90
 Rushes: 3, 5 different times
 Yards Rushing: 14 vs. S.F., 10/15/89
 Long Run: 14 vs. S.F., 10/15/89



73 FRANK WARREN

Defensive End Year With Saints: 12 Year in NFL: 12
Ht: 6-4 Wt: 290 College: Auburn
Born: September 14, 1959 at Birmingham, Alabama
Joined Saints: Draft Choice No. 3a, 1981

PRO: Was the first of two third-round choices by the Saints in the 1981 draft (57th overall). Has played in 165 contests in his career, tied for fifth on club's alltime list. 52 career sacks (335 yards lost) is third in Saints' record book. Has never missed a game in his career as a result of an injury. Contract runs through 1993 with no option. **1992** — Started all 16 games at right end, the third straight season in which he has been active that he has opened every contest...finished second among linemen with 33 tackles and four sacks...also forced a fumble, recovered one and batted away two passes...was credited with five tackles, two sacks and a forced fumble in season-opener, at Philadelphia 9/6...recorded five stops at Phoenix 10/18...fumble recovery at Detroit 10/4 led to Saints only touchdown in 13-7 victory. **1991** — Was reinstated by NFL, came to training camp and earned a starting spot at right end, where he opened all 16 contests...was third on club, first among defensive linemen with seven sacks for 43 yards lost...also registered 27 tackles, a forced fumble and



a pass defended on the year...recorded a season-high five tackles and 2.5 sacks (18 yards lost) and was awarded the defensive game ball vs. Tampa Bay 10/20...returned a Wayne Martin blocked punt 37 yards for a touchdown at San Diego 11/17, his third career score...tallied a pair of quarterback drops in playoff game vs. Atlanta 12/28, had four sacks against Falcons during year, with one in each regular season game. **1990** — Sat out season after being suspended by NFL. **1989** — Started all 16 games at left end, on his way to finest season as a pro...led Saints linemen with 50 tackles (45 solo), and 9.5 sacks for 76 yards lost, which was second on club...also registered a career-high four passes defended...tallied a career-best three sacks (29 yards lost) in big Monday night win over Philadelphia 12/18...tallied a pair of sacks and a season-high seven tackles vs. Rams 11/26. **1988** — Earned a fulltime starting assignment for first time in his career, opening the final 12 contests at left end...tied a career-high with 23 tackles, recorded a sack and a fumble recovery. **1987** — Serving as the "fourth man" in the Saints' 3-4 lineup, Frank turned in a good season with six sacks for 30 yards lost...was used primarily in pass rush situations, but played various positions on the line, and spelled teammates during long drives...special teams play was a plus, blocked a field goal in season-opening win over Cleveland 9/13...tallied 20 tackles and forced a fumble on the year. **1986** — Had biggest sack season of his career up to that point, as he dropped quarterbacks 8.5 times...accounted for a pair of sacks twice, at St. Louis 11/6 and at Minnesota 12/21...played in every game, batted away three passes and recovered three fumbles on the season. **1985** — Tallied 5.5 sacks for 34 yards lost...showed speed when he received a lateral and scored from 50 yards out at Atlanta 10/20...made spectacular play against San Francisco 12/15, blocked a field goal, scooped it up and scored from 42 yards out...had four sacks against the Rams, two on the road 11/3 and two at the Superdome 12/1...registered 23 tackles. **1984** — Played in all 16 games, which included three starts...was credited with four sacks, three passes defended and 18 tackles on the season...had two sacks at Giants 12/15. **1983** — Recorded 16 tackles and two sacks in 16 games...picked off a pass at Dallas 9/25 for only career interception...also defended two passes and recovered a fumble on the year. **1982** — Tallied one sack in nine-game, strike-shortened campaign. **1981** — Saw action in all 16 contests during rookie season in which he had 3.5 sacks, including a pair vs. Cincinnati 10/25.

COLLEGE: Was an AP honorable mention All-America and an AP first-team all-Southeastern Conference pick as a senior in 1980, when he led the team in sacks...was also a 60-foot plus shot putter for the Tigers track team, finished second in the SEC indoor shot in 1978...played in Blue-Gray game, East-West Shrine Game and Senior Bowl...majored in distributive education.

PERSONAL: Attended Phillips High School in Birmingham, Alabama...lettered four times in football and track, twice in basketball and wrestling...was senior class president...served as a spokesman for the Boys and Girls Club of New Orleans...married (Cathy) with son (Adam 11/25/75) and daughter (Ebony 7/14/81)...lives in Kenner...full name is Frank William Warren III.

GAMES STARTED/PLAYED: (1981, 0/16); (1982, 1/9); (1983, 1/16); (1984, 3/16); (1985, 0/16); (1986, 0/16); (1987, 0/12); (1988, 12/16); (1989, 16/16); (1991, 16/16); (1992, 16/16). Totals 65/165.



PLAYOFF GAMES STARTED/PLAYED: (1987, 0/1); (1991, 1/1); (1992, 1/1).
Totals 2/3.

Year	TACKLES			SACKS		FUMBLES RECOVERED		
	Tkl	Asst	Tot.	Number	Yards Lost	No.	Yards	TD
1981	16	4	20	3.5	29	1	0	0
1982	5	0	5	1	7	None		
1983	12	4	16	2	7	1	0	0
1984	15	3	18	4	36	None		
1985	18	5	23	5.5	34	1	50	1
1986	14	2	16	8.5	46	3	0	0
1987	17	3	20	6	30	None		
1988	18	5	23	1	6	1	0	0
1989	45	5	50	9.5	76	1	0	0
1991	18	9	27	7	43	None		
1992	25	8	33	4	21	1	0	0
Totals	203	48	251	52	335	0	50	1


Playoffs

1987	1	0	1	1	5	None		
1991	4	2	6	2	7	None		
1992	2	0	2	None		None		
Totals	7	2	9	3	12	0	0	0

Additional Stats: Forced Fumbles: 1981, 2; 1983, 1; 1984, 1; 1986, 1; 1987, 1; 1991, 1; 1992, 1. Interceptions: 1983, 1-6 yards. Passes Defensed: 1981, 2; 1982, 1; 1983, 2; 1984, 3; 1985, 3; 1986, 3; 1987, 2; 1988, 1; 1989, 4; 1991, 1; 1992, 1. Blocked Kicks: 1985, 1 FG - returned 42 yards for TD; 1987, 1 FG. Returned blocked punt 37 yards for TD at San Diego 11/17/91.

Career-Highs

Tackles: 7 vs. Rams, 11/26/89 Sacks: 3 vs. Philadelphia, 12/18/89
Solo Tackles: 6 at San Francisco, 11/6/89
6 vs. Rams, 11/26/89



94 JIM WILKS

Nose Tackle/Def. End Year With Saints: 13 Year in NFL: 13
Ht: 6-5 Wt: 275 College: San Diego State
Born: March 12, 1958 at Los Angeles, California
Joined Saints: Draft Choice No. 12, 1981

PRO: Has gone on to long and successful career after being selected in the 12th round (305th overall) of the 1981 draft. Is the oldest Saint, born eight days before Rickey Jackson. Played first eight seasons at defensive end before making the switch to nose tackle for 1989 season. 49 career sacks (354 yards) is fourth on the club's all-time list, while his 175 games played is tied for third with Jackson. Contract expired in 1992, subject to developments. **1992** — For second straight season, served as co-



captain on defense along with Jackson... started at nose tackle in season-opener, at Philadelphia 9/6, and registered a season-high six tackles and a fumble recovery... suffered a sprained knee in practice the following week, and was inactive the next four games... came back to start vs. Rams 10/11, and tallied four stops... picked up first sack of season the following week, at Phoenix... also had sacks vs. Tampa Bay 11/1, vs. Miami 11/29 and at Jets 12/26... sack at Jets was the 57th by the Saints, establishing a new club record... accounted for 28 tackles on the year, including four sacks, a fumble recovery and a forced fumble. **1991** — Served as co-captain on defense along with Jackson, led linemen in tackles for second straight season, with 41... also tallied a pair of sacks (18 yards lost) on the year... had a season-high five tackles vs. Atlanta 11/24, at Dallas 12/8 and at Phoenix 12/22... did not start vs. Atlanta 11/24 when Saints opened in dime package. **1990** — Started 15 games, 1-2 and 13-14 at nose tackle, 3-12 at right end and the final contest at left end... was inactive at San Francisco 12/23 with a sprained ankle suffered previous week against Pittsburgh... played sparingly final week vs. Rams because of the injury... finished fourth on team with 5.5 sacks for 38 yards lost, including two vs. Tampa Bay 11/11... was first among defensive linemen with 34 tackles (29 solo)... continued to serve on field goal defense team, blocked a 37-yard Al Del Greco field goal attempt vs. Phoenix 9/23, the fourth block of his career. **1989** — Continued to serve as one of the Saints' most steady defensive linemen despite playing nose tackle spot on a fulltime basis for first time... started 15 contests, final game of season at end as Saints began with only two linemen... did not start at Detroit 12/3 as Saints started with two linemen... second among linemen with four sacks for 24 yards lost and 41 tackles (39 solo)... knocked down a pass, forced a fumble and blocked a Mike Lansford 22-yard field goal attempt vs. Rams 11/26... had a season-high four solo tackles on three occasions (at Tampa Bay 9/24, at New England 11/12, vs. Rams 11/26). **1988** — Continued to establish himself as one of most consistent members of Saints' defensive line, started all 16 games, only Saints' DL to do so... started first 14 contests at right end, final two at nose tackle in place of an injured Tony Elliott, marked the sixth time he had started all regular games... finished season with 3.5 sacks for 25 yards lost and 57 tackles (36 solo), both highs for Saints' DL... credited with 1.5 sacks vs. Tampa Bay 9/25. **1987** — Turned in another solid season, had 5.5 sacks for 34 yards lost... made 30 tackles, 20 solo hits... recovered one fumble, returned it 10 yards at Cincinnati 12/20... had best game vs. Giants 11/22, registered 2.5 sacks for 20 yards lost in big Saints win. **1986** — Played in every game, started 15... teamed with Johnnie Poe to block a 33-yard Ray Wersching FG attempt vs. San Francisco 11/2... had 52 total tackles (39 solo), one sack... missed start (vs. Atlanta 9/7) was his first since 1982 (55 games)... lone sack of season came vs. New England 11/30. **1985** — Started all 16 games for third straight year... played some at nose tackle once again... tallied 2.5 sacks for 14 yards lost, including 1.5 in a 23-21 win over Philadelphia, 10/6. **1984** — Turned in second best sack year of his career with 7.5 for 60 yards lost... had big game at Atlanta 11/11 when he had 2.5 sacks for 22 yards lost in Saints win... blocked a 42-yard Ray Wersching FG attempt at San Francisco 9/16... made a career-best 10 tackles (6 solo) vs. Atlanta 9/2 and vs. Green Bay 11/4 (5 solo)... saw some action at nose tackle. **1983** — Experienced best sack year of his career when he had eight for 60 yards lost... sacked Eagle QBs 3.5 times for 22 yards lost at Philadelphia 12/11... tallied nine tackles (6 solo) and two sacks for 18 yards lost in 34-31 overtime win vs. Chicago, 9/18. **1982** — Started eight of nine contests, totaled 27 tackles, 22 solo, with two sacks for 10 yards lost, defended a pass, forced a fumble...



inactive at Chicago 9/19 with a knee injury... made seven tackles (5 solo) vs. Tampa Bay 12/5. **1981** — Played in all 16 games during rookie campaign... made 32 tackles, 24 solo, with 3.5 sacks for 38 yards lost... recorded two sacks for 22 yards lost at St. Louis 12/6, registered 1.5 for 16 yards lost at Rams 11/8... also recovered a pair of fumbles and defended a career-high three passes on the season.

COLLEGE: Team captain and honorable mention all-Western Athletic Conference selection in 1980... had solid season in 1980 after rash of injuries kept him out of 1979 regular lineup... transferred to San Diego State after being named junior college All-America at Pasadena Community College in 1977... majored in business.

PERSONAL: Attended Pasadena (California) High School... high school All-America selection in football... one of eleven children... married (Andrea) with son (Jeremy 6/16/85) and daughters (Jahaan 3/6/88 and Jillian Rae 3/31/91)... lives in Altadena, California in offseason... full name is Jimmy Ray Wilks

GAMES STARTED/PLAYED: (1981, 0/16); (1982, 8/8); (1983, 16/16); (1984, 16/16); (1985, 16/16); (1986, 15/16); (1987, 12/12); (1988, 16/16); (1989, 15/16); (1990, 15/15); (1991, 15/16); (1992, 9/12). Totals 153/175.

PLAYOFF GAMES STARTED/PLAYED: (1987, 1/1); (1990, 1/1); (1991, 1/1); (1992, 1/1). Totals 4/4.

Year	TACKLES			SACKS		FUMBLES RECOVERED		
	Tkl	Asst	Tot.	Number	Yards Lost	No.	Yards	TD
1981	24	8	32	3.5	38	2	0	0
1982	22	5	27	2	10	None		
1983	47	16	63	8	60	1	0	0
1984	47	24	71	7.5	60	1	0	0
1985	41	13	54	2.5	14	None		
1986	39	13	52	1	9	1	0	0
1987	20	10	30	5.5	34	1	10	0
1988	36	21	57	3.5	25	1	0	0
1989	39	2	41	4	24	None		
1990	29	5	34	5.5	38	None		
1991	30	11	41	2	18	None		
1992	22	6	28	4	24	1	4	0
Totals	396	134	530	49	354	8	14	0

Playoffs

1987	2	3	5	0.5	5.5	None		
1990	2	0	2	None		None		
1991	2	0	2	None		None		
1992	3	2	5	None		None		
Totals	9	5	14	0.5	5.5	0	0	0

Additional Stats: Forced Fumbles: 1981, 1; 1982, 1; 1986, 1; 1988, 2; 1989, 2; 1992, 1. Passes Defensed: 1981, 3; 1982, 1; 1984, 2; 1985, 1; 1988, 2; 1989, 2; 1990, 1. Blocked Kicks: 1984, 1 FG; 1986, 1 FG; 1989, 1 FG; 1990, 1 FG.



Career-Highs

Tackles: 10 vs. Atlanta, 9/2/84
vs. Green Bay, 11/4/84

Solo Tackles: 8 at St. Louis, 12/6/81
Sacks: 3.5 at Philadelphia, 12/11/83



90 JAMES WILLIAMS

Linebacker Year With Saints: 4 Year in NFL: 4

Ht: 6-0 Wt: 230 College: Mississippi State

Born: October 10, 1968 at Natchez, Mississippi

Joined Saints: Draft Choice No. 6b, 1990

PRO: The second of three linebackers selected by the Saints in the 1990 draft. The second pick in the sixth round (158th player overall), with a choice obtained from Minnesota through Dallas and the Raiders. Tough competitor, is one of strongest players on team. Contract runs through 1993 with no option. **1992** — With both Vaughan Johnson and Sam Mills remaining healthy, James found it tough getting on the field in '92... saw limited time, playing in certain defensive sets on defense, where he tallied five tackles, including two vs. San Francisco 9/27... led team with 11 tackles on special teams, with a season-high three at New England 11/8... missed entire second half vs. Buffalo 12/20 with a sore quadricep. **1991** — Saw role increased with injuries at inside linebacker to Johnson and Mills, played in all 16 contests with four starts, all for an injured Johnson at RILB... first career start came in season-opener, vs. Seattle 9/1, responded with five tackles and a forced fumble... also opened for Johnson in games 8-10, came up with a career-high seven tackles, including his first career sack, vs. Chicago 10/27... also recorded six tackles vs. San Francisco 11/10... was third on club with eight stops on special teams. **1990** — Playing time came strictly as a member of special teams unit, where he accounted for one tackle... inactive for games 11-12 with a sprained ankle sustained at Washington 11/18.

COLLEGE: Finished career as the Bulldogs alltime leading tackler with 448... registered 157 stops as a senior, and 163 junior year when he was an honorable mention All-America pick by The Sporting News and AP... earned a spot at starting inside linebacker as a sophomore... majored in fitness management.

PERSONAL: Was an All-South State, Mississippi All-Star and all-district performer as a senior at North Natchez (Miss.) High School... married (Resell)... spent offseason in New Orleans taking part in offseason conditioning work... full name is James Edward Williams.


GAMES STARTED/PLAYED: (1990, 0/14); (1991, 4/16); (1992, 0/16). Totals 4/46.

PLAYOFF GAMES STARTED/PLAYED: (1990, 0/1); (1991, 0/1); (1992, 0/1). Totals 0/3.



Year	TACKLES			SACKS	
	Tkl	Asst	Tot.	No.	Yards Lost
1990	1	0	1	None	
1991	23	6	29	1	6
1992	14	2	16	None	
Totals	38	8	46	1	6

Additional Stats: Fumbles Recovered: 1991, 1. Forced Fumbles: 1991, 2.



18 WADE WILSON

Quarterback Year With Saints: 1 Year in NFL: 13

Ht: 6-3 Wt: 206 College: East Texas State

Born: February 1, 1959 at Greenville, Texas

Joined Saints: Unrestricted Free Agent (Atlanta), 1993

PRO: Originally selected by Minnesota in the eighth round (seventh quarterback, 210th player overall) in the 1981 draft. Released by the Vikings just prior to 1992 training camp, and signed by Atlanta. Signed by the Saints as an unrestricted free agent from the Falcons 4/12/93. Stands in top spot on the Vikings' alltime chart in average gain per attempt (7.29), is second in completion percentage (55.8), third in passing rating (73.4), attempts (1,665), completions (929), yards (12,135) and touchdowns (66). Has thrown for 300 yards 10 times in his career, including seven with the Vikings. Contract runs through 1995 with no option. **1992** — Played in nine games, started the final three... came in for Billy Joe Tolliver in fourth quarter at Saints 12/3, completed 5 of 10 for 71 yards and a TD... started the final three games of the season and passed for over 300 yards in each: 19-26-0, 324 yards, 5 TDs at Tampa Bay 12/13, 30-41-0, 340 yards, 2 TDs vs. Dallas 12/21 and 31-47-2, 374 yards, 3 TDs at Rams 12/27... five touchdowns in 35-7 win over Bucs marked a career-high and a Falcons' single-game record... 31 completions and 47 attempts in season finale at Rams each marked a career-best... overall in last three games, hit on 80 of 114 (70.2%) for 1,038 yards with 10 TDs and 2 INTs. **1991** — Started the first five games of the season before giving way to Rich Gannon for the final 11... hit on 72 of 122 (59%) for 825 yards with three TDs and 10 INTs on the year. **1990** — Played in only six games as a result of injuries... opened the season as the starting quarterback, injured his right thumb in game three (at Chicago 9/23) and missed the following seven games... in second game back, at Tampa Bay 12/16, played only the second half but completed 24 of 39 for 374 yards, including a career-long 75-yarder for a TD to Hassan Jones... started the following week and connected on 11 of 19 for 162 yards with a TD and an INT before separating his shoulder. **1989** — Started 12 of the 14 games in which he played, led the club in pass attempts, completions, yards and TDs for the third consecutive year... injured a finger in week four, vs. Tampa Bay 10/1, underwent surgery and did not start again until week nine... hit on 23 of 38 for a season-high 308 yards at Green Bay 11/26, threw for 303 yards and a pair of TDs vs. Cincinnati 12/25... had a season-high 42 attempts at Chicago 9/17... led team in rushing with 55 yards on eight carries at Tampa Bay 11/12. **1988** — Made his first Pro Bowl appearance after leading the NFC with a



QB rating of 91.5... was named NFC Offensive Player-of-the-Month for November when he connected on 73 of 112 (65.1%) for 1,009 yards with five TDs and two INTs as the Vikings went 4-0... was 28 of 35 for a career-high 391 yards with two TDs and an INT vs. Detroit 11/6... 80% completion mark in that game is second-best in Minnesota history... hit on 14 straight in that game, also second in team history... was named NFC Offensive Player-of-the-Week at Tampa Bay 10/23 when he completed 22 of 30 for 335 yards and three TDs... missed two games with a separated shoulder. **1987** — Led team in every passing category... was named NFC Offensive Player-of-the-Week at Rams 9/20 when he threw 17 of 38 for 285 yards and three TDs, including a 41-yard game-winner to Hassan Jones with less than a minute to play... had three TDs two other times: vs. Detroit 9/13 and vs. Chicago 12/6... 263 yards rushing ranks eighth for Viking QBs in a season... led team in rushing twice: 8-55 at Detroit 12/20 and 10-75 vs. Washington 12/26... completed 20 of 34 for 298 yards with two TDs in playoff win at San Francisco. **1986** — Played in nine games, including three starts for an injured Tommy Kramer... was named NFC Offensive Player-of-the-Week vs. Saints when he completed 24 of 39 for 361 yards and three TDs in season finale, 12/21. **1985** — Played in four games with one start, at Philadelphia 12/1... with Minnesota trailing the Eagles 23-0 with 8:23 to play, Wilson threw three TDs, including a pair to Anthony Carter in the final four minutes to lead the Vikings to a 28-23 victory for the greatest comeback in club history. **1984** — Started five of the eight games in which he played... had best game vs. Tampa Bay 11/4 when he hit on 24 of 36 for 236 yards. **1983** — Played in just one game, the season finale, and completed 16 of 28 for 124 yards in a 20-14 victory vs. Cincinnati 12/17. **1982** — Was active for all nine games but did not see action. **1981** — Played in three games, was active for 16... first NFL appearance came vs. Raiders 9/14 when he subbed for an injured Steve Dils, completed 6 of 10 for 48 yards in that game.

COLLEGE: Lettered four years, including three as a starter at East Texas... was an NAIA All-America as a senior and led the Lone Star Conference in passing and total offense, and was named the Lone Star's MVP... in four years for the Lions, completed 338 of 668 for 4,414 yards and 32 TDs... also served as punter as a freshman, and averaged 38.5 yards... majored in business management.

PERSONAL: Played quarterback at Commerce (Texas) High School... has his real estate license and his SEC-series seven registration... has worked during the off-season as a financial consultant for Merrill-Lynch in Dallas... devotes much time to the American Diabetes Association... enjoys racquetball and golf... married (Kathy) with sons (Travis Wade 2/21/90 and Hayden 5/8/93)... family resides in Dallas... full name is Charles Wade Wilson.

GAMES STARTED/PLAYED: (1981, 0/3); (1982, 0/0); (1983, 1/1); (1984, 5/8); (1985, 1/4); (1986, 3/9); (1987, 7/12); (1988, 10/14); (1989, 12/14); (1990, 4/6); (1991, 5/5); (1992, 3/9). Totals 51/85.

PLAYOFF GAMES STARTED/PLAYED: (1987, 2/3); (1988, 2/2); (1989, 1/1). Totals 5/6.



Year	PASSING						RUSHING			
	Att.	Comp.	Yds.	Int.	LG	TD	No.	Yds.	LG	TD
1981 (Minn.)	13	6	48	2	22	0	None			
1982 (Minn.)	None						None			
1983 (Minn.)	28	16	124	2	36	1	3	-3	-	0
1984 (Minn.)	195	102	1019	11	38	5	9	30	12	0
1985 (Minn.)	60	33	404	3	42t	3	None			
1986 (Minn.)	143	80	1165	5	39	7	13	9	13	1
1987 (Minn.)	264	140	2106	13	73t	14	41	263	38	5
1988 (Minn.)	332	204	2746	9	68t	15	36	136	15	2
1989 (Minn.)	362	194	2543	12	50	9	32	132	23	1
1990 (Minn.)	146	82	1155	8	75t	9	12	79	24	0
1991 (Minn.)	122	72	825	10	46t	3	13	33	15	0
1992 (Atlanta)	163	111	1368	4	60t	13	15	62	12	0
Totals	1828	1040	13503	79	75t	79	174	741	38	9

Playoffs

1987	93	50	730	2	63	5	12	63	12	0
1988	75	40	508	2	46	2	8	3	6	0
1989	17	9	84	2	19	0	3	29	11	0
Totals	185	99	1322	6	63	7	23	95	12	0

Additional Stats: Sacked: 1981, 2-19 yards; 1983, 3-22 yards; 1984, 20-159 yards; 1985, 4-28 yards; 1986, 13-94 yards; 1987, 26-194 yards; 1988, 33-227 yards; 1989, 27-194 yards; 1990, 15-90 yards; 1991, 8-42 yards; 1992, 8-58 yards. Punting: 1986, 2-38-yard average, 46 Long. Fumbles: 1981, 2; 1983, 1; 1984, 2; 1986, 3; 1987, 3; 1988, 4; 1989, 5; 1990, 3; 1991, 3.

Career-Highs

Attempts: 47 at Rams, 12/27/92
 Completions: 31 at Rams, 12/27/92
 Comp. Pct: 80% vs. Detroit, 11/6/88
 Yards Passing: 391 vs. Detroit, 11/6/88
 Long Pass: 75t at Tampa Bay, 12/16/90

TDs Passing: 5, at Tampa Bay, 12/13/92
 Interceptions: 5 vs. Denver, 10/26/87
 Rushes: 10 vs. Washington, 12/26/87
 Yards Rushing: 75 vs. Washington, 12/26/87
 Long Run: 38 vs. Washington, 12/26/87

SAINTS TRAINING CAMPS

1967-1969 — Cal Western University, San Diego, Calif.
 1970 — Bowling Green University, Bowling Green, Ohio
 1971-1973 — Southern Mississippi University, Hattiesburg, Miss.
 1974, 1976-1984 — Dodgertown. Vero Beach, Fla.
 1975 — Nicholls State University, Thibodaux, La.
 1985 — Louisiana Tech University, Ruston, La.
 1986-1987 — Southeastern Louisiana University, Hammond, La.
 1988-1993 — University of Wisconsin-La Crosse, La Crosse, Wis.



92 DE MOND WINSTON

Linebacker Year With Saints: 4 Year in NFL: 4

Ht: 6-2 Wt: 239 College: Vanderbilt

Born: September 14, 1968 at Birmingham, Alabama

Joined Saints: Draft Choice No. 4, 1990

PRO: The first of three linebackers selected by the Saints in the 1990 draft, taken in the fourth round (98th player overall). Smart player with excellent strength. Contract runs through 1993 with no option. **1992** — Returned to action after undergoing intense rehabilitation from reconstructive knee surgery... played in 15 of 16 games, mainly on special teams where he finished second with nine tackles... had three stops at Detroit 10/4 when he was awarded the game ball in the kicking game... also tallied two tackles at Philadelphia 9/6... saw extended action on defense late in game at Rams 12/13, recorded one tackle... underwent arthroscopic knee surgery following the season. **1991** — Spent entire season on injured reserve, tore the anterior cruciate ligament in his knee in preseason game vs. Green Bay 8/10, underwent reconstructive surgery 8/20... rehabilitation started during season and continued into offseason. **1990** — Saw most of playing time on special teams unit where he tied for seventh on club with four stops, including a pair at Cincinnati 11/4... only playing time on defense came on one series vs. Rams 12/31, for an injured Sam Mills.

COLLEGE: Began college career as a defensive end before being moved to inside linebacker for junior season... an all-SEC pick as a senior when he led the Commodores with 169 tackles and five sacks... an honorable mention AP All-America as a junior with 122 tackles, and a second team Academic All-America as a sophomore with 76 tackles and four sacks... played in Blue-Gray game... earned degree in electrical engineering.

PERSONAL: Was a first team all-state choice as a senior at Lansing (Mich.) Catholic Central High School... lettered one year in wrestling, two in football and four in track... was an honor roll student for four years and a member of the National Honor Society... earned his MBA at Tulane in 1992... spent offseason in New Orleans... single... full name is Edward DeMond Winston.

GAMES STARTED/PLAYED: (1990, 0/16); (1992, 0/15). Totals 0/31.


PLAYOFF GAMES STARTED/PLAYED: (1990, 0/1); (1992, 0/1). Totals 0/2.

Year	TACKLES		
	Tkl	Asst	Tot.
1990	4	0	4
1992	8	3	11
Totals	12	3	15



ROAF

1993 Saints Rookies (Draft Choices)




SMITH

1A - WILLIAM ROAF, Tackle, 6-4 299 Louisiana Tech


The first offensive lineman and the eighth overall pick in the 1993 NFL draft, a choice obtained from Detroit for linebacker Pat Swilling... is the first player ever from Louisiana Tech to be selected by the Saints, and the first player from a Louisiana college to be taken by the Saints in the first round... possesses a combination of excellent size, strength and speed, has been clocked at 4.82 in the 40-yard dash... in 1992, his first season at right tackle, started every game and graded out at over 87% for the run and 93% for the pass, and yielded just one sack all season... was a finalist for the Outland Trophy, and was named to numerous All-America teams... was an all-Southern Independent selection as a junior when he opened every contest at left tackle, also started every game at left tackle as a sophomore... was coached at Tech by former Eagles and Saints offensive lineman Pete Perot... played in the Hula Bowl and the East-West Shrine Game... majored in physical education... attended Pine Bluff (Arkansas) High School... was an all-district choice in football, and also lettered on the school's basketball team... ran for a touchdown on a tackle-eligible play his senior season... born April 18, 1970 in Pine Bluff, Arkansas.

1B - IRV SMITH, Tight End, 6-3 246 Notre Dame

The first tight end and the 20th player chosen overall in the 1993 draft, a pick acquired from Phoenix, through San Francisco, in an exchange of first-round choices... blocking has been his forte, but also has excellent hands... did not break into the Irish starting lineup until his senior season, had served as backup for Derek Brown, the Giants' first-round pick in 1992, his first three seasons... responded in 1992 with 23 receptions for 301 yards and two touchdowns, and was a consensus All-America... as a junior caught seven passes for 90 yards and a career-high three touchdowns... one of those scores went for 58 yards against Indiana as Smith dragged a host of would-be tacklers the final 25 yards into the end zone... played in every game as a freshman and sophomore, primarily on special teams... played in the Senior Bowl... also played three seasons for the Irish baseball team, and was selected by the Houston Astros in the 1992 draft... brother, Ed, is an infielder at the AA level in the Milwaukee Brewers' farm system... graduated with a marketing degree from Notre Dame... starred at Pemberton Town-



FREEMAN



NEAL

ship (New Jersey) High School, where he played tight end, linebacker and safety... also lettered in basketball and baseball, and was an all-county choice in both sports... born October 13, 1971 at Trenton, New Jersey.

RECEIVING


Year	Rec.	Yards	Avg.	LG	TD
1989	1	6	6.0	6	0
1990	2	15	7.5	9	0
1991	7	90	12.9	58t	4
1992	23	300	13.0	38	2
Totals	33	411	12.5	58t	6

2 - REGGIE FREEMAN, Linebacker, 6-1 233 Florida State

Selected with the 53rd pick overall in the draft... was the sixth linebacker chosen, and the second from Florida State, as Marvin Jones was the first linebacker taken in the draft, in the fourth overall slot to the New York Jets... has excellent speed (4.57 in the 40), strength (415-pound bench press) and pass coverage ability, projects as an outside linebacker with the Saints... as a senior, started all 12 games and tallied 45 tackles, including eight sacks... also played on almost every special teams unit for the Seminoles... started the first ten games of his junior season, and registered a career-high 57 tackles... also had six sacks and three forced fumbles... recorded 13 tackles and a sack as a sophomore in limited action as a backup at defensive tackle, the only season he played that spot... was a reserve at strongside outside linebacker as a freshman, when he tallied 25 tackles and a pair of sacks... redshirted his first year at Florida State... played in the Senior Bowl... earned his degree in criminology... served an internship with the Tallahassee Police Department two years ago... was a Class 3A second team choice at Clewiston (Florida) High School, where he played defensive end and tight end... also lettered on a track team that won a pair of state titles... born May 8, 1970 at Clewiston, Florida.

4A - LORENZO NEAL, Fullback, 5-11 228 Fresno State

The 89th overall selection in the draft, a pick obtained from Detroit in exchange for linebacker Pat Swilling... was the 11th running back taken in the draft, and the first player from Fresno State ever to be taken by the Saints



**BROWN**

in the draft... as a fullback, possesses excellent blocking, running, receiving skills, has been timed at 4.7 in the 40-yard dash... was coached at Fresno by Kelly Skipper, son of Saints running backs coach, Jim... in four years for the Bulldogs, rushed for 2,405 yards and 27 touchdowns on 487 carries, and finished his career as the school's second alltime leading rusher... also caught 59 passes for 500 yards and two touchdowns... as a senior he rushed for a career-high 988 yards and 10 TDs on 184 carries, and was a first-team all-Western Athletic Conference choice... rushed for a career-high 196 yards on 21 attempts in the 1992 season-opener, against Pacific... as a senior, had two 100-yard rushing games, and a pair of 90-yard performances... was a first-team all-Big West Conference pick as a junior, with 837 yards rushing and eight TDs on 195 attempts, and a career-high 25 receptions for 155 yards and a TD... first moved into the starting lineup in the second game of his sophomore season, and responded with 580 yards rushing and nine TDs on 108 attempts... had a pair of 100-yard rushing games in his first year of college ball, after sitting out in 1989... participated in the Japan Bowl, the Hula Bowl and the East-West Shrine Game... also starred on the Bulldogs wrestling team, and was an All-America selection as a junior when he won the WAC heavyweight title and finished seventh in the NCAA Championships... majored in criminology... earned all-state honors at fullback and linebacker at Lemoore (California) High School... born December 27, 1970 at Hanford, California.

Year	RUSHING					RECEIVING			
	Atts.	Yards	Avg.	LG	TD	Rec.	Yds.	LG	TD
1990	108	580	5.4	39	9	15	214	78	0
1991	195	837	4.3	26	8	25	155	26	1
1992	184	988	5.4	46	10	19	131	15	1
Totals	487	2405	4.9	46	27	59	500	78	2

4A – DEREK BROWN, Running Back, 5-9 186 Nebraska

The Saints' second-fourth round draft pick, the 109th overall, and the 14th running back selected... entered the draft with one year of eligibility still remaining... was a first-team all-Big Eight choice as a junior when he rushed for 1,024 yards and four TDs on 173 attempts... turned in three

**HUGHES****DIXON****HENDERSON****KIRKSEY**

100-yard rushing efforts in 1992, including a season-high 156 yards against Kansas... was a third-team All-America choice and a first-team all-Big Eight pick as a sophomore when he rushed for a career-high 1,323 yards and 14 TDs on 235 carries... ranked second in the Big Eight and ninth nationally in rushing 1991 with a per game average of 119.4... ran for a career-best 175 yards against Utah State in his sophomore year, and topped the 100-yard rushing plateau in each of the first seven games... played in eight games in 1990 and rushed for 474 yards and six TDs on 70 attempts, caught five passes for 79 yards and a TD, and also returned eight kickoffs for a 24.8-yard average... in his first collegiate game, against Northern Illinois, scored touchdowns the only two times he carried the ball... also tallied 120 yards rushing against Minnesota that year, his first career 100-yard rushing game... sat out 1989 while meeting eligibility requirements... majored in consumer science and education... lettered in football and track at Anaheim Servite (California) High School... as a senior, received the Glenn Davis Award as the top prep player in the Southern California region... born April 15, 1971 at Banning, California... contract signed June 2 runs through 1995 with no option.

Year	RUSHING					RECEIVING			
	Att.	Yards	Avg.	LG	TD	No.	Yards	LG	TD
1990	70	474	6.8	59t	6	7	91	23	1
1991	235	1323	5.6	61	14	10	86	19	0
1992	173	1024	5.9	44	4	13	148	22	0
Totals	478	2821	5.9	61	24	30	325	23	1

5 – TYRONE HUGHES, Cornerback, 5-9 175 Nebraska

The 137th player taken overall in the 1993 draft... although primarily a wide receiver in college, Hughes is projected as a cornerback with the Saints... with his 4.29 speed in the 40-yard dash, has the ability to be a dangerous return man as well... was a busy man as a senior, started four games at split end, and also saw time at both cornerback and free safety... was the first player in Nebraska modern history to play offense and defense in the same game... was the Huskers top returner, averaging 10.4 yards on punts and 21.9 yards on kickoffs... opened the 1991 season as the starter at split end, broke his wrist against Colorado November 2 that year, and was moved to cornerback... led the Big Eight, was third in the NCAA and set a Nebraska





season record as a sophomore with a 29.1-yard average on 18 kickoff returns... set a school single-game record with three returns for 151 yards including a 99-yarder for a TD against Kansas State in 1990... tied the NCAA single-game record for all kick return yards with 247 in the Kansas State contest... ranked second in the Big Eight and 16th nationally in punt returns at 12.4, and was seventh in the conference in all-purpose yards at 92.0 a game... played in all 11 games as a freshman, and led the Big Eight with a 15.1-yard average on 15 punt returns... participated in the Senior Bowl... majored in consumer science at Nebraska... was the Louisiana Offensive Player-of-the-Year as a senior at St. Augustine High School in New Orleans, and the first native New Orleanian drafted by the Saints since Gill Fenerty (Jesuit HS) was tabbed in the seventh round in 1986... born January 14, 1970 in New Orleans.

Year	RUSHING					RECEIVING				
	Atts.	Yards	Avg.	LG	TD	No.	Yards	Avg.	LG	TD
1989	12	13	1.1	10	0	5	72	14.4	25	2
1990	17	59	3.5	17	0	10	113	11.3	24	1
1991	2	0	0.0	1	0	12	208	17.3	35	2
1992	2	8	4.0	9	0	4	58	14.5	23	0
Totals	33	80	2.4	17	24	31	451	14.5	35	1

Year	KICKOFF RETURNS					PUNT RETURNS				
	Atts.	Yards	Avg.	LG	TD	No.	Yards	Avg.	LG	TD
1989	8	158	19.8	29	0	15	227	15.1	59	0
1990	18	523	29.1	99t	1	19	236	12.4	66	0
1991	18	283	21.2	46	0	7	96	13.7	43	0
1992	21	459	21.9	38	0	27	280	10.4	36	0
Totals	65	1522	23.4	99t	1	68	839	12.3	66	0

6 - RONNIE DIXON, Nose Tackle, 6-2 292 Cincinnati

The 165th player taken overall in the 1993 draft... a strong player (460-pound bench press), and quick (5.06 in the 40-yard dash) despite his size... started every game at defensive tackle for the Bearcats as a senior and recorded 35 tackles, including a pair of sacks and seven stops behind the line of scrimmage... opened all 11 contests at tackle as a junior in 1991 and tallied 31 tackles, including career-highs in both sacks (4) and tackles for losses (9-42)... moved into the Cincinnati starting lineup for the final four games of his sophomore season, and responded with 28 tackles, which included three sacks and six stops behind the line of scrimmage... played in the Blue-Gray Game and the Senior Bowl... sat out the 1989 season... majored in criminal justice technology... was an all-league performer and a second team all-Eastern North Carolina selection as a defensive tackle at Clinton (N.C.)



High School... the youngest of six children... born May 10, 1971 in Clinton, North Carolina

7 - OTHELLO HENDERSON, Safety, 6-0 192 UCLA

The 193rd player taken in the draft, came out of school with one year of eligibility remaining... spent his junior season as the Bruins' starting free safety, just the fifth player to start at that spot for UCLA since 1977... three of the previous four (Kenny Easley, Don Rogers, Eric Turner) were NFL first-round draft choices... was a first-team all-PAC 10 choice in 1992 with 90 tackles, three fumble recoveries, an interception and two pass breakups... received all-PAC 10 honorable mention accolades as a sophomore when most of his playing time came as a backup and on special teams... registered 59 tackles, a pair of interceptions and seven passes defensed in 1991... saw action in every game in 1990, one of only four true freshman to do that for UCLA that season... majored in history... was an All-America performer at safety at Ellison High School in Killeen, Texas, where he also played wing-back and lettered on the school's track team... born August 23, 1972 in Oakland, California.

8 - JON KIRKSEY, Nose Tackle, 6-3 360 Cal State-Sacramento

The 221st player chosen in the draft, was an all-Western Football Conference first-team choice in 1992, his first season as a fulltime starter... tallied 57 tackles, two sacks, seven stops behind the line of scrimmage and five fumble recoveries as a senior... earned a starting spot on the Hornets' defensive line by midseason of his junior year after first arriving on campus in the fall... was credited with 18 tackles, two sacks and six tackles for losses that year, after transferring from Bakersfield (Calif.) Junior College, where he was an All-America and all-Western State Conference first-team choice... also lettered in track at Bakersfield JC, and won the state title in the shotput... a general studies major... lettered in football and track at Riverside High School in Greer, South Carolina... born February 21, 1970 in Greenville, South Carolina.

SUPERDOME FACTS

Total Land Area	52 acres
Height	273 feet
Diameter	680 feet clear span
Concrete	169,000 cubic yards
Structural Steel	20,000 tons
Air Conditioning	9,600 tons
Convention Rooms	40
Restrooms	88

Private Box Suites	132
Parking Garages	5,000 cars, 250 buses
Lighting	15,200 fixtures
Electric Wiring	400 miles
Aluminum Siding	more than 500,000 sq. ft.
Area of Roof	9.7 acres
Escalators	32
Elevators	9 passenger, 1 freight



HOW THE SAINTS ARE BUILT

Year	Draft (31)	Trade (3)	Free Agents (15)
1981 4-12	Rickey Jackson LB (2b) Frank Warren DE (3a) Hoby Brenner TE (3b) Jim Wilks NT (12)		
1982 4-5	Morten Andersen K (4)		
1984 7-9	Joel Hilgenberg C (4)		
1985 5-11	Eric Martin WR (7)		Brett Maxie S
1986 7-9	Jim Dombrowski G (1) Dalton Hilliard RB (2) Vaughan Johnson LB (1 Supp., '84)		Sam Mills LB
1987 12-3	Gene Atkins S (7) Toi Cook CB (8)		
1989 9-7	Wayne Martin DE (1) Floyd Turner WR (6)		Tommy Barnhardt P Richard Cooper T
1990 8-8	Rinaldo Turnbull LB (1) Vince Buck CB (2) Joel Smeenge LB (3) DeMond Winston LB (4) Mike Buck QB (6a) James Williams LB (6b) Chris Port G (12)	Robert Goff NT (from Tampa Bay) Steve Walsh QB (from Dallas)	
1991 11-5	Wesley Carroll WR (2) Reginald Jones CB (5) Fred McAfee RB (6) Frank Wainright TE (8)	Derek Kennard G (from Phoenix)	Quinn Early WR Les Miller DE Patrick Newman WR
1992 12-4	Vaughn Dunbar RB (1) Tyrone Legette CB (3) Gene McGuire C (4a) Sean Lumpkin S (4b) Torrance Small WR (5) Marcus Dowdell WR (10)		Paul Jetton G Cedric Mack CB Jimmy Spencer CB Tommie Stowers TE Keith Taylor S
1993			Brad Muster FB Tootie Robbins T Wade Wilson CB



SAINTS 1993 TRAINING CAMP DEPTH CHART

OFFENSE

WR – 84 Eric Martin, 88 Floyd Turner, 83 Torrance Small,
86 Patrick Newman, 42 Sammy Martin, 17 Tre Everett,
11 Reggie Austin
LT – 71 Richard Cooper, 74 Scott Bowles
LG – 72 Jim Dombrowski, 70 Chris Port, 68 Paul Jetton
C – 61 Joel Hilgenberg, 76 Gene McGuire, 62 Brad Leggett
RG – 60 Derek Kennard, 78 Tom Backes, 79 Royce Nelson
RT – 66 Tootie Robbins, 77 William Roaf, 64 Mike Brennan
TE – 85 Hoby Brenner, 87 Frank Wainright, 49 Tommie Stowers,
82 Irv Smith, 48 Ronnie Williams
WR – 89 Quinn Early, 80 Wesley Carroll, 19 Marcus Dowdell,
13 J.J. McCleskey, 15 Fernando Evans, 14 Anthony Cowins
QB – 16 Mike Buck, 4 Steve Walsh, 18 Wade Wilson, 12 Kevin Verdugo
HB – 25 Fred McAfee, 32 Vaughn Dunbar, 21 Dalton Hilliard,
24 Derek Brown
FB – 22 Brad Muster, 23 Lorenzo Neal, 36 Derrick Ned,
20 Craig Taylor

DEFENSE

LE – 93 Wayne Martin, 63 Karl Dunbar, 75 Rick Dolly
NT – 94 Jim Wilks, 69 Les Miller, 95 Ronnie Dixon, 98 Jon Kirksey
RE – 73 Frank Warren, 91 Robert Goff, 96 Lamar Sally
LOLB – 57 Rickey Jackson, 55 Reggie Freeman, 58 Ken Turner
LILB – 51 Sam Mills, 92 DeMond Winston, 50 Pete Shufelt
RILB – 53 Vaughn Johnson, 90 James Williams, 52 Tom McManus
ROLB – 97 Rinaldo Turnbull, 99 Joel Smeenge, 54 Eric Blount
LCB – 41 Toi Cook, 26 Vince Buck, 47 Cedric Mack,
44 J.J. Eldridge, 45 Israel Byrd
RCB – 27 Reginald Jones, 37 Jimmy Spencer, 43 Tyrone Legette,
33 Tyrone Hughes
SS – 39 Brett Maxie, 29 Keith Taylor, 40 George Coghill
FS – 28 Gene Atkins, 46 Sean Lumpkin, 38 Othello Henderson,
35 Shane Pahukoa

SPECIALISTS

P – 6 Tommy Barnhardt, 10 Mike Stigge
K – 7 Morten Andersen, 9 Rich Andrews

Water Works

It's important to replenish your body with pure, fresh, clean water. The kind you find in a mountain spring or in a bottle of Kentwood 100% Natural Spring Water. Our water has no calories, no impurities and is sodium-free. It's pure and delicious. So if you don't live next to a mountain spring, call Kentwood Spring Water today for home delivery.



Free Offer*

For a limited time only we'll give you three five-gallon bottles. Plus a handy water cooler, rent free for a full month. Call now.

(504) 821-3333

*New customers only. Credit approval/Bottle deposit required.



NEW ORLEANS SAINTS 1993 VETERAN ROSTER

No.	Name	Pos	Ht	Wt	NFL Exp	Birth date	College	How Acq.
7	Andersen, Morten	K	6-2	221	12	8/19/60	Michigan State	D4 - 82
28	Atkins, Gene	FS	6-1	200	7	11/22/64	Florida A&M	D7-87
6	Barnhardt, Tommy	P	6-2	207	7	6/11/63	North Carolina	FA-89
74	Bowles, Scott	G/T	6-5	280	3	12/20/67	North Texas St.	FA-93
64	Brennan, Mike	G/T	6-5	285	3	3/22/67	Notre Dame	FA-93
85	Brenner, Hoby	TE	6-5	245	13	6/2/59	USC	D3b-81
16	Buck, Mike	QB	6-3	227	4	4/22/67	Maine	D6a-90
26	Buck, Vince	CB	6-0	198	4	1/12/68	Central St. (Ohio)	D2-90
80	Carroll, Wesley	WR	6-0	183	3	9/6/67	Miami (Fla.)	D2-91
41	Cook, Toi	CB	5-11	188	7	12/3/64	Stanford	D8-87
71	Cooper, Richard	T	6-5	290	4	11/1/64	Tennessee	FA-89
72	Dombrowski, Jim	G/T	6-5	298	8	10/19/63	Virginia	D1-86
63	Dunbar, Karl	DE	6-4	275	2	5/18/67	LSU	FA-92
32	Dunbar, Vaughn	RB	5-10	204	2	9/4/68	Indiana	D1-92
89	Early, Quinn	WR	6-0	188	6	4/15/65	Iowa	PB-91(SD)
91	Goff, Robert	NT	6-3	270	6	10/2/65	Auburn	Tr-90
61	Hilgenberg, Joel	C/G	6-2	252	10	7/10/62	Iowa	D4-84
21	Hilliard, Dalton	RB	5-8	204	8	1/21/64	LSU	D2-86
57	Jackson, Rickey	LB	6-2	243	13	3/20/58	Pittsburgh	D2-81
68	Jetton, Paul	C/G	6-4	288	6	10/6/64	Texas	PB-92(Cin)
53	Johnson, Vaughan	LB	6-3	240	8	3/24/62	North Carolina St.	D1Sup -84
27	Jones, Reginald	CB	6-1	202	3	1/11/69	Memphis State	D5-91
60	Kennard, Derek	G	6-3	300	8	9/9/62	Nevada-Reno	Tr-91
43	Legette, Tyrone	CB	5-9	177	2	2/15/70	Nebraska	D3-92
62	Leggett, Brad	C	6-4	270	2	1/16/66	USC	FA-93
46	Lumpkin, Sean	S	6-0	206	2	1/4/70	Minnesota	D4b-92
47	Mack, Cedric	CB	5-11	190	11	9/14/60	Baylor	FA-92
84	Martin, Eric	WR	6-1	207	9	11/8/61	LSU	D7-85
42	Martin, Sammy	WR	5-11	182	5	8/21/65	LSU	FA-93
93	Martin, Wayne	DE	6-5	275	5	10/26/65	Arkansas	D1-89
39	Maxie, Brett	SS	6-2	194	8	1/13/62	Texas Southern	FA-85
25	McAfee, Fred	RB	5-10	193	3	6/20/68	Mississippi College	D6-91
76	McGuire, Gene	C/T	6-2	284	2	7/17/70	Notre Dame	D4a-92
69	Miller, Les	DE	6-7	285	7	3/1/65	Ft. Hays St. (Kan.)	PB-91(SD)
51	Mills, Sam	LB	5-9	225	8	6/3/59	Montclair St.	FA-86
22	Muster, Brad	FB	6-4	235	6	4/11/65	Stanford	UFA-93(Chi)
86	Newman, Patrick	WR	5-11	189	4	9/10/68	Utah St.	FA-92
70	Port, Chris	G	6-5	290	3	11/2/67	Duke	D12-90
66	Robbins, Tootie	T	6-5	315	12	6/2/58	East Carolina	UFA-93(GB)
83	Small, Torrance	WR	6-3	201	2	9/6/70	Alcorn St.	D5-92
99	Smeenge, Joel	LB	6-5	250	4	4/1/68	Western Michigan	D3-90
47	Spencer, Jimmy	CB	5-9	180	2	3/29/69	Florida	FA-92
39	Stowers, Tommie	TE	6-3	240	2	11/18/66	Missouri	FA-92
20	Taylor, Craig	FB	6-0	228	4	1/3/66	West Virginia	FA-93
29	Taylor, Keith	S	5-11	206	5	12/21/64	Illinois	PB-92(Ind)
97	Turnbull, Renaldo	LB	6-4	250	4	1/5/66	West Virginia	D1-90
88	Turner, Floyd	WR	5-11	188	5	5/29/66	Northwestern La.	D6-89
87	Wainright, Frank	TE	6-3	245	3	10/10/67	Northern Colorado	D8-91
4	Walsh, Steve	QB	6-3	204	5	12/1/66	Miami (Fla.)	Tr-90
73	Warren, Frank	DE	6-4	290	12	9/14/59	Auburn	D3-81
94	Wilks, Jim	DE	6-5	275	13	3/12/58	San Diego St.	D12-81
90	Williams, James	LB	6-0	230	4	10/10/68	Mississippi St.	D6b-90
48	Williams, Ronnie	TE	6-4	260	2	1/9/66	Oklahoma St.	FA-93
18	Wilson, Wade	QB	6-3	206	13	2/1/59	East Texas St.	UFA-93(Atl)
92	Winston, DeMond	LB	6-2	239	4	9/14/68	Vanderbilt	D4-90

HEAD COACH: Jim Mora

ASSISTANTS: Paul Boudreau, offensive line; Vic Fangio, outside linebackers; Joe Marciano, tight ends/special teams; Jim Mora, defensive backs; Russell Paternostro, strength and conditioning; John Pease, defensive line; Steve Sidwell, defensive coordinator/inside linebackers; Jim Skipper, running backs; Carl Smith, offensive coordinator/quarterbacks; Steve Walters, wide receivers.



NEW ORLEANS SAINTS 1993 FIRST-YEAR ROSTER

No.	Name	Pos	Ht	Wt	NFL Exp	Birth date	College	How Acq.
9	Andrews, Rich	K	5-10	160	1	3/11/69	Florida St.	FA-93
11	Austin, Reggie	WR	5-10	170	R	11/2/68	Pearl River JC	FA-93
78	Backes, Tom	G	6-4	273	1	3/19/68	Oklahoma	FA-93
54	Blount, Eric	LB	5-11	234	R	4/20/70	Houston	FA-93
24	Brown, Derek	RB	5-9	186	R	4/15/71	Nebraska	D4b-93
45	Byrd, Israel	CB	5-11	184	R	2/1/71	Utah St.	FA-93
40	Coghill, George	S	6-2	196	R	3/30/70	Wake Forest	FA-93
14	Cowins, Anthony	WR	5-11	174	R	4/4/70	Emporia St.	FA-93
95	Dixon, Ronnie	NT	6-2	292	R	5/10/71	Cincinnati	D6-93
75	Dolly, Rick	DE	6-4	259	R	11/21/69	West Virginia	FA-93
19	Dowdell, Marcus	WR	5-10	179	1	5/22/70	Tennessee St.	D10-92
44	Eldridge, J.J.	CB	5-11	182	R	7/2/70	Northwestern La.	FA-93
15	Evans, Fernando	WR	6-1	188	R	10/12/69	Alcorn St.	FA-93
17	Everett, Tre	WR	5-10	172	R	12/10/69	Florida	FA-93
55	Freeman, Reggie	LB	6-1	233	R	5/8/70	Florida St.	D2-93
38	Henderson, Othello	S	6-0	192	R	8/23/72	UCLA	D7-93
33	Hughes, Tyrone	CB	5-9	175	R	1/14/70	Nebraska	D5-93
98	Kirksey, Jon	NT	6-3	360	R	2/21/70	CSU-Sacramento	D8-93
13	McCleskey, J.J.	WR	5-7	177	R	4/10/70	Tennessee	FA-93
52	McManus, Tom	LB	6-2	236	R	7/3/70	Boston College	FA-93
23	Neal, Lorenzo	FB	5-10	228	R	12/27/70	Fresno St.	D4a-93
36	Ned, Derrick	RB	6-1	210	1	1/5/69	Grambling St.	FA-93
79	Nelson, Royce	G	6-4	315	R	8/9/70	Nicholls St.	FA-93
35	Pahukoa, Shane	S	6-2	202	R	11/25/70	Washington	FA-93
77	Roaf, William	T	6-4	299	R	4/18/70	Louisiana Tech	D1a-93
56	Sally, Lamar	DE	6-4	271	R	8/11/70	Central Michigan	FA-93
50	Shufelt, Pete	LB	6-2	241	R	10/28/69	Texas-El Paso	FA-93
82	Smith, Irv	TE	6-3	236	R	10/13/71	Notre Dame	D1b-93
10	Stigge, Mike	P	6-2	191	R	10/31/69	Nebraska	FA-93
58	Turner, Ken	LB	6-0	237	R	3/10/71	Angelo St.	FA-93
12	Verdugo, Kevin	OB	6-3	211	1	9/16/68	Colorado St.	FA-93

NEW ORLEANS SAINTS NUMERICAL ROSTER

4	Steve Walsh	QB		52	Tom McManus	LB
6	Tommy Barnhardt	P		53	Vaughan Johnson	LB
7	Morten Andersen	K		54	Eric Blount	LB
9	Rich Andrews	K		55	Reggie Freeman	LB
10	Mike Stigge	P		57	Rickey Jackson	LB
11	Reggie Austin	WR		58	Ken Turner	LB
12	Kevin Verdugo	QB		60	Derek Kennard	G
13	J.J. McCleskey	WR		61	Joel Hilgenberg	C/G
14	Anthony Cowins	WR		62	Brad Leggett	C
15	Fernando Evans	WR		63	Karl Dunbar	DE
16	Mike Buck	QB		64	Mike Brennan	G/T
17	Tre Everett	WR		66	Tootie Robbins	T
18	Wade Wilson	OB		68	Paul Jetton	C/G
19	Marcus Dowdell	WR		69	Les Miller	DE/NT
20	Craig Taylor	FB		70	Chris Port	G/T
21	Dalton Hilliard	RB		71	Richard Cooper	T
22	Brad Muster	FB		72	Jim Dombrowski	G/T
23	Lorenzo Neal	FB		73	Frank Warren	DE
24	Derek Brown	RB		74	Scott Bowles	G/T
25	Fred McAfee	RB		75	Rick Dolly	DE
26	Vince Buck	CB		76	Gene McGuire	C
27	Reginald Jones	CB		77	William Roaf	T
28	Gene Atkins	FS		78	Tom Backes	G
29	Keith Taylor	S		79	Royce Nelson	G
32	Vaughn Dunbar	RB		80	Wesley Carroll	WR
33	Tyrone Hughes	CB		82	Irv Smith	TE
35	Shane Pahukoa	S		83	Torrance Small	WR
36	Derrick Ned	S		84	Eric Martin	WR
37	Jimmy Spencer	CB		85	Hoby Brenner	TE
38	Othello Henderson	S		86	Patrick Newman	WR
39	Brett Maxie	S		87	Frank Wainright	TE
40	George Coghill	S		88	Floyd Turner	WR
41	Toi Cook	CB		89	Quinn Early	WR
42	Sammy Martin	WR		90	James Williams	LB
43	Tyrone Legette	CB		91	Robert Goff	DE/NT
44	J.J. Eldridge	CB		92	DeMond Winston	LB
45	Israel Byrd	CB		93	Wayne Martin	DE
46	Sean Lumpkin	S		94	Jim Wilks	DE/NT
47	Cedric Mack	CB		95	Ronnie Dixon	NT
48	Ronnie Williams	CB		96	Lamar Sally	DE
49	Tommie Stowers	TE		97	Renaldo Turnbull	LB
50	Pete Shufelt	LB		98	Jon Kirksey	NT
51	Sam Mills	LB		99	Joel Smeenge	LB

NFL PUBLIC RELATIONS DIRECTORS

NFC	
Atlanta	Charlie Taylor (404) 945-1111
Chicago	Bryan Harlan (708) 295-6600
Dallas	Rich Dalrymple (214) 556-9900
Detroit	Bill Keenist (313) 335-4131
Green Bay	Lee Remmel (414) 496-5700
Los Angeles Rams	Rick Smith (714) 535-7267
Minnesota	Dave Pelletier (612) 828-6500
New Orleans	Rusty Kasmski (504) 733-6147
New York Giants	Pat Hanlon (201) 935-8111
Philadelphia	Ron Howard (215) 463-2500
Phoenix	Paul Jensen (602) 379-0101
San Francisco	Rodney Knox (408) 562-4949
Tampa Bay	Rick Odioso (813) 870-2700
Washington	Charlie Dayton (703) 478-8900

AFC	
Buffalo	Scott Berchtold (716) 648-1800
Cincinnati	Al Heim (513) 621-3550
Cleveland	Kevin Byrne (216) 891-5000
Denver	Jim Saccomano (303) 649-9000
Houston	Chip Namias (713) 797-9111
Indianapolis	Craig Kelley (317) 297-2658
Kansas City	Bob Moore (816) 924-9300
Los Angeles Raiders	Al LoCasale (310) 322-3451
Miami	Harvey Greene (305) 620-5000
New England	Mike Hanson (508) 543-8200
New York Jets	Frank Ramos (516) 538-6600
Pittsburgh	Dan Edwards (412) 323-1200
San Diego	Bill Johnston (619) 280-2111
Seattle	Gary Wright (206) 827-9777

NFL DIRECTORY

Commissioner	Paul Tagliabue	Director of International Public Relations	Pete Abitante
President	Neil Austrian	Director of Information, AFC	Leslie Hammond
Executive Vice President and League Counsel	Jay Moyer	Director of Information, NFC	Reggie Roberts

OFFICIATING	
Vice President of Communications and Development	Joe Browne
Vice President of Broadcasting and Productions	Val Pinchbeck, Jr.
Vice President of Operations	Roger Goodell
Treasurer	Tom Sullivan
Executive Director for Special Events	Jim Steeg

OPERATIONS	
Executive Vice President for Labor Relations/Chairman NFLMC	Harold Henderson
Vice President/General Counsel	Dennis Curran
Vice President/For Operations & Compliance	Peter Ruocco

ADMINISTRATION	
Director of Administration	John Buzzeo
Comptroller	Joe Siclare

BROADCASTING	
Director of Broadcast Services	Dick Maxwell
Director of Broadcasting Research	Joe Ferreira
Assistant Director of Broadcasting/Productions	Nancy Behar

COMMUNICATIONS	
Director of Communications	Greg Aiello

PLAYER EMPLOYMENT	
Director of Labor Administration	John Jones
Director of Player Personnel	Joel Bussert
Director of Player Programs	Lem Burnham
Labor Relations Counsel	Lal Heneghan
Labor Relations Counsel	Rapheal Prevot

SECURITY	
Director of Security	Warren Welsh
Assistant Director of Security	Charles R. Jackson, Jr.





OTHER SAINTS FOR 1993

RICH ANDREWS, Kicker, Florida State... 5-10, 160... originally selected by Detroit in the sixth round of the 1991 draft, was released in camp and signed to the practice squad, where he spent the first four weeks of the season before being waived... went to camp with San Diego in 1992 and was waived... signed with the Saints as a free agent in 1993... is the fifth alltime leading scorer in Florida St. history with 221 points... booted 143 of 147 PATs and 26 of 44 FGs, including a long of 47 during his career with the Seminoles... attended St. Thomas Aquinas High School in Ft. Lauderdale, Fla... born 3/11/69 at Bridgeport, Connecticut.

REGGIE AUSTIN, Wide Receiver, Pearl River Junior College... 5-10, 170... originally attended University of Southwestern Louisiana but never played there... played at Pearl River JC from 1989-90... attended Opelousas (La.) High School... signed with the Saints as a free agent in 1993, after attending team's first minicamp as a non-roster player... born 11/1/68 at Opelousas, Louisiana

TOM BACKES, Guard, Oklahoma... 6-4, 273... was selected in the 10th-round by Chicago in the 1991 draft... spent all of '91 on the Bears' practice squad, went on to play for Montreal of the World League in 1992... was placed on injured reserve by the Bears 7/27/92, waived/injury settlement 8/11... signed by the Saints as a free agent in 1993... was a defensive lineman all four years for the Sooners, including the last two as a starter... played tight end and linebacker at Coronado High School in El Paso, Texas... single... born 3/19/68 at El Paso.

ERIC BLOUNT, Linebacker, Houston... 5-11, 234... was a four-year starter for the Cougars... attended Hillcrest High School in Memphis, Tennessee... signed with the Saints as a free agent in 1993... born 4/20/70 at Memphis, Tenn.

SCOTT BOWLES, Guard/Tackle, North Texas State... 6-5, 280... originally the sixth-round draft choice of San Francisco in 1991, spent the entire '91 season on injured reserve with a pinched nerve in his neck... signed by New England as a Plan B free agent in 1992, released in training camp by the Patriots... signed to the practice squad 11/4, activated to 47-man roster 11/6, waived 12/8... re-signed to practice squad 12/10, activated to 47-man roster 12/24, waived 2/8/93... did not play in any games in either stint with the Patriots... signed with the Saints as a free agent in 1993... was an all-Southland Conference pick all four years at North Texas... attended Notre Dame High School in Wichita Falls, Texas... single... born 12/27/67 at Wichita Falls.



MIKE BRENNAN, Guard/Tackle, Notre Dame... 6-5, 285... originally the fourth-round draft choice of Cincinnati in 1990... played in all 16 regular season contests for the Bengals in 1990, and two playoff games... played in three games with the Bengals in 1991 before being released 9/18... signed by Phoenix 10/2/91, was active for eight games with the Cardinals but did not play, waived 11/26... signed by Buffalo 12/22 for the final regular season game, but did not see action... released in camp by the Bills in 1992... signed by the Saints as a free agent in 1993... played both guard and tackle at Notre Dame... attended Mount St. Joseph High School in Baltimore, Maryland... single... born 3/22/67 at Camp Pendleton, California.

ISRAEL BYRD, Cornerback, Utah State... 5-11, 184... transferred to Utah State after two years at Allan Hancock Junior College in Santa Maria, California... attended Parkway Central High School in St. Louis, Missouri... signed with the Saints as a free agent in 1993... born 2/1/71 at St. Louis.

GEORGE COGHILL, Safety, Wake Forest... 6-2, 196... was a four-year starter at Wake Forest, where he also played for the school's baseball and track teams... attended James Monroe High School in Fredericksburg, Virginia... signed with the Saints as a free agent in 1993... born 3/30/70 at Fredericksburg, Va.

ANTHONY COWINS, Wide Receiver, Emporia State... 5-11, 174... attended Sumner High School in St. Louis, Missouri... signed with the Saints as a free agent after attending the club's first minicamp as a non-roster player... born 4/4/70 at St. Louis, Mo.

RICK DOLLY, Defensive End, West Virginia... 6-4, 259... played four years at West Virginia... attended Keyser High School in New Creek, West Virginia... signed with the Saints as a free agent in 1993... born 11/21/69 at New Creek, W.V.

MARCUS DOWDELL, Wide Receiver, Tennessee State... 5-10, 179... 10th-round draft choice of the Saints in 1992 (276th overall)... spent the first five weeks of the season on the practice roster, was activated to 47-man roster 10/10... played in four games, primarily as punt returner, brought back 12 for a 3.1-yard average... 34-yard return vs. Rams 10/11 set up game-winning field goal... was waived 11/10 and re-signed to the practice squad 11/12 for the remainder of the year... caught 63 passes for 1,229 yards and 10 TDs, and returned 64 kickoffs for a 22.9-yard average in four years at Tennessee State... played defensive back and running back at Banks High School in Birmingham, Alabama... single... born 5/22/70 at Birmingham.



KARL DUNBAR, Defensive End, Louisiana State... 6-4, 275... went to camp with the Saints in 1992, released 8/31, signed to practice squad 9/2 and spent the remainder of the season there... originally selected by Pittsburgh in the eighth round of the 1990 draft... spent most of '90 season on injured reserve with a foot injury, activated for one game but did not play... was released in training camp in 1991 by the Steelers... played with Orlando of the World League in 1992... attended Plaisance High School in Opelousas, Louisiana... holds degree in criminal justice from LSU... married (Pamela)... born 5/18/67 at Opelousas.

J.J. ELDRIDGE, Cornerback, Northwestern Louisiana... 5-11, 182... attended Lake Highlands High School in Dallas, Texas... signed with the Saints as a free agent in 1993... born 7/2/70 at Dallas.

FERNANDO EVANS, Wide Receiver, Alcorn State... 6-1, 188... attended Stone County High School in Wiggins, Mississippi... signed with the Saints as a free agent in 1993... born 10/12/69 at Wiggins, Miss.

TRE EVERETT, Wide Receiver, Florida... 5-10, 172... caught 57 passes for 954 yards and 10 TDs in four years for the Gators... attended Ballou High School in Washington, D.C... signed by the Saints as a free agent in 1993... born 12/10/69 at Gainesville, Florida.

BRAD LEGGETT, Center, USC... 6-4, 270... rejoins the Saints after signing with Seattle as a Plan B free agent 3/6/92... was waived by the Seahawks 8/31... signed by Detroit 12/16 for the final two regular season games, did not play in either contest... originally drafted in the eighth round by Denver in 1990... was waived by the Broncos 9/3/90 and signed by the Saints to the practice squad 10/1... activated to 47-man roster for final two regular season games and playoff game but did not play... saw action in the first four games of the '91 season, including two starts at center for an injured Joel Hilgenberg... did not play in any of the final 12 games... was a three-year letterman and two-year starter for the Trojans... earned first-team all-PAC 10 honors as a senior... attended Fountain Valley (Calif.) High School... father, Earl, was an All-America defensive tackle at LSU and a first-round draft choice of Chicago in 1956... Earl also played with the Saints from 1967-68, marking the only father-son combination ever to play for the Saints... Earl is now defensive line coach with the Giants... single... born 1/16/66 at Vicksburg, Mississippi.

SAMMY MARTIN, Wide Receiver, Louisiana State... 5-11, 192... originally drafted in the fourth-round by New England in 1988... played with the Patriots until the club waived him 10/24/91... claimed off waivers by Indianapolis and spent the rest of the '91 season with the Colts... went to camp with the Colts in 1992 and was released, did not play football last year... in four NFL seasons, played in 48 games with one start, caught 26



passes for 424 yards and a TD, and returned 100 kickoffs for a 23.2-yard average, including a 95-yarder for a TD at Indianapolis 11/27/88... also returned punts in 1989, brought back 19 for an 8.6-yard average... was a four-year letterman and two-year starter as a running back and wide receiver at LSU, where he rushed for 1,400 yards and five TDs on 247 carries, and caught 76 passes for 873 yards and six TDs... played running back and wide receiver at De LaSalle High School in New Orleans, where he also starred in track... signed with the Saints as a free agent in 1993... married (Mary Ann) with daughter (Lindsey 5/24/85) and son (Sammy, Jr. 8/16/89)... born 8/21/65 at Gretna, Louisiana.

J.J. MC CLESKEY, Wide Receiver, Tennessee... 5-7, 177... played wide receiver and defensive back for the Volunteers... attended Karns High School in Knoxville, Tennessee... signed with the Saints as a free agent in 1993... born 4/10/70 at Knoxville.

TOM MC MANUS, Linebacker, Boston College... 6-2, 236... was a four-year letterman and three-year starter for the Eagles... attended Wheeling (Illinois) High School... signed by the Saints as a free agent in 1993... born 7/3/70 at Buffalo Grove, Ill.

DERRICK NED, Running Back, Grambling State... 6-1, 210... attended Eunice (Louisiana) High School... attended 1992 rookie minicamp with the Saints as a non-roster player... went to training camp with Houston and released in camp... signed with Saints to practice roster 9/2, spent remainder of year there... received an "Atta Boy" in win over Lions 10/4 for his imitation of Barry Sanders during the week of practice... rushed for 945 yards and four touchdowns on 150 carries in three years for the Tigers... single... born 1/5/69 at Eunice, La.

ROYCE NELSON, Guard, Nicholls State... 6-4, 315... attended John F. Kennedy High School in New Orleans... signed with the Saints as a free agent in 1993... born 8/9/70 at New Orleans.

SHANE PAHUKOA, Safety, Washington... 6-2, 202... was a second-team all-PAC Ten choice in each of his final two seasons for the Huskies... attended Marysville-Pilchuck High School in Marysville, Washington... signed by the Saints as a free agent in 1993... brother, Jeff, is an offensive lineman with the Rams... born 11/25/70 at Vancouver, Wash.

LAMAR SALLY, Defensive End, Central Michigan... 6-4, 271... lettered one year as an offensive lineman, and the last three on the defensive side of the ball at Central Michigan... attended Henry Ford High School in Detroit, Michigan... signed by the Saints as a free agent in 1993... born 8/11/70 at Detroit, Mich.



PETE SHUFELT, Linebacker, Texas-El Paso... 6-2, 241... started his final three seasons at UTEP... attended Canyon Del Oro High School in Tucson, Arizona... signed with the Saints as a free agent in 1993... born 10/28/69 at Tucson, Ariz.

MIKE STIGGE, Punter, Nebraska... 6-2, 191... was a four-time first-team academic all-Big Eight Conference selection... averaged 41.8 on 167 career punts... attended Washington (Kansas) High School... signed with the Saints as a free agent in 1993... born 10/31/69 at Hanover, Kansas.

CRAIG TAYLOR, Fullback, West Virginia... 6-0, 228... originally drafted by Cincinnati in the sixth round in 1989, played with the Bengals from 1989-91... rushed for 480 yards and seven TDs on 114 carries, and caught 28 passes for 188 yards and three TDs in 36 games during that time... waived by the Bengals 8/31/92... played running back and cornerback at Linden (New Jersey) High School... born 1/3/66 at Linden, N.J.

KEN TURNER, Linebacker, Angelo State... 6-0, 237... transferred to Angelo after two years at Trinity Valley Junior College in Athens, Texas... attended Texas City (Texas) High School... signed with the Saints as a free agent in 1993... born 3/10/71 at Texas City.

KEVIN VERDUGO, Quarterback, Colorado State... 6-3, 211... went to camp with the Saints in 1992, released 8/25... attended Pittsburg (Kansas) High School... transferred from Kansas where he started five games as a freshman in 1987... signed with the Saints as a free agent in 1993... spent last year as a volunteer assistant coach at Northern Colorado... married (Vicki)... born 9/16/68 at Pittsburg, Kan.

RONNIE WILLIAMS, Tight End, Oklahoma State... 6-4, 260... went to camp with Philadelphia in 1992 and was released... played with San Antonio of the World League from 1991-92... went to camp as a free agent with San Diego in 1988 and spent the entire '88 season on injured reserve... went to camp with the Chargers in 1989 and was released... did not play football in 1990... started 30 games at quarterback in his first three years for the Cowboys before being switched to receiver for his senior year... attended S.H. Rider High School in Wichita Falls, Texas... signed with the Saints as a free agent in 1993... single... born 1/9/66 at Wichita Falls.

1992 GAME SUMMARIES

EAGLES 15, SAINTS 13 September 6 at Veterans Stadium (63,513)

Philadelphia scored on the initial drive of the game, one which covered 80 yards on 11 plays. Herschel Walker's 32-yard run to the Saints' 11 put the Eagles in scoring position. The Saints came back with a Morten Andersen field goal 4:46 later, five plays after Wayne Martin recovered a Randall Cunningham fumble at the Eagles' 46. New Orleans tied the score with another Andersen field goal, with 6:16 left in the first half. Philadelphia regained the lead with four seconds left in the half on a Roger Ruzek field goal. The go-ahead points culminated a 75-yard drive that took 4:12. The Eagles extended their lead with Cunningham's second TD pass of the game on the first play of the fourth quarter. Vai Sikahema's 34-yard punt return to the Saints 42 set up the score. The Saints' only TD of the day came with just 3:14 left in the game and was keyed by a 37-yard completion to the Eagles' 10 from Bobby Hebert to Quinn Early. Philadelphia was able to run out the clock. Pat Swilling and Frank Warren led the Saints defense with two sacks apiece.

New Orleans.....	3	3	0	7	— 13
Philadelphia.....	6	3	0	0	6—15

SCORING

Phi. — Walker 2 pass from Cunningham (Ruzek kick failed)
N.O. — Andersen 39 field goal
N.O. — Andersen 31 field goal
Phi. — Ruzek 18 field goal
Phi. — Barnett 20 pass from Cunningham (Ruzek kick blocked)
N.O. — Carroll 10 pass from Hebert (Andersen kick)

TEAM STATISTICS

	New Orleans	Philadelphia
First Downs	8	21
Total Net Yards	202	320
Rushes-Yards	16-55	40-184
Net Yards Passing	147	136
Passes	30-12-2	25-18-0
QB Sacked-Yards	1-9	6-31
Punts	6-45	5-42.6
Fumbles-Lost	3-0	5-4
Penalties-Yards	7-61	3-30
Time of Possession	22:15	37:45

RUSHING

New Orleans — Dunbar 11-27; Hilliard 2-20; Hebert 15; Heyward 1-3; McAfee 1-0.
Philadelphia — Walker 26-112; Sherman 8-50; Cunningham 6-22.

PASSING

New Orleans — Hebert 12-30-2, 156 yds, 1 TD.
Philadelphia — Cunningham 18-25-0, 167 yds, 2 TDs.

RECEIVING

New Orleans — Turner 4-32; Early 2-53; E. Martin 2-30; Brenner 1-19; Carroll 1-10, 1 TD; Hilliard 1-10; Heyward 1-2.
Philadelphia — Byars 6-60; Barnett 4-50, 1 TD; Walker 4-30, 1 TD; Williams 3-23; Dixon 1-4.



SAINTS 28, BEARS 6 September 13, at Superdome (68,591)

Both teams missed scoring opportunities in the first quarter as Morten Andersen missed a 42-yard field goal, and Pat Swilling stopped Brad Muster on a fourth-and-one from the Saints' five. A Kevin Butler field goal 7:28 into the second quarter broke the scoreless tie, and another Butler field goal, with just two seconds to play in the first half, gave the Bears a 6-0 lead. Bobby Hebert connected with Eric Martin for a TD strike on the Saints' third offensive play of the second half, and Hebert hooked up with Wesley Carroll for a touchdown on the third play of the fourth quarter. The Saints had the ball with 11:41 to play, and although they were forced to punt, they gained 61 yards and ate up 7:05 of the clock. With 3:29 to play, Rickey Jackson stripped the ball from Jim Harbaugh and "Pig" Goff picked it up and scampered untouched into the end zone. Six plays later, Reginald Jones intercepted a Harbaugh pass and raced for his first professional score. The win was a costly one as WR Floyd Turner was lost for the season with a fractured femur.

Chicago.....	0	6	0	0	— 6
New Orleans.....	0	0	7	21	— 28

SCORING

Chi. — Butler 39 field goal
Chi. — Butler 30 field goal
N.O. — Martin 52 pass from Hebert (Andersen kick)
N.O. — Carroll 72 pass from Hebert (Andersen kick)
N.O. — Goff 19 fumble return (Andersen kick)
N.O. — Jones 71 interception return (Andersen kick)

TEAM STATISTICS

	Chicago	New Orleans
First Downs	15	17
Total Net Yards	381	345
Rushes-Yards	27-141	24-94
Net Yards Passing	240	251
Passes	25-45-2	13-25-0
QB Sacked-Yards	2-20	2-13
Punts	6-42.5	5-43.8
Fumbles-Lost	1-1	2-2
Penalties-Yards	7-56	6-49
Time of Possession	31:44	28:16

RUSHING

Chicago — Harbaugh 4-37; Muster 7-37; Anderson 10-36; Lewis 3-22; Green 3-9.
New Orleans — Dunbar 13-47; Hilliard 7-39; Heyward 3-9; Hebert 1-(-1).

PASSING

Chicago — Harbaugh 25-45-2, 260 yds.
New Orleans — Hebert 13-25-0, 264 yds, 2 TDs.

RECEIVING

Chicago — Davis 6-66; Waddle 5-53; Anderson 3-13; Muster 2-36; Morris 2-31; Gentry 2-22; Jennings 2-9; Wright 1-16; Lewis 1-8; Green 1-6.
New Orleans — Hilliard 3-29; Martin 2-58, 1 TD; Brenner 2-38; Newman 2-13; Carroll 1-72, 1 TD; Early 1-44; Turner 1-11; Heyward 1-(-1).



SAINTS 10, FALCONS 7

September 20 at Georgia Dome (67,328)

The Saints threatened first when they had a first-and-goal from the one early in the second quarter after Toi Cook blocked a Scott Fulhage punt. But the Falcons stopped the Saints on four straight running plays. Atlanta got the ball at their own 36 with 1:47 remaining in the first half, and proceeded on a 9-play, 64-yard drive that ended with a TD pass from Chris Miller to Mike Pritchard with 16 seconds to play in the half. New Orleans responded on their first series of the third quarter with a 7-play, 64-yard drive that was capped by a TD pass from Bobby Hebert to Quinn Early on a third-and-goal. Three plays earlier, Vaughn Dunbar broke loose for a 25-yard run to the Falcons' 4. Atlanta had a shot to go ahead on their next possession, but Norm Johnson's 41-yard field goal attempt bounced off the right upright. After both teams were forced to punt on their next two series, the Saints got the ball at their own 27 with 5:29 to play. A 10-yard run by Craig Heyward and a 21-yard screen pass from Hebert to Heyward helped set up the 11th game-winning field goal of Morten Andersen's career, with 1:51 left in the game. The Falcons still had a chance when they got the ball back at their own 20. But Atlanta got as far as their own 35 before Brett Maxie snared a Miller pass at the Saints' 47 to preserve the victory.

New Orleans	0	0	7	3-10
Atlanta	0	7	0	0-7

SCORING

Atl. — Pritchard 14 pass from Miller (Davis kick)
 N.O. — Early 11 pass from Hebert (Andersen kick)
 N.O. — Andersen 47 field goal

TEAM STATISTICS

New Orleans	Atlanta	
First Downs	13	19
Total Net Yards	229	278
Rushes-Yards	25-121	27-97
Net Yards Passing	108	181
Passes	9-19-0	21-35-1
QB Sacked-Yards	1-11	4-23
Punts	5-41.6	5-27
Fumbles-Lost	1-0	3-1
Penalties-Yards	6-50	2-21
Time of Possession	25:40	34:20

RUSHING

New Orleans — Dunbar 16-85; Hilliard 4-20; Heyward 2-10; Hebert 2-7; McAfee 1-(-1).
 Atlanta — Smith 7-25; Broussard 9-25; K. Jones 7-20; Miller 3-14; Pegram 2-13.

PASSING

New Orleans — Hebert 9-19-0, 119 yds, 1 TD.
 Atlanta — Miller 21-35-1, 204 yds, 1 TD.

RECEIVING

New Orleans — E. Martin 4-48; Carroll 2-31; Heyward 2-1; Early 1-11, 1 TD; Newman 1-8.
 Atlanta — Pritchard 7-85, 1 TD; Hill 6-45; Rison 3-31; T. Jones 3-23; Broussard 1-12; Smith 1-8.

49ERS 16, SAINTS 10

September 27 at Superdome (68,591)

The 49ers got the first break of the game when Mike Walter recovered a Wesley Carroll fumble at the Saints' 40 on the first series of the game, but Jerry Rice fumbled into the end zone seven plays later, and Les Miller recovered. The Saints then went on an 8-play 80-yard drive that ended with a Bobby Hebert to Eric Martin touchdown, three plays after Hebert hit Quinn Early for a 41-yard completion. The 49ers came right back with a 9-play, 80-yard march that was capped by a Tom Rathman scoring run. San Francisco went ahead on a Mike Cofer field goal 6:05 into the second quarter, before the Saints tied it eight seconds prior to halftime with a Morten Andersen field goal, after the Saints got the ball at their own one with 2:33 left in the half. The Saints missed a chance to take the lead when Andersen missed right on a 37-yard field goal attempt 4:38 into the third quarter. San Francisco broke the tie with a Cofer three-pointer 2:31 into the final frame. A 32-yard completion from Steve Young to Brent Jones to the 50 was the key play. Cofer added another field goal 5:34 later. Four plays after Young connected with Ricky Watters for a 22-yard gain to the Saints' 21. On their next series the Saints got to the 49ers' 24 before Eric Martin fumbled the end the threat. New Orleans got the ball back at their own 30 with 2:48 to play after they stopped San Francisco on three straight plays. Hebert completed 8 of 10 as he guided the Saints to the 49ers' 2. But two plays after New Orleans was pushed back because of a holding penalty, Hebert's pass into the end zone was intercepted by Eric Davis.

San Francisco	7	3	0	6-16
New Orleans	0	7	0	0-10

SCORING

N.O. — Martin 11 pass from Hebert (Andersen kick)
 S.F. — Rathman 1 run (Cofer kick)
 S.F. — Cofer 40 field goal
 N.O. — Andersen 42 field goal
 S.F. — Cofer 26 field goal

TEAM STATISTICS

San Francisco	New Orleans	
First Downs	19	19
Total Net Yards	333	336
Rushes-Yards	32-154	20-77
Net Yards Passing	179	259
Passes	17-26-0	25-40-3
QB Sacked-Yards	1-8	1-8
Punts	3-45.7	2-46
Fumbles-Lost	2-2	2-2
Penalties-Yards	5-63	5-40
Time of Possession	33:15	26:45

RUSHING

San Francisco — Watters 18-76; Young 8-65; Rathman 5-18, 1 TD; Rice 1-(-5).
 New Orleans — Dunbar 12-47; Hebert 1-13; Heyward 3-12; Hilliard 3-3; McAfee 1-2.

PASSING

San Francisco — Young 17-26-0, 187 yds.
 New Orleans — Hebert 25-40-3, 267 yds, 1 TD.

RECEIVING

San Francisco — Watters 7-52; Sherrard 3-50; Jones 2-44; Rathman 2-17; Rice 2-5; Turner 1-19.
 New Orleans — Martin 8-92, 1 TD; Small 4-29; Early 3-75; Carroll 3-32; Hilliard 3-19; Wainright 1-11; Stowers 1-7; Heyward 1-3; Dunbar 1-(-1).

SAINTS 13, LIONS 7

October 4 at Silverdome (66,971)

The Saints drove 57 yards in 8:17 on the first series of the game, but Andersen missed wide right on a 47-yard field goal try. Andersen came back with a 3-pointer 4:28 into the second quarter to give the Saints a 3-0 lead. Four plays earlier Bobby Hebert connected with Eric Martin for a 26-yard completion to the Lions' 39. Detroit got the ball at their own 31 with 1:49 left in the first half, and traveled 69 towards a Rodney Peete to Brett Perriman scoring pass, three seconds before halftime. Peete completed 7 of 10 for 75 yards on the drive. The Saints got the first break of the game when Frank Warren recovered a Peete fumble at the Lions' 14 with 10:23 to play in the third quarter. Four plays later, Vaughn Dunbar took it in for his first NFL TD. Andersen added a field goal 48 seconds into the final frame to cap a 13-play, 58-yard drive that used up 7:17 of the clock. The Saints dodged a bullet two minutes later. Louis Lipps muffed a punt at his own 23. The ball rolled into the end zone and Sean Lumpkin recovered for a touchback. Detroit had one final chance when they started at their own 11 with 1:03 to play, but Peete's pass to Willie Green on a fourth-and-21 from the 11 came up one yard short. The Saints defense tallied six sacks, including two apiece by Wayne Martin and Pat Swilling.

New Orleans	0	3	7	3-13
Detroit	0	7	0	0-7

SCORING

N.O. — Andersen 50 field goal
 Det. — Perriman 7 pass from Peete (Hanson kick)
 N.O. — Dunbar 1 run (Andersen kick)
 N.O. — Andersen 20 field goal

TEAM STATISTICS

New Orleans	Detroit	
First Downs	19	12
Total Net Yards	285	187
Rushes-Yards	40-133	11-42
Net Yards Passing	152	145
Passes	21-16-0	30-15-0
QB Sacked-Yards	2-13	6-28
Punts	5-41.2	7-44.1
Fumbles-Lost	1-0	1-1
Penalties-Yards	2-25	7-50
Time of Possession	40:43	19:17

RUSHING

New Orleans — Dunbar 22-70, 1 TD; Heyward 9-34; Hilliard 7-29; Hebert 2-0.
 Detroit — Sanders 9-36; Peete 2-6.

PASSING

New Orleans — Hebert 15-19-0, 155 yds; M. Buck 1-2-0, 10 yds.
 Detroit — Peete 15-30-0, 173 yds, 1 TD.

RECEIVING

New Orleans — Martin 5-67; Small 2-21; Dunbar 2-20; Hilliard 2-16; Brenner 1-18; Early 1-13; Carroll 1-7; Stowers 1-2; Lipps 1-1.
 Detroit — Green 6-84; Perriman 4-26, 1 TD; Matthews 2-34; Farr 2-15; Barrett 1-14.



SAINTS 13, RAMS 10

October 11 at Superdome (68,591)

The Saints took the ball on the opening series of the game and put together a 12-play drive that was capped by a Bobby Hebert to Eric Martin scoring strike. Five plays earlier, Hebert hit Martin with a 23-yard completion to the Rams' 26 on a third-and-6. The Saints threatened early in the second quarter, but with the Saints at the Rams' 1, Leon White picked off an Hebert pass and returned it to the Rams' 39. That interception led to a Tony Zendejas field goal with 1:56 left in the first half. Fred McAfee took the ensuing kickoff 38 yards to the Saints' 43. On the next play, Hebert hooked up with Martin for a 12-yard completion and the Rams were assessed a 15-yard personal foul. Five plays later, Morten Andersen booted a field goal, three seconds prior to halftime. The Rams tied the game with 1:53 to play in the third quarter on a Cleveland Gary TD run that capped a 13-play, 75-yard drive that used 8:07 of the clock. The Saints got the ball at the Rams' 37 with 7:37 to play in the game following a Marcus Dowdell 34-yard punt return. Four minutes later, Andersen booted the 12th game-winning field goal of his career. New Orleans forced the Rams to punt on the next series, and the Saints were able to run out the final 2:43 on the strength of a Craig Heyward 3-yard run on a third-and-1. LB Rickey Jackson recorded three sacks for the Saints and was named NFC Defensive Player-of-the-Week.

Los Angeles	0	3	7	0-10
New Orleans	7	3	0	3-13

SCORING

N.O. — Martin 5 pass from Hebert (Andersen kick)
 L.A. — Zendejas 30 field goal
 N.O. — Andersen 26 field goal
 L.A. — Gary 1 run (Zendejas kick)
 N.O. — Andersen 20 field goal

TEAM STATISTICS

Los Angeles	New Orleans	
First Downs	13	19
Total Net Yards	196	301
Rushes-Yards	23-53	33-135
Net Yards Passing	143	166
Passes	11-20-1	15-24-1
QB Sacked-Yards	4-22	0-0
Punts	5-38	3-48.7
Fumbles-Lost	0-0	2-1
Penalties-Yards	6-53	5-34
Time of Possession	27:00	33:00

RUSHING

L.A. — Gary 19-38, 1 TD; Everett 2-11; Lang 2-4.
 New Orleans — Dunbar 14-68; Hilliard 7-44; Heyward 7-19; Hebert 5-4.

PASSING

Los Angeles — Everett 11-20-1, 165 yds.
 New Orleans — Hebert 15-24-1, 166 yds., 1 TD.

RECEIVING

Los Angeles — Ellard 5-89; Perrin 3-23; Anderson 1-44; Turner 1-6; Carter 1-3.
 New Orleans — Martin 6-103, 1 TD; Hilliard 3-26; Carroll 2-16; Early 2-16; Brenner 1-5; Dunbar 1-0.



SAINTS 30, CARDINALS 21

October 18 at Sun Devil Stadium
(27,735)

A Johnny Bailey TD run with 2:27 to play in the first quarter, capped a 10-play, 80-yard drive. Jimmy Spencer was called for pass interference in the end zone one play earlier. The Saints responded with a Morten Andersen field goal 5:09 later, but the Cardinals answered on their next series with a Chris Chandler to Ernie Jones TD pass, two plays after Reginald Jones was flagged for pass interference at the Saints' 9. New Orleans came back on their next possession and traveled from their own 20 to the Phoenix 9 in just five plays before a Bobby Hebert pass into the end zone was picked off by Dexter Davis with 4:41 to play in the first half. The Saints got the ball back at their own 36 two minutes later. Hebert hit Eric Martin for a 24-yard completion, and Aeneas Williams was called for interference, putting the Saints at the Cards' 12. Two plays later, Hebert connected with Martin for the Saints first TD of the day. The Saints pulled ahead 6:55 into the third quarter when Hebert hooked up with Dalton Hiliard, five plays after Sam Mills recovered a Ricky Proehl fumble at the Phoenix 38. An Hebert to Quinn Early TD strike 5:14 later gave the Saints a nine-point advantage, while a Craig Heyward scoring run with 10:51 to play extended the margin to 16. A Chandler to Anthony Edwards TD pass with 8:02 remaining marked the final points of the day. Hebert's 355 yards passing marked a career-high and tied for the second highest single game output by a Saint.

New Orleans.....	0	10	13	7-30
Phoenix.....	7	7	0	7-21

SCORING

Pho. — Bailey 1 run (Davis kick) 3
N.O. — Andersen 52 field goal
Pho. — Jones 7 pass from Chandler (Davis kick)
N.O. — Martin 11 pass from Hebert (Andersen kick)
N.O. — Hiliard 15 pass from Hebert (extra point mis-handled)
N.O. — Early 59 pass from Hebert (Andersen kick)
N.O. — Heyward 6 run (Andersen kick)
Pho. — Edwards 25 pass from Chandler (Davis kick)

TEAM STATISTICS

	New Orleans	Phoenix
First Downs	20	15
Total Net Yards	399	254
Rushes-Yards	25-50	18-60
Net Yards Passing	349	194
Passes	19-26-1	19-30-0
QB Sacked-Yards	1-6	2-24
Punts	3-52.3	5-49.6
Fumbles-Lost	3-0	3-1
Penalties-Yards	5-87	6-76
Time of Possession	32:22	27:38

RUSHING

New Orleans — Heyward 6-30, 1 TD; Dunbar 11-15; Hiliard 4-8; McAfee 1-2; Hebert 3(-5).
Phoenix — Bailey 9-42, 1 TD; Centers 4-17; Chandler 2-3; Brown 2-2; Jones 1(-4).

PASSING

New Orleans — Hebert 19-26-1, 355 yds, 3 TDs.
Phoenix — Chandler 19-30-0, 218 yds, 2 TDs.

RECEIVING

New Orleans — Martin 8-151, 1 TD; Hiliard 3-60, 1 TD; Early 2-85, 1 TD; Wainright 2-30; Heyward 2-13; Small 1-10; Dowdell 1-6.
Phoenix — Bailey 5-50; Hill 4-60; Proehl 4-45; Edwards 2-35, 1 TD; Jones 2-21, 1 TD; Brown 1-4; Centers 1-3.

SAINTS 23, BUCCANEERS 21

November 1 at Superdome (68,591)

Broderick Thomas intercepted Bobby Hebert's second pass of the day and returned it to the Saints' 31, but the New Orleans defense forced the Bucs to punt. New Orleans went on an 11-play, 80-yard drive on their next series that was capped by a Bobby Hebert to Dalton Hiliard scoring strike with 2:29 left in the first quarter. P Tommy Barnhardt scampared 12 yards to the Bucs' 37 on a fake field goal three plays earlier. Tampa Bay tied the contest on a Thomas 56-yard interception return, 1:29 into the second stanza, but the Saints regained the lead on a Morten Andersen field goal six seconds prior to halftime. Vince Buck intercepted a Steve DeBerg pass on the third play of the third quarter and returned it 17 yards to the Tampa Bay 18. Two plays later, Hiliard broke numerous tackles to put the Saints ahead by 10. Andersen added his second field goal of the day on the Saints' next series. A Vaughn Dunbar fumble at the Saints' 37 with 4:18 to play in the third quarter, led to a DeBerg to Willie Drewrey scoring pass with 1:33 to play in the third quarter. Marty Carter picked off an Hebert pass on the Saints next play from scrimmage, and Reggie Cobb capitalized with a TD run 1:57 into the final frame. The Saints responded on their next possession with an Andersen field goal that capped a 7-play, 32-yard drive. New Orleans stopped the Bucs on their final two possessions to preserve their fourth straight victory.

Tampa Bay	0	7	7	7-21
New Orleans.....	7	3	10	3-23

SCORING

N.O. — Hiliard 8 run (Andersen kick)
T.B. — Thomas 56 interception return (Willis kick)
N.O. — Andersen 31 field goal
N.O. — Hiliard 17 run (Andersen kick)
N.O. — Andersen 45 field goal
T.B. — Drewrey 4 pass from DeBerg (Willis kick)
T.B. — Cobb 4 run (Willis kick)
N.O. — Andersen 50 field goal

TEAM STATISTICS

	Tampa Bay	New Orleans
First Downs	10	18
Total Net Yards	154	309
Rushes-Yards	24-84	34-145
Net Yards Passing	70	164
Passes	13-25-1	14-27-3
QB Sacked-Yards	3-24	1-9
Punts	7-40.6	2-51.5
Fumbles-Lost	1-0	1-1
Penalties-Yards	6-72	6-40
Time of Possession	26:26	33:34

RUSHING

Tampa Bay — Cobb 19-72, 1 TD; McDowell 1-5; DeBerg 2-4; Anderson 2-3.
New Orleans — Hiliard 14-55, 1 TD; Heyward 7-33; Dunbar 8-25; Hebert 4-20; Barnhardt 1-12.

PASSING

Tampa Bay — DeBerg 13-25-1, 94 yds, 1 TD.
New Orleans — Hebert 14-27-3, 173 yds, 1 TD.

RECEIVING

Tampa Bay — Hall 4-32; Drewrey 3-22, 1 TD; Anderson 2-16; Hawkins 2-11; McDowell 1-9; Cobb 1-4.
New Orleans — Hiliard 5-60, 1 TD; Martin 3-20; Small 2-55; Heyward 1-15; Early 1-11; Dunbar 1-7; Carroll 1-5.

SAINTS 31, PATRIOTS 14

November 8 at Foxboro Stadium
(45,413)

The Saints first score of the day was set up by a Pat Swilling fumble recovery of a Jon Vaughn fumble at the Patriots' 11. Bobby Hebert hit Quinn Early for their second straight connection, on the final play of the first quarter, to give the Saints a 14-point lead. Roger Brown recovered a Marcus Dowdell muffed punt at the Saints' 8, 1:43 into the second quarter, and Leonard Russell put New England on the board on the next play from scrimmage. An Hebert to Dalton Hiliard TD pass with 3:27 to play in the first half capped a 10-play, 83-yard drive that used 5:55 of the clock. A Toi Cook interception that was brought back to the New England 32 set up a Vaughn Dunbar scoring run with 2:28 to play in the third quarter. A Morten Andersen field goal 3:20 into the final frame gave the Saints a 24-point lead, but Vincent Brown returned a Bobby Hebert pass for a score 1:05 later. Vaughn Johnson tallied a team-high 10 tackles for the Saints, including a sack, and New Orleans recorded five sacks as a team.

New Orleans.....	14	7	7	3-31
New England.....	0	7	0	7-14

SCORING

N.O. — Early 9 pass from Hebert (Andersen kick)
N.O. — Early 39 pass from Hebert (Andersen kick)
N.E. — Russell 8 run (Baumann kick)
N.O. — Hiliard 12 pass from Hebert (Andersen kick)
N.O. — Dunbar 1 run (Andersen kick)
N.O. — Andersen 46 field goal
N.E. — Brown 49 interception return (Baumann kick)

TEAM STATISTICS

	New Orleans	New England
First Downs	17	6
Total Net Yards	316	122
Rushes-Yards	30-118	18-84
Net Yards Passing	198	38
Passes	14-26-1	13-31-2
QB Sacked-Yards	0-0	5-40
Punts	8-42.1	11-35.9
Fumbles-Lost	3-1	3-2
Penalties-Yards	3-20	5-47
Time of Possession	35:41	24:19

RUSHING

New Orleans — Dunbar 17-52, 1 TD; Hiliard 11-42; Heyward 8-19; Early 1-7; Hebert 1-7; Barnhardt 1(-9).
New England — Russell 10-31, 1 TD; Zolak 4-29; Turner 1-11; Vaughn 2-8; Stephens 1-5.

PASSING

New Orleans — Hebert 14-26-1, 198 yds, 3 TDs.
New England — Hodson 8-22-1, 58 yds; Zolak 5-9-1, 20 yds.

RECEIVING

New Orleans — Hiliard 4-51, 1 TD; Early 3-62, 2 TDs; Martin 3-54; Dunbar 2-16; Small 1-9; Brenner 1-6.
New England — Fryar 4-39; Cook 4-13; McMurry 3-12; Coates 1-7; Vaughn 1-7.

49ERS 21, SAINTS 20

November 15 at Candlestick Park
(64,895)

The Saints first score came via a Morten Andersen field goal with 6:18 to play in the first quarter. A 41-yard completion from Bobby Hebert to Dalton Hiliard to the 49ers' 12 set up the score. Brett Maxie intercepted a Steve Young pass at the Saints' 30 with five seconds to play in the first quarter, propelling New Orleans on an 8-play, 70-yard drive that ended with an Hebert to Torrance Small TD pass, 3:49 into the second quarter. San Francisco responded on their next series with a 12-play, 80-yard drive that resulted in a Young scoring run. All 80 yards on the drive were accounted for on the ground, including 60 by Ricky Waters. Andersen added his second field goal of the day on the Saints first possession of the second half, and Hebert connected with Dalton Hiliard for a TD pass with 3:31 to play in the third quarter, three plays after Hebert hit Wesley Carroll for a 26-yard completion on a third-and-8 from the Saints' 42. San Francisco closed the deficit to six points on a TD pass from Young to Brent Jones, 4:44 into the fourth quarter, capping a 65-yard drive that took just 1:54. The 49ers trailed by six with four minutes to play, and had the ball at their own 26 when they traveled 74 yards, the last eight which came on a TD pass from Young to Jones with 46 seconds remaining in the game. San Francisco converted all three third down attempts on the march. The Saints got the ball back at their own 31 with 40 seconds to play, and got to the 49ers 36 before time expired. Ricky Jackson registered two sacks, two passes defended and a forced fumble, while Vaughn Johnson recorded 10 tackles.

New Orleans.....	3	7	10	0-20
San Francisco.....	0	7	0	14-21

SCORING

N.O. — Andersen 29 field goal
N.O. — Small 22 pass from Hebert (Andersen kick)
S.F. — Young 10 run (Cofar kick)
N.O. — Andersen 42 field goal
N.O. — Hiliard 11 pass from Hebert (Andersen kick)
S.F. — Jones 14 pass from Young (Cofar kick)
S.F. — Jones 8 pass from Young (Cofar kick)

TEAM STATISTICS

	New Orleans	San Francisco
First Downs	16	24
Total Net Yards	336	367
Rushes-Yards	15-43	30-176
Net Yards Passing	293	191
Passes	22-35-0	24-37-1
QB Sacked-Yards	1-8	4-14
Punts	5-43.4	4-39.5
Fumbles-Lost	1-0	1-0
Penalties-Yards	3-25	1-5
Time of Possession	26:11	33:49

RUSHING

New Orleans — Hiliard 12-34; Heyward 2-7; Dunbar 1-2.
San Francisco — Watters 21-115; Young 8-58, 1 TD; Rathman 1-3.

PASSING

New Orleans — Hebert 22-35-0, 301 yds, 2 TDs.
San Francisco — Young 24-37-1, 205 yds, 2 TDs.

RECEIVING

New Orleans — Hiliard 6-88, 1 TD; Martin 5-56; Small 5-55, 1 TD; Carroll 2-33; Heyward 2-26; Dunbar 1-13; Early 1-10; Cooper 0-20.
San Francisco — Rice 8-68; Rathman 5-33; Jones 4-54, 2 TDs; Watters 3-11; Williams 2-27; Sherrard 2-12.



SAINTS 20, REDSKINS 3
November 23 at Superdome (68,591)

Washington took the ball on their opening possession and proceeded on a 19-play, 70-yard drive that used 10:07 of the clock and ended with a Chip Lohmiller field goal. New Orleans went ahead for good on a Dalton Hilliard scoring run with 4:12 to play in the opening half. Three plays earlier, Bobby Hebert hit Wesley Carroll for a 32-yard completion on a third-and-four from the Saints' 37. A Patrick Newman 13-yard punt return gave the Saints the ball at the Skins' 46 with 2:49 to play in the half. Brad Edwards was flagged for interference on the first play of the drive, putting the Saints at the Washington 5. Three plays later, Hebert found Quinn Early in the end zone on third-and-goal. The Saints first series of the second half resulted in a Morten Andersen field goal with 5:27 to play in the third quarter. A 45-yard completion from Hebert to Eric Martin to the Redskins' 35 on the second play of the drive set up the score. Andersen added his second 3-pointer of the day, with 4:02 left in the game to conclude a 7-play, 45-yard drive.

Washington	3	0	0	0—3
New Orleans	0	14	3	3—20

SCORING

Wash. — Lohmiller 34 field goal
 N.O. — Hilliard 18 run (Andersen kick)
 N.O. — Early 5 pass from Hebert (Andersen kick)
 N.O. — Andersen 43 field goal
 N.O. — Andersen 45 field goal

TEAM STATISTICS

	Washington	New Orleans
First Downs	14	12
Total Net Yards	227 ²	224
Rushes-Yards	20-58	26-82
Net Yards Passing	169	142
Passes	39-21-1	18-14-0
OB Sacked-Yards	4-38	0-0
Punts	6-47	4-47
Fumbles-Lost	3-0	1-0
Penalties-Yards	5-92	3-25
Time of Possession	29:52	30:08

RUSHING

Washington — Byner 13-29; Rypien 2-11; Howard 1-7; Ervins 3-6; Goodburn 1-5;
 New Orleans — Hilliard 13-54, 1 TD; Heyward 7-26; McAfee 2-1; Hebert 4-1.

PASSING

Washington — Rypien 21-38-1, 207 yds; Byner 0-1-0.
 New Orleans — Hebert 14-18-0, 142 yds; 1 TD.

RECEIVING

Washington — Sanders 4-54; Byner 4-10; Monk 3-27; Orr 3-23; Clark 2-43; Ervins 2-23; Warren 2-19; Howard 1-8.
 New Orleans — Hilliard 5-20; Carroll 2-38; Early 2-10, 1 TD; Martin 1-45; Wainright 1-9; Small 1-8; Stowers 1-8; Heyward 1-4.

SAINTS 24, DOLPHINS 13
November 29 at Superdome (68,591)

The Saints started their first scoring drive at their own 38 following a Patrick Newman 18-yard punt return. A 17-yard completion from Bobby Hebert to Eric Martin put the Saints in Dolphins' territory, and a 32-yard strike from Hebert to Quinn Early put the Saints at the Miami 1. Dalton Hilliard scored his 50th career touch-down two plays later, with 1:57 left in the first quarter. Miami tied the game with a 12-play, 80-yard drive that ended in a Dan Marino to Mark Duper scoring pass with 4:49 to play in the first half. A Pete Stoyanovich 55-yard field goal attempt fell short as time expired in the opening half. Stoyanovich regrouped to give the Dolphins a 3-point lead 3:28 into the third quarter, four plays after Newman fumbled a punt at the Saints' 31. New Orleans responded on their next possession with a 12-play, 68-yard drive that ended in a Morten Andersen field goal. On the third play of the next series, Pat Swilling stripped the ball from Dan Marino, and "Pig" Goff picked it up and raced untouched for the go-ahead score. Miami closed the gap on Stoyanovich's second field goal of the day, 57 seconds into the fourth quarter. The score came four plays after Tommy Barnhardt was unable to get off a punt, giving the Dolphins the ball at the Saints' 24. The first play of Miami's next possession resulted in a Vince Buck interception return for his first NFL touchdown, with 9:55 to play in the contest. The Saints sacked Dan Marino a career-high five times, including two by Wayne Martin. Sam Mills registered 12 tackles, while Pat Swilling recorded a season-high eight stops.

Miami	0	7	3	3—13
New Orleans	7	10	7	7—24

SCORING

N.O. — Hilliard 1 run (Andersen kick)
 Mia. — Duper 2 pass from Marino (Stoyanovich kick)
 Mia. — Stoyanovich 48 field goal
 N.O. — Andersen 26 field goal
 N.O. — Goff 28 fumble return (Andersen kick)
 Mia. — Stoyanovich 34 field goal
 N.O. — Buck 34 interception return (Andersen kick)

TEAM STATISTICS

	Miami	New Orleans
First Downs	17	15
Total Net Yards	281	252
Rushes-Yards	18-58	32-127
Net Yards Passing	223	125
Passes	26-43-1	11-22-0
OB Sacked-Yards	5-36	1-10
Punts	4-46.5	6-44
Fumbles-Lost	4-2	1-1
Penalties-Yards	2-15	2-15
Time of Possession	29:16	30:44

RUSHING

Miami — Higgs 15-46; Humphrey 2-13; Paige 1-(-1).
 New Orleans — Heyward 12-58; McAfee 10-43; Hebert 3-18; Hilliard 1-12; Early 1-(-2); Barnhardt 1-(-5).

PASSING

Miami — Marino 26-42-1, 259 yds, 1 TD; Martin 0-1-0.
 New Orleans — Hebert 11-22-0, 135 yds.

RECEIVING

Miami — Duper 7-75, 1 TD; Humphrey 6-40; Clayton 4-29; Banks 3-48; Martin 3-39; Paige 2-16; Higgs 1-12.
 New Orleans — Martin 4-52; Hilliard 3-16; Early 1-32; Brenner 1-19; Carroll 1-11; Heyward 1-5.



SAINTS 22, FALCONS 14
December 3 at Superdome (68,591)

The Saints first three drives of the game resulted in three Morten Andersen field goals. The opening series took 17 plays and used 11:27 of the clock. The Falcons were driving late in the first half, but Gene Atkins recovered a Steve Broussard fumble at the Saints' 38 with 25 seconds left. New Orleans had a chance to go up by 12 when they lined up for a 32-yard field goal attempt with 4:04 left in the second quarter. The snap went through the hands of holder Tommy Barnhardt, and Atlanta's Jessie Tuggle scooped up the loose ball and raced for a touch-down. The Saints took a five-point lead on Andersen's fourth field goal of the evening, with 7:23 to play in the game. A Craig Heyward 23-yard run put the Saints at the Falcons' 28, and a 20-yard completion from Bobby Hebert to Eric Martin put New Orleans at the Atlanta 6. Deion Sanders returned the ensuing kickoff 60 yards to the Saints' 45. Six plays later, Wade Wilson hit Michael Haynes for the go-ahead score. The Saints got the ball back on their own 29 with 4:14 remaining. Hebert guided New Orleans to the Falcons' 20 in eight plays before Andersen booted his fourth game-winning field goal of the season, with 1:56 to play. Eric Martin made a 25-yard diving catch on the second play of the series to put the Saints at the Atlanta 40. Tor Cook picked off a Wilson pass on the third play of the next series to seal the outcome. DE Wayne Martin registered four sacks for the Saints and was named NFC Defensive Player-of-the-Week.

Atlanta	0	0	7	7—14
New Orleans	3	6	0	13—22

SCORING

N.O. — Andersen 20 field goal
 N.O. — Andersen 31 field goal
 N.O. — Andersen 24 field goal
 Atl. — Tuggle 69 fumble return (Johnson kick)
 N.O. — Andersen 26 field goal
 Atl. — Haynes 13 pass from Wilson (Johnson kick)
 N.O. — Andersen 37 field goal
 N.O. — Cook 48 interception return (Andersen kick)

TEAM STATISTICS

	Atlanta	New Orleans
First Downs	10	22
Total Net Yards	168	388
Rushes-Yards	13-76	40-144
Net Yards Passing	92	244
Passes	11-21-2	20-29-1
OB Sacked-Yards	5-34	0-0
Punts	4-46.5	1-41
Fumbles-Lost	2-1	1-1
Penalties-Yards	1-5	1-10
Time of Possession	19:03	40:57

RUSHING

Atlanta — Broussard 8-63; Smith 5-13.
 New Orleans — Heyward 11-53; McAfee 17-43; Hilliard 8-28; Hebert 2-18; Dunbar 1-2; Barnhardt 1-0.

PASSING

Atlanta — Tolliver 6-11-0, 55 yds; Wilson 5-10-2, 71 yds, 1 TD.
 New Orleans — Hebert 20-29-1, 244 yds.

RECEIVING

Atlanta — Rison 4-63; Pritchard 3-25; Broussard 2-9; Hill 1-16; Haynes 1-13, 1 TD.
 New Orleans — Martin 5-82; Early 4-48; Brenner 3-18; Heyward 2-42; Hilliard 2-16; McAfee 1-16; Small 1-9; Heyward 1-7; Stowers 1-6.

SAINTS 37, RAMS 14
December 13 at Anaheim Stadium (47,355)

The Saints scored early and often, with touchdowns on three of their first four possessions. Sam Mills recovered a Cleveland Gary fumble at the Rams' 12 to set up the first score, 11 minutes into the game. Tor Cook picked off a Jim Everett pass with the Rams at the Saints' 17, leading to a 10-play, 76-yard TD drive that was capped by Fred McAfee's first touchdown of the year, 27 seconds into the second quarter. Bobby Hebert and Torrance Small hooked up for the Saints' third touchdown of the day, 10:10 later. Jimmy Spencer recovered a Willie Anderson fumble at the Rams' 33 to set up a Morten Andersen field goal with 48 seconds to play in the first half. New Orleans continued the scoring barrage with touchdowns on their first two series of the second half. Vaughn Dunbar culminated a 9-play, 78-yard drive with 6:47 to play in third quarter, and Ricky Jackson recovered a Cleveland Gary fumble with the Rams at the Saints' 1, leading to a 7-play, 77-yard touchdown drive. Los Angeles scored on their final two series of the game to end the Saints shutout bid. For the first and only time this season, New Orleans failed to record a sack. Andersen missed an extra point following the Saints first touchdown of the game, snapping a string of 120 successful PATs.

New Orleans	6	17	7	7—37
Los Angeles	0	0	0	14—14

SCORING

N.O. — Martin 12 pass from Hebert (Andersen kick failed)
 N.O. — McAfee 1 run (Andersen kick)
 N.O. — Small 16 pass from Hebert (Andersen kick)
 N.O. — Andersen 21 field goal
 N.O. — Dunbar 1 run (Andersen kick)
 N.O. — Heyward 9 run (Andersen kick)
 L.A. — Anderson 17 pass from Everett (Zendejas kick)
 L.A. — Ellard 32 pass from Everett (Zendejas kick)

TEAM STATISTICS

	New Orleans	Los Angeles
First Downs	26	18
Total Net Yards	399	328
Rushes-Yards	33-161	20-102
Net Yards Passing	238	226
Passes	16-27-0	24-42-3
OB Sacked-Yards	0-0	0-0
Punts	3-37.7	3-38.7
Fumbles-Lost	1-1	3-3
Penalties-Yards	2-10	8-55
Time of Possession	32:01	27:59

RUSHING

New Orleans — Dunbar 13-91, 1 TD; Heyward 11-50, 1 TD; McAfee 6-24, 1 TD; M. Buck 3-(-4).
 Los Angeles — Gary 13-58; Everett 4-41; Thompson 2-4; Delpino 1-(-1).

PASSING

New Orleans — Hebert 15-25-0, 238 yds, 2 TDs; M. Buck 1-2-0, 0 yds.
 Los Angeles — Everett 24-42-3, 226 yds, 2 TDs.

RECEIVING

New Orleans — Heyward 4-36; Martin 3-46, 1 TD; Early 2-44; Brenner 2-38; Small 2-24, 1 TD; Carroll 1-22; Wainright 1-17; Hilliard 1-11.
 Los Angeles — Ellard 4-70, 1 TD; Price 4-47; Gary 3-28; Delpino 3-17; Lang 3-17; Thompson 3-5; Anderson 2-23, 1 TD; Harry 1-12; Chadwick 1-7.



BILLS 20, SAINTS 16

December 20 at Superdome (68,591)

A 25-yard punt return by Clifford Hicks to the Saints' 43 set up the Bills first score of the day, 3:56 into the contest. The Saints responded on their next series with an 11-play, 64-yard drive that led to a Morten Andersen field goal with 3:47 to play in the first quarter. Al Edwards fumbled the ensuing kickoff and Buford Jordan recovered at the Bills' 30, leading to another Andersen 3-pointer. The first touchdown of the day was scored with 1:13 to play in the first half, four plays after Bobby Hebert hit Craig Heyward for a 16-yard completion to put the Saints in Bills' territory. Reginald Jones picked off a Jim Kelly pass in the end zone with five seconds left in the opening half, but the Bills came back with a 10-play, 69-yard TD drive to open the third quarter. The key play came on the third snap of the drive when Thurman Thomas busted loose for a 41-yard gain on a third-and-10 from the Bills' 31. New Orleans got to the Buffalo 28 on the next series, but the threat was halted when Nate Odomes intercepted an Hebert pass at the Bills' 3. Andersen put the Saints up by six with his third field goal of the game, with 4:02 remaining in the third quarter. Buffalo's go-ahead touchdown capped a 10-play, 85-yard drive, and came one play after Jones was flagged for pass interference in the end zone. Buford Jordan fumbled the ensuing kickoff, leading to a Christie field goal with 3:36 left to play. The Saints were held to just 28 net yards in the second half. The Saints yielded a season-high four sacks, including two each by Jeff Wright and Phil Hansen. Sam Mills led the Saints defense with a career-high 19 tackles.

Buffalo3	0	7	10	20
New Orleans6	7	3	0	16

SCORING

Buff. — Christie 25 field goal	
N.O. — Andersen 35 field goal	
N.O. — Andersen 27 field goal	
N.O. — Small 20 pass from Hebert (Andersen kick)	
Buff. — Thomas 6 run (Christie kick)	
N.O. — Andersen 42 field goal	
Buff. — Thomas 2 run (Christie kick)	
Buff. — Christie 29 field goal	

TEAM STATISTICS

	Buffalo	New Orleans
First Downs	19	12
Total Net Yards	307	205
Rushes-Yards	40-181	21-48
Net Yards Passing	126	157
Passes	13-28-1	17-32-1
QB Sacked-Yards	1-9	4-32
Punts	7-46.1	7-43
Fumbles-Lost	3-1	3-2
Penalties-Yards	6-39	3-48
Time of Possession	30:42	29:18

RUSHING

Buffalo — Thomas 24-115, 2 TDs; Gardner 5-34; Davis 8-26; Kelly 2-4; Reed 1-2.
New Orleans — Heyward 9-19; Hilliard 4-16; Dunbar 5-10; Hebert 2-9; Early 1-6.

PASSING

Buffalo — Kelly 13-28-1, 135 yds.
New Orleans — Hebert 17-32-1, 189 yds., 1 TD.

RECEIVING

Buffalo — Thomas 6-62; Beebe 3-38; Reed 2-19; Lofton 1-11; Edwards 1-5.
New Orleans — Small 4-58, 1 TD; Martin 4-43; Heyward 3-28; Hilliard 2-16; Wainwright 1-17; Carroll 1-15; Dunbar 1-7; Early 1-5.

SAINTS 20, JETS 0

December 26 at Giants Stadium (45,614)

The Jets marched from their own 20 to the Saints' 27 on the opening series of the game but couldn't move any further. Dalton Hilliard fumbled on the next play from scrimmage, and Mo Lewis recovered at the Saints' 19. Three plays later, Sam Mills stripped the ball from Browning Nagle and raced untouched for the first score of the day. Lewis intercepted a Bobby Hebert pass with the Saints at the Jets' 2 later in the first quarter. Morten Andersen booted his 19th straight field goal with 33 seconds to play in the first half to give New Orleans a 10-point lead. Craig Heyward's TD run with 4:28 to play in the third quarter capped a 9-play, 65-yard drive. Heyward's 22-yard run on the first play of the series put the Saints in Jets' territory. Andersen hit his second 3-pointer of the day, 1:31 into the final game. Tom Cook's interception in the end zone midway through the fourth quarter preserved the Saints' only shutout of the season. New Orleans recorded five sacks.

New Orleans7	3	7	3	—20
New York0	0	0	0	—0

SCORING

N.O. — Mills 76 fumble return (Andersen kick)	
N.O. — Andersen 27 field goal	
N.O. — Heyward 2 run (Andersen kick)	
N.O. — Andersen 36 field goal	

TEAM STATISTICS

	New Orleans	New York
First Downs	17	10
Total Net Yards	280	172
Rushes-Yards	31-95	20-55
Net Yards Passing	185	117
Passes	14-25-3	16-34-2
QB Sacked-Yards	0-0	5-25
Punts	2-43	7-35.3
Fumbles-Lost	1-1	2-1
Penalties-Yards	1-28	7-50
Time of Possession	30:59	29:01

RUSHING

New Orleans — Hilliard 14-38; Heyward 6-34, 1 TD; Dunbar 10-24; Hebert 1-11.
New York — Brown 10-29; Nagle 2-11; Canley 4-9; Graham 3-5; Blake 1-1.

PASSING

New Orleans — Hebert 14-25-3, 185 yds.
New York — Nagle 15-28-1, 139 yds; Blake 1-6-1, 3 yds.

RECEIVING

New Orleans — Martin 5-94; Hilliard 5-27; Early 3-47; Wainwright 1-17.
New York — Moore 6-60; Burkett 4-41; Mathis 2-13; Mitchell 2-7; Brown 1-20; Whisenhunt 1-1.

EAGLES 36, SAINTS 20

January 3 at Superdome (68,893)

The Saints took the ball on the opening series of the game and traveled 73 yards in 5:40 towards their first score of the day. The Eagles struck back to tie the game 5:58 later, but the Saints regained the lead 6:42 into the second quarter when a Morten Andersen field goal capped a 13-play, 71-yard drive that used 6:42 of the clock. The Saints took a 10-point lead 4:04 later, three plays after Bobby Hebert opened a drive with a 20-yard completion Quinn Early to the Eagles' 33, and two plays after Hebert connected with Vaughn Dunbar for a 24-yard strike. The Eagles got to the Saints' 25 on their first possession of the second half, but Rickey Jackson stripped the ball from Randall Cunningham and Wayne Martin recovered at the Saints' 31. On the next play, Hebert hit Dunbar for a 35-yard catch and run, leading to an Andersen field goal with 6:28 to play in the third frame. The Saints next play from scrimmage resulted in an Eric Allen interception at the Eagles' 38, leading to a Roger Ruzek field goal with 1:01 to play in the third quarter. Philadelphia took the lead with touchdowns on their first two series of the fourth quarter. The first TD drive covered 64 yards in nine plays, and the second one was set up when Seth Joyner returned an interception 14 yards to the Saints' 26. Reggie White sacked Hebert in the end zone for a safety, four plays following the Birds' second touchdown, and Eric Allen returned an interception for a TD with 2:17 to play to ice the game.

Philadelphia7	0	3	26	—36
New Orleans7	10	3	0	—20

SCORING

N.O. — Heyward 1 run (Andersen kick)	
Phi. — Barnett 57 pass from Cunningham (Ruzek kick)	
N.O. — Andersen 35 field goal	
N.O. — Early 7 pass from Hebert (Andersen kick)	
N.O. — Andersen 42 field goal	
Phi. — Ruzek 40 field goal	
Phi. — Barnett 35 pass from Cunningham (Ruzek kick)	
Phi. — Sherman 6 run (Ruzek kick)	
Phi. — Safety, Hebert sacked in end zone by White	
Phi. — Ruzek 39 field goal	
Phi. — Allen 18 interception return	

TEAM STATISTICS

	Philadelphia	New Orleans
First Downs	19	20
Total Net Yards	349	360
Rushes-Yards	28-136	20-76
Net Yards Passing	213	284
Passes	19-35-0	23-39-3
QB Sacked-Yards	1-6	1-7
Punts	5-51.2	3-45.3
Fumbles-Lost	1-1	1-1
Penalties-Yards	4-37	4-35
Time of Possession	31:25	28:35

RUSHING

Philadelphia — Sherman 21-105, 1 TD; Cunningham 2-19; Walker 5-12.
New Orleans — Dunbar 4-28; Heyward 10-23, 1 TD; Hebert 3-18; Hilliard 3-7.

PASSING

Philadelphia — Cunningham 19-35-0, 219 yds, 2 TDs.
New Orleans — Hebert 23-39-3, 291 yds, 1 TD.

RECEIVING

Philadelphia — Byars 6-37; Barnett 4-102, 2 TDs; Williams 4-36; Sherman 3-29; Green 1-14; Walker 1-1.
New Orleans — Early 7-93, 1 TD; Martin 5-64; Dunbar 4-49; Heyward 3-45; Brenner 2-24; Hilliard 1-10; Small 1-6.



HEAD COACHES 1967-92

Year	W	L	T
Tom Fears			
1967	3	11	0
1968	4	9	1
1969	5	9	0
1970	1	5	1
Totals	13	34	2
J.D. Roberts			
1970	1	6	0
1971	4	8	2
1972	2	11	1
Totals	7	25	3
John North			
1973	5	9	0
1974	5	9	0
1975	1	5	0
Totals	11	23	0
Ernie Hefferle			
1975	1	7	0
Hank Stram			
1976	4	10	0
1977	3	11	0
Totals	7	21	0
Dick Nolan			
1978	7	9	0
1979	8	8	0
1980	0	12	0
Totals	15	29	0
Dick Stanfel			
1980	1	3	0
O.A. (Bum) Phillips			
1981	4	12	0
1982	4	5	0
1983	8	8	0
1984	7	9	0
1985	4	8	0
Totals	27	42	0
Wade Phillips			
1985	1	3	0
Jim Mora			
1986	7	9	0
1987	12	3	0
1988	10	6	0
1989	9	7	0
1990	8	8	0
1991	11	5	0
1992	12	4	0
Totals	69	42	0



SAINTS 1992 STATISTICS

WON 12, LOST 4

09/6	L	13-15	at Philadelphia	63,513
09/13	W	28-6	Chicago	68,591
09/20	W	10-7	at Atlanta	67,328
09/27	L	10-16	San Francisco	68,591
10/4	W	13-7	at Detroit	66,971
10/11	W	13-10	L.A. Rams	68,591
10/18	W	30-21	at Phoenix	27,735
11/01	W	23-21	Tampa Bay	68,591
11/08	W	31-14	at New England	45,413
11/15	L	20-21	at San Francisco	64,895
11/23	W	20-3	Washington	68,591
11/29	W	24-13	Miami	68,591
12/03	W	22-14	Atlanta	68,591
12/13	W	37-14	at L.A. Rams	47,355
12/20	L	16-20	Buffalo	68,591
12/26	W	20-0	at New York Jets	45,614

SAINTS

TOTAL FIRST DOWNS	267
Rushing	92
Passing	155
Penalty	20
3rd Down: Made/Att	75/197
3rd Down Pct.	38.1
4th Down: Made/At	3/8
4th Down Pct.	37.5
POSSESSION AVG.	31:10
TOTAL NET YARDS	4806
Avg. Per Game	300.4
Total Plays	895
Avg. Per Play	5.4
NET YARDS RUSHING	1628
Avg. Per Game	101.8
Total Rushes	454
NET YARDS PASSING	3178
Avg. Per Game	198.6
Sacked/Yards Lost	15/119
Gross Yards	3297
Att./Completions	426/251
Completion Pct.	58.9
Had Intercepted	16
PUNTS/AVERAGE	67/44.0
NET PUNTING AVG.	67/37.7
PENALTIES/YARDS	60/567
FUMBLES/BALL LOST	27/13
TOUCHDOWNS	35
Rushing	10
Passing	19
Returns	6

SCORE BY PERIODS

	Q1	Q2	Q3	Q4	OT	PTS.
SAINTS	70	86	91	83	0	330
OPPONENTS	26	64	31	81	0	202

PASSING	Att.	Cmp	Yds	Cmp%	Yds/Att
Hebert	422	249	3287	59.0	7.79
M. Buck	4	2	10	50.0	2.50
SAINTS	426	251	3297	58.9	7.74
OPPONENTS	511	287	2846	56.2	5.57

SCORING

	TD-Ru	Pa-RT	PAT	FG	S	PTS.	
Andersen	0	0	0	33/34	29/34	0 120	
Hilliard	7	3	4	0/0	0/0	0 42	
Early	5	0	5	0/0	0/0	0 30	
E. Martin	5	0	5	0/0	0/0	0 30	
Dunbar	3	3	0	0/0	0/0	0 18	
Heyward	3	3	0	0/0	0/0	0 18	
Small	3	0	3	0/0	0/0	0 18	
Carroll	2	0	2	0/0	0/0	0 12	
Goff	2	0	2	0/0	0/0	0 12	
V. Buck	1	0	1	0/0	0/0	0 6	
Cook	1	0	1	0/0	0/0	0 6	
Jones	1	0	1	0/0	0/0	0 6	
McAfee	1	0	1	0/0	0/0	0 6	
Mills	1	0	1	0/0	0/0	0 6	
TEAM	35	10	19	6	33/35	29/34	0 330
OPP.	24	8	13	3	22/24	12/17	0 202

SACKS: W. Martin 15.5, Jackson 13.5, Swilling 10.5, Warren 4.0, Wilks 4.0, Mills 3.0, Turnbull 1.5, Cook 1.0, Johnson 1.0, Maxie 1.0, Miller 1.0, V. Buck 0.5, Smeenge 0.5.
SAINTS 57.0
OPPONENTS 15.0

RUSHING

	No.	Yds	Avg	Long	TD
Dunbar	154	565	3.7	25	3
Hilliard	115	445	3.9	22	3
Heyward	104	416	4.0	23	3
McAfee	39	114	2.9	19	1
Hebert	32	95	3.0	18	0
Early	3	-1	-3.7	7	0
Barnhardt	4	-2	-5.0	12	0
M. Buck	3	-4	-1.3	1	0
SAINTS	454	1628	3.6	25	10
OPP.	381	1605	4.2	41	8

KICKOFF RETURNS

	No.	Yds	Avg	Long	TD
Dunbar	10	187	18.7	27	0
Heyward	1	14	14.0	14	0
Hilliard	7	130	18.6	48	0
Jordan	1	18	18.0	18	0
Kennard	1	11	11.0	11	0
McAfee	19	393	20.7	38	0
Newman	3	62	20.7	29	0
SAINTS	42	815	19.4	48	0
OPP.	40	923	23.1	60	0

RECEIVING

	No.	Yds	Avg	Long	TD
E. Martin	68	1041	15.3	52	5
Hilliard	48	465	9.7	41	4
Early	30	566	18.9	59	5
Small	23	278	12.1	33	3
Heyward	19	159	8.4	21	0
Carroll	18	292	16.2	72	2
Brenner	12	161	13.4	23	0
Wainright	9	143	15.9	29	0
Dunbar	9	62	6.9	13	0
Turner	5	43	8.6	18	0
Stowers	4	23	5.8	8	0
Newman	3	21	7.0	8	0
McAfee	1	16	16.0	160	0
Dowdell	1	6	6.0	6	0
Lipps	1	1	1.0	1	0
Cooper	0	20	—	20	0
SAINTS	251	3297	13.1	72	19
OPP.	287	2846	9.9	44	13

PUNTING

	No.	Yds	Avg	Net TB	In	Lg	B	
Barnhardt	67	2947	44.0	37.7	10	19	62	0
SAINTS	67	2947	44.0	37.7	10	19	62	0
OPP.	89	3666	41.2	37.0	7	19	59	1

FIELD GOALS

	1-19	20-29	30-39	40-49	50+
Andersen	0/0	10/10	8/10	8/11	3/3
SAINTS	0/0	10/10	8/10	8/11	3/3
OPP.	1/1	3/3	5/7	3/4	0/2

Andersen: [39G, 31G, 41N] [42N] [47G] [42G, 37N] [47N, 50G, 20G] [26G, 30G] [52G] [39N, 31G, 45G, 50G] [46G] [29G, 42G] [43G, 45G] [26G] [20G, 31G, 24G, 26G, 37G] [21G] [35G, 27G, 42G] [27G, 36G]
OPPONENTS: (18G) [39G, 30G, 37N] [41N] [40G, 26G, 42G] () [30G] () () [32N] [34G] [55N, 48G, 34G] () [25G, 50N, 29G] ()

DEFENSIVE STATS

	Tkl	Asst	Tot	Sack	Yds	Int	Yds	PD	FR	FF
S. Mills	96	34	130	3.0	21	1	10	1	3	4
V. Johnson	63	21	84	1.0	10					
G. Atkins	66	17	83			3	0	18	1	1
W. Martin	53	17	70	15.5	102			5	2	3
R. Jackson	56	10	66	13.5	95			8	3	6
T. Cook	46	14	60	1.0	10			6	90	17
R. Jones	50	4	54			2	71	13		
P. Swilling	40	9	49	10.5	67.5			3	1	3
B. Maxie	33	11	44	1.0	5	2	12	9	1	1
J. Spencer	32	6	38					9	1	1
V. Buck	26	7	33	0.5	0	2	51	6		
F. Warren	25	8	33	4.0	21			2	1	1
J. Wilks	22	6	28	4.0	24					
C. Mack	16	3	19					3	1	1
L. Miller	15	4	19	1.0	5			1	1	1
K. Taylor	16	2	18			2	20	5	1	1
R. Goff	9		9							
R. Turnbull	5	1	6	1.5	13					
J. Williams	4	1	5							
B. Hebert	3		3							
J. Smeenge	2	1	3	0.5	2.5					
D. Kennard	2		2							
D. Winston	1	1	2							
H. Brenner	1		1							
S. Brock	1		1							
R. Cooper	1		1							
V. Dunbar	1		1							
Q. Early	1		1							
C. Heyward	1		1							
S. Lumpkin	1		1							
E. Martin	1		1							
T. Small	1		1							
T. Stowers	1		1							
J. Dombrowski	1		1							

PUNT RETURNS

	Ret	FC	Yds	Avg	Long	TD
Newman	23	10	158	6.9	18	0
Dowdell	12	6	37	3.1	34	0
Lipps	5	1	22	4.4	16	0
Turner	3	0	10	3.3	5	0
V. Buck	2	4	4	2.0	3	0
SAINTS	45	21	233	5.1	34	0
OPP.	31	21	218	7.0	34	0

INTERCEPTIONS

	No.	Yds	Avg	Long	TD
Cook	6	90	15.0	48	1
Atkins	3	0	0.0	0	0
Jones	2	71	35.5	71td	1
V. Buck	2	51	25.5	34	1
Taylor	2	20	10.0	20	0
Maxie	2	12	6.0	8	0
Mills	1	10	10.0	10	0
SAINTS	18	254	14.1	71t	3
OPP.	16	280	17.5	56t	2

SPECIAL TEAMS TOTALS

	Tk	Asst	Tot	FR	FF	BB
J. Williams	10	1	11			
D. Winston	7	2	9			
F. Wainright	7	7				
S. Lumpkin	5	5		1		
J. Spencer	5	5				
K. Taylor	4	1	5			
B. Maxie	4	4				
P. Newman	4	4				
J. Smeenge	3	1	4			
T. Stowers	3	3				
R. Turnbull	3	3				
T. Cook	2	1	3			1
C. Mack	2	1	3			
M. Andersen	2	2				
T. Legette	2	2				
G. Atkins	1	1				1
T. Barnhardt	1	1				
V. Buck	1	1				
M. Dowdell	1	1	3			
J. Hilgenberg	1	1				
R. Jones	1	1				
F. McAfee	1	1				
B. Jordan						1

(Totals do not include special teams statistics)





NEW ORLEANS SAINTS 1992 OFFENSE

Table with columns: Opp, 1Dn, 1Dn 1Dn, 3Dn 3Dn, Total, Gain/Play, Rushing (Yds, Avg, Att, Comp, Net, Sack, Yds, Int, Fum, Lost, Pen), TD, TD 1Dn, TD 3Dn, PAT/PAT Ret, Made, FG Time

Totals 268 92 155 21 75 197 4806 895 5.4 454 1628 3.6 426 251 3178 15 119 16 27 13 60 567 10 19 6 33 35 29 34

NEW ORLEANS SAINTS 1992 DEFENSE

Table with columns: Opp, 1Dn 1Dn, 1Dn 1Dn, 3Dn 3Dn, Total, Gain/Play, Rushing (No, Yds, Avg, Att, Comp, Net, Sack, Yds, Int, Fum, Lost, Pen), TD, TD 1Dn, TD 3Dn, PAT/PAT Ret, Made, FG Time

Totals 246 86 146 14 71 209 4075 949 4.3 381 1605 4.2 511 287 2470 57 376 18 37 20 77 729 8 13 3 22 24 12 17





SAINTS SERIES RECORDS

Date	Saints	Opponents Atlanta Falcons (21-27-0)	Place	Attendance
11-26-67	27	24	Home	83,437
12- 7-69	17	45	Away	51,021
9-20-70	3	14	Home	77,042
10-25-70	14	32	Away	58,850
10-24-71	6	28	Away	58,850
12-19-71	20	24	Home	75,954
10-15-72	14	21	Home	66,294
11-12-72	20	36	Away	58,850
9-16-73	7	62	Home	66,428
12-16-73	10	14	Away	58,850
9-29-74	14	13	Home	62,273
10-20-74	13	3	Away	58,850
10- 5-75	7	14	Away	29,444
11- 2-75	23	7	Home	56,614
10-10-76	30	0	Home	51,521
10-31-76	20	23	Away	34,127
11-20-77	21	20	Home	43,135
12-18-77	7	35	Away	36,895
11-12-78	17	20	Home	70,323
11-26-78	17	20	Away	55,121
9- 2-79	34	40 (OT)	Home	70,940
11-25-79	37	6	Away	42,815
10-19-80	14	41	Home	62,651
11-16-80	13	31	Away	53,871
9- 6-81	0	27	Away	57,406
11- 1-81	10	41	Home	63,637
12-12-82	0	35	Away	39,535
1- 2-83	35	6	Home	47,336
10- 9-83	19 ³	17	Away	51,654
11- 6-83	27	10	Home	67,062
9- 2-84	28	36	Home	66,652
11-11-84	17	13	Away	40,590
10-20-85	24	31	Away	44,784
12-22-85	10	16	Home	37,717
9- 7-86	10	31	Home	67,950
12-14-86	14	9	Away	39,994
11- 1-87	38	0	Away	42,196
9-11-88	29	21	Away	48,901
12-18-88	10	9	Home	60,566
10-29-89	20	13	Home	65,153
11-19-89	26	17	Away	53,173
10- 7-90	27	28	Away	57,401
11-25-90	10	7	Home	68,629
9-29-91	27	6	Away	56,556
11-24-91	20	23 (OT)	Home	68,591
12-28-91	20	27	Home*	68,794
9-20-92	10	7	Away	67,328
12- 3-92	22	14	Home	68,591
		Buffalo Bills (2-3-0)		
11- 4-73	13	0	Home	74,770
9-21-80	26	35	Home	51,154
10-30-83	21	27	Away	49,413
12-10-89	22	19	Away	70,037
12-20-92	16	20	Home	68,591
		Chicago Bears (6-9-0)		
12- 1-68	17	23	Home	78,285
12-20-70	3	24	Home	63,518



Date	Saints	Opponents	Place	Attendance
10-10-71	14	35	Away	55,049
10- 7-73	21	16	Home	56,561
10- 6-74	10	24	Away	55,753
12-21-75	17	42	Home	33,371
10- 2-77	42	24	Away	51,488
9-14-80	3	22	Away	62,523
9-19-82	10	0	Away	56,600
9-18-83	34 (OT)	31	Home	64,692
10- 7-84	7	20	Away	53,752
10-18-87	19	17	Away	46,813
1- 6-91	6	16	Away*	60,767
10-27-91	17	20	Home	68,591
9-13-92	28	6	Home	68,591
		Cincinnati Bengals (4-3-0)		
11-29-70	6	26	Away	59,342
9-28-75	0	21	Home	52,531
9-24-78	20	18	Away	40,455
10-25-81	17	7	Home	46,336
12- 9-84	21	24	Home	40,855
12-20-87	41	24	Away	43,424
11- 4-90	21	7	Away	60,067
		Cleveland Browns (3-8-0)		
10- 1-67	7	42	Home	77,045
9-15-68	10	24	Home	74,215
11-10-68	17	35	Away	71,025
10-12-69	17	27	Home	71,274
12-12-71	17	21	Home	72,794
11-30-75	16	17	Away	44,753
10- 8-78	16	24	Home	50,158
10-18-81	17	20	Away	76,059
10-28-84	16	14	Away	52,489
9-13-87	28	21	Home	59,900
10-14-90	25	20	Home	68,608
		Dallas Cowboys (3-13-0)		
10-15-67	10	14	Away	52,562
11-12-67	10	27	Home	83,437
11- 3-68	3	17	Home	84,728
9-28-69	17	21	Home	79,567
11- 9-69	17	33	Away	68,282
10-17-71	24	14	Home	83,088
9-24-73	3	40	Away	52,715
9-19-76	6	24	Home	61,413
11-19-78	7	27	Away	57,920
12-19-82	7	21	Away	64,506
9-25-83	20	21	Away	62,136
10-21-84	27	30 (OT)	Away	50,966
10- 3-88	20	17	Home	68,474
9-10-89	28	0	Home	66,977
12- 2-90	13	17	Away	60,087
12- 8-91	14	23	Away	64,530
		Denver Broncos (1-4-0)		
11-22-70	6	31	Home	66,837
10-13-74	17	33	Away	51,706
11- 4-79	3	10	Away	74,482
9-15-85	23	34	Away	74,488
11-20-88	42	0	Home	68,075
		Detroit Lions (6-6-1)		
11-24-68	20	20	Away	46,152
11- 8-70	19	17	Home	66,910
11-19-72	14	27	Away	53,752



Date	Saints	Opponents	Place	Attendance
10-14-73	20	13	Home	57,810
11- 3-74	14	19	Away	49,127
11-14-76	17	16	Home	42,048
9-25-77	19	23	Away	51,458
10-21-79	17	7	Home	57,428
10-12-80	13	24	Away	78,147
9-18-88	22	14	Away	37,180
12- 3-89	14	21	Away	38,550
10-28-90	10	27	Home	64,368
10- 4-92	13	7	Away	66,971
Green Bay Packers (4-11-0)				
11-17-68	7	29	Milw.	49,644
11-28-71	29	21	Milw.	48,035
12-17-72	20	30	Home	65,881
12- 2-73	10	30	Milw.	47,890
10-12-75	20	19	Home	51,371
11- 7-76	27	32	Milw.	52,936
9-18-77	20	24	Home	56,250
9-10-78	17	28	Milw.	54,336
9- 9-79	19	28	Milw.	53,184
12-13-81	7	35	Home	45,518
11- 4-84	13	23	Home	57,426
11-17-85	14	38	Milw.	52,104
9-14-86	24	10	Home	56,383
12-27-87	33	24	Home	68,364
9-17-89	34	35	Away	55,809
Houston Oilers (3-3-1)				
10- 3-71	13	13	Away	47,966
10- 3-76	26	31	Home	51,973
12-10-78	12	17	Home	63,169
11-22-81	27	24	Away	49,581
9-30-84	27	10	Away	43,108
12-13-87	24	10	Home	68,257
10-21-90	10	23	Away	57,908
Indianapolis Colts (2-3-0)				
12-10-67	10	30	Away	60,238
10-19-69	10	30	Home	80,636
9-30-73	10	14	Away	52,293
10-12-86	17	14	Away	53,512
12-24-89	41	6	Home	49,009
Kansas City Chiefs (3-2-0)				
9-25-72	17	20	Home	70,793
9-26-76	27	17	Away	53,918
11-21-82	27	17	Home	39,341
9- 8-85	27	47	Home	57,760
9- 8-91	17	10	Away	74,816
Los Angeles Raiders (2-3-1)				
11- 7-71	21	21	Home	83,102
11- 9-75	10	48	Away	51,764
12- 3-79	35	42	Home	65,541
10-13-85	13	23	Away	48,152
10-23-88	20	6	Home	66,249
12-16-91	27	0	Home	68,625
Los Angeles Rams (20-26-0)				
9-17-67	13	27	Home	80,879
10- 5-69	17	36	Away	54,789
11- 1-70	17	30	Home	77,861
12- 6-70	16	34	Away	66,410
9-19-71	24	20	Home	70,915
12- 5-71	28	45	Away	73,610
9-17-72	14	34	Away	66,303



Date	Saints	Opponents	Place	Attendance
11-26-72	19	16	Home	64,325
11-11-73	7	29	Away	70,358
11-25-73	13	24	Home	67,192
9-22-74	0	24	Away	64,178
11-17-74	20	7	Home	57,287
10-26-75	14	38	Away	60,771
12- 7-75	7	14	Home	39,958
10-24-76	10	16	Home	51,984
11-28-76	14	33	Away	54,906
10-16-77	7	14	Away	46,045
10-30-77	27	26	Home	59,023
10- 1-78	20	26	Home	61,654
10-22-78	10	3	Away	47,574
10- 7-79	17	35	Home	68,986
12-16-79	29	14	Away	53,879
11- 2-80	31	45	Away	59,909
11-24-80	7	27	Home	53,448
9-13-81	23	17	Home	62,063
11- 8-81	21	13	Away	61,068
9-11-83	27	30	Away	45,572
12-18-83	24	26	Home	70,148
10-14-84	10	28	Home	63,161
12- 2-84	21	34	Away	49,348
11- 3-85	10	28	Away	49,030
12- 1-85	29	3	Home	44,122
11- 9-86	6	0	Home	62,352
11-23-86	13	26	Away	58,600
10- 4-87	37	10	Home	29,745
11- 8-87	31	14	Away	43,379
10-30-88	10	12	Home	68,238
11-13-88	14	10	Away	63,305
10-22-89	40	21	Away	57,567
11-26-89	17	20 (OT)	Home	64,274
12- 9-90	24	20	Away	58,864
12-31-90	20	17	Home	68,647
9-15-91	24	7	Home	68,583
11- 3-91	24	17	Away	58,713
10-11-92	13	10	Home	68,591
12-13-92	37	14	Away	47,355
Miami Dolphins (2-4-0)				
11-15-70	10	21	Away	42,866
11-10-74	0	21	Home	74,289
9- 2-80	16	21	Away	40,946
10- 2-83	17	7	Home	66,489
12- 7-86	27	31	Home	64,761
11-29-92	24	13	Home	68,591
Minnesota Vikings (5-12-0)				
10-13-68	20	17	Home	71,105
9-27-70	0	26	Away	47,900
11-21-71	10	23	Home	83,130
11- 5-72	6	37	Away	49,784
12- 1-74	9	29	Away	48,456
11- 9-75	7	20	Home	52,765
9-12-76	9	40	Home	58,156
9- 3-78	31	24	Home	54,187
11-30-80	20	23	Home	30,936
11-15-81	10	20	Away	45,215
11-27-83	17	16	Home	59,502
11-24-85	30	23	Away	54,117
12-21-86	17	33	Away	51,209
1- 3-88	10	44	Home*	69,546



Date	Saints	Opponents	Place	Attendance
12- 4-88	3	45	Away	61,215
9-16-90	3	32	Away	56,272
9-22-91	26	0	Home	68,591
*NFC Wild Card Game				
New England Patriots (2-5-0)				
12-10-72	10	17	Home	64,889
12- 5-76	6	27	Away	53,592
12-21-80	27	38	Home	38,277
12- 4-83	0	7	Away	24,579
11-30-86	20	21	Home	58,259
11-12-89	28	24	Away	47,680
11- 8-92	31	14	Away	45,413
New York Giants (6-8-0)				
10- 8-67	21	27	Away	62,670
10- 6-68	21	38	Away	62,967
11-16-69	25	24	Away	62,927
10- 4-70	14	10	Home	69,126
10- 8-72	21	45	Away	62,507
12-14-75	14	28	Away	40,150
10-29-78	28	17	Home	58,806
9-30-79	24	14	Home	51,543
9-20-81	7	20	Away	69,814
12-15-84	10	3	Away	63,739
10-27-85	13	21	Home	54,082
9-28-86	17	20	Away	72,765
11-22-87	23	14	Home	67,639
11-27-88	12	13	Home	66,526
New York Jets (3-4-0)				
12- 3-72	17	18	Away	62,496
12- 4-77	13	16	Home	40,464
12-14-80	21	20	Away	38,077
11-21-83	28	31	Home	68,606
10-26-86	23	28	Away	44,246
10-15-89	29	14	Home	59,521
12-26-92	20	0	Away	45,614
Philadelphia Eagles (8-11-0)				
11- 5-67	31	24	Home	59,596
11-19-67	21	48	Away	60,751
12- 8-68	17	29	Away	57,128
10-26-69	10	13	Away	60,568
11-30-69	26	17	Home	72,805
10-29-72	21	3	Home	65,554
10-27-74	14	10	Home	64,257
11- 6-77	7	28	Away	53,482
9-17-78	17	24	Home	49,242
9-16-79	14	26	Home	54,212
11- 9-80	21	34	Home	45,340
10-11-81	14	31	Home	52,728
12-11-83	20 (OT)	17	Away	45,182
10- 6-85	23	21	Home	56,364
9-20-87	17	27	Away	57,485
12-18-89	30	20	Home	59,218
10-13-91	13	6	Away	64,224
9- 6-92	13	15	Away	63,513
1- 3-93	20	36	Home*	68,893
*NFC Wild Card Game				
Phoenix Cardinals (8-10-0)				
12- 3-67	20	31	Away	41,171
9-29-68	20	21	Home	79,021
10-27-68	17	31	Away	45,478
11- 2-69	51	42	Away	46,718



Date	Saints	Opponents	Place	Attendance
10-11-70	17	24	Away	45,294
12- 8-74	14	0	Home	57,152
10-23-77	31	49	Away	48,417
10- 5-80	7	40	Home	45,388
12- 6-81	3	30	Away	46,923
9-12-82	7	21	Home	58,763
9- 4-83	28	17	Home	65,225
9-23-84	34	24	Home	58,723
12- 8-85	16	28	Away	29,527
11-16-86	16	7	Away	32,069
10-11-87	19	24	Away	11,795
9-23-90	28	7	Home	61,110
12-22-91	27	3	Away	30,928
10-18-92	30	21	Away	27,735
Pittsburgh Steelers (5-5-0)				
10-29-67	10	14	Home	68,911
10-20-68	16	12	Away	32,303
12-15-68	24	14	Home	66,131
12-21-69	27	24	Home	72,256
11-25-74	7	28	Home	71,907
11- 5-78	14	20	Away	48,525
10- 4-81	6	20	Home	64,578
11-19-84	27	24	Home	66,005
11-29-87	20	16	Away	47,896
12-16-90	6	9	Home	68,582
San Diego Chargers (1-4-0)				
11-18-73	14	17	Away	44,356
10- 9-77	0	14	Home	53,942
12- 9-79	0	35	Home	61,059
10- 9-88	23	17	Away	42,693
11-17-91	21	24	Away	48,420
San Francisco 49ers (13-32-2)				
10-22-67	13	27	Away	34,285
11-23-69	43	38	Home	71,448
10-18-70	20	20	Away	39,446
12-13-70	27	38	Home	61,940
9-26-71	20	38	Home	81,596
11-14-71	26	20	Away	45,138
10- 1-72	2	37	Home	69,840
10-22-72	20	20	Away	59,167
10-21-73	0	40	Away	52,629
12- 9-73	16	10	Home	62,490
9-15-74	13	17	Home	65,071
12-15-74	21	35	Away	49,567
10-19-75	21	35	Away	40,990
11-23-75	6	16	Home	40,328
10-17-76	3	33	Away	43,160
12-12-76	7	27	Home	42,536
11-13-77	7	10 (OT)	Home	41,564
11-27-77	17	20	Away	33,702
10-15-78	14	7	Away	37,671
12- 3-78	24	13	Home	50,068
9-23-79	30	21	Away	39,727
11-11-79	31	20	Home	65,551
9- 7-80	23	26	Home	58,621
12- 7-80	35	38 (OT)	Away	37,949
9-27-81	14	21	Away	44,433
12-20-81	17	21	Home	43,639
11-28-82	23	20	Away	51,611
10-16-83	13	32	Home	68,154
11-13-83	0	27	Away	40,022



Date	Saints	Opponents	Place	Attendance
9-16-84	20	30	Away	57,611
11-25-84	3	35	Home	65,117
9-29-85	20	17	Away	58,053
12-15-85	19	31	Home	46,065
9-21-86	17	26	Away	58,297
11- 2-86	23	10	Home	53,234
10-25-87	22	24	Home	60,497
11-15-87	26	24	Away	60,436
9- 4-88	33	34	Home	66,357
12-11-88	17	30	Away	62,977
10- 8-89	20	24	Home	60,488
11- 6-89	13	31	Away	60,667
9-10-90	12	13	Home	68,629
12-23-90	13	10	Away	60,112
11-10-91	10	3	Home	68,591
12-1-91	24	38	Away	62,092
9-27-92	10	16	Home	68,591
11-15-92	20	21	Away	64,895
Seattle Seahawks (3-2-0)				
11-21-76	51	27	Away	61,865
11-18-79	24	38	Away	60,055
11-10-85	3	27	Home	47,365
10-16-88	20	19	Away	63,569
9- 1-91	27	24	Home	68,492
Tampa Bay Buccaneers (11-4-0)				
12-11-77	14	33	Home	40,124
12-17-78	17	10	Away	51,209
10-14-79	42	14	Away	67,640
11-29-81	14	31	Home	62,209
12- 5-82	10	13	Home	61,709
10-23-83	24	21	Away	48,242
9- 9-84	17	13	Home	54,686
9-22-85	20	13	Home	45,320
10-19-86	38	7	Home	43,355
12- 6-87	44	34	Home	66,471
9-25-88	13	9	Home	66,671
9-24-89	10	20	Away	44,053
11-11-90	35	7	Home	67,865
10-20-91	23	7	Home	68,591
11- 1-92	23	21	Home	68,591
Washington Redskins (5-11-0)				
9-24-67	10	30	Home	74,937
12-17-67	30	14	Away	50,486
9-22-68	37	17	Home	65,941
9-21-69	20	26	Home	73,147
12-14-69	14	17	Away	50,354
10-31-71	14	24	Away	53,041
10-28-73	19	3	Home	66,315
9-21-75	3	41	Away	54,414
10-28-79	14	10	Away	52,133
10-26-80	14	22	Away	51,375
12-26-82	10	27	Home	48,667
10- 5-86	6	14	Home	57,317
11- 6-88	24	27	Away	54,183
10- 1-89	14	16	Home	64,358
11-18-90	17	31	Away	52,573
11-23-92	20	3	Home	68,591



SAINTS HISTORY

1966

- Nov. 1** — National Football League Franchise awarded to New Orleans on All Saints Day.
Dec. 15 — John W. Mecom, Jr. becomes majority stockholder-president of NFL's 16th franchise.
Dec. 22 — Vic Schwenk appointed director of player personnel and becomes first major employee hired by New Orleans franchise.

1967

- Jan. 9** — Named New Orleans' professional football team Saints.
Jan. 27 — Former Ole Miss and Rams kicker Paige Cothren first player signed.
Feb. 9 — Saints select 42 players in NFL expansion draft.
Mar. 8 — First season ticket drive launched and Saints sell 20,000 first day and 33,400 before first league game.
Mar. 14 — Saints make fullback Les Kelley of Alabama top choice in common draft.
July 1 — Seventy-six players (mostly rookies) report for first training camp at California-Western University in San Diego.
July 6 — Former Green Bay fullback great Jim Taylor signs with Saints.
July 8 — Veterans report to training camp.
July 25 — Bert Rose appointed executive vice-president and general manager.
Aug. 2 — Saints lose first preseason game to Los Angeles, 16-7 before 26,364 at Anaheim, Calif.
Aug. 12 — Saints score first preseason victory by beating St. Louis 23-14 before crowd of 25,500 at Shreveport, La.
Sep. 9 — Saints record first preseason victory in New Orleans downing Atlanta 27-14 before 67,486. Victory gave Saints 5-1 preseason record, best ever for first-year expansion team.
Sep. 17 — Saints open season losing to Los Angeles 27-13 after rookie John Gilliam returned opening kickoff 94 yards for a touchdown.
Nov. 5 — Saints earn first NFL victory beating Philadelphia 31-24 as Walt Roberts scores three touchdowns at Tulane Stadium.
Dec. 17 — Saints defeat Washington 30-14 as rookie Danny Abramowicz scores two touchdowns. Saints wind up with 3-11 record and equal win output for first-year expansion team. Cornerback Dave Whitsett's 10 interceptions tie for best in NFL and earn UPI Comeback Player of the Year honors along with second-team All-Pro recognition and invitation to Pro Bowl.

1968

- Mar. 29** — Vic Schwenk replaces Bert Rose as general manager.
July 7 — Wide receiver Dave Parks signs with Saints after playing out option at San Francisco.
July 26 — Kevin Hardy, plus no. 1 draft choice of 1969, awarded to 49ers as compensation for signing Parks.
Sep. 10 — Jim Taylor announces retirement.
Nov. 3 — Saints lose to Dallas 17-3 before home-record crowd of 84,728 at Tulane Stadium.
Dec. 15 — Saints defeat Pittsburgh 24-14 in season's windup to emerge with 4-9-1 record and third-place finish in Century Division. Saints' two-year record of 7-20-1, best ever for an expansion team. Defensive tackle Dave Rowe named to play in Pro Bowl.

1969

- Oct. 5** — Saints' Tom Dempsey kicks 55-yard field goal against Rams in Los Angeles. Kick was NFL's longest that season and one yard short of pro football record.
Nov. 2 — Saints snap six-game losing streak at St. Louis, 51-42. Game set NFL record of most total touchdowns in one game via passing with Bill Kilmier and Charlie Johnson connecting on six apiece. Five other Saints records set: most first downs (26), most total offensive yards (508), most passing yards (354), most points (51) and most PATs (6).



- Nov. 16** — Tom Dempsey sets Saints record with 4 field goals against Giants in New York, scoring fourth with 11 seconds left to pull out 25-24 victory.
Win began three-game Saints victory streak as New Orleans also downed San Francisco 43-38 and Philadelphia 26-17.
- Dec. 21** — Saints close third season with 27-24 victory over Pittsburgh to bring record to 5-9. Dan Abramowicz wins NFL receiving championship with 73 catches for 1,015 yards and 7 TDs and All-NFL honors. Saints continue to hold NFL expansion team winning record with three-year report of 12-29-1. Defensive end Doug Atkins retires after 17-year career, wins second-team all-Pro honors. Tom Dempsey, Jake Kupp, Tony Baker and Andy Livingston tapped for Pro Bowl with entire Saints coaching staff.

1970

- Jan. 16** — In realignment of National Conference, Saints form Western Division with Los Angeles, San Francisco and Atlanta.
- Nov. 3** — J.D. Roberts replaces Tom Fears and becomes the second head coach in Saints history.
- Nov. 8** — Tom Dempsey kicks 63-yard field — longest in NFL history — on final play to defeat Detroit 19-17.

1971

- Jan. 28** — Saints draft quarterback Archie Manning of Mississippi in first round after trading quarterback Bill Kilmer to Washington for linebacker Tom Roussel plus 4th and 8th round picks in 1972 draft.
- Aug. 11** — Louisiana Superdome construction begins.
- Sep. 19** — Saints upset Rams in season's opener in New Orleans 24-20. Rookie Archie Manning makes first regular season start and runs for one-yard touchdown on final play after hitting 16 of 29 passes for 218 yards and another touchdown.
- Oct. 17** — Archie Manning rushes for two touchdowns as Saints defeat Cowboys 24-20 before 83,088 at New Orleans. Cowboys went on to win Super Bowl.

1972

- Jan. 7** — Richard F. Gordon, Jr. retires from U.S. Naval aerospace program and is appointed executive vice-president of Saints.

1973

- Jan. 29** — Saints trade no. 1 draft choice to Baltimore for defensive end Billy Newsome and 4th-round draft choice (linebacker Jim Merlo).
- Aug. 26** — John North replaces J.D. Roberts and becomes Saints' third head coach.
- Nov. 4** — Saints score first shutout ever by blanking Buffalo 13-0 in New Orleans. Saints hold O.J. Simpson to 79 yards on 20 rushes as he headed to 2,003-yard season. Saints finish 5-9, tying best season ever for club.

1974

- Dec. 14** — Saints again finish 5-9, tying best mark in their history.

1975

- Aug. 3** — Louisiana Superdome is dedicated.
- Aug. 9** — Saints play Houston before 72,434 in first football game in Superdome. Saints lose, 13-7.
- Sep. 28** — Saints lose to Cincinnati 21-0 before 52,531 in first National Football League game at Superdome.
- Oct. 27** — John North is replaced as head coach by Ernie Hefferle, director of pro personnel, on interim basis.
- Nov. 2** — Saints beat Atlanta 23-7 in Ernie Hefferle's first game.



1976

- Jan. 20** — Saints hire Hank Stram as fourth head coach in club's history.
- Nov. 21** — Saints beat Seahawks at Seattle 51-27 to tie club record for most points scored in one game.

1977

- Oct. 30** — Saints upset Los Angeles 27-26 at Superdome on faked field goal pass from Tom Blanchard to Elois Grooms.
- Dec. 18** — Saints season rushing and touchdown records fall to Chuck Muncie with 811 yards and Henry Childs with nine touchdowns.

1978

- Feb. 6** — Dick Nolan is appointed head coach to replace Hank Stram. In other key front office moves, Eddie Jones is named executive vice-president and Harry Hulmes vice-president of player personnel.
- June 11** — Archie Manning wins Byron (Whizzer) White Award for contributions to his team, community and country.
- Oct. 22** — Saints upset Rams 10-3 for first ever win at Los Angeles Coliseum.
- Dec. 3** — Saints beat 49ers 24-13 at Superdome to become first New Orleans team to win six games.
- Dec. 17** — Saints end best season with 7-9 record after win at Tampa Bay 17-10. Quarterback Archie Manning named Player of the Year and MVP in National Conference and selected to play in Pro Bowl.

1979

- June 5** — Saints move administrative office from Lee Circle to Superdome.
- Oct. 14** — Saints score 42 points in second half in 42-14 win at Tampa Bay. Scores came on six successive possessions in offensive masterpiece.
- Oct. 28** — Saints tie club record of three consecutive wins and move into undisputed first place in NFC Western Division with 14-10 win at Washington. Saints stopped Redskins 18 times with goal to go and 7 times within two-yard line.
- Dec. 3** — Chuck Muncie rushes for 128 yards to become first Saint to surpass 1,000-yard milestone en route to 1,198-yard season. Saints, alas, saw 35-14 lead disappear in 42-35 loss to Oakland in Monday night TV game at Superdome.
- Dec. 16** — Saints end season 8-8, most successful in their history by beating Super Bowl-bound Rams 29-14 in last game for Rams at Coliseum.
- Dec. 20** — Steve Rosenbloom is introduced as new executive vice-president and general manager of Saints at Superdome news conference.

1980

- Jan. 27** — Chuck Muncie is selected MVP as NFC scores 37-27 win in Pro Bowl. Saints also represented well by Archie Manning, Tommy Myers, Wes Chandler and Henry Childs.
- Nov. 24** — Saints lose to Los Angeles, 27-7 in Monday night game at Superdome. Head coach Dick Nolan is relieved of his duties following the game. Dick Stanfel is named interim head coach.
- Dec. 14** — Saints end 14-game losing streak, longest in team history, by beating Jets 21-20 in snowstorm at Shea Stadium.

1981

- Jan. 20** — General manager Steve Rosenbloom and vice-president of player personnel Dick Steinberg resign.
- Jan. 22** — O.A. (Bum) Phillips is announced as head coach.
- Jan. 26** — Assistant to the president Fred Williams is appointed Saints' chief administrator.
- Apr. 28** — Saints select running back George Rogers, 1980 Heisman Trophy winner, with first overall choice in NFL draft.
- Oct. 12** — John Mecom, Sr., father of Saints owner John, Jr. and key figure in team history, dies at age 70 in Houston, Texas.



- Nov. 8 —** Saints defeat NFC West rival Los Angeles 21-13 at Anaheim Stadium to sweep Rams home-and-away for first time in Saints franchise history.
- Dec. 20 —** George Rogers gains 107 yards in 21-17 loss to San Francisco and becomes 1981 NFL rushing champion and all-time NFL rookie rusher with 1,674 yards for season.

1982

- Jan. 20 —** George Rogers appears for NFC squad in Pro Bowl in Honolulu, Hawaii.
- Feb. 17 —** Eddie Jones is named Saints president, head coach O.A. (Bum) Phillips is named general manager in addition to coaching title.
- Sep. 17 —** Veteran quarterback Archie Manning is traded to Houston Oilers for tackle Leon Gray.
- Sep. 19 —** Ken Stabler leads Saints to 10-0 shutout of Chicago Bears, the first road shutout in team history. Saints defense ranks no. 1 in NFL.
- Sep. 20 —** National Football League Players Association announces that NFL players are on strike following Monday night game.
- Sep. 23 —** NFL announces that scheduled Thursday night game will not be played. Announcement marks that first in an eight-week succession of similar announcements.
- Nov. 21 —** NFL games resume. Saints defeat Kansas City 27-17 before a crowd of 39,341 at Superdome.
- Dec. 19 —** Halfback George Rogers gains 166 yards rushing at Dallas, the top individual performance in NFL and Saints single-game record.

1983

- Jan. 2 —** Saints defeat Atlanta, 35-6 in rescheduled game that concludes nine-game season with 4-5 record. Saints narrowly miss playoffs in complicated labyrinth of tie-breakers.
- Feb. 6 —** Halfback George Rogers is in Honolulu for second successive Pro Bowl appearance.
- July 30 —** Saints appear in Hall of Fame game for the second time in franchise history. Pittsburgh Steelers win game at Canton, Ohio 27-14.
- Sep. 4 —** Halfback George Rogers sets team single-game record by rushing for 206 yards (24 carries) in 28-17 opening day win over St. Louis at the Superdome. Game marks third opening-day victory in team history.
- Sep. 18 —** Saints defeat Chicago Bears 34-31 at Superdome in overtime for first sudden-death victory in franchise history.
- Dec. 18 —** Saints host Los Angeles Rams at Superdome with franchise's first winning season and playoff berth on the line. Rams kick field goal with six seconds remaining for 26-24 victory. Saints finish season with NFC's no. 1 defense overall, and NFL's no. 1 defense against the pass, both franchise firsts. Final 8-8 record ties best season in franchise history (1979).

1984

- Jan. 29 —** Linebacker Rickey Jackson represents Saints in NFC-AFC Pro Bowl in Honolulu, Hawaii.
- Feb. 18 —** Saints acquire veteran quarterback Richard Todd from the New York Jets in exchange for the Saints' no. 1 choice in the 1984 NFL draft.
- Oct. 9 —** Saints acquire RB Earl Campbell from Houston for Saints' first-round draft choice in 1985.
- Oct. 22 —** Quarterback Ken Stabler retires.
- Nov. 19 —** Saints record first-ever win on prime time with 27-24 Monday night victory over Pittsburgh Steelers in Superdome.
- Nov. 26 —** Saints owner John W. Mecom, Jr. announces that the Saints are for sale for the non-negotiable price of \$75 million.



1985

- Jan. 27 —** Linebacker Rickey Jackson, defensive end Bruce Clark and punter Brian Hansen represent Saints at NFC-AFC Pro Bowl at Honolulu, Hawaii. Jackson made his second consecutive appearance in the game.
- Feb. 14 —** Negotiations for the sale of the Saints between John Mecom and A.N. Pritzker break off, thrusting Tom Benson, negotiating in a secondary position for several weeks, to the forefront.
- Mar. 12 —** Benson reaches agreement with Mecom for the sale of the Saints, dependent on state aid.
- Apr. 26 —** Saints trade George Rogers and picks no. 5, 10 and 11 in 1985 draft to Washington for Redskins' no. 1 draft choice.
- May 31 —** Ownership is transferred from Mecom to Benson for the sale price of \$70.204 million. Tom Benson will hold the position of managing general partner of the Saints.
- Nov. 25 —** Head coach Bum Phillips resigns. President Eddie Jones, director of football operations Pat Pepler and offensive coordinator King Hill resign. Defensive coordinator Wade Phillips is named interim head coach.

1986

- Jan. 14 —** Jim Finks is named president/general manager. Finks also joins in franchise ownership.
- Jan. 22 —** Wade Phillips and assistant coaches are released.
- Jan. 28 —** Jim Mora is named head coach.
- May 1 —** Director of scouting Joe Woolley and scout Bobby Baldwin are released. Restructuring of scouting department begins with Bill Kuharich as director of player personnel.
- June 19 —** Tom Benson announces new uniform design featuring Fleur de Lis logo inside State of Louisiana on the jersey and the pants.
- July 19 —** Training Camp opens at Southeastern Louisiana University, Hammond.
- Aug. 18 —** Running back Earl Campbell announces his retirement.
- Sep. 21 —** Mel Gray breaks team record with 101-yard kickoff return for TD at San Francisco. Return was Saints' first for score since 1977.
- Sep. 28 —** Saints take 17-0 first-half lead on New York Giants, only to falter in the second half and lose, 20-17. Giants went on to win Super Bowl.
- Nov. 9 —** Saints record fifth shutout in history, holding Rams' Eric Dickerson to 57 yards, nine in the second half, in 6-0 win. The victory evened the Saints' mark at 5-5 after 1-4 start.
- Dec. 7 —** Rueben Mayes broke team's single-game rushing record of 206 yards with 207 vs. Miami, but his final gain was called back along with winning TD. Saints lost 31-27 thriller as Mayes finished with 203 rushing yards.
- Dec. 21 —** Saints have chance for .500 record for only third time in history. But Vikings parlayed 30-3 halftime lead into 33-17 victory, leaving Jim Mora's first Saints team with 7-9 mark. RB Rueben Mayes finished year with 1,353 yards rushing, fourth in NFL and is named consensus Rookie of the Year. Mayes is named to Pro Bowl along with Rickey Jackson and Morten Andersen.

1987

- May 1 —** Construction begins on first of three phases of improvements to the Superdome. The improvements to the state-run Superdome are being paid for completely with private funding. The first phase, a group of 28 loge suites, will be completed in time for use by the 1987 season. Other phases are targeted for construction in the near future.
- July 25 —** Rookies report to training camp at Southeastern Louisiana University.
- Aug. 17 —** Fullback Hokie Gajan, attempting to come back from a 1985 knee injury, retires following an injury to his other knee. Gajan joins the Saints' player personnel department as a scout.
- Sep. 13 —** Saints set team record with two safeties in a game as they open the season with a 28-21 win over the Cleveland Browns. Rueben Mayes opens the season with a 147-yard rushing effort in only the Saints' fourth opening-day win ever.



- Sep. 21** — NFL Players Association announces that players will be on strike following Monday night game.
- Sep. 22** — While players clear out their lockers, Saints personnel are preparing for games that will be played during the strike period with non-union personnel.
- Sep. 24** — NFL announces that games scheduled for the weekend of Sept. 27-28 will not be played, but games will resume the following weekend.
- Oct. 4** — Saints defeat Rams, 37-10 in Superdome before 29,745 fans in first replacement game. Saints QB John Fourcade, a New Orleans native, leads team to the win with two TD passes.
- Oct. 15** — Players' Association announces that strike is over, but not in time to play the coming weekend's games.
- Oct. 18** — Saints beat Chicago, 19-17 on four Florian Kempf field goals. The Saints replacements posted a 2-1 record.
- Oct. 19** — Regular players return to practice; bulk of replacement players return home. Several are retained.
- Oct. 25** — Saints fall to San Francisco, 24-22 in Superdome thriller. Following the game, Jim Mora makes his highly-publicized "coulda, woulda, shoulda" proclamation to media.
- Nov. 1** — On the franchise's 22nd birthday, Saints post largest margin of victory in team history, whitewashing Atlanta, 38-0. Win is the first in a team-record nine consecutive triumphs to close out the season.
- Nov. 29** — Saints hold on with two magnificent goal-line stands in the final quarter to defeat Pittsburgh, 20-16. Win ensured Saints' first-ever winning record.
- Dec. 6** — Saints beat Tampa Bay, 44-34 to lock up team's first playoff appearance.
- Dec. 13** — Saints win seventh straight, 24-10 over Houston, to lock up a host position in the NFC wild card game.
- Dec. 20** — Down 24-3 in the second quarter, Saints rally behind backup quarterback Dave Wilson for 31-24 win, the biggest come-from-behind effort in Saints history.
- Dec. 27** — Saints beat Green Bay, 33-24 to finish season with 12-3 record, and must wait for San Francisco to play that night to determine whether the Saints would win the NFC West and have the home field advantage throughout the playoffs, or host the NFC wild card game. The 49ers won, relegating the Saints to the wild card host role.

1988

- Jan. 3** — Saints jump out to 7-0 lead, but hot Vikings led 31-10 at halftime enroute to 44-10 win over Saints in the NFC wild card game. RB Rueben Mayes sustained torn ligaments in his knee, requiring surgery. After the game, Jim Mora said, "I'm proud of what we've accomplished this year. But we expect to do better next time." Six Saints, K Morten Andersen, TE Hoby Brenner, G Brad Edelman, RB Rueben Mayes, LB Sam Mills, CB Dave Waymer, were tabbed for the AFC-NFC Pro Bowl in Honolulu. For the second consecutive season, Mayes missed the game. Six is the most Saints players ever selected to play in the game. President/general manager Jim Finks was honored as the NFL executive of the year, and head coach Jim Mora was named the NFL coach of the year by every voting body.
- Apr. 21** — Head coach Jim Mora signs new five-year contract with Saints, a revision of his original contract which had two remaining seasons.
- July 16** — Rookies and free agents report to Saints' first training camp at University of Wisconsin-La Crosse.
- Nov. 20** — Saints score biggest win in team history in 42-0 win over Denver. Win clinched Saints' second consecutive winning season.
- Dec. 11** — At Candlestick Park, Saints saw chances for first-ever NFC West championship disappear in 30-17 loss to San Francisco. 49ers went on to win Super Bowl XXIII.

1989

- Jan. 29** — Kicker Morten Andersen, linebacker Sam Mills and wide receiver Eric Martin represent Saints in NFC-AFC Pro Bowl in Honolulu. NFC won 34-3.



- Feb. 1** — Plan B free agency goes into effect. In protecting 37 players, Saints leave 21 others subject to offers from NFL clubs. In the two-month period, Saints lose eight players while signing three.
- Mar. 22** — NFL Commissioner Pete Rozelle announces his retirement at the league meetings in Palm Springs, California. Rozelle had presided over the league for 29 years.
- June 2-4** — In a football first, the Who Dat! Fan Club held its first convention at the Hyatt. A club of over 12,000 Saints fans, the convention was attended by more than 1,000 of the club's constituency.
- July 6** — NFL owners meet in Chicago for a first vote for a successor to Pete Rozelle. Saints president/general manager Jim Finks, the only candidate, falls just short of election.
- Sep. 10** — Saints score only opening-day shutout in team history with 28-0 win over Dallas in Superdome.
- Oct. 26** — Meeting in Cleveland, NFL owners select lawyer Paul Tagliabue to succeed Pete Rozelle as league commissioner.
- Nov. 20** — Commissioner Tagliabue appoints Saints president/general manager Jim Finks as chairman of the NFL competition committee, the group charged with the formulation of football-related rules and regulations.
- Dec. 3** — Saints lose to Detroit, 21-14, effectively eliminating them from playoff contention. Starting quarterback Bobby Hebert is removed from the game, and replaced by John Fourcade.
- Dec. 10** — Starting for the first time in non-replacement play, John Fourcade conquers the snow and the Buffalo Bills in leading the team to a 22-19 win. Bills' loss cost them the home-field advantage in AFC playoffs.
- Dec. 18** — On Monday night, Fourcade leads Saints to 30-20 win over Eagles in Superdome. The loss cost Philadelphia the NFC East title.
- Dec. 24** — A rousing 41-6 win over Indianapolis secured a 9-7 record, the Saints' third consecutive winning season. The Colts' loss eliminated them from the playoffs. Running back Dalton Hilliard, along with linebackers Vaughan Johnson were selected to represent the Saints in the Pro Bowl. Tackle Kevin Haverdink and cornerback Robert Massey were named to a number of all-rookie teams.

1990

- Feb. 23** — Saints announce preseason schedule, which includes participation in American Bowl '90, played in Wembley Stadium in London, England. Saints and Raiders face off August 5.
- Feb. 27** — NFL announces new schedule format, calling for each team to play 16 games in 17 weeks. Each division will have one off week in 1990 and 1991. Under the new format, the 1992 season will feature 16 games in 18 weeks.
- Mar. 1** — The NFL announces the addition of additional wild card teams to the playoff format effective in 1990. Each conference will now have a six-team playoff system ending with Super Bowl XXV in Tampa.
- Mar. 11** — NFL owners approve new television contract, which includes the addition of Turner Network Television, and eight more prime-time games per season.
- Apr. 1** — The second season of Plan B free agency ends with the Saints losing ten players, signing two.
- July 29** — Saints plane leaves New Orleans and Minneapolis bound for London for American Bowl game against the Raiders. Saints and Raiders face each other twice on practice during the week leading up to the game.
- August 5** — Saints beat Raiders, 17-10 in American Bowl in London's Wembley Stadium.
- Sep. 25** — Saints trade nos. 1 and 3 draft choices in 1991 and conditional no. 2 draft choice to Dallas for quarterback Steve Walsh.
- Sep. 30** — Saints and NFC West opponents are idle in NFL's first open weekend, a function of the new scheduling format.
- Oct. 14** — Steve Walsh throws for 243 yards and three TDs in 25-20 Saints win over Cleveland. Walsh came into the game in a reserve role.
- Oct. 21** — Walsh makes first start as Saint, team loses 23-10 decision at Houston. RB Dalton Hilliard, the NFL's leading TD scorer in 1989, is lost for the regular season with a knee injury.



Dec. 31 — On New Year's Eve, a national television audience saw the Saints kick a last-second field goal to even their record at 8-8, reaching the .500 mark for the first time all season. More importantly, the win gave them the final NFC playoff berth and a game against Chicago the following week.

1991

- Jan. 6 —** Bears defeat Saints 16-6 in NFC wild card game in Soldier Field. Game is team's second playoff game in history, first on the road. Linebackers Vaughan Johnson and Pat Swilling represent the team in the AFC-NFC Pro Bowl, along with kicker Morten Andersen. DE Renaldo Turnbull ended the season leading NFC rookie defenders with eleven sacks. He is named to a number of all-rookie teams.
- Sep. 8 —** Saints defeat Kansas City, 17-10 for first 2-0 start in team history. Winning streak continued into week seven, the second-longest ever.
- Nov. 24 —** In week 11, with a chance to win the NFC West, Saints lose overtime 23-20 thriller as Falcons kick 50-yard field goal for win. Loss was the second of four straight, making difficult the task of winning the division.
- Dec. 16 —** A 27-0 win over the Los Angeles Raiders broke the four-game losing streak, clinched a playoff spot, and kept the Saints in the hunt for a division title.
- Dec. 22 —** In Phoenix, Saints beat Cardinals 27-3, and win their first-ever NFC West title. "You deserve it. You're the best team in the NFC West," head coach Jim Mora told the team in the joy-filled postgame locker room. The Saints defense ended the regular season with the fewest points allowed in the NFL. They were second in the league in yardage allowed.
- Dec. 29 —** Vying for the team's first-ever playoff victory, the Falcons came from behind to defeat New Orleans, 27-20 in the Superdome.

1992

- Four Saints were chosen for the NFC squad in the Pro Bowl. Linebackers Vaughan Johnson, Sam Mills and Pat Swilling were named as starters for the NFC, the most linebackers from one team in history. Special teamer Bennie Thompson also made the trip to Honolulu.
- Jan. 27 —** Clear Channel Communications, owners of WQUE AM and FM in New Orleans, become Saints' flagship network under three-year agreement. Clear Channel takes over from WWL-Radio, holders of Saints rights since 1982.
- Feb. 3 —** For the first time since 1987, the Saints lose an assistant coach. Dom Capers, secondary coach, goes to Pittsburgh as defensive coordinator. He is replaced on the New Orleans staff by Jim Mora, son of the Saints' head coach.
- Mar. 27 —** Three Saints preseason games will be carried on national television, the most in team history. ABC, CBS and ESPN will each televise one of the Saints' four preseason contests.
- Apr. 21 —** Saints announce the publication of Saints Digest, beginning with the 1992 season. Produced by Curtis Publishing Company, Saints Digest will be printed 26 times yearly.
- May 6 —** Saints' 1992 regular season schedule contains four prime-time games, the most in team history. TNT Sports carries two games, ABC and ESPN one game each.
- Sep. 3 —** President/general manager Jim Finks and head coach Jim Mora sign new three-year contracts, effective Feb. 1, 1993. The contracts ensure that the two men will, at the conclusion of those agreements, have been with the Saints for ten years.
- Nov. 23 —** Saints play first of tough three-game schedule in 11 days, downing the Washington Redskins, 20-3.
- Dec. 3 —** A close, 22-14 win over Atlanta finishes the three-game, 11-day string, putting the Saints in the playoffs for the third consecutive year. New Orleans also defeated Miami, 24-13 in the middle of the string.
- Dec. 26 —** Saints clinch the home-field advantage in the NFC wild card game with a 20-0 win over the New York Jets in the Meadowlands.
- 1993**
- Jan. 3 —** Leading 20-7 in the third quarter, the Saints saw the Philadelphia Eagles roar back to win the NFC wild card game, 36-20 at the Superdome. Philadelphia scored 26 points in the fourth quarter for the win.



The Saints finished the 1992 season as the leader in points allowed with 202, a team record. The defense also finished second in total defensive yards allowed. New Orleans led the NFL in two related categories, sacks (57) and sacks allowed (15), the first time since 1977 a team had accomplished that feat (New England).

Six Saints, linebackers Rickey Jackson, Vaughan Johnson, Sam Mills and Pat Swilling, kicker Morten Andersen, and center Joel Hilgenberg participated in the AFC-NFC Pro Bowl in Honolulu. It tied the record as the most Saints players ever voted to the game.

- Feb. 25 —** Saints designate three players, Morten Andersen, Jim Dombrowski and Joel Hilgenberg, as transition players under the NFL's new agreement with the players. The free agent period begins March 1, and runs through April 23 for restricted free agents, July 15 for unrestricted free agents. The Saints have eight restricted free agents, 15 with unrestricted free agents.
- Mar. 10 —** Saints lose first unrestricted free agent when Steve Trapilo signs with New England.
- Apr. 12 —** Team signs its first veteran free agent when the Saints get quarterback Wade Wilson from Atlanta. Along with Wilson's signing is the announcement that veteran quarterback Bobby Hebert will not be offered a contract.
- Apr. 25 —** Linebacker Pat Swilling is traded by the Saints to Detroit for the Lions' first and fourth-round picks in the 1993 draft. Saints select tackle William Roaf with the Lions' first pick, the eighth overall. Following a swap with San Francisco, the Saints take tight end Irv Smith. It is only the second time in team history the Saints have selected two players in the first round of the draft.
- Apr. 29 —** At a press conference, Saints owner Tom Benson announces that president/general manager Jim Finks has been diagnosed with cancer. Finks entered the hospital April 26, after the end of the NFL draft. Benson takes over temporarily in Finks' position during his absence.
- Apr. 30 —** The disease afflicting Jim Finks is confirmed as lung cancer.
- May 7 —** Saints sign tackle Tootie Robbins, a free agent, from Green Bay. The signing of Robbins signals that the team will not offer a contract to 13-year veteran tackle Stan Brock, the team's first-round pick in 1980. Brock's career in New Orleans ends as the alltime leader in games played as a Saint with 186.
- June 9 —** A sports bill calling in part for renovations to the Louisiana Superdome and a new practice facility for the Saints passes state lawmakers in a vote in Baton Rouge.

NEW ORLEANS SAINTS ON MONDAY NIGHT FOOTBALL (6-8)

- Sep. 25, 1972 — Kansas City 20, New Orleans 17, at New Orleans (70,793)
- Sep. 24, 1973 — Dallas 40, New Orleans 3, at Dallas (52,715)
- Nov. 25, 1974 — Pittsburgh 28, New Orleans 7, at New Orleans (71,907)
- Dec. 3, 1979 — Oakland 42, New Orleans 35, at Superdome (65,541)
- Nov. 24, 1980 — L.A. Rams 27, New Orleans 7, at Superdome (53,448)
- Nov. 21, 1983 — N.Y. Jets 31, New Orleans 28, at Superdome (68,606)
- Nov. 19, 1984 — New Orleans 27, Pittsburgh 24, at Superdome (66,005)
- Oct. 3, 1988 — New Orleans 20, Dallas 17, at Superdome (68,474)
- Nov. 6, 1989 — San Francisco 31, New Orleans 13, at S.F. (60,667)
- Dec. 18, 1989 — New Orleans 30, Philadelphia 10, at Superdome (59,218)
- Sep. 10, 1990 — San Francisco 13, New Orleans 12 at Superdome (68,629)
- Dec. 31, 1990 — New Orleans 20, L.A. Rams 17 at Superdome (68,647)
- Dec. 16, 1991 — New Orleans 27, L.A. Raiders 0 at Superdome (68,625)
- Nov. 23, 1992 — New Orleans 20, Washington 3 at Superdome (68,591)



SAINTS ALL-TIME RESULTS

*Home Game

1967 (3-11) Coach: Tom Fears 4th place, Capitol Division

Saints		Opp.
9/17	* Los Angeles (80,879)	13
9/24	* Washington (74,937)	10
10/1	* Cleveland (77,045)	7
10/8	New York Giants (62,670)	21
10/15	Dallas (52,562)	14
10/22	San Francisco (34,285)	13
10/29	* Pittsburgh (68,911)	10
11/5	* Philadelphia (59,596)	31
11/12	* Dallas (83,437)	10
11/19	Philadelphia (60,751)	21
11/26	* Atlanta (83,437)	27
12/3	St. Louis (41,171)	20
12/10	Baltimore (60,238)	10
12/17	Washington (50,486)	30
		<u>233</u>
		<u>379</u>

1968 (4-9-1) Coach: Tom Fears 3rd place, Century Division

Saints		Opp.
9/15	* Cleveland (74,215)	10
9/22	* Washington (65,941)	17
9/29	* St. Louis (79,021)	20
10/6	New York Giants (62,967)	21
10/13	* Minnesota (71,105)	20
10/20	Pittsburgh (32,303)	16
10/27	St. Louis (45,478)	3
11/3	* Dallas (84,728)	3
11/10	Cleveland (71,025)	7
11/17	Green Bay (Milw. 49,644)	7
11/24	Detroit (46,152)	20
12/1	* Chicago (78,285)	23
12/8	Philadelphia (57,128)	17
12/15	* Pittsburgh (66,131)	24
		<u>246</u>
		<u>327</u>

1969 (5-9) Coach: Tom Fears 3rd place, Capitol Division

Saints		Opp.
9/21	* Washington (73,147)	20
9/28	* Dallas (79,567)	17
10/5	Los Angeles (54,879)	17
10/12	* Cleveland (71,274)	17
10/19	* Baltimore (80,636)	10
10/26	Philadelphia (60,658)	10
11/2	St. Louis (46,718)	51
11/9	Dallas (62,282)	17
11/16	New York Giants (62,927)	25
11/23	* San Francisco (71,448)	43
11/30	* Philadelphia (72,805)	26
12/7	Atlanta (57,021)	17
12/14	Washington (50,354)	14
12/21	* Pittsburgh (72,256)	27
		<u>311</u>
		<u>393</u>

1970 (2-11-1) Coach: Tom Fears (7 games) J.D. Roberts (7 games) 4th place, NFC West

Saints		Opp.
9/20	* Atlanta (77,042)	3
9/27	Minnesota (47,900)	0
10/4	* New York Giants (69,126)	14
10/11	St. Louis (45,294)	17
10/18	San Francisco (39,446)	20
10/25	Atlanta (58,850)	14
11/1	* Los Angeles (77,861)	17
11/8	* Detroit (66,910)	19
11/15	Miami (42,866)	10
11/22	* Denver (66,837)	6
11/29	Cincinnati (59,342)	6
12/6	Los Angeles (66,410)	16
12/13	* San Francisco (61,940)	7
12/20	* Chicago (63,518)	3
		<u>172</u>
		<u>347</u>

1971 (4-8-2) Coach: J.D. Roberts 4th place, NFC West

Saints		Opp.
9/19	* Los Angeles (70,915)	24
9/26	* San Francisco (81,596)	20
10/3	Houston (47,966)	13
10/10	Chicago (55,049)	14
10/17	* Dallas (83,088)	24
10/24	Atlanta (58,850)	6
10/31	Washington (53,041)	14
11/7	* Oakland (83,102)	21
11/14	San Francisco (45,138)	26
11/21	* Minnesota (83,130)	10
11/28	Green Bay (Milw. 48,130)	29
12/5	Los Angeles (73,610)	28
12/12	* Cleveland (72,794)	17
12/19	* Atlanta (75,954)	20
		<u>266</u>
		<u>347</u>

1972 (2-11-1) Coach: J.D. Roberts 4th place, NFC West

Saints		Opp.
9/17	Los Angeles (66,303)	14
9/25	* Kansas City (70,793)	17
10/1	* San Francisco (69,840)	2
10/8	New York Giants (62,507)	21
10/15	* Atlanta (66,294)	14
10/22	San Francisco (59,167)	20
10/29	* Philadelphia (65,554)	21
11/5	Minnesota (49,784)	6
11/12	Atlanta (58,850)	20
11/19	Detroit (53,752)	14
11/26	* Los Angeles (64,325)	19
12/3	New York Jets (62,496)	17
12/10	* New England (64,889)	10
12/17	* Green Bay (65,881)	20
		<u>215</u>
		<u>361</u>

1973 (5-9) Coach: John North 3rd place, NFC West

Saints		Opp.
9/16	* Atlanta (66,428)	7
9/24	Dallas (52,715)	3
9/30	Baltimore (52,293)	10
10/7	* Chicago (56,561)	21
10/14	* Detroit (57,810)	20
10/21	San Francisco (52,629)	0
10/28	* Washington (66,315)	19
11/4	* Buffalo (74,770)	13
11/11	Los Angeles (70,358)	7
11/18	San Diego (44,356)	14
11/25	* Los Angeles (67,192)	13
12/2	Green Bay (Milw. 47,890)	10
12/9	* San Francisco (62,490)	16
12/16	Atlanta (58,850)	10
		<u>163</u>
		<u>312</u>

1974 (5-9) Coach: John North 3rd place, NFC West

Saints		Opp.
9/15	* San Francisco (65,071)	13
9/22	Los Angeles (64,178)	0
9/29	* Atlanta (62,273)	14
10/6	Chicago (55,753)	10
10/13	Denver (51,706)	17
10/20	Atlanta (58,850)	13
10/27	* Philadelphia (64,257)	14
11/3	Detroit (49,127)	14
11/10	* Miami (74,289)	0
11/17	Los Angeles (57,287)	20
11/25	* Pittsburgh (71,907)	7
12/1	Minnesota (48,456)	9
12/8	* St. Louis (57,152)	14
12/15	San Francisco (49,567)	21
		<u>166</u>
		<u>263</u>

1975 (2-12) Coach: John North (6 games) Ernie Hefferle (8 games) 4th place, NFC West

Saints		Opp.
9/21	Washington (54,414)	3
9/28	* Cincinnati (52,531)	0
10/5	Atlanta (29,444)	7
10/12	* Green Bay (51,371)	20
10/19	San Francisco (40,990)	21
10/26	Los Angeles (60,771)	14
11/2	* Atlanta (56,614)	23
11/9	Oakland (51,764)	10
11/16	* Minnesota (62,765)	7
11/23	* San Francisco (40,328)	6
11/30	Cleveland (44,753)	16
12/7	* Los Angeles (39,358)	7
12/14	New York Giants (40,150)	14
12/21	* Chicago (33,371)	17
		<u>165</u>
		<u>360</u>

1976 (4-10) Coach: Hank Stram 3rd place, NFC West

Saints		Opp.
9/12	* Minnesota (58,156)	9
9/19	* Dallas (61,413)	6
9/26	Kansas City (53,918)	27
10/3	* Houston (51,973)	26
10/10	* Atlanta (51,521)	30
10/17	San Francisco (43,160)	3
10/24	* Los Angeles (51,984)	10
10/31	Atlanta (34,127)	20
11/7	Green Bay (Milw. 52,936)	27
11/14	* Detroit (42,048)	17
11/21	Seattle (61,865)	51
11/28	Los Angeles (54,906)	14
12/5	New England (53,592)	6
12/12	* San Francisco (42,536)	7
		<u>253</u>
		<u>346</u>

1977 (3-11) Coach: Hank Stram 4th place, NFC West

Saints		Opp.
9/18	* Green Bay (56,548)	20
9/25	Detroit (51,548)	19
10/2	Chicago (51,488)	42
10/9	* San Diego (53,942)	0
10/16	Los Angeles (46,045)	7
10/23	St. Louis (48,417)	31
10/30	* Los Angeles (59,023)	27
11/6	Philadelphia (53,482)	7
11/13	* San Francisco (41,564)	7 (OT)
11/20	* Atlanta (43,135)	21
11/27	San Francisco (33,702)	17
12/4	* New York Jets (40,464)	13
12/11	* Tampa Bay (40,124)	14
12/18	Atlanta (36,895)	7
		<u>232</u>
		<u>336</u>

1978 (7-9) Coach: Dick Nolan 3rd place, NFC West

Saints		Opp.
9/3	* Minnesota (54,187)	31
9/10	Green Bay (Milw. 54,336)	17
9/17	* Philadelphia (49,242)	17
9/24	Cincinnati (40,455)	20
10/1	* Los Angeles (61,654)	20
10/8	* Cleveland (50,158)	16
10/15	San Francisco (37,671)	14
10/22	Los Angeles (47,574)	10
10/29	* New York Giants (58,806)	28
11/5	Pittsburgh (48,525)	14
11/12	* Atlanta (70,323)	17
11/19	Dallas (57,920)	7
11/26	Atlanta (55,521)	17
12/3	* San Francisco (50,068)	24
12/10	* Houston (63,169)	12
12/17	Tampa Bay (51,209)	17
		<u>281</u>
		<u>298</u>





1979 [8-8] Coach: Dick Nolan
2nd place, NFC West

	Saints	Opp.
9/2 * Atlanta (70,940).....	34	(OT) 40
9/9 Green Bay (Milw. 53,184) ...	19	28
9/16 * Philadelphia (54,212).....	14	26
9/23 San Francisco (39,727).....	30	21
9/30 * New York Giants (51,543) ...	24	14
10/7 * Los Angeles (68,986).....	17	35
10/14 Tampa Bay (67,640).....	42	14
10/21 * Detroit (57,428).....	17	7
10/28 Washington (52,133).....	14	10
11/4 Denver (74,482).....	3	10
11/11 * San Francisco (65,551).....	31	20
11/18 Seattle (60,055).....	24	38
11/25 Atlanta (42,815).....	37	6
12/3 * Oakland (65,541).....	35	42
12/9 * San Diego (61,059).....	0	35
12/16 Los Angeles (53,879).....	29	14
	370	360

1980 [1-15] Coach: Dick Nolan (12 games)
Dick Stanfel (4 games)
4th place, NFC West

	Saints	Opp.
9/7 * San Francisco (58,621).....	23	26
9/14 Chicago (65,523).....	3	22
9/21 * Buffalo (51,154).....	26	35
9/28 Miami (40,946).....	16	21
10/5 * St. Louis (45,388).....	7	40
10/12 Detroit (78,147).....	13	24
10/19 * Atlanta (62,651).....	14	41
10/26 Washington (51,375).....	14	22
11/2 Los Angeles (59,909).....	31	45
11/9 * Philadelphia (45,340).....	21	34
11/16 Atlanta (53,871).....	13	31
11/24 * Los Angeles (53,488).....	7	27
11/30 * Minnesota (30,936).....	20	23
12/7 San Francisco (37,949).....	35	(OT) 38
12/14 New York Jets (38,077).....	21	20
12/21 * New England (38,277).....	27	38
	291	487

1981 [4-12] Coach: Bum Phillips
4th place, NFC West

	Saints	Opp.
9/6 Atlanta (57,406).....	0	27
9/13 * Los Angeles (62,063).....	23	17
9/20 New York Giants (69,814).....	7	20
9/27 San Francisco (44,433).....	14	21
10/4 * Pittsburgh (64,578).....	6	20
10/11 * Philadelphia (52,728).....	14	31
10/18 Cleveland (76,059).....	20	20
10/25 * Cincinnati (46,336).....	17	7
11/1 * Atlanta (63,637).....	10	41
11/8 Los Angeles (61,068).....	21	13
11/15 Minnesota (45,215).....	10	20
11/22 Houston (49,581).....	27	24
11/29 * Tampa Bay (62,209).....	14	31
12/6 St. Louis (46,923).....	3	30
12/13 * Green Bay (45,518).....	7	35
12/20 * San Francisco (43,639).....	17	21
	207	378

1982 [4-5] Coach: Bum Phillips
2nd place, NFC West

	Saints	Opp.
9/12 * St. Louis (58,763).....	7	21
9/19 Chicago (56,600).....	10	0
11/21 * Kansas City (39,341).....	27	17
11/28 San Francisco (51,611).....	23	20
12/5 * Tampa Bay (61,709).....	10	13
12/12 Atlanta (39,535).....	0	35
12/19 Dallas (64,506).....	7	21
12/26 * Washington (48,667).....	10	27
1/2 * Atlanta (47,336).....	35	6
	129	160

1983 [8-8] Coach: Bum Phillips
3rd place, NFC West

	Saints	Opp.
9/4 * St. Louis (65,225).....	28	17
9/11 Los Angeles (45,572).....	27	30
9/18 * Chicago ((64,692).....	34	(OT) 31
9/25 Dallas (62,136).....	20	21
10/2 * Miami (66,489).....	17	7
10/9 Atlanta (51,654).....	19	17
10/16 * San Francisco (68,154).....	13	32
10/23 Tampa Bay (48,242).....	24	21
10/30 Buffalo (49,413).....	21	27
11/6 * Atlanta (67,062).....	27	10
11/13 San Francisco (40,022).....	0	27
11/21 * New York Jets (68,606).....	28	31
11/27 * Minnesota (59,502).....	17	16
12/4 New England (24,579).....	0	7
12/11 Philadelphia (45,182).....	20	(OT) 17
12/18 * Los Angeles (70,148).....	24	26
	319	337

1984 [7-9] Coach: Bum Phillips
3rd place, NFC West

	Saints	Opp.
9/2 * Atlanta (66,652).....	28	36
9/9 * Tampa Bay (54,686).....	17	13
9/16 San Francisco (57,611).....	20	30
9/23 * St. Louis (58,723).....	34	24
9/30 Houston (43,108).....	27	10
10/7 Chicago (53,752).....	7	20
10/14 * Los Angeles (63,161).....	10	28
10/21 Dallas (50,966).....	27	(OT) 30
10/28 Cleveland (52,849).....	16	14
11/4 * Green Bay (57,426).....	13	23
11/11 Atlanta (40,590).....	17	13
11/19 * Pittsburgh (66,005).....	27	24
11/25 * San Francisco (65,117).....	3	35
12/2 Los Angeles (49,348).....	21	34
12/9 * Cincinnati (40,855).....	21	24
12/15 New York Giants (63,739).....	10	3
	298	361

1985 [5-11] Coach: Bum Phillips (12 games)
Wade Phillips (4 games)
3rd place, NFC West

	Saints	Opp.
9/8 * Kansas City (57,760).....	27	47
9/15 Denver (74,448).....	23	34
9/22 * Tampa Bay (45,320).....	20	13
9/29 San Francisco (58,053).....	20	17
10/6 * Philadelphia (56,364).....	23	21
10/13 L.A. Raiders (48,152).....	13	23
10/20 Atlanta (44,784).....	24	31
10/27 * New York Giants (54,082) ...	13	21
11/3 Los Angeles (49,030).....	10	28
11/10 * Seattle (47,365).....	3	27
11/17 Green Bay (Milw. 52,104) ...	14	38
11/24 Minnesota (54,117).....	30	23
12/1 * Los Angeles (44,122).....	29	3
12/8 St. Louis (29,527).....	16	28
12/15 * San Francisco (46,065).....	19	31
12/22 * Atlanta (37,717).....	10	16
	294	401

1986 [7-9] Coach: Jim Mora
4th place, NFC West

	Saints	Opp.
9/7 * Atlanta (67,950).....	10	31
9/14 * Green Bay (56,383).....	24	10
9/21 San Francisco (58,297).....	17	26
9/28 N.Y. Giants (72,765).....	17	20
10/5 * Washington (57,317).....	6	14
10/12 Indianapolis (53,512).....	17	14
10/19 * Tampa Bay (43,355).....	38	7
10/26 N.Y. Jets (44,246).....	23	28
11/2 * San Francisco (53,234).....	23	10
11/9 * Los Angeles (62,352).....	6	0
11/16 St. Louis (32,069).....	6	7
11/23 Los Angeles (58,600).....	13	26
11/30 * New England (58,259).....	20	21
12/7 * Miami (64,761).....	27	31
12/14 Atlanta (39,994).....	14	9
12/21 Minnesota (51,209).....	17	33
	288	287

1987 [12-3] Coach: Jim Mora
2nd place, NFC West

	Saints	Opp.
9/13 * Cleveland (59,900).....	28	21
9/20 Philadelphia (57,485).....	17	27
10/4 * Los Angeles (29,745).....	37	10
10/11 St. Louis (11,795).....	19	24
10/18 Chicago (46,813).....	19	17
10/25 * San Francisco (60,497).....	22	24
11/1 Atlanta (42,196).....	38	0
11/8 Los Angeles (43,379).....	31	14
11/15 San Francisco (60,436).....	26	24
11/22 * N.Y. Giants (67,639).....	23	14
11/29 Pittsburgh (47,896).....	20	16
12/6 * Tampa Bay (66,471).....	44	34
12/13 * Houston (68,257).....	24	10
12/20 Cincinnati (43,424).....	41	24
12/27 * Green Bay (68,364).....	33	24
	422	283



NFC Wild Card Playoff
1/3 * Minnesota (68,127).....10 44

1988 [10-6] Coach: Jim Mora
3rd place, NFC West

	Saints	Opp.
9/4 * San Francisco (66,357).....	33	34
9/11 Atlanta (48,901).....	29	21
9/18 Detroit (37,180).....	22	14
9/25 * Tampa Bay (66,671).....	13	9
10/3 * Dallas (68,474).....	20	17
10/9 San Diego (42,693).....	23	17
10/16 Seattle (63,569).....	20	19
10/23 * L.A. Raiders (66,249).....	20	6
10/30 * L.A. Rams (68,238).....	10	12
11/6 Washington (54,183).....	24	27
11/13 L.A. Rams (63,305).....	14	10
11/20 * Denver (68,075).....	42	0
11/27 * N.Y. Giants (66,526).....	12	13
12/4 Minnesota (61,215).....	3	45
12/11 San Francisco (62,977).....	17	30
12/18 * Atlanta (60,566).....	10	9
	312	283

1989 [9-7] Coach: Jim Mora
3rd place, NFC West

	Saints	Opp.
9/10 * Dallas (66,977).....	28	0
9/17 Green Bay (55,809).....	34	35
9/24 Tampa Bay (44,053).....	10	20
10/1 * Washington (64,358).....	14	16
10/8 * San Francisco (60,488).....	20	24
10/15 * N.Y. Jets (59,521).....	29	14
10/22 L.A. Rams (57,567).....	40	21
10/29 * Atlanta (65,153).....	20	13
11/6 San Francisco (60,667).....	13	31
11/12 New England (47,680).....	28	24
11/19 Atlanta (53,173).....	26	17
11/26 * L.A. Rams (64,274).....	17	(OT) 20
12/3 Detroit (38,550).....	14	21
12/10 Buffalo (70,037).....	22	19
12/18 * Philadelphia (59,218).....	30	20
12/24 * Indianapolis (49,009).....	41	6
	386	301



1990 (8-8) Coach: Jim Mora
2nd place, NFC West

	Saints	Opp.
9/10	* San Francisco (68,629)	12
9/16	Minnesota (56,272)	3
9/23	* Phoenix (61,110)	28
10/7	Atlanta (57,401)	27
10/14	* Cleveland (68,608)	25
10/21	Houston (57,908)	10
10/28	* Detroit (64,368)	10
11/4	Cincinnati (60,067)	21
11/11	* Tampa Bay (67,865)	35
11/18	Washington (52,573)	17
11/25	* Atlanta (68,629)	10
12/2	Dallas (60,087)	13
12/9	* L.A. Rams (56,864)	24
12/16	* Pittsburgh (68,582)	6
12/23	San Francisco (60,112)	13
12/31	* L.A. Rams (68,647)	20
		274

NFC First-Round Playoffs

1/6	Chicago (60,767)	6	16
-----	------------------	---	----

1991 (11-5) Coach: Jim Mora
1st place, NFC West

	Saints	Opp.
9/1	* Seattle (68,492)	27
9/8	Kansas City (74,816)	17
9/15	* L.A. Rams (68,583)	24
9/22	* Minnesota (68,591)	26
9/29	Atlanta (56,556)	7
10/13	Philadelphia (64,224)	13
10/20	* Tampa Bay (68,591)	23
10/27	* Chicago (68,591)	17
11/3	L.A. Rams (58,713)	24
11/10	* San Francisco (68,591)	10
11/17	San Diego (48,420)	21
11/24	* Atlanta (68,591)	20(OT)
12/1	San Francisco (62,092)	24
12/8	Dallas (64,530)	14
12/16	* L.A. Raiders (68,625)	27
12/22	Phoenix (30,928)	3
		341

POSTSEASON GAME SCHEDULE

Saturday, Jan. 8 — AFC and NFC First-Round Playoffs (ABC)
 Sunday, Jan. 9 — AFC and NFC First-Round Playoffs (NBC and CBS)
 Saturday, Jan. 15 — AFC and NFC Divisional Playoffs (NBC and CBS)
 Sunday, Jan. 16 — AFC and NFC Divisional Playoffs (NBC and CBS)
 Sunday, Jan. 23 — AFC and NFC Championship Games (NBC and CBS)
 Sunday, Jan. 30 — Super Bowl XXVIII at Georgia Dome, Atlanta, Ga. (NBC)
 Sunday, Feb. 6 — AFC-NFC Pro Bowl at Honolulu, Hawaii (ESPN)



SAINTS PRESEASON RESULTS

NFC First-Round Playoffs
12/28 * Atlanta (68,794)20 27

1992 (12-4) Coach: Jim Mora
2nd place, NFC West

	Saints	Opp.
9/6	Philadelphia (63,513)	13
9/13	* Chicago (68,591)	28
9/20	Atlanta (67,328)	10
9/27	* San Francisco (68,591)	10
10/4	Detroit (66,971)	13
10/11	* L.A. Rams (68,591)	13
10/18	Phoenix (27,735)	30
11/1	* Tampa Bay (68,591)	23
11/8	New England (45,413)	31
11/15	San Francisco (64,895)	20
11/23	* Washington (68,591)	20
11/29	* Miami (68,591)	24
12/3	* Atlanta (68,591)	22
12/13	L.A. Rams (47,355)	37
12/20	* Buffalo (68,591)	16
12/26	N.Y. Jets (45,614)	20
		330

NFC First-Round Playoffs

1/3	* Philadelphia (68,893)	20	36
-----	-------------------------	----	----

1967 (5-1)

	Saints	Opp.
Los Angeles (26,364) at Anaheim	7	16
St. Louis (25,500) at Shreveport	23	14
Pittsburgh (35,000) at Baton Rouge	20	17
San Francisco (23,348) at Portland, Ore.	24	10
Miami (11,214) at Charleston, S.C.	20	17
Atlanta (67,486) at New Orleans	27	14

1968 (2-4)

	Saints	Opp.
Los Angeles (29,505) at Anaheim	7	21
Boston (57,152) at New Orleans	19	0
Houston (42,734) at Houston	23	24
Cleveland (70,045) at New Orleans	40	27
Atlanta (49,832) at Atlanta	10	16
Minnesota (23,000) at Shreveport	17	20

1969 (2-4)

	Saints	Opp.
San Diego (31,683) at San Diego	7	10
Denver (28,356) at Denver	28	22
Pittsburgh (40,000) at Baton Rouge	24	34
Atlanta (69,898) at New Orleans	21	17
Houston (79,937) at New Orleans	14	30
Detroit (30,312) at Detroit	7	42

1970 (4-2)

	Saints	Opp.
Minnesota (17,932) at Canton	14	13
Houston (46,223) at Houston	19	10
Detroit (76,778) at New Orleans	17	31
Boston (32,000) at Jackson	26	20
N.Y. Jets (78,581) at New Orleans	14	27
San Diego (63,904) at New Orleans	20	14

1971 (0-6)

	Saints	Opp.
Buffalo (35,758) at Buffalo	10	14
Dallas (73,560) at Dallas	21	36
Kansas City (70,459) at New Orleans	7	27
San Diego (35,405) at San Diego	7	22
Philadelphia (60,487) at New Orleans	0	34
Houston (60,971) at New Orleans	17	24

1972 (1-4-1)

	Saints	Opp.
Philadelphia (53,372) at Philadelphia	13	10
Buffalo (66,762) at New Orleans	21	24
Dallas (81,070) at New Orleans	7	30
San Diego (64,506) at New Orleans	14	16
Pittsburgh (43,302) at Memphis	7	56
Houston (44,571) at Houston	14	14

1973 (1-5)

	Saints	Opp.
Kansas City (67,216) at Kansas City	6	12
Miami (80,050) at Miami	13	14
Dallas (61,022) at Dallas	14	24
New England (64,131) at New Orleans	6	31
N.Y. Jets (67,434) at New Orleans	17	28
Houston (62,339) at New Orleans	16	10

1974 (3-3)

	Saints	Opp.
Pittsburgh (45,339) at New Orleans	7	26
Miami (41,524) at Miami	20	45
New England (20,456) at Foxboro	3	7
Dallas (56,563) at New Orleans	16	7
N.Y. Jets (59,829) at New Orleans	24	7
Houston (35,103) at Houston	24	16

1975 (2-4)

	Saints	Opp.
Houston (72,434) at New Orleans	7	13
Denver (40,089) at New Orleans	24	21
Miami (61,253) at New Orleans	10	20
Baltimore (60,643) at New Orleans	27	3
Pittsburgh (47,341) at Pittsburgh	3	24
Cincinnati (48,453) at Cincinnati	0	20

1976 (4-2)

	Saints	Opp.
Pittsburgh (56,039) at New Orleans	14	24
Houston (38,675) at Houston	13	10
Buffalo (36,110) at Buffalo	21	14
Baltimore (38,879) at Baltimore	26	OT 20
Cincinnati (60,044) at New Orleans	13	10
Miami (63,383) at New Orleans	7	20

1977 (5-1)

	Saints	Opp.
Chicago (55,163) at Chicago	20	14
N.Y. Giants (49,900) at New Orleans	23	7
Buffalo (66,282) at New Orleans	20	17
N.Y. Jets (49,455) at New Orleans	14	20
Miami (39,970) at Miami	17	10
Houston (49,964) at New Orleans	20	16

1978 (2-2)

	Saints	Opp.
Philadelphia (30,000) at Mexico City	14	7
Miami (54,105) at New Orleans	17	31
Tampa Bay (49,042) at New Orleans	3	14
Houston (49,554) at Houston	17	3

1979 (1-3)

	Saints	Opp.
Miami (44,704) at Miami	7	14
Chicago (45,085) at New Orleans	6	13
Tampa Bay (49,042) at Tampa	7	14
Houston (54,469) at New Orleans	10	7

1980 (1-3)

	Saints	Opp.
St. Louis (57,923) at New Orleans	17	13
Houston (43,376) at Houston	17	20
Detroit (49,631) at Detroit	17	40
Miami (50,635) at New Orleans	0	20

1981 (3-1)

	Saints	Opp.
Baltimore (46,792) at New Orleans	24	23
Houston (67,562) at New Orleans	27	7
Philadelphia (28,001) at Syracuse, N.Y.	6	37
Detroit (52,090) at New Orleans	20	OT 17



1982 (1-3)	Saints	Opp.	1988 (2-2)	Saints	Opp.
Houston (44,599) at Houston	20	22	Minnesota (47,624) at Minnesota.....	23	20
Kansas City (46,585) at New Orleans	6	3	Phoenix (51,987) at Phoenix	23	28
Cleveland (55,689) at New Orleans	17	20	Indianapolis (54,117) at Indianapolis.....	6	18
Minnesota (59,810) at Minneapolis	21	24	Pittsburgh (56,174) at New Orleans.....	28	31
1983 (3-2)	Saints	Opp.	1989 (1-3)	Saints	Opp.
Pittsburgh (23,909) at Canton, Ohio	14	27	Indianapolis (57,771) at New Orleans.....	7	31
Tampa Bay (53,111) at Tampa.....	17	20	Buffalo (48,512) at Buffalo	7	10
Miami (38,735) at Miami	19	17	Cincinnati (51,150) at New Orleans.....	27	10
Houston (60,430) at New Orleans	20	13	Washington (56,181) at New Orleans.....	21	26
N.Y.Jets (58,176) at New Orleans.....	17	10			
1984 (3-1)	Saints	Opp.	1990 (4-1)	Saints	Opp.
Kansas City (34,230) at Kansas City	34	20	L.A. Raiders (63,106) at London	17	10
Atlanta (58,502) at New Orleans.....	31	21	Minnesota (48,154) at Minnesota.....	13	10
Houston (45,522) at Houston	31	19	Green Bay (47,848) at Madison, Wis.	13	27
Washington (52,040) at New Orleans.....	9	14	Buffalo (51,959) at New Orleans.....	28	23
			Indianapolis (54,796) at New Orleans.....	17	14
1985 (1-3)	Saints	Opp.	1991 (2-2)	Saints	Opp.
New England (27,014) at New England	32	20	Minnesota (58,953) at New Orleans.....	18	3
Houston (53,491) at New Orleans	20	23	Green Bay (55,730) at New Orleans.....	31	20
Tampa Bay (49,337) at New Orleans.....	10	14	Indianapolis (50,896) at Indianapolis.....	28	34
San Diego (40,462) at San Diego	20	21	Miami (44,099) at Miami	24	28
1986 (2-2)	Saints	Opp.	1992 (3-1)	Saints	Opp.
Denver (47,408) at Denver.....	10	7	Chicago (53,846) at Chicago	34	31
New England (54,364) at New Orleans	34	38	Pittsburgh (61,671) at New Orleans.....	26	0
Houston (38,617) at Houston	13	24	Houston (61,194) at New Orleans	3	33
Kansas City (47,945) at New Orleans	13	10	Miami (60,021) at Baltimore, Md.....	17	3
1987 (3-1)	Saints	Opp.			
Minnesota (52,884) at New Orleans.....	23	17			
Houston (51,562) at New Orleans	13	16			
Pittsburgh (46,770) at New Orleans.....	31	28			
Cincinnati (46,289) at Cincinnati	26	14			

WHERE THE SAINTS STOOD IN 1992 (NFC/NFL)

OFFENSE DEFENSE

Points	5/10	1/1
Total Net Yards	9/14	2/2
Net Rushing Yards	10/16	4/7T
Net Passing Yards	6/11	1/1
First Downs	13/18T	3/3
Third Down Conversions	9/14	3/6
Time of Possession	4/7	
Take-Aways		1/1
Give-Aways	6T/9T	
Sacks	1/1	1/1



SAINTS STANDINGS

1967 (Capitol Division, 4th place)	W	L	T	Pct.	
Dallas	9	5	0	.643	Los Angeles
Philadelphia	6	7	1	.462	San Francisco
Washington	5	6	3	.455	New Orleans
New Orleans	3	11	0	.214	Atlanta
1974 (Western Division, 3rd place)	W	L	T	Pct.	
Los Angeles	10	4	0	.714	
San Francisco	6	8	0	.429	
New Orleans	5	9	0	.357	
Atlanta	3	11	0	.214	
1968 (Century Division, 3rd place)	W	L	T	Pct.	
Cleveland	10	4	0	.714	Los Angeles
St. Louis	9	4	1	.692	San Francisco
New Orleans	4	9	1	.308	Atlanta
Pittsburgh	2	11	1	.154	New Orleans
1975 (Western Division, 4th place)	W	L	T	Pct.	
Los Angeles	12	2	0	.857	
San Francisco	5	9	0	.357	
Atlanta	4	10	0	.286	
New Orleans	2	12	0	.143	
1969 (Capitol Division, 3rd place)	W	L	T	Pct.	
Dallas	11	2	1	.846	Los Angeles
Washington	7	5	2	.583	San Francisco
New Orleans	5	9	0	.357	New Orleans
Philadelphia	4	9	1	.308	Atlanta
					Seattle
1970 (Western Division, 4th place)	W	L	T	Pct.	
San Francisco	10	3	1	.769	Los Angeles
Los Angeles	8	5	1	.615	Atlanta
Atlanta	4	8	2	.333	San Francisco
New Orleans	2	11	1	.154	New Orleans
1971 (Western Division, 4th place)	W	L	T	Pct.	
San Francisco	9	5	0	.643	Los Angeles
Los Angeles	8	5	1	.615	Atlanta
Atlanta	7	6	1	.538	New Orleans
New Orleans	4	8	2	.333	San Francisco
1972 (Western Division, 4th place)	W	L	T	Pct.	
San Francisco	9	5	0	.615	Los Angeles
Atlanta	7	7	0	.500	Atlanta
Los Angeles	6	7	1	.464	New Orleans
New Orleans	2	11	1	.154	San Francisco
1973 (Western Division, 3rd place)	W	L	T	Pct.	
Los Angeles	12	2	0	.857	Atlanta
Atlanta	9	5	0	.643	Los Angeles
New Orleans	5	9	0	.357	San Francisco
San Francisco	5	9	0	.357	New Orleans
1976 (Western Division, 3rd place)	W	L	T	Pct.	
Los Angeles	10	3	1	.750	
San Francisco	8	6	0	.571	
New Orleans	4	10	0	.286	
Atlanta	4	10	0	.286	
Seattle	2	12	0	.143	
1977 (Western Division, 4th place)	W	L	T	Pct.	
Los Angeles	10	4	0	.714	
Atlanta	7	7	0	.500	
San Francisco	5	9	0	.357	
New Orleans	3	11	0	.214	
1978 (Western Division, 3rd place)	W	L	T	Pct.	
Los Angeles	12	4	0	.750	
Atlanta	9	7	0	.563	
New Orleans	7	9	0	.438	
San Francisco	2	14	0	.125	
1979 (Western Division, 2nd place)	W	L	T	Pct.	
Los Angeles	9	7	0	.563	
New Orleans	8	8	0	.500	
Atlanta	6	10	0	.375	
San Francisco	2	14	0	.125	
1980 (Western Division, 4th place)	W	L	T	Pct.	
Atlanta	12	4	0	.750	
Los Angeles	11	5	0	.687	
San Francisco	6	10	0	.375	
New Orleans	1	15	0	.062	



1981 (Western Division, 4th place)				
	W	L	T	Pct.
San Francisco	13	3	0	.813
Atlanta	7	9	0	.438
Los Angeles	6	10	0	.375
New Orleans	4	12	0	.250

1982 (Western Division, 2nd place)				
	W	L	T	Pct.
Atlanta	5	4	0	.556
New Orleans	4	5	0	.444
San Francisco	3	6	0	.333
Los Angeles	2	7	0	.222

1983 (Western Division, 3rd place)				
	W	L	T	Pct.
San Francisco	10	6	0	.625
Los Angeles	9	7	0	.563
New Orleans	8	8	0	.500
Atlanta	7	9	0	.438

1984 (Western Division, 3rd place)				
	W	L	T	Pct.
San Francisco	15	1	0	.938
Los Angeles	10	6	0	.625
New Orleans	7	9	0	.438
Atlanta	4	12	0	.250

1985 (Western Division, 3rd place)				
	W	L	T	Pct.
Los Angeles	11	5	0	.687
San Francisco	10	6	0	.625
New Orleans	5	11	0	.313
Atlanta	4	12	0	.250

1986 (Western Division, 4th place)				
	W	L	T	Pct.
San Francisco	10	5	1	.656
Los Angeles	10	6	0	.625
Atlanta	7	8	1	.469
New Orleans	7	9	0	.438

1987 (Western Division, 2nd place)				
	W	L	T	Pct.
San Francisco	13	2	0	.867
New Orleans	12	3	0	.800
Los Angeles	6	9	0	.400
Atlanta	3	12	0	.200

1988 (Western Division, 3rd place)				
	W	L	T	Pct.
San Francisco	10	6	0	.625
Los Angeles	10	6	0	.625
New Orleans	10	6	0	.625
Atlanta	5	11	0	.313

1989 (Western Division, 3rd place)				
	W	L	T	Pct.
San Francisco	14	2	0	.875
Los Angeles	11	5	0	.688
New Orleans	9	7	0	.563
Atlanta	3	13	0	.188

1990 (Western Division, 2nd place)				
	W	L	T	Pct.
San Francisco	14	2	0	.875
New Orleans	8	8	0	.500
Los Angeles	5	11	0	.313
Atlanta	5	11	0	.313

1991 (Western Division, 1st place)				
	W	L	T	Pct.
New Orleans	11	5	0	.688
Atlanta	10	6	0	.625
San Francisco	10	6	0	.625
Los Angeles	3	13	0	.188

1992 (Western Division, 2nd place)				
	W	L	T	Pct.
San Francisco	14	2	0	.875
New Orleans	12	4	0	.750
Atlanta	6	10	0	.375
Los Angeles	6	10	0	.375

SAINTS ON PRESEASON TELEVISION

Two of the Saints five preseason games in 1993 can be seen on national television.

ESPN will broadcast the July 31 game against Philadelphia in Tokyo, beginning at 9 p.m. (CST). ABC-TV will carry the August 23 contest against Chicago at the Superdome. The game will be blacked out locally if not sold out 72 hours before kickoff. Game time will be 7 p.m. (CST). WWL-TV (4) will air live the August 7 game against Houston in San Antonio, and the August 14 game against Green Bay in Madison, Wis. The preseason finale, August 27 against Detroit, will be televised by WWL on a tape delayed basis the following day. If the game is sold out 72 hours prior to kickoff, it will be aired live.



SAINTS DRAFT CHOICES

1967

- 1a. traded to Baltimore
- 1b. Leslie Kelley, fb.....Alabama
- 2a. James (Bo) Burris, s.....Houston
- 2b. John Gilliam, rb.....South Carolina State
- 2c. David Rowe, de.....Penn State
- 3a. traded to Baltimore
- 3b. Del Williams, g.....Florida State
- 3c. Ben Hart, wr.....Oklahoma
- 4a. Ron Widby, p.....Tennessee
- 4b. Bill Carr, c.....Florida
- 4c. Tom Stangle, t.....Dayton
- 5a. Don McCall, rb.....USC
- 5b. John Douglas, cb.....Texas Southern
- 6a. John Harvey, g.....Kansas
- 6b. Charles (Bo) Wood, lb.....North Carolina
- 7a. Gary Hertzog, g.....Williamette
- 7b. Bob McKelvey, lb.....Northwestern
- 8a. Sam Harris, te.....Colorado
- 8b. Barry Siler, lb.....Albion
- 9a. Tim Lavens, te.....Idaho
- 9b. Eugene Ross, cb.....Oklahoma
- 10a. Charles Brown, rb.....Missouri
- 10b. Roosevelt Robertson, te.....North Carolina College
- 11a. Jim Benson, g.....Florida
- 11b. Bernard Corbin, cb.....Alabama A&M
- 12a. Ronnie Pack, g.....Texas Tech
- 12b. John Robinson, wr.....Tennessee A&I
- 13a. Bill Stetz, lb.....Boston College
- 13b. Gary Grossnickle, s.....Missouri
- 14a. Jim Hester, te.....North Carolina
- 14b. George Stetter, cb.....Virginia
- 15a. John Snow, dt.....Wake Forest
- 15b. Darrell Johnson, rb.....Lamar
- 16a. Marcus Rhoden, wr.....Mississippi State
- 16b. Bruce Cortez, cb.....Parsons College
- 17a. Dan Abramowicz, wr.....Xavier (Ohio)
- 17b. Billy Bob Stewart, lb.....SMU
(choice acquired from Baltimore)

- 17c. Jim Walker, s.....Providence

1968

- 1a. traded to Green Bay
- 1b. Kevin Hardy, de.....Notre Dame
(choice acquired from Minnesota)
2. choice to Los Angeles for joining scouting combine
3. Dave Szmakowski, wr.....West Texas State
- 4a. Willie Crittendon, dt.....Tulsa
- 4b. Dan Sartin, g.....Mississippi
5. Ronnie Lee South, qb.....Arkansas
6. traded to San Francisco
- 7a. Ray Phillips, g.....Michigan
(choice acquired from Detroit)
- 7b. Eugene Howard, cb.....Langston
8. Dick Swatland, g.....Notre Dame
9. Joe Blake, g.....Tulsa
10. Doug Robinson, s.....Iowa State

11. Bennie Blocker, rb.....South Carolina State
12. John Beck, cb.....San Diego State
13. Kayo Trepanier, t.....Montana State
14. Herbert Covington, rb.....Memphis State
15. Wilmer Cooks, rb.....Colorado
16. Elie Ghattas, g.....Ball State
17. Jim Ferguson, lb.....USC

1969

- 1a. traded to San Francisco
- 1b. John Shinnors, g.....Xavier (Ohio)
(choice acquired from Minnesota)
- 2a. traded to Baltimore
- 2b. Richard Neal, de.....Southern
(choice acquired from St. Louis)
3. traded to Detroit
- 4a. Dennis Hale, s.....Minnesota
- 4b. Bob Hudspeth, t.....Southern Illinois
(choice acquired from Dallas)
- 5a. Tony Kyasky, s.....Syracuse
- 5b. Keith Christensen, t.....Kansas
(choice acquired from New York Giants)
6. Bob Miller, te.....USC
7. traded to Baltimore
8. Jim Lawrence, wr.....USC
9. Joe Owens, lb.....Alcorn State
10. McKinley Reynolds, rb.....Hawaii
11. Tommy Morel, wr.....LSU
12. Tom Broadhead, rb.....Santa Barbara State
13. Joe Robillard, cb.....Linfield (Oregon)
14. Gary Loyd, p.....California Lutheran
15. Bill Waller, wr.....Xavier (Ohio)
16. Edd Hargett, qb.....Texas A&M
17. Chico Kurzawski, s.....Northwestern

1970

1. Ken Burrough, wr.....Texas Southern
2. traded to Cleveland
3. Clovis Swinney, de.....Arkansas State
4. Delles Howell, cb.....Grambling
- 5a. Glenn Cannon, s.....Mississippi
(choice acquired from Chicago)
- 5b. traded to Washington
- 5c. Steve Ramsey, qb.....North Texas State
(choice acquired from Los Angeles)
6. Mel Easley, cb.....Oregon State
7. Lon Woodard, de.....San Diego State
8. Lawrence Estes, de.....Alcorn State
9. Jim Otis, rb.....Ohio State
10. Jim Brumfield, rb.....Indiana State
11. Gary Klar, lb.....Arizona
12. Willie Davenport, cb.....Southern
13. selection declared ineligible
14. Doug Sutherland, de.....Wisconsin-Superior
15. Jim Vest, de.....Washington State
16. Cliff Gasper, dt.....Grambling
17. Doug Wyatt, s.....Tulsa



1971

1. Archie Manning, qb.....Mississippi
- 2a. traded to Chicago
- 2b. Sam Holder, t.....Grambling
(choice acquired from Houston)
3. Bivian Lee, cb.....Prairie View
- 4a. traded to Dallas
- 4b. Carlos Bell, te.....Houston
- 4c. Wimpy Winther, c.....Mississippi
(choice acquired from Washington)
- 4d. D'artagnan Martin, cb.....Kentucky State
- 4e. Don Morrison, t.....Texas-Arlington
5. traded to Pittsburgh
6. Don Morehead, rb.....Michigan
- 7a. Larry DiNardo, g.....Notre Dame
- 7b. Bob Newland, wr.....Oregon
(choice acquired from Kansas City)
- 8a. traded to Pittsburgh
- 8b. James Elder, cb.....Southern
(choice acquired from Washington)
- 8c. Bob Gresham, rb.....West Virginia
(choice acquired from Oakland)
9. Tom Williams, s.....Williamette
10. Rocky Pamplin, rb.....Hawaii
11. Bob Pollard, de.....Weber State
12. Ron Gathright, cb.....Morehead State
13. Don Burchfield, te.....Ball State
14. Bobby Scott, qb.....Tennessee
15. Bart Graves, de.....Tulane
16. Craig Robinson, t.....Houston
17. Hermann Eban, wr.....Oklahoma State

1972

1. Royce Smith, g.....Georgia
- 2a. traded to Oakland
- 2b. Willie Hall, lb.....USC
- 3a. Bob Kuziel, c.....Pittsburgh
- 3b. Tom Myers, s.....Syracuse
- 4a. Mike Crangle, de.....Tennessee-Martin
- 4b. Joe Federspiel, lb.....Kentucky
(choice acquired from Kansas City)
- 4c. Mike Coleman, de.....Knoxville College
- 5a. Bill Butler, rb.....Kansas State
(choice acquired from Green Bay)
- 5b. Carl Johnson, t.....Nebraska
- 5c. Bo Davies, s.....South Carolina
(choice acquired from Baltimore)
- 6a. Wayne Dorton, g.....Arkansas State
- 6b. Curt Watson, rb.....Tennessee
(choice acquired from Oakland)
7. Ernie Jackson, cb.....Duke
8. Ron Vinson, wr.....Abilene Christian
9. Kent Branstetter, dt.....Houston
10. Andy Kupp, g.....Idaho
11. Paul Dongieux, lb.....Mississippi
12. Steve Lockhart, te.....Arkansas State
13. Cephus Weatherspoon, wr.....FT. Lewis
14. Steve Barrios, wr.....Tulane
15. Rusty Lachaussee, qb.....Tulane
16. Joe Balthrop, g.....Tennessee
17. Dick Graham, wr.....Oklahoma State

1973

1. traded to Baltimore
- 2a. Derland Moore, de.....Oklahoma
- 2b. Steve Baumgartner, de.....Purdue
(choice acquired from New York Jets)
- 3a. traded to Washington
- 3b. Pete Van Valkenburg, rb.....Brigham Young
(choice acquired from New York Jets)
- 4a. traded to Detroit
- 4b. Jim Merlo, lb.....Stanford
(choice acquired from Baltimore)
5. traded to Denver
- 6a. traded to Washington
- 6b. Marty Shufford, rb.....Arizona
7. Billy Cahill, s.....Washington
- 8a. Bob Peterson, g.....Utah
- 8b. Doug Winslow, wr.....Drake
(choice acquired from Washington)
9. Mike Fink, cb.....Missouri
10. Jeff Horsley, rb.....North Carolina Central
11. James Owens, rb.....Auburn
12. Paul Orndorff, te.....Tampa
13. Richard Watkins, dt.....Weber State
14. Paul Fersen, t.....Georgia
15. Mike Evenson, c.....North Dakota State
16. Howard Stevens, rb.....Louisville
17. Bobby Garner, te.....Winston-Salem

1974

1. Rick Middleton, lb.....Ohio State
(swapped #1 choices from Detroit)
2. Paul Seal, te.....Michigan
3. traded to Cincinnati
- 4a. traded to Minnesota
- 4b. Rod McNeil, rb.....USC
- 5a. traded to Cincinnati
- 5b. Joel Parker, wr.....Florida
(choice acquired from San Francisco)
- 5c. Terry Schmidt, cb.....Ball State
(choice acquired from Atlanta)
6. traded to Detroit
7. traded to Minnesota
8. Alvin Maxson, rb.....SMU
9. Phil LaPorta, t.....Penn State
- 10a. Frosty Anderson, wr.....Nebraska
(choice acquired from Houston)
- 10b. Tommy Thibodeaux, g.....Tulane
11. Kent Merritt, wr.....Virginia
12. James Buckmon, de.....Pittsburgh
13. Mike Truax, lb.....Tulane
14. Kent Marshall, s.....TCU
15. Larry Cipa, qb.....Michigan
16. Don Coleman, lb.....Michigan
17. Marvin Williams, wr.....Western Illinois

1975

- 1a. Larry Burton, wr.....Purdue
- 1b. Kurt Schumacher, g.....Ohio State
(choice acquired from Jets for Billy Newsome)
2. Lee Gross, c.....Auburn



1978

1. Wes Chandler, wr.....Florida
2. James Taylor, t.....Missouri
3. Barry Bennett, dt.....Concordia (Minn.)
4. Don Schwartz, s.....Washington State
5. Eric Felton, cb.....Texas Tech
- 6a. Mike Rieker, qb.....Lehigh
- 6b. Francis Chesley, lb.....Wyoming
(traded to New York Jets for de Richard Neal)
8. Brooks Williams, te.....North Carolina
9. Richard Carter, cb.....North Carolina State
10. traded to New York Giants for lb Pat Hughes
- 11a. Nathan Besaint, dt.....Southern
- 11b. David Riley, rb.....West Virginia
(choice acquired from Seattle)
12. Larry Hardy, te.....Jackson State

1979

1. Russell Exleben, k-p.....Texas
2. Reggie Mathis, lb.....Oklahoma
3. traded to Miami as compensation for signing DE Don Reese
4. Jim Kovach, lb.....Kentucky
5. Harlan Huckleby, rb.....Michigan
6. Ricky Ray, cb.....Norfolk State
7. Stan Sysma, lb.....Minnesota
8. Doug Panfil, g.....Tulsa
9. traded to Kansas City for dt Keith Simons
10. traded to Oakland for LB Floyd Rice
11. David Hall, wr.....Missouri-Rolla
12. Kelsey Finch, rb.....Tennessee

1980

1. Stan Brock, t.....Colorado
2. David Waymer, cb.....Notre Dame
3. traded to Minnesota for T Steve Riley
4. Mike Jolly, cb.....Michigan
5. traded to Minnesota for T Steve Riley
6. Lester Boyd, lb.....Kentucky
7. Mike Morucci, rb.....Bloomsburg State
8. Chuck Evans, lb.....Stanford
9. Frank Mordica, rb.....Vanderbilt
10. Tanya Webb, de.....Michigan State
11. George Woodard, rb.....Texas A&M
12. Kiser Lewis, lb.....Florida A&M

1981

1. George Rogers, rb.....South Carolina
1. Dave Wilson, qb.....Illinois
(Supplemental '81 draft choice)
- 2a. Russell Gary, s.....Nebraska
- 2b. Rickey Jackson, lb.....Pittsburgh
(choice acquired from San Diego)
- 3a. Frank Warren, de.....Auburn
- 3b. Hoby Brenner, te.....USC
(choice acquired from Minnesota)
4. traded to Miami for qb Guy Benjamin
- 5a. Louis Oubre, g.....Oklahoma
- 5b. Jerry Boyarsky, nt.....Pittsburgh
(choice acquired from Minnesota)

- 3a. Andrew Jones, rb.....Washington State
(choice acquired from Minnesota)
- 3b. Elois Grooms, de.....Tennessee Tech
- 4a. traded to San Francisco
- 4b. John Starkebaum, s.....Nebraska
(choice acquired from Philadelphia)
- 4c. Charles Hall, de.....Tulane
(choice acquired from St. Louis)
5. traded to Chicago
6. Mike Lemon, lb.....Kansas
7. Steve Rogers, rb.....LSU
8. traded to St. Louis
9. Mike Strachan, rb.....Iowa State
10. Chuck Heater, rb.....Michigan
11. Danny Lee, p.....N.E. Louisiana
12. Ron Gustafson, wr.....North Dakota State
13. Jim Upchurch, rb.....Arizona
14. Randy Rhino, cb.....Georgia Tech
15. Grant Burget, rb.....Oklahoma
16. Mike McDonald, lb.....Catawba
17. Greg Westbrook, lb.....Colorado

1976

1. Chuck Muncie, rb.....California
2. Tony Galbreath, rb.....Missouri
3. Bob Simmons, t.....Texas
4. Tinker Owens, wr.....Oklahoma
5. Scott Parrish, t.....Utah State
6. Terry Stieve, g.....Wisconsin
7. Ed Bauer, g.....Notre Dame
8. Craig Cassidy, s.....Ohio State
9. Warren Peiffer, dt.....Iowa
10. Junior Hardin, lb.....Eastern Kentucky
11. Greg Kokal, qb.....Kent State
12. Milton Butts, t.....North Carolina State
13. Kenny Downing, s.....Missouri
14. Rich Hucke, de.....Western Montana
15. Steve Seminoff, dt.....Wichita State
16. Gene Jones, t.....Bowling Green
17. Scott McDonald, te.....West Virginia

1977

1. Joe Campbell, de.....Maryland
2. Mike Fultz, dt.....Nebraska
3. Robert Watts, lb.....Boston College
4. traded to Los Angeles for LB Ken Borden
- 5a. Dave Lafary, t.....Purdue
- 5b. Dave Hubbard, t.....Brigham Young
(choice acquired from Baltimore)
- 6a. Cliff Parsley, p.....Oklahoma State
- 6b. Tom Schick, g.....Maryland
(choice acquired from Los Angeles)
7. Greg Boykin, rb.....Northwestern
8. Jimmy Stewart, s.....Tulsa
9. Dave Knowles, t.....Indiana
10. Rafael Septien, k.....S.W. Louisiana
11. John Blain, t.....San Jose State
12. Oakley Dalton, dt.....Jackson State



- 6a. Nat Hudson, g Georgia
 6b. Johnnie Poe, cb Missouri
 (choice acquired from Oakland)
 6c. Glen Redd, lb Brigham Young
 7. Kevin Williams, wr USC
 8a. traded to New England for g Sam Adams
 8b. Gene Gladys, lb Penn State
 (choice acquired from Buffalo)
 8c. Kevin Evans, s Arkansas
 (choice acquired from San Diego)
 9. Toussaint Tyler, rb Washington
 10. Hokie Gajan, rb LSU
 11. Lester Mickens, wr Kansas
 12. Jim Wilks, dt San Diego State

1982

1. Lindsay Scott, wr Georgia
 (choice acquired from San Diego)
 2. Brad Edelman, c Missouri
 3a. Rodney Lewis, cb Nebraska
 3b. Eugene Goodlow, wr Kansas State
 (choice acquired from Minnesota)
 3c. Kenny Duckett, wr Wake Forest
 (choice acquired from Washington)
 3d. John Krimm, s Notre Dame
 (choice acquired from San Diego)
 4. Morten Andersen, k Michigan State
 5. Tony Elliott, nt North Texas State
 6. Marvin Lewis, rb Tulane
 7. To Miami for qb Guy Benjamin
 8. Chuck Slaughter, t South Carolina
 8b. Traded to Washington
 12

1983

1. traded to Green Bay for de Bruce Clark
 2. Steve Korte, g Arkansas
 3a. John Tice, te Maryland
 3b. Cliff Austin, rb Clemson
 (choice acquired from St. Louis)
 4. traded to Buffalo
 5. Gary Lewis, dt Oklahoma State
 6. to Cincinnati for te Don Bass
 7. to Kansas City for lb Whitney Paul
 8. David Greenwood, s Wisconsin
 9. traded to New England
 12.

1984

1. traded to New York Jets for qb Richard Todd
 2. James Geathers, dt Wichita State
 3a. Terry Hoage, s Georgia
 (choice acquired from Buffalo)
 3b. Tyrone Anthony, rb North Carolina
 4a. to Denver for g Kelvin Clark
 4b. Joel Hilgenberg, c Iowa
 (choice acquired from New England)
 5. Jitter Fields, cb Texas
 6. Don Thorp, nt Illinois

7. traded to Raiders for past consideration
 8. Clemon Terrell, rb Southern Mississippi
 9. Brian Hansen, p Sioux Falls College
 10. Paul David Gray, lb Western Kentucky
 11. Michel Bourgeau, de Boise State
 12. Byron Nelson, t Arizona

1984 USFL Supplemental Draft

1. Vaughan Johnson, lb North Carolina State
 2. Mel Gray, rb Purdue
 3. Steve Bearden, lb Vanderbilt

1985

1. traded to Houston for rb Earl Campbell
 1. Alvin Toles, lb Tennessee
 2. Daren Gilbert, t Cal State-Fullerton
 3. Jack Del Rio, lb USC
 4. Billy Allen, s Florida State
 5. To Washington in George Rogers trade
 6. to Atlanta for te Junior Miller
 7. Eric Martin, wr LSU
 8. Joe Kohlbrand, lb Miami
 9. Earl Johnson, cb South Carolina
 10. To Washington in George Rogers trade
 11. To Washington in George Rogers trade
 12. Treg Songy, s Tulane

1986

1. Jim Dombrowski, t Virginia
 2. Dalton Hilliard, rb LSU
 3a. Rueben Mayes, rb Washington State
 (choice acquired from Tampa Bay)
 3b. Pat Swilling, lb Georgia Tech
 3c. Barry Word, rb Virginia
 (choice acquired from Indianapolis)
 4. Kelvin Edwards, wr Liberty Baptist
 5. Reggie Sutton, cb Miami
 6. Robert Thompson, wr Youngstown State
 7. Gill Fenerty, rb Holy Cross
 8. Filipo Mokofisi, lb Utah
 9. Merlon Jones, lb Florida A&M
 10. Jonathan Dumbauld, de Kentucky
 11. Patrick Swoopes, nt Mississippi State
 12. Sebastian Brown, wr Bethune-Cookman

1987

1. Shawn Knight, de Brigham Young
 2. Lonzell Hill, wr Washington
 3. Michael Adams, cb Arkansas State
 4. Steve Trapilo, g Boston College
 5. Milton Mack, cb Alcorn State
 6. Thomas Hensley, wr Stanford
 7. Gene Atkins, s Florida A&M
 8. Toi Cook, cb Stanford
 9. Scott Leach, lb Ohio State
 10. Robert Clark, wr North Carolina Central
 11. Arthur Wells, te Grambling
 12. Tyrone Sorrells, g Georgia Tech

1988

1. Craig Heyward, fb Pittsburgh
 2. Brett Perriman, wr Miami
 3. Tony Stephens, nt Clemson
 4. Lydell Carr, fb Oklahoma
 5a. Greg Scales, te Wake Forest
 (from Kansas City for LB Jack Del Rio)
 5b. Keith Taylor, cb Illinois
 6. Bob Sims, g Florida
 7. Brian Forde, lb Washington St.
 8. Glenn Derby, t Wisconsin
 9. Clarence Nurn, cb San Diego St.
 10a. Todd Santos, qb San Diego St.
 (choice acquired from Denver)
 10b. Vincent Fizer, lb Southern
 11. Gary Couch, wr Minnesota
 12. Paul Jurgensen, lb Georgia Tech

1989

1. Wayne Martin, de Arkansas
 2. Robert Massey, cb North Carolina Central
 3. Kim Phillips, cb North Texas St.
 4. Michael Mayes, cb LSU
 5. Kevin Haverdink, t Western Michigan
 6. Floyd Turner, wr Northwestern (La.) St.
 7. David Griggs, lb Virginia
 8. Fred Hadley, wr Mississippi St.
 9. Jerry Leggett, lb Cal State-Fullerton
 10. Joe Henderson, rb Iowa St.
 11. Calvin Nicholson, cb Oregon St.
 12. Michael Cadore, wr Eastern Kentucky

1990

1. Renaldo Turnbull, de West Virginia
 2. Vince Buck, cb Central State (Ohio)
 3. Joel Smeenge, de Western Michigan
 4. DeMond Winston, lb Vanderbilt
 5. Charles Arbuckle, te UCLA
 6a. Mike Buck, qb Maine
 6b. James Williams, lb Mississippi St.
 (choice acquired from Minn. thru
 Dallas and Raiders)
 7. Scott Hough, g/t Maine
 8a. Gerry Gdowski, qb Nebraska
 (choice acquired from Raiders)
 8b. Derrick Carr, de Bowling Green
 9a. Broderick Graves, rb Winston-Salem State
 (choice acquired from Raiders)
 9b. Lonnie Brockman, lb West Virginia
 10a. Gary Cooper, wr Clemson
 (choice acquired from Raiders)
 10b. Ernest Spears, s USC
 11a. Webbie Burnett, nt Western Kentucky
 (choice acquired from Raiders)
 11b. To Philadelphia for rb Bobby Morse
 12. Chris Port, t Duke



1991

1. To Dallas for QB Steve Walsh
 2. Wesley Carroll, wr Miami (Fla.)
 3. To Dallas for QB Steve Walsh
 4. To Raiders for #6, 8, 9, 10, 11 in 1990
 5. Reggie Jones, cb Memphis St.
 6. Fred McAfee, rb Mississippi College
 7. Hayward Haynes, g Florida St.
 8. Frank Wainright, te Northern Colorado
 9. Anthony Wallace, rb California
 10. To Tampa Bay for Robert Goff
 11. Scott Ross, lb USC
 12. Mark Drabczak, g Minnesota

1992

1. Vaughn Dunbar, rb Indiana
 2. To Dallas for Steve Walsh
 3. Tyrone Letette, cb Nebraska
 4a. Gene McGuire, c Notre Dame
 (from Seattle for RB Rueben Mayes)
 4b. Sean Lumpkin, s Minnesota
 5a. To Houston for RB Allen Pinkett
 5b. Torrance Small, wr Alcorn St.
 (from Detroit for WR Brett Perriman)
 6. Kary Vincent, cb Texas A&M
 7. To Raiders for Vencie Glenn
 8. Robert Stewart, nt Alabama
 9. Donald Jones, rb Washington
 10. Marcus Dowdell, wr Tennessee St.
 11. Mike Gisler, g Houston
 12. Scott Adell, t North Carolina St.

1993

- 1a. William Roaf, t Louisiana Tech
 (choice acquired from Detroit for Pat Swilling)
 1b. Irv Smith, te Notre Dame
 (choice acquired from Phoenix through
 San Francisco in exchange of 1st-round picks)
 2. Reggie Freeman, lb Florida St.
 3. To San Francisco as part of swap of first-round picks
 4a. Lorenzo Neal, fb Fresno St.
 (choice acquired from Detroit for Pat Swilling)
 4b. Derek Brown, rb Nebraska
 5. Tyrone Hughes, cb Nebraska
 6. Ronnie Dixon, nt Cincinnati
 7. Othello Henderson, s UCLA
 8. Jon Kirksey, nt Cal St. - Sacramento



SAINTS ALLTIME ROSTER

COACHES

Amadee, Lynn—LSU	1973
Barnes, Billy Ray — Wake Forest	1969-70, 1975
Beake, John — Trenton St.	1976-77
Beard, Ed — Tennessee	1978-80
Biles, Ed — Miami (Ohio)	1969-70
Buchanan, Buck — Grambling	1976-77
Campbell, Whitey — Miami	1976-80
Capers, Dom — Mount Union	1986-91
Champion, Jim — Mississippi St.	1971-72
Cummings, Bob — Vanderbilt	1973-75
Dickson, George — Notre Dame	1967-68
Ecklund, Brad — Oregon	1968-70
Erkenbeck, Jim — San Diego St.	1986
Everest, Andy — Texas-El Paso	1981-85
Fangio, Vic — East Stroudsburg	1986-92
Faulkner, Jack — Miami (Ohio)	1967-69
Fears, Tom — UCLA	1967-70
Franklin, Chet — Utah	1978-79
Garrett, Jim — Utah State	1976-77
Glick, Fred — Colorado St.	1980
Hatley, Mark — Oklahoma St.	1985
Hefferle, Ernie — Duquesne	1975
Heinrich, Don — Washington	1969-70
Hewgley, Wimp — Wyoming	1974-75
Hill, Bob — Jackson State	1978-79
Hill, King — Rice	1981-85
Hughes, Ed — Tulsa	1978-80
Khayat, Ed — Tulane	1967-70
Kotite, Rich — Wagner	1977
Ledbetter, Bob — Mississippi Industrial	1974-75
Levra, John — Pittsburg (Kan.)	1981-85
McHan, Lamar — Arkansas	1974-75, 1978-84
Matuschak, Marv — Tulsa	1971-73
Mauk, Carl — Southern Illinois	1982-85
Nicolau, Nick — Southern Connecticut	1980
Nolan, Dick — Maryland	1977-80
North, John — Vanderbilt	1973-75
Phillips, Jim (Red) — Auburn	1973-75
Phillips, O.A. (Burn) — S.F. Austin	1981-85
Phillips, Wade — Houston	1981-85
Pratt, Tom — Miami	1978-80
Riecke, Lou — LSU	1980
Richardson, Harold — SMU	1981-85
Roberts, J.D. — Oklahoma	1967-68, 1971-73
Roy, Alvin — LSU	1976-77
Royer, Jim — Navy	1970-72
Rutuligiano, Sam — Tulsa	1976-77
Shaw, Bob — Ohio State	1967-68
Shipp, Ken — Middle Tennessee St.	1971-72
Shively, Doug — Kentucky	1974-76
Smith, Jerry — Wisconsin	1969-70
Spencer, Joe — Oklahoma St.	1981-85
Stanfel, Dick — San Francisco	1976-80
Stram, Hank — Purdue	1976-77
Tate, Charlie — Florida	1971
Van Zandt, Lance — Lamar	1981-84
White, Dixie — Texas Tech	1973
Whitehead, Bud — Florida St.	1971-75
Wiggin, Paul — Stanford	1978-79
Wood, Dick — Auburn	1976-77
Young, John Paul — Texas-El Paso	1981-85
Yowarsky, Walt — Kentucky	1967-68
Zapalac, Willie — Texas A&M	1981-85

PLAYERS

A

Abramowicz, Dan (WR) — Xavier (Ohio)	1967-73
Absher, Dick (LB) — Maryland	1969-71
Adams, Michael (DB) — Arkansas St.	1987-88
Adams, Sam (G) — Prairie View	1981
Adkins, Margene (WR) — Henderson J.C.	1972
Alexander, Vincent (FB) — Southern Miss	1987
Alphin, Gerald (WR) — Kansas St.	1990-91
Anderson, Dick (T) — Ohio St.	1967
Anderson, Gary (G) — Stanford	1978
Andrus, Sheldon (NT) — Nicholls State	1986-87
Anthony, Tyrone (RB) — North Carolina	1984-85
Askson, Bert (TE) — Texas Southern	1973
Athas, Pete (S) — Tennessee	1976
Atkins, Doug (DE) — Tennessee	1967-69
Austin, Cliff (RB) — Clemson	1983

B

Baker, Melvin (WR) — Michigan	1975
Baker, Tony (RB) — Iowa St.	1968-71
Banks, Gordon (WR) — Stanford	1980-81
Barnwell, Malcolm (WR) — Virginia Union	1985
Barrington, Tom (RB) — Ohio St.	1967-70
Bass, Don (TE) — Houston	1982
Baumgartner, Steve (DE) — Purdue	1973-77
Beasley, John (TE) — California	1973-74
Bell, Carlos (TE) — Houston	1971
Benjamin, Guy (OB) — Stanford	1980
Bennett, Barry (DE) — Concordia (Minn.)	1978-81
Bennett, Monte (DT) — Kansas State	1981
Benson, Cliff (TE) — Purdue	1987-88
Beverly, Dwight (RB) — Illinois	1987
Blanchard, Cary (K) — Oklahoma St.	1992
Blanchard, Tom (P) — Oregon	1974-78
Board, Dwaine (DE) — North Carolina A&T	1988
Boeke, Jim (T) — Heidelberg	1968
Bordelon, Ken (LB) — LSU	1976-77, 79-82
Bosarge, Wade (DB) — Tulsa	1977
Boyarsky, Jerry (NT) — Pittsburgh	1981
Boyd, Greg (S) — Arizona	1974
Boykin, Greg (RB) — Northwestern	1977
Brannon, Robert (DE) — Arkansas	1987
Brewer, Johnny (LB) — Mississippi	1968-70
Brock, Stan (T) — Colorado	1980-92
Brown, Bob (TE) — Alcorn A&M	1972-73
Brown, Charlie (RB) — Missouri	1967-68
Brown, Ray (SS) — West Texas St.	1978-80
Burchfield, Don (TE) — Ball St.	1971
Burke, Vern (TE) — Oregon St.	1967
Burkett, Jackie (LB) — Auburn	1967-70
Burns, Ed (QB) — Nebraska	1978-80
Burris, Bo (S) — Houston	1967-69
Burrough, Ken (WR) — Texas Southern	1970
Burton, Larry (WR) — Purdue	1975-77
Butler, Bill (RB) — Kansas State	1972-74
Butler, Skip (K) — Texas-Arlington	1971

C

Carr, Tom (DE) — Morgan St.	1968
Campbell, Earl (RB) — Texas	1984-85
Campbell, Joe (DE) — Maryland	1977-80
Campen, James (C/G) — Tulane	1987-88
Capone, Warren (LB) — LSU	1976
Carter, David (C) — Western Kentucky	1984-85
Cassidy, Craig (DB) — Ohio St.	1977

Caster, Rich (TE) — Jackson St.	1981
Chambers, Rusty (LB) — Tulane	1975-76
Chandler, Wes (WR) — Florida	1978-81
Chapman, Clarence (CB) — Eastern Mich	1976-80
Chapman, Gil (WR) — Michigan	1975
Chills, Henry (TE) — Kansas St.	1974-80
Cipa, Larry (OB) — Michigan	1974-75
Clark, Bruce (DE) — Penn State	1982-88
Clark, Kelvin (G) — Nebraska	1982-85
Clark, Robert (WR) — N.C. Central	1987-88
Cody, Bill (LB) — Auburn	1967-70
Cofer, Mike (K) — North Carolina State	1987
Colchico, Chuck (G) — San Jose St.	1969
Coleman, Don (LB) — Michigan	1974-75
Collins, Larry (RB) — Texas A&I	1980
Colman, Wayne (LB) — Temple	1969-74, 76
Commiskey, Chuck (G) — Mississippi	1986-88
Contz, Bill (T) — Penn State	1986-88
Coombes, Larry (C) — Idaho	1980
Cordeleone, Lou (DT) — Clemson	1967-68
Corrill, Ollie (P) — Memphis St.	1969
Cortez, Bruce (CB) — Parsons	1967
Crangle, Mike (DE) — Tennessee-Martin	1972
Creech, Bob (LB) — TCU	1973
Crist, Chuck (S) — Penn St.	1975-77
Crum, Sylvester (C) — Alabama	1975
Crosby, Ron (LB) — Penn St.	1978
Cunningham, Carl (LB) — Houston	1971
Cuozzo, Gary (OB) — Virginia	1967

D

Dalton, Oakley (DT) — Jackson St.	1977
Davis, Bob (QB) — Virginia	1977
Davis, Dave (WR) — Tennessee St.	1974
Davis, Dick (RB) — Nebraska	1970
Davis, Norman (G) — Grambling	1969
Davis, Ted (LB) — Georgia Tech.	1967-69
Davis, Travis (NT) — Michigan St.	1990
Dawsey, Stacey (WR) — Indiana	1987
DeForest, Joe (LB) — Southwestern La.	1987
DeGrenier, Jack (RB) — Texas-Arlington	1987
DeRatt, Jim (DB) — North Carolina	1975
Del Rio, Jack (LB) — USC	1985-86
Dempsey, Tom (K) — Palomar J.C.	1969-70
Derby, Glenn (T) — Wisconsin	1989-90
Didion, John (LB-C) — Oregon St.	1971-74
Dobler, Conrad (G) — Wyoming	1978-79
Dodd, Al (WR) — N.W. Louisiana	1969-71
Donovan, Tom (WR) — Penn State	1980
Dorris, Andy (DE) — New Mexico St.	1973-76
Douglas, John (CB) — Texas Southern	1967-68
Douglass, Bobby (QB) — Kansas	1976-77
Duckett, Kenny (WR) — Wake Forest	1983-84
Dumbauld, Jonathan (DE) — Kentucky	1986, 88
Dunbar, Jubilee (WR) — Southern	1973
Durkee, Charlie (K) — Okla. St.	1967-68, 1971-72
Dusenberry, Bill (RB) — J.C. Smith	1970

E

Edelman, Brad (G) — Missouri	1982-89
Edwards, Kelvin (WR) — Liberty Baptist	1986
Elliott, Ted (NT) — Mankato State	1987
Elliott, Tony (NT) — North Texas St.	1982-88
Emanuel, Frank (LB) — Tennessee	1970
Erleben, Russell (K-P) — Texas	1979-83
Estes, Lawrence (DE) — Alcorn A&M	1970-71
Evans, Chuck (LB) — Stanford	1980-81

F

Fagan, Julian (P) — Mississippi	1970-72
---------------------------------	---------



Farasopolos, Chris (S) — Brigham Young	1974
Farber, Hap (LB) — Mississippi	1970
Federspiel, Joe (LB) — Kentucky	1972-80
Feller, Happy (K) — Texas	1972-73
Felton, Eric (CB) — Texas Tech	1978-80
Fenerty, Gill (RB) — Holy Cross	1990-91
Ferguson, Jim (LB) — USC	1968
Fersen, Paul (T) — Georgia	1973-74
Fichtner, Ross (S) — Purdue	1968
Fields, Jitter (FR) — Texas	1984
Fifer, Bill (G) — West Texas St.	1978
Fink, Mike (CB) — Missouri	1973
Finnie, Roger (T) — Florida A&M	1979
Flanigan, Jim (LB) — Pittsburgh	1971
Ford, James (RB) — Texas Southern	1971-72
Forde, Brian (LB) — Washington St.	1988-91
Fourcade, John (OB) — Mississippi	1987-90
Fourcade, Keith (LB) — Mississippi	1987
Fowler, Bobby (FB) — Louisiana Tech	1984-85
Fraser, Jim (P) — Wisconsin	1968
Frazier, Paul (RB) — Northwestern La.	1989
Fritsch, Toni (K) — None	1982
Fuller, Johnny (S) — Lamar	1973-75
Fultz, Mike (DTP) — Nebraska	1977-80

G

Gajan, Hokie (FB) — LSU	1982-85
Galbreath, Tony (RB) — Missouri	1976-80
Garrett, Len (TE) — New Mexico Highlands	1973-75
Garcia, Jim (DE) — Purdue	1967
Gary, Russell (SS) — Nebraska	1981-86
Geathers, James (DE) — Wichita St.	1984-89
Gibbs, Donnie (P) — TCU	1974
Gibson, Antonio (SS) — Cincinnati	1986-89, 92
Gilbert, Daren (T) — Cal State-Fullerton	1985-88
Gilliam, John (WR) — S. Carolina St.	1967-68, 1977
Glenn, Vencie (S) — Indiana St.	1991
Goich, Dan (DT) — California	1971
Goodlow, Eugene (WR) — Kansas State	1983-86
Gottschalk, Darren (TE) — Cal Lutheran	1987
Granger, Hoyle (RB) — Mississippi St.	1971
Gray, David (DB) — East Los Angeles JC	1979
Gray, Kevin (DB) — Eastern Illinois	1982
Gray, Leon (T) — Jackson St.	1982-83
Gray, Mel (RB) — Purdue	1986-88
Green, Arthur (RB) — Albany St.	1972
Green, Sammy (LB) — Florida	1980
Gresham, Ted (NT) — Syracuse	1988
Gresham, Bob (RB) — West Virginia	1971-72
Grooms, Elois (DE) — Tennessee Tech	1975-81
Gros, Earl (RB) — LSU	1970
Gross, Lee (C) — Auburn	1975-77
Groth, Jeff (WR) — Bowling Green	1981-85
Gwinn, Ross (G) — N.W. Louisiana	1968

H

Hall, Tom (WR) — Minnesota	1967
Hall, Willie (LB) — USC	1972-73
Hamilton, Andy (WR) — LSU	1975
Hansen, Brian (P) — Sioux Falls	1984-88
Harding, Greg (DB) — Nicholls St.	1984
Hardy, Larry (TE) — Jackson St.	1978-85
Hargett, Edd (OB) — Texas A&M	1969-72
Harris, Bill (RB) — Colorado	1971
Harris, Herbert (WR) — Lamar	1986-87
Harris, Ike (WR) — Iowa St.	1978-81
Harris, Rod (WR) — Texas A&M	1989
Harrison, Victor (WR) — North Carolina	1987
Hart, Ben (S) — Oklahoma	1967



Hart, Jeff (T) — Oregon St. 1976
 Hart, Tommy (DE) — Morris Brown 1980
 Harvey, George (G) — Kansas 1967
 Haverdink, Kevin (T) — Western Michigan 1989-91
 Havrilak, Sam (WR) — Bucknell 1974
 Hayes, Billie (CB) — San Diego St. 1972
 Haynes, James (LB) — Mississippi Valley 1984-89
 Hazelton, Major (DB) — Florida A&M 1970
 Hebert, Bobby (QB) — Northwestern La. 1985-89
 91-92
 Heidel, Jimmy (S) — Mississippi 1967
 Herrmann, Don (WR) — Waynesburg St. 1975-77
 Hester, Jim (TE) — North Dakota 1967-69
 Hester, Ray (LB) — Tulane 1971-73
 Heyward, Craig (FB) — Pittsburgh 1988-92
 Hill, John (C) — Lehigh 1975-84
 Hill, Lonzell (WR) — Washington 1987-90
 Hines, Glen Ray (T) — Arkansas 1971-72
 Hoage, Terry (DB) — Georgia 1984-85
 Hobbs, Billy (LB) — Texas A&M 1972
 Hodge, Milford (DE) — Washington St. 1986
 Holden, Sam (T) — Grambling 1971
 Hollas, Hugo (S) — Rice 1970-72
 Holloway, Stan (LB) — California 1980
 Holmes, Jack (RB) — Texas Southern 1978-82
 Housman, Walter (T/G) — Upsala 1987
 Howard, Gene (CB) — Langston 1968-70
 Howell, Delles (CB) — Grambling 1970-72
 Huard, John (LB) — Maine 1971
 Hubbard, Dave (T) — Brigham Young 1977
 Hudson, Nat (G) — Georgia 1981
 Hughes, Pat (LB) — Boston U. 1977-79
 Hunt, Kevin (T) — Doane 1978
 Hurley, Bill (DB) — Syracuse 1982-83
 Hyatt, Fred (WR) — Auburn 1973
I
 Ingram, Kevin (QB) — East Carolina 1987
J
 Jackson, Ernie (CB) — Duke 1972-77
 Jacobs, Harry (LB) — Bradley 1970
 Jakes, Van (CB) — Kent St. 1986-88
 James, Philip (C) — Southern 1987
 Jean Baptiste, Garland (FB) — LSU 1987
 Jennings, Stanford (RB) — Furman 1991
 Johnson, Bennie (CB) — J.C. Smith 1976
 Johnson, Bobby (DB) — Texas 1983-84, 1986
 Johnson, Carl (G) — Nebraska 1972-73
 Johnson, Earl (CB) — South Carolina 1985
 Johnson, Nate (RB) — Texas Southern 1987
 Johnson, Udra (RB) — West Virginia 1989
 Johnson, Walter (LB) — Louisiana Tech 1989
 Jones, Andrew (RB) — Washington St. 1975-76
 Jones, Jerry (T) — Bowling Green 1967-69
 Jones, Kim (FB) — Colorado St. 1976-79
 Jones, Mike (WR) — Tennessee St. 1986-87, 1989
 Jordan, Buford (FB) — McNeese St. 1986-92
 Jordan, Jimmy (RB) — Florida 1967
 Jurich, Tom (K) — Northern Arizona 1978
K
 Kaplan, Ken (T) — New Hampshire 1987
 Kearney, Jim (S) — Prairie View 1976
 Keim, Mike (T) — Brigham Young 1991
 Kelley, Les (RB) — Alabama 1967-69
 Kelly, Mike (TE) — Davidson 1973
 Kempf, Florian (K) — Pennsylvania 1987
 Kilmer, Billy (QB) — UCLA 1967-70

Kimbrough, Elbert (S) — Northwestern 1968
 Kingrea, Rick (LB) — Tulane 1973-77
 Knafelc, Greg (TE) — Notre Dame 1983
 Knight, Shawn (DE) — Brigham Young 1987
 Knowles, David (T) — Indiana 1977
 Kohlbbrand, Joe (LB) — Miami (Fla.) 1985-89
 Kopy, Dave (LB) — Washington 1971
 Korte, Steve (C) — Arkansas 1983-90
 Kovach, Jim (LB) — Kentucky 1979-85
 Kramer, Kent (TE) — Minnesota 1967
 Kramer, Tommy (QB) — Rice 1990
 Krimm, John (S) — Notre Dame 1982
 Kupp, Jake (G) — Washington 1967-75
 Kuziel, Bob (C) — Pittsburgh 1972
L
 Lafary, Dave (T) — Purdue 1977-85
 LaGrand, Morris (RB) — Tampa 1975
 LaPorta, Phil (T) — Penn State 1974-75
 Laufenberg, Babe (QB) — Indiana 1986
 Lawson, Odell (RB) — Langston 1973-74
 Leach, Scott (LB) — Ohio State 1987
 Leach, William (G/T) — North Carolina State 1987
 Lee, Bivian (CB) — Prairie View 1971-75
 Lee, Mark (CB) — Washington 1991
 Leggett, Brad (C) — USC 1990-91
 Leggett, Earl (DT) — LSU 1967-68
 Lemon, Mike (LB) — Kansas 1975
 Lewis, Gary (RB) — Arizona St. 1970
 Lewis, Gary (NT) — Oklahoma St. 1983
 Lewis, Marvin (RB) — Tulane 1982
 Lewis, Reggie (DE) — San Diego St. 1983-84
 Lewis, Rodney (CB) — Nebraska 1982-84
 Leypoldt, John (K) — None 1978
 Linden, Errol (T) — Houston 1969-70
 Lindsey, Dale (LB) — Western Kentucky 1973
 Linhart, Toni (K) — Austria Tech 1972
 Lippis, Louis (WR) — Southern Mississippi 1992
 Livingston, Andy (RB) — Phoenix JC 1969-70
 Loberg, Greg (G/T) — California 1987
 Logan, Obert (S) — Trinity 1967
 Long, Dave (DE) — Iowa 1969-72
 Looney, Joe Don (RB) — Oklahoma 1969
 Lorick, Tony (RB) — Arizona St. 1968-69
 Lyons, Dicky (S) — Kentucky 1970
Mc
 McCall, Don (RB) — USC 1967-68, 1970
 McClard, Bill (K) — Arkansas 1973-75
 McCormick, Dave (T) — LSU 1967-68
 McCoy, Larry (LB) — Lamar 1987
 McCullough, Earl (WR) — USC 1974
 McGill, Ralph (S) — Tulsa 1978-79
 McLemore, Dana (DB) — Hawaii 1986
 McNeill, Tom (P) — Stephen F. Austin 1967-69
 McNeill, Rod (RB) — USC 1974-75
 McQuay, Leon (RB) — Tampa 1976
M
 Mack, Milton (CB) — Alcorn St. 1987-91
 Manning, Archie (QB) — Mississippi 1971-75,
 1977-82
 Marchiol, Ken (LB) — Mesa (Colo.) 1987
 Marrone, Doug (G) — Syracuse 1989
 Marsalis, Jim (S) — Tennessee St. 1977
 Marshall, James (DB) — Jackson St. 1980
 Martin, Chris (LB) — Auburn 1983
 Martin, D'artagnan (CB) — Kentucky 1971
 Martini, Rich (WR) — Cal-Davis 1981

Massey, Robert (CB) — N.C. Central 1989-90
 Mathis, Reggie (LB) — Oklahoma 1979-80
 Matthews, Henry (RB) — Michigan St. 1973
 Maurer, Andy (G) — Oregon 1974
 Mauti, Rich (WR) — Penn State 1977-80, 82-83
 Maxson, Alvin (RB) — SMU 1974-76
 Mayes, Michael (CB) — LSU 1989
 Mayes, Rueben (WR) — Washington St. 1986-88, 90
 Merken, Guido (OB/WR/DB) —
 Sam Houston 1980-85
 Merlo, Jim (LB) — Stanford 1973-74, 76-79
 Merrill, Casey (DT) — Cal-Davis 1986
 Meseroll, Mark (T) — Florida St. 1978
 Middleton, Rick (LB) — Ohio St. 1974-75
 Mike-Mayer, Steve (K) — Maryland 1978
 Miller, Junior (TE) — Nebraska 1984
 Miller, Mike (WR) — Tennessee 1985
 Minor, Lincoln (RB) — New Mexico St. 1973
 Montgomery, Marv (T) — USC 1976-77
 Mooers, Doug (DE) — Whittier 1971-72
 Moore, Derland (NT) — Oklahoma 1973-85
 Moore, Jerry (S) — Arkansas 1973-74
 Moore, Reynaud (CB) — UCLA 1971
 Mooring, John (T) — Tampa 1974
 Morgan, Mike (LB) — LSU 1969-70
 Morris, Chris (T) — Indiana 1975
 Morrison, Don (T) — Texas-Arlington 1971-77
 Morse, Bobby (FB) — Michigan St. 1989-91
 Muncie, Chuck (RB) — California 1976-80
 Myers, Tommy (S) — Syracuse 1972-81
N
 Nairne, Rob (LB) — Oregon 1981-83
 Neal, Richard (DE) — Southern 1969-72, 1978
 Nevelt, Elijah (CB) — Clark 1967-70
 Newland, Bob (WR) — Oregon 1971-74
 Newsome, Billy (DE) — Grambling 1973-74
 Nicholson, Calvin (CB) — Oregon St. 1989, 91
 Ninowski, Jim (QB) — Michigan St. 1969
 Niyal, Vic (RB) — N.W. Louisiana 1970
O
 Ogden, Ray (WR) — Alabama 1967
 O'Neal, Ken (TE) — Oklahoma State 1987
 O'Neal, Steve (P) — Texas A&M 1973
 Ots, Jim (RB) — Ohio St. 1970
 Oubre, Louis (G) — Oklahoma 1982-84
 Owens, Artie (WR) — West Virginia 1980
 Owens, Joe (DE) — Alcorn A&M 1971-75
 Owens, Tinker (WR) — Oklahoma 1976, 1978-80
P
 Palmer, Dick (LB) — Kentucky 1972-73
 Parker, Joel (WR) — Florida 1974-75, 77
 Parker, Steve (DE) — Idaho 1980
 Parks, Dave (TE) — Texas Tech 1968-72
 Partridge, Rick (P) — Utah 1979
 Pattison, Mark (WR) — Washington 1987-88
 Paul, Whitney (LB) — Colorado 1982-85
 Pellour, Scott (LB) — Washington St. 1981-85, 87
 Petru, Petey (G) — N.W. Louisiana 1985
 Periman, Brett (WR) — Miami (Fla.) 1988-90
 Perry, Vernon (S) — Jackson St. 1983
 Petty, Stan (CB) — Texas Christian 1991
 Phillips, Jess (RB) — Michigan St. 1973-74
 Phillips, Kim (CB) — North Texas 1989
 Pietzak, Jim (C) — Eastern Michigan 1979-84
 Pitts, Elijah (TE) — Philander Smith 1970
 Poage, Ray (TE) — Texas 1967-70
 Poe, Johnnie (CB) — Missouri 1981-87
 Pollard, Bob (DE) — Weber St. 1971-77

Preece, Steve (DB) — Oregon St. 1969
 Price, Elex (DT) — Alcorn St. 1973-80
 Profit, Joe (RB) — Northeast Louisiana 1973
 Prudhomme, Remi (G-C) — LSU 1971-72
R
 Rackley, David (DB) — Texas Southern 1985
 Ramsey, Nate (S) — Indiana 1973
 Ramsey, Steve (QB) — North Texas St. 1970
 Rasley, Rocky (G) — Oregon St. 1974
 Ray, Ricky (CB) — Norfolk St. 1979-80
 Reaves, Ken (CB) — Norfolk St. 1974
 Rebowe, Rusty (LB) — Nicholls St. 1978
 Redd, Glen (LB) — Brigham Young 1981, 83-86
 Reese, Don (DE) — Jackson St. 1978-80
 Rengel, Mike (DT) — Hawaii 1969
 Ricardo, Benny (K) — San Diego St. 1980-81
 Rice, Floyd (LB) — Alcorn St. 1978
 Richey, Mike (T) — North Carolina 1970
 Riley, Preston (WR) — Memphis St. 1973
 Riordan, Tim (QB) — Temple 1987
 Rissmiller, Ray (T) — Georgia 1967
 Roaches, Carl (KR) — Texas A&M 1985
 Roberts, Walt (WR) — San Jose St. 1967
 Robinson, Craig (T) — Houston 1972-73
 Robinson, Virgil (RB) — Grambling 1971-72
 Rodenberger, Jeff (FB) — Maryland 1987
 Roe, Bill (LB) — Colorado 1987
 Rogers, George (HB) — South Carolina 1981-84
 Rogers, Jimmy (RB) — Oklahoma 1980-84
 Rogers, Steve (RB) — LSU 1975
 Rose, George (CB) — Auburn 1967
 Ross, Scott (LB) — USC 1991
 Rourke, Jim (T) — Boston College 1985
 Roussel, Tom (LB) — Southern Mississippi 1971-72
 Rowe, Dave (DT) — Penn State 1967-70
 Ryzcek, Paul (C) — Virginia 1981
S
 Saindon, Pat (G) — Vanderbilt 1986
 Sandeman, Bill (T) — Pacific 1967
 Saul, Bill (LB) — Penn State 1969
 Scales, Greg (TE) — Wake Forest 1988-91
 Scarpati, Joe (DB) — North Carolina St. 1970
 Schmidt, Roy (G) — Long Beach St. 1967-68
 Schmidt, Terry (CB) — Ball St. 1974-75
 Schreiber, Adam (G) — Texas 1985
 Schultz, Randy (RB) — St. Coll. of Iowa 1967-68
 Schumacher, Kurt (G) — Ohio St. 1975-77
 Schwartz, Don (SS) — Washington St. 1978-80
 Schweda, Brian (DE) — Kansas 1967-68
 Scott, Bobby (QB) — Tennessee 1973-82
 Scott, Lindsay (WR) — Georgia 1982-85
 Scott, Malcolm (TE) — LSU 1987
 Seal, Paul (TE) — Michigan 1974-76
 Shaw, Bob (WR) — Winston-Salem St. 1979
 Shepard, Derrick (WR) — Oklahoma 1989
 Shinners, John (G) — Xavier (Ohio) 1969-71
 Shy, Don (RB) — San Diego St. 1969
 Simmons, Dave (LB) — Georgia Tech 1967
 Simmons, Jerry (WR) — Bethune-Cookman 1967
 Simmons, Michael (DE) — Mississippi St. 1989-90
 Simonini, Ed (LB) — Texas A&M 1982
 Slaughter, Chuck (T) — South Carolina 1982
 Smith, Cedric (FB) — Florida 1991
 Smith, Royce (G) — Georgia 1972-73
 South, Ronnie (QB) — Arkansas 1968
 Spears, Ernest (S) — USC 1990
 Spencer, Maurice (CB) — N.C. Central 1974-76, 78
 Spivey, Mike (CB) — Colorado 1980-81





Stabler, Ken (QB) — Alabama.....	1982-84
Stauch, Scott (RB) — UCLA.....	1981
Stemrick, Greg (CB) — Colorado St.....	1983
Stevens, Howard (RB) — Louisville.....	1973-74
Stewart, Jimmy (SS) — Tulsa.....	1977
Stickles, Monty (TE) — Notre Dame.....	1968
Stieve, Terry (G) — Wisconsin.....	1976-77
Stincic, Tom (LB) — Michigan.....	1972
Stonebreaker, Steve (LB) — Detroit.....	1967-68
Strachan, Mike (RB) — Iowa St.....	1975-80
Strand, Eli (G) — Iowa St.....	1967
Strong, Jim (RB) — Houston.....	1971-72
Sturm, Jerry (TC) — Illinois.....	1967-70
Sturt, Fred (G) — Bowling Green.....	1978-81
Sutherland, Doug (G) — Wisconsin St.....	1970
Sutton, John (CB) — New Mexico.....	1987
Sutton, Reggie (CB) — Miami (Fla.).....	1987-88
Sweetan, Karl (QB) — Wake Forest.....	1968
Swilling, Pat (LB) — Georgia Tech.....	1986-92
Swinney, Clovis (DT) — Arkansas St.....	1970
Swoopes, Pat (NT) — Mississippi St.....	1987, 89
Szaro, Rich (K) — Harvard.....	1975-78
Szymakowski, Dave (WR) — West Texas St.....	1968

T

Talbert, Don (T) — Texas.....	1969-70
Taylor, Derrick (FS) — North Carolina State.....	1987
Taylor, James (T) — Missouri.....	1978-81
Taylor, Jim (RB) — LSU.....	1967
Taylor, Mike (T) — USC.....	1969-70
Thaxton, James (TE) — Tennessee St.....	1976-77
Thomas, Charlie (KR) — Tennessee St.....	1975
Thomas, Curtland (WR) — Missouri.....	1987
Thomas, Henry (G) — Southwest Texas State.....	1988
Thomas, Joe (WR) — Mississippi Valley.....	1987
Thomas, Speedy (WR) — Utah.....	1973-74
Thompson, Aundra (WR) — East Texas St.....	1981-82
Thompson, Bennie (S) — Grambling St.....	1989-91
Thompson, Bobby (S) — Arizona.....	1969
Thompson, Dave (T) — Clemson.....	1974-75
Thorp, Don (NT) — Illinois.....	1984
Thurman, Junior (DB) — USC.....	1987
Tice, John (TE) — Maryland.....	1983-92
Tilleman, Mike (DT) — Montana.....	1967-70
Tillman, Faddie (DT) — Boise St.....	1972
Todd, Richard (QB) — Alabama.....	1984-85
Toles, Alvin (LB) — Tennessee.....	1985-88
Toussaint, Darrell (DB) — Northwestern La.....	1987
Townes, Willie (DE) — Tulsa.....	1970
Trapilo, Steve — (G) — Boston Coll.....	1987-90, 92
Tullis, Willie (CB) — Troy St. (AL).....	1985-86
Tyler, Toussaint (RB) — Washington.....	1981-82

V

Vanderbundt, Skip (LB) — Oregon St.....	1978
Vandersea, Phil (LB) — Massachusetts.....	1967
Van Wagner, Jim (FB) — Michigan Tech.....	1978

PRONUNCIATION GUIDE

Hoby Brenner.....	HO be
Toi Cook.....	TOY
Jim Dombrowski.....	dum BROW skee
Joel Hilgenberg.....	HILL gun burg
Dalton Hilliard.....	HILL yerd
Paul Jetton.....	juh TAHN
Tyrone Legette.....	luh GET

W

Waller, Dwight (WR) — Nicholls St. 1987.....	1987
Walker, Jeff (G) — Memphis St.....	1988-89
Walker, Mike (DE) — Tulane.....	1971
Ward, Carl (S) — Michigan.....	1969
Ward, Chris (T) — Ohio St.....	1984
Washington, Dave (LB) Alcorn St.....	1980
Waters, Mike (TE) San Diego State.....	1987
Watson, John (T) — Oklahoma.....	1977-79
Watson, Mike (T) — Miami (O.).....	1977
Wattelet, Frank (FS) — Kansas State.....	1981-87
Waymer, Dave (DB) — Notre Dame.....	1980-89
Weatherspoon, Cephus (WR) — Ft. Lewis Col.....	1972
Weissenhofer, Ron (LB) — Notre Dame.....	1987
Welch, Claxton (RB) — Oregon.....	1970
Wendryhoski, Joe (C) — Illinois.....	1967-68
Westbrooks, Greg (LB) — Colorado.....	1975-77
Wheelwright, Ernie (RB) — So. Illinois.....	1967-70
Whitaker, Creston (WR) — North Texas St.....	1972
Whitsell, Dave (S) — Indiana.....	1967-69
Whittingham, Fred (LB) — Cal Poly-SLO.....	1967-68
Wickert, Tom (G) — Washington St.....	1975-76
Wicks, Bob (WR) — Utah St.....	1974
Williams, Brooks (TE) — North Carolina.....	1978-81
Williams, Del (G) — Florida St.....	1967-73
Williams, Joe (RB) — Wyoming.....	1972
Williams, John (FB) — Wisconsin.....	1986
Williams, Larry (G) — Notre Dame.....	1991
Williams, Ralph (G) — Southern.....	1985-86
Williams, Richard (WR) — Abilene Christian.....	1974
Willis, Len (WR) — Ohio St.....	1977
Wilson, Dave (QB) — Illinois.....	1981, 1983-89
Wilson, Tim (FB) — Maryland.....	1983-84
Wilson, Wayne (FB) — Shepherd.....	1979-86
Winans, Jeff (DT) — USC.....	1976
Winslow, Doug (WR) — Drake.....	1973
Winslow, George (P) — Villanova.....	1989
Winston, Dennis (LB) — Arkansas.....	1982-85
Winther, Wimpy (C) — Mississippi.....	1972
Woerner, Scott (DB) — Georgia.....	1987
Wood, Gary (QB) — Cornell.....	1967
Woods, Robert (T) — Tennessee St.....	1977-80
Woodson, Marv (S) — Indiana.....	1969
Word, Barry (RB) — Virginia.....	1987-88
Wyatt, Doug (S) — Tulsa.....	1970-72

Y

Yepremian, Garo (K) — None.....	1979
Young, Kevin (DE) — Utah State.....	1987
Young, Tyrone (WR) — Florida.....	1983-84
Youngblood, George (S) — Los Angeles St.....	1967-68

Z

Zanders, Emanuel (G) — Jackson St.....	1974-80
--	---------

SAINTS LEADERS BY YEARS



RUSHING

	Att.	Yds.	Avg.	Long	TD
1967 — Jim Taylor.....	130	390	3.0	16	2
1968 — Don McCall.....	155	637	4.1	48	4
1969 — Andy Livingston.....	181	761	4.2	18	5
1970 — Tony Baker.....	82	337	4.1	27	5
1971 — Jim Strong.....	95	404	4.3	39	3
1972 — Bob Gresham.....	120	381	3.2	23	3
1973 — Jess Phillips.....	198	663	3.3	20	0
1974 — Alvin Maxson.....	165	714	4.3	66t	2
1975 — Mike Strachan.....	161	668	4.1	21	2
1976 — Chuck Muncie.....	148	652	4.4	51	2
1977 — Chuck Muncie.....	201	811	4.0	36	6
1978 — Tony Galbreath.....	186	635	3.4	20	5
1979 — Chuck Muncie.....	238	1198	5.0	69t	11
1980 — Jimmy Rogers.....	80	366	4.6	24	1
1981 — George Rogers.....	378	1674	4.4	79t	13
1982 — George Rogers.....	122	535	4.4	38	3
1983 — George Rogers.....	256	1144	4.5	76t	5
1984 — George Rogers.....	239	914	3.8	28	2
1985 — Wayne Wilson.....	168	645	3.8	41t	1
1986 — Rueben Mayes.....	286	1353	4.7	50	8
1987 — Rueben Mayes.....	243	917	3.8	38	5
1988 — Dalton Hilliard.....	204	823	4.0	36	5
1989 — Dalton Hilliard.....	344	1262	3.7	40	13
1990 — Craig Heyward.....	129	599	4.6	47t	4
1991 — Fred McAfee.....	109	494	4.5	34	2
1992 — Vaughn Dunbar.....	154	565	3.7	25	3

LONGEST RUNS

1967 — Don McCall, 48t at Washington 12-17
1968 — Don McCall, 48 vs. Washington 9-22
1969 — Tony Baker, 54 at St. Louis 11-2
1970 — Tony Baker, 27 at St. Louis 10-11
1971 — Jim Strong, 39 at San Francisco 11-14
1972 — Bill Butler, 27 at Atlanta 11-12
1973 — Archie Manning, 23 at Los Angeles 11-11
1974 — Alvin Maxson, 66t vs. St. Louis 12-8
1975 — Steve Rogers, 22 vs. Chicago 12-21
1976 — Tony Galbreath, 74t at Kansas City 9-26
1977 — Chuck Muncie, 36 vs. Los Angeles 10-30
1978 — Chuck Muncie, 28 at Atlanta 11-26
1979 — Chuck Muncie, 69t vs. Atlanta 9-2
1980 — Tony Galbreath, 26 at Los Angeles 9-2
1981 — George Rogers, 79t at Cleveland 10-18
1982 — George Rogers, 38 at San Francisco 11-28
1983 — George Rogers, 76t vs. St. Louis 9-4
1984 — Hokie Gajan, 62t at Dallas 10-21



1985 — Earl Campbell, 45 at Atlanta 12-22
 1986 — Rueben Mayes, 50 vs. New England 11-30
 1987 — Rueben Mayes, 38 vs. San Francisco 10-25
 1988 — Craig Heyward, 73t vs. Raiders 10-23
 1989 — Dalton Hilliard, 40 vs. Rams 11-26
 1990 — Gill Fenerty, 60t at Rams 12-9
 1991 — Dalton Hilliard, 65t at Atlanta 9-29
 1992 — Vaughn Dunbar, 25 at Atlanta 2-20

PASSING

	Att.	Comp.	Yards	Pct.	Long	Int	TD
1967 — Gary Cuozzo	260	134	1562	.515	49	12	7
1968 — Billy Kilmer	315	167	2060	.530	51	17	15
1969 — Billy Kilmer	360	193	2532	.536	52	17	20
1970 — Billy Kilmer	237	135	1557	.569	46	17	6
1971 — Edd Hargett	210	96	1191	.457	49	5	6
1972 — Archie Manning	448	230	2781	.513	66t	21	18
1973 — Archie Manning	267	140	1642	.524	65t	12	10
1974 — Archie Manning	261	134	1429	.513	79t	16	6
1975 — Archie Manning	338	159	1685	.470	71t	17	7
1976 — Bobby Douglass	212	103	1288	.486	74	8	4
1977 — Archie Manning	205	113	1284	.551	59t	9	8
1978 — Archie Manning	471	291	3416	.618	71t	16	17
1979 — Archie Manning	420	252	3169	.600	85	20	15
1980 — Archie Manning	509	309	3716	.607	56	20	23
1981 — Archie Manning	232	134	1447	.578	55	11	5
1982 — Ken Stabler	189	117	1343	.619	48	10	6
1983 — Ken Stabler	311	176	1988	.566	48	18	9
1984 — Richard Todd	312	161	2178	.516	74	19	11
1985 — Dave Wilson	293	145	1843	.495	50	15	11
1986 — Dave Wilson	342	189	2353	.553	63t	12	7
1987 — Bobby Hebert	294	164	2119	.558	67	9	15
1988 — Bobby Hebert	478	280	3156	.586	40t	15	20
1989 — Bobby Hebert	353	222	2686	.629	54t	15	15
1990 — Steve Walsh	327	175	1970	.535	58	13	12
1991 — Bobby Hebert	248	149	1676	.601	65t	8	9
Steve Walsh	255	141	1638	.553	41	6	11
1992 — Bobby Hebert	422	249	3287	.590	72t	16	19

LONGEST COMPLETION

1967 — 96, Billy Kilmer to Walter Roberts at Philadelphia 11-19
 1968 — 51, Billy Kilmer to Jim Hester vs. Pittsburgh 12-15
 1969 — 70, Jim Ninowski to Don Shy at Los Angeles 10-5
 1970 — 49, Edd Hargett to Bob Shaw at Cincinnati 11-29
 1971 — 63, Archie Manning to Danny Abramowicz at Houston 10-3
 1972 — 66t, Archie Manning to Dave Parks at N.Y. Giants 10-8
 1973 — 65t, Archie Manning to Jubilee Dunbar at Los Angeles 11-11
 1974 — 79t, Archie Manning to Bob Newland vs. Los Angeles 11-17
 1975 — 71t, Archie Manning to Larry Burton vs. Atlanta 11-2
 1976 — 74, Bobby Douglass to Tinker Owens vs. San Francisco 12-12
 1977 — 59t, Archie Manning to Henry Childs vs. Green Bay 9-18



1978 — 71t, Archie Manning to Larry Hardy at Atlanta 11-26
 1979 — 85, Archie Manning to Wes Chandler at San Francisco 9-23
 1980 — 56, Archie Manning to Brooks Williams vs. Atlanta 10-19
 1981 — 55, Archie Manning to Wayne Wilson at Cleveland 10-18
 1982 — 48, Ken Stabler to Aundra Thompson at Chicago 9-19
 1983 — 48, Ken Stabler to Kenny Duckett at Los Angeles 9-11
 1984 — 74, Richard Todd to Tyrone Young at Chicago 10-7
 1985 — 76t, Bobby Hebert to Eugene Goodlow vs. San Francisco 12-15
 1986 — 84, Bobby Hebert to Eric Martin vs. Green Bay 9-14
 1987 — 82t, John Fourcade to Make Waters vs. Los Angeles 10-4
 1988 — 40, Bobby Hebert to John Tice vs. Dallas 10-3
 40t, Bobby Hebert to Eric Martin vs. Denver 11-20
 1989 — 54t, Bobby Hebert to Floyd Turner at Rams 10-22
 54t, John Fourcade to Dalton Hilliard at Buffalo 12-10
 1990 — 68t, John Fourcade to Floyd Turner at Atlanta, 10-7
 1991 — 65t, Bobby Hebert to Floyd Turner vs. Chicago, 10-27
 1992 — 72t, Bobby Hebert to Wesley Carroll vs. Chicago, 9-13

RECEIVING

	No.	Yds.	Avg.	Long	TD
1967 — Danny Abramowicz	50	721	14.4	80	6
1968 — Danny Abramowicz	54	890	16.4	47	7
1969 — Danny Abramowicz	73	1051	13.9	49	7
1970 — Danny Abramowicz	55	906	16.5	48	5
1971 — Danny Abramowicz	37	657	17.8	63	5
1972 — Bob Newland	47	579	12.3	42	2
1973 — John Beasley	31	280	9.0	22	1
1974 — Alvin Maxson	42	294	7.0	22	1
1975 — Alvin Maxson	41	234	5.7	33	0
1976 — Tony Galbreath	54	420	7.8	35	1
1977 — Tony Galbreath	41	265	6.5	30	0
1978 — Tony Galbreath	74	582	7.9	35	2
1979 — Wes Chandler	65	1069	16.4	85	6
1980 — Wes Chandler	65	975	15.0	50	6
1981 — Jack Holmes	38	206	5.4	19	0
1982 — Jeff Groth	30	383	12.8	39	1
1983 — Jeff Groth	49	585	11.9	42	1
1984 — Hokie Gajan	35	288	8.2	51	2
1985 — Hoby Brenner	42	652	15.5	30	3
1986 — Mike Jones	48	625	13.0	45	3
1987 — Eric Martin	44	778	17.7	67	7
1988 — Eric Martin	85	1083	12.7	40t	7
1989 — Eric Martin	68	1090	16.0	53t	8
1990 — Eric Martin	63	912	14.5	58	5
1991 — Eric Martin	66	803	12.2	30	4
Floyd Turner	64	927	14.5	65t	8
1992 — Eric Martin	68	1041	15.3	52t	5

HIGHEST AVERAGE GAIN (Per Reception)

1967 — 22.6, Walt Roberts (17 for 834, 3 TDs)
 1968 — 17.6, Jim Hester (17 for 300, 2 TDs)



1969	—	16.2, Al Dodd (37 for 600, 1 TD)
1970	—	17.3, Al Dodd (28 for 484, 1 TD) 17.2, Dave Parks (26 for 447, 2 TDs)
1971	—	19.9, Al Dodd (15 for 298, 0 TD)
1972	—	17.6, Danny Abramowicz (38 for 668, 7 TDs)
1973	—	19.4, Jubilee Dunbar (23 for 447, 4 TDs)
1974	—	18.1, Bob Newland (27 for 490, 2 TDs)
1975	—	19.1, Larry Burton (16 for 305, 2 TDs)
1976	—	20.1, Tinker Owens (12 for 241, 1 TD)
1977	—	18.9, Don Herrmann (31 for 586, 0 TD)
1978	—	16.4, Henry Childs (53 for 869, 4 TDs)
1979	—	16.6, Henry Childs (51 for 846, 5 TDs)
1980	—	18.7, Ike Harris (37 for 692, 6 TDs)
1981	—	19.0, Jeff Groth (20 for 380, 1 TD)
1982	—	17.5, Rich Mauti (4 for 70, 0 TD) 17.3, Aundra Thompson (8 for 138, 1 TD)
1983	—	14.9, Kenny Duckett (19 for 283, 2 TDs)
1984	—	20.6, Tyrone Young (29 for 597, 3 TDs)
1985	—	18.8, Eugene Goodlow (32 for 603, 3 TDs)
1986	—	18.2, Eric Martin (37 for 675, 5 TDs)
1987	—	17.7, Eric Martin (44 for 778, 7 TDs)
1988	—	13.4, Brett Perriman (16 for 215, 2 TDs)
1989	—	17.8, Brett Perriman (20 for 356, 0 TDs)
1990	—	18.9, Floyd Turner (21 for 396, 4 TDs)
1991	—	16.9, Quinn Early (32 for 541, 2 TDs)
1992	—	18.9, Quinn Early (30 for 566, 5 TDs)

INTERCEPTIONS

	No.	Yds.	Avg	Long	TD
1967 — Dave Whitsell	10	178	17.8	41t	2
1968 — Dave Whitsell	6	50	8.3	32	0
1969 — Elijah Nevet	3	20	6.6	20	0
1970 — Hugo Hollas	5	79	15.8	29	0
1971 — Delles Howell	5	56	11.2	25	0
1972 — Bivian Lee	4	65	16.3	32	0
1973 — Ernie Jackson	3	40	13.3	23	0
Tommy Myers	3	33	11.0	20	0
Jim Merlo	3	25	8.3	16	0
Bivian Lee	3	23	7.7	12	0
1974 — Ernie Jackson	4	53	13.3	28	0
Terry Schmidt	4	27	6.8	24	1
1975 — Tommy Myers	5	83	16.6	29	0
1976 — Jim Merlo	4	142	35.5	83t	2
1977 — Chuck Crist	4	6	1.5	2	0
1978 — Tommy Myers	6	167	27.8	97t	1
1979 — Tommy Myers	7	127	18.1	52	1
1980 — Tommy Myers	5	96	19.2	48	0
1981 — Dave Waymer	4	54	13.5	31	0
1982 — Russell Gary	2	25	12.5	19	0
Dennis Winston	2	-2	-1.0	0	0



1983 — Johnnie Poe	7	146	20.9	31t	1
1984 — Dave Waymer	4	9	2.3	9	0
1985 — Dave Waymer	6	49	8.2	28	0
1986 — Dave Waymer	9	48	5.3	17	0
1987 — Dave Waymer	5	78	15.6	35	0
Reggie Sutton	5	68	13.6	26	0
1988 — Gene Atkins	4	42	10.5	40	0
1989 — Dave Waymer	6	66	11.0	42	0
1990 — Brett Maxie	2	88	44.0	50t	1
Toi Cook	2	55	27.5	50	0
Gene Atkins	2	15	7.5	15	0
Bennie Thompson	2	0	0.0	0	0
1991 — Gene Atkins	5	198	39.6	79	0
Vince Buck	5	12	2.4	12	0
1992 — Toi Cook	6	90	15.0	48t	1

QUARTERBACK SACKS

	No.	Yds.
1973 — Bob Pollard, DT	7	—
1974 — Bob Pollard, DT	9	—
1975 — Bob Pollard, DT	7	—
1976 — Derland Moore, DT	8	—
Bob Pollard, DT	8	—
1977 — Elois Grooms, DE	7	—
1978 — Elois Grooms, DE	9	57
1979 — Elois Grooms, DE	12	107
Don Reese, DE	12	90
1980 — Derland Moore, NT	8.5	72
1981 — Rickey Jackson, LB	8	62
1982 — Bruce Clark, DE	5.5	51
1983 — Rickey Jackson, LB	11	75
1984 — Rickey Jackson, LB	12	95
1985 — Rickey Jackson, LB	11	89
1986 — James Geathers, DE	9	73
Rickey Jackson, LB	9	71
1987 — Pat Swilling, LB	10.5	87
1988 — Rickey Jackson, LB	7	66
Pat Swilling, LB	7	65
1989 — Pat Swilling, LB	16.5	164
1990 — Pat Swilling, LB	11.0	68
1991 — Pat Swilling, LB	17.0	139
1992 — Wayne Martin, DE	15.5	102

SCORING

	TD	FG	PAT	Points
1967 — Charlie Durkee	—	14-32	27-27	69
1968 — Charlie Durkee	—	19-37	27-27	84
1969 — Tom Dempsey	—	22-41	33-35	99
1970 — Tom Dempsey	—	18-34	16-17	70
1971 — Charlie Durkee	—	16-23	24-25	72
1972 — Danny Abramowicz	7	—	—	42
1973 — Bill McClard	—	13-24	9-9	48



1974 — Bill McClard.....	—	9-16	19-20	46
1975 — Rich Szaro.....	—	10-16	16-17	46
1976 — Rich Szaro.....	—	18-23	25-29	79
1977 — Henry Childs.....	9			54
1978 — Tony Galbreath.....	7			42
Chuck Muncie.....	7			42
1979 — Garo Yepremian.....	—	12-16	39-40	75
1980 — Benny Ricardo.....	—	10-17	31-34	61
1981 — George Rogers.....	13			78
1982 — Wayne Wilson.....	5			30
1983 — Morten Andersen.....	—	18-24	37-38	91
1984 — Morten Andersen.....	—	20-27	34-34	94
1985 — Morten Andersen.....	—	31-35	27-29	120
1986 — Morten Andersen.....	—	26-30	30-30	108
1987 — Morten Andersen.....	—	28-36	37-37	121
1988 — Morten Andersen.....	—	26-36	32-33	110
1989 — Dalton Hilliard.....	18			108
Morten Andersen.....	—	20-29	44-45	104
1990 — Morten Andersen.....	—	21-27	29-29	92
1991 — Morten Andersen.....	—	25-32	38-38	113
1992 — Morten Andersen.....	—	29-34	33-34	120

PUNT RETURNS

	No.	Yds.	Avg.	Long	TD
1967 — Walter Roberts.....	11	50	4.5	11	0
1968 — John Gilliam.....	15	60	4.0	21	0
1969 — Al Dodd.....	15	106	7.1	21	0
1970 — Al Dodd.....	14	129	9.2	41	0
1971 — Al Dodd.....	13	88	6.8	14	0
1972 — Tommy Myers.....	9	43	4.8	10	0
1973 — Howard Stevens.....	17	171	10.1	37	0
1974 — Howard Stevens.....	37	376	10.2	40	0
1975 — Gil Chapman.....	17	207	12.2	42	0
1976 — Pete Athas.....	35	332	9.5	67	0
1977 — Rich Mauti.....	38	281	7.4	33	0
1978 — Wes Chandler.....	34	233	6.9	32	0
1979 — Rich Mauti.....	27	218	8.1	23	0
1980 — Rich Mauti.....	11	111	10.1	18	0
1981 — Jeff Groth.....	37	436	11.8	36	0
1982 — Jeff Groth.....	21	144	6.9	18	0
1983 — Jeff Groth.....	39	275	7.1	38	0
1984 — Jitter Fields.....	27	236	8.7	61	0
1985 — Willie Tullis.....	17	141	8.3	17	0
1986 — Eric Martin.....	24	227	9.5	39	0
1987 — Mel Gray.....	24	352	14.7	80	0
1988 — Mel Gray.....	25	305	12.2	66t	1
1989 — Rod Harris.....	27	196	7.3	20	0
1990 — Vince Buck.....	37	305	8.2	33	0
1991 — Vince Buck.....	31	260	8.4	52	0
1992 — Patrick Newman.....	23	158	6.9	18	0



PUNTING

	No.	Yds.	Avg.	Long
1967 — Tom McNeill.....	74	3174	42.9	66
1968 — Tom McNeill.....	49	2009	41.0	58
1969 — Ollie Cordill.....	42	1719	40.9	58
1970 — Julian Fagan.....	77	3269	42.5	64
1971 — Julian Fagan.....	77	3188	41.4	64
1972 — Julian Fagan.....	71	2899	40.8	71
1973 — Steve O'Neal.....	81	3375	41.7	71
1974 — Tom Blanchard.....	88	3705	42.1	71
1975 — Tom Blanchard.....	92	3776	41.0	61
1976 — Tom Blanchard.....	101	3974	39.3	63
1977 — Tom Blanchard.....	82	3474	42.4	66
1978 — Tom Blanchard.....	84	3532	42.0	61
1979 — Rick Partridge.....	57	2330	40.9	61
1980 — Russell Erxleben.....	89	3499	39.2	57
1981 — Russell Erxleben.....	66	2672	40.5	60
1982 — Russell Erxleben.....	46	1976	43.0	60
1983 — Russell Erxleben.....	74	3034	41.0	60
1984 — Brian Hansen.....	69	3020	43.8	66
1985 — Brian Hansen.....	69	3763	42.3	58
1986 — Brian Hansen.....	81	3456	42.7	66
1987 — Brian Hansen.....	52	2104	40.5	60
1988 — Brian Hansen.....	72	2913	40.5	64
1989 — Tommy Barnhardt.....	55	2179	39.6	56
1990 — Tommy Barnhardt.....	70	2990	42.7	65
1991 — Tommy Barnhardt.....	86	3743	43.5	61
1992 — Tommy Barnhardt.....	67	2947	44.0	62

KICKOFF RETURNS

	No.	Yds.	Avg.	Long	TD
1967 — Walter Roberts.....	28	737	26.3	91t	1
1968 — Gene Howard.....	23	533	23.2	36	0
1969 — Don Shy.....	16	447	27.9	57	0
1970 — Al Dodd.....	15	319	21.3	32	0
1971 — Virgil Robinson.....	19	443	23.3	51	0
1972 — Margene Adkins.....	43	1020	23.7	61	0
1973 — Howard Stevens.....	26	590	22.7	48	0
1974 — Howard Stevens.....	33	749	22.7	41	0
1975 — Gil Chapman.....	28	614	21.9	36	0
1976 — Tony Galbreath.....	20	399	19.9	32	0
1977 — Clarence Chapman.....	15	385	25.7	92t	1
1978 — Wes Chandler.....	32	760	23.8	38	0
1979 — Rich Mauti.....	36	801	22.2	39	0
1980 — Jimmy Rogers.....	41	930	22.9	88	0
1981 — Wayne Wilson.....	31	722	23.3	57	0
1982 — Aundra Thompson.....	10	211	21.1	35	0
1983 — Kenny Duckett.....	33	719	21.8	61	0
1984 — Tyrone Anthony.....	22	490	22.3	64	0
1985 — Willie Tullis.....	23	480	20.9	62	0
1986 — Mel Gray.....	31	866	27.9	101t	1



1987 — Dalton Hilliard.....	10	248	24.8	74	0
1988 — Gene Atkins	20	424	21.2	57	0
Mel Gray	32	670	20.9	39	0
1989 — Bobby Morse	10	278	27.8	99t	1
Gene Atkins	12	245	20.4	32	0
1990 — Gene Atkins	19	471	24.8	50	0
Gill Fenerty	28	572	20.4	58	0
1991 — Gene Atkins	20	368	18.4	27	0
1992 — Fred McAfee	19	393	20.7	38	0

SUPER BOWL RESULTS

1966 — Green Bay 35, Kansas City 10 at Los Angeles, Calif.
1967 — Green Bay 33, Oakland 14 at Miami, Fla.
1968 — New York Jets 16, Baltimore 7 at Miami, Fla.
1969 — Kansas City 23, Minnesota 7 at NEW ORLEANS, LA. (Tulane Stadium)
1970 — Baltimore 16, Dallas 13 at Miami, Fla.
1971 — Dallas 24, Miami 3 at NEW ORLEANS, LA. (Tulane Stadium)
1972 — Miami 14, Washington 7 at Los Angeles, Calif.
1973 — Miami 24, Minnesota 7 at Houston, Tex.
1974 — Pittsburgh 16, Minnesota 6 at NEW ORLEANS, LA. (Tulane Stadium)
1975 — Pittsburgh 21, Dallas 17 at Miami, Fla.
1976 — Oakland 32, Minnesota 14 at Pasadena, Calif.
1977 — Dallas 27, Denver 10 at NEW ORLEANS, LA. (Superdome)
1978 — Pittsburgh 35, Dallas 31 at Miami, Fla.
1979 — Pittsburgh 31, Los Angeles Rams 19 at Pasadena, Calif.
1980 — Oakland 27, Philadelphia 10 at NEW ORLEANS, LA. (Superdome)
1981 — San Francisco 26, Cincinnati 21 at Pontiac, Mich.
1982 — Washington 27, Miami 17 at Pasadena, Calif.
1983 — L.A. Raiders 38, Washington 9 at Tampa, Fla.
1984 — San Francisco 38, Miami 16 at Palo Alto, Calif.
1985 — Chicago 46, New England 10 at NEW ORLEANS, LA. (Superdome)
1986 — New York Giants 39, Denver 20 at Pasadena, Calif.
1987 — Washington 42, Denver 10 at San Diego, Calif.
1988 — San Francisco 20, Cincinnati 16 at Miami, Fla.
1989 — San Francisco 55, Denver 10 at NEW ORLEANS, LA. (Superdome)
1990 — N.Y. Giants 20, Buffalo 19 at Tampa, Fla.
1991 — Washington 37, Buffalo 24 at Minneapolis, Minn.
1992 — Dallas 52, Buffalo 17 at Pasadena, Calif.



SAINTS ALL-TIME LEADERS

RUSHING

	Att.	Yds.	Avg.	Long	TD
1. George Rogers (1981-84).....	995	4,267	4.3	79t	23
2. Dalton Hilliard (1986-92).....	1076	3,999	3.7	65t	37
2. Rueben Mayes (1986-88, 1990) ..	837	3,408	4.1	50	23
3. Chuck Muncie (1976-80).....	787	3,386	4.3	69t	28
5. Tony Galbreath (1976-80).....	760	2,865	3.8	74t	27
6. Wayne Wilson (1979-86).....	658	2,462	3.7	41t	16
7. Archie Manning (1971-75, 77-82) ..	358	2,058	5.7	27	18
8. Mike Strachan (1975-80).....	471	1,899	4.0	31	14
9. Craig Heyward (1988-92).....	432	1,813	4.2	73t	13
10. Hokie Gajan (1982-85).....	252	1,358	5.4	62t	11
11. Jess Phillips (1973-74).....	372	1,219	3.3	20	2
12. Alvin Maxson (1974-76).....	338	1,205	3.6	66t	6

PASSING

	Att.	Comp.	Yds.	Pct.	TD	Int.
1. Archie Manning (1971-75, 77-82).....	3,335	1,849	21,734	55.4	115	156
2. Bobby Hebert (1985-89, 91-92).....	2,055	1,202	14,630	58.5	85	75
3. Billy Kilmer (1967-70).....	1,116	592	7,490	53.0	47	62
4. Dave Wilson (1981, 83-88) ..	1,038	551	6,987	53.1	36	55
5. Ken Stabler (1983-84).....	570	326	3,670	57.2	17	33
6. Steve Walsh (1990-91).....	582	316	3,608	54.3	23	19
7. Bobby Scott (1973-82).....	500	237	2,781	47.4	15	29

RECEIVING

	No.	Yds.	Avg.	Long	TD
1. Eric Martin (1985-92).....	466	6,904	14.8	84	45
2. Danny Abramowicz (1967-73).....	309	4,875	15.7	80t	37
3. Tony Galbreath (1976-80).....	284	2,221	7.8	38	6
4. Hoby Brenner (1981-92).....	256	3,678	14.4	57	20
5. Dalton Hilliard (1986-92).....	209	1,937	9.3	54t	13
6. Henry Childs (1974-80).....	207	3,220	15.6	59t	25
7. Wes Chandler (1978-81).....	182	2,801	15.4	85t	15
8. Wayne Wilson (1979-86).....	179	1,517	8.5	55	14
9. John Tice (1983-92).....	158	1,603	10.1	40	15
10. Dave Parks (1968-72).....	149	2,264	15.2	66	16
11. Jeff Groth (1981-85).....	147	2,073	14.1	56t	5
12. Lonzell Hill (1987-90).....	136	1,696	12.5	46	13
13. Chuck Muncie (1976-80).....	125	1,086	8.7	35	1
14. Bob Newland (1971-74).....	124	1,877	15.1	79t	8

SCORING

	TD	PAT	FG	Total
1. Morten Andersen (1982-92).....	—	347	246	1085
2. Dalton Hilliard (1986-92).....	50	—	—	300



3. Eric Martin (1985-92).....	45	—	—	270
4. Charlie Durkee (1967-68, 71-72).....	—	87	52	243
5. Danny Abramowicz (1967-73).....	37	—	—	222
6. Tony Galbreath (1976-80).....	33	1	2	205
7. Rich Szaro (1975-78).....	—	79	37	190
8. Wayne Wilson (1979-86).....	30	—	—	180
9. Chuck Muncie (1976-80).....	29	—	—	174
10. Tom Dempsey (1969-70).....	—	49	40	169
11. Henry Childs (1974-80).....	28	—	—	168
12. George Rogers (1981-84).....	23	—	—	138
Rueben Mayes (1986-88, 1990).....	23	—	—	138

PUNTING

	No.	Avg.	Long	
1. Tommy Barnhardt (1987, 1989-92).....	289	42.7	65	
2. Tom McNeill (1967-69).....	130	42.26	81	
3. Brian Hansen (1984-88).....	363	42.0	66	
4. Steve O'Neal (1973).....	81	41.7	71	
5. Julian Fagan (1970-72).....	225	41.6	71	
6. Tom Blanchard (1974-78).....	447	41.3	71	
7. Rick Partridge (1979).....	57	40.9	61	
8. Ollie Cordill (1969).....	42	40.9	58	
9. Russell Erxleben (1979-83).....	279	40.6	60	

INTERCEPTIONS

	No.	Yds.	Avg.	Long	TD
1. Dave Waymer (1980-89).....	37	395	10.7	44	0
2. Tommy Myers (1972-81).....	36	621	17.3	97t	2
3. Dave Whitsell (1967-69).....	19	242	12.7	41	2
4. Gene Atkins (1987-92).....	18	265	14.7	79	0
5. Johnnie Poe (1981-87).....	17	269	15.8	40t	2
6. Brett Maxie (1985-92).....	16	232	14.5	505	3
7. Toi Cook (1987-92).....	15	280	18.7	63t	2
Ernie Jackson (1972-77).....	15	187	12.5	46	0
9. Frank Wattlelet (1981-87).....	12	135	11.3	35t	1
10. Hugo Hollas (1970-72).....	11	149	11.3	35t	1

QUARTERBACK SACKS

	No.	Yds
1. Rickey Jackson (1981-92).....	111.5	815
2. Pat Swilling (1986-92).....	76.5	629.5
3. Frank Warren (1981-89, 91-92).....	52	335
4. Jim Wilks (1981-92).....	48	354
5. Elois Grooms (1975-81).....	43	—
6. Derland Moore (1973-85).....	40.5	301
7. Bruce Clark (1982-88).....	39.5	284
8. Bob Pollard (1971-77).....	37	—
9. James Geathers (1984-89).....	26	203
10. Wayne Martin (1989-92).....	25.5	173.5



PUNT RETURNS

	No.	Yds.	Avg.	Long	TD
1. Mel Gray (1986-88).....	49	657	13.4	80	1
2. Gil Chapman (1975).....	17	207	12.2	42	0
3. Howard Stevens (1973-74).....	54	547	10.1	40	0
4. Pete Athas (1976).....	35	332	9.5	67	0
5. Jitter Fields (1984).....	27	236	8.7	61	0
6. Jeff Groth (1981-85).....	104	887	8.5	36	0

KICKOFF RETURNS

	No.	Yds.	Avg.	Long	TD
1. Walt Roberts (1967).....	28	737	26.3	91t	1
2. John Gilliam (1967-68, 77).....	31	809	26.1	94t	1
3. Gene Howard (1968-69).....	32	760	23.8	86	0
4. Margene Adkins (1972).....	43	1,020	23.7	61	0
5. Mel Gray (1986-88).....	94	2,192	23.3	101t	1
6. Wes Chandler (1978-81).....	39	896	23.0	38	0
7. Rich Mauti (1977-80, 82-83).....	124	2,836	22.9	52	0
8. Wayne Wilson (1979-86).....	69	1,583	22.9	75	0

FIELD GOALS

	Att.	Made	Pct.	Long
1. Morten Andersen (1982-92).....	315	246	.781	60
2. Charlie Durkee (1967-68, 71-72).....	101	52	.515	47
3. Tom Dempsey (1969-70).....	75	40	.533	63
4. Rich Szaro (1975-78).....	58	37	.638	50
5. Benny Ricardo (1980-81).....	42	23	.548	47
6. Bill McClard (1973-75).....	45	23	.511	47
7. Garo Yepremian (1979).....	16	12	.750	44
8. Happy Feller (1972-73).....	23	10	.435	46

100 GAMES PLAYED CLUB (With Saints Only)

	No.
1. Stan Brock (1980-92).....	186
2. Rickey Jackson (1981-92).....	179
3. Jim Wilks (1981-92).....	175
4. Derland Moore (1973-85).....	169
5. Hoby Brenner (1981-92).....	165
Frank Warren (1981-89, 91-92).....	165
7. Morten Andersen (1982-92).....	164
8. Dave Waymer (1980-89).....	149
9. John Hill (1975-84).....	137
Archie Manning (1971-82).....	137
11. John Tice (1983-92).....	134
12. Joel Hilgenberg (1984-92).....	133
13. Joe Federspiel (1972-80).....	130
14. Eric Martin (1985-92).....	127
15. Tommy Myers (1972-81).....	119
16. Brett Maxie (1985-92).....	117
17. Dave Lafary (1977-85).....	109
18. Sam Mills (1986-92).....	108
19. Pat Swilling (1986-92).....	107
20. Vaughan Johnson (1986-92).....	105
21. Bruce Clark (1982-88).....	102
22. Larry Hardy (1978-85).....	102



SAINTS BIG DAYS

100 YARDS RUSHING

Yds.	Att.	Player	Opponent	Date
206	24	George Rogers	St. Louis	9-4-83
203	28	Rueben Mayes	Miami	12-7-86
172	24	Rueben Mayes	Tampa Bay	10-19-86
166	33	George Rogers	Dallas	12-19-82
162	29	George Rogers	Los Angeles Rams	9-13-81
161	22	Chuck Muncie	Atlanta	9-2-79
161	24	George Rogers	@ Los Angeles Rams	11-8-81
160	34	Wayne Wilson	Miami	10-2-83
160	35	Earl Campbell	@ Minnesota	11-24-85
158	29	Dalton Hilliard	@ Atlanta	11-19-89
157	33	Rueben Mayes	New England	11-30-86
155	20	Craig Heyward	Tampa Bay	11-11-90
148	22	Alvin Maxson	St. Louis	12-8-74
147	24	Rueben Mayes	Cleveland	9-13-87
146*	14	Tony Galbreath	@ Kansas City	9-26-76
144	29	Rueben Mayes	San Francisco	10-25-87
142	27	Andy Livingston	Washington	9-21-69
142	28	George Rogers	@ Houston	11-22-81
138	33	Wayne Wilson	@ Chicago	9-19-82
138	28	Fred McAfee	Atlanta	11-24-91
137	20	George Rogers	Atlanta	11-6-83
134	17	George Rogers	Philadelphia	10-11-81
131	25	Rueben Mayes	@ St. Louis	11-16-86
128	28	Rueben Mayes	San Francisco	11-2-86
128	21	Chuck Muncie	Oakland	12-3-79
127	16	Don McCall	Washington	9-22-68
127	25	Dalton Hilliard	Atlanta	12-18-88
126*	25	Chuck Muncie	@ Kansas City	9-26-76
124	32	George Rogers	Los Angeles	12-18-83
123	33	George Rogers	Kansas City	11-21-82
122	18	George Rogers	@ Cleveland	10-18-81
122*	19	Craig Heyward	@ Cincinnati	11-4-90
120	23	George Rogers	Tampa Bay	11-29-81
117	18	Chuck Muncie	San Francisco	11-11-79
115	25	George Rogers	@ San Francisco	9-27-81
115	25	Rueben Mayes	Denver	11-20-88
115*	30	Rueben Mayes	@ Cincinnati	11-4-90
114	21	George Rogers	@ Buffalo	10-30-83
114	15	Jimmy Rogers	@ Washington	10-26-80
113	26	Bob Gresham	@ Green Bay	11-28-71
113	31	George Rogers	Cincinnati	10-25-81
113	11	Hokie Gajan	N.Y. Jets	11-21-83
112	19	Rueben Mayes	@ Atlanta	11-1-87
112	24	Dalton Hilliard	L.A. Rams	11-26-89



110	14	Tony Baker	@ St. Louis	11-2-69
109	15	Chuck Muncie	Los Angeles	11-28-76
109	27	Mike Strachan	Atlanta	11-2-75
109	11	Craig Heyward	L.A. Raiders	10-23-88
108	22	Rueben Mayes	@ Indianapolis	10-12-86
108	24	Wayne Wilson	@ San Francisco	9-29-85
108	31	Wayne Wilson	@ Dallas	9-25-83
107	20	Chuck Muncie	N.Y. Jets	12-4-77
107	30	George Rogers	San Francisco	12-20-81
106	28	Dalton Hilliard	@ New England	11-12-89
106	20	Gill Fenerty	Minnesota	9-22-91
105	24	Mike Strachan	Green Bay	10-12-75
104	10	Gill Fenerty	@ Rams	12-9-90
103	18	Wayne Wilson	@ Atlanta	10-9-83
102	13	Chuck Muncie	@ St. Louis	10-23-77
102	20	George Rogers	Atlanta	9-2-84
100	20	Tony Galbreath	Los Angeles	10-30-77

250 YARDS PASSING

Yds.	Player	Att.	Comp.	Opponent	Date
377	Archie Manning	38	24	@ San Francisco	12-7-80
355	Archie Manning	28	20	@ San Francisco	9-23-79
355	Bobby Hebert	26	19	@ Phoenix	10-18-92
345	Billy Kilmer	32	22	@ St. Louis	11-2-69
344	Archie Manning	32	22	@ Pittsburgh	11-5-78
333	Ken Stabler	43	29	Tampa Bay	12-5-82
325	Dave Wilson	32	20	Cincinnati	12-9-84
323	Archie Manning	32	23	Atlanta	10-19-80
320	Bobby Hebert	39	28	Raiders	12-16-91
317	Steve Walsh	42	25	@ San Francisco	12-1-91
314	Archie Manning	40	25	San Francisco	9-7-80
314	Archie Manning	36	25	@ Detroit	10-12-80
308	Bobby Hebert	49	31	San Francisco	10-8-89
306	Archie Manning	40	25	Philadelphia	11-9-80
302	John Fourcade	27	15	@ Buffalo	12-10-89
301	Archie Manning	39	24	New England	12-21-80
301	Bobby Hebert	35	22	@ San Francisco	11-15-92
300	Dave Wilson	45	19	@ Atlanta	10-20-85
295	Archie Manning	35	20	Philadelphia	10-29-72
294	Richard Todd	27	21	@ Cleveland	10-28-84
292	Billy Kilmer	36	17	Pittsburgh	12-15-68
292	Steve Walsh	39	22	@ Houston	10-21-90
291	Archie Manning	45	28	@ Green Bay	9-9-79
291	John Fourcade	28	21	Indianapolis	12-24-89
291	Bobby Hebert	39	27	Chicago	10-27-91
287	Archie Manning	27	17	@ San Francisco	10-22-72
285	Bobby Scott	35	16	@ St. Louis	10-23-77
285	Archie Manning	34	24	Buffalo	9-21-80
284	Archie Manning	29	14	Atlanta	9-2-79
282	Bobby Hebert	32	23	@ Detroit	9-18-88



282	Bobby Hebert	32	23	@ Green Bay	9-17-89
281	Bobby Hebert	28	18	N.Y. Jets	10-15-89
280	Dave Wilson	30	18	@ Denver	9-15-85
279	Ken Stabler	39	25	Chicago	9-18-83
279	Bobby Hebert	32	19	@ Washington	11-6-88
276	Billy Kilmer	37	22	Dallas	9-28-69
276	Archie Manning	31	18	@ N.Y. Giants	10-8-72
276	Dave Wilson	34	19	Miami	12-7-86
276	Bobby Hebert	22	15	@ L.A. Rams	10-22-89
274	Steve Walsh	38	23	@ Washington	11-18-90
273	Bobby Hebert	37	17	Dallas	10-3-88
272	Dave Wilson	33	20	New England	11-30-86
272	Bobby Hebert	30	18	Atlanta	10-29-89
271	Ken Stabler	35	24	Atlanta	1-2-83
269	Steve Walsh	33	17	@ Rams	11-3-91
268	Archie Manning	27	20	@ Seattle	11-18-79
267	Bobby Hebert	40	25	San Francisco	9-27-92
264	Archie Manning	31	14	@ Atlanta	11-25-79
264	Richard Todd	29	14	St. Louis	9-23-84
264	Bobby Hebert	25	13	Chicago	9-13-92
263	Archie Manning	48	24	@ Los Angeles	11-2-80
262	Billy Kilmer	24	14	@ Washington	12-17-67
261	Billy Kilmer	22	15	San Francisco	12-13-70
259	Bobby Hebert	25	16	Washington	10-1-89
255	Bobby Hebert	24	16	Tampa Bay	12-6-87
254	Bobby Hebert	34	20	San Francisco	12-15-85
254	Bobby Hebert	27	15	Houston	12-13-87

100 YARDS RECEIVING

Yds.	No.	Player	Opponent	Date
205	6	Wes Chandler	Atlanta	9-2-79
179	9	Floyd Turner	Chicago	10-27-91
165	8	Danny Abramowicz	@ Cincinnati	11-29-70
164	3	Eric Martin	Green Bay	9-14-86
159	4	Larry Burton	@ Atlanta	11-2-75
156	12	Danny Abramowicz	Pittsburgh	10-29-67
153	8	Eric Martin	Cleveland	10-14-90
151	8	Eric Martin	@ Phoenix	10-18-92
146	10	Eric Martin	@ Washington	11-6-88
145	7	Al Dodd	@ St. Louis	11-2-69
144	7	Danny Abramowicz	@ Washington	12-17-67
144	8	Henry Childs	@ San Francisco	12-7-80
140	7	Danny Abramowicz	San Francisco	12-13-70
140	8	Wes Chandler	Atlanta	10-19-80
139*	9	Wes Chandler	Philadelphia	11-9-80
135	5	Eugene Goodlow	San Francisco	12-15-85
132	6	Eric Martin	L.A. Rams	10-30-88
132	10	Floyd Turner	@ San Francisco	12-1-91
131	6	Hoby Brenner	St. Louis	9-23-84
131	5	Eric Martin	N.Y. Jets	10-15-89



131	10	Eric Martin	@ Washington	11-18-90
130	6	Eric Martin	Houston	12-13-87
129	8	Danny Abramowicz	Pittsburgh	12-21-69
127	12	John Beasley	@ San Diego	11-18-73
127	4	Wes Chandler	@ San Francisco	9-23-79
127	4	Quinn Early	Raiders	12-16-91
122	14	Tony Galbreath	@ Green Bay	9-10-78
121	6	Henry Childs	@ Seattle	11-18-79
120	4	Dave Parks	@ N.Y. Giants	10-8-72
120	9	Eric Martin	Philadelphia	12-18-89
119*	4	Ike Harris	Philadelphia	11-9-80
119	6	Mike Jones	Miami	12-7-86
117	7	Wes Chandler	Atlanta	11-12-78
117*	3	Henry Childs	@ Atlanta	11-25-79
117	8	Wes Chandler	@ Atlanta	9-6-81
116	5	Eric Martin	@ L.A. Rams	10-22-89
115	4	Paul Seal	Philadelphia	10-27-74
115	9	Danny Abramowicz	Baltimore	10-19-69
115	5	Floyd Turner	Atlanta	11-24-91
114	7	Dave Parks	@ St. Louis	10-11-70
113	5	Danny Abramowicz	San Francisco	11-23-69
112	7	Henry Childs	@ Green Bay	9-9-79
111	6	Hoby Brenner	@ Atlanta	10-20-85
111	8	Eric Martin	Denver	11-20-88
110	5	Danny Abramowicz	San Francisco	9-26-71
110	5	Dave Parks	@ San Francisco	10-22-72
109	2	Walt Roberts	@ Philadelphia	11-19-67
107	5	Eric Martin	L.A. Rams	11-26-89
106	7	Tony Galbreath	Oakland	12-3-79
106	6	Wes Chandler	@ Detroit	10-12-80
105	6	Hoby Brenner	Chicago	9-18-83
105	9	Danny Abramowicz	@ Atlanta	12-7-69
103	6	Dave Parks	Pittsburgh	12-15-68
103	6	Wes Chandler	San Francisco	12-3-78
103*	6	Wes Chandler	@ Atlanta	11-25-79
103	6	Larry Hardy	San Francisco	9-7-80
103	6	Lindsay Scott	St. Louis	9-12-82
103	8	Eric Martin	L.A. Rams	10-11-92
101	8	Danny Abramowicz	@ N.Y. Giants	10-6-68
101	4	Tyrone Young	@ Cleveland	10-28-84
101	3	Hoby Brenner	Cincinnati	12-9-84
101	7	Eric Martin	@ St. Louis	10-11-87
101	2	Eric Martin	Tampa Bay	12-6-87
100	3	Henry Childs	@ Atlanta	11-26-78
100	4	Eric Martin	@ Buffalo	12-10-89

*Part of a dual 100-yard day.



SAINTS CONSECUTIVE RECORDS

INDIVIDUAL

Games Played:

- 127 Eric Martin (1985 through 1992, current)
- 103 Joe Federspiel (1973-80)
- 91 Rickey Jackson (1981 through 2nd game, 1987)
- 90 Jim Dombrowski (6th game, 1987 through 1992, current)
- 90 Sam Mills (6th game, 1987 through 1992, current)

Games Started:

- 91 Rickey Jackson (1981 through 2nd game, 1987)
- 90 Jim Dombrowski (6th game, 1987 through 1992, current)

Games, Scoring Points:

- 142 Morten Andersen (game 15 of 1983 through 1992, current)

Games, Scoring Touchdown:

- 6 Dalton Hilliard (16th game, 1988 through 5th game, 1989)
- 6 Dalton Hilliard (7th game, 1992 through 12th game, 1992)

Games, Scoring Field Goal:

- 20 Morten Andersen 10-25-87 through 11-6-88
- 19 Morten Andersen 11-24-85 through 12-7-86
- 17 Morten Andersen 11-18-90 through 11-10-91
- 14 Morten Andersen 9-20-92 through 12-26-92, current

Field Goals Made:

- 20 Morten Andersen, 11-24-85 through 10-5-86
- 20 Morten Andersen, 11-1-92 through 12-26-92, current

Games, Rushing Touchdown:

- 5 Dalton Hilliard, (1989, 7th-11th games)

Games, Receiving Touchdown:

- 4 Lonzell Hill, 1988 (3rd-6th games)
- 4 Dalton Hilliard, 1992 (7th-10th games)

Games, Rushing for One Hundred or More Yards:

- 3 George Rogers, 1981 (6th, 7th and 8th games)
- 3 Wayne Wilson, 1983 (4th, 5th and 6th games)
- 3 Dalton Hilliard, 1989 (10th, 11th, 12th games)

Games, Passing Touchdown:

- 13 Archie Manning (1978, last 4 games; 1979, 1st to 9th game)

Games, None Intercepted:

- 3 Billy Kilmer, 1969; Archie Manning 1971, 1973, 1978, 1979;
- Bobby Hebert, 1987 and 1992

Passes Completed:

- 15 Archie Manning, 1979 (7th and 8th games)



Games, Pass Reception:

- 89 Eric Martin (7th game, 1987 through 1992, current)
- 79 Danny Abramowicz (1967-73)

Points After Touchdown

- 119 Morten Andersen (7th game, 1989 through 13th game, 1992)

TEAM

Wins, Regular Season:

- 9 1987
- 9 Last 2 games of 1990, first 7 of 1991

Wins, Preseason:

- 5 1967

Losses, Regular Season:

- 14 1980

Wins Against One Team:

- 6 vs. Atlanta, 12-14-86 through 11-19-89

Losses Against One Team:

- 9 vs. Atlanta, 12-7-69 through 12-16-73

Wins at Home:

- 5 Last game of 1990, first 4 of 1991
- 5 1992, 3rd-7th games

Wins on the Road:

- 10 Last 6 games of 1987, first 4 of 1988

SAINTS LONGEST PLAYS – 1992

RUN FROM SCRIMMAGE — 25, Vaughn Dunbar, at Atlanta 9-20
Opponent — 41, Thurman Thomas, Buffalo 12-20

PASS PLAY — 72t, Bobby Hebert to Wesley Carroll, vs. Chicago 9-13
Opponent — 44, Jim Everett to Willie Anderson, Rams 10-11

PUNT RETURN — 34, Marcus Dowdell, vs. Rams 10-11
Opponent — 34, Vai Sikahema, at Philadelphia 9-6

KICKOFF RETURN — 48, Dalton Hilliard, vs. Rams 10-11
Opponent — 60, Deion Sanders, Atlanta 12-3

INTERCEPTION RETURN — 71t, Reginald Jones, vs. Chicago 9-13
Opponent — 56t, Broderick Thomas, Tampa Bay 11-1

PUNT — 62, Tommy Barnhardt, at Phoenix 10-18
Opponent — 59, Chris Mohr, Buffalo 12-20

FIELD GOAL — 52, Morten Andersen, at Phoenix 10-18
Opponent — 48, Pete Stoyanovich, Miami 11-29



SAINTS ATTENDANCE

Year	COMBINED		HOME		ROAD	
	Total	Avg.	Total	Avg.	Total	Avg.
1967	890,405	63,600	528,242	75,463	362,163	51,738
1968	884,123	63,151	519,426	74,203	364,697	52,100
1969	921,972	65,855	521,133	74,447	400,839	57,262
1970	843,342	60,238	483,234	69,033	360,108	51,444
1971	932,267	66,590	550,578	78,654	381,689	54,527
1972	880,545	62,896	467,686	66,812	412,859	58,980
1973	839,914	59,993	451,566	64,509	388,348	55,478
1974	829,873	59,277	452,236	64,605	377,637	53,948
1975	767,274	56,805	396,409	56,634	370,865	52,981
1976	714,135	51,010	359,631	51,376	354,504	50,643
1977	655,989	46,856	334,502	47,786	321,487	45,927
1978	850,418	53,151	457,607	57,201	392,811	49,101
1979	939,175	58,698	495,260	61,907	443,915	55,489
1980	808,612	50,538	385,815	48,227	422,797	52,850
1981	891,207	55,700	440,708	55,089	450,499	55,700
1982	467,978	51,988	255,726	51,145	212,252	53,063
1983	896,678	56,042	529,878	66,235	366,800	45,850
1984	884,258	55,266	472,625	59,078	411,633	51,454
1985	799,050	49,941	388,795	48,599	410,255	51,282
1986	874,303	54,644	463,611	57,951	410,692	51,644
1987	774,295	51,620	420,783	60,111	353,512	44,189
1988	965,179	60,324	531,156	66,395	434,023	54,253
1989	916,534	57,283	488,998	61,124	427,536	53,442
1990*	997,722	62,358	536,438	67,055	461,284	57,661
1991*	1,008,934	63,058	548,655	68,582	460,279	57,535
1992*	977,552	61,097	548,728	68,591	428,824	53,603

LARGEST HOME CROWD IN TULANE STADIUM

1967	83,437	vs.	Dallas 11-12 (Lost 10-27)
		vs.	Atlanta 11-26 (Won 27-24)
1968	84,278	vs.	Dallas 11-3 (Lost 3-17)
1969	80,636	vs.	Baltimore 10-19 (Lost 10-30)
1970	77,681	vs.	Los Angeles 11-1 (Lost 17-30)
1971	83,130	vs.	Minnesota 11-21 (Lost 10-23)
1972	70,793	vs.	Kansas City 9-25 (Lost 17-20)
1973	74,770	vs.	Buffalo 11-4 (Won 13-0)
1974	74,289	vs.	Miami 11-10 (Lost 0-21)

SUPERDOME

1975	61,497	vs.	Minnesota 11-16 (Lost 7-20)
1976	61,413	vs.	Dallas 9-19 (Lost 6-24)
1977	59,023	vs.	Los Angeles 10-30 (Won 27-26)
1978	70,323	vs.	Atlanta 11-12 (Lost 17-20)
1979	70,940	vs.	Atlanta 9-2 (Lost 34-40 OT)



1980	62,651	vs.	Atlanta 10-19 (Lost 14-41)
1981	64,758	vs.	Pittsburgh 10-4 (Lost 6-20)
1982	61,709	vs.	Tampa Bay 12-5 (Lost 10-13)
1983	70,418	vs.	Los Angeles 12-18 (Lost 24-26)
1984	66,652	vs.	Atlanta 9-2 (Lost 28-36)
1985	57,760	vs.	Kansas City 9-8 (Lost 27-47)
1986	67,950	vs.	Atlanta 9-7 (Lost 10-31)
1987	69,546	vs.	Minnesota 1-3-88 (wild card)(Lost 10-44)
1988	68,474	vs.	Dallas 10-3 (Won 20-17)#
1989	66,977	vs.	Dallas 9-10 (Won 28-0)
1990	68,647	vs.	Rams 12-31 (Won 20-17)#*
1991	68,794	vs.	Atlanta 12-28 (wild card)(Lost 27-20)*
1992	68,893	vs.	Philadelphia 1-3 (wild card) (Lost 36-20)*

#ABC Monday Night Football Telecast

*These figures represent tickets distributed for home games.

NOTE: Largest Superdome audience was 72,434 for first preseason game of 1975 (Houston 13, New Orleans 7). Preseason attendance figures are unofficial.

LARGEST ROAD CROWD

1967	62,670	vs.	New York Giants 10-8 (Lost 21-27)
1968	71,025	vs.	Cleveland 11-10 (lost 17-35)
1969	68,282	vs.	Dallas 11-9 (Lost 17-33)
1970	66,140	vs.	Los Angeles 12-6 (Lost 16-34)
1971	73,610	vs.	Los Angeles 12-5 (Lost 28-45)
1972	66,303	vs.	Los Angeles 9-17 (Lost 14-34)
1973	70,358	vs.	Los Angeles 11-11 (Lost 7-29)
1974	64,178	vs.	Los Angeles 9-22 (Lost 0-24)
1975	60,771	vs.	Los Angeles 10-26 (Lost 14-38)
1976	61,685	vs.	Seattle 11-21 (Won 51-27)
1977	53,482	vs.	Philadelphia 11-6 (Lost 7-28)
1978	57,920	vs.	Dallas 11-19 (Lost 7-27)
1979	74,482	vs.	Denver 11-4 (Lost 3-10)
1980	78,147	vs.	Detroit 10-12 (Lost 13-24)
1981	76,059	vs.	Cleveland 10-18 (Lost 17-20)
1982	64,506	vs.	Dallas 12-19 (Lost 7-21)
1983	62,136	vs.	Dallas 9-25 (Lost 20-21)
1984	63,739	vs.	New York Giants 12-15 (Won 10-3)
1985	74,488	vs.	Denver 9-15 (Lost 23-34)
1986	72,765	vs.	New York Giants 9-28 (Lost 17-20)
1987	60,436	vs.	San Francisco 11-15 (Won 26-24)
1988	63,569	vs.	Seattle 10-16 (Won 20-19)
1989	70,037	vs.	Buffalo 12-10 (Won 22-19)
1990	60,112	vs.	San Francisco 12-23 (Won 13-10)
1991	74,816	vs.	Kansas City 9-8 (Won 17-10)
1992	67,328	vs.	Atlanta 9-20 (Won 10-7)



SAINTS INDIVIDUAL RECORDS

SERVICE

MOST SEASONS

- 13 Derland Moore, 1973-85
- 12 Stan Brock, 1980-92
- 12 Hoby Brenner, 1981-92
- 12 Rickey Jackson, 1981-92
- 12 Jim Wilks, 1981-92

MOST GAMES

- 186 Stan Brock, 1980-92
- 179 Rickey Jackson, 1981-92
- 169 Derland Moore, 1973-85

SCORING

TOTAL POINTS

Career

- 1085 Morten Andersen, 1982-92
(246 FGs, 347 PATs)

Season

- 121 Morten Andersen, 1987 (28 FGs, 37 PATs)
- 120 Morten Andersen, 1985 (31 FGs, 27 PATs)
- 120 Morten Andersen, 1992 (29 FGs, 33 PATs)

Game

- 18 Walt Roberts vs. Philadelphia 11-5-67 (3 TDs)
- 18 Danny Abramowicz vs. San Francisco 9-26-71 (3 TDs)
- 18 Archie Manning vs. Chicago 10-2-77 (3 TDs)
- 18 Chuck Muncie vs. San Francisco 11-11-79 (3 TDs)
- 18 George Rogers at Rams 11-8-81 (3 TDs)
- 18 Wayne Wilson vs. Atlanta 1-2-83 (3 TDs)
- 18 Dalton Hilliard at Rams 10-22-89 (3 TDs)
- 18 Rueben Mayes vs. Phoenix 9-23-90 (3 TDs)

Opponent/Game

- 24 Dave Williams at St. Louis 11-2-69 (4 TDs)
- 24 Wayne Morris at St. Louis 10-23-77 (4 TDs)

TOUCHDOWNS

Career

- 50 Dalton Hilliard, 1986-92
- 45 Eric Martin, 1985-92
- 37 Danny Abramowicz, 1967-73

Season

- 18 Dalton Hilliard, 1989
- 13 George Rogers, 1981
- 11 Chuck Muncie, 1979

Game

- 3 Walt Roberts vs. Philadelphia 11-5-67
- 3 Danny Abramowicz vs. San Francisco 9-26-71
- 3 Archie Manning vs. Chicago 10-2-77
- 3 Chuck Muncie vs. San Francisco 11-11-79
- 3 George Rogers at Rams 11-8-81
- 3 Wayne Wilson vs. Atlanta 1-2-83
- 3 Dalton Hilliard at Rams 10-22-89
- 3 Rueben Mayes vs. Phoenix 9-23-90

Opponent/Game

- 4 Dave Williams at St. Louis 11-2-69 (all receiving)
- 4 Wayne Morris at St. Louis 10-23-77 (all rushing)

FIELD GOALS MADE

Career

- 246 Morten Andersen, 1982-92 (315 atts.)
- 52 Charlie Durkee, 1967-68, 71-72 (101 atts.)



Season

- 31 Morten Andersen, 1985 (35 atts.)
- 29 Morten Andersen, 1992 (34 atts.)
- 28 Morten Andersen, 1987 (36 atts.)

Game

- 5 Charlie Durkee at Green Bay 11-28-71 (6 atts.)
- 5 Morten Andersen vs. Rams 12-1-85 (5 atts.)
- 5 Morten Andersen vs. San Francisco 10-25-87 (7 atts.)
- 5 Morten Andersen vs. Atlanta 12-3-92 (5 atts.)

Opponent/Game

- 6 Bobby Howfield at Jets 12-3-72 (7 atts.)
- 6 Ray Wersching, San Francisco 10-16-83 (6 atts.)

LONGEST FIELD GOAL

- 63 Tom Dempsey vs. Detroit 11-8-70 (NFL Record)
- 60 Morten Andersen vs. Chicago 10-27-91

Opponent/Longest Field Goal

- 55 Joe Danelo at Giants 9-20-81

FIELD GOALS ATTEMPTED

Career

- 315 Morten Andersen, 1982-92 (246 made)
- 101 Charlie Durkee, 1967-68, 71-72 (52 made)

Season

- 41 Tom Dempsey, 1969 (22 made)
- 37 Charlie Durkee, 1968 (19 made)
- 36 Morten Andersen, 1987 (28 made)
- 36 Morten Andersen, 1988 (26 made)

Game

- 7 Tom Dempsey vs. Philadelphia 11-30-69 (4 made)
- 7 Morten Andersen vs. San Francisco 10-25-87 (5 made)

Opponent/Game

- 7 Bobby Howfield at Jets 12-3-72 (6 made)

POINTS AFTER TOUCHDOWN

Career

- 347 Morten Andersen, 1982-92 (353 atts.)
- 87 Charlie Durkee, 1967-68, 71-72 (88 atts.)
- 79 Rich Szaro, 1975-78 (86 atts.)

Season

- 44 Morten Andersen, 1989 (45 atts.)
- 39 Garo Yepremian, 1979 (40 atts.)
- 38 Morten Andersen, 1991 (38 atts.)
- 37 Morten Andersen, 1983 (38 atts.)
- 37 Morten Andersen, 1987 (37 atts.)

Game

- 6 Tom Dempsey at St. Louis 11-2-69 (7 atts.)
- 6 Rich Szaro at Seattle 11-21-76 (6 atts.)
- 6 Rich Szaro at Chicago 10-2-77 (6 atts.)
- 6 Garo Yepremian at Tampa Bay 10-14-79 (6 atts.)
- 6 Morten Andersen vs. Denver 11-20-88 (6 atts.)

Opponent/Game

- 8 Nick Mike-Mayer, Atlanta 9-16-73 (8 atts.)



RUSHING

TOTAL YARDS

Career

- 4,267 George Rogers, 1981-84 (995 atts.)
 3,999 Dalton Hilliard, 1986-92 (1,076 atts.)
 3,408 Rueben Mayes, 1986-88, 90 (837 atts.)
 3,386 Chuck Muncie, 1976-80 (787 atts.)

Season

- 1,674 George Rogers, 1981 (378 atts.)
 1,353 Rueben Mayes, 1986 (286 atts.)
 1,262 Dalton Hilliard, 1989 (344 atts.)

Game

- 206 George Rogers vs. St. Louis 9-4-83 (24 atts.)
 203 Rueben Mayes vs. Miami 12-7-86 (28 atts.)

Opponent/Game

- 247 Willie Ellison at Rams 12-5-71 (26 atts.)
 202 Gerald Riggs, Atlanta 9-2-84 (35 atts.)

ATTEMPTS

Career

- 1076 Dalton Hilliard, 1986-92 (3,999 yards)
 995 George Rogers, 1981-84 (4,267 yards)
 837 Rueben Mayes, 1986-88, 90 (3,408 yards)

Season

- 378 George Rogers, 1981 (1,674 yards)
 344 Dalton Hilliard, 1989 (1,262 yards)

Game

- 35 Earl Campbell at Minnesota 11-24-85 (160 yards)
 35 Dwight Beverly at St. Louis 10-11-87 (139 yards)
 34 Wayne Wilson vs. Miami 10-2-83 (160 yards)

Opponent/Game

- 39 Gerald Riggs, Atlanta 12-22-85 (158 yards)

MOST 100-YARD RUSHING DAYS

Career

- 16 George Rogers, 1981-84
 11 Rueben Mayes, 1986-88, 90

Season

- 9 George Rogers, 1981
 6 Rueben Mayes, 1986

DUAL 100-YARD RUSHING DAYS,

OPPONENT

vs. **San Francisco, 11-13-77**
 Del Williams, 25-110, 1 TD
 Wilbur Jackson, 22-123

LONGEST SCORING RUNS FROM SCRIMMAGE

- 79 George Rogers at Cleveland 10-18-81
 76 George Rogers vs. St. Louis 9-4-83
 74 Tony Galbreath at Kansas City 9-26-76
 73 Craig Heyward vs. Raiders 10-23-88

Opponent/Longest Scoring Run

- 80 Willie Ellison at Rams 12-5-71

LONGEST NON-SCORING RUN FROM SCRIMMAGE

- 73 George Rogers vs. Philadelphia 10-11-81

Opponent/Longest Non-Scoring Run

- 66 Eric Dickerson, Rams 10-14-84
 62 John Settle at Atlanta 9-11-88

TOUCHDOWNS RUSHING

Career

- 37 Dalton Hilliard, 1986-92
 28 Chuck Muncie, 1976-80
 27 Tony Galbreath, 1976-80

Season

- 13 George Rogers, 1981
 13 Dalton Hilliard, 1989
 11 Chuck Muncie, 1979

Game

- 3 Archie Manning vs. Chicago 10-2-77
 3 Chuck Muncie vs. San Francisco 11-11-79
 3 George Rogers at Rams 11-8-81
 3 Wayne Wilson vs. Atlanta 1-2-83
 3 Rueben Mayes vs. Phoenix 9-23-90

Opponent/Game

- 4 Wayne Morris at St. Louis 10-23-77

BEST AVERAGE

Career (min. 250 atts.)

- 5.7 Archie Manning, 1971-82 (2,058 yds, 358 att.)
 5.4 Hokie Gajan, 1982-85 (1,358 yds, 252 att.)

Season (min. 75 atts.)

- 6.0 Hokie Gajan, 1984 (615 yds, 102 att.)
 5.1 Hokie Gajan, 1983 (415 yds, 81 atts.)
 5.0 Chuck Muncie, 1979 (1,198 yds, 238 att.)

Game (min. 8 atts.)

- 10.43 Tony Galbreath vs. Kansas City 9-26-76 (14-146)

- 10.4 Gill Fenerty at Rams 12-9-90 (10-104)
 10.3 Hokie Gajan vs. Jets 11-21-83 (11-113)
 9.9 Craig Heyward vs. Raiders 10-23-88 (11-109)

Opponent/Game

- 12.8 Steve Young, at San Francisco 12-23-90 (8-102)

RECEIVING

TOTAL RECEPTIONS

Career

- 466 Eric Martin, 1985-92 (6,904 yards)
 309 Danny Abramowicz, 1967-73 (4,875 yards)
 284 Tony Galbreath, 1976-80 (2,221 yards)

Season

- 85 Eric Martin, 1988 (1,083 yards)
 74 Tony Galbreath, 1978 (582 yards)
 73 Danny Abramowicz, 1969 (1,051 yards)

Game

- 14 Tony Galbreath at Green Bay 9-10-78 (122 yards)
 12 Danny Abramowicz vs. Pittsburgh 10-29-67 (156 yards)
 12 John Beasley vs. San Diego 11-18-73 (127 yards)

Opponent/Game

- 15 Willie Anderson, Rams 11-26-89 (336 yards)
 12 Rickey Young, Minnesota 9-3-78 (134 yards)
 12 John Spagnola, Philadelphia 10-6-85 (124 yards)

TOTAL RECEIVING YARDS

Career

- 6,904 Eric Martin, 1985-92 (466 receptions)





4,875 Danny Abramowicz, 1967-73
(309 receptions)

Season

1,090 Eric Martin, 1989 (68 receptions)
1,083 Eric Martin, 1988 (85 receptions)
1,069 Wes Chandler, 1979
(65 receptions)
1,051 Danny Abramowicz, 1969
(73 receptions)
1,041 Eric Martin, 1992 (68 receptions)

Game

205 Wes Chandler vs. Atlanta 9-2-79
(6 receptions)
179 Floyd Turner vs. Chicago 10-27
(9 receptions)
165 Danny Abramowicz at
Cincinnati 11-29-70 (8 receptions)
164 Eric Martin vs. Green Bay
9-14-86 (3 receptions)

Opponent/Game

336 Willie Anderson (NFL record),
Rams 11-26-89 (15 receptions)
248 Richard Johnson, at Detroit,
12-3-89 (8 receptions)
212 Mark Carrier, Tampa Bay 12-6-87
(8 receptions)

MOST 100-YARD RECEIVING DAYS

Career

16 Eric Martin, 1985-92
10 Danny Abramowicz, 1967-73
9 Wes Chandler, 1978-81

Season

5 Eric Martin, 1989
4 Danny Abramowicz, 1969

DUAL 100-YARD RECEIVING DAYS, OPPONENT

at Cleveland, 11-10-68

Paul Warfield, 5-107
Leroy Kelly, 3-104

at St. Louis, 11-2-69

Dave Williams, 8-164
John Gilliam, 5-106

at Minnesota 12-1-74

Jim Lash, 3-112
John Gilliam, 5-109

at Giants, 9-20-81

Johnny Perkins, 8-118
Gary Shirk, 11-101

at Rams, 12-9-90

Willie Anderson, 5-123
Henry Ellard, 5-107

LONGEST TOUCHDOWN RECEPTIONS

82 Mike Waters from John
Fourcade vs. Rams 10-4-87
80 Danny Abramowicz from Billy
Kilmer at Washington 12-17-67

Opponent/Longest Touchdown Reception

88 Harmon Wages from Bob Berry
at Atlanta 12-7-69

LONGEST NON-SCORING RECEPTIONS

96 Walt Roberts from Billy Kilmer at
Philadelphia 11-19-67
85 Wes Chandler from Archie
Manning at San Francisco
9-23-79
84 Eric Martin from Bobby Hebert
vs. Green Bay 9-14-86

Opponent/Longest Non-Scoring Reception

84 Ken Burrow from Bob Berry,
Atlanta 12-19-71

TOUCHDOWNS RECEIVING

Career

45 Eric Martin, 1985-92
37 Danny Abramowicz, 1967-73

Season

9 Henry Childs, 1977
8 Eric Martin, 1989
8 Floyd Turner, 1991



Game

3 Danny Abramowicz vs.
San Francisco 9-26-71

Opponent/Game

4 Dave Williams at St. Louis 11-2-69

MOST TOTAL YARDS FROM SCRIMMAGE

Career

6,915 Eric Martin, 1985-92
(6,904 receiving)
5,936 Dalton Hilliard, 1986-92
(3,999 rushing)
5,086 Tony Galbreath, 1976-80
(2,865 rushing)

Season

1,800 George Rogers, 1981
(1,674 rushing)
1,776 Dalton Hilliard, 1989
(1,262 rushing)
1,506 Chuck Muncie, 1979
(1,198 rushing)

Game

225 Rueben Mayes vs. Miami
12-7-86 (203 rushing)
206 George Rogers vs. St. Louis
9-4-83 (all rushing)
205 Wes Chandler vs. Atlanta 9-2-79
(all receiving)

Opponent/Game

336 Willie Anderson, Rams 11-26-69
(all receiving)

PASSING

TOTAL YARDS

Career

21,734 Archie Manning, 1971-75,
77-82 (3,328 att., 1,848 comp.)
14,630 Bobby Hebert, 1985-89, 91-92
(2,055 att., 1,202 comp.)
7,490 Billy Kilmer, 1967-70 (1,116 att.,
592 att.)

Season

3,716 Archie Manning, 1980
(509 att., 309 comp.)
3,416 Archie Manning, 1978
(471 att., 291 comp.)
3,287 Bobby Hebert, 1992
(422 att., 249 comp.)

Game

377 Archie Manning at San
Francisco 12-7-80 (24-38)
355 Archie Manning at San
Francisco 9-23-79 (20-28)
355 Bobby Hebert at Phoenix
10-18-92 (19-26)

Opponent/Game

454 Jim Everett, Rams 11-26-89
(29-51)
397 Bill Kenney, Kansas City 9-8-85
(22-34)
384 Jim Zorn, at Seattle 11-18-79
(24-33)

PASS ATTEMPTS

Career

3,335 Archie Manning, 1971-75,
77-82 (1,849 completed)
2,055 Bobby Hebert, 1985-89, 91-92
(1,202 completed)
1,116 Billy Kilmer, 1967-70
(592 completed)

Season

509 Archie Manning, 1980
(309 completed)
478 Bobby Hebert, 1988
(280 completed)
471 Archie Manning, 1978
(291 completed)

Game

53 Archie Manning at Green Bay
9-10-78 (33 completed)
52 Archie Manning vs. New
England 12-10-72 (24 completed)



- 52 Archie Manning vs. San Francisco 11-23-75
(25 completed)

Opponent/Game

- 59 Steve Grogan at New England 11-12-89 (27 completed)

PASS COMPLETIONS

Career

- 1,849 Archie Manning, 1971-75, 77-82 (3,335 atts.)
1,202 Bobby Hebert, 1985-89, 91-92 (2,055 atts.)
592 Billy Kilmer, 1967-70 (1,116 atts.)

Season

- 309 Archie Manning, 1980 (509 atts.)
291 Archie Manning, 1978 (471 atts.)
280 Bobby Hebert, 1988 (478 atts.)

Game

- 33 Archie Manning at Green Bay 9-10-78 (53 atts.)
31 Bobby Hebert vs. San Francisco 10-8-89 (49 atts.)
29 Ken Stabler vs. Tampa Bay 12-5-82 (43 atts.)

Opponent/Game

- 31 Jim Everett, at Rams 12-9-90 (50 atts.)
29 Jeff Kemp at San Francisco 9-21-86 (44 atts.)
29 Jim Everett, Rams 11-26-89 (51 atts.)

MOST CONSECUTIVE COMPLETIONS

- 15 Archie Manning, 1979 (7th and 8th games)

Opponent

- 18 Don Majkowski at Green Bay 9-17-89

PASSING PERCENTAGE

Career

- 58.5 Bobby Hebert, 1985-89, 91-92 (2,055 att., 1,202 comp.)
57.2 Ken Stabler, 1982-84 (500 att., 326 comp.)
55.4 Archie Manning, 1971-75, 77-82 (3,335 att., 1,849 comp.)

Season

- 62.9 Bobby Hebert, 1989 (353 att., 222 comp.)
61.9 Ken Stabler, 1982 (189 att., 117 comp.)
61.8 Archie Manning, 1978 (471 att., 291 comp.)

Game

- 87.0 Bobby Hebert vs. Denver 11-20-88 (20-23)
84.2 Bobby Hebert vs. Dallas 9-10-89 (16-19)
78.6 Archie Manning at Tampa Bay 10-14-79 (11-14)

Opponent/Game

- 90.9 Scott Hunter at Atlanta 10-31-76 (10-11)
90.5 Lynn Dickey, Green Bay 12-13-81 (19-21)

TOUCHDOWN PASSES

Career

- 115 Archie Manning, 1971-75, 77-82
85 Bobby Hebert, 1985-89, 91-92

Season

- 23 Archie Manning, 1980
20 Billy Kilmer, 1969
20 Bobby Hebert, 1988

Game

- 6 Billy Kilmer at St. Louis 11-2-69
4 Bobby Hebert vs. San Francisco 9-4-88

Opponent/Game

- 6 Charley Johnson at St. Louis 11-2-69



PASSES HAD INTERCEPTED

Career

- 156 Archie Manning, 1971-75, 77-82
75 Bobby Hebert, 1985-89, 91-92
62 Billy Kilmer, 1967-70

Season

- 21 Archie Manning, 1972
20 Archie Manning, 1979 & 1980

Game

- 5 Archie Manning vs. Atlanta 9-16-73
5 Archie Manning vs. Rams 10-7-79

Opponent/Game

- 5 Randy Wright, Green Bay 9-14-86
5 Scott Campbell at Atlanta 11-1-87

MOST TIMES SACKED

Career

- 337 Archie Manning, 1971-75, 77-82
119 Bobby Hebert, 1985-89, 91-92
98 Dave Wilson, 1981, 83-88

Season

- 49 Archie Manning, 1975
43 Archie Manning, 1972
41 Archie Manning, 1980

Game

- 9 Dave Wilson at San Francisco 11-13-83
9 Dave Wilson at Los Angeles Rams 11-3-85

Opponent/Game

- 7 Wade Wilson at Minnesota 12-21-86

TOTAL OFFENSE

MOST RUNNING AND PASSING PLAYS

Career

- 3,693 Archie Manning, 1971-75, 77-82 (3,335 passing)
2,197 Bobby Hebert, 1985-89, 91-92 (2,055 passing)

Season

- 532 Archie Manning, 1980 (509 passing)
515 Bobby Hebert, 1988 (478 passing)
511 Archie Manning, 1972 (448 passing)
509 Archie Manning, 1978 (471 passing)

Game

- 54 Archie Manning at Green Bay 9-10-78 (53 passing)
54 Archie Manning vs. New England 12-10-72 (52 passing)

Opponent/Game

- 61 Steve Grogan at New England 11-12-89 (59 passing)

MOST TOTAL YARDS (does not include yards lost attempting to pass)

Career

- 23,792 Archie Manning, 1971-75, 77-82 (21,734 passing)
15,082 Bobby Hebert, 1985-89, 91-92 (14,630 passing)
7,789 Billy Kilmer, 1967-70 (7,490 passing)

Season

- 3,882 Archie Manning, 1980 (3,716 passing)
3,618 Archie Manning, 1978 (3,416 passing)
3,382 Bobby Hebert, 1992 (3,287 passing)

Game

- 381 Archie Manning at San Francisco 12-7-80 (377 passing)
353 Archie Manning at San Francisco 9-23-79 (355 passing)
350 Bobby Hebert at Phoenix 10-18-92 (355 passing)

**Opponent/Game**

452 Jim Everett, Rams 11-26-89
(454 passing)

PUNTING**MOST PUNTS****Career**

447 Tom Blanchard, 1974-78
(41.3 avg.)

363 Brian Hansen, 1984-88
(42.0 avg.)

289 Tommy Barnhardt, 1987,
1989-92 (42.7 avg.)

Season

101 Tom Blanchard, 1976
(39.3 avg.)

92 Tom Blanchard, 1975
(41.0 avg.)

89 Russell Erxleben, 1980
(39.2 avg.)

Game

12 Tom Blanchard vs. Minnesota
11-16-75 (42.9 avg.)

11 Steve O'Neal at San Francisco
10-21-73 (41.6 avg.)

11 Russell Erxleben vs. Washington
12-26-82 (44.7 avg.)

Opponent/Game

11 Shawn McCarthy, at New
England 11-8-93 (42.1 avg.)

HIGHEST AVERAGE**Career**

42.7 Tommy Barnhardt, 1987,
1989-92 (289 punts)

42.26 Tom McNeill, 1967-69
(130 punts)

42.0 Brian Hansen, 1984-88
(363 punts)

Season

44.0 Tommy Barnhardt, 1992
(67 punts)

43.8 Brian Hansen, 1984 (69 punts)

43.5 Tommy Barnhardt, 1991
(86 punts)

43.0 Russell Erxleben, 1982 (46 punts)

LONGEST PUNT

81 Tom McNeill vs. Dallas 9-28-69

Opponent/Longest Punt

87 Dave Finzer at Chicago 10-7-84

PUNT RETURNS**MOST RETURNS****Career**

104 Jeff Groth, 1981-84 (8.5 avg.)

75 Rich Mauti, 1977-80, 82-83
(8.1 avg.)

Season

39 Jeff Groth, 1983 (7.1 avg.)

38 Rich Mauti, 1977 (7.4 avg.)

37 Howard Stevens, 1974
(10.2 avg.)

37 Jeff Groth, 1981 (11.8 avg.)

37 Vince Buck, 1990 (8.2 avg.)

Game

6 Pete Athas vs. Houston
10-3-76 (161 yards)

6 Rod Harris at Detroit 12-3-89
(38 yards)

6 Bobby Morse vs. Indianapolis
12-24-89 (28 yards)

6 Vince Buck vs. Minnesota
9-22-91 (37 yards)

Opponent/Game

10 Mike Nelms, Washington
12-26-82 (106 yards)

MOST YARDS**Career**

887 Jeff Groth, 1981-84 (104 returns)

657 Mel Gray, 1986-88 (49 returns)

610 Rich Mauti, 1977-80, 82-83
(75 returns)

Season

436 Jeff Groth, 1981 (37 returns)

376 Howard Stevens, 1974
(37 returns)

352 Mel Gray, 1987 (24 returns)

Game

161 Pete Athas vs. Houston 10-3-76
(6 returns)

130 Mel Gray vs. Tampa Bay
12-6-87 (2 returns)

Opponent/Game

143 Chuck Latourette, St. Louis
9-29-68 (3 returns)

BEST AVERAGE**Career (min. 25 returns)**

13.4 Mel Gray, 1986-88 (49 returns)

10.1 Howard Stevens, 1973-74
(54 returns)

Season (min. 10 returns)

14.7 Mel Gray, 1987 (24 returns)

12.2 Gil Chapman, 1975 (17 returns)

12.2 Mel Gray, 1988 (25 returns)

LONGEST RETURN

80 Mel Gray vs. Tampa Bay 12-6-87

Opponent/Longest Return

88t Mike Fuller, San Diego 10-9-77

PUNTS RETURNED FOR**TOUCHDOWNS**

66 Mel Gray vs. Denver 11-20-88

56 Derrick Shepard vs. Washington
9-10-89

53 Charlie Brown vs. Pittsburgh
12-15-68

Opponent/Longest Punt Returns**for Touchdowns (Total of 13)**

88 Mike Fuller, San Diego 10-9-77

86 Chuck Latourette, St. Louis
9-29-68

84 Ron Smith at San Diego
11-18-73

**KICKOFF RETURNS****MOST RETURNS****Career**

124 Rich Mauti, 1977-80, 82-83
(22.9 avg.)

94 Mel Gray, 1986-88 (23.3 avg.)

Season

43 Margene Adkins, 1972 (23.7 avg.)

41 Jimmy Rogers, 1980 (22.9 avg.)

Game

6 Walt Roberts at Baltimore
12-10-67 (123 yds)

6 Rich Mauti vs. Atlanta 10-19-80
(137 yds)

6 Rich Mauti vs. Philadelphia
9-16-79 (131 yds)

6 Jimmy Rogers vs. Philadelphia
11-9-80 (138 yds)

6 Jimmy Rogers at San Francisco
12-7-80 (127 yds)

6 Jimmy Rogers vs. New England
12-21-80 (118 yds)

6 Mel Gray vs. San Francisco
9-4-88 (144 yds)

Opponent/Game

7 Dennis Pearson, Atlanta 9-2-79
(122 yards)

MOST YARDS**Career**

2,836 Rich Mauti, 1977-80, 82-83
(124 returns)

2,192 Mel Gray, 1986-88 (94 returns)

Season

1,020 Margene Adkins, 1972
(43 returns)

930 Jimmy Rogers, 1980 (41 returns)

Game

186 Mel Gray at San Francisco
9-21-86 (3 returns)

172 John Gilliam vs. Rams 9-17-67
(4 returns)



Opponent/Game

- 190 Deion Sanders vs. Atlanta
12-3-92 (6 returns)
189 Dave Hampton at Green Bay
11-28-71 (5 returns)

BEST AVERAGE

Career (min. 25 returns)

- 26.3 Walt Roberts, 1967 (28 returns)
26.1 John Gilliam, 1967-68, 1977
(31 returns)

Season (min. 10 returns)

- 27.9 Don Shy, 1969 (16 returns)
27.9 Mel Gray, 1986 (31 returns)
27.8 Bobby Morse, 1989 (10 returns)

KICKOFFS RETURNED FOR TOUCHDOWNS

- 101 Mel Gray at San Francisco
9-21-86
99 Bobby Morse at Detroit 12-3-89
94 John Gilliam vs. Rams 9-17-67
92 Clarence Chapman at San Francisco 11-27-77²
91 Walt Roberts vs. Philadelphia
11-5-67

Opponent/Kickoffs Returned for Touchdowns

- 105 Travis Williams at Rams 12-5-71
98 Dexter Carter at San Francisco
12-1-91
95 Nate Lewis at San Diego
11-17-91
94 Cliff Austin at Atlanta 10-20-85
93 Steve Odom, Green Bay
10-12-75
90 Dave Hampton at Green Bay
11-28-71

INTERCEPTIONS

MOST INTERCEPTIONS

Career

- 37 Dave Waymer, 1980-89
(395 yards)

- 36 Tommy Myers, 1972-81
(621 yards)

Season

- 10 Dave Whitsell, 1967 (178 yards)
9 Dave Waymer, 1986 (48 yards)

Game

- 3 Tommy Myers vs. Minnesota
9-3-78 (151 yards)
3 Dave Waymer vs. Philadelphia
10-6-85 (28 yards)
3 Reggie Sutton at Chicago
10-18-87 (42 yards)
3 Gene Atkins at Phoenix
12-22-91 (198 yards)

Opponent/Game

- 3 Pat Thomas, Rams 10-7-79
(5 yards)
3 Leonard Coleman at Indianapolis
10-12-86 (31 yards)

MOST YARDS RETURNED

Career

- 621 Tommy Myers, 1972-81
(36 returns)
395 Dave Waymer, 1980-89
(37 returns)

Season

- 198 Gene Atkins, 1991 (5 returns)
178 Dave Whitsell, 1967 (10 returns)
167 Tommy Myers, 1978 (6 returns)

Game

- 151 Tommy Myers vs. Minnesota
9-3-78 (3 returns)
99 Gene Atkins at Phoenix
12-22-91 (3 returns)
94 Bo Burris vs. Minnesota
10-13-68 (1 return)

Opponent/Game

- 93 Ross Fichtner, Cleveland
10-1-67 (2 returns)



MOST RETURNS FOR TOUCHDOWNS

Career

- 3 Brett Maxie, 1985-92
3 Jim Merlo, 1973-79
2 Toi Cook, 1987-92
2 Tommy Myers, 1972-81
2 Johnnie Poe, 1981-87
2 Dennis Winston, 1982-85
2 Dave Whitsell, 1967-69

Season

- 2 Dave Whitsell, 1967
2 Jim Merlo, 1976
2 Dennis Winston, 1984

LONGEST RETURNS

- 97t Tommy Myers vs. Minnesota
9-3-78
94t Bo Burris vs. Minnesota 10-13-68
88 Ross Fichtner, Cleveland 10-1-67#
78t Jesse Solomon at Minnesota
12-4-88

#Lateral from Erich Barnes

QUARTERBACK SACKS

MOST SACKS

Career

- 111.5 Rickey Jackson, 1981-92
76.5 Pat Swilling, 1986-92

Season

- 17 Pat Swilling, 1991 (139 yards)
16.5 Pat Swilling, 1989 (164 yards)
15.5 Wayne Martin, 1992
(102 yards)

Most Sacks by a Rookie

- 9 Renaldo Turnbull, 1990
8 Rickey Jackson, 1981

Game

- 4 Rickey Jackson at Atlanta
12-14-86 (33 yards)
4 Rickey Jackson at Detroit
9-18-88 (34 yards)

- 4 Pat Swilling vs. Tampa Bay
11-11-90 (26 yards)
4 Wayne Martin vs. Atlanta
12-3-92 (26.5 yards)

Opponent/Game

- 6 Fred Dean at San Francisco
11-13-83 (41 yards)

FUMBLES

MOST OPPONENTS' RECOVERED

Career

- 23 Rickey Jackson, 1981-92
15 Sam Mills, 1986-92
14 Dave Waymer, 1980-89

Season

- 7 Rickey Jackson, 1990
5 Joe Federspiel, 1975
5 Maurice Spencer, 1976
5 Jack Del Rio, 1985
5 James Geathers, 1989

Game

- 3 Maurice Spencer vs. Atlanta
10-10-76

LONGEST FUMBLE RETURN

- 85t Ernie Jackson vs. Atlanta
10-15-72
76t Sam Mills at Jets 12-26-92

Opponent/Longest Fumble Return

- 96t C.L. Whittington, Houston
10-3-76

MOST FUMBLES RETURNED FOR TOUCHDOWNS

Season

- 2 Robert "Pig" Goff, 1992

Career

- 2 Tommy Myers, 1972-81
2 Robert "Pig" Goff, 1990-92

MOST TIMES FUMBLED

Career

- 57 Archie Manning, 1971-75, 77-82

**Season**

11 George Rogers, 1981 (6 lost)

Game

3 Billy Kilmer at St. Louis 12-3-67

3 Billy Kilmer vs. Cleveland
10-12-693 Howard Stevens at Dallas
9-24-733 Hokie Gajan vs. Tampa Bay
9-22-85 (2 lost)3 Rueben Mayes vs. San Francisco
10-25-87 (2 lost)3 Rueben Mayes at Pittsburgh
11-29-87 (2 lost)

CHRONOLOGY OF UNIFORM CHANGES

The following is a catalogue of uniform changes since the Saints' inception in 1966:

1967 — Gold pants with black and white striping; black jerseys with gold numerals and white trim with white and gold piping on sleeves; white jerseys with gold numerals and black trim with black and gold piping on sleeves. Gold helmet with black Fleur-de-Lis on either side, and black and white striping down the middle.

1969 — For preseason games exclusively — Black helmets with gold Fleur-de-Lis on either side and gold and white striping down the middle. Helmets have been gold ever since.

1971 — The color of the numerals changed. Black with gold trim on white jerseys and white with gold trim on black jerseys.

1975 — Pants were changed from gold to white with black and gold striping.

1976 — Black pants were introduced to be worn with white jerseys. Gold and white striping down the sides. Same white pants worn with the black jerseys. The facemask changed from grey to black.

1983 — Numbers changed to "San Diego-style" numerals. Thin border around the number with no direct contact between the number and the border. The second change was from socks with black and gold piping to solid black.

1986 — Gold pants with wide solid black stripes were initiated. The state Fleur-de-Lis patch appears on either side of the pants. The jersey was redesigned with TV numbers on the shoulders, and the state Fleur-de-Lis on either sleeve. The stripes on the sleeves were eliminated. The socks feature a wide gold stripe on a black background.

1991 — 25th anniversary patches were worn on the left shoulder.



SAINTS TEAM RECORDS

*Records set as a result of the (1982) nine-game season

SCORING MOST POINTS

Season

422 1987

386 1989

370 1979

Opponent/Season

487 1980

Game

51 Saints 51 at St. Louis 42, 11-2-69

51 Saints 51 at Seattle 27, 11-21-76

Opponent/Game

62 Atlanta 62 at Saints 7, 9-16-73

Half

42 at Tampa Bay 10-14-79 (2nd)

Opponent/Half

38 Atlanta 9-16-73 (2nd)

Quarter

28 at Seattle 11-21-76 (3rd)

28 vs. Oakland 12-3-79 (2nd)

Opponent/Quarter

28 at Philadelphia 11-19-67 (2nd)

28 at Chicago 10-10-71 (2nd)

28 vs. Rams 10-7-79 (2nd)

FEWEST POINTS

Season

129 1982*

163 1973

165 1975

166 1974

Opponent/Season

160 1982*

202 1992

211 1991

Game0 10 times (last time at New
England 12-4-83)**Opponent/Game**0 11 times (last time vs. Jets
12-26-92)

MOST TOUCHDOWNS

Season

46 1979, 1987, 1989

Opponent/Season

60 1980

Game

7 at St. Louis 11-2-69

6 at Seattle 11-21-76

6 at Chicago 10-2-77

6 at Tampa Bay 10-14-79

6 vs. Denver 11-20-88

Opponent/Game

8 Atlanta, 9-16-73

FEWEST TOUCHDOWNS

Season

16 1973, 1982*

17 1970

Opponent/Season

19 1982*

23 1991

MOST GAMES WITHOUT YIELDING A TOUCHDOWN

5 1991 (2 Shutouts)

MOST TOUCHDOWNS RUSHING

Season

28 1979

20 1983, 1987

Opponent/Season

28 1980

Game

5 at Tampa Bay 10-14-79

Opponent/Game

5 at St. Louis 10-23-77

**FEWEST TOUCHDOWNS RUSHING****Season**

4 1970, 1985
5 1972, 1973

Opponent/Season

6 1987, 1991
7 1988

MOST TOUCHDOWNS PASSING**Season**

26 1980
23 1987, 1989

Opponent/Season

32 1969
31 1980

Game

6 at St. Louis 11-2-69

Opponent/Game

6 at St. Louis 11-2-69

FEWEST TOUCHDOWNS PASSING**Season**

8 1975, 1976, 1981, 1982*

Opponent/Season

11 1982*
12 1991

MOST FIELD GOALS**Season**

33 1987 (42 attempts)
31 1985 (35 attempts)

Opponent/Season

31 1972 (34 attempts)

Game

5 at Green Bay (Milw.) 11-28-71
(6 attempts)
5 vs. Los Angeles Rams 12-1-85
(5 attempts)
5 vs. San Francisco 10-25-87
(7 attempts)
5 vs. Atlanta 12-3-92 (5 attempts)

Opponent/Game

6 at Jets 12-3-72 (7 attempts)
6 San Francisco 10-16-83
(6 attempts)

MOST DEFENSIVE TOUCHDOWNS**Season**

6 1992
4 1976, 1984, 1985

Opponent/Season

5 1975, 1983

MOST POINTS AFTER TOUCHDOWN**Season**

44 1979 (46 attempts)
44 1989 (46 attempts)
43 1987 (46 attempts)

Opponent/Season

56 1980 (60 attempts)

Game

6 at St. Louis 11-2-69 (7 attempts)
6 at Seattle 11-21-76 (6 attempts)
6 at Chicago 10-2-77 (6 attempts)
6 at Tampa Bay 10-14-79 (6 atts.)
6 vs. Denver 11-20-88 (6 attempts)

Opponent/Game

8 Atlanta, 9-16-73 (8 attempts)

FEWEST POINTS AFTER TOUCHDOWN**Season**

15 1982* (16 attempts)
16 1970 (17 attempts)
16 1973 (16 attempts)

Opponent/Season

19 1982* (19 attempts)
22 1991 (23 attempts)
22 1992 (24 attempts)

GREATEST MARGIN OF VICTORY

42 Denver 0 at Saints 42, 11-20-88

GREATEST MARGIN OF DEFEAT

55 Atlanta 62 at Saints 7, 9-16-73

MOST CONSECUTIVE GAMES SCORING

145 Current, beginning game 15, 1983

**LONGEST WINNING STREAK**

9 1987 (games 7-15)
9 Last 2 of 1990, first 7 of 1991

LONGEST LOSING STREAK

14 First 14 games of 1980

FIRST DOWNS MOST FIRST DOWNS**Season**

315 1979
305 1988
304 1987, 1989

Opponent/Season

360 1980

Game

32 vs. Atlanta 1-2-83
30 at St. Louis 10-11-87

Opponent/Game

35 Atlanta 9-2-79

FEWEST FIRST DOWNS**Season**

173 1982*
183 1970

Opponent/Season

150 1982*
215 1991

Game

2 at San Francisco 10-21-73
3 vs. St. Louis 10-5-80

Opponent/Game

6 vs. Rams, 9-15-91
6 vs. Minnesota 9-22-91
6 vs. Raiders 12-16-91
6 at New England 11-8-92

MOST FIRST DOWNS RUSHING**Season**

160 1979
135 1983
131 1984

Opponent/Season

178 1980

Game

19 at Seattle 11-21-76

Opponent/Game

23 St. Louis 10-4-80

FEWEST FIRST DOWNS RUSHING**Season**

67 1967
79 1982*
80 1968

Opponent/Season

58 1982*
63 1991

Game

0 at Philadelphia 10-26-69
0 vs. St. Louis 10-5-80

Opponent/Game

0 vs. New England 11-30-86
0 at Detroit 9-18-88

MOST FIRST DOWNS PASSING**Season**

183 1980
178 1988
167 1989

Opponent/Season

198 1989
197 1986

Game

18 vs. Tampa Bay 12-5-82

Opponent/Game

22 at San Francisco 11-13-83

FEWEST FIRST DOWNS PASSING**Season**

76 1982*
82 1975

Opponent/Season

81 1982*
103 1977

**Game**

0 at San Francisco 10-21-73

Opponent/Game

0 at St. Louis 10-11-87

MOST FIRST DOWNS BY PENALTY**Season**

31 1969, 1971

30 1984

Opponent/Season

34 1987

Game

7 at Jets 10-26-86

7 at Tampa Bay 9-24-89

Opponent/Game

6 San Francisco, 10-25-87

6 at New England 11-12-89

NET YARDS**MOST YARDS GAINED****Season**5,627 1979 (2,476 rushing,
3,151 passing)5,328 1989 (1,948 rushing,
3,380 passing)5,131 1988 (2,046 rushing,
3,085 passing)**Opponent/Season**6,218 1980 (3,106 rushing,
3,112 passing)**Game**526 vs. Miami 12-7-86 (257
rushing, 269 passing)519 at San Francisco 12-7-80
(143 rushing, 376 passing)512 vs. Atlanta 9-2-79 (188
rushing, 324 passing)512 at San Francisco 9-23-79
(174 rushing, 338 passing)**Opponent/Game**552 Atlanta 9-2-79 (257 rushing,
295 passing)**FEWEST YARDS GAINED****Season**2,655 1982* (1,257 rushing,
1,398 passing)3,189 1975 (1,642 rushing,
1,547 passing)**Opponent/Season**2,607 1982* (974 rushing,
1,633 passing)3,795 1974 (1,758 rushing,
2,039 passing)3,933 1991 (1,213 rushing,
2,720 passing)**Game**60 vs. Minnesota 11-16-75
(67 rushing, -7 passing)80 vs. St. Louis 10-5-80
(15 rushing, 65 passing)82 at San Francisco 10-21-73
(97 rushing, -15 passing)**Opponent/Game**117 vs. Raiders 12-16-91
(71 rushing, 46 passing)120 vs. Rams 9-15-91 (77 rushing,
43 passing)**HIGHEST AVERAGE PER
OFFENSIVE PLAY****Season**

5.7 1979 (995-5,627)

Opponent/Season

5.6 1980 (1,101-6,218)

Game

8.1 vs. Atlanta 9-2-79 (512 yards)

Opponent/Game

8.1 at St. Louis 11-2-69 (473 yards)

**LOWEST AVERAGE PER
OFFENSIVE PLAY****Season**

3.5 1975 (908-3,189)

Opponent/Season

4.3 1992 (949-4,075)

**RUSHING
MOST YARDS****Season**

2,476 1979 (551 carries)

2,461 1983 (595 carries)

2,286 1981 (546 carries)

Opponent/Season

3,106 1980 (630 carries)

Game

307 at Rams 11-8-81 (52 carries)

299 at Kansas City 9-26-76
(44 carries)

276 at Rams 12-16-79 (54 carries)

272 vs. St. Louis 9-4-83 (40 carries)

Opponent/Game

340 Rams 11-25-73 (55 carries)

FEWEST YARDS**Season**

1,193 1967 (334 carries)

1,215 1970 (371 carries)

1,230 1972 (336 carries)

Opponent/Season

974 1982* (255 carries)

1,213 1991 (335 carries)

Game7 vs. San Francisco 10-1-72
(16 carries)

15 vs. St. Louis 10-5-80 (9 carries)

Opponent/Game2 New England 11-30-86
(18 carries)

14 Giants 11-27-88 (17 carries)

MOST ATTEMPTS**Season**

595 1983 (2,461 yards)

569 1987 (2,190 yards)

546 1981 (2,286 yards)

Opponent/Season

630 1980 (3,106 yards)

623 1977 (2,729 yards)

Game

55 at Atlanta 10-20-74 (232 yards)

55 at San Francisco 10-15-78
(175 yards)**Opponent/Game**

62 St. Louis 10-5-80 (330 yards)

FEWEST ATTEMPTS**Season**

331 1982* (1,257 yards)

334 1967 (1,193 yards)

336 1972 (1,230 yards)

Opponent/Season

255 1982* (974 yards)

334 1991 (1,213 yards)

Game

9 vs. St. Louis 10-5-80 (15 yards)

Opponent/Game

10 Dallas 9-10-89 (20 yards)

HIGHEST AVERAGE PER RUSH**Season**

4.5 1979 (551-2,476)

Opponent/Season

4.9 1980 (630-3,106)

Game

7.1 vs. Miami 12-7-86 (36-257)

Opponent/Game

7.5 at Rams 12-5-71 (39-293)

LOWEST AVERAGE PER RUSH**Season**

3.3 1970 (371-1,215)

Opponent/Season

3.2 1986 (486-1,559)

Game

0.4 vs. San Francisco 10-1-72 (16-7)

Opponent/Game

0.1 New England 11-30-86 (18-2)

PASSING**MOST NET YARDS****Season**

3,648 1980

3,380 1989

**Opponent/Season**

3,860 1989

Game

376 at San Francisco 12-7-80
 349 at Phoenix 10-18-92
 345 at St. Louis 11-2-69
 340 at Pittsburgh 11-5-78

Opponent/Game

415 Rams 11-26-89

FEWEST NET YARDS**Season**

1,398 1982*
 1,547 1975
 1,573 1977

Opponent/Season

1,633 1982*
 1,900 1977

Game

-15 at San Francisco 10-21-73
 -7 vs. Minnesota 11-16-75
 0 at San Francisco 10-17-76

Opponent/Game

4 at St. Louis 10-11-87
 16 at New England 12-4-83

MOST ATTEMPTS**Season**

566 1980 (334 completed)
 508 1985 (260 completed)
 506 1991 (292 completed)

Opponent/Season

577 1989 (320 completed)
 575 1986 (330 completed)

Game

53 at Green Bay 9-10-78
 (33 completed)
 52 vs. New England 12-10-72
 (24 completed)
 52 vs. San Francisco 11-23-75
 (25 completed)

Opponent/Game59 at New England 11-12-89
(27 completed)**FEWEST ATTEMPTS****Season**

248 1982* (137 completed)
 321 1977 (166 completed)

Opponent/Season

245 1982* (149 completed)
 333 1971 (175 completed)

Game4 at San Francisco 10-15-78
(2 completed)**Opponent/Game**

10 at New England 12-4-83
 (3 completed)
 10 at St. Louis 10-11-87
 (3 completed)

MOST COMPLETIONS**Season**

334 1980 (566 attempts)
 294 1978 (479 attempts)
 292 1991 (506 attempts)

Opponent/Season

330 1986 (575 attempts)

Game33 vs. Green Bay 9-10-78
(53 attempts)**Opponent/Game**

31 at Rams 12-9-90 (50 attempts)
 30 vs. Seattle 9-1-91 (41 attempts)

FEWEST COMPLETIONS**Season**

137 1982* (248 attempts)
 163 1973 (338 attempts)
 166 1977 (321 attempts)

Opponent/Season

149 1982* (245 attempts)
 153 1968 (366 attempts)
 154 1977 (290 attempts)

Game2 at San Francisco 10-15-78
(4 attempts)**Opponent/Game**

3 at New England 12-4-83
 (10 attempts)
 3 at St. Louis 10-11-87
 (10 attempts)

BEST COMPLETION PERCENTAGE**Season**

61.6 1989 (284-461)
 61.4 1978 (294-479)

Opponent/Season

60.9 1981 (287-471)
 60.8 1982 (149-245)

Game

87.0 vs. Denver 11-20-88 (20-23)
 84.2 vs. Dallas 9-10-89 (16-19)

Opponent/Game

90.5 Green Bay 12-13-81 (19-21)

LOWEST COMPLETION PERCENTAGE**Season**

46.2 1975 (181-392)
 47.0 1971 (182-387)

Opponent/Season

41.8 1968 (153-366)

Game

23.5 vs. Rams 9-13-81 (4-17)
 26.9 at Chicago 10-7-84 (7-26)
 27.0 at Minnesota 12-4-88 (10-37)
 27.3 at Dallas 12-19-82 (6-22)

Opponent/Game

22.7 Chicago 10-27-91 (5-22)

MOST PASSES HAD INTERCEPTED**Season**

29 1968
 28 1984

Opponent/Season

31 1987
 29 1991

Game

6 vs. Atlanta 9-16-73
 5 vs. Rams 10-7-79

Opponent/Game

7 Green Bay 9-14-86

FEWEST PASSES HAD INTERCEPTED**Season**

12 1987
 14 1971, 1976, 1982*

Opponent/Season

8 1990
 9 1982*
 10 1977

INTERCEPTIONS MOST INTERCEPTIONS**Season**

31 1987
 29 1991

Opponent/Season

29 1968

Game

7 vs. Green Bay 9-14-86
 5 at Atlanta 11-1-87
 5 vs. Giants 11-22-87
 5 at Philadelphia 10-13-91
 5 at Phoenix 12-22-91

Opponent/Game

6 Atlanta 9-16-73

FEWEST INTERCEPTIONS**Season**

8 1990
 9 1982*
 10 1977

Opponent/Season

12 1987

MOST RETURN YARDAGE**Season**

482 1991 (29 returns)
 412 1983 (23 returns)

Opponent/Season

479 1981 (27 returns)

**Game**

176 vs. Minnesota 9-3-78 (4 returns)
126 vs. Minnesota 10-13-68 (2 returns)

Opponent/Game

136 at Minnesota 12-4-88 (2 returns)

FEWEST RETURN YARDAGE**Season**

73 1969 (12 returns)
83 1977 (10 returns)

Opponent/Season

79 1982* (14 returns)
140 1976 (14 returns)

MOST RETURNS FOR TOUCHDOWNS**Season**

3 1976, 1983, 1984, 1992

Opponent/Season

5 1983
4 1977

Game

1 29 times

Opponent/Game

3 Tampa Bay 12-11-77
2 at Green Bay 12-2-73
2 Rams 12-18-83
2 at Minnesota 12-4-88

FUMBLES MOST FUMBLES**Season**

40 1981 (20 lost)
36 1983 (22 lost)

Opponent/Season

43 1975 (22 lost)

Game

7 at Rams 11-8-81 (2 lost)
7 vs. New England 11-30-86 (5 lost)

Opponent/Game

7 Cleveland 12-12-71 (5 lost)
7 at Rams 12-16-79 (4 lost)
7 at Jets 10-26-86 (2 lost)

FEWEST FUMBLES**Season**

17 1982* (10 lost)
19 1968 (11 lost)
20 1977 (11 lost)

Opponent/Season

20 1969 (10 lost)

MOST FUMBLES LOST**Season**

22 1983 (36 fumbles)
20 1981 (40 fumbles)

Opponent/Season

27 1976 (37 fumbles)

Game

5 vs. New England 11-30-86
(7 fumbles)

Opponent/Game

5 Dallas 11-3-68
5 Cleveland 12-12-71
5 at Atlanta 11-25-79

FEWEST FUMBLES LOST**Season**

10 1982* (17 fumbles)
11 1968, 1971, 1974, 1977

Opponent/Season

10 1967, 1969, 1984

MOST FUMBLES RETURNED FOR TOUCHDOWNS**Season**

3 1992
2 1971, 1972, 1975, 1976,
1983, 1985

Opponent/Season

4 1975

Game

2 at San Francisco 10-19-75

Opponent/Game

2 at St. Louis 10-11-87

**TURNOVERS MOST TURNOVERS****Season**

47 1981 & 1983
41 1984

Opponent/Season

49 1987
45 1971

Game

8 vs. Atlanta 9-16-73
8 vs. Detroit 10-28-90

Opponent/Game

7 Dallas 11-3-68
7 Cleveland 12-12-71
7 Green Bay 9-14-86
7 Giants 11-22-87
7 at Phoenix 12-22-91

FEWEST TURNOVERS**Season**

24 1982*
25 1971

Opponent/Season

22 1969 & 1982*
23 1984

QUARTERBACK SACKS MOST SACKS**Season**

57 1992 (376 yards)
56 1983 (437 yards)
55 1984 (420 yards)

Opponent/Season

58 1985 (461 yards)

Game

9 vs. Rams 12-1-85 (69 yards)
8 vs. Chicago 9-18-83 (73 yards)

Opponent/Game

9 Rams 10-24-76 (78 yards)
9 at San Francisco 11-13-83
(77 yards)
9 at Rams 11-3-85 (63 yards)

FEWEST SACKS**Season**

17 1970 (136 yards)
23 1967 (199 yards)

Opponent/Season

15 1992 (119 yards)
17 1979 (140 yards)
19 1991 (160 yards)

MOST YARDS ON SACKS**Season**

437 1983 (56 sacks)
420 1984 (55 sacks)

Opponent/Season

461 1985 (58 sacks)

Game

73 vs. Chicago 9-18-83 (8 sacks)

Opponent/Game

81 vs. San Diego 10-9-77 (8 sacks)

PUNTING MOST PUNTS**Season**

101 1976 (39.3 avg.)
92 1975 (41.0 avg.)
91 1974 (41.8 avg.)

Opponent/Season

89 1992 (41.1 avg.)
88 1991 (42.3 avg.)
87 1976 (39.9 avg.)

Game

12 vs. Minnesota 11-16-75
11 at San Francisco 10-21-73
11 vs. Washington 12-26-82

Opponent/Game

11 at New England 11-8-92
10 at Atlanta 10-20-74
10 Houston 10-3-76
10 at Raiders 10-13-85



FEWEST PUNTS

Season

46 1982* (43.0 avg.)
49 1969 (41.4 avg.)

Opponent/Season

50 1971 (41.2 avg.)

Game

0 vs. Atlanta 1-2-83
1 8 different times

Opponent/Game

0 at Giants 10-8-67
0 at San Francisco 11-14-71
0 Cleveland 9-13-87
1 14 different times

BEST AVERAGE

Season

44.0 1992 (67 punts)
43.1 1984 (70 punts)
43.0 1991 (87 punts)

Opponent/Season

44.5 1973 (63 punts)

LOWEST AVERAGE

Season

37.6 1968 (75 punts)
39.0 1989 (71 punts)

Opponent/Season

37.5 1987 (73 punts)

PUNT RETURNS MOST RETURNS

Season

53 1989 (428 yards)
47 1986 (377 yards)

Opponent/Season

65 1976 (739 yards)

Game

7 vs. New England 11-30-86
(66 yards)
7 at Detroit 12-3-89 (48 yards)

Opponent/Game

10 Washington 12-26-82 (106 yards)

FEWEST RETURNS

Season

16 1971 (100 yards)
16 1972 (43 yards)

Opponent/Season

27 1969 (176 yards)

MOST YARDS RETURNED

Season

468 1987 (41 returns)
428 1989 (53 returns)

Opponent/Season

906 1974 (59 returns)

Game

161 vs. Houston 10-3-76 (6 returns)

Opponent/Game

143 St. Louis 9-29-68 (3 returns)

BEST AVERAGE

Season

11.8 1988 (35 returns)
11.4 1987 (41 returns)

Opponent/Season

15.4 1974 (59 returns)

LOWEST AVERAGE

Season

2.7 1972 (16 returns)
3.4 1967 (23 returns)

Opponent/Season

5.8 1971 (43 returns)

KICKOFF RETURNS MOST RETURNS

Season

88 1980 (22.5 avg.)
72 1967 (24.2 avg.)
72 1984 (20.3 avg.)

Opponent/Season

76 1979 (20.0 avg.)

Game

9 at Philadelphia 11-19-67
(231 yards)



PENALTIES MOST PENALTIES

Season

112 1978 (1,044 yards)
109 1981 (899 yards)
109 1986 (855 yards)
108 1987 (994 yards)
108 1990 (829 yards)

Opponent/Season

119 1984 (1,025 yards)

Game

14 vs. Minnesota 9-3-78 (132 yards)
14 vs. St. Louis 9-4-83 (101 yards)
14 vs. Philadelphia 10-6-85
(107 yards)

Opponent/Game

14 at Rams 12-5-71 (119 yards)
14 Atlanta 9-2-84 (143 yards)

FEWEST PENALTIES

Season

58 1973 (516 yards)
60 1992 (567 yards)

Opponent/Season

50 1982* (454 yards)
53 1972 (711 yards)

Game

0 vs. Seattle 11-10-85

Opponent/Game

0 at Washington 9-21-75
0 at San Francisco 12-11-88
0 at San Francisco 12-23-90

MOST PENALTY YARDS

Season

1,044 1978 (112 penalties)
1,029 1970 (91 penalties)
994 1987 (108 penalties)

Opponent/Season

1,079 1981 (117 penalties)

Game

142 at Giants 10-6-68 (12 penalties)

9 vs. San Francisco 10-1-72
(201 yards)

Opponent/Game

8 Washington 9-22-68 (140 yards)
8 Atlanta 9-2-79 (127 yards)

FEWEST RETURNS

Season

26 1982* (22.2 avg.)
42 1992 (19.4 avg.)
47 1973 (20.1 avg.)

Opponent/Season

20 1982* (19.4 avg.)
33 1973 (21.9 avg.)

MOST YARDS RETURNED

Season

1,983 1980 (22.5 avg.)
1,739 1967 (24.2 avg.)

Opponent/Season

1,523 1979 (20.0 avg.)

Game

233 at San Francisco 9-21-86
(5 returns)
231 at Philadelphia 11-19-67
(9 returns)

Opponent/Game

190 at San Francisco 10-22-67
(4 returns)

BEST AVERAGE

Season

24.2 1967 (72 returns)
24.2 1986 (55 returns)

Opponent/Season

25.5 1975 (42 returns)

LOWEST AVERAGE

Season

17.6 1991 (50 returns)

Opponent/Season

16.2 1990 (36 returns)

**Opponent/Game**

143 Atlanta 9-2-84 (14 penalties)

FEWEST PENALTY YARDS**Season**

514 1982* (64 penalties)

516 1973 (58 penalties)

Opponent/Season

454 1982* (50 penalties)

628 1988 (77 penalties)

SAFETIES**MOST SAFETIES****Season**

3 1989

2 1987, 1988

THE LAST TIME

INTERCEPTED PASS RETURNED FOR TD — Dec. 3, 1992 by Toi Cook, 48 yards vs. Atlanta; Nov. 29, 1992 by Vince Buck, 34 yards vs. Miami; Sep. 13, 1992, by Reginald Jones, 71 yards vs. Chicago.

Opponent — Nov. 8, 1992 by Vincent Brown, 49 yards, at New England; Nov. 1, 1992, by Broderick Thomas, 56 yards, Tampa Bay.

FUMBLE RECOVERY RETURNED FOR TD — Nov. 29, 1992, by Robert "Pig" Goff, 28 yards vs. Miami. Sep. 13, 1992, by Robert "Pig" Goff, 19 yards vs. Chicago.

Opponent — Dec. 3, 1992, by Jessie Tuggle, Atlanta, 69 yards.

FUMBLE RECOVERED IN END ZONE FOR TD — Dec. 18, 1983, by Steve Korte vs. Los Angeles Rams.

Opponent — Oct. 21, 1984, by Jim Jeffcoat at Dallas.

BLOCKED PUNT RETURNED FOR TD — Nov. 17, 1991, by Frank Warren, 37 yards at San Diego.

Opponent — Nov. 30, 1986, by Mosi Tatupu, New England, 17 yards.

BLOCKED FG ATTEMPT RETURNED FOR TD — Oct. 16, 1988, by Dave Waymer, 58 yards at Seattle.

Opponent — Sept. 25, 1983, by Ron Fellows at Dallas, 62 yards.

PUNT RETURN FOR TD — Sep. 10, 1989, by Derrick Shepard, 56 yards vs. Dallas.

Opponent — Nov. 19, 1984, by Louis Lipps, Pittsburgh, 76 yards.

KICKOFF RETURN FOR TD — Dec. 3, 1989, by Bobby Morse, 99 yards at Detroit.

Opponent — Dec. 1, 1991, by Dexter Carter, at San Francisco, 98 yards; Nov. 17, 1991, by Nate Lewis, at San Diego, 95 yards.

SAFETY — Oct. 15, 1990, Robert Massey blocked punt out of end zone, vs. Cleveland.

Opponent — Sep. 16, 1990, Mark Dusbabek tackled Dalton Hilliard in end zone, at Minnesota.

100-YARD RUSHER — Nov. 24, 1991, by Fred McAfee, 138 yards (28 atts.), vs. Atlanta.

Opponent — Dec. 20, 1992, by Thurman Thomas, 115 yards (24 atts.), Buffalo.

300-YARD PASSER — Nov. 15, 1992, by Bobby Hebert, 301 yards, at San Francisco.

Opponent — Dec. 1, 1991, by Steve Bono, 347 yards, at San Francisco.

100-YARD RECEIVER — Oct. 18, 1992, by Eric Martin, 151 yards (8 rec.), at Phoenix.

Opponent — Dec. 8, 1991, by Michael Irvin, 101 yards (5 rec.), at Dallas.

Opponent/Season

3 1983

2 1969, 1973, 1976

Game

2 vs. Cleveland 9-13-87

1 12 different times

Opponent/Game

1 18 different times

TWO-TEAM RECORDS

SCORING**MOST POINTS**

93 New Orleans 51 at St. Louis 42, 11-2-69

FEWEST POINTS

6 Rams 0 at New Orleans 6, 11-9-86

MOST TOUCHDOWNS

13 New Orleans 7 at St. Louis 6, 11-2-69

FEWEST TOUCHDOWNS

0 Rams at New Orleans, 11-9-86

FIRST DOWNS**MOST FIRST DOWNS**

58 Atlanta 35 at New Orleans 23, 9-2-79

FEWEST FIRST DOWNS

20 Minnesota 8 at New Orleans 12, 9-12-70

NET YARDS**MOST YARDS GAINED**

1,064 Atlanta 552 at New Orleans 512, 9-2-79

FEWEST YARDS GAINED

366 New Orleans 162 at Philadelphia 204, 10-13-91

RUSHING**MOST RUSHES**

86 New Orleans 39 at Atlanta 47, 12-16-73

MOST YARDS

490 Rams 340 at New Orleans 150, 11-25-73

FEWEST YARDS

89 Seattle 46 at New Orleans 43, 9-1-91

MOST TOUCHDOWNS RUSHING

7 New Orleans 4, at Seattle 3, 11-21-76

PASSING**MOST YARDS**

719 New Orleans 374 at St. Louis 345, 11-2-69

FEWEST YARDS

77 San Francisco 44 at New Orleans 33, 11-13-77

80 New Orleans 19 at San Francisco 61, 11-27-77

MOST PASSES ATTEMPTED

83 Kansas City 35 at New Orleans 48, 9-8-85

83 New Orleans 42 at San Francisco 41, 12-1-91

MOST PASSES COMPLETED

52 San Francisco 21 at New Orleans 31, 10-8-89

52 New Orleans 25 at San Francisco 27, 12-1-91

MOST TOUCHDOWNS PASSING

12 New Orleans 6 at St. Louis 6, 11-2-69

MOST PASSES HAD INTERCEPTED

9 Green Bay 7 at New Orleans, 2, 9-14-86

PUNTS**MOST PUNTS**

20 New Orleans 10 at Atlanta 10, 10-20-74

FEWEST PUNTS

2 New Orleans 1 at Washington 1, 11-18-90

PENALTIES**MOST PENALTIES**

23 Atlanta 14 at New Orleans 9, 9-2-84

FEWEST PENALTIES

2 New Orleans 2 at San Francisco 0, 12-11-88

2 Atlanta 1 at New Orleans 1, 12-3-92

MOST YARDS PENALIZED

218 Atlanta 143 at New Orleans 75, 9-2-84

FEWEST YARDS PENALIZED

11 New Orleans 11 at San Francisco 0, 12-11-88

FUMBLES**MOST FUMBLES**

10 Cleveland 7 at New Orleans 3, 12-12-71

MOST FUMBLES LOST

8 Cleveland 5 at New Orleans 3, 12-12-71

TURNOVERS**MOST TURNOVERS**

11 Dallas 7 at New Orleans 4, 11-3-68

11 Chicago 5 at New Orleans 6, 9-18-83

QUARTERBACK SACKS**MOST SACKS**

14 Chicago 6 at New Orleans 8, 9-18-83





NFL 1992 STANDINGS

NFC

EASTERN DIVISION

	W	L	T	Pct.	Pts.	OP
Dallas	13	3	0	.813	409	243
Philadelphia	11	5	0	.688	354	245
Washington	9	7	0	.563	300	255
N.Y. Giants	6	10	0	.375	306	367
Phoenix	4	12	0	.250	243	332

CENTRAL DIVISION

	W	L	T	Pct.	Pts.	OP
Minnesota	11	5	0	.688	374	249
Green Bay	9	7	0	.563	276	296
Tampa Bay	5	11	0	.313	267	365
Chicago	5	11	0	.313	295	361
Detroit	5	11	0	.313	273	332

WESTERN DIVISION

	W	L	T	Pct.	Pts.	OP
San Francisco	14	2	0	.875	431	236
New Orleans	12	4	0	.750	330	202
Atlanta	6	10	0	.375	327	414
L.A. Rams	6	10	0	.375	313	383

AFC

EASTERN DIVISION

	W	L	T	Pct.	Pts.	OP
Miami	11	5	0	.688	340	281
Buffalo	11	5	0	.688	381	283
Indianapolis	9	7	0	.563	216	302
N.Y. Jets	4	12	0	.250	220	315
New England	2	14	0	.125	205	363

CENTRAL DIVISION

	W	L	T	Pct.	Pts.	OP
Pittsburgh	11	5	0	.688	299	225
Houston	10	6	0	.625	352	258
Cleveland	7	9	0	.438	272	275
Cincinnati	5	11	0	.313	274	364

WESTERN DIVISION

	W	L	T	Pct.	Pts.	OP
San Diego	11	5	0	.688	335	241
Kansas City	10	6	0	.625	348	282
Denver	8	8	0	.500	262	329
L.A. Raiders	7	9	0	.438	249	281
Seattle	2	14	0	.125	140	312

1992 POSTSEASON GAMES

(Home Team in CAPS)

FIRST-ROUND GAMES

Washington 24, MINNESOTA 7 (57,353)	SAN DIEGO 17, Kansas City 0 (58,278)
Philadelphia 36, NEW ORLEANS 20 (68,893)	BUFFALO 41, Houston 38 (OT) (75,141)

DIVISIONAL PLAYOFFS

SAN FRANCISCO 20, Washington 13 (64,991)	Buffalo 24, PITTSBURGH 3 (60,407)
DALLAS 34, Philadelphia 10 (63,721)	MIAMI 31, San Diego 0 (71,224)

CONFERENCE CHAMPIONSHIPS

Dallas 30, SAN FRANCISCO 20 (64,920)	Buffalo 29, MIAMI 10 (72,703)
--------------------------------------	-------------------------------

SUPER BOWL XXVII at Rose Bowl, Pasadena, California

Dallas 52, Buffalo 17 (98,374)

AFC-NFC PRO BOWL at Honolulu, Hawaii

AFC 23, NFC 20 (OT) (50,007)



NFL PLAYOFF TIEBREAKERS

DIVISION TIEBREAKER

Two Clubs

1. Head-to-Head (best won-lost-tied percentage in games between the clubs).
2. Best won-lost-tied percentage in games played within the division.
3. Best won-lost-tied percentage in games played within the conference.
4. Best won-lost-tied percentage in common games, if applicable.
5. Best net points in division games.
6. Best net points in all games.
7. Strength of schedule.
8. Best net touchdowns in all games.
9. Coin toss.

Three or More Clubs

(Note: If one team wins a multiple-team tiebreaker to advance to playoff round, the remaining teams revert to step 1 of applicable two-club format).

1. Head-to-Head (best won-lost-tied percentage in games among the clubs).
2. Best won-lost-tied percentage in games played within the division.
3. Best won-lost-tied percentage in games played within the conference.
4. Best won-lost-tied percentage in common games.
5. Best net points in division games.
6. Best net points in all games.
7. Strength of schedule.
8. Best net touchdowns in all games.
9. Coin toss.

WILDCARD TIES

1. If all tied clubs are from the same division, apply division tiebreaker.
2. If the tied clubs are from different divisions, apply the following steps.

Two Clubs

1. Head-to-Head, if applicable.
2. Best won-lost-tied percentage played within the conference.
3. Best won-lost-tied percentage in common games, minimum of four.
4. Best average net points in conference games.
5. Best net points in all games.
6. Strength of schedule.
7. Best net touchdowns in all games.
8. Coin toss.

Three or More Clubs

(Note: If one team wins a multiple-team tiebreaker to advance to playoff round, the remaining teams revert to step 1 of applicable two-club format).

1. Head-to-Head sweep (applicable only if one club has defeated each of the others or one club has lost to each of the others).
2. Best won-lost-tied percentage in games played within the conference.
3. Best won-lost-tied percentage in common games, minimum of four.
4. Best average net points in conference games.
5. Best net points in all games.
6. Strength of schedule.
7. Best net touchdowns in all games.
8. Coin toss.



1993 NFL PRESEASON SCHEDULE

(All Times Local)

FRIDAY, JULY 30	
Buffalo at Detroit	7:30
SATURDAY, JULY 31	
Hall of Fame Game at Canton, Ohio	
L.A. Raiders vs. Green Bay (ABC)	3:00
American Bowl '93 at Tokyo, Japan	
New Orleans vs. Philadelphia (ESPN) ...9:00*	
SUNDAY, AUGUST 1	
Minnesota at Dallas	7:00
American Bowl '93 at Barcelona, Spain	
Pittsburgh vs. San Francisco (NBC)	12:00*
FIRST WEEK	
FRIDAY, AUGUST 6	
Miami at Atlanta	7:30
SATURDAY, AUGUST 7	
American Bowl '93 at Berlin, Germany	
Buffalo vs. Minnesota (NBC)	12:00*
Denver at Tampa Bay	7:30
Houston vs. New Orleans at San Antonio	
Indianapolis at Seattle	6:00
Kansas City vs. Green Bay at Milwaukee	7:00
Los Angeles Raiders vs. San Francisco at Stanford Stadium	1:00
Los Angeles Rams at Phoenix	7:30
New England at San Diego	6:00
New York Giants at Cincinnati	7:30
New York Jets at Pittsburgh	6:00
SUNDAY, AUGUST 8	
American Bowl '93 at London, England	
Dallas vs. Detroit (CBS)	12:30*
Chicago at Philadelphia (TNT)	8:00
MONDAY, AUGUST 9	
Cleveland at Washington (ABC)	8:00
SECOND WEEK	
THURSDAY, AUGUST 12	
Buffalo at Kansas City (TNT)	7:00
FRIDAY, AUGUST 13	
Philadelphia at New York Jets	7:30
SATURDAY, AUGUST 14	
Cincinnati at Indianapolis	7:00
Los Angeles Raiders at Dallas (ESPN)	8:00
New England vs. Cleveland at Toronto	7:30
New Orleans vs. Green Bay at Madison, Wisconsin	
Phoenix at Chicago	7:00

Pittsburgh at New York Giants	8:00
San Diego at Los Angeles Rams	7:00
Seattle at Minnesota	7:00
Tampa Bay at Atlanta	7:30
Washington at Miami	8:00

MONDAY, AUGUST 16	
Detroit at Houston	8:00
San Francisco at Denver (ABC)	6:00

THIRD WEEK

FRIDAY, AUGUST 20*	
Cincinnati at Detroit	7:30
Green Bay at New England	7:00
Los Angeles Raiders at Indianapolis	7:00
Miami at Denver (NBC)	6:00

SATURDAY, AUGUST 21	
Atlanta at Philadelphia	7:30
Buffalo vs. Tampa Bay at Orlando, Fla	7:00
Dallas vs. Houston at San Antonio (CBS)	12:30
Los Angeles Rams at Cleveland	7:00
Minnesota at Kansas City	7:00
New York Jets at New York Giants	8:00
Phoenix at San Diego	6:00
San Francisco at Seattle	7:00

SUNDAY, AUGUST 22	
Washington at Pittsburgh (TNT)	8:00

MONDAY, AUGUST 23	
Chicago at New Orleans (ABC)	7:00

FOURTH WEEK

THURSDAY, AUGUST 26	
Pittsburgh at Minnesota (ESPN)	7:00

FRIDAY, AUGUST 27	
Atlanta at Buffalo	7:30
Cleveland at Tampa Bay	8:00
Dallas at Chicago	7:30
Denver at Phoenix	8:00
Detroit at New Orleans	
Indianapolis at Green Bay	7:00
Kansas City at New England	7:00
New York Jets at Washington	8:00
Philadelphia at Cincinnati	7:30

SATURDAY, AUGUST 28	
Los Angeles Raiders at Los Angeles Rams	6:00
New York Giants at Miami	8:00
San Diego at San Francisco (CBS)	5:00
Seattle at Houston	7:00

*Central Time



1993 NFL Schedule

(All Times Local)

SUNDAY, SEPTEMBER 5

(First Weekend)*

Atlanta at Detroit	1:00
Cincinnati at Cleveland	1:00
Denver at New York Jets	1:00
Kansas City at Tampa Bay	1:00
Los Angeles Rams vs. Green Bay at Milw	12:00
Miami at Indianapolis	12:00
Minnesota at Los Angeles Raiders	1:00
New England at Buffalo	1:00
New York Giants at Chicago	3:00
Phoenix at Philadelphia	1:00
San Francisco at Pittsburgh	1:00
Seattle at San Diego	1:00
Houston at New Orleans	7:00

MONDAY, SEPTEMBER 6

Dallas at Washington	9:00
----------------------------	------

SUNDAY, SEPTEMBER 12

(Second Weekend)**

Buffalo at Dallas	3:00
Chicago at Minnesota	12:00
Detroit at New England	1:00
Indianapolis at Cincinnati	1:00
Kansas City at Houston	12:00
New Orleans at Atlanta	1:00
New York Jets at Miami	4:00
Philadelphia at Green Bay	12:00
Phoenix at Washington	1:00
Pittsburgh at Los Angeles Rams	1:00
San Diego at Denver	2:00
Tampa Bay at New York Giants	1:00
Los Angeles Raiders at Seattle	5:00

MONDAY, SEPTEMBER 13

San Francisco at Cleveland	9:00
----------------------------------	------

SUNDAY, SEPTEMBER 19

(Third Weekend)**

OPEN DATE: AFC East except New England, NFC Central except Detroit	
Atlanta at San Francisco	1:00
Cincinnati at Pittsburgh	1:00
Cleveland at Los Angeles Raiders	1:00
Detroit at New Orleans	12:00
Houston at San Diego	1:00
Los Angeles Rams at New York Giants	1:00
Seattle at New England	1:00
Washington at Philadelphia	1:00
Dallas at Phoenix	5:00

MONDAY, SEPTEMBER 20

Denver at Kansas City	8:00
-----------------------------	------

SUNDAY, SEPTEMBER 26

(Fourth Weekend)*

OPEN DATE: AFC West except Seattle, NFC East except Phoenix	
Cleveland at Indianapolis	12:00
Green Bay at Minnesota	12:00
Los Angeles Rams at Houston	12:00
Miami at Buffalo	1:00
Phoenix at Detroit	1:00
San Francisco at New Orleans	3:00
Seattle at Cincinnati	4:00
Tampa Bay at Chicago	12:00
New England at New York Jets	8:00

MONDAY, SEPTEMBER 27

Pittsburgh at Atlanta	9:00
-----------------------------	------

SUNDAY, OCTOBER 3

(Fifth Weekend)*

OPEN DATE: AFC Central, New England, Phoenix	
Atlanta at Chicago	12:00
Detroit at Tampa Bay	1:00
Green Bay at Dallas	12:00
Indianapolis at Denver	2:00
Los Angeles Raiders at Kansas City	12:00
Minnesota at San Francisco	1:00
New Orleans at Los Angeles Rams ..	1:00
Philadelphia at New York Jets	4:00
San Diego at Seattle	1:00
New York Giants at Buffalo	8:00

MONDAY, OCTOBER 4

Washington at Miami	9:00
---------------------------	------

SUNDAY, OCTOBER 10

(Sixth Weekend)**

OPEN DATE: NFC West, Detroit, Seattle	
Chicago at Philadelphia	1:00
Cincinnati at Kansas City	12:00
Dallas at Indianapolis	12:00
Miami at Cleveland	1:00
New England at Phoenix	1:00
New York Giants at Washington	1:00
New York Jets at Los Angeles Raiders	1:00
San Diego at Pittsburgh	1:00
Tampa Bay at Minnesota	12:00
Denver at Green Bay	6:30

**MONDAY, OCTOBER 11**

Houston at Buffalo 9:00

**THURSDAY, OCTOBER 14
(Seventh Weekend)*****OPEN DATE: AFC East except New England, NFC Central except Detroit**

Los Angeles Rams at Atlanta 7:30

SUNDAY, OCTOBER 17

Cleveland at Cincinnati 1:00

Houston at New England 1:00

Kansas City at San Diego 1:00

New Orleans at Pittsburgh 1:00

Philadelphia at New York Giants 1:00

San Francisco at Dallas 3:00

Seattle at Detroit 1:00

Washington at Phoenix 1:00

MONDAY, OCTOBER 18

Los Angeles Raiders at Denver 7:00

**SUNDAY, OCTOBER 24
(Eighth Weekend)******OPEN DATE: AFC West except Seattle, NFC East except Phoenix
Atlanta at New Orleans 12:00**

Buffalo at New York Jets 1:00

Cincinnati at Houston 12:00

Detroit at Los Angeles Rams 1:00

Green Bay at Tampa Bay 1:00

New England at Seattle 1:00

Phoenix at San Francisco 1:00

Pittsburgh at Cleveland 1:00

Indianapolis at Miami 7:30

MONDAY, OCTOBER 25

Minnesota at Chicago 8:00

**SUNDAY, OCTOBER 31
(Ninth Weekend)*****OPEN DATE: AFC Central**

Chicago at Green Bay 12:00

Dallas at Philadelphia 1:00

Kansas City at Miami 1:00

Los Angeles Rams at San Francisco 1:00

New England at Indianapolis 1:00

New Orleans at Phoenix 2:00

New York Jets at New York Giants 1:00

San Diego at Los Angeles Raiders 1:00

Seattle at Denver 2:00

Tampa Bay at Atlanta 1:00

Detroit at Minnesota 7:00

MONDAY, NOVEMBER 1

Washington at Buffalo 9:00

**SUNDAY, NOVEMBER 7
(Tenth Weekend)******OPEN DATE: NFC West**

Buffalo at New England 1:00

Denver at Cleveland 1:00

Los Angeles Raiders at Chicago 3:00

Miami at New York Jets 4:00

New York Giants at Dallas 12:00

Philadelphia at Phoenix 2:00

Pittsburgh at Cincinnati 1:00

San Diego at Minnesota 12:00

Seattle at Houston 12:00

Tampa Bay at Detroit 1:00

Indianapolis at Washington 8:00

MONDAY, NOVEMBER 8

Green Bay at Kansas City 8:00

**SUNDAY, NOVEMBER 14
(Eleventh Weekend)*****OPEN DATE: Detroit, New England**

Atlanta at Los Angeles Rams 1:00

Cleveland at Seattle 1:00

Green Bay at New Orleans 12:00

Houston at Cincinnati 1:00

Kansas City at Los Angeles Raiders 1:00

Miami at Philadelphia 1:00

Minnesota at Denver 2:00

New York Jets at Indianapolis 4:00

Phoenix at Dallas 12:00

San Francisco at Tampa Bay 1:00

Washington at New York Giants 1:00

Chicago at San Diego 5:00

MONDAY, NOVEMBER 15

Buffalo at Pittsburgh 9:00

**SUNDAY, NOVEMBER 21
(Twelfth Weekend)******OPEN DATE: Phoenix, Seattle**

Chicago at Kansas City 12:00

Cincinnati at New York Jets 1:00

Dallas at Atlanta 1:00

Detroit vs. Green Bay at Milw 12:00

Houston at Cleveland 1:00

Indianapolis at Buffalo 1:00

Los Angeles Raiders at San Diego 1:00

New England at Miami 1:00

New York Giants at Philadelphia 4:00

Pittsburgh at Denver 2:00

Washington at Los Angeles Rams 1:00

Minnesota at Tampa Bay 8:00

MONDAY, NOVEMBER 22**New Orleans at San Francisco 6:00****THURSDAY, NOVEMBER 25
(Thirteenth Weekend)***

Chicago at Detroit 12:30

Miami at Dallas 3:00

SUNDAY, NOVEMBER 28

Buffalo at Kansas City 3:00

Cleveland at Atlanta 1:00

Denver at Seattle 1:00

Los Angeles Raiders at Cincinnati 1:00

New Orleans at Minnesota 12:00

New York Jets at New England 1:00

Philadelphia at Washington 1:00

Phoenix at New York Giants 4:00

San Francisco at Los Angeles Rams 1:00

Tampa Bay at Green Bay 12:00

Pittsburgh at Houston 7:00

MONDAY, NOVEMBER 29

San Diego at Indianapolis 9:00

**SUNDAY, DECEMBER 5
(Fourteenth Weekend)****

Atlanta at Houston 12:00

Denver at San Diego 1:00

Green Bay at Chicago 12:00

Indianapolis at New York Jets 1:00

Kansas City at Seattle 1:00

Los Angeles Raiders at Buffalo 1:00

Los Angeles Rams at Phoenix 2:00

Minnesota at Detroit 1:00

New England at Pittsburgh 1:00

New Orleans at Cleveland 1:00

New York Giants at Miami 4:00

Washington at Tampa Bay 1:00

Cincinnati at San Francisco 5:00

MONDAY, DECEMBER 6

Philadelphia at Dallas 8:00

**SATURDAY, DECEMBER 11
(Fifteenth Weekend)****

New York Jets at Washington 12:30

San Francisco at Atlanta 4:00

SUNDAY, DECEMBER 12

Buffalo at Philadelphia 1:00

Chicago at Tampa Bay 1:00

Cincinnati at New England 1:00

Cleveland at Houston 12:00

Dallas at Minnesota 3:00

Detroit at Phoenix 2:00

Indianapolis at New York Giants 1:00

Kansas City at Denver 2:00

Los Angeles Rams at New Orleans .12:00

Seattle at Los Angeles Raiders 1:00

Green Bay at San Diego 5:00

**MONDAY, DECEMBER 13**

Pittsburgh at Miami 9:00

**SATURDAY, DECEMBER 18
(Sixteenth Weekend)***

Dallas at New York Jets 4:00

Denver at Chicago 11:30

SUNDAY, DECEMBER 19

Atlanta at Washington 1:00

Buffalo at Miami 1:00

Houston at Pittsburgh 1:00

Los Angeles Rams at Cincinnati 1:00

Minnesota vs. Green Bay at Milw 12:00

New England at Cleveland 1:00

Phoenix at Seattle 1:00

San Diego at Kansas City 3:00

San Francisco at Detroit 4:00

Tampa Bay at Los Angeles Raiders 1:00

Philadelphia at Indianapolis 8:00

MONDAY, DECEMBER 20**New York Giants at New Orleans8:00****SATURDAY, DECEMBER 25
(Seventeenth Weekend)***

Houston at San Francisco 2:30

SUNDAY, DECEMBER 26

Atlanta at Cincinnati 1:00

Cleveland at Los Angeles Rams 1:00

Detroit at Chicago 12:00

Indianapolis at New England 1:00

Los Angeles Raiders at Green Bay 1:00

New Orleans at Philadelphia 1:00

New York Giants at Phoenix 2:00

New York Jets at Buffalo 1:00

Pittsburgh at Seattle 1:00

Tampa Bay at Denver 2:00

Washington at Dallas 3:00

Kansas City at Minnesota 7:00

MONDAY, DECEMBER 27

Miami at San Diego 6:00

**FRIDAY, DECEMBER 31
(Eighteenth Weekend)****

Minnesota at Washington 3:00

SUNDAY, JANUARY 2

Buffalo at Indianapolis 1:00

Chicago at Los Angeles Rams 1:00

Cincinnati at New Orleans 3:00

Cleveland at Pittsburgh 1:00

Dallas at New York Giants 1:00

Denver at Los Angeles Raiders 1:00

Green Bay at Detroit 1:00

Miami at New England 1:00

Phoenix at Atlanta 1:00

San Diego at Tampa Bay 4:00

Seattle at Kansas City 12:00

New York Jets at Houston 7:00

MONDAY, JANUARY 3

Philadelphia at San Francisco 6:00



SAINTS TICKET INFORMATION



LOUISIANA SUPERDOME
SEATING CAPACITY: 69,056

Season	Single Game	TICKET OFFICE
\$310.00	Loge Level and Padded Terrace	The New Orleans Saints ticket office is located in the Louisiana Superdome, gate A ground level. Office hours are from 9 a.m. to 5 p.m. on weekdays, and 9 a.m. to 5 p.m. on Saturdays before home games. Ticket windows open two hours prior to kickoff on Sundays. The ticket office is not open on Saturdays before games that are sellouts. Ticket will call is also located at gate A ground level in the Saints ticket office.
\$280.00	Plaza Level	
\$200.00	Terrace Level	

Use your Visa or Mastercard to order tickets by mail. Other mail orders will be accepted when accompanied by a certified check or money order for the amount plus \$1 for handling.

Ticketmaster also processes phone orders. A \$2.75 service charge is required on all phone orders.

For further information, call the Saints ticket office at:
(504) 522-2600

TICKETMASTER PHONE NUMBERS

In New Orleans Area	(504) 522-5555
In Baton Rouge Area	(504) 336-5000
Outside Louisiana Toll Free	(800) 488-5252

SINGLE GAME TICKET OUTLETS

Individual game tickets are available at official Saints ticket outlets at the following locations: NEW ORLEANS/BATON ROUGE AND THROUGHOUT MISSISSIPPI — All Ticketmaster outlets. WESTBANK — Algiers Naval Support Activity.



SAINTS 1993 SUMMER CALENDAR

- July 16** — All players report to camp at the University of Wisconsin-La Crosse.
- July 17** — Player physicals.
- July 18** — First practice.
- July 23** — Kansas City Chiefs in La Crosse for practices and scrimmage with the Saints.
- July 24** —
- July 27** — Saints depart La Crosse for Tokyo, Japan.
- July 31** — Saints vs. Philadelphia Eagles, Tokyo Dome, Tokyo, Japan, 9 p.m. (ESPN)
- Aug. 7** — Saints vs. Houston Oilers at Alamodome, San Antonio, Texas, 7 p.m. (WWL-TV).
- Aug. 14** — Saints vs. Green Bay Packers at Madison, Wisconsin, 12 noon (WWL-TV).
- Aug. 17** — Saints in Mankato, Minn. for practices with the Minnesota Vikings.
- Aug. 21** — Break camp, travel to New Orleans.
- Aug. 23** — Saints vs. Chicago Bears at Superdome, 7 p.m. (ABC-TV).
- Aug. 24** — Roster reduction to 60 players.
- Aug. 26** — Touchdown Club Welcome Saints Luncheon, Superdome, noon.
- Aug. 27** — Saints vs. Detroit Lions at Superdome, 7 p.m. (WWL-TV).
- Aug. 30** — Final roster reduction to 47 players; first regular season workout.
- Sep. 5** — NFL regular season opener, Saints vs. Houston Oilers at Superdome, 7 p.m. (TNT).

SAINTS IN PRO BOWL

- 1967 — Dave Whitsell, safety.
 - 1968 — Dave Rowe, defensive tackle.
 - 1969 — Tom Dempsey, kicker; Jake Kupp, guard; Tony Baker and Andy Livingston, running backs; Tom Fears, coach.
 - 1978 — Archie Manning, quarterback.
 - 1979 — Wes Chandler, wide receiver; Henry Childs, tight end; Archie Manning, quarterback; Chuck Muncie, running back; Tommy Myers, safety.
 - 1981 — George Rogers, running back.
 - 1982 — George Rogers, running back.
 - 1983 — Rickey Jackson, linebacker.
 - 1984 — Bruce Clark, defensive end; Brian Hansen, punter; Rickey Jackson, linebacker.
 - 1985 — Morten Andersen, kicker; Rickey Jackson, linebacker.
 - 1986 — Morten Andersen, kicker; Rickey Jackson, linebacker.
*Rueben Mayes, running back.
 - 1987 — Morten Andersen, kicker; Hoby Brenner, tight end; Brad Edelman, guard; *Rueben Mayes, running back; Sam Mills, linebacker; Dave Waymer, cornerback.
 - 1988 — Morten Andersen, kicker; Eric Martin, wide receiver; Sam Mills, linebacker.
 - 1989 — Dalton Hilliard, running back; Vaughan Johnson, linebacker; Pat Swilling, linebacker.
 - 1990 — Morten Andersen, kicker; Vaughan Johnson, linebacker; Pat Swilling, linebacker.
 - 1991 — Vaughan Johnson, linebacker; Sam Mills, linebacker; Pat Swilling, linebacker; Bennie Thompson, special teams.
 - 1992 — Morten Andersen, kicker; Joel Hilgenberg, center; Rickey Jackson, linebacker; Vaughan Johnson, linebacker; Sam Mills, linebacker; Pat Swilling, linebacker.
- *Injured, did not play



IMPORTANT DATES

1993

July 6	Claiming period of 24 hours begins in waiver system. All waiver requests for the rest of the year are no-recall and no-withdrawal.
July 15	Signing period ends at 4 p.m. (ET) for Unrestricted Free Agents to whom June 1 tender was made by Old Club. After this date, through 4 p.m. (ET) November 9, Old Club has exclusive rights with its Unrestricted Free Agents.
August 6	Last day to trade rights of an unsigned draft choice.
August 24	Roster cutdown to 60 players by 4 p.m. (ET).
August 30	Roster cutdown to 47 players by 12 noon (ET).
August 31	Beginning at 12 noon (ET), clubs may begin to establish inactive list of six additional players.
Sept. 3	After 4 p.m. (ET), clubs may establish a Practice Squad of up to five players. All clubs are required to identify their 49-player Active List by 7 p.m. (ET) on this Friday and every Friday prior to a regular season game (or at 7 p.m. ET two days prior to non-Sunday games).
Sept. 21	Priority on multiple waiver claims now based on 1993 standings.
Oct. 19	All trading ends at 4 p.m. (ET).
Oct. 20	Players with at least four previous pension credited seasons are subject to the waiver system for the remainder of the regular season and postseason.
Oct. 26-27	NFL Fall Meeting, Hyatt Regency O'Hare, Chicago, Ill.
Nov. 9	Deadline for clubs to sign by 4 p.m. (ET) their Unrestricted and Restricted Free Agents to whom a June 1 tender was made. If still unsigned after this date, such players are prohibited from playing in the NFL in 1993.
Dec. 4	Deadline for clubs to sign by 4 p.m. (ET) their drafted players. If such players remain unsigned after this date, they are prohibited from playing in the NFL in 1993.
Dec. 4	Deadline for reinstatement of players in Reserve List categories of Retired and Did Not Report.
Dec. 31	Deadline for waiver requests in 1993, except for "special waiver requests" by teams participating in playoffs.

1994

January 30	Super Bowl XXVIII, Georgia Dome, Atlanta, Ga.
January 31	Clubs may begin signing free agent players for the 1994 season.
Feb. 10-14	Combine Timing and Testing, Hoosier Dome, Indianapolis, Ind.
Feb. 16	Deadline for exercising options for 1994 on all players who have option clauses in their 1993 contracts.
	Deadline for submission of qualifying offers by clubs to their Restricted Free Agents whose contracts have expired and to whom they desire to retain a Right of First Refusal/Compensation.
	Deadline for clubs to submit offer of minimum salary to retain exclusive negotiating rights to their players with fewer than three seasons of free agency credit whose contracts have expired.
Feb. 17	Waiver system for 1994 begins.
	Players released with at least four pension credited seasons are not subject to the waiver system until after the 1994 trading deadline.
	Trading period begins after expiration of all 1993 contracts.
	Expiration of all player contracts due to expire in 1994.
	Free agency signing period begins.
Mar. 13-18	NFL Annual Meeting, Hyatt Regency Grand Cypress, Orlando, Fla.
April 18	Deadline for signing of offer sheets by Restricted Free Agents.
April 24-25	NFL Draft, Marriott Marquis, New York, N.Y.
May 23-25	NFL Spring Meeting, Hyatt Regency Coral Gables, Miami, Fla.
June 1	Deadline for Old Club to retain rights of unsigned Restricted Free Agents by extending original Qualifying Offer or offering a new tender (at minimum of 110% of prior year's salary, whichever is greater).
	Deadline for old club to send tender to its unsigned Unrestricted Free Agents to retain rights if player is not signed by another club by July 15.
June 15	Deadline for club to withdraw Qualifying Offer to Restricted Free Agent and still retain exclusive negotiating rights by substituting tender of one-year contract at 110% of previous year's salary.



SAINTS ON WQUE/WYLD

For the second consecutive season, New Orleans Saints home and away games will be broadcast live by WQUE Radio (1280 AM), the flagship of the Saints network. The games can also be heard in New Orleans on sister station, WYLD (98.5 FM).

WQUE Sports Director David Garrett will handle the play-by-play account. WWL-TV Sports Director Jim Henderson and former Saints quarterback Archie Manning will provide commentary and expert analysis.

In addition to WQUE and WYLD's coverage, WRNO Worldwide will carry the Saints games on shortwave frequency to many corners of the world.

The following stations will bring Saints football to their areas in 1993 (affiliates as of 6/16/93):

LOUISIANA

Alexandria	KALB/KRMZ	Greenville.....	WGVM/WDMS
Baton Rouge	WJBO	Hattiesburg	WHSY
Bayou Vista	KDLP/KQKI	Jackson	WJXN-AM/FM
Bogalusa	WBOX-AM/FM	McComb	WHNY
Eunice	KJJB	Natchez	WQNZ
Franklinton	WFCC	Philadelphia.....	WHOC/WWSL
Hammond	WFPR	Wiggins	WLUN
Jena	KJNA-AM/FM	Yazoo City.....	WJNS
Jonesboro	KTCC		
Lafayette	KPEL		
Lake Charles.....	KLCL		
Lake Providence.....	KLPL-AM/FM		
Leesville.....	KVVP		
Monroe	KNOE		
Moreauville.....	KLIL		
New Iberia	KANE		
Oak Grove	KWCL		
Ruston	KPCH		
Shreveport	KEEL		
Thibodaux.....	KTIB		
Winnfield.....	KVCL-AM/FM		
Winnsboro.....	KMAR-AM/FM		

ALABAMA

Birmingham.....	WCEO
Mobile	WABB/WNWT

FLORIDA

Pensacola	WTKX-AM/FM
-----------------	------------

TEXAS

Beaumont.....	KAYC/KAYD
Bryan.....	KTAM/KORA
Denton	KDNT

KANSAS

Wichita	KOAM
---------------	------

MISSISSIPPI

Biloxi	WVMI
Columbia.....	WJDR

OKLAHOMA

Oklahoma City.....	KXXY
Tulsa	KAKC





HEAD COACHES

1967-90

Year	W	L	T	Year	W	L	T
	Tom Fears				Dick Stanfel		
1967	3	11	0	1980	1	3	0
1968	4	9	1		O.A. (Bum) Phillips		
1969	5	9	0	1981	4	12	0
1970	1	5	1	1982	4	5	0
Totals	13	34	2	1983	8	8	0
	J.D. Roberts			1984	7	9	0
1970	1	6	0	1985	4	8	0
1971	4	8	2	Totals	27	42	0
1972	2	11	1		Wade Phillips		
Totals	7	25	3	1985	1	3	0
	John North				Jim Mora		
1973	5	9	0	1986	7	9	0
1974	5	9	0	1987	12	3	0
1975	1	5	0	1988	10	6	0
Totals	11	23	0	1989	9	7	0
	Ernie Hefferle			1990	8	8	0
1975	1	7	0	Totals	46	33	0
	Hank Stram						
1976	4	10	0				
1977	3	11	0				
Totals	7	21	0				
	Dick Nolan						
1978	7	9	0				
1979	8	8	0				
1980	0	12	0				
Totals	15	29	0				



MEDIA INFORMATION

MEDIA GATE: Media entrance for Saints games at the Superdome is located on the lower level of the northwest parking garage (side nearest Claiborne Avenue overpass) near the center of the building. The media door opens two hours prior to kickoff (media will-call at this entrance).

CREDENTIAL REQUESTS: Superdome press box space is reserved for the working news media. Requests should be made at least one week in advance and directed to Rusty Kasmiersky, director of media relations, New Orleans Saints, 6928 Saints Drive, Metairie, LA 70003. Phone: (504) 733-6147.

TELEVISION AND RADIO: Network television and visiting radio are assigned numbered booths in the main press box. Spotters and statisticians are available upon advanced request.

PHOTOGRAPHERS: Only accredited working photographers are allowed on the sidelines. They must wear a "field photo" credential and kneel behind the 12-foot restricted zone. The bench areas are off limits at all times. Photographers should take special note of conditions use listed on the credential. Reporters are not permitted to accompany photographers on the sidelines. Photo grips must be at least 18 years of age and must be credentialed in advance.

IMPORTANT: ALL CREDENTIALS ARE ISSUED TO INDIVIDUALS AND ARE NOT TRANSFERABLE.

LOCKER ROOMS: Only accredited working media are allowed in locker rooms after games. There is no admission before the game. Still photographs are not permitted in the Saints locker room postgame.

TELEPHONES: Requests for service should be directed to South Central Bell, (504) 528-7940.

COPY TRANSMISSION: Requests for service should be directed to Leon Letulle, formerly of SportsComm, who operates a copy transmission and computer service. He can be reached at (504) 394-6669.

PRESS BOX SERVICES: Statistical information is supplied before, during and after the game. Scores of other games are announced and posted as received. Postgame quotes are provided from both locker rooms. Refreshments are served in the media lounge before the game, halftime and postgame.

TRANSPORTATION: Transportation to Moisant International Airport will be arranged for visiting media with tight departure schedules.

ON THE COVER: Saints wide receiver Quinn Early illustrates images recognized as symbols of New Orleans, including head coach Jim Mora, owner Tom Benson and the Louisiana Superdome.

We Carry The People
Who Carry The Day.



 **DELTA**
*The Official Airline Of The
New Orleans Saints.*