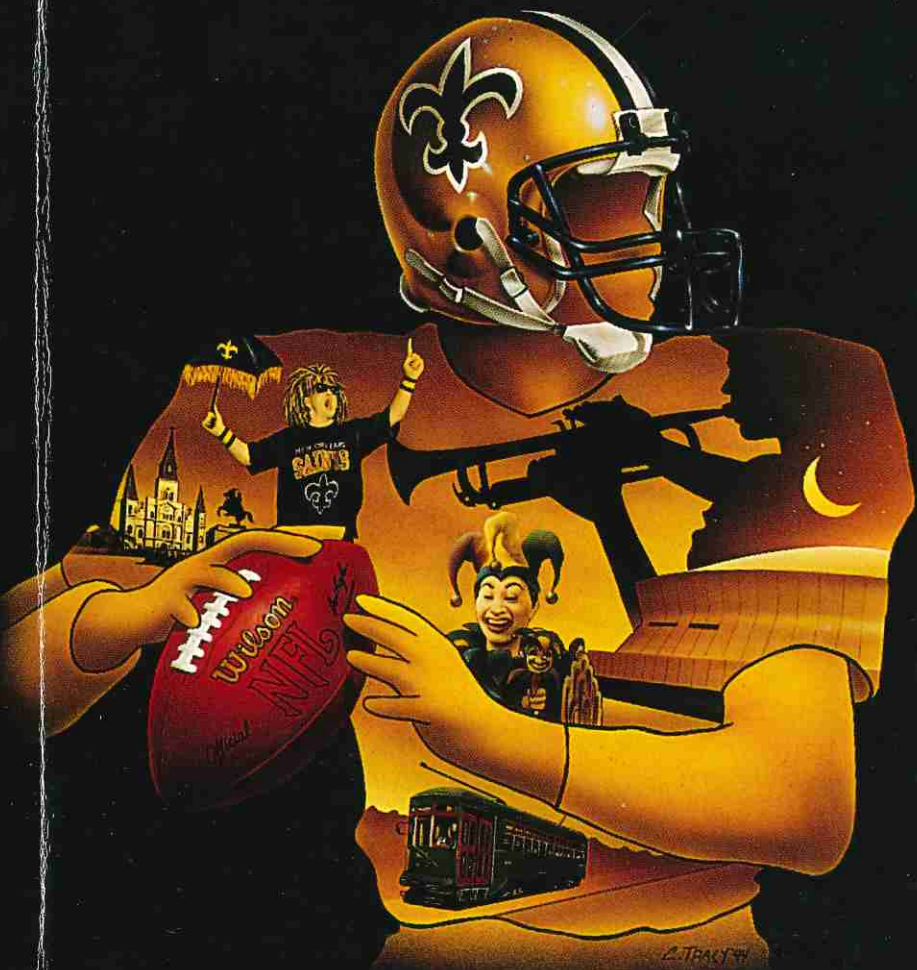


SAINTS '94



© TRACY '94



RECORD & FACT BOOK



GTE salutes the New Orleans Saints™



Last year, we participated in more games than any other team in the NFL. And as the official telecommunications consultant to the NFL, 7 NFL teams, the Pro Bowl and Super Bowls XX-XXIX, we plan to participate in even more games this year.

What it all means is this: It's not just communications we offer, it's solutions.





Telecommunications Consultant to the NFL

THE POWER IS ON



DEDICATED TO THE MEMORY
OF
JIM FINKS
1927-1994



TIMES PICAYUNE PHOTO

"We are today where Jim Finks led us. He put us on this track of success. We miss him as a co-worker and as a friend, but he will remain with us in spirit forever."

— Saints Owner Tom Benson



SAINTS 1994 SCHEDULE

PRESEASON

Date	Opponent	New Orleans Kickoff Time
Aug. 5 (Fri.)	at New England Patriots (WWL-TV)	7 p.m.
Aug. 13 (Sat.)	at Minnesota Vikings (WWL-TV)	7 p.m.
AUG. 19 (FRI.)	GREEN BAY PACKERS (FOX)	7p.m.
AUG. 25 (THU.)	DALLAS COWBOYS (ESPN)	7 p.m.

REGULAR SEASON*

SEPT. 4	KANSAS CITY CHIEFS (NBC)	12 NOON
SEPT. 11	WASHINGTON REDSKINS (FOX)	3 p.m.
Sept. 18	at Tampa Bay Buccaneers (FOX)	12 Noon
Sept. 25	at San Francisco 49ers (FOX)	3 p.m.
OCT. 2	NEW YORK GIANTS (FOX)	3 p.m.
Oct. 9	at Chicago Bears (FOX)	12 Noon
OCT. 16	SAN DIEGO CHARGERS (NBC)	3 P.M.
OCT. 23	LOS ANGELES RAMS (FOX)	12 NOON
Oct. 30	OPEN	
Nov. 6	at Minnesota Vikings (FOX)	12 Noon
NOV. 13	ATLANTA FALCONS (FOX)	12 NOON
Nov. 20	at Los Angeles Raiders (FOX)	3 p.m.
NOV. 28 (MON.)	SAN FRANCISCO 49ERS (ABC)	8 P.M.
Dec. 4	at Los Angeles Rams (FOX)	3 p.m.
Dec. 11 (Night)	at Atlanta Falcons (ESPN)	7 p.m.
DEC. 19 (MON.)	DALLAS COWBOYS (ABC)	8 P.M.
Dec. 24 (Sat.)	at Denver Broncos (FOX)	3 p.m.

Home games in CAPS

*Regular season Sunday games unless otherwise noted.

Home games, preseason and regular season, are televised locally only if sold out 72 hours prior to kickoff.



CONTENTS

ALLTIME ROSTER.....	168-173	Saints Individual.....	193-205
BIographies		Saints Team.....	206-217
Administration.....	26-30	Series Records.....	136-143
Coaching Staff.....	12-18	Two-Team Records.....	218
Draft Choices, 1994.....	107-112	RESULTS	
Executives.....	9-11	All-Time.....	154-158
Football Operations.....	23-26	Preseason.....	159-160
Head Coach.....	7-8	Pro Bowl.....	79
Other Saints, 1994.....	118-123	Super Bowl.....	173
Owner.....	5-6	1993 Postseason.....	219
Player Personnel.....	19-22	REVIEW OF 1993.....	124-131
Saints Bench.....	31	ROAD HOTELS.....	83
Veteran Players.....	32-106	ROSTERS	
DEPTH CHART.....	114	First-Year.....	117
DIRECTORY.....	4	Numerical.....	117
DRAFT HISTORY.....	163-167	Veterans.....	116
FLEUR DE LIS.....	230	SCHEDULES	
HISTORY.....	144-153	1994 Postseason.....	13
HOW SAINTS ARE BUILT.....	113	NFL Preseason.....	221
LAST TIME.....	153	NFL Regular Season.....	222-224
LONGEST PLAYS, 1993.....	30	Saints Schedule.....	2
MEDIA INFORMATION.....	IBC	STANDINGS, ALL-TIME.....	161-162
NFL PUBLIC RELATIONS CONTACTS.....	225	STATISTICS	
NFL STANDINGS, 1993.....	219	1993 Game-by-Game.....	134-135
PRESEASON TELEVISION.....	205	1993 Individual.....	132-133
PRO BOWL SAINTS.....	228	1993 Rankings.....	181
PRONUNCIATION GUIDE.....	160	1993 Team.....	132
RADIO NETWORK.....	229	SUMMER CALENDAR.....	228
RECORDS		SUPERDOME FACTS.....	112
Attendance.....	191-192	THROWBACKS WEEKEND.....	190
Big Days.....	185-188	TICKET INFORMATION.....	227
Consecutive Records.....	189-190	TIE BREAKERS.....	220
Head Coaches.....	143	TRAINING CAMP.....	3
Leaders, All-Time.....	182-184	History.....	230
Leaders by Years.....	174-181	UNIFORM CHANGES.....	217
Monday Night.....	123	WHAT TO LOOK FOR IN 1994.....	226
Overtime.....	230		

SAINTS TRAIN AT WISCONSIN-LA CROSSE

For the seventh straight summer, the Saints will hold their training camp in La Crosse, Wisconsin.

The facilities at the University of Wisconsin-La Crosse will be utilized from July 20 through August 17.

The mailing address for the Saints training camp is:

New Orleans Saints
c/o University of Wisconsin-La Crosse
P.O. Box 3028
La Crosse, Wisconsin 54601.

CAMP PHONE NUMBERS

Office: (608) 789-4550

Media Relations: (608) 789-4556

Recorded News Messages (updated twice daily): (608) 789-4575



SAINTS DIRECTORY

OWNER Tom Benson

ADMINISTRATION

Executive Vice-President of Administration Jim Miller
 Administrative Coordinator Austin Dejan
 Vice-President of Marketing Greg Suit
 Director of Corporate Sales Bill Ferrante
 Marketing Assistant Sylvia Alfortiss
 Club Level Manager/Marketing Assistant Jerrod Phillipps
 Treasurer Bruce Broussard
 Data Processing Manager Jay Romig
 Comptroller Charleen Sharpe
 Director of Media Relations Rusty Kasmiersky
 Assistant Director of Media Relations Neal Gulks
 Director of Travel/Entertainment/Special Projects Barra L. Birrcher
 Director of Community Relations Chanel Lagarde
 Director of Ticket Sales Sandy King
 Ticket Office Supervisor Judy Chavis

FOOTBALL OPERATIONS

Vice-President of Football Operations Bill Kuharich
 Director of Pro Personnel Chet Franklin
 Director of College Scouting Bruce Lemmerman
 Personnel Scout Bill Baker
 Personnel Scout Hamp Cook
 Personnel Scout Hokie Gajan
 Personnel Scout Tom Marino
 Personnel Scout Carmen Piccone
 Administrative Assistant to Football Operations Sheila Palmisano
 Head Trainer Dean Kleinschmidt
 Assistant Trainer/Director of Rehabilitation Kevin Mangum
 Assistant Trainer Buck Oubre
 Equipment Manager Dan Simmons
 Assistant Equipment Manager Glennon (Silky) Powell
 Director of Videotape Albert Aucoin
 Assistant Director of Videotape Brian Badzinski
 Grounds Superintendent Lester Vallet, Jr.

COACHING

Vice-President/Head Coach Jim Mora
 Offensive Coordinator/Quarterbacks Carl Smith
 Running Backs Jim Skipper
 Receivers Steve Walters
 Tight Ends/Special Teams Joe Marciano
 Offensive Line John Matsko
 Offensive Assistant Chip Myers
 Defensive Coordinator Steve Sidwell
 Linebackers Vic Fangio
 Defensive Line John Pease
 Defensive Secondary Jim Mora
 Defensive Assistant Everett Withers
 Strength and Conditioning Russell Paternostro
 Team Physicians Terry Habig, Charles L. Brown, Tim Finney
 Team Dentist King McGoey

Tickets: 1500 Poydras Street
 New Orleans, LA 70112
 (504) 522-2600

Administrative Office: 901 Papworth Ave.
 Metairie, LA 70005
 (504) 733-0255
 (504) 522-4835 (FAX)

Football Office: 6928 Saints Dr.
 Metairie, LA 70003
 (504) 733-0255
 (504) 733-6147 (Media Relations)
 (504) 733-5734 (Media Relations FAX)



TOM BENSON Owner



From NFL owner to NFL insider is oftentimes a long, arduous process. But for Tom Benson, the transition came naturally.

And in the typical Tom Benson fashion, it came fast.

Even among the pool of immense athletic and business talent of the NFL, it was obvious early that Tom Benson belonged out front. He first demonstrated it with his "feel" for the situation of his own club, the Saints. That success quickly led to leadership opportunities at the league level.

Benson bought the Saints in 1985. To that date, 18 prior seasons had brought New Orleans not one winning season.

But two short years later, New Orleans posted the team's first-ever winning record at 12-3, and headed to a monumental first playoff game. Since then, the Saints have not had a losing season, and have made four playoff

appearances. In 1991, the team won its first-ever NFC West crown.

In the last seven years, the Saints have amassed a 70-41 record (.631), third-best in the NFL during that period.

A turnover in the fortunes of the Saints was desperately needed in those days. That happened under Benson.

Just as bleak in 1984 were Benson's chances of buying the Saints. He was fighting for himself and his partners in that battle, but even more crucial was his struggle on behalf of the city of New Orleans.

He had an interest in athletics, but was not at the time particularly enamored with the idea of owning a professional franchise. His interest in the well-being of the community was his catapult into the arena as he witnessed the proceedings of the sale.

Sources told Benson that the city could face losing the Saints. Prospective owners of the club had the motivation to move; if they purchased, the Saints would soon be playing elsewhere.

Benson's reaction led him to a conclusion that is now history. He expressed his desire to control the Saints' destiny, and sought to do so.

He understood all too well the impact that the Saints have on the community. While he was busy with his automotive/banking/real estate holdings, he knew that his success and that of others revolved around a number of factors in the New Orleans community. The Saints, he knew, were too important to the city to lose.

Benson got involved with the Saints in a manner true to the spirit of the New Orleans community — he cared.

And he never met a task he didn't think he could handle. Realistically, though, he knew that he needed help to accomplish this enormous task. So, he tediously formed a group to make an offer to buy the club.

His group assembled, Benson had to play a waiting game, standing in line to be heard behind other suitors for the team. Eventually, that chance came. The Benson group was thrust to the forefront.

Weeks later, in a crowded bank boardroom on May 31, 1985, ownership of the Saints was transferred to Benson.

Actual time from Benson's initial serious involvement until culmination of the deal was less than five months.

Without Benson's acquisition of the team, it is now clear that the Saints would no longer be in the Crescent City.

The purchase was not the beginning of the end. Rather, it was just the end of the beginning. Challenge number one was met. More challenges lay on the horizon.

His next monumental task was to take the Saints to a level of competition with the NFL's best, a chore that is now well underway.



On December 31, 1992, Benson completed the transaction to become sole owner of the Saints.

One of Benson's rules of thumb in the operation of a successful business venture is to acquire quality people, assign them a task, and let them perform.

His ability to recognize administrative talent led him in 1986 to Jim Finks, a proven performer, to manage the team. And, in 1994, the same talent was utilized to restructure the team's front office into the current hierarchy. Comparable to other successful teams, the Saints are ready to face a new system in the football industry under capable leadership.

His NFL leadership role materialized quickly, also. In 1989, his fifth as owner, Benson was named chairman of the league's most focal and influential group, the NFL Finance Committee. He also serves on the Broadcast Committee. He was the spearhead of a committee that negotiated a new contract for NFL commissioner Paul Tagliabue. He led the task of adding the NFL's newest teams in Charlotte and Jacksonville. And now, his leadership is vital to the effort of realignment of teams by division.

Benson was born in New Orleans in 1927 and grew up on the edge of the city's sprawling 9th Ward. He was educated at St. Aloysius High School (now Brother Martin) and Loyola University. As a youngster, he played sandlot football at St. Roch Park and earned spending money delivering the Times Picayune newspaper.

After studying business and accounting at Loyola, the young Benson went to work as a bookkeeper for the Cathey Chevrolet Co. in New Orleans in 1948.

By 1956, at age 29, Benson was on his way to San Antonio, Texas to manage a Chevrolet dealership as a junior partner. Six years later he took full control of the dealership and established the Tom Benson Chevrolet Co.

That acquisition, combined with Benson's confidence and determination, spawned what is today the Benson Automotive World, a multi-dealership organization based in New Orleans with outlets in San Antonio and Corpus Christi, Texas. He also has served on several advisory boards of General Motors Corp.

In 1972, Benson took another step in his business life when he entered the financial world as an investor in San Antonio's Central Park Bank. That transaction opened the doors for Benson to later acquire San Pedro Bank, Groos National Bank, and Kelly Field and Exchange National Banks in San Antonio. He also started San Antonio's Commercial National Bank from the ground in 1984.

Appreciative of the fact that New Orleans, its schools, business community and people gave him his start, Benson and his brothers, Jerome and Larry, established the Free Enterprise resource Center at Brother Martin High School in honor of their parents, Tom Sr. and Carmen. He has also endowed chairs in free enterprise at St. Mary's University, and banking at Incarnate Word College. He serves his college alma mater on the President's Council of Loyola University.

One of Benson's most unique contributions to the community came in 1994, when he introduced Benson Hoops to New Orleans, the citywide basketball program designed to involve young people at times of day when they could participate in other less desirable activities. Benson has received many honors for his community involvement, a few of which are: American Tradition Award from the B'nai B'rith Foundation of the United States; Rev. Jacques E. Yenni Award for Community Service from Loyola University; N.A.D.A. Northwood Institute Award for Outstanding Service to Education; Brotherhood Award of the National Conference of Christians and Jews; Order of St. Louis Medallion for dedication to church from the Archdiocese of New Orleans; 1986 Brother Martin High School Alumnus of the Year; Honorary Doctor of Science and Business from Cleary College, Ypsilanti (Mich.), 1986; Honorary Doctor of Humane Letters from Loyola University, 1987; and Honorary Doctor of Laws from Northwood University in Dallas, Texas, 1989.

His philanthropic efforts transcend his Saints participation and that of his other business interests. He has become personally involved as a spokesperson nationally for the United Way through the NFL. That, coupled with his local involvement has resulted in his appointment to the Alexis de Tocqueville Society, an elite group of the United Way's most generous donors.

He is one of four children and the grandnephew of the late Herbert Benson, a local architect who helped design Tulane Stadium and was one of the founders of the annual Sugar Bowl football game.


In addition to his home in New Orleans, Benson also has a 2,200-acre working ranch near that of the late president Lyndon Johnson where he maintains a game preserve, a refuge for exotic deer, antelope, and other species. The ranch also produces a special breed of Angus cattle, developed by Benson.

Benson and his wife, the former Grace Trudeau of New Orleans, share a family of five children, Renee, Donn, Susan, Rick and Mimi, and six grandchildren.



JIM MORA

Vice President/Head Coach



Winning has become a habit in New Orleans under Jim Mora. It's a habit that no one else had been able to instill in the Saints.

Mora became head coach of the Saints in 1986. Since then, the team has eclipsed every previous mark of excellence. And in this business of transition, Mora is the NFC's dean of head coaches with the same team.

Consistency has paid off for the Saints and their fans. Mora's 1986 was his first losing season as an NFL head coach, and his last. The Saints have posted five winning marks beginning in 1987, and with them have come the franchise's only four playoff appearances.

Since 1987, New Orleans has been at or above the .500 mark each season, one of only three NFL clubs with that achievement. In 1991, New Orleans brought home its first-ever NFC Western Division pennant with an 11-5 mark.

But that 1987 Saints season was perhaps the most special. New Orleans posted a 12-3 mark, second-best in the entire NFL, and with the team's initial winning record, earned another franchise first — a playoff spot. For his efforts and dramatic results, Mora earned a clean sweep of Coach of the Year honors.

Mora holds the team records for seasons as head coach (8) and wins (77).

Now, those tools he is utilizing to make the Saints the NFL's best are the same which allowed him to ascend to the top of his profession.

He has the expertise. He has the desire to work for the results.

In a new era of the NFL, Mora must now come out front even farther. He must take the tiller from the late Jim Finks, and steer toward the goal in a journey they both started together in 1986 — to be the best.

To strive for excellence is deeply ingrained in his character. His distaste for mediocrity keeps him attentive to the task of permanently placing the Saints among the NFL's elite teams.

There's a plaque in his office that summarizes his theory of success — "The secret of a good organization is good organization."

Mora's approach is best described as "businesslike." His system could be applied with the same success to other endeavors. He wants, and expects, to be the best. There is no middle ground.

It's a simple theory in football for Mora. "In the NFL, either you get better or you get worse. So you'd better try to improve at every opportunity."

Throughout his career as a head coach, three in the USFL and eight with the Saints, Mora has demonstrated those qualities.

Perhaps his sternest test was the season of 1993. Mora's Saints won the first five games, but finished 8-8, narrowly missing the playoffs.

Through it all, Mora and his squad persevered. Despite the adversity, the Saints remained in the playoff hunt until the final Friday afternoon of the regular season. A final-game win was meaningless in the standings, but proved again that winning is paramount in Mora's mind.

Previous to his appointment as Saints head coach January 28, 1986, Mora had served three seasons in the USFL as head coach of the Philadelphia/Baltimore Stars.



Under Mora, the Stars dominated the USFL unlike any team in any other sports league previously.

Appearing in all three league championship games, the Stars were crowned champions in 1984 and 1985. Mora's record in those three seasons was 48-13-1, by far the finest slate of any football team, USFL or NFL.

Those accomplishments, as well as his uncompromising reputation, made Mora much in demand by teams searching for new head coaches following the 1985 season. He had several offers to turn the fortunes of other NFL clubs. But of four NFL vacancies that off-season, New Orleans was most attractive to Mora. He was one of eight candidates personally interviewed by Finks, Saints president/general manager.

"I was impressed with the Saints ownership and organization, the plan for the franchise, and the people," Mora said of his decision. "No head coach can become successful without the commitment from an organization, top to bottom. Tom Benson knows what it takes to be a winner. Jim Finks knew. I sensed that good things would happen in New Orleans. I wanted to be a part of it."

And now, with his new title of vice-president/head coach, Mora has taken the step toward the construction of a winner in the NFL's complex new environment.

Mora spent 23 years coaching in the college and professional ranks before embarking on his first experience as head coach of a professional team. In addition to his tenure at the Stars, he worked in seven different college and NFL organizations before joining the Saints.

A native of Los Angeles and the son of a television film editor, Mora played tight end and defensive end four years at Occidental College. His teammate and roommate, Jack Kemp, became a standout quarterback with the Buffalo Bills on his way to a career in public service. After completing his B.A. in physical education in 1957, Mora was named assistant coach at Occidental. After four years as an assistant, he was named head coach, and served three years.

He later completed his education with a master's degree from USC.

In 1967, Mora joined John Ralston's staff at Stanford as linebackers coach. There he worked with Dick Vermeil, who would later lead the Philadelphia Eagles to the Super Bowl.

After a year at Stanford, Mora moved to the University of Colorado in 1968, and coached all phases of defense in six seasons on Eddie Crowder's staff.

In 1974, Mora joined Vermeil, then head coach at UCLA, as linebackers coach.

The following season, Mora moved to Don James' staff at the University of Washington as defensive coordinator. He served in that capacity for three seasons before making the jump to the National Football League.

Mora joined the Seattle Seahawks in 1978 as defensive line coach under Jack Patera. He remained with the Seahawks until 1982 when he was named defensive coordinator of the New England Patriots. Mora's defensive unit played a major role in the Patriots' march to the playoffs that year.

Mora got his first professional head coaching chance when in 1983 he went to the Philadelphia Stars of the USFL. Upon arrival, he had only two weeks to assemble a staff and prepare for the Stars' first training camp.

His team posted a 1-6-4 record that season, and appeared in the league's first championship game. The Stars lost, 24-22 to the Michigan Panthers.

The Stars' phenomenal 19-2 mark in 1984 was followed by a 23-3 thrashing of the Arizona Wranglers in the title game. And in the final USFL season, the Baltimore Stars went 13-7-1 and defeated the Oakland Invaders 28-24 in the championship game.

Each year, Mora's records as Saints head coach mount. Already the winningest head coach in team history, he has compiled an eight-year record of 77-54 (.588), including four playoff games. The 1990 season made him the most tenured in team history.

In the last seven years (1987-93), Mora's Saints compiled 70 wins, third-best in the NFL during that period.

Born May 24, 1935 at Los Angeles, California, Mora and his wife, Connie, have three sons; Stephen, Michael, and Jim, the Saints' defensive backs coach.



JIM MILLER, Executive Vice President of Administration



Jim Miller was named the Saints' Executive Vice President of Administration on January 4, 1994 by Owner Tom Benson. In his appointment as the club's chief administrative and financial officer, Miller looks to the future with a nod to the past.

"Tom Benson's reorganization of the Saints' front office should be seen as a continuation of the Jim Finks' era," said Miller. "Jim Mora, Bill Kuharich and I were hired, trained, encouraged, challenged and made better by Jim Finks. Any success we have from here on out should be viewed as the Finks' legacy to this team and town."

Miller directs all financial aspects of the club, from player-related matters down through the more conventional areas of the business operation. The player-related assignments include his task as principal contract negotiator and the supervision of more than 50 new player contracts the club negotiates in a typical year.

Another critical assignment was created for Miller by the 1993 Collective Bargaining Agreement, in which the National Football League's first salary cap was introduced. As chief manipulator of the Saints' salary cap, Miller must assure that team spending on player salaries and bonuses does not exceed the limits mandated by the CBA.

Miller's day-to-day role as chief administrative officer is to assure that the front office operates in an economic and efficient manner. This includes the direction of the annual planning and budgeting process in late autumn, during which department heads review their past year's performance and develop individual plans for the coming year.

Miller assembles the plans into a Club Departmental Plan and Budget book, which serves as an organizational blueprint for the year's activities. Periodic staff meetings during the year assure that the Saints' front office operates according to the plan.

Miller came to the Saints in 1986 after five years at the National Football League Management Council in New York. In 1982, he was spokesman for the NFL owners during the 57-day players strike. A year later, he was named director of administration, advising clubs on contract matters and special projects.

Miller started his professional career as a general assignment reporter for the Louisville Courier-Journal in 1970-71, after which he joined the Baltimore Evening Sun as a copy editor. He returned to writing in 1978 and covered the Baltimore Colts until joining the NFL Management Council as director of information in 1981.


Away from the office, Miller is a beginning golfer and an avid road-runner. He has participated in five marathons, which include a 2:58 personal best. He has won various age-group awards and has finished among the elite "Top 500" of New Orleans' Crescent City Classic 10-kilometer road race.

Miller has also written several published articles on historical aspects of professional sports and is an active member of the Society of American Baseball Research. An article that Miller wrote on the centennial of the "Old Orioles" of John McGraw and Willie Keeler is appearing in an edition of the Baltimore Orioles' 1994 game program.

The native of Clark Station, Kentucky, was born January 24, 1948. He holds a bachelor's degree in journalism from the University of Kentucky, and has a master's degree in communications from the University of Maryland. Jim, who has a daughter, Lindsay, lives in Metairie with his wife, Jean.



BILL KUCHARICH, Vice President of Football Operations



Bill Kuharich was named the Saints' Vice President of Football Operations January 4, 1994 by Owner Tom Benson. Prior to his promotion, Kuharich had served as the club's director of player personnel since arriving in New Orleans in 1986. He joined the Saints following a four-year stay (1982-85) with the Philadelphia/Baltimore Stars of the USFL.

In his new post, Kuharich is in charge of all aspects of the football operation, including all player acquisitions. He will oversee the evaluation of all college players and pro players in all professional leagues.

During Kuharich's tenure as director of player personnel, the Saints were the fourth-most successful team in the National Football League in terms of wins. New Orleans went to its first-ever playoff game (1987) and claimed its first division title (1991) during this stretch. Kuharich played a major role in building the foundation of those teams. Not one for the limelight, Kuharich prefers to meticulously accomplish the task at hand without much fanfare.

In his ascension in the football business, Kuharich has had the good fortune of learning from some of the most successful people in the game. This education started at home.

His father, the late Joe Kuharich, was a collegiate head coach at San Francisco (1948-51) and Notre Dame (1959-62), and an NFL head coach with the Chicago Cardinals (1952), Washington Redskins (1954-58) and the Philadelphia Eagles (1964-68). He was also an assistant with the Pittsburgh Steelers (1946). Kuharich was named NFL Coach-of-the-Year in 1955 when he guided the Redskins to a record of 8-4. His 1951 San Francisco Dons team went 9-0 and were made up of four future NFL Hall of Famers. Kuharich's brother, Lary, is a former head coach of the Calgary Stampeders (1987-89) and the British Columbia Lions (1990) of the Canadian Football League, and has spent the last four years with the Tampa Bay Storm of the Arena League, including the last three as Vice President/General Manager/Head Coach. He was also an assistant in the USFL with San Antonio (1984) and Oakland (1985).

With the Stars, Kuharich worked under Carl Peterson, who served as Director of Player Personnel with the Philadelphia Eagles from 1977-82, and is now the President/General Manager and Chief Operating Officer with the Kansas City Chiefs. With the Saints, Kuharich spent eight years working and learning under Jim Finks, who was responsible for building Super Bowl clubs in Minnesota and Chicago, and who turned around the fortunes of the Saints after just two years on the job.

Kuharich's work ethic has not gone unnoticed by the people with whom he has served. "Bill was extremely conscientious and extremely talented," said Peterson. "He was more than I could have hoped for, and quite frankly, he was very instrumental in our success in the league... I don't know if there is a guy who is a harder worker. He never looks at the clock."

Kuharich attributes much of the knowledge he has gained in football to his mentor with the Saints. "Whether I'm in the business five, 10, 15 or 20 years, there won't be a day that I won't be able to draw on something that I've learned from him," said Kuharich of the late Jim Finks.

Kuharich demonstrates a passion for his job. He is diligent, conscientious, and comprehensive. He is well-prepared, no matter what the situation.

Never was this more evident than in 1987, when Kuharich and his scouting staff were presented with a difficult challenge. The players' strike made necessary the assembly of a replacement squad. The team, constructed by Kuharich and his staff, posted a 2-1 record and kept the Saints in the thick of the divisional championship race throughout the season.

A graduate of Middlebury College in Vermont, Kuharich started his football career as a graduate assistant coach at Brown University in 1976. His first fulltime post came as offensive backfield coach at Hawaii in 1977.



After leaving Hawaii in July of 1977, Kuharich went to work for the United States Department of Defense as an administrative assistant to field operations. During that time he also served as a volunteer assistant coach at Georgetown in 1978. He resumed his coaching career in 1979 when he assumed a fulltime position as an assistant at St. Lawrence, where he earned his master's degree in education. After one year there, he went to Columbia University as an assistant, where he spent the next two seasons.

When the USFL started, Kuharich went to Philadelphia as administrative aide to the general manager. He was named assistant general manager/director of player personnel in 1983. With the Stars, Kuharich helped assemble a team which went 48-13-1, played in the league's championship game all three years, and captured the title the final two years.

Kuharich is a member of the NFL's newly formed College Advisory Board Committee, one that advises interested and qualified college underclassman as to their potential as draftees.

Kuharich, who was born March 25, 1953 in Skokie, Illinois, lives in Destrehan with his wife, Betsy, and daughter, Megan Ashley.

GREG SUIT, Vice President of Marketing



Greg Suit joined the Saints in 1977. He was promoted to his present position this year after serving as director of marketing since 1987. In his role, Suit supervises the club's promotional activities, box suite sales and management, advertising and corporate sponsorship programs. He is also responsible for ticket office operations and the team's involvement with its local broadcasting partners, including the Saints' radio network.

Suit has also served the team as director of publicity and director of public relations.

He worked at the University of New Orleans, 1972-76, where he was sports information director and assistant athletic director.

A native of the Cincinnati, Ohio area, Suit graduated from Miami University (Oh.) and worked as a newswriter for the Middletown (Oh.) Journal. He served on the NFL staff for six Super Bowl games and the 1984 AFC-NFC Pro Bowl.

Greg and his wife, Karen, have two sons, Ted and Joshua. They live in Metairie.

BRUCE BROUSSARD, Treasurer



Bruce Broussard was promoted to his present position in January. He joined the Saints' staff as ticket manager in 1983, was elevated to business manager/comptroller in 1985 and became an officer in the company when he was appointed treasurer. In addition to his duties with the Saints, Broussard is a member of the National Football League Player Programs Steering Committee.

Broussard came to the Saints from LePavillion Hotel in New Orleans. He served eight years there, the final four as general manager.


A New Orleans native, Broussard attended Cor Jesu High School, now known as Brother Martin, and Loyola University, where he was graduated with a degree in accounting. He is a past president of the New Orleans Hospitality Accountants Association, and was on the board of directors of the New Orleans Hotel and Motel Association.

Bruce and his wife, Lynn, live in New Orleans. They have two sons, Bruce, Jr. and Mark.



COACHING

CARL SMITH, Offensive Coordinator/Quarterbacks



Since 1986, the Saints under Carl Smith have been successful moving the ball, scoring points and are perennially among the NFL leaders in time of possession, having led the league three of the last six years. In 1993, the Saints finished sixth in the NFL in average gain per rushing play (4.3), and 11th in average gain per offensive play (5.0).

Smith joined the Saints staff in 1986 from the staff of the Philadelphia/Baltimore Stars. Smith directed the Stars' quarterbacks and receivers 1984-85 after a year

as special teams coach.


Smith started his coaching career as a graduate assistant at his alma mater, Cal Poly-San Luis Obispo, in 1971. He moved to the University of Colorado as a graduate assistant in 1972, and earned his first fulltime post as linebackers coach for the Buffaloes in 1973, where he worked with Saints head coach Jim Mora.

In 1974, Smith joined the staff at the University of Southwestern Louisiana as defensive line coach. He coached defensive backs for the Ragin' Cajuns 1975-76, then switched to the offensive side of the ball as offensive coordinator 1977-78. He served at Lamar University 1979-81, and was named offensive coordinator at North Carolina State in 1982.

In 1991, Smith ran in the Boston Marathon.

Smith was born April 26, 1948 at Wasco, California. He and his wife, Dianne, live in Kenner with their three sons, Tracy, Tyler and Nicholas.

STEVE SIDWELL, Defensive Coordinator



The Saints' defense has been one of the NFL's best since Steve Sidwell arrived in 1986. New Orleans has led the league in points allowed (1991-92), rush defense (1989) and pass defense (1992-93) under Sidwell.

Now in his ninth season, Sidwell came to New Orleans from the Indianapolis Colts, where he coached the defensive line in 1985. From 1986-93 Sidwell handled the Saints' inside linebackers, in addition to his duties as defensive coordinator.

An all-conference linebacker at the University of Colorado, Sidwell started



his coaching tenure as linebackers coach at his alma mater, 1966-73. While there, he worked with Saints head coach Jim Mora. He moved to the University of Nevada-Las Vegas, assuming the additional duties of defensive coordinator, 1974-75. In 1976, Sidwell was named defensive coordinator at Southern Methodist and held that post until 1981.

Sidwell's first pro coaching job came in 1982, when he was named linebackers coach for the New England Patriots under defensive coordinator Jim Mora. He served with the Patriots until 1984.

Born August 30, 1944 at Winfield, Kansas, Steve and his wife, Katy, have two sons, Brad and Scott. The Sidwells live in New Orleans.

VIC FANGIO, Linebackers



Vic Fangio will handle the linebackers for the Saints this year after spending the last eight seasons as outside linebackers coach. Saints' outside linebackers had half of the team's 51 sacks in 1993. Renaldo Turnbull and Rickey Jackson accounted for 24.5 of those, making them the second-highest sack tandem in the league last year. Over the past three seasons, the outside linebackers have contributed 79.5 of the club's 158 sacks. Since Fangio arrived in 1986, three different outside linebackers have been voted to the

Pro Bowl a total of eight times, including two each of the last two seasons.

Fangio is in his ninth season with the Saints, having joined Jim Mora in New Orleans from two seasons in the USFL.

A graduate of East Stroudsburg University, Fangio started his coaching career at his high school alma mater, Dunmore (Pa.) High School, as linebackers coach in 1979. He was named defensive coordinator at Dunmore, serving in that capacity 1980-81. In 1982, Fangio worked as defensive coordinator at Milford Academy.

A year at the University of North Carolina coaching the defensive line preceded Fangio's appointment to the USFL Stars staff, where he served as defensive assistant and strength and conditioning coach from 1984-85.

In 1993, Fangio was inducted into the Northeast Chapter of the Pennsylvania State Hall of Fame.


Born August 22, 1958 at Dunmore, Pennsylvania, Fangio and his wife, Patty, live in Destrehan with their son, Christian.

1994 POSTSEASON GAME SCHEDULE

Saturday, Dec. 31 — AFC and NFC First-Round Playoffs (ABC)
 Sunday, Jan. 1 — AFC and NFC First-Round Playoffs (NBC and FOX)
 Saturday, Jan. 7 — AFC and NFC Divisional Playoffs (NBC and FOX)
 Sunday, Jan. 8 — AFC and NFC Divisional Playoffs (NBC and FOX)
 Sunday, Jan. 15 — AFC and NFC Championship Games (NBC and FOX)
 Sunday, Jan. 29 — Super Bowl XXIX at Joe Robbie Stadium, Miami, Fla. (ABC)
 Sunday, Feb. 5 — AFC-NFC Pro Bowl at Honolulu, Hawaii (ABC)



JOE MARCIANO, Tight Ends/Special Teams



Since Joe Marciano's arrival in New Orleans, the Saints' special teams have consistently ranked among the NFL's top units each season. Last year the Saints ranked first in punt return average and third in kickoff return average. Rookie returner Tyrone Hughes became the Saints' third special teams player to be selected to the Pro Bowl, and the second Saint to lead the league in punt returns under Marciano.


Marciano, 40, is in his ninth season with the Saints. He joined the staff in 1986 from Stars, where he coached tight ends and special teams.

A four-year letterman at quarterback for Temple University, Marciano entered the coaching profession at Wyoming Area High School in 1976. He then coached tight ends at East Stroudsburg (1977), and Rhode Island (1978-79). He moved to Villanova in 1980, and joined Joe Paterno's staff at Penn State in 1981 as tight ends coach. In 1982, he returned to his alma mater to coach tight ends and special teams.

Marciano joined Jim Mora's staff at the Stars in 1983, and helped in the appearance of the Stars in all three USFL championship games, and victories 1984-85.

An avid fisherman, Marciano is the founder of an annual charity fishing tournament that includes current and former NFL players and coaches. In 1993, Marciano was inducted into the Northeast Chapter of the Pennsylvania State Hall of Fame.

JOHN MATSKO, Offensive Line



John Matsko is entering his first season with the Saints after spending the last two years with the Arizona Cardinals in the same capacity.

Under Matsko, the Cardinals offensive line yielded 36 sacks in 1992 and 33 in 1993, good for 11th and 10th spots in the NFL, respectively. The 1993 total was the second-lowest in team history, while the figure from 1992 was third best. In 1993, the Cardinals were third in the NFC and eighth in the NFL in total offense. Rookie running back Ron Moore rushed for

1,018 yards behind Matsko's offensive line, seventh in the NFC and the third among NFL rookies. Moore was the Cards' first 1,000-yard rusher since 1985. Under Matsko, the Cards' rushing offense improved from 26th in the NFL in 1991, the year before his arrival, to 11th last year.

A graduate of Kent State where he played fullback under former University of Washington head coach Don James, Matsko started his coaching career in




1973 as a student assistant at his alma mater. He served as a graduate assistant at Miami, Ohio for the next two seasons before taking a job as head coach at Danbury High School in Lakeside-Marblehead, Ohio in 1976. After one year in the high school ranks, Matsko returned to Miami in 1977 as offensive line coach.

Following a year at Miami, Matsko spent the next seven seasons as offensive coordinator and offensive line coach at the University of North Carolina. After a stop at the Naval Academy (1985), Matsko went to the University of Arizona as offensive line coach in 1986, and followed head coach Larry Smith to USC the next year. He served with the Trojans through 1991, and spent his last three years as USC's offensive coordinator. During his collegiate tenure, Matsko coached NFL first-round draft choices Brian Blados (Cincinnati, 1984), Harris Barton (San Francisco, 1987), Dave Cadigan (Jets, 1988) and Pat Harlow (New England, 1991).

Born February 2, 1951 in Cleveland, Ohio, Matsko earned his bachelor's degree in business education in 1973, and his master's from Miami, Ohio in 1976.

Matsko and his wife, Kim, have two daughters, Marie and Lizzi, and two sons, John and Michael. They reside in Mandeville.

JIM MORA, Defensive Backs



The Saints have led the National Football League in pass defense in each of Jim Mora's two seasons as defensive backs coach. In 1992, New Orleans yielded just 154.4 yards per game. Last season they allowed 162.9.

A graduate with a marketing degree from the University of Washington, Mora played defensive back for the Huskies from 1980-83. He played in two Rose Bowls during his college career.


He started his coaching career at his alma mater in 1984 as a graduate assistant, and was a member of the Huskies staff that led the team to the Orange Bowl that year.

In 1985, Mora joined the Chargers staff as an assistant in the pro personnel department. He was a defensive assistant in the secondary from 1986-88, and handled defensive backs, 1989-91.

Born November 19, 1961 in Los Angeles, Mora attended Interlake High School in Seattle, Washington where he lettered in football, basketball, baseball and track. Mora and his wife, Shannon, reside in New Orleans.



CHIP MYERS, Offensive Assistant



Chip Myers begins his first season with the Saints following a four-year stint (1990-93) as receivers coach for the New York Jets. In this newly created post, Myers will assist with the tight ends and the receivers in the passing game.


Myers brings 11 years of NFL coaching experience with him. His first fulltime post came in 1983 when he was named wide receivers coach with Tampa Bay. After two seasons with Bucs, he moved to Indianapolis where he held the same position with Colts from 1985-88 before taking a year off from football. He also served as a special training camp assistant under Bill Walsh with San Francisco in 1979.

A 1967 10th-round draft choice of San Francisco, Myers played nine seasons in the NFL, with the 49ers (1967) and Cincinnati (1969-76). He played in the Pro Bowl following the 1972 season, and held the Bengals single-season record for receptions, and the career marks for receptions and yards by receptions upon his retirement. In 109 NFL games, Myers caught 220 passes for 3,092 yards and 12 TDs.

A two-time NAIA All-America at Northwestern State in Oklahoma, Myers also coached the receivers at the University of Illinois, 1980-82.

Born July 9, 1945 in Panama City, Florida, Myers and his wife, Susie, have four sons and a daughter, Adam, Brian and Chris Bortz, and Adam and Elizabeth Myers.

RUSSELL PATERNOSTRO, Strength and Conditioning



Now in his 14th year of preparing the Saints for play, Russell Paternostro has trained both individuals and teams at every level of competition.


A New Orleans native, Paternostro graduated from West Jefferson High School, and attended San Diego State University. He played on his high school football team, and was a member of the football squad at Camp Pendleton, California during his tour of duty in the U.S. Navy.

Paternostro returned to New Orleans in 1962. He managed and owned fitness centers in the New Orleans area until his appointment to the Saints coaching staff in 1981.

Born July 21, 1940 in New Orleans, Russell and his wife, Mercy, have two daughters, Angela and Robyn, and two grandsons, Derek and Brandon. They reside in Covington.



JOHN PEASE, Defensive Line



Under John Pease, the defensive line has played a key role in the success of the Saints' defense. Defensive end Wayne Martin continues to establish himself as one of the league's finest pass rushers. Over the last two seasons, Martin has recorded 20.5 quarterback sacks, sixth-most among NFC defensive linemen during this stretch.

Pease is in his ninth season with the Saints, coming from the USFL champion Philadelphia/Baltimore Stars.


Pease attended Fullerton Junior College from 1961-62 where he was named to consecutive Junior College All-America teams. Following graduation from the University of Utah after an All-WAC senior season at wingback, Pease served in the military in Puerto Rico, 1965-67. It was there that he got his first coaching experience, coordinating the offense at Antilles High School in 1966. He returned to his alma mater in 1968 and spent two seasons as a graduate assistant there.

His first fulltime job came at Fullerton College where he served 1970-73 as defensive coordinator. He coached at Long Beach State from 1974-76, and returned to Utah to coach in 1977.

Pease coached at the University of Washington from 1978-82 before joining the Stars staff in 1983.

Born October 14, 1943 in Pittsburgh, Pennsylvania, Pease was on the training camp roster of the Los Angeles Rams following his graduation from college. He has two daughters, Kristin and Tracy. John and his wife, Chris, live in Kenner.

JIM SKIPPER, Running Backs



Jim Skipper has coached two Pro Bowl running backs during his eight-year tenure with the Saints. Last season, New Orleans was sixth in the NFL in average gain per rushing play.

Skipper joined the Saints from the Philadelphia/Baltimore Stars where he coached running backs 1983-85.

A graduate of Whittier College, Skipper opened his coaching dossier at Duarte High School in California in 1973. He then coached defensive backs at Cal Poly-


Pomona from 1974-76, and at San Jose State, 1977-78.

Skipper's first running backs coaching position came at the University of the Pacific in 1979. He moved to the University of Oregon, coaching there 1980-82.

Born January 23, 1949 at Breaux Bridge, Louisiana, Skipper and his wife, Elmarie, have three sons, Courtney, Timmy, and Kelly, the running backs coach at Fresno State University. The Skippers live in Kenner.



STEVE WALTERS, Wide Receivers



Under Steve Walters, Saints wide receivers have shown continual improvement, and have made significant contributions. Wide receivers accounted for 153 receptions, 2,114 yards and 13 touchdowns in 1993. Quinn Early turned in the finest season of his six-year NFL career last year with 45 receptions for 670 yards and a team-high six touchdowns. Eric Martin's receiving total over the last six seasons is third-best in the NFC, and he is one of only two NFL players to have accounted for 60 receptions in each of the last six years.


A two-year letterman at the University of Arkansas, Walters started his coaching career as a graduate assistant at Virginia Tech, 1971-72. He accepted his first fulltime coaching position at Tampa University as receivers coach in 1973.

Walters changed sides of the ball, coaching defensive backs at Northeast Louisiana, 1974-75. His next job, at Morehead State in 1976, was that of quarterbacks and receivers coach. Stops at Tulsa (1977-78), Memphis State (1979) and SMU (1980-81) preceded Walters' first pro coaching post, handling defensive backs with the New England Patriots, 1982-84, working with Saints head coach Jim Mora in '82.

Walters coached defensive backs at the University of Alabama in 1985 before being named to the Saints staff in 1986.

Born June 16, 1948 at Jonesboro, Arkansas, Walters and his wife, Susan, have a son, Kirk, and a daughter, Kasey. They live in Destrehan.

EVERETT WITHERS, Defensive Assistant



Everett Withers enters his first season as an NFL assistant after spending the last two years as defensive backs coach at the University of Southern Mississippi. In this newly created post, Withers will assist with the secondary and handle quality control.

A native of Charlotte, North Carolina, Withers was a four year starter as a defensive back at Appalachian State (1983-86).

Withers is no stranger to New Orleans. In 1991 he coached the outside linebacker on Greg Davis' staff at Tulane.

Withers got his coaching start as a graduate assistant at his alma mater in 1987. His first fulltime spot came a year later when he was named defensive coordinator/secondary coach at Austin Peay. He held that post for two years before moving to the other side of the ball, where he tutored the tight ends and wide receivers in 1990.

Born June 15, 1963 in Charlotte, North Carolina, Withers, and his wife, Kara, reside in Kenner.



PLAYER PERSONNEL

CHET FRANKLIN, Director of Pro Personnel



A veteran of 34 years in football, Chet Franklin returns to New Orleans following a three-year stint (1990-92) as director of player personnel for the World League. Franklin served as the Saints defensive backs coach under Dick Nolan from 1978-79.

As director of pro personnel, a post created this year, Franklin will fill a three-fold role with the club. He is responsible for scouting and identification of the NFL's unrestricted free agents, working closely with head coach Jim Mora. He will work with Mora on

other pro personnel matters, including ready-list maintenance and waiver claims. He will also assist executive vice-president of administration Jim Miller with contract negotiations.

During his tenure with the World League, Franklin was responsible for stocking WL rosters by scouting and signing. He identified and signed more than 1,500 players to contracts over that span. In the league's final season (1992), he served as general manager of the Montreal Machine.

Franklin, 59, possesses NFL experience at both the coaching and administrative levels. He served as director of player personnel for the San Diego Chargers from 1987-89, after 16 seasons as an assistant coach with San Francisco (1971-74), Kansas City (1975-77), New Orleans (1978-79) and Oakland/Los Angeles Raiders (1980-86). Franklin was the defensive backs coach on two Raiders Super Bowl Championship teams.

Before entering the pro ranks, Franklin spent 12 years as an assistant at the collegiate level. A year (1959) as freshman line coach at Stanford was followed by a three-year stint as an assistant (1960-62) at the University of Oklahoma under Bud Wilkinson. From there he went to the University of Colorado, where he was a member of Eddie Crowder's staff from 1963-70. As offensive coordinator for the Buffaloes, Franklin served with Jim Mora (1968-70), and coached Saints defensive coordinator Steve Sidwell, who was a linebacker for the Buffs from 1963-65.

A native of Elko, Nevada, Franklin played linebacker and guard for three seasons at the University of Utah, where he graduated with a degree in history and physical education. After two years in the Marines, he earned his master's from Stanford in 1959.

Born March 19, 1935 in Ontario, Oregon, Franklin, who has a daughter, Shana, resides in New Orleans.



BRUCE LEMMERMAN, Director of College Scouting




Bruce Lemmerman was named the club's Director of College Scouting May 25 by Vice President of Football Operations Bill Kuharich. In this new position, Lemmerman will be responsible for the Saints' collegiate scouting effort. He will serve over the team's area scouts in the information-gathering area, and will direct the organization of that data into a usable format for the college draft and post-draft player planning.

Lemmerman joins the Saints from the Canadian Football League where he served as Director of Operations for the Edmonton Eskimos since 1989. Lemmerman started his coaching career with Edmonton as quarterbacks coach in 1981. After two seasons with the Eskimos, he was named offensive coordinator for the Los Angeles Express of the USFL in 1983, and moved to the NFL the following year, where he coached the receivers, tight ends and backs for the Houston Oilers from 1984-85. After a year away from football, Lemmerman returned to the CFL in 1987 as an offensive coach with the Winnipeg Blue Bombers, where he spent two years before re-joining the Eskimos in the front office.

Lemmerman graduated from the University of California-Northridge, where he earned honors in football and baseball. He played quarterback professionally for the Atlanta Falcons (1968-70). He also played nine seasons at Edmonton (1971-79) and one season for Hamilton (1980) in the CFL.

Born October 4, 1945 in Los Angeles, Lemmerman and his wife, Brigitte, have two daughters, Lisa and Jennifer.

BILL BAKER, Player Personnel Scout



Bill Baker is in his ninth season of service with the Saints. He came to New Orleans from three years in the USFL.

Baker graduated from the University of Arizona in 1977 where he played outside linebacker. His coaching career started at Purdue in 1978 as an assistant. He remained there until 1982.

Baker's first pro job came with the USFL's Arizona Wranglers in 1982 as director of college scouting. In 1983, he moved to the Michigan Panthers as director of college scouting. In 1984, he assumed a similar position with the USFL's Oakland Invaders.

Baker covers the western United States in the Saints' scouting effort.

Baker's father, Bill, Sr., is a scout with the Kansas City Chiefs.

Bill, who makes his home in Arizona, has a son Bill (Bo) III.



HAMP COOK, Player Personnel Scout




Now in his 22nd season, Hamp Cook has the longest record of service with the Saints' scouting staff. He joined the club in 1973.

Cook coached high school teams in Mississippi and Alabama and was an assistant coach at the University of Southern Mississippi for eight years before joining the Saints. He graduated from Southern Mississippi with a master's degree in physical education.

Cook scouts prospects in the southeastern United States.

Hamp and his wife, Tinkey, live in Hattiesburg, Mississippi. They have three children, Tracey, Kyle and Chuck, who is following in his father's footsteps as an NFL scout with the Kansas City Chiefs.

HOKIE GAJAN, Player Personnel Scout



Now in his eighth season as a scout, Hokie Gajan's responsibilities in the scouting department have each year taken on more meaning. His area is among the most fertile in the country for NFL prospects.

Gajan joined the Saints' scouting department in 1987 following his retirement from the team's roster as a fullback.

Gajan was selected by the Saints in the tenth round of the 1981 draft. He played fullback in New Orleans from 1982-85 before being sidelined by a knee injury. He blocked for Saints tailbacks George Rogers, Wayne Wilson and Earl Campbell. Also a productive runner, he holds the Saints season record for rushing average with a six-yard per carry standard in 1984.

In his four seasons, Gajan rushed for 1,358 yards with a 5.4-yard average and 11 touchdowns. His average per carry is second-best in club history. He added 63 catches for 515 yards and two TDs.

Gajan covers the territories of Louisiana, Texas, Oklahoma, Arkansas and Kansas in the Saints' scouting system.

Hokie and his wife, Judy, live in Mandeville with their three daughters, Jennifer, Kristin and Megan.



TOM MARINO, Player Personnel Scout



A veteran of three football leagues, Tom Marino joined the Saints' scouting department in 1986.

A graduate of the University of Massachusetts, Marino worked three years as scout for the Chicago Bears while finishing his undergraduate degree. He joined the Philadelphia Bell of the World Football League in 1974 as the team's director of player personnel.

He was named to the scouting staff of the Dallas Cowboys, and served there in 1976. He then joined the New York Giants and worked there from 1977-81

in a similar capacity.

In 1982, he joined the USFL with the Boston Breakers as assistant general manager and player personnel director. He moved to the Denver Gold staff in 1983 as director of player personnel. He joined the Philadelphia/Baltimore Stars as a personnel scout in 1984.

Marino is assigned the eastern United States in the Saints' scouting system.

Tom and his wife, Denise, have a daughter, Melissa and a son, Tom. They live in Raleigh, North Carolina.

CARMEN PICCONE, Player Personnel Scout



For 40 years, Carmen Piccone has been involved in football as a player, coach and scout. He joined the Saints staff in 1986.

A three-year starter at Temple University 1954-56, Piccone opened his professional career as coach of Temple's freshman football team. In 1960, he was named head coach at Southern Illinois where he remained until 1965.

Stints at Cornell, a return to Temple, and Trenton State preceded his joining the USFL's scouting combine in 1983, where he worked until joining the Saints.

Piccone covers prospects in the midwestern United States for the Saints.

Carmen and his wife, Dorothy, have two sons. They live in Brigantine, New Jersey.

SHEILA PALMISANO, Administrative Assistant to Football Operations



Sheila Palmisano is in her second season with the Saints. In her position, she is responsible for the day-to-day operations of the Player Personnel Department.

A native of Metairie, La., and graduate of Riverdale High School, Sheila attended the University of New Orleans.

Sheila and her husband, A.J., reside in Metairie with their daughter, Lauren, and son, Ryan.



FOOTBALL OPERATIONS

DEAN KLEINSCHMIDT, Head Athletic Trainer



At the time of his appointment as head trainer in 1971, Dean Kleinschmidt was the youngest trainer in the NFL. He joined the Saints two years earlier as assistant trainer. Since that time he has been honored on many occasions, most recently this past June when he was inducted into the National Athletic Trainer's Association (NATA) Hall of Fame.

A native of Morgan, Minnesota, Kleinschmidt attended Indiana University, where he served as a student assistant trainer and staff assistant trainer.

Since 1971, he has served annually on the Senior Bowl staff as a trainer. He has lectured internationally in Sweden (1976), Mexico City (1978), and Bahrain (1983). He has been President of the Professional Football Athletic Trainers Society (PFATS) since 1989, and a member of its Board of Directors since 1982.


In 1986, his staff was named by PFATS as NFL Training Staff of the Year. That same year, he was named Professional Athletic Trainer of the Year by NATA.

In 1990, Dean was inducted into the Louisiana Athletic Trainers Hall of Fame.

In 1992, he was co-chairman of the medical support committee for the United States Olympic track and field trials held in New Orleans.

Dean and his wife, Marlene, live in Metairie with their son, Rhett and daughter, Morgan.

KEVIN MANGUM, Assistant Trainer/Director of Rehabilitation



Now in his 14th season with the Saints, Kevin Mangum was elevated to his present position in 1988.

Mangum joined the Saints in 1981 as assistant trainer. Previously, he served the club as a student athletic trainer in training camp.

Mangum was a student trainer at Southwest Mississippi Junior College for two seasons prior to joining the Saints staff. He also spent two years at his alma mater, the University of Southern Mississippi, where

he graduated with a bachelor's degree in athletic administration. He specialized in athletic training.




Along with head trainer Dean Kleinschmidt, Mangum shared in the recognition as NFL Training Staff of the Year in 1986 by the Professional Football Athletic Trainers Society (PFATS). He currently serves as Vice President of the Louisiana Athletic Trainers Association (LATA).

Mangum completed his master's degree curriculum in 1988 at the University of New Orleans.

In 1991, Kevin was named Outstanding Assistant Athletic Trainer by the Southeast Athletic Trainers Association.

A native of Tylertown, Mississippi, Kevin and his wife, Susie, live in Kenner with daughters Katie and Megan, and sons Scott and Kevin Paul.

BUCK OUBRE, Assistant Trainer




Buck Oubre is in his second season in a fulltime capacity with the Saints, after spending 1991-92 as an intern in the training room. He also served as a student trainer in training camp from 1988-90.

A 1991 graduate of the University of Southwest-ern Louisiana, Oubre is currently working towards his master's degree at the University of New Orleans.

A native of Houma, Louisiana, Oubre attended Vandebilt Catholic High School. He is single and lives in Metairie.

DAN SIMMONS, Equipment Manager



Now in his 22nd year with the Saints, Dan Simmons is the second in a family of NFL equipment managers. His father, Bill, held the equipment manager's post with the St. Louis football Cardinals for 22 years.


Simmons joined the Saints in 1973 after learning the business from his father at St. Louis. A graduate of Meramec College in St. Louis, Dan, a Vietnam veteran, served four years in the Navy.

In addition to his regular duties, Dan supervises the annual round-trip move of the team from the New Orleans area to La Crosse, Wisconsin for training camp.

Dan and his wife, Elaine, live in Mandeville. They have three children, Tracy (24), Tony (21) and Amy (19). Tony and Amy are students at Purdue University.



GLENNON POWELL, Assistant Equipment Manager



Known to the Saints as Silky, Powell joined the Saints in 1975 after serving parttime the previous season.

A native of New Orleans, Powell's prior career was with the New Orleans Recreation Department, where he was responsible for a number of tasks. He also served as a coach and manager at his alma mater, Redemptorist High School.

Silky is single and resides in the Irish Channel area of New Orleans.

ALBERT AUCOIN, Video Director




Albert Aucoin starts his eighth year as head of the Saints' video department. He took over the position from his father, Erby, who had held the post for 19 NFL seasons.

Aucoin started with the team in 1976, when he started as a photographer in training camp. He joined the staff fulltime in 1980.

In 1990, Aucoin supervised the construction of the video department's new production annex, built at the team's David Drive practice facility.

A native New Orleanian, Albert graduated from East Jefferson High School. Albert and his wife, Janis, live in Metairie. They have two daughters, Jennifer and Krystal, and two sons, Albert Adam and Kyle.

BRIAN BADZINSKI, Assistant Video Director



Brian Badzinski joined the Saints staff fulltime in 1986 after serving the photo department in a part-time capacity since 1975.

A native of Milwaukee, Wisconsin, Badzinski graduated from East Jefferson High School. Before joining the Saints, he ran his own video production company.

Brian and his wife, Paula, live in River Ridge. They have two daughters, Kristine and Angela.



LESTER VALLET, JR., Grounds Superintendent



Lester Vallet, Jr. is in his fifth season with the Saints. He filled the vacancy left by his father, Lester, Sr., upon his retirement after 12 seasons with the team.

Vallet joins the Saints from the U.S. Air Force, where he served 20 years in facility management and maintenance.

He came to the club in 1989 as assistant grounds superintendent.

A graduate of McKinley High School in Baton Rouge, Lester and his wife, Patricia, have four sons,

Lester III, Dericke, Kevin and DeSean. They live in New Orleans East.

ADMINISTRATION

AUSTIN DEJAN, Administrative Coordinator



Austin Dejan is in his first season as administrative coordinator. In this newly created post, Dejan will assist Executive Vice President of Administration Jim Miller with the monitoring of the player salary cap, as well as player contract analysis. He will also coordinate the club's summer training camp in La Crosse, Wisconsin.

Since 1987, Dejan had served as assistant to the player personnel director, where his responsibilities included the day-to-day operation of the player personnel department in college, pro and self-scouting.

A graduate of Dillard University, Dejan taught in New Orleans Public Schools before coming to the Saints as an intern in the player personnel department in 1986.

A native New Orleanian, Dejan graduated from Benjamin Franklin High School. He and his wife, Brucie, live in Lacombe.

CHARLEEN SHARPE, Comptroller



Charleen Sharpe is in her 14th season with the Saints, having joined the staff during the 1981 season. She was elevated to her present position in 1994.

Prior to her promotion, Sharpe had spent the previous 13 years as the club's assistant comptroller.


Charleen served as assistant comptroller for First Homestead Federal Savings and Loan Corporation for eight years prior to her appointment to the Saints' business department.



A New Orleans native, Charleen graduated from Andrew Jackson High School. She attended the University of New Orleans.

Charleen and her husband, Floyd, reside in Chalmette with their two children, Melissa and Matthew.

BILL FERRANTE, Director of Corporate Sales



Bill Ferrante was named to his current position in 1994 after spending the seven previous years as the club's assistant marketing director. In his new post, Ferrante is responsible for all phases of corporate sponsorships, as well as the sale and management of all 132 private box suites in the Superdome.

Ferrante came to the Saints in 1986 as an intern in the department of public relations while still a student. He was in the continuation of studies in the master's program at the United States Sports Academy

in Mobile, Alabama.

A native New Orleanian, Ferrante completed his undergraduate work at LSU. He is also an alumnus of Ecole Classique High School.

Bill and his wife, Valerie, live in Kenner with their two daughters, Rachael and Rebecca.

SYLVIA ALFORTISH, Marketing Assistant



Sylvia Alfortish is now in her 21st season of service to the Saints. She was named to her present position in 1987.


The bulk of her career was spent in the team's public relations department. She worked 1974-82 as a public relations secretary, and was a public relations assistant from 1983-86. Sylvia received her first marketing position as public relations and marketing assistant, 1987-88.

In addition to her other duties, Sylvia serves as director of the Saintsations, the Saints dance team that adorns the sidelines at home games.

Alfortish graduated from McDonogh High School. A native of New Orleans, Sylvia resides in Chalmette. She has three sons, Sean, Todd and Jeffrey.



JERROD PHILLIPPS, Club Level Manager/Marketing Assistant



Jerrod Phillipps is in his first season fulltime after spending 1993 as an intern in the club's marketing department. In this newly created post, Phillipps will coordinate all aspects of the new Club Level seating area in the Superdome.

A native of Cincinnati, Ohio, Phillipps is a 1992 graduate of the University of Cincinnati. He is single and resides in River Ridge.

SANDY KING, Director of Ticket Sales




One of the most tenured Saints employees, Sandy King is now serving in her 27th NFL season. She joined the ticket office in 1968.

King was appointed ticket office supervisor in 1984. She was named Ticket Manager in 1985, and Director of Ticket Sales in 1994.

This past offseason, King received the All-Star Award from the Greater New Orleans Tourism and Convention Commission, honoring her work as an ambassador for tourism in New Orleans.

A native of Detroit, Michigan, Sandy graduated from Harperwoods High School. She has two sons, Gary and Steve. Sandy lives in New Orleans East.

BARRA L. BIRRCHE, Director of Travel, Entertainment and Special Projects



A man of many talents, Barra Birrcher is in his 24th season on the Saints staff. He joined the team in 1971 as entertainment director.

During his tenure with the club, he has fulfilled a number of responsibilities. Shortly after his arrival with the Saints, he took on the added duties of game program advertising director, and later as travel coordinator. He also coordinates the club's annual caravan.

Birrcher, who served as director of marketing from 1981-86, has also worked with the NFL staff on five Super Bowls.

A New Orleans native and graduate of the University of New Orleans, Birrcher is a former publicity director at the Fair Grounds. He also had his own advertising agency, and is past president of the Advertising Club of New Orleans and the downtown New Orleans Central City Lions Club.

Barra and his wife, Kay, live in Metairie with their two children, Christine and David.



JAY ROMIG, Data Processing Manager



Jay Romig is in his 18th year with the Saints. He was named to his present position in 1979.


In addition to his numerous duties with the Saints' computer network, Romig continues to serve as the club liaison with the Louisiana Superdome. He has also served as coordinator of the team's summer training camps in Hammond, Louisiana, and later in La Crosse, Wisconsin.

Romig started with the Saints in the training room, where he served as an assistant trainer from 1977-78.

He also spent two years at the University of New Orleans where he spent one year as assistant trainer and one year as head trainer for the Privateers.

A native New Orleanian, Romig graduated from UNO after attending Brother Martin High School. He and his wife, Beth, live in Metairie with their two daughters, Brandy and Bayley.

CHANEL LAGARDE, Director of Community Relations




Chanel Lagarde is in his sixth year with the Saints. He was named to his current post in 1991, after serving as an intern from 1989-90 in the club's media relations department.

In addition to his responsibilities with the Saints' community, Lagarde serves as coordinator of the NFL player assistance program. He has also served as coordinator of the team's summer training camp in La Crosse, Wisconsin.

A 1989 graduate of LSU, Lagarde, a native of Norco, attended St. Charles High School. He lives in Destrehan.

RUSTY KASMIERSKY, Director of Media Relations



Rusty Kasmiersky joined the Saints staff in 1981 as assistant director of public relations. He was named to his present post in 1989, after spending two seasons as director of media services.


Kasmiersky served as student sports information director at Southwest Texas State University for three years, where he graduated in 1979. He then worked one year as sports information director at Angelo State University.

Kasmiersky has served on the NFL staff for several Super Bowls, in addition to the 1991 NFC Championship game and the 1992 Pro Bowl.



Kasmiersky also worked for the Saints from 1975-79 in the equipment room during training camp. A native of Garwood, Texas, Rusty and his wife, Donna, live in Kenner with their son, Ryan.

NEAL GULKIS, Assistant Director of Media Relations



Now in his sixth season fulltime with the Saints, Gulkis was named to his present position after serving 1988 as an intern in the department of media services.

Gulkis served as a student assistant sports information director for three years at the University of Delaware, where he received his degree in business administration in 1987. He then spent a year as a graduate assistant in the sports information office at the University of New Orleans while pursuing his master's degree.

A native of Marlboro, New Jersey, Neal and his wife, Patti, live in Kenner.

SAINTS LONGEST PLAYS - 1993

RUN FROM SCRIMMAGE — 74t, Lorenzo Neal, at Atlanta 9-12
Opponent — 71t, Jerome Bettis, Rams, 12-12

PASS PLAY — 63t, Mike Buck to Quinn Early, at Pittsburgh 10-17
Opponent — 98t, Bobby Hebert to Michael Haynes, at Atlanta 9-12

PUNT RETURN — 83t, Tyrone Hughes, at Philadelphia 12-26
Opponent — 75t, Dave Meggett, Giants 12-20

KICKOFF RETURN — 99t, Tyrone Hughes, at Minnesota 11-28
Opponent — 47, Eric Metcalf, at Cleveland 12-5

INTERCEPTION RETURN — 30, Keith Taylor, vs. San Francisco 9-26
Opponent — 67t, Merton Hanks, at San Francisco 11-22

PUNT — 58, Tommy Barnhardt, at Pittsburgh 10-17
Opponent — 60, Bryan Wagner, Green Bay 11-14

FIELD GOAL — 56, Morten Andersen, at Philadelphia 12-26
Opponent — 53, Tony Zendejas, at Rams 10-5



SAINTS BENCH



Laura Adams
Head Coach



Amy Artigues
Business



Anne Baudier
Media Relations



John Berfect
Mail Clerk



Darlene Bonis
Saints Cheerleaders



Linda Bourgeois
Business



Judy Chavis
Ticket Office



Terry Exterstein
Ticket Office



Maria Genovese
Receptionist



Nicole Johnson
Receptionist



Yvette Kay
Coaches



Rachel Landreneau
Marketing



Louise Mistic
Executive



Beth Mitchell
Ticket Office



Fran Pope
Ticket Office



Barbara Schoen
Ownership



Angie Waguespack
Community Relations/
Saintsations



1994 SAINTS VETERANS



7 MORTEN ANDERSEN

Kicker Year With Saints: 13 Year in NFL: 13

Ht: 6-2 Wt: 221 College: Michigan State

Born: August 19, 1960 at Struer, Denmark

Joined Saints: Draft Choice No. 4, 1982

PRO: After 12 seasons, Andersen holds club career records for points (1,202), field goals (274) and consecutive games scoring (158). Also enters 1994 having converted 53 of his last 61 field goal attempts, 45 of his last 48 from less than 50 yards out, and 35 straight from less than 30 yards away. Point total places him in 15th spot on the NFL's alltime list and fifth among active players. Eight seasons with 100 points or more ranks second in NFL history, trailing only Nick Lowery's 11. 274 career field goals is 10th on NFL's alltime list, three behind Philadelphia's Eddie Murray. Scoring streak is second in NFL history, trailing only former Cincinnati Bengal Jim Breech (186). 180 games played is 4th on Saints alltime list. Of 840 career kickoffs, 365 (43.5%) have gone for touchbacks. 22 career field goals of 50 yards or more is first on NFL's alltime list. Has accounted for 18 game-winning field goals. Has kicked three or more field goals in game 28 times in his career, and four or more on 11 occasions. Selected to "Team of the Decade" for the 1980s. Contract runs through 1996 with no option. **1993** — Finished fourth in the NFC with 117 points, the third straight season and eighth time in his career he has surpassed the 100-point mark...hit on 28 of 35 field goals, the second straight year and fourth time in his career he has achieved an 80% success rate...connected on all 33 PATs...converted his first five field goals of the season to extend his consecutive field goal streak to 25, which at the time was an NFL record, and has since been broken by San Diego's John Carney (29) and Atlanta's Norm Johnson (26)... a 42-yarder that went wide left in week 2, at Atlanta 9/12, ended Andersen's streak... tied a career-high he initially set in 1992 with four game-winning field goals: at Atlanta 9/12 (44 yards), vs. San Francisco 9/26 (49 yards), at Phoenix 10/31 (38 yards) and at Minnesota 11/28 (24 yards)... was named NFC Special Teams Player-of-the-Week in the 49ers game 9/26 when he connected on three field goals, including a 49-yarder with five seconds left to give Saints 16-13 win... hit a season-long 56-yarder at Philadelphia 12/26 when he was 4-4 on field goals... 56-yarder marked the second-longest kick of his career (60 vs. Chicago 10/27/91), and his longest outdoors, surpassing his previous best of 55 yards, at Denver 9/15/85... also converted all four of his field goal attempts in season-opening win, vs. Houston 9/5... 35 of 76 kickoffs went for touchbacks. **1992** — Earned his club-record sixth Pro Bowl trip with an NFC-best 85.3% field goal accuracy mark (29-34)... named to College and Pro Football Newsweekly and Pro Football Weekly/PFWA All-NFL teams, and the Associated Press All-Pro second team... 120 points were tied with Washington's Chip Lohmiller for tops in the NFC... point and field goal totals were each second-best in his career (121 in '87, 31 in '85)... four game-winning field goals marked a career-high... tied his own club record when he booted five field goals in 22-14 win over Atlanta 12/3, including 37-yarder with 1:56 to play to put Saints on top... kicked 47-yarder with 1:51 to play to



lift Saints to 10-7 win at Atlanta, 9/20... booted 30-yarder with 3:37 left to propel Saints to 13-10 victory over Rams, 10/11, and a 50-yarder with 9:14 to play vs. Tampa Bay 11/1 that proved to be winning margin in 23-21 victory... was perfect (3-3) from 50 yards and out... 40 of 81 kickoffs went for touchbacks. **1991** — Hit on 78.1% of his field goals (25-32), his best mark since he connected 86.7% of the time (26-30) in 1986... led team with 113 points, third-most in the NFC... was good on all four field goal attempts, while all seven kickoffs went for touchbacks in 26-0 win over Minnesota 9/22... 60-yard field goal at end of first half vs. Chicago 10/27 tied Steve Cox (Cleveland, vs. Cincinnati 10/21/84) for the second-longest field goal in NFL history (63, Tom Dempsey Saints vs. Detroit 11/8/70)... overall, 43 of 79 kickoffs went for touchbacks. **1990** — Although it was the first time in six seasons he failed to reach the 100-point mark, Morten was voted to his fifth Pro Bowl... converted 77.8% of his field goal attempts (21-27), second-best in the NFC... 30 of 66 kickoffs went for touchbacks (45.9%), second most in the NFL (33, Lee Johnson), and the best percentage in the League... tied a career-high with three field goals of 50 yards or more, hit a season-long 52-yarder vs. Cleveland, 10/14, his longest since he kicked a 52-yarder on the final week of the 1987 season... converted all four of his field goal attempts opening week vs. San Francisco, 9/10... accounted for a 3-pointer in each of the last seven regular season contests, and playoff matchup at Chicago, where he hit on 2 of 4... kicked a pair of game-winning field goals, including a 24-yarder with two seconds left in season finale against Rams, 12/31, to boot Saints into playoffs... 40-yarder with 4:43 remaining at San Francisco 12/23, provided winning margin in 13-10 victory to keep playoff hopes alive. **1989** — Scored more than 100 points for the fifth straight season... with Dalton Hilliard accounting for 108 points, it was the first time since 1982 Morten did not lead the club in scoring... first time in five years he was not selected for the Pro Bowl... booted a pair of field goals on seven occasions, converted three of five in 22-19 triumph at Buffalo 12/10, including a 22-yard game-winner with 1:53 to play, the eighth game-winner in his career... missed extra point at Rams, 10/22, snapped string of 45 straight... kicked a season-long 49-yarder vs. San Francisco 10/8, the first time since 1982 he did not kick one of 50 yards... named NFL Alumni Association's Kicker-of-the-Year. **1988** — Made fourth consecutive Pro Bowl appearance after leading Saints in scoring with 110 points... hit on 26 of his 36 field goals on the season... hit two game-winners, vs. Dallas (49 yards 10/3) and vs. Atlanta (30 yards 12/18)... converted a 51-yarder vs. Raiders 10/23... hit a pair of field goals five times, a trio twice, made good on four of five for Saints only points vs. Giants, 11/27. **1987** — Became NFL's most proficient kicker alltime, surpassing the minimum number of successful field goals (100) for consideration... had his best scoring season ever, with 121 points, led NFL kickers in scoring... was perfect 18-18 from inside 40 yards, hit 28 of 36 field goals overall... perfect 37-37 in PATs... hit five field goals against San Francisco 10/25 to tie team record he established 12/1/85 vs. Rams, but missed 52-yarder at game's end that would have given Saints a win in 24-22 thriller... was four of four in season's final week vs. Green Bay, including a season-long of 52 yards... also booted four (5 attempts) at San Francisco, 11/15, including a 40-yard game-winner with 1:06 to play. **1986** — Had team-record 20 straight successful field goals broken against Washington 10/5... hit 26 of 30 field goals (86.7%), best in NFL... was three of three on three occasions (at Jets 10/26, vs. San Francisco 11/2, at St. Louis 11/16)... season long of 53 yards came in the Jets contest. **1985** — Scored over 100 points for first time in his career with 120, a club record at the time... was 3-4 from outside 50 yards, and 31-35 overall, leading to his



first Pro Bowl appearance... hit season-long field goal of 55 yards at Denver 9/15... set club record with five field goals (5 attempts) vs. Rams, 12/1... was three of three on three occasions. **1984** — Hit field goal (53 yds) on last play at Cleveland 10/28 to win game 16-14, booted three of three that day. **1983** — Hit game-winners on last play against Chicago (41 yards 9/18), at Atlanta (35 yards 10/9) and at Philadelphia (50 yards 12/11)... also kicked a 52-yarder in the Philadelphia game, one of only 23 (29 times) kickers in NFL history to convert a pair of 50-yarders in one contest... was four of four at Atlanta. **1982** — Sprained an ankle in first pro game on opening kickoff vs. St. Louis 9/12, but missed only one game that year due to players' strike... recovered and played in all seven contests following strike.

COLLEGE: First team All-America as senior by UPI, Walter Camp, and Sporting News... played in 1982 Blue-Gray and Senior Bowl games... also all-academic Midwest as senior with 3.25 GPA... kicked school record 63-yard field goal as senior... had only 17 of 56 kickoffs returned senior season... dual major, communications and German, with minors in marketing and French.

PERSONAL: Attended Ben Davis High School in Indianapolis... came to United States in 1977 as part of a cultural exchange program, never kicked a football until coming to U.S... started playing soccer at age five... speaks four languages (Danish, German, French, English)... Morten's "Kicks for Kids" program has raised over \$400,000 for Critical Care at Children's Hospital (\$250 per field goal) since its inception in 1983... has served as an analyst for Danish television, TV 3 ScanSat, in each of the last four Super Bowls... received New Orleans Sports Foundation's Outstanding Sports Citizen Award for 1990... cut top-40 type record "Take It To The Top" with former punter Brian Hansen during 1985 season... appeared in dinner theatre play that ran several weeks during 1985 offseason... is co-owner of a Champions Sports Bar in Metairie... single... lives in Harahan.

GAMES PLAYED: (1982, 8); (1983, 16); (1984, 16); (1985, 16); (1986, 16); (1987, 12); (1988, 16); (1989, 16); (1990, 16); (1991, 16); (1992, 16); (1993, 16). Totals 180.

PLAYOFF GAMES PLAYED: (1987, 1); (1990, 1); (1991, 1); (1992, 1). Totals 4.

STATISTICS

Year	PAT	1-19	20-29	30-39	40-49	50+	Tot.	LG	BK	Pts.
1982	6-6	-	-	1-1	1-3	0-1	2-5	45	0	12
1983	37-38	2-2	8-8	3-4	2-6	3-4	18-24	52	2	91
1984	34-34	-	9-9	4-5	5-10	2-3	20-27	53	1	94
1985	27-29	-	4-5	13-14	11-12	3-4	31-35	55	0	120
1986	30-30	1-1	11-11	6-7	6-6	2-5	26-30	53	0	108
1987	37-37	3-3	6-6	9-9	8-12	2-6	28-36	52	0	121
1988	32-33	1-1	11-12	8-11	5-8	1-4	26-36	51	1	110
1989	44-45	-	7-8	10-11	3-6	0-4	20-29	49	1	103
1990	29-29	-	5-5	5-6	8-12	3-4	21-27	52	1	92
1991	38-38	-	6-6	11-13	6-9	2-4	25-32	60	0	113
1992	33-34	-	10-10	8-10	8-11	3-3	29-34	52	0	120
1993	33-33	2-2	7-7	7-7	11-14	1-5	28-35	56	-	117
Totals	380-386	9-9	84-87	85-98	74-109	22-47	274-350	60	6	1202



Playoffs

1987	1-1	-	-	-	1-1	-	1-1	40	0	4
1990	0-0	-	-	1-1	1-3	-	2-4	47	1	6
1991	2-2	-	-	1-1	1-1	-	2-2	45	0	8
1992	2-2	-	-	1-1	1-1	-	2-2	42	0	8
Totals	5-5	0-0	0-0	3-3	4-6	0-0	7-9	47	1	26

Additional Stats: Kickoffs/Touchbacks (840/365); 1982, 27/9; 1983, 73/30; 1984, 65/21; 1985, 74/28; 1986, 70/32; 1987, 74/38; 1988, 73/29; 1989, 82/30; 1990, 66/30; 1991, 79/43; 1992, 81/40; 1993, 76/35.

Career-Highs

FG Attempts: 7 vs. San Francisco, 10/25/87	Extra Points: 6 vs. Denver, 11/20/88
FG Made: 5 vs. Rams, 12/1/85	Points: 17 vs. Rams, 12/1/85
5 vs. San Francisco, 10/25/87	Long FG: 60 vs. Chicago, 10/27/91
5 vs. Atlanta, 12/13/92	

NFL's Most Accurate Kickers (Minimum 100 made)

	FGM	FGA	Pct.
1. Nick Lowery	329	412	79.85
2. Pete Stoyanovich	125	157	79.62
3. David Treadwell	124	158	78.48
4. Chris Jacke	116	148	78.38
5. Morten Andersen	274	350	78.29
6. Gary Anderson	285	366	77.87

NFL's Alltime Leading Scorers Still Active (As of end of 1993)

	AT Rank	FGs	PATs	Points
1. Nick Lowery	4	329	486	1,473
2. Eddie Murray	10	277	432	1,263
3. Gary Anderson	12	285	384	1,239
4. Matt Bahr	14	250	459	1,209
5. Morten Andersen	15	274	380	1,202
6. Norm Johnson	18	222	444	1,110



6 TOMMY BARNHARDT

Punter Year With Saints: 7 Year in NFL: 8
Ht: 6-2 Wt: 207 College: North Carolina
Born: June 11, 1963 at Salisbury, North Carolina
Joined Saints: Free Agent, 1989

PRO: Originally drafted by Tampa Bay in the ninth round in 1986, was released in camp. Adept at pinning opponents inside their own 20 with his excellent hang time. Has served as holder for Morten Andersen since 1990. Barnhardt and Andersen combine to form one of the NFL's best kicking tandems in the NFL. First on the Saints' all-time list with a 42.9-yard average (366 punts). Contract runs through 1995 with no option. **1993** — Followed up his finest season as a pro with another stellar year... finished fourth in the NFC with a 43.6-yard average on 77 punts, was fifth with a net average of 37.5... gross average is third-best in club history... hit a career-high 26 kicks inside-the-20, third-most in the NFL... hit a season-long of 58 twice, at Pittsburgh 10/17 and vs. Cincinnati 1/2... had a punt of 50 yards or more in 10 games... established a career-best with six kicks inside-the-20 vs. Detroit 9/19... was named NFC Special Teams Player-of-the-Week for his performance in the Lions game, which included a 37.9-yard average on seven punts, and four fair catches by Lions punt returner Mel Gray, who brought back just one punt for two yards... tied a career-high with 10 punts at Cleveland 12/5... rushed for 18 yards on a fake punt at Rams 10/3... completed only pass of career, to Brad Muster for seven yards on a fake field goal, vs. Giants 12/20... Muster scored from 1-yard out two plays later. **1992** — Set a Saints single-season record with a career-high 44-yard average (67 punts)... gross average was second in the NFC and fifth in the NFL, net of 37.7 was second in the NFC and fourth in the NFL... 10 kicks went for touchbacks, while 19 were pinned inside-the-20... opponents called for 22 fair catches, tied for most by opponent in Saints' history (1970)... hit three punts for a season-high 52.3 average, including kicks of 62 and 60 yards, at Phoenix 10/18... punted a season-high eight times (42.1 avg.) at New England 11/8... rushed for 12 yards and a first down on a fake field goal vs. Tampa Bay 11/1... had a punt for 50 yards or more in all but four games, 16 of 67 punts went for 50 or more. **1991** — Finished third in NFC with a 43.5-yard average on a career-high 86 punts... hit 20 inside-the-20, had a net of 35.3... punted five times for a season-high 48-yard norm with a long of 57 vs. Minnesota 9/22... accounted for four inside-the-20 vs. Rams 9/15, booted nine punts for a 43.9 average with three inside-the-20 vs. San Francisco 11/10... averaged 44.4 yards on seven punts, including a season-long 61-yarder at Kansas City 9/8... had punts of 50 yards or more in nine of 16 contests. **1990** — Turned in an outstanding effort in first full season in the NFL... finished fourth in the NFC with a 42.7-yard average on 70 punts... net norm of 36.2 was third in the conference... placed 20 kicks inside-the-20, including three vs. San Francisco 9/10 and at Cincinnati 11/4, while just six went for touchbacks... awarded game ball in kicking game at Cincinnati when he hit six kicks for a 48.2 average, including a career long of 65... also received game ball at Rams, 12/9 when he averaged 50.4 yards on five punts, including kicks of 57, 52 and 53 yards... had punts of 50 yards or more in eight of 16 contests. **1989** — Signed with Saints 10/11 after being released in training camp by Detroit... in 11 games punted 55 times for a 39.6-yard average... hit 17 kicks



inside-the-20 while only four went for touchbacks... hit kicks of 56 yards twice, vs. Rams 11/26 and vs. Philadelphia 12/18... exhibited excellent hang time, opponents called for 11 fair catches and averaged just 6.2 yards per return... punted a career-high 10 times (41.5) vs. Rams, 11/26... had best game against Eagles, averaged 46.6 yards on eight kicks, including boots of 56, 53, 50, 49 yards to keep the Eagles deep in their own territory in a 30-20 Saints' win. **1988** — After being released by Chicago in training camp, latched on with Washington... in four contests for the Redskins, punted 15 times for a 41.9-yard average with a long of 55 yards... went on injured reserve 10/11 for remainder of campaign with a pulled quadriceps. **1987** — After being released by Bucs for second straight summer, signed with Saints for replacement schedule... in three games with Saints punted 11 times for a 43.9-yard average, one touchback, four inside-the-20 and a long of 52 yards... released by New Orleans 11/3, signed with Chicago 12/16 and played in final two regular season contests and playoff game for the Bears.

COLLEGE: Transferred to North Carolina after a year at East Carolina... earned first team All-ACC honors each of his last two seasons with the Tar Heels, with a 43.6 average in 1984, followed by a 41.5 norm in 1985... hit a career long 59-yarder against Virginia in 1984, booted one of 57 yards in 1985... holds a degree in business with a minor in psychology.

PERSONAL: Played quarterback at South Rowan High School in China Grove, North Carolina... donates \$100 for every kick inside-the-20, and \$200 for every one inside-the-10 to "A Child's Wish"... is an avid golfer... single... makes home in Kenner... full name is Tommy Ray Barnhardt.

GAMES PLAYED: (1987, 5); (1988, 4); (1989, 11); (1990, 16); (1991, 16); (1992, 16); (1993, 16). Totals 84. Totals with Saints-78. **PLAYOFF GAMES PLAYED:** (1987, 1); (1990, 1); (1991, 1); (1992, 1). Totals 4. Totals with Saints 3.

PUNTING

Year	No.	Yds.	Avg.	TB	IN20	LG	BK
1987 (N.O.)	11	483	43.9	1	4	52	0
1987 (Chi.)	6	236	39.3	0	2	50	0
1987 (Total)	17	719	42.3	1	6	52	0
1988 (Wash.)	15	628	41.9	2	1	55	0
1989	55	2179	39.6	4	17	56	0
1990	70	2992	42.7	6	20	65	1
1991	86	3743	43.5	10	20	61	1
1992	67	2947	44.0	10	19	62	0
1993	77	3356	43.6	6	26	58	0
Totals	387	16564	42.8	39	109	65	2
Totals with Saints	366	15701	42.9	37	106	65	2



Playoffs


1987 (Chicago)	4	145	36.3	0	0	44	0
1990	3	90	30.0	0	0	38	0
1991	3	162	54.0	2	0	56	0
1992	3	136	45.3	1	0	48	0
Totals	13	533	41.0	3	0	56	0

Additional Stats: Rushing: (7-3 yards): 1987, 1-(-13); 1991, 1-0 yards; 1992, 4-(-2) yards, 12 long; 1993, 1-18 yards. Passing: 1993, 1-1, 7 yards.

Career-Highs

Punts: 10 vs. Rams, 11/26/89
10 at Cleveland 12/5/93
Yards: 415 vs. Rams, 11/26/89

Average: 52.3 at Phoenix, 10/18/92
Long Punt: 65 at Cincinnati, 11/4/90
Inside-the-20: 6 vs. Detroit, 9/19/93



24 DEREK BROWN

Running Back Year With Saints: 2 Year in NFL: 2
Ht: 5-9 Wt: 186 College: Nebraska
Born: April 15, 1971 at Banning, California
Joined Saints: Draft Choice No. 4b, 1993

PRO: Was the Saints' second-pick in the fourth round, the 109th selection overall and the 14th running back taken in the 1993 draft. Possesses good quickness and cut-back ability. Contract runs through 1995 with no option. **1993** — Was thrust into starting spot at halfback in preseason with knee injury to Fred McAfee, and season-ending knee injury to Vaughn Dunbar... opened 12 of the 13 games in which he played, was 10th in the NFC and fifth among NFL rookies with 705 yards rushing and two TDs on 180 attempts... became the third straight rookie and the ninth overall to lead the Saints in rushing... was also fifth on club with 21 receptions for 170 yards and a TD... accounted for his first NFL touchdown, a 2-yard run, in season-opening win over Houston 9/5... rushed for 125 yards on 25 carries vs. Detroit 9/19, and 106 yards, including a season-long 60-yard run, vs. Green Bay 11/14... was the only Saint to turn in a 100-yard rushing day on the year... overall, led club in rushing on eight occasions... was inactive games 11-13 with a sprained ankle sustained at San Francisco 11/28.

COLLEGE: Left school with one year of eligibility still remaining, sat out 1989... finished his three years with 2,821 yards rushing and 24 TDs on 478 attempts, and 30 receptions for 325 yards and a TD... was a first-team All-Big Eight choice each of his final two years... was the Conference Offensive Player-of-the-Year and an honorable mention All-America selection as a junior in 1992 with 1,024 yards rushing and four TDs on 173 carries... was a third-team All-America pick in 1991 with a career-high 1,323 yards rushing and 14 TDs on 235 attempts... majored in consumer science and education.

PERSONAL: Lettered in football and track at Anaheim Servite High School... as a senior, received the Glenn Davis Award as the top prep player in the Southern Cali-



fornia region when he ran for 20 touchdowns and set an Orange County record with 2,400 rushing yards... finished his career as the third-leading rusher in County history with 4,800 yards... single... resides in Kenner... full name is Derek Dernel Brown.

GAMES STARTED/PLAYED: (1993, 12/13).

Year	RUSHING					RECEIVING			
	No.	Yards	Avg.	LG	TD	No.	Yards	LG	TD
1993	180	705	3.9	60	2	21	170	19	1

Additional Stats: Kickoff Returns: 1993, 3-19.3 avg., 23 Long. Fumbles: 1993, 1.

Career-Highs

Rushes: 25 vs. Detroit, 9/19/93
Rushing Yards: 125 vs. Detroit, 9/19/93
Long Run: 60 vs. Green Bay, 11/14/93
Rushing TDs: 1, 2 different times

Receptions: 3, 4 different times
Receiving Yards: 36 at Atlanta, 9/12/93
Long Reception: 19 at Atlanta, 9/12/93



26 VINCE BUCK

Defensive Back Year With Saints: 5 Year in NFL: 5
Ht: 6-0 Wt: 198 College: Central St. (Ohio)
Born: January 12, 1968 at Owensboro, Kentucky
Joined Saints: Draft Choice No. 2, 1990

PRO: The 44th pick overall and fifth defensive back taken in the 1990 draft. Has played his first four seasons at cornerback, but also possesses the ability to play either free or strong safety. Will be given an opportunity at free safety in 1994 following departure of Gene Atkins to Miami as an unrestricted free agent. Is in the option year of his contract. **1993** — Opened all 16 games at LCB, the first time in his career he has started every regular season contest... one of three Saints DBs to start all 16 games, part of a unit that led the NFL in pass defense for the second straight season... recorded a career-high 73 tackles on defense, placing him in seventh spot on the club... added two stops on special teams... led team with 15 passes defended, tied for second with two interceptions... also recovered two fumbles, forced a fumble and registered the first three sacks of his career... tallied a career-high nine tackles (8 solo) in win vs. San Francisco, 9/26... had eight tackles, a fumble recovery and a career-best four passes defended at Cleveland 12/5. **1992** — Came back after missing the final three regular season games and playoff contest of 1991 with a pinched nerve in his neck sustained at San Francisco 12/1... underwent intense off-season strength and rehabilitation program... started season-opener at LCB, and recorded four tackles before leaving game with a knee injury, spent the next six games on injured reserve... in first game back, vs. Tampa Bay 11/1, intercepted a pass... served as safety in nickel and dime packages through final nine games of season... started at San Francisco 11/15 as Saints opened with five DBs, recorded seven tackles including 1/2 a sack... started at strong safety as part of a regular defense, at Jets 12/26... intercepted a pass and returned it 34 yards for his first NFL TD to seal



Saints 24-13 win over Miami, 11/29... in 10 games played, including five starts, registered 33 tackles, two interceptions, six passes defended and 1/2 a sack... also saw punt return duty at New England 11/8 when he brought back two for four yards. **1991** — Started all 13 games in which he played at LCB, tied for team-lead (Atkins) with five interceptions... recorded 45 tackles on season, including three on special teams... was also second on club with 15 passes defended and tied for first with three fumble recoveries... picked off two passes vs. Chicago 10/27, and two more the following week, at Rams, becoming the first player in Saints' history to accomplish that feat... registered a season-high seven tackles at Kansas City 9/8... suffered a pinched nerve in his neck at San Francisco 12/1, was taken off the field on a stretcher, spent the remainder of the season on injured reserve... returned 31 punts for an 8.4-yard average on the year... brought back three punts for a season-high 18.3 norm, including a career-long 52-yard return vs. Tampa Bay 10/20. **1990** — Began rookie season primarily on special teams, but earned starting role as nickel back by the middle of the schedule... tallied 24 tackles (21 solo), tied for third with 10 passes defended, including three in 20-17 victory over Rams, 12/31... finished second on club with 14 special teams tackles... started only game of season at Rams 12/9 as Saints opened with five defensive backs, was credited with five tackles (2 on special teams) and a pass break up in the game... recovered a fumble and forced one in Saints win at San Francisco, 12/23... also proved valuable as a punt returner, fielded 37 punts for an 8.2 average... returned three for a season-high 15.3 norm at Dallas, 12/2, returned five for a 12.8 average including a season-long of 33 against Rams, 12/31.

COLLEGE: Set Marauders school record with 30 interceptions, including 10 as a freshman and junior... was an NAIA All-America and Defensive Player-of-the-Year as a senior, when he broke his own school record with 45 punt returns for an 18.1 average... three punt returns went for touchdowns, including a 98-yarder, had four others called back because of penalty... returned 38 punts for a 19.9 norm and three touchdowns as a junior... established school record with four interceptions in a game freshman year... played in Hula Bowl and East-West Shrine game... majored in secondary education.

PERSONAL: Lettered three seasons as a defensive back and two years at running back at Owensboro (Kentucky) High School, where he was a teammate of Miami running back Mark Higgs and Tampa Bay kicker Ken Willis... also did the pole vault in track... is active with the Boys and Girls Club of New Orleans... did an internship this past offseason with the Jefferson Parish Recreation Department... married (Erika)... lives in Kenner... full name is Vincent Lamont Buck.

GAMES STARTED/PLAYED: (1990, 1/16); (1991, 13/13); (1992, 5/10); (1993, 16/16). Totals 35/55. **PLAYOFF GAMES STARTED/PLAYED:** (1990, 0/1); (1992, 0/1). Totals 0/2.

Year	TACKLES			INTERCEPTIONS				PUNT RETURNS				
	Tkl	Asst	Tot.	No.	Yds.	LG	TD	No.	FC	Yds.	Avg.	LG
1990	35	3	38	0	0	—	0	37	8	305	8.2	33
1991	43	2	45	5	12	12	0	31	13	260	8.4	52
1992	27	7	34	2	561	34t	1	2	4	4	2.0	3
1993	61	14	75	2	28	28	0	None				
Totals	166	26	192	9	63	34t	1	70	25	569	8.1	52




Playoffs

1990	4	1	5	None			1	0	2	2.0	2
1992	0	1	1	None			None				
Totals	4	2	6	0	0	0	1	0	2	2.0	2

Additional Stats: Passes Defended (46): 1990, 10; 1991, 15; 1992, 6; 1993, 15. Fumbles Recovered (6): 1990, 1; 1991, 3; 1992, 2. Forced Fumbles (2): 1990, 1; 1993, 1. Kickoff Returns: 1990, 3-38 yards. Fumbles: 1990, 1. Sacks (3.5-24 yards): 1992, 0.5-0 yards; 1993, 3-24 yards.

Career-Highs

Tackles: 9 vs. San Francisco, 9/26/93 Interceptions: 2 vs. Chicago, 10/27/91
Solo Tackles: 8 vs. S.F., 9/26/93 2 at Rams, 11/3/91
Passes Defended: 4 at Cleveland, 12/5/93 Long Return: 34t vs. Miami, 11/29/92



41 TOI COOK

Cornerback Year With Saints: 8 Year in NFL: 8
Ht: 5-11 Wt: 188 College: Stanford
Born: December 3, 1964 at Chicago, Illinois
Joined Saints: Draft Choice No. 8, 1987

PRO: The last of four defensive backs chosen by the Saints in the 1987 draft. Although he has played the last five seasons at cornerback, Toi also has seen time at the free safety spot in his seven-year stint with the Saints. Possesses knowledge and instincts to play any spot in defensive backfield. Tied for sixth on club's alltime list with 16 interceptions. Two career interception returns for touchdowns are tied for third, 101 games played is tied for 25th. **Unrestricted free agent at press time, has not signed contract with Saints for 1994. 1993** — Started all 16 games at RCB, one of three Saints DBs to open every contest... was 10th on team with 50 total tackles, including 45 solo hits, finished second with nine passes defended... also registered a sack, an interception, two fumble recoveries and a forced fumble... had best game of year in season-opening win vs. Houston when he tallied a season-high seven tackles, a sack, an interception, two passes defended and a fumble recovery. **1992** — Did not open season as starter, but a knee injury to Vince Buck in season-opener, at Philadelphia 9/6, thrust him into starting spot at LCB... finished sixth on team and second among DBs with 60 tackles, including a career-high 10 vs. Chicago 9/13, when he also came up with his first interception of the season... led team, tied for third in the NFC with a career-high six interceptions on the year, also defended 16 passes and forced a fumble... came up with first blocked kick of career when he got in front of a Scott Fulhage punt, at Atlanta 9/20... returned interception 48 yards for second career touchdown, vs. Atlanta 12/3 to seal 22-14 victory... accounted for first two-INT day of career in season finale, at Jets 12/26... first theft came deep in Saints' territory, second came in own end zone in fourth quarter to preserve shutout in 20-0 win... had four interceptions over the final four weeks of the season... registered lone sack of season vs. Tampa Bay 11/1... also contributed three stops on special teams. **1991** — Started all 14 games in which he played at RCB, before a



fractured forearm at Dallas 12/8 ended his season... led team with 17 passes defended, including three at Atlanta 9/29, and two on four other occasions... recorded 36 tackles and three interceptions on season... registered interceptions in back-to-back games, at Philadelphia 10/13 and vs. Tampa Bay 10/20. **1990** — Opened all 16 contests at RCB, tied for fourth on club with a career-high 73 tackles... led team with 20 passes defended, finished in a 4-way tie for team lead with two interceptions... knocked away a career-best six passes at Atlanta 10/7... recorded seven tackles, a sack and two passes defended vs. Atlanta 11/25... registered a career-high nine solo tackles in big Saints win, at San Francisco 12/23. **1989** — Earned starting assignment for first time in NFL career... after playing in nickel situations first two weeks, opened final 14 contests at right cornerback... recorded first pro sack opening week, vs. Dallas... snared three interceptions on season, including a 63-yarder for a score in season finale, vs. Indianapolis... ranked seventh on club with 54 total tackles, also tallied a pair of stops on special teams... credited with a season-high seven tackles vs. Rams 11/26... 14 passes defended were second behind Robert Massey's 18... made first career reception (8 yds.) at Green Bay 9/17. **1988** — Although he didn't start, Toi played in all 16 games and saw his playing time increase from rookie season... used in nickel and dime schemes, but majority of action came on special teams... made 12 tackles, defended two passes... accounted for first career interception, vs. Giants 11/27. **1987** — Spent most of season learning... saw most of playing time on special teams, got into seven games... recorded four tackles and one pass defended on the year.

COLLEGE: Led Stanford in interceptions his last three seasons as a starting cornerback... had eight interceptions as senior, 17 in his career... was a three-year member and a two-year starter in right field and center field for the Cardinal baseball squad... was the starting center fielder on Stanford baseball team that won the college world series in 1987... a first team All-PAC 10 performer in 1986 with a .337 batting average, 10 home runs and a team-high 37 stolen bases and 50 RBIs... selected in the 1987 baseball draft by the Minnesota Twins... majored in communications.

PERSONAL: Attended Montclair Prep High School in Van Nuys, California... as a defensive back and wide receiver, led team in tackles and scored 14 TDs as senior... has aspirations of getting into the entertainment field after football, particularly in the writing, producing and directing of a motion picture... along with two college friends, has formed "BLT Productions", a group which has already written its first screenplay, entitled "Free James Brown"... father works as a cameraman at Paramount Studios... married (Kristine) with son (Connor Austin 6/28/93)... resides in Los Angeles during offseason... full name is Toi Fitzgerald Cook.

GAMES STARTED/PLAYED: (1987, 0/7); (1988, 0/16); (1989, 14/16); (1990, 16/16); (1991, 14/14); (1992, 15/16); (1993, 16/16). Totals 75/101.

PLAYOFF GAMES STARTED/PLAYED: (1990, 1/1); (1992, 1/1). Totals 2/2.



Year	Tkl	TACKLES		INTERCEPTIONS			
		Asst	Tot.	No.	Yds.	LG	TD
1987	3	1	4	0	0	0	0
1988	12	0	12	1	0	0	0
1989	45	11	56	3	81	63t	1
1990	66	7	73	2	55	50	0
1991	35	1	36	3	54	22	0
1992	48	15	63	6	90	48t	1
1993	45	9	54	1	0	0	0
Totals	254	44	298	16	280	63t	2
Playoffs							
1990	5	0	5	None			
1992	4	1	5	None			
Totals	9	1	10	0	0	0	0

Additional Stats: Passes Defended (79): 1987, 1; 1988, 2; 1989, 14; 1990, 20; 1991, 17; 1992, 16; 1993, 9. Sacks (4-41 yards): 1989, 1-23 yards; 1990, 1-0 yards; 1992, 1-10 yards; 1993, 1-8 yards. Fumbles Recovered (2): 1993, 2. Forced Fumbles (3): 1990, 1; 1992, 1; 1993, 1. Receiving: 1989, 1-8 yards. Punt Returns: 1987, 1-3 yards.

Career-Highs

Tackles: 10 vs. Chicago, 9/13/92
Solo Tackles: 9 at S.F., 12/23/90
Interceptions: 2 at Jets, 12/26/92

Most Yards on INTs: 63 vs. Ind., 12/24/89
Long INT Return: 63t vs. Ind., 12/24/89
Passes Defended: 6 at Atlanta, 10/7/90



71 RICHARD COOPER

Tackle Year With Saints: 5 Year in NFL: 5

Ht: 6-5 Wt: 290 College: Tennessee

Born: November 1, 1964 at Memphis, Tennessee

Joined Saints: Free Agent, 1989

PRO: Went to camp with Seattle in 1988, was released. Signed by the Saints as a free agent in 1989, spent the entire '89 season on developmental squad, while making change to offensive line. Had played on defensive line throughout high school and college. Excellent athlete who has developed into a solid NFL tackle. Has started 35 straight games, the longest current streak of any Saints offensive player. After starting the last three seasons at left tackle, could open the '94 season at right tackle, flip-flopping with William Roaf, who held that spot last season. Contract runs through 1995 with no option. **1993** — Started all 16 games at left tackle and did not miss an offensive snap... was awarded a game ball in win over Detroit 9/19. **1992** — Claimed starting left tackle spot in training camp and never lost it... opened all 16 contests at LT, was spelled briefly in each by Chris Port... part of a line that yielded an NFL-low 15 sacks. **1991** — After learning trade as offensive lineman for only two years, stepped in and started 11 games at left tackle... subbed for an injured Kevin Haverdink in each of the the first four games, moved into starting role




for fifth contest, at Atlanta 9/29... kept that spot through 12th week, vs. Atlanta 11/24, until nagging injuries bothered him near end of season... sprained an ankle in the Falcons contest and did not play the following week at San Francisco... came back and opened the final three regular season games and playoff contest at LT.

1990 — Made tremendous strides in first season of competition as an offensive lineman after spending entire football career on the defensive side... saw brief action at left tackle vs. Detroit 10/28, subbing for an injured Haverdink... left game shortly afterwards with a pulled hamstring... started in Haverdink's spot at Rams 12/9 and showed good promise.

COLLEGE: Lettered four years for the Vols... was a three-year starter at defensive end, where he earned All-SEC honors junior year... majored in communications.

PERSONAL: Attended Melrose High School in Memphis, Tennessee where he played defensive end, outside linebacker and some on the offensive line... was the state champion in the shot put and discus as a junior and senior... prior to joining Saints in 1989, worked for a brief time as a security guard at a Tennessee State Penitentiary in Memphis... established a non-profit scholarship fund last year at George Washington Carver High School in New Orleans, which provides five \$5,000 scholarships each year, and \$10,000 to develop a day care center at the school... married (Karen)... resides in Kenner... full name is Richard Warren Cooper.

GAMES STARTED/PLAYED: (1990, 1/2); (1991, 11/15); (1992, 16/16); (1993, 16/16). Totals 44/49. **PLAYOFF GAMES STARTED/PLAYED:** (1991, 1/1); (1992, 1/1). Totals 2/2.



95 RONNIE DIXON

Nose Tackle Year With Saints: 2 Year in NFL: 2
Ht: 6-2 Wt: 292 College: Cincinnati
Born: May 10, 1971 at Clinton, North Carolina
Joined Saints: Draft Choice No. 6, 1993

PRO: The 165th player selected in the 1993 draft. Is an extremely strong player. Contract runs through 1995 with no option. **1993** — Was waived 8/30 and re-signed to the 53-man squad a day later... played in just two games during rookie season, was inactive for the other 14... saw brief action at Pittsburgh 10/17 and at Phoenix 10/31.

COLLEGE: Opened every game at defensive tackle his final two years for the Bearcats... moved into starting lineup with four games left in sophomore season... sat out 1989... finished his career with 94 tackles, including nine sacks and 14 tackles for loss... was named the team's MVP as a senior when he recorded a career-high 35 tackles, with two sacks and seven tackles for loss... played in the Blue-Gray Game and the Senior Bowl... majored in criminal justice technology.

PERSONAL: Was an all-league performer and a second-team all-Eastern North Carolina selection at defensive tackle as a senior at Clinton (N.C.) High School... is the



youngest of six children... enjoys woodworking and weightlifting... married this past offseason (Robyn)... makes home in Clinton... full name is Ronnie Christopher Dixon.

GAMES STARTED/PLAYED: (1993, 0/2).



72 JIM DOMBROWSKI

Guard/Tackle Year With Saints: 9 Year in NFL: 9
Ht: 6-5 Wt: 300 College: Virginia
Born: October 19, 1963 at Williamsville, N.Y.
Joined Saints: Draft Choice No. 1, 1986


PRO: Sixth player and first offensive lineman selected in the 1986 draft. A tackle by trade, slowly moved into guard spot in middle of the 1989 campaign, after spending first 3 1/2 years at tackle. Has played in 106 straight games, tied with Morten Andersen for longest current streak on the club. Possesses quick feet, is an excellent run blocker, has improved his pass blocking each year with the Saints. Intelligent player who prepares well. Contract runs through 1997 with no option. **1993** — Appeared in all 16 games, marked the first time in the last six years he did not serve as a starter... opened two contests on the year, at LG vs. Rams 12/12 in place of an injured Chris Port, and at LG at Philadelphia 12/26 with injury to Joel Hilgenberg... saw action as a reserve at LG in each of the 14 games he did not start. **1992** — Started all 16 games for fifth consecutive year... was the only offensive lineman to take part in every offensive snap, the third straight year he has done that... opened every game at left guard, was part of a line that yielded a league-low 15 sacks. **1991** — Started all 16 games at LG, one of only two offensive linemen (Stan Brock) to open every contest... played every offensive snap for the second consecutive season... allowed only 1.5 sacks on the season, including a string of 12 straight without yielding one... versatility proved valuable as he filled in at LT spot in second half at Phoenix 12/22... part of a line that allowed just 19 sacks, second fewest in the NFL. **1990** — Started all 16 games, spent first full season at guard, as he and Kevin Haverdink gave Saints a solid left side... one of four Saints starting offensive linemen to line up for every snap... also part of a line that yielded only 20 quarterback sacks, second fewest in the NFL. **1989** — Opened all 16 contests, began first nine games at familiar left tackle spot, was moved inside to left guard for remainder of season following injury to Brad Edelman... one of Saints' most effective linemen despite the fact he played the first three games with a cast to protect a thumb he injured during the preseason. **1988** — Had his most productive season as a pro following rigorous offseason conditioning program in which he gained strength and stamina, and in the process dropped about ten pounds... started all 16 games at left tackle, one of only two Saints' offensive linemen to start every game (C Steve Korte)... added quickness as a result of offseason program was apparent on the field. **1987** — In what was, effectively, his rookie season, started 10 games at left tackle... missed first two games of season (knee sprain)... learned on-the-job. **1986** — Showed tumultuous ability, earned starting spot at left tackle... broken bone in his foot early in game three, at San Francisco 9/21, ended his season... played the rest of the game with the broken foot.



COLLEGE: Consensus All-America selection senior season... All-ACC three years... one of 12 Lombardi Award nominees as a senior, one of only two offensive linemen nominated... recipient of NCAA Top Six Award based on academic/athletic/leadership... started 45 consecutive games for Cavaliers... played in Hula and Senior Bowls... holds degree in biology, played final year of college football as a graduate student.

PERSONAL: Attended Williamsville (New York) South High School... serves as honorary chairman for the annual "Pole Bowl" bowling tournament which benefits "A Child's Wish"... married (Sandy) with daughter (Carter Elizabeth 2/23/89) and sons (Matthew James 6/11/91 and John Alexander 6/29/93)... family lives in Mandeville... full name is James Matthew Dombrowski.

GAMES STARTED/PLAYED: (1986, 3/3); (1987, 10/10); (1988, 16/16); (1989, 16/16); (1990, 16/16); (1991, 16/16); (1992, 16/16); (1993, 2/16). Totals 95/109.
PLAYOFF GAMES STARTED/PLAYED: (1987, 1/1); (1990, 1/1); (1991, 1/1); (1992, 1/1). Totals 4/4.



80 MARCUS DOWDELL

Wide Receiver Year With Saints: 2 Year in NFL: 2
Ht: 5-10 Wt: 179 College: Tennessee State
Born: May 22, 1970 at Birmingham, Alabama
Joined Saints: Draft Choice No. 10, 1992

PRO: Was originally drafted in the 10th-round in 1992 (276th overall). Possesses excellent speed, is one of fastest players on the roster. Contract runs through 1994 with no option. **1993** — Was waived 8/30 and re-signed to the 53-man roster the next day... played in nine games overall with one start... was inactive for seven contests, including each of the final six... caught six passes for 46 yards and a TD, with three for 28, including an 11-yarder for his first NFL score, vs. Green Bay 11/14... took a reverse from Fred McAfee on a kickoff vs. Atlanta 10/24 and raced 52 yards... tied for fifth on team with five tackles on special teams. **1992** — Spent the first five weeks of the season on the practice squad, was signed to the active roster 10/10 and played in four games, primarily on special teams... brought back 12 punts for a 3.1-yard average, including a 34-yard return vs. Rams 10/11 that set up game-winning field goal in 13-10 decision... was waived 11/10 and re-signed to the practice squad two days later where he spent the remainder of the year.

COLLEGE: Was a second-team All-Ohio Valley Conference choice as a senior when he caught 19 passes for 355 yards and three TDs... was a third-team All-America kick returner his senior season when he averaged 26.1 yards on 35 returns, including two TDs... was a first-team all-conference choice as a junior when he caught a career-high 28 passes for 672 yards and seven TDs... in four years tallied 61 receptions for 1,229 yards and 10 TDs, and returned 64 kickoffs for a 22.9-yard average and a pair of TDs... majored in health, physical education and recreation.

PERSONAL: Was an all-city selection at defensive back as a junior, and a second-team all-state choice at running back as a senior at Banks High School in Birming-




ham, Alabama... is the nephew of Eagles linebacker Tim Harris... last offseason, worked as a substitute teacher at First Baptist Christian School in Kenner... has two daughters (Marsha 10/3/90 and Destiny 2/5/93) and a son (Marcus, Jr. (10/8/93)... resides in Kenner... full name is Marcus Llewellyn Dowdell.

GAMES STARTED/PLAYED: (1992, 0/4); (1993, 1/9). Totals 1/13.

Year	No.	RECEIVING			TD
		Yards	Avg.	LG	
1992	1	6	6.0	6	0
1993	6	46	7.7	11t	1
Totals	7	52	7.4	11t	1

Additional Stats: Punt Returns: 1992, 12-3.1 avg., 34 Long. Kickoff Returns: 1993, 0-52 yards. Fumbles (5): 1992, 4; 1993, 1.



63 KARL DUNBAR


Def. End/Nose Tackle Year With Saints: 2 Year in NFL: 3
Ht: 6-4 Wt: 275 College: Louisiana State
Born: May 18, 1967 at Opelousas, Louisiana
Joined Saints: Free Agent, 1993

PRO: Was originally drafted in the eighth-round by Pittsburgh in 1990. Spent most of the '90 season on injured reserve with a foot injury, was activated for one game but did not play. Was waived by the Steelers during training camp in 1991. Played with Orlando of the World League in 1992. Went to camp with the Saints in 1992, was waived 8/31 and signed to the practice squad 9/2 where he spent the remainder of the year. Has the versatility and intelligence to play either nose tackle or end. Contract runs through 1994 with no option. **1993** — Proved to be a steady and reliable performer, played mostly at nose tackle spot in rotating line scheme... first NFL action came on final play in 16-13 win over San Francisco 9/26... played in 13 games overall, including a start at NT for an injured Les Miller, at Phoenix 10/31... responded with a season-high eight tackles (5 solo) in 20-17 victory over the Cardinals... recorded 24 total tackles (14 solo) on the year.

COLLEGE: Was hampered throughout most of his senior season with a foot injury, but still finished his four-year career with 176 total tackles and 11 sacks... registered 60 tackles and six sacks as a senior, and 69 stops, including five sacks as a junior... started seven games at defensive end his sophomore year... holds degree in criminal justice.

PERSONAL: Was a two-time district MVP and Class A Player-of-the-Year as a tight end and linebacker at Plaisance High School in Opelousas, La... married (Pamela) with son (Karmichael MacKenzie II 2/8/94)... resides in Kenner... full name is Karmichael MacKenzie Dunbar.

GAMES STARTED/PLAYED: (1993, 1/13).



32 VAUGHN DUNBAR

Running Back Year With Saints: 3 Year in NFL: 3
Ht: 5-10 Wt: 204 College: Indiana
Born: September 4, 1968 at Fort Wayne, Indiana
Joined Saints: Draft Choice No. 1, 1992

PRO: The 21st player overall and third running back selected in the 1992 draft. Possesses excellent breakaway speed and strength. Contract runs through 1994 with no option. **1993** — What was supposed to be a promising sophomore season, ended in the third preseason game... sustained a torn anterior cruciate ligament in his knee against the Green Bay Packers in Madison 8/14... underwent reconstructive surgery 8/25, spent the entire season and offseason rehabilitating. **1992** — Became the second straight rookie to lead the Saints in rushing, and eighth overall, with 565 yards and three touchdowns on 154 carries... rushing total placed him 14th in the NFC, and second among NFL rookies and first-year players, trailing only San Francisco's Ricky Watters... rushed for 85 yards on 16 carries, including a 25-yard run that set up Saints only touchdown in 10-7 win at Atlanta 9/20... rushed for 70 yards (22 atts.) including first career TD, a 1-yard run, at Detroit 10/4... ran for a season-high 91 yards (13 atts.) and a TD in win at Rams 12/13... rushing total that day was the most by a Saint in 1992... caught nine passes for 62 yards on the year, and saw periodic duty as a kickoff returner, brought back 10 for an 18.7-yard average with a long of 27.

COLLEGE: Transferred to Indiana after two years at Northeastern Oklahoma A&M Junior College, where he was a National Junior College Athletic Association All-America as a sophomore... finished as the Hoosiers' third alltime leading rusher with 3,029 yards and 25 touchdowns on 614 carries... was an All-America as a senior when he ran for 1,805 yards and 12 touchdowns... was second in the nation as a senior in rushing (154.5 yards/game) and all-purpose yardage (201.1 yards/game)... rushed for over 100 yards in 11 of 12 games in 1991, including a career-high 265-yard, three-TD performance against Missouri... majored in general studies.

PERSONAL: Lettered four years in football at Fort Wayne (Ind.) High School... was the Gatorade High School Player-of-the-Year in Indiana as a senior in 1986 when he rushed for 2,568 yards and 40 touchdowns... that rushing total is the second-highest figure in Indiana prep history... attended the same high school as Steelers cornerback Rod Woodson... makes offseason home in Fort Wayne... full name is Vaughn Allen Dunbar.

GAMES STARTED/PLAYED: (1992, 8/16). **PLAYOFF GAMES STARTED/PLAYED:** (1992, 0/1).



Year	RUSHING					RECEIVING				
	No.	Yards	Avg.	LG	TD	No.	Yards	LG	TD	
1992	154	565	3.7	25	3	9	62	13	0	
Playoffs										
1992	4	28	7.0	24	0	4	49	35	0	
Year	KICKOFF RETURNS									
	No.	Yards	Avg.	LG	TD					
1992	10	187	18.7	27	0					
Playoffs										
1992	2	48	24.0	28	0					

Additional Stats: Fumbles: 1992, 3.

Career-Highs

Rushes: 22 at Detroit, 10/4/92

Rushing Yards: 91 at Rams, 12/13/92

Long Run: 25 at Atlanta, 9/20/92

Rushing TDs: 1, 3 different times

Receptions: 2 at Detroit, 10/4/92

2 at New England, 11/8/92

Receiving Yards: 20 at Detroit, 10/4/92

Long Reception: 13 at San Francisco, 11/15/92



89 QUINN EARLY

Wide Receiver Year With Saints: 4 Year in NFL: 7
Ht: 6-0 Wt: 190 College: Iowa
Born: April 13, 1965 at West Hempstead, New York
Joined Saints: Free Agent (Plan B), 1991

PRO: Signed by the Saints as a Plan B free agent from San Diego during 1991 offseason. Possesses good speed and acceleration. Originally selected in the third round (60th player overall) by San Diego in the 1988 draft. Contract runs through 1995 with no option. **1993** — Turned in the finest performance of his NFL stint, established career-highs in receptions (45), receiving yardage (670) and touchdowns (6)... yardage total was second on the team and 20th in the NFC, 45 catches were second on club, and six touchdowns marked a team-high... caught a pass in 14 of 16 games, with at least two in each of the first 10 contests... both receptions at Atlanta 9/12 went for touchdowns (18 and 42 yards), tying a career-high... grabbed a career-high eight passes (94 yards) and a TD vs. Atlanta 10/24... caught a career-long 63-yarder for a TD, from Mike Buck, at Pittsburgh 10/17 when he totaled 92 yards on three receptions... tied a club-record, also held by Lonzell Hill and Dalton Hilliard, with a TD catch in four straight games (6-9)... accounted for a season-high 98 yards on four receptions vs. Giants 12/20... had seven catches of 25 yards or more, most on the team... also rushed for 32 yards on two carries on the year. **1992** — Started all 16 games for first time in NFL career, finished third on club with 30 catches for 566 yards and five touchdowns... 18.9-yard average per reception led team and was the most by a Saint since Tyrone Young averaged 20.6 (29-597) in 1984... stepped forward as big play receiver, had eight catches for more than 25 yards, caught a pass in all 16 games... only reception at Atlanta 9/20, was an 11-yarder for Saints' only TD in 10-7 victory... hauled in three passes for a season-high



62 yards, including TDs of nine and 39 yards, at New England 11/8... caught two passes for 85 yards including a season-long 59-yarder for a TD at Phoenix 10/18... caught seven passes for 93 yards and a touchdown in playoff game vs. Philadelphia 1/3. **1991** — A welcomed addition to Saints' receiving corps... in first season with club, started 12 of the 15 games in which he played, was third on team with 32 receptions for 541 yards and two touchdowns, doubling his total from the previous two seasons with the Chargers... 16.9-yard average per catch was a team-high... caught a pass in all but two games he played in, was inactive vs. San Francisco 11/10 with a sprained knee... caught three passes for 65 yards including a 45-yard scoring catch at Kansas City 9/8... caught a season-high five passes (85 yards) vs. Minnesota 9/22... accounted for first 100-yard receiving day of career vs. Raiders 12/16 when he snared four passes for 127 yards... also hauled in a 38-yard TD reception against former team, at San Diego 11/17. **1990** — Played in 14 games with four starts for Chargers, finished year sixth on team with 15 catches for 238 yards. **1989** — Earned starting job by second week of season, but a sprained knee in the fourth game put him on injured reserve for the next 10 weeks... limited to just 11 catches for 126 yards on the year... came back for final two games, and caught a season-high four passes for 38 yards in finale. **1988** — Started 10 games for Chargers in rookie season, and caught a pass in 15 of 16 contests... finished season tied for fifth on team with 29 receptions for 375 yards, led receivers with four touchdowns... caught a season-high five passes (51 yards) in first career outing, at Raiders 9/4... also ran for a career-long 37 yarder in the Raiders game... tallied a season-high 63 yards (3 receptions, 1 TD) at Kansas City 9/25.

COLLEGE: Caught 104 passes for 1,819 yards and 13 touchdowns in four years for Hawkeyes... led Big 10 with a 22.3-yard average per catch as a junior... a third team All-America choice senior season... received degree in commercial art.

PERSONAL: Received all-state honors in track, and all-county accolades in football and basketball as a senior at Great Neck (N.Y.) South High School... talented artist, produced illustrations for Saints 1993 media guide and schedule card, University of Iowa media guide, and a commemorative poster for the Iowa football program... also produced a "Pride of New Orleans" poster, the proceeds which went to benefit the Leukemia Society of America's Patient-Aid and Research Programs... spends much of free time sketching action portraits of teammates... also enjoys martial arts... married (Casandra) with sons (Quinn Cameron 4/8/90 and Chance 3/1/93)... family lives in San Diego... full name is Quinn Remar Early.

GAMES STARTED/PLAYED: (1988, 10/16); (1989, 3/6); (1990, 4/14); (1991, 12/15); (1992, 16/16); (1993, 15/16). Totals 60/83. Totals with Saints 43/47.

PLAYOFF GAMES STARTED/PLAYED: (1991, 1/1); (1992, 1/1). Totals 2/2.

Year	No.	RECEIVING			
		Yards	Avg.	LG	TD
1988 (San Diego)	29	375	12.9	38t	4
1989 (San Diego)	11	126	11.5	21	0
1990 (San Diego)	15	238	15.9	45t	1
1991	32	541	16.9	52	2
1992	30	566	18.9	59t	5
1993	45	670	14.9	63t	6
Totals	162	2516	15.8	63t	18
Totals with Saints	107	1777	16.6	63t	13



Playoffs

1991	5	41	8.2	12	0
1992	7	93	13.3	20	1
Totals	12	134	11.2	20	1

Additional Stats: Rushing (16-126 yards, 37 Long): 1988, 7-63 yards, 37 Long; 1989, 1-19 yards; 1991, 3-13, 6 Long; 1992, 3-(-1) yards, 7 Long; 1993, 2-32 yards, 26 Long. Kickoff Returns: 1991, 9-168 yards, 18.7 avg., 34 Long. Fumbles (4): 1988, 1; 1991, 2; 1993, 1.

Career-Highs

Receptions: 8 vs. Atlanta, 9/12/93
 Yards Receiving: 127 vs. Raiders, 12/16/91
 Long Rec: 63t at Pittsburgh, 10/17/93
 TDs: 2 at New England, 11/8/92
 2 at Atlanta, 9/12/93



17 JIM EVERETT

Quarterback Year With Saints: 1 Year in NFL: 9
Ht: 6-5 Wt: 212 College: Purdue
Born: January 3, 1963 at Albuquerque, New Mexico
Joined Saints: Trade (Rams), 1994

PRO: Was selected by Houston in the third-round (3rd overall) of the 1986 draft. Traded to the Rams 9/18/86 for DE William Fuller, G Kent Hill, first and fifth-round draft choices in 1987, and a first-round pick in 1988. Acquired by the Saints from the Rams 3/18/94 for an undisclosed draft choice. A durable quarterback with a strong arm. Has missed just one game in his NFL career as a result of an injury. Stands in first spot on the Rams' alltime list for pass attempts (3,277), completions (1,847) and yards (23,758). Is second in touchdown passes (142) and completion percentage (56.4%). Holds the five highest single-season passing yardage totals in club history. Passing yardage total of 4,310 in 1989 is 12th most in NFL history. Streak of five straight seasons with 3,000 yards passing (1988-92), is fourth longest in NFL history, trailing only Dan Marino (9, 1984-92), John Elway (7, 1985-91) and Boomer Esiason (6, 1985-90). Has put together 20 300-yard passing games in his career, 41 multiple TD games and 16 contests with three or more scores. Contract runs through 1995 with no option. **1993** — Opened nine of the 10 games in which he appeared, completed 135 of 274 for 1,652 yards with eight TDs and 12 INTs... made 100th career start at Houston 9/26, connected on 19 of 28 for 316 yards and three TDs in 28-13 victory, and was named NFC Offensive Player-of-the-Week... threw for 294 yards and two TDs, including the two longest passing plays of the season (56 and 60 yards), at Atlanta 10/14. **1992** — Started all 16 games for fifth consecutive season, completed 281 of 475 for 3,323 yards with 22 TDs and 18 INTs... yardage and touchdown totals were both third-best in the NFC... set a team-mark when he connected on 85.7% of his passes (18-21) in win over Giants 10/18... completed 83.3% of his passes (20-24) three weeks earlier, at San Francisco 10/4... was named NFC Offensive Player-of-the-Week when he hit on 25 of 38 for 342 yards and three TDs in 51-27 come-from-behind victory at Tampa Bay 12/6... threw for four scores and 253 yards at Atlanta 11/1 when he connected on 22 of 33, including a string of 14



straight completions... also had streak of 13 consecutive completions the following week, vs. Phoenix... put together six multiple TD games on the season. **1991** — Led the NFC in pass attempts (490) and completions (277), was second in passing yardage (3,438)... had four 300-yard passing games, including a season-high of 346 vs. Saints 11/3... had three multiple TD performances... threw for 329 yards and three TDs on 26 of 37 passing vs. Kansas City 11/10... completed 16 straight passes in the Chiefs game. **1990** — Became the first Rams QB to play in the Pro Bowl since Pat Haden in 1977... completed 307 of 554 for 3,989 yards with 23 TDs and 17 INTs... pass attempts marked a club-record, yardage total was first in NFC and second in NFL, touchdown passes were third-most in NFC... had a touchdown pass in the first eight games of the season, extending his club-record streak of games with a TD pass to 14... hit on 18 of 25 for 269 yards and four TDs at Tampa Bay 9/16, threw for 372 yards and a pair of TDs two weeks later, vs. Cincinnati... tossed for 302 yards and three TDs in win over Atlanta 10/21 and was named NFC Offensive Player-of-the-Week... connected on 22 of 29 for 261 yards and four TDs at Cleveland 12/2, tallied 365 yards the following week vs. Saints... had four 300-yard passing games and seven multiple TD days on the year. **1989** — Became the first quarterback in Rams history, and the 11th in NFL history to that point, to throw for more than 4,000 yards as he finished second in the NFL with 4,310 yards... completed 304 of 518 for an NFL-high 29 touchdowns, was third in the league with a rating of 90.6... threw for 368 yards and three TDs on 28 of 35 passing, including 14 consecutive completions, in victory vs. Indianapolis 9/17... set a club-record when he connected on 18 straight pass attempts vs. Giants 11/12, and was named NFC Offensive Player-of-the-Week... completed 31 of 51 for 454 yards as he led Rams back from a 17-3 fourth quarter deficit to a 20-17 overtime win at Saints 11/26... attempts and completion totals in that game are second-most in team history, yardage figure is third-best... came back the next week and hit on 27 of 37 for 341 yards and four TDs in win at Dallas... had four 300-yard passing games and a career-best 10 multiple touchdown outings during regular season... was 25 of 44 for 315 yards and two TDs in 19-13 overtime win in divisional playoff game at Giants 1/7. **1988** — Started all 16 games for the first time in his career, hit on 308 of 517 for 3,964 yards with 31 TDs and 18 INTs... passing yardage, touchdowns, completions and attempts established Rams single-season records... touchdown total led NFL, completion mark of 59.6% was second-best in team history and fourth among NFL starters that year... tied a team-record with five touchdown passes in 45-31 win at Giants 9/25... put together a career-best five 300-yard passing games, including a season-high 377 on 24 of 45 at Philadelphia 11/6... had three or more TDs in a game five times, including four in season-ending win at San Francisco 12/18... had two or more TDs in a game nine times... 89.2 passer rating was second in NFC and fourth in NFL... was named NFC Offensive Player-of-the-Month for September when he completed 63 of 103 for 739 yards with nine TDs and two INTs, and a passer rating of 104.0 in four outings. **1987** — Started all 11 games in which he appeared, missed the season finale with a bone chip in his ankle sustained vs. Dallas 12/21... completed 162 of 302 for 2,064 yards with 10 TDs and 13 INTs on the year... connected on 20 of 26 for 324 yards with two TDs, including a career-long 81-yard scoring pass, at Detroit 12/6. **1986** — Appeared in six games with five starts for the Rams, hit on 73 of 147 for 1,018 yards with eight TDs and eight INTs... opened each of the final five regular season games, and playoff contest at Washington, 12/28... first NFL action came vs. New England 11/16 when he completed 12 of 19 for 193 yards and three TDs in a reserve role... hit for a season-long 60-yard scoring pass at Jets 11/30.



COLLEGE: Finished sixth in the Heisman Trophy balloting as a senior when he completed 285 of 450 (63.3%) for 3,651 yards with 23 TDs and 11 INTs... for his career, connected on 572 of 965 for 7,411 yards with 43 TDs and 33 INTs... career completion mark of 59.3% is best in school history... earned degree with a major in business and a minor in computer science.

PERSONAL: Attended El Dorado High School in Albuquerque, New Mexico, where he lettered four times in football, basketball, wrestling and golf... was an all-state quarterback and safety his senior season when he led school to a 13-0 mark and the state AAAA title... only played quarterback his final year of high school... was captain of golf and football teams, and a member of the National Honor Society... extremely active in charitable endeavors, established the "Jim Everett Charity Foundation" in 1989, benefiting a myriad of programs and organizations in the southern California region... donates much of free time to the Special Olympics... married (Christin) with daughter (Alexa Leigh 4/10/94)... resides in Las Vegas... full name is James Samuel Everett III.

GAMES STARTED/PLAYED: (1986, 5/6); (1987, 11/11); (1988, 16/16); (1989, 16/16); (1990, 16/16); (1991, 16/16); (1992, 16/16); (1993, 9/10). Totals 105/107.
PLAYOFF GAMES STARTED/PLAYED: (1986, 1/1); (1988, 1/1); (1989, 3/3). Totals 5/5.

Year	PASSING						RUSHING			
	Att.	Comp.	Yds.	Int.	LG	TD	No.	Yds.	LG	TD
1986 (Rams)	147	73	1018	8	60t	8	16	46	14	1
1987 (Rams)	302	162	2064	13	81t	10	18	83	16	1
1988 (Rams)	517	308	3964	18	69t	31	34	104	19	0
1989 (Rams)	518	304	4310	17	78t	29	25	31	13t	1
1990 (Rams)	554	307	3989	17	55t	23	20	31	15	1
1991 (Rams)	490	277	3438	20	78	11	27	44	10	0
1992 (Rams)	475	281	3323	18	67t	22	32	133	22	0
1993 (Rams)	274	135	1652	12	60t	8	19	38	14	0
Totals	3277	1847	23758	123	81t	142	181	510	22	4

Playoffs

1986 (Rams)	18	9	136	2	45	1	1	12	12	0
1988 (Rams)	45	19	247	3	29	2	2	8	6	0
1989 (Rams)	113	59	737	6	55	4	9	27	13	0
Totals	176	876	1120	11	55	7	12	47	13	0


Additional Stats: Sacked (183-1,306 yards): 1986, 5-29 yards; 1987, 17-139 yards; 1988, 28-197 yards; 1989, 29-214 yards; 1990, 30-198 yards; 1991, 30-200 yards; 1992, 26-204 yards; 1993, 18-125 yards. Fumbles (43): 1986, 2; 1987, 2; 1988, 7; 1989, 4; 1990, 4; 1991, 12; 1992, 5; 1993, 7.



Career-Highs

Attempts: 51 at New Orleans, 11/26/89
 Completions: 31 vs. N.O., 12/9/90
 Comp. Pct: 85.7% vs. Giants, 10/18/92
 Yards Passing: 454 at N.O., 11/26/89
 Long Pass: 81t at Detroit, 12/6/87

TDs Passing: 5 at Giants, 9/25/88
 Interceptions: 4, 3 different times
 Rushes: 7, 2 different times
 Yards Rushing: 41 vs. N.O., 12/13/92
 Long Run: 22 vs. N.O., 12/13/92



55 REGGIE FREEMAN

Linebacker Year With Saints: 2 Year in NFL: 2
Ht: 6-1 Wt: 233 College: Florida State
Born: May 8, 1970 at Clewiston, Florida
Joined Saints: Draft Choice No. 2, 1993

PRO: The Saints third pick in the 1993 draft (53rd overall), and the sixth linebacker selected overall. A fine athlete with good speed and strength. Contract runs through 1996 with no option. **1993** — Majority of action came on special teams, where he was credited with three tackles on the year... saw brief action at outside linebacker spot in four games... played in 10 contests overall, was inactive for six, including five of the last six.


COLLEGE: Was a starter at linebacker his final two years for the Seminoles... recorded 102 tackles and 14 sacks in those two seasons... played alongside Marvin Jones, the Jets' first-round pick in '93... served as a backup at defensive tackle as a sophomore, and a reserve strongside outside linebacker as a freshman... finished his four-year career with 140 tackles, 17 sacks and six forced fumbles... was redshirted as a freshman... played in the Senior Bowl... earned degree in criminology.

PERSONAL: Was a second-team Class 3A all-state choice at Clewiston (Florida) High School, where he played defensive end and tight end... participated on the school's track team that won back-to-back state championships... served an internship with the Tallahassee Police Department the spring before his senior year of college... has a daughter (Vanessa 5/7/88)... spent offseason in New Orleans taking part in club's offseason conditioning program... full name is Reginald P. Freeman.

GAMES STARTED/PLAYED: (1993, 0/10).

HOME SWEET HOME

Since 1986 the Saints have posted a regular season record of 41-22 (.651) at the Superdome, including a 16-8 mark over the last three seasons. Since the Saints moved to the Superdome in 1975, they have compiled a home record of 66-79. Their overall home register stands at 91-109.



91 ROBERT GOFF

Def. End/Nose Tackle Year With Saints: 5 Year in NFL: 7
Ht: 6-3 Wt: 270 College: Auburn
Born: October 2, 1965 at Rochester, New York
Joined Saints: Trade (Tampa Bay), 1990

PRO: Tampa Bay's fourth-round draft choice in 1988 (83rd pick overall). Traded to the Saints 9/3/90 for a 10th-round draft choice in 1991. Has ability to play both nose tackle and end spots along defensive front. Contract runs through 1995 with no option. **1993** — Registered a career-high 49 tackles, which placed 11th on the team... played in all 16 contests, started games 6-8 at nose tackle in place of an injured Les Miller, opened at right end in games 9-15 in place of an injured Frank Warren... also recorded two sacks and a pass defended on the year... came up with a career-high 13 tackles at Pittsburgh 10/17 as he opened at NT, his first start in three years. **1992** — Played in all 16 games for the first since his rookie season of 1988... saw time in a reserve role along line, but turned in a pair of big plays... picked up a Jim Harbaugh fumble following a Rickey Jackson sack vs. Chicago 9/13, and ran 19 yards for his first pro touchdown to give Saints 21-6 lead in 28-6 victory... against Miami 11/29, scooped up a Dan Marino fumble after a Pat Swilling sack, and went 28 yards for a score to put Saints ahead 17-10 in 24-13 win... became the first Saint to return two opponent fumbles for touchdowns in one season, and the second to do it in a career (Tommy Myers)... two touchdowns off opponent fumbles tied 21 others for most in a season in NFL history... tallied nine tackles and three fumble recoveries on the year. **1991** — Again served as an important member of defensive line at inside spot... played in 15 games, saw time in Saints' rotating defensive line scheme, recorded 19 tackles... only two sacks of season came in back-to-back contests, vs. Rams 9/15 and vs. Minnesota following week... also defended a pass and forced a fumble... was inactive at San Diego 11/17 with ankle and groin injuries... awarded defensive game ball at Phoenix 12/22 when he registered a season-high four tackles. **1990** — Inactive opening week of the season, started 10 of the final 14 games at nose tackle... tallied 22 tackles, including a season-high five vs. Tampa Bay 11/11... recovered a fumble and returned it 13 yards to help preserve 21-7 victory at Cincinnati 11/4. **1989** — Moved into starting role after the trade of Ron Holmes... started all 12 contests in which he appeared, injuries kept him out of four games... in back-to-back efforts, vs. Chicago 10/8 and Detroit 10/15, tallied a total of 10 tackles and three sacks... registered a career-high two sacks in the Lions game... inactive for three games with thigh injury. **1988** — Was used mainly as a backup until injury to Holmes... started final five games at right end spot and recorded 19 tackles and two sacks during that stretch... credited with a career-best six stops at New England 12/11.

COLLEGE: Transferred to Auburn following two seasons at Butler County (Kansas) Junior College... played both defensive tackle and nose tackle for the Tigers... recorded 41 tackles (6 for loss) and three sacks as a senior in 1987... played in Senior Bowl where he was coached by Jim Mora and the Saints' staff.

PERSONAL: All-district and all-county choice at defensive tackle as a senior at



Bayshore High School in Bradenton, Florida... goes by the name of "Pig", given to him as a child by his oldest brother... married (Salena)... lives in Bradenton during offseason... full name is Robert Lamar Goff.

GAMES STARTED/PLAYED: (1988, 6/16); (1989, 12/12); (1990, 10/15); (1991, 0/15); (1992, 0/16); (1993, 9/16). Totals 37/90. Totals with Saints 19/62.


PLAYOFF GAMES STARTED/PLAYED: (1990, 1/1); (1991, 0/1); (1992, 0/1). Totals 1/3.

Year	TACKLES			SACKS	
	Tkl	Asst	Tot.	No.	Yards Lost
1988 (Tampa Bay)	17	7	24	2	14
1989 (Tampa Bay)	22	9	31	4	35
1990	19	3	22	0	0
1991	14	5	19	2	7
1992	9	0	9	None	
1993	33	16	49	2	9
Totals	114	40	154	10	65
Playoffs					
1990	6	0	6	None	
1991	0	0	0	None	
1992	1	0	1	None	
Totals	7	0	7	0	0

Additional Stats: Fumbles Recovered (8-60 yards, 2 TDs): 1988, 3; 1989, 1; 1990, 1-13 yards; 1992, 3-47 yards, 2 TDs. Forced Fumbles: 1991, 1. Passes Defensed (4): 1988, 1; 1990, 1; 1991, 1; 1993, 1.

Career-Highs

Tackles: 13 at Pittsburgh, 10/17/93 Sacks: 2 vs. Detroit, 10/15/89
Solo Tackles: 11 at Pittsburgh, 10/17/93



81 MICHAEL HAYNES

Wide Receiver Year With Saints: 1 Year in NFL: 7

Ht: 6-0 Wt: 184 College: Northern Arizona

Born: December 24, 1965 at New Orleans, Louisiana

Joined Saints: Transitional Free Agent (Atlanta), 1994

PRO: Originally drafted by Atlanta in the seventh round (166th overall) in 1988. Signed by the Saints to an offer sheet 3/5/94 after the Falcons made him a transition player. Atlanta opted not to match offer 3/13. Possesses excellent speed, is one of the most dangerous deep threats in the league. Stands in fourth spot on Atlanta's all-time chart with 4,066 receiving yards, fifth with 254 receptions and third with 33 touchdowns. Has scored two TDs in a game nine times, second-most in club history. Has put together nine 100-yard receiving games. Has had 12 receptions in his career of over 50 yards, seven of which have gone for touchdowns, and 56 catches of 20



yards or more. Contract runs through 1997 with no option. **1993** — Started all 16 games in which he played for the second time in his career... was third on the team and eighth in the NFC with a career-high 72 receptions... 778 receiving yards ranked second on club and 13th in the conference... also had four TD receptions... established a career-high with eight catches (55 yards) at Houston 12/5... only 100-yard receiving day of season came against Saints, 9/12, when he hauled in seven passes for 182 yards, the third-highest yardage total of his career... had a 98-yard TD reception from Bobby Hebert in that game, the longest in Falcons' history and one of two TDs on the day, his only multiple TD game of the year. **1992** — Finished third in the NFL with 16.8-yard average per catch (48-808)... 10 TD receptions were second on club and tied for fourth in NFL... started all 14 contests in which he played, missed two games with a sprained shoulder sustained at Washington 9/13... scored on an 89-yard touchdown catch from Chris Miller in the Redskins game before suffering the injury, the longest passing play in team history to that point... caught five passes for 113 yards at Tampa Bay 12/13, one of two 100-yard receiving days on the year. **1991** — Started all 16 games for the first time in his career, led the NFL with a 22.4-yard average per catch on 50 receptions for 1,122 yards and a career-best 11 TDs... yardage total was first on the club and the fourth-highest figure in team history to that point... averaged 44.9 yards per catch on his 11 touchdowns... tied a club-record with five 100-yard receiving games... caught six passes for 187 yards and a pair of TDs, including an 80-yarder for a score, at Saints 11/24... recorded five receptions for 148 yards and two TDs at Dallas 12/22... tallied six receptions for 144 yards and two TDs, including a 61-yarder for a score, in playoff game at Saints 12/28. **1990** — Played in 13 games with 10 starts, missed three contests with a variety of injuries including a fractured hand, ankle sprains, a thigh bruise and a knee sprain... caught 31 passes for 445 yards... had long reception of 60 yards at Detroit 9/16... had season-high four catches twice, tallied a season-best 70 yards receiving vs. Philadelphia 11/18. **1989** — Caught 40 passes for 681 yards and four TDs as he started 11 of the 13 games in which he played... caught six passes for a career-high 190 yards, including a 72-yard TD catch, vs. Washington 12/17... finished with a pair of scores in the Redskins game. **1988** — Averaged 17.8 yards on 13 catches, four of which were touchdowns... caught game-winning scores at Philadelphia 10/30 (49 yards) and vs. Tampa Bay 11/27 (37 yards)... accounted for his first career two-touchdown game in the Eagles contest.

COLLEGE: Was originally a walk-on at Eastern Arizona Junior College, where he played two years... played cornerback and kick returner his first year before being moved to offense as a sophomore, when he played halfback and wide receiver... transferred to Northern Arizona where he finished with 49 receptions for 835 yards and nine TDs in two seasons... averaged 26.9 yards on 22 kickoff returns as a senior, produced a 25.7-yard norm on 36 returns in his two years at NAU... also ran track and was the Big Sky Conference's 100 and 200 meter champion as a senior when he competed in the NCAA Championships... qualified for the 100 meters at the 1988 Olympic Track and Field Trials in Indianapolis... majored in elementary education.

PERSONAL: Never played football at Joseph Clark High School in New Orleans, instead played the trumpet in the school's band... enjoys listening to music and playing basketball in his spare time... has participated in the NFL's "Fastest Man" competition, where he finished second by one-hundredth of a second to the Raiders Alexander Wright in 1993... single... makes home in Alpharetta, Georgia... full name is Michael David Haynes.



GAMES STARTED/PLAYED: (1988, 5/15); (1989, 11/13); (1990, 10/13); (1991, 16/16); (1992, 14/14); (1993, 16/16). Totals 72/87.

PLAYOFF GAMES STARTED/PLAYED: (1991, 2/2).

Year	No.	RECEIVING			LG	TD
		Yards	Avg.			
1988 (Atlanta)	13	232	17.8	49t	4	
1989 (Atlanta)	40	681	17.0	72t	4	
1990 (Atlanta)	31	445	14.4	60	0	
1991 (Atlanta)	50	1122	22.4	80t	11	
1992 (Atlanta)	48	808	16.8	89t	10	
1993 (Atlanta)	72	778	10.8	98t	4	
Totals	254	4066	16.0	98t	33	
Playoffs						
1991	7	159	22.7	61t	2	

Additional Stats: Kickoff Returns: 1988, 6-18.8 avg., 25 Long. Rushing: 1989, 4-35 yards, 21 Long.


Career-Highs

Receptions: 8 at Houston, 12/5/93

TDs: 2, 9 different times

Yards Receiving: 190 vs. Washington, 12/17/89

Long Reception: 98t vs. New Orleans, 9/12/93



20 OTHELLO HENDERSON

Safety Year With Saints: 2 Year in NFL: 2

Ht: 6-0 Wt: 192 College: UCLA

Born: August 23, 1972 at Oakland, California

Joined Saints: Draft Choice No. 7, 1993

PRO: Selected in the seventh-round (193rd overall) in the 1993 draft. Can play either free or strong safety. Contract runs through 1995 with no option. **1993** — Spent the first five games of the season on the practice squad, was signed to the 53-man roster 10/14... was inactive for his first six games on the 53-man squad, played in each of the final five contests, primarily on special teams... saw first extensive playing time on defense at Philadelphia 12/26 when he recorded four stops... started at strong safety in season finale, vs. Cincinnati 1/2, and registered nine tackles, including one on special teams... finished the year with 12 stops on defense and three on special teams.

COLLEGE: Came out of school with one year of eligibility still remaining... was a first team All-PAC 10 choice in 1992 when he started at free safety and tallied 90 tackles, three fumble recoveries, an interception and two passes defended... was an all-conference honorable mention pick as a sophomore when he recorded 59 tack-



les, two interceptions and seven passes defended... saw action in every game in 1990, one of only four freshman to play in every contest for the Bruins that year... majored in history.

PERSONAL: Was a USA Today All-America safety at Ellison High School in Killeen, Texas, where he also played wingback... ran the 100 meter dash for the school track team and clocked a best of 10.42... spent offseason in New Orleans taking part in club's conditioning program... single... full name is Othello M. Henderson.

GAMES STARTED/PLAYED: (1993, 1/5).



21 DALTON HILLIARD

Running Back Year With Saints: 9 Year in NFL: 9

Ht: 5-8 Wt: 204 College: Louisiana State

Born: January 21, 1964 at Patterson, Louisiana

Joined Saints: Draft Choice No. 2, 1986

PRO: After eight seasons, is second on the Saints' alltime rushing chart with 4,116 yards on 1,126 carries (3.7). Trails leader George Rogers (995-4,267, 23 TDs) by 110 yards. Stands first in career rushing attempts (1,126), total touchdowns (53) and rushing scores (39). 300 points is second on club's alltime list. Fifth in career receiving, second among running backs, with 249 receptions for 2,233 yards and 14 TDs. Needs 19 receptions to surpass Hoby Brenner into fourth place, and 36 catches to overtake Tony Galbreath for third and first among running backs. 6,397 total yards from scrimmage is second alltime. Has also completed 4 of 7 passes for 114 yards and 4 touchdowns in his career. 108 games played is 21st on club's alltime list and first among running backs. 31st player overall, eighth running back selected in the 1986 draft. **Unrestricted free agent at press time, has not signed contract with Saints for 1994. 1993** — Played in all 16 games, the first time he has done that in consecutive seasons since 1988-89... was fifth on club with 165 yards rushing and two TDs on 50 carries... was third on team and first among backs with 40 receptions for 295 yards and a TD... appearance at Phoenix, 10/31, marked 100th NFL game... rushed for a season-high 47 yards on 13 attempts at Cleveland 12/5... caught a season-high eight passes for 85 yards vs. Giants 12/20... the eight catches tied for the second-highest total of his career, while the 85 yards marked his third-best output. **1992** — First time since 1989 that Dalton remained completely healthy, played in all 16 games, including four starts... finished second on club, 19th in NFC, with 445 yards rushing and three touchdowns on 115 carries... was also second with 4 catches for 465 yards and four scores... seven total touchdowns led club... tied Lonzell Hill's club record of four straight games with a receiving TD (7-10)... tied his own team mark with a TD in six consecutive contests (7-12)... compiled a season-high 115 total yards from scrimmage, vs. Tampa Bay 11/1 when he rushed for a season-best 55 yards on 14 carries, including a 17-yard TD run... also caught five passes for 60 yards with an 8-yard TD reception in the Buc contest, for his only two-TD game of the year... ran for 54 yards (13 atts.), including an 18-yard scoring run, vs. Washington 11/23... grabbed a season-high six passes for 88 yards with a long of 41, at San Francisco 11/15... also returned seven kickoffs for an 18.6-yard average



on the season, had a season-long return of 48 yards vs. Rams 10/11. **1991** — Opened first three games as a starter, but was slowed by injuries for second straight year... was inactive vs. Minnesota 9/22 with a hip pointer suffered vs. Rams previous week... bruised ribs at Philadelphia slowed him for the next two weeks, a strained arch vs. Chicago 10/27 put him on injured reserve for weeks 9-13... finished fourth on club with 252 yards rushing on 79 carries, tied with Craig Heyward for club lead with four rushing scores... ran for a season-high 76 yards (5 atts.), including a career-long 65-yarder for a TD at Atlanta 9/29... 14-yard TD catch from Steve Walsh turned out to be only touchdown in 13-6 win at Philadelphia 10/13... had a 1-yard TD run in playoff game vs. Atlanta 12/28. **1990** — Experienced frustrating year after putting together finest season as a pro in 1989... started the first six contests at running back, finished fourth on the team with 284 yards rushing on 90 attempts, sixth with 14 receptions for 125 yards... only score of season came on a 4-yard catch vs. Cleveland 10/14, establishing the Saints' career TD mark (38)... also ran for a game-high 84 yards on 23 carries in the Browns game... suffered a tear of the posterior cruciate ligament in his knee at Houston 10/21, putting an end to his season... was inactive for nine of the final 10 games... came back to play in playoff game at Chicago 1/6, rushed for 13 yards on four carries. **1989** — Earned Pro Bowl roster spot for first time in NFL stint... started all 16 games for first time in his career, set personal highs for rushing yardage, carries, receptions, receiving yardage, TDs (total, rushing & receiving)... led Saints in rushing for second straight time, with first 1,000-yard season (1,262 yards, 344 carries, 3.7)... fifth time (4th player) a Saint has turned in a 1,000-yard rushing campaign... carried ball more than 20 times in 11 contests... rushing yardage ranked third in the NFC and fifth in the NFL... set club mark for TDs in a season with 18, shattering the old record of 13; tied George Rogers for most rushing TDs in a season (13)... first non-kicker since 1982 (Wayne Wilson) to lead the Saints in scoring... TDs were tops in NFL, fourth with 13 scores on the ground... second on team, fifth among NFC running backs with 52 receptions for 514 yards and five TDs... 1,776 total yards from scrimmage led the NFC, was second in the league and second most by a Saint (George Rogers, 1,800)... scored in six consecutive games (16th, 1988 - 5th, 1989) to break old record of four; scored via the ground in five straight (7-11) to break old mark of four; scored in all but two games (vs. Jets 10/15, vs. Rams 11/26)... tied club record with three straight 100-yard rushing days (28-106 at New England, 11/12; 29-158 at Atlanta, 11/19; 24-112 vs. Rams, 11/26)... 158-yard effort at Atlanta marked a career-best... ran 20 times for 87 yards and 2 TDs, grabbed two passes for 24 yards and a score in 40-21 win at Rams 10/22, was named NFC Offensive Player-of-the-Week for his performance; 3 TDs marked a career-best... tossed fourth TD of his career when he threw a 35-yard strike to Eric Martin vs. Rams 11/26; also ran for a season-long 40-yarder in that contest... caught a career-high 9 passes (77 yards) vs. San Francisco 10/8... totaled a career-best 97 receiving yards (7 receptions) vs. Atlanta, 10/29... hauled in a screen pass that he took for a career-long of 54 yards and a TD in the snow at Buffalo 12/10. **1988** — Led Saints in rushing for first time with 204 carries for 823 yards (4.0) and five TDs, despite being hampered for good part of the season with turf toe... earned starting spot at running back during training camp and went on to start nine contests... opened season with back-to-back 90-yard plus performances, 19-95 vs. San Francisco 9/4, 16-97 at Atlanta 9/11... had another 97-yard day (21 attempts), vs. Giants 11/27... put together initial 100-yard rushing day of career on final day of season, vs. Atlanta 12/18, with 127 yards on 25 carries... also caught six passes for 68 yards and one TD to compile a career-best 195 total yards from scrim-

mage... attempted two passes with one completion, a 27-yard TD strike to Lon Hill at San Francisco 12/11... caught a pass in all but one game, at Washington 11/6, where turf toe limited his action to just one series... returned six kickoffs 111 yards, including five for 92 yards at Minnesota 12/4. **1987** — Rose to the challenge, as he had a big year running, receiving, and returning kicks... led the Saints in average per rushing attempt (4.1), third in receptions (23), and first in kickoff returns (24.8)... rushed the ball ten or more times in eight of the 12 games he played... started one game (at San Francisco 11/15)... ran 14 times for 92 yards, caught four passes for 84 yards including a 38-yard TD scamper, threw a pass for 11/8... caught eight passes for 81 yards vs. Giants 11/22 in another big win... had a 74-yard kickoff return that led to winning points vs. Green Bay 12/27... came to training camp ten pounds lighter than in his rookie season, showed more confidence, poise. **1986** — Opened season as starting tailback, but succumbed to a fall rising Rueben Mayes by game five... had a hand in one TD in each of first four games... rushed for TD in first, second and fourth games... threw 29-yard halfback pass for TD at San Francisco 9/21... also had his longest run of the year (36 yards) that day... scored five TDs on season... second on team rushing chart behind Mayes with 425 yards.

COLLEGE: Ended career ranked third on alltime SEC rushing list behind Herschel Walker and Bo Jackson... four-year All-SEC selection... holds NCAA record for freshman scoring with 16 TDs (11 rushing, 5 receiving)... teammate of Saints WR Eric Martin... played in Hula and Senior Bowls... majored in business administration.

PERSONAL: Attended Patterson (Louisiana) High School where he was all-event in football... is an avid golfer... married (Andrea) with daughter (LaShonda 3/17/81) and son (Dalton, Jr. 2/19/91)... resides in Destrehan.

GAMES STARTED/PLAYED: (1986, 6/16); (1987, 1/12); (1988, 9/16); (1989, 16/16); (1990, 6/6); (1991, 3/10); (1992, 4/16); (1993, 0/16). Totals 45/108.

PLAYOFF GAMES STARTED/PLAYED: (1987, 1/1); (1990, 0/1); (1991, 1/1); (1992, 1/1). Totals 3/4.

Year	RUSHING					RECEIVING				
	No.	Yds.	Avg.	LG	TD	No.	Yds.	LG	TD	
1986	121	425	3.5	36	5	17	107	17	1	
1987	123	508	4.1	30	7	23	264	38	1	
1988	204	823	4.0	36	5	34	335	26	1	
1989	344	1262	3.7	40	13	52	514	54t	1	
1990	90	284	3.2	17	0	14	125	20	0	
1991	79	252	3.2	65t	4	21	127	14t	0	
1992	115	445	3.9	22	3	48	465	38	0	
1993	50	165	3.3	16	2	40	296	19	0	
Totals	1126	4164	3.7	65t	39	249	2233	54t	1	
Playoffs										
1987	8	39	4.9	9	0	2	15	11	0	
1990	4	13	3.3	9	0	None				
1991	4	5	1.3	3	1	5	33	26	0	
1992	3	7	2.3	4	0	1	10	10	0	
Totals	19	64	3.4	9	1	8	58	26	0	




Additional Stats: Passing (4-7, 114 yards, 4 TDs): 1986, 1-3, 29 yards, 1 TD; 1987, 1-1, 23 yards, 1 TD; 1988, 1-2, 27 yards, 1 TD; 1989, 1-1, 35 yards, 1 TD. Kickoff Returns (25-526 yards, 21.0 avg., 74 Long): 1987, 10-248 yards, 74 Long; 1988, 6-111 yards, 30 Long; 1989, 1-20 yards; 1992, 7-130 yards, 48 Long; 1993, 1-17 yards. Fumbles (30): 1986, 3; 1987, 4; 1988, 3; 1989, 7; 1990, 2; 1991, 3; 1992, 6; 1993, 2.

Career-Highs

Rushes: 32 at Buffalo, 12/10/89
Yards Rushing: 158 at Atlanta, 11/19/89
Long Run: 65t at Atlanta, 9/29/91
Total TDs: 3 at Rams, 10/22/89

Receptions: 9 vs. San Francisco,
10/8/89
Yards Rec: 97 vs. Atlanta, 10/29/89
Long Rec: 54t at Buffalo, 12/10/89
Long KO Ret: 74 vs. Green Bay, 12/27/87



33 TYRONE HUGHES

Cornerback/Kick Ret. Year With Saints: 2 Year in NFL: 2
Ht: 5-9 Wt: 175 College: Nebraska
Born: January 14, 1970 at New Orleans, Louisiana
Joined Saints: Draft Choice No. 5, 1993

PRO: Still learning trade at cornerback after a college career in which he spent most of his time as a wide receiver. After one season, has become one of the most dangerous return men in the NFL. Possesses 4.4 speed. Was the 137th player selected overall in the 1993 draft. Contract runs through 1994 with an option. **1993** — Became the fourth rookie in Saints' history to earn a spot in the Pro Bowl, led the NFL in punt returns with a 13.6-yard average, was second in kickoff returns with a 25.1-yard norm... 503 punt return yards broke previous club record of 436 set by Jeff Groth in 1981... became first Saint to return two punts for touchdowns in a season and a career, brought one back 74 yards for a score in a 37-6 win at Rams 10/3, returned one 83 yards for a touchdown at Philadelphia 12/26... the 83-yarder is the longest in team history and the third-longest in the NFL last year... returned a kickoff 99 yards for a touchdown to tie game at Minnesota 11/28, as Saints won 17-14, was named NFC Special Teams Player-of-the-Week... became the first NFL player since the Rams Ron Brown in 1985 to return three kicks for touchdowns in a season... tied a team-record, held by four other players, with six kickoff returns in the Eagles game... had seven kickoff returns of 30 yards or more, and five punt returns of 20 yards or more... 128 total punt return yards against Rams are third-most in Saints' history, 171 kickoff return yards against Vikings is also third-best... tallied four tackles on special teams unit on the year... did not see action on defense until final game of season when he was forced into action as a result of injuries... was named to every all-rookie team as a returner, as well as PFWA/Pro Football Weekly All-NFL kickoff returner.


COLLEGE: Played wide receiver for the Cornhuskers until the final four games of his junior season when he was switched to cornerback, a move necessitated by a broken wrist... played both split end and defensive back as a senior, became the first player in Nebraska modern history to play offense and defense in the same game... was the top return man for the Huskers each of his four seasons, finished career with

a 23.4-yard average and a touchdown on 65 kickoff returns, and a 12.3-yard average on 68 punt returns... led the Big Eight in punt returns as a freshman... topped the conference in kickoff returns as a sophomore and junior, set a school-record with a 29.1-yard average on kickoff returns his sophomore year... was second in the Big Eight in punt returns that year... also rushed for 80 yards on 33 attempts, and caught 31 passes for 451 yards and a TD in his four seasons... played in the Senior Bowl... earned degree in consumer science.

PERSONAL: Was the Louisiana Offensive Player-of-the-Year as a senior (1987) at St. Augustine High School in New Orleans, when he rushed for 845 yards on 62 carries from his wingback spot, and caught 20 passes for 601 yards... also scored 22 touchdowns, and averaged 40.4 yards on kickoff returns and 14-yards on punt returns... was the first native New Orleanian drafted by the Saints since RB Gill Fenerty (Jesuit HS) was tabbed in the seventh round in 1986... single... resides in River Ridge. Full name is Tyrone Christopher Hughes.

GAMES STARTED/PLAYED: (1993, 0/16).

Year	No.	Yds.	Avg.	LG	TD	PUNT RETURNS					
						No.	FC	Yds.	Avg.	LG	TD
1993	30	753	25.1	99t	1	37	21	503	13.6	83t	2



57 RICKEY JACKSON

Linebacker Year With Saints: 14 Year in NFL: 14
Ht: 6-2 Wt: 243 College: Pittsburgh
Born: March 20, 1958 at Pahokee, Florida
Joined Saints: Draft Choice No. 2b, 1981

PRO: A 14th-year pro who heads the Saints' alltime sack chart with 123 for 873 yards lost. 115 sacks since 1982 places him in fourth spot on the NFL's alltime list. Has led or shared the club lead in sacks in six of his 13 seasons. Holds the Saints career mark with 26 fumble recoveries, which puts him second in NFL history, trailing only Jim Marshall's 29. 195 games played (all starts) is first on club's alltime list. Has started 71 straight games, longest current streak on team and 14 shy of his own club record. Has registered two or more sacks in a game 22 times in his career, and three or more on six occasions. Drafted in the second round with choice from San Diego for RB Chuck Muncie. **Unrestricted free agent at press time, has not signed contract with Saints for 1994. 1993** — Was voted to his second straight Pro Bowl and his sixth overall, tying Morten Andersen's club record... served as a tri-captain on defense along with LB Sam Mills and NT Jim Wilks... started all 16 games as LOLB, was second on the team and tied for sixth in the NFC with 11.5 sacks, the third straight year has accounted for double digits in that category... placed fifth on team with 79 total tackles, his highest output since 1988, tied for first on squad with three fumble recoveries, was second with four forced fumbles... accounted for sack in four straight games (2-5)... tied a career-high with two fumble recoveries, vs. Detroit 9/19, registered a season-high three sacks vs. Green Bay 11/14... recorded a season-best 11 tackles in win at Minnesota 11/28... was selected to The Sporting News All-Pro Team and AP All-Pro second team. **1992** — Finished second on team





and tied for sixth in NFC with a career-high 13.5 sacks (95 yards lost), was selected to his fifth Pro Bowl, his first since 1986... started all 16 games at LOLB, for second straight year served as co-captain on defense along with Wilks... also led team with six forced fumbles, was fifth with 66 tackles and tied for second with three fumble recoveries... eight passes defended topped linebacking corps... recorded five tackles, including three sacks, and was named NFC Defensive Player-of-the-Week, vs. Rams 10/11... amassed a season-high nine stops, including a pair of sacks, two passes defended and a forced fumble, at San Francisco 11/15... was selected to Pro Football Weekly/PFWA All-NFL team, UPI All-NFC team, AP All-Pro second team and College and Pro Football Newsweekly NFL All-Pro second team. **1991** — Along with Wilks, served as a co-captain on defense... started all 16 contests at LOLB, turned in one of finest seasons as a pro, finished fourth on team with 59 tackles... 11.5 sacks (63.5 yards) were second on team and fifth in NFC, and second-best in his career (12 in 1984)... tied for team-lead with three fumble recoveries, also defended three passes and forced three fumbles... registered six tackles, including three sacks, a forced fumble and a fumble recovery at Atlanta 9/29 when he was cited as NFC Defensive Player-of-the-Week... the three sacks were his most since he had four in a game at Detroit, 9/18/88... recorded a season-high eight tackles, including 1.5 sacks vs. Atlanta 11/24... had a sack, a fumble recovery and a forced fumble in playoff contest vs. Atlanta 12/28. **1990** — Started all 16 contests, finished sixth on team with 68 tackles, third with six sacks (39 yards lost)... shattered a club-record with seven fumble recoveries, after not having claimed one since the 1986 season... the seven recoveries marked the most in the NFL in 1990, and along with three others, were third most ever in NFL... also defended four passes and forced four fumbles on the year... registered a season-high eight tackles and two sacks vs. Detroit 10/28... turned in outstanding effort in big win at San Francisco 12/23, recorded seven tackles, a sack, a forced fumble, and a fumble recovery with 47 seconds to play to preserve victory... also secured win at Rams 12/9 when he hit Jim Everett on game's final play... also tallied three tackles a pass defended, a fumble recovery and two forced fumbles in the Rams game. **1989** — Following opening game vs. Dallas, Rickey was involved in a car accident after which he was expected to miss 4-6 weeks with a fractured cheekbone... after surgery, he missed just two games and came back to start at his LOLB spot vs. Washington 10/1... they were the only two games in his career he had missed as a result of an injury... playing the rest of the way with a special facemask, Rickey was credited with 47 tackles and finished third on the team with 7.5 sacks for 35 yards lost... registered seven tackles and two sacks in just his third game back, vs. Jets 10/15... also tallied a pair of sacks at Detroit 12/3... defended three passes and caused three fumbles on the year. **1988** — Had another fine season, again starting every game he played in... co-leader, along with Pat Swilling, on club in sacks with seven (66 yards lost)... finished second on tackle chart with 92, including 71 solo hits... sacked Lion QBs four times at Detroit 9/18 to tie a club-best he set at Atlanta in 1986... received NFC Defensive Player-of-the-Week accolades that week... tallied a sack and returned an interception 16 yards vs. Raiders 10/23... also defended five passes on the year... had nine solo stops on final day of season, vs. Atlanta 12/18. **1987** — Quietly went about having his most productive season in terms of overall defense, according to Saints coaching staff... ended the season second on tackle chart with 74 total, 57 solos... started every game for which he was active... had a pair of interceptions on the season... had biggest game at Cincinnati 12/20, recorded three sacks and two forced fumbles... registered 11 tackles (8 solo) vs. Green Bay 12/27... defended four

passes on the year. **1986** — Went to Pro Bowl for fourth straight year, led team in tackles with 114 total stops, tied for sack lead with nine (71 yards lost)... intercepted one pass, defended 13 others... forced team-leading and a career-best six fumbles... recovered one... credited with 11 tackles (10 solo), and four sacks at Atlanta 12/1... including one on the last play of the game that clinched a 14-9 win. **1985** — Earned another trip to the AFC-NFC Pro Bowl, finished second on team tackle list with 107 stops, 69 solo hits... led team with 11 sacks for 89 yards lost... had two sacks three times: vs. Tampa Bay 9/22; at Green Bay 11/17; and vs. Rams 12/1... defended 15 passes on season, including three vs. Kansas City 9/8. **1984** — Selected to Pro Bowl for second consecutive campaign... led NFC linebackers in sacks with 12... had at least one sack in 10 games, registered two vs. Cincinnati 12/9... tallied a career-high 11 solo tackles at Rams 12/2... defended 16 passes and recovered four fumbles on the year. **1983** — Was the only Saint chosen for the Pro Bowl... 12 sacks for 81.5 yards led club, had three games with two sacks: at Dallas 9/25; at Tampa Bay 10/23; vs. Jets 11/21... defended a career-high 21 passes... finished fourth on team with 102 tackles, 67 solo hits. **1982** — In strike-shortened season, registered 47 tackles and was second on club with 4.5 sacks... returned on interception of season 32 yards at San Francisco 11/28 to set up crucial score. **1981** — Led team with eight sacks during rookie campaign, a Saints' rookie record that stood until 1990 (9, Renaldo Turnbull)... compiled 125 tackles with 85 solo hits... defended 10 passes and forced a pair of fumbles.

COLLEGE: Played defensive end on Pittsburgh's number-one-ranked defensive unit... played opposite Hugh Green, but Jackson led team in tackles... member of Pitt team which had 19 seniors drafted into the NFL... played in Senior Bowl, and was defensive MVP in East-West Shrine Game... ABC Player of the Game vs. Penn State in 1980, year that Panthers contended for NCAA championship... majored in history.

PERSONAL: Attended Pahokee (Florida) High School... caught 21 passes for eight TDs as tight end senior year... played in three state football championship games and was on state basketball championship team senior year... Saints recipient of 1990 Ed Block Courage Award... married (Norma) with daughter (Rickeyah 4/23/84) and sons (Rickeem 1/11/89 and Rickeyvis 8/27/90)... lives in Destrehan... full name is Rickey Anderson Jackson.

GAMES STARTED/PLAYED: (1981, 16/16); (1982, 9/9); (1983, 16/16); (1984, 16/16); (1985, 16/16); (1986, 16/16); (1987, 12/12); (1988, 16/16); (1989, 14/14); (1990, 16/16); (1991, 16/16); (1992, 16/16); (1993, 16/16). Totals 195/195.

PLAYOFF GAMES STARTED/PLAYED: (1987, 1/1); (1990, 1/1); (1991, 1/1); (1992, 1/1). Totals 4/4.

SAINTS AMONG TOP TEAMS

The Saints are one of only three NFL teams to turn in non-losing records in each of the last seven seasons. Houston and San Francisco are the others. During this stretch, New Orleans has compiled a regular season record of 70-41 (.631), tied for third best in the NFL.





Year	TACKLES			SACKS		FUMBLES RECOVERED		
	Tkl	Asst	Tot.	No.	Yards Lost	No.	Yards	TD
1981	85	40	125	8	65	1	0	0
1982	32	15	47	4.5	34	2	0	0
1983	67	35	102	12	81.5	2	0	0
1984	97	27	124	12	95	4	4	0
1985	69	38	107	11	89	None		
1986	85	29	114	9	71	1	0	0
1987	57	17	74	9.5	81	None		
1988	71	21	92	7	66	None		
1989	40	7	47	7.5	35	None		
1990	49	19	68	6	39	7	0	0
1991	47	12	59	11.5	63.5	3	0	0
1992	56	10	66	13.5	95	3	0	0
1993	67	12	79	11.5	58	3	0	0
Totals	822	282	1104	123	873	26	4	0

Playoffs

1987	10	0	10	1	8	None		
1990	5	1	6	0	0	None		
1991	2	0	2	1	8	1	0	0
1992	5	1	6	1	6	None		
Totals	22	2	24	3	22	1	0	0

Additional Stats: Forced Fumbles (38): 1981, 2; 1982, 1; 1984, 4; 1986, 6; 1987, 3; 1988, 2; 1989, 3; 1990, 4; 1991, 3; 1992, 6; 1993, 4. Interceptions (7-67 yards): 1982, 1-32 yards; 1983, 1-0 yards; 1984, 1-14 yards; 1986, 1-1 yard; 1987, 2-4 yards; 1988, 1-16 yards. Passes Defensed (114): 1981, 10; 1982, 10; 1983, 21; 1984, 16; 1985, 15; 1986, 13; 1987, 4; 1988, 5; 1989, 3; 1990, 4; 1991, 3; 1992, 8; 1993, 2.


Career-Highs

Tackles: 14 at San Francisco, 9/27/81
Solo Tackles: 11 at Rams, 12/2/84
Sacks: 4 at Atlanta, 12/14/86
4 at Detroit, 9/18/88
Fumbles Recovered: 2, 2 different times

NFL's Alltime Leading Sackers

(Officially kept since 1982)

1. Reggie White	137.0
2. Lawrence Taylor	132.5
3. Richard Dent	124.5
4. Rickey Jackson	115.0
5. Greg Townsend	107.5
6. Bruce Smith	105.5



53 VAUGHAN JOHNSON

Linebacker Year With Saints: 9 Year in NFL: 9
Ht: 6-3 Wt: 240 College: North Carolina State
Born: March 4, 1962 at Morehead City, North Carolina
Joined Saints: Draft Choice No. 1, (USFL Supplemental 1984) Signed 1986

PRO: Excellent athlete, taken in the first round of the 1984 USFL supplemental draft. Played with USFL Jacksonville Bulls, 1984-85, had 154 tackles in '84 season. Fiercely competitive, especially tough against the run on short-yardage situations. Was selected to play in the Pro Bowl four straight seasons (1989-92), tying club-record for consecutive Pro Bowls also held by Rickey Jackson (1983-86), Morten Andersen (1985-88) and Pat Swilling (1989-92). 120 games played is 15th on clubs' alltime list. Contract runs through 1994 with no option. **1993** — Led the team in tackles for the third time in his career, as he registered 110, including 81 solo hits... tied for third on squad with a career-best five sacks... also defended three passes and forced four fumbles... started 13 of the 15 games in which he played at RILB, was inactive vs. Rams 12/12 with the flu... led or shared the team-lead in tackles on four occasions including a career-high 22 vs. San Francisco 9/26 when he also recorded a sack and a forced fumble... was named NFC Defensive Player-of-the-Week in 16-13 win over the 49ers... registered double-digit tackle totals four times on the year. **1992** — Chosen to play in his fourth straight Pro Bowl, finished second on team tackle chart with 84... registered a season-high 11 stops, including a forced fumble, vs. San Francisco 9/27... turned in back-to-back 10-tackle efforts, at New England 11/8 and at San Francisco 11/15... opened 14 of 16 games at RILB, did not start either Atlanta game as Saints went with six backs most of contest... chosen to UPI All-NFC Team. **1991** — Selected to his third consecutive AFC-NFC Pro Bowl, his first as a starter... also chosen to Pro Football Weekly's All-NFC team... despite missing most of four games with injuries, finished sixth on tackle chart with 50... played in 11 games with 11 starts overall... was inactive for season-opener, vs. Seattle 9/1, with calf strain sustained during preseason, also inactive vs. Chicago 10/27 and at Rams 11/3 with a sprained knee sustained vs. Tampa Bay 10/20... Seattle game broke string of 58 straight starts, and marked first game in his career he had missed due to an injury... registered seven tackles, his only interception of the year and two passes defensed at Philadelphia 10/15... tallied a season-high eight stops at San Francisco 12/1. **1990** — Voted to second consecutive Pro Bowl after he finished second on the club with 103 tackles (85 solo), opened all 16 games at RILB... tallied a career-high 13 solo tackles at Minnesota 9/16... accounted for only sack of season vs. Detroit 10/28... defended three passes, recovered a fumble, and forced two fumbles, both vs. Cleveland 10/14... played with a cast on his thumb for final regular season game and playoff contest after he fractured it at San Francisco 12/23... was named to UPI All-NFC second team and Sports Illustrated's All-Pro squad. **1989** — Earned first-ever trip to AFC-NFC Pro Bowl... started all 16 games for second consecutive season... tied for second on club with 83 tackles, 65 solo stops... led linebackers for third straight year in passes defensed with four... turned in a season-best nine tackles (8 solo) vs. San Francisco 10/8, was credited with eight stops (7 solo), at San Francisco, 11/6... tallied lone sack of season vs. Rams 11/26... named to UPI All-NFC team for second year in a row. **1988** — Led Saints in tackles for second consecutive season with 114, including 82 solo stops... had two sacks for 14 yard.





lost... had one interception that he returned 34 yards in which he broke numerous tackles and hurdled over several defenders to help preserve 14-10 win at Rams 11/13... topped linebackers with eight passes defended... had an 18-tackle performance, half of them solo stops, at Washington 11/6... named to Sports Illustrated's All-Pro team and the UPI All-NFC squad. **1987** — Took over starting spot at RILB, led Saints in tackles with 87, 73 solo hits... tenacious player, had many big hits in course of season... had big interception vs. Cleveland in season-opener 9/13... had sack vs. Cincinnati 12/20... forced two fumbles, recovered one on the year. **1986** — Had big part of situation defense for Saints... learned quickly, athletic ability made it difficult for coaches to keep him off the field... played much in Saints' nickel and special defensive sets... had 37 total tackles, one sack, an interception and a fumble recovery.

COLLEGE: All-America selection by Sporting News... led Wolfpack in tackles both junior and senior seasons... majored in education.

PERSONAL: Attended West Carteret High School in Morehead City, North Carolina... spends offseason working in family construction firm back in his hometown... serves as a spokesman for Goodwill... donated \$50 for every tackle he made last year to "Operation Happy Child", a program which provides Christmas gifts for children at the New Orleans Adolescent Hospital... married (Faith)... lives in Morehead City in offseason... full name is Vaughan Monroe Johnson.

GAMES STARTED/PLAYED: (1986, 0/16); (1987, 12/12); (1988, 16/16); (1989, 16/16); (1990, 16/16); (1991, 11/13); (1992, 14/16); (1993, 13/15). Totals 98/120.

PLAYOFF GAMES STARTED/PLAYED: (1987, 1/1); (1990, 1/1); (1991, 0/1); (1992, 1/1). Totals 3/4.

Year	TACKLES			SACKS		INTERCEPTIONS		
	Tkl	Asst	Tot.	No.	Yards Lost	No.	Yds.	TD
1986	30	3	33	1	6	1	15	0
1987	73	14	87	1	12	1	0	0
1988	82	32	114	2	14	1	34	0
1989	65	18	83	1	0	None		
1990	85	18	103	1	6	None		
1991	40	10	50	None		1	19	0
1992	63	21	84	1	10	None		
1993	81	29	110	5	42	None		
Totals	519	145	664	12	100	4	68	0
Playoffs								
1987	9	2	11	None		None		
1990	2	1	3	None		None		
1991	1	2	3	None		None		
1992	7	0	7	None		None		
Totals	19	5	24	0	0	0	0	0




Additional Stats: Fumbles Recovered (5): 1986, 1; 1987, 1; 1989, 1; 1990, 1; 1991, 1. Forced Fumbles (11): 1987, 2; 1989, 2; 1992, 3; 1993, 4. Passes Defended (27): 1986, 2; 1987, 5; 1988, 8; 1989, 4; 1990, 3; 1991, 2; 1993, 3.

Career-Highs

Tackles: 22 vs. San Fran., 9/26/93
Solo Tackles: 13 at Minnesota, 9/16/90
13 vs. San Fran., 9/26/93

Sacks: 1, 12 different times
Interceptions: 1, 4 different times



27 REGINALD JONES

Cornerback Year With Saints: 4 Year in NFL: 4
Ht: 6-1 Wt: 202 College: Memphis State
Born: January 11, 1969 at Memphis, Tennessee
Joined Saints: Draft Choice No. 5, 1991

PRO: The Saints second pick (5th round, 126th overall) in the 1991 draft. Came out of college with a year of eligibility still remaining. With exceptional size and speed, can play both cornerback and safety. Is in the option year of his contract. **1993** — Did not sign until 8/22, was under a roster exemption for season-opener... played in 12 games on the season with two starts, both when Saints opened with six DBs... most of playing time came as a cornerback in nickel and dime package... recorded 16 tackles on defense and two more on special teams... only interception of season came at Rams 10/3... tallied first career sack, against San Francisco 9/26... was inactive at Cleveland 12/5 with a knee injury... sustained cartilage damage in his knee against Giants 12/20, was placed on injured reserve 12/23. **1992** — Started all 15 games in which he played at RCB, finished 7th on team, third among DBs with 54 tackles, including 50 solo hits, also chipped in with a stop on special teams... tied for third on team with two interceptions, third with 13 passes defended... was inactive vs. Atlanta 12/3 with a groin injury... recorded four tackles, took an interception back 71 yards for a touchdown and defended four passes in 28-6 win over Chicago 9/13... the return was the longest by a Saint since Tommy Myers returned one 97 yards for a score, vs. Minnesota 9/3/78... tallied a season-high six tackles on three separate occasions. **1991** — Turned out to be a pleasant surprise, stepped right in and started in nickel situations throughout season... recorded 30 stops on defense, also a key member of special teams unit where he was second with 11 tackles... tied for second among NFL rookie defensive backs with three interceptions (61 yards), was third on club with 12 passes defended... first career INT halted a drive in win at Kansas City 9/8... only start of season came vs. Atlanta 11/24 as Saints opened with six DBs, made six tackles and returned an interception 51 yards in that game... suffered a separated shoulder as a result of a jarring block by John Taylor at San Francisco 12/1, was inactive the final three weeks of the season... came back to play in playoff game vs. Atlanta 12/28.

COLLEGE: Started his career as a running back at the University of Arkansas before transferring to Memphis St. following freshman season... recorded 117 tackles and six interceptions in two years for the Tigers... was an all-Southern Independent selection and AP honorable mention All-America choice in final year, when he played in



the Senior Bowl... returned 28 kickoffs for a 22.2-yard average in his final year, second on the school's single-season list... also lettered in track... majored in sociology.

PERSONAL: Was a two-time all-state, all-county and all-conference choice at West Memphis (Arkansas) High School, where he was a three-year starter at both running back and defensive back... also lettered in track there... returned to Memphis State during offseason where he took classes in pursuit of his degree in sociology... hopes to take on a career as a marriage and family counselor after football... single... full name is Reginald Moore Jones.

GAMES STARTED/PLAYED: (1991, 1/13); (1992, 15/15); (1993, 2/12). Totals 18/40.


PLAYOFF GAMES STARTED/PLAYED: (1991, 1/1); (1992, 1/1). Totals 2/2.

Year	TACKLES			INTERCEPTIONS		
	Tkl	Asst	Tot.	No.	Yds.	TD
1991	39	2	41	3	61	0
1992	51	4	55	2	71	1
1993	15	3	18	1	12	0
Totals	105	9	114	6	144	1
Playoffs						
1991	2	0	2	None		
1992	6	0	6	None		
Totals	8	0	8	0	0	0

Additional Stats: Passes Defensed (32): 1991, 12; 1992, 13; 1993, 7. Sacks (1-8 yards): 1993, 1-8 yards.

Career-Highs

Tackles: 7 vs. Atlanta, 11/24/91 Long INT Return: 71t vs. Chicago, 9/13/92
Solo Tackles: 7 vs. Atlanta, 11/24/91 Passes Defensed: 4 vs. Chicago, 9/13/92
Interceptions: 1, 6 different times



43 TYRONE LEGETTE

Cornerback Year With Saints: 3 Year in NFL: 3
Ht: 5-9 Wt: 177 College: Nebraska
Born: February 15, 1970 at Marion, South Carolina
Joined Saints: Draft Choice No. 3, 1992

PRO: The 14th defensive back and 72nd player overall selected in the 1992 draft. Taken with a choice obtained from Tampa Bay in a swap of third-round draft choices. Possesses excellent speed and cover ability, has been timed at 4.39 in the 40-yard dash. Contract runs through 1994 with no option. **1993** — Played in 14 games, started season-opener, vs. Houston 9/5, as part of a six DB set and recorded five tackles... tallied nine total stops in limited action on defense during the year... led team with 10 tackles on special teams, including three vs. Cincinnati 1/2... missed




games 9-10 with a separated shoulder sustained during practice. **1992** — Played in each of the first eight games of the season, all on special teams, before he strained a hamstring while making a tackle on punt coverage, vs. Tampa Bay 11/1... was placed on injured reserve 11/3, and spent the remainder of the season there.

COLLEGE: Played in all 36 games during his three-year career for the Cornhuskers... was a part-time starter as a junior, opening five games, before moving into starting spot at right cornerback as a senior... tallied 49 tackles and broke up a team-high 10 passes as a senior, when he was a first team All-Big Eight choice... intercepted four passes and knocked away 12 more during his career... majored in general studies.

PERSONAL: Was an all-area defensive back as a junior, and all-area running back as a senior at Spring Valley High School in Columbia, South Carolina... also lettered in track... single... lives in Columbia during offseason... full name is Tyrone C. Legette.

GAMES STARTED/PLAYED: (1992, 0/8); (1993, 1/14). Totals 1/22.

Year	TACKLES		
	Tkl.	Asst.	Tot.
1992	2	0	2
1993	19	0	19
Totals	21	0	21



46 SEAN LUMPKIN

Safety Year With Saints: 3 Year in NFL: 3
Ht: 6-0 Wt: 206 College: Minnesota
Born: January 4, 1970 at Minneapolis, Minnesota
Joined Saints: Draft Choice No. 4b, 1992

PRO: The Saints' second pick of the fourth round in the 1992 draft (106th overall). Has size and athletic ability to play either strong or free safety. Contract runs through 1994 with no option. **1993** — Saw limited action on defense, primarily in short yardage and goal-line situations... majority of time came on special teams where he tied for seventh on the team with four tackles... was inactive for each of the final four games with a pulled hamstring sustained at Cleveland 12/5. **1992** — Was brought along slowly in rookie season, saw most of playing time on special teams, where he tied for fourth on the club with five tackles, including two vs. Buffalo 12/20... also saw time in short yardage situations... made key recovery of a Louis Lipps fumble in own end zone, at Detroit 10/4.

COLLEGE: Was a four-year starter for the Golden Gophers, the last three at strong safety... led the club in tackles and interceptions his final two seasons... career total of 12 interceptions is tied for the school-record... also registered five sacks in four years... earned first team All-Big Ten honors as a senior, and second-team accolades as a junior... majored in business.




PERSONAL: Was an all-state pick as a defensive back and running back at Benilde-St. Margaret's High School in St. Louis Park, Minnesota... resides in Kenner... married (Tika) with son (Sanjany Houston 4/29/94)... full name is Sean Franklin Lumpkin.

GAMES STARTED/PLAYED: (1992, 0/16); (1993, 0/12). Totals 0/28.

PLAYOFF GAMES STARTED/PLAYED: (1992, 0/1).

Year	TACKLES		
	Tkl.	Asst.	Tot.
1992	6	0	6
1993	6	1	7
Totals	12	1	13



84 ERIC MARTIN

Wide Receiver Year With Saints: 10 Year in NFL: 10
Ht: 6-1 Wt: 207 College: Louisiana State
Born: November 8, 1961 at Van Vleet, Texas
Joined Saints: Draft Choice No. 7, 1985

PRO: Selected in the seventh round (179th overall) of the 1985 draft. Stands at the top of Saints' alltime lists for receptions (532), receiving yards (7,854) and receiving touchdowns (48). His 532 career receptions rank 27th alltime in NFL history and 10th among current players. 48 career touchdowns rank second alltime behind Dalton Hilliard (53). Eric also holds the club record for most 100-yard receiving days in a career (18), and in a season (5 in 1989). Saints are 13-5 in games when he has caught passes for 100 yards. Enters the 1994 season having caught a pass in 105 straight games and 141 of 143 in his career. Reception streak is tied for seventh-longest in NFL history and is third among current streaks. Only two games in his career in which he did not have a reception both came against San Francisco at the Superdome (12/15/85 and 10/25/87). He has caught a pass in all 16 contests seven times, including the past six seasons (1986, 1988-93). Over the past six seasons, has snared 416 passes (5,879 yards), third-best in the NFC during this span (Jerry Rice, Sterling Sharpe). Is one of only two players in the NFL (Rice) who has caught 60 passes in each of the last six years. 143 games played is 9th on club's alltime list, 143 consecutive games played is a club-record. Has never missed a game in his nine-year career. Contract runs through 1994 with no option. **1993** — Led team with 66 receptions for 950 yards and three TDs, breaking his own club-record with his seventh year leading the team in receiving... started 13 of the 16 games in which he played... reception total was tied for 10th in the NFC, yardage figure was sixth in the conference... only two 100-yard receiving games came in opening week and season finale... caught seven passes for 111 yards vs. Houston 9/5, and five passes for 120 yards and a TD vs. Cincinnati 1/2... hauled in a season-high eight passes (97 yards) vs. Rams 12/12. **1992** — Established a club-record by leading team in receiving for sixth straight year (5, Danny Abramowicz), hauled in 68 passes for 1,041 yards and five TDs... 68 catches were seventh in NFC, 1,041 yards were sixth... started 11 of the 16 games in which he played... only two 100-yard games came



in back-to-back weeks, vs. Rams 10/11 (6-103, 1 TD) and at Phoenix 10/18 (8-151, 1 TD)... marked the fifth time in his career he had accounted for 100-yard games in consecutive weeks... grabbed two passes for 58 yards including a 52-yarder for a score vs. Chicago 9/13... caught eight passes for 92 yards and a TD vs. San Francisco 9/27... led Saints in receiving eight times over the course of the season. **1991** — Led team in receiving, was eighth in the NFC with 66 receptions (803 yards)... caught a season-high seven (67 yards), including a touchdown at Kansas City 9/8... grabbed four for 75 yards, including an 8-yard touchdown to move him ahead of Abramowicz into first spot on Saints' alltime receiving TD list, vs. Tampa Bay 10/20... hauled in six for a season-best 84 yards vs. Atlanta 11/24. **1990** — Led team in receiving with 63 catches for 912 yards and five touchdowns... 63 receptions was good for 11th in the NFC... tied a career-high with 10 catches (131 yards), at Washington 11/18... hauled in eight passes for 153 yards and a touchdown in win vs. Cleveland 10/14... the 153 yards marked the second-best output of his career (164 vs. Green Bay 9/14/86)... caught game-winning scores in fourth quarter vs. Atlanta 11/25 (6 yards) and at Rams 12/9 (4 yards). **1989** — Led club in receiving, finished 10th in the NFC with 68 receptions for 1,090 yards... his receiving yardage broke the club record he set in 1988 (1,083), also set a club mark with five 100-yard receiving days... caught five passes for 131 yards and two TDs, including a 53-yard score vs. Jets 10/15, hauled in five for 116 yards and a TD the following week at Rams... grabbed five for 107 yards and a pair of scores vs. Rams 11/26... had back-to-back 100-yard days in weeks 14-15... caught four for 100 yards at Buffalo 12/10, and a season-high nine for 120 yards and two TDs vs. Philadelphia following week... his eight touchdowns marked a personal-best... started 15 of 16 games, did not open at Green Bay 9/17 after he sprained an ankle opening week vs. Dallas. **1988** — Had his best year as a pro as he broke Saints records for catches (85) and receiving yardage (1,083), was named to his first Pro Bowl team... finished second in NFC in catches, one behind the Rams Henry Ellard... tied with Lonzell Hill for team lead in TDs scored with seven... had three 100-yard receiving days on the year: vs. Rams 10/30 (6-132), at Washington 11/6 (10-146, 1 TD), vs. Denver 11/20 (8-111, 2 TDs)... his ten catches against the Redskins was a personal best, and the most for a Saints' receiver since 1982 season (11, Wayne Wilson vs. Atlanta 1/2/83). **1987** — Came to the forefront of the Saints' receiving corps, led team with 44 catches, second in TDs scored with seven... had three 100-yard receiving games for Saints: at St. Louis 10/11 (7-101, 1 TD), vs. Tampa Bay 12/6 (2-101), and vs. Houston 12/13 (6-130, 2 TDs)... made giant catch vs. Giants 11/22, a 22-yard TD grab that put Saints ahead to stay in 23-14 triumph... caught a pass in all but one game (vs. San Francisco 10/25)... also returned punts early in the season, had 14 for 88 yards. **1986** — Was the only Saints' receiver to catch a pass in every game... had huge day vs. Green Bay 9/14 when his first two catches went for 76 and 84 yards, finished with three catches for a career-high 164 yards, including the 76-yard score... caught seven passes, including a TD grab, at Rams 11/23... also utilized on punt returns, fielded 22 for 221 yards. **1985** — Had outstanding rookie year, started 11 of 16 games, caught a pass in all but one game (vs. San Francisco 12/15)... total of 35 receptions was third on team... led club in TDs scored with four... made spectacular catch vs. Rams 12/1 that went for a 43-yard TD to put the game out of reach in a 29-3 win... snared three passes for a season-high 82 yards at Atlanta 10/20.

COLLEGE: Ended his collegiate career as the alltime Southeastern Conference



receiving yardage leader (2,625)...also held LSU school records for career pass receptions (152), season pass receptions (52 in 1983), most receiving yards in a single game (209), and most yards receiving in a single season (1,064 in 1983)...first-team All-America by Sporting News as senior, and first-team All-SEC by AP...spent freshman year returning kicks, holds another LSU record with a 100-yard return that year...majored in general studies.

PERSONAL: Attended Van Vleck (Texas) High School... holds annual Black History Basketball Tournament in Van Vleck, funds go to E.W. Martin scholarship, given to needy boy or girl at Van Vleck High School...took classes at LSU this past offseason in pursuit of his undergraduate degree... is an avid golfer... married (Tamyra) with daughters (Erica 2/1/86) and (Tayler 1/17/91)... lives in Kenner.

GAMES STARTED/PLAYED: (1985, 11/16); (1986, 11/16); (1987, 11/15); (1988, 16/16); (1989, 15/16); (1990, 16/16); (1991, 13/16); (1992, 11/16); (1993, 13/16). Totals 117/143.

PLAYOFF GAMES STARTED/PLAYED: (1987, 1/1); (1990, 1/1); (1991, 1/1); (1992, 1/1). Totals 4/4.

RECEIVING

Year	No.	Yards	Avg.	LG	TD
1985	35	522	14.9	50	4
1986	37	675	18.2	84	5
1987	44	778	17.7	67	7
1988	85	1083	12.7	40t	7
1989	68	1090	16.0	53t	8
1990	63	912	14.5	58	5
1991	66	803	12.2	30	4
1992	68	1041	15.3	52t	5
1993	66	950	14.4	54t	3
Totals	532	7854	14.8	84	48

Playoffs

1987	1	10	10.0	10t	1
1990	2	47	23.5	36	0
1991	7	83	11.9	20	0
1992	5	64	12.8	26	0
Totals	15	204	13.6	36	1

KICKOFF RETURNS

Year	No.	Yds.	Avg.	LG	TD	No.	FC	Yds.	Avg.	LG	TD
1985	15	384	25.6	69	0	8	10	53	6.6	13	0
1986	3	64	21.3	27	0	24	9	227	9.5	39	0
1987	1	15	15.0	15	0	14	2	88	6.3	15	0
1988	3	32	10.3	32	0	None					
Totals	22	495	22.5	69	0	46	21	368	8.0	39	0

PUNT RETURNS



Additional Stats: Rushing: 1985, 2-(-1), 11 Long; 1988, 2-12, 9 Long. Fumbles (15): 1985, 1; 1986, 5; 1988, 2; 1989, 1; 1990, 3; 1991, 2; 1992, 1.

Career-Highs

Receptions: 10 at Washington, 11/6/88 Long Reception: 84 vs. Green Bay, 10 at Washington 11/18/90 9/14/86
Yards Rec: 164 vs. Green Bay, 9/14/86 TDs: 2, 5 different times


Most Consecutive Games with a Reception

- 177 - Steve Largent, Seattle
- 164 - Art Monk, Washington*
- 150 - Ozzie Newsome, Cleveland
- 127 - Harold Carmichael, Philadelphia
127 - Jerry Rice, San Francisco*
- 121 - Mel Gray, St. Louis
- 105 - **Eric Martin, Saints***
105 - Danny Abramowicz, Saints-San Francisco
105 - Anthony Carter, Minnesota
105 - Gary Clark, Washington

*Current entering 1994

Alltime Leading NFL Receivers Still Active (As of end of 1993)

	Yrs.	Rec.	Yds.	Avg.	TDs
1. Art Monk	14	888	12,026	13.5	65
2. James Lofton	16	764	14,004	18.3	75
3. Jerry Rice	9	708	11,776	16.6	118
4. Drew Hill	15	634	9,831	15.5	60
5. Gary Clark	9	612	9,560	15.6	62
6. Henry Ellard	11	593	9,761	16.5	48
7. Andre Reed	9	586	8,233	14.0	58
8. Mark Clayton	11	582	8,974	15.4	84
9. Roger Craig	11	566	4,911	8.7	17
10. ERIC MARTIN	9	532	7,854	14.8	48



93 WAYNE MARTIN

Defensive End Year With Saints: 6 Year in NFL: 6
Ht: 6-5 Wt: 275 College: Arkansas
Born: October 26, 1965 at Forrest City, Arkansas
Joined Saints: Draft Choice No. 1, 1989

PRO: 19th player taken overall, and third defensive lineman in the 1989 draft behind Burt Grossman (San Diego) and Trace Armstrong (Chicago). Excellent athlete with speed and agility. 30.5 career sacks (206.5 yards lost) places him in 9th spot on the Saints' alltime list. Contract runs through 1996 with no option. **1993** — Although sack total was down from previous season, continued to be Saints' most



productive lineman... opened all 16 games at left end for third consecutive season... was eighth on team with 68 tackles, tied for third on club and first among linemen with five sacks... also recovered two fumbles, forced a fumble and knocked away three passes on the year... recorded a season-high eight stops, including a sack, in win at Phoenix 10/31... tallied seven tackles on three occasions. **1992** — Broke out to turn in the finest season of his four-year career... started all 16 games at left end, led the club with 15.5 quarterback sacks, third in the NFC, third-most in club history, and most-ever by a Saints defensive lineman... became the first lineman to lead the Saints in sacks since Jumpy Geathers co-led in 1986... finished fourth on the team tackle chart and first among linemen with 70 total stops, including a career-high 11 in season-opener, at Philadelphia 9/6... tied for fourth on team with a pair of fumble recoveries, led linemen with five passes defended and three forced fumbles, also recovered two fumbles... turned in first two-sack day of his career at Detroit 10/4, the first of four straight games in which he had a sack... recorded two sacks vs. Miami 11/29, followed that up with a seven-tackle, four-sack performance vs. Atlanta 12/3... the four sacks tied a club-record, was the most by a player in the NFC in 1992, and earned him NFC Defensive Player-of-the-Week accolades... registered a sack in 10 of 16 contests. **1991** — Started all 16 games for first time in three-year career, opening at left end... third among defensive linemen with 22 tackles, led that group with three passes defended, second on the unit with 3.5 sacks (29.5 yards lost)... blocked a John Kidd punt at San Diego 11/17 that was returned 37 yards for a touchdown by Frank Warren... recorded a sack in playoff game vs. Atlanta 12/28. **1990** — Earned starting spot along defensive front, opened the first seven contests at left end... suffered a broken fibula vs. Detroit 10/28 and was inactive the following three weeks... came back and started the next four games at left end, but sustained a partial tear of the medial collateral ligament in his knee on the first series vs. Pittsburgh 12/16... spent the last two regular season games and the playoff contest at Chicago on injured reserve... tallied 30 tackles, four sacks, three passes defended and a forced fumble on the season. **1989** — Brought along slowly in rookie season, played in all 16 contests with increased action as the season wore on... tallied initial career sack in pro debut, vs. Dallas 9/10... made 18 stops on season, credited with three solo hits vs. Washington 10/1 and at Buffalo 12/10... 2.5 sacks were third among Saints' defensive linemen... batted down a pair of passes and recovered two fumbles.

COLLEGE: Started his final three seasons at defensive tackle, earning first team All-America accolades from The Sporting News, AP and UPI as a senior when he registered 13 sacks and 68 tackles, including 18 for losses... led the Razorbacks in sacks each season as a starter, ended career with 25.5 QB drops... holds degree in criminal justice.

PERSONAL: All-America, all-state and all-district tight end and defensive end at Cross County High School in Cherry Valley, Arkansas... was the Saints' recipient of the 1991 Ed Block Courage Award... was the NFL's "Extra Effort" award winner for September of 1993, when he donated \$100,000 to help start up a transitional housing program through St. Vincent dePaul Society in New Orleans, an organization which helps the homeless in the city... married (Gladys) with son (Wayne, Jr. 10/6/92) and daughter (Whitley 2/1/94)... resides in Kenner... full name is Jerald Wayne Martin.



GAMES STARTED/PLAYED: (1989, 0/16); (1990, 11/11); (1991, 16/16); (1992, 16/16); (1993, 16/16). Totals 59/75. **PLAYOFF GAMES STARTED/PLAYED:** (1991, 1/1); (1992, 1/1). Totals 2/2.

Year	TACKLES			SACKS		FUMBLES RECOVERED		
	Tkl	Asst	Tot.	No.	Yards Lost	No.	Yards	TD
1989	13	5	18	2.5	11	2	0	0
1990	24	6	30	4	31	None	0	0
1991	21	1	22	3.5	29.5	1	0	0
1992	53	17	70	15.5	102	2	0	0
1993	55	13	68	5	33	2	0	0
Totals	166	42	208	30.5	206.5	7	0	0

Playoffs

1991	1	1	2	1	14	None	0	0
1992	2	0	2	None		1	0	0
Totals	3	1	4	1	14	1	0	0

Additional Stats: Passes Defensed (16): 1989, 2; 1990, 3; 1991, 3; 1992, 5; 1993, 3. Forced Fumbles (6): 1990, 1; 1991, 1; 1992, 3; 1993, 1. Blocked Kicks: 1991, 1 punt.

Career-Highs

Tackles: 11 at Philadelphia, 9/6/92 Sacks: 4 vs. Atlanta, 12/3/92
Solo Tackles: 8 at Philadelphia, 9/6/92



39 BRETT MAXIE

Safety Year With Saints: 10 Year in NFL: 10
Ht: 6-2 Wt: 194 College: Texas Southern
Born: January 13, 1962 at Dallas, Texas
Joined Saints: Free Agent, 1985

PRO: In nine seasons, has stood out in defensive sets as both a strong and free safety, and on special teams. Tied for sixth (Toi Cook) on club's alltime interception list with 16 (232 yards). Tied with Jim Merlo for first spot with three interception returns for touchdowns. Has played in 118 games during career, 17th on the team's alltime chart. The senior member of the defensive backfield and the only holdover from the pre-Jim Mora era. **Unrestricted free agent at press time, has not signed contract with Saints for 1994.** **1993** — Rehabilitated from a torn anterior cruciate ligament in his knee sustained in the 10th game of the '93 season, and earned a starting spot at strong safety by opening day... recorded seven tackles and a pass defended in 33-21 win over Houston, 9/5... season came to an abrupt end when he collided with a teammate during practice 9/9 and tore the anterior cruciate ligament in his other knee... was placed on injured reserve 9/14, underwent reconstructive surgery 9/15. **1992** — Started the first 10 games of the season before he sustained torn medial collateral and anterior cruciate ligaments in his knee, at San Francisco 11/15... underwent reconstructive surgery during season and spent entire offseason in New Orleans rehabilitating... prior to that had missed only one game in his career as a result of an injury, had also started 43 straight games... finished the year with 44 tackles, tied for third with two interceptions and tied for fourth on team with nine



passes defended...recorded 10 tackles, including one on punt coverage, and a pass defended vs. Chicago 9/13...registered eight tackles and his only sack of the season, at New England 11/8...interception late in game, at Atlanta 9/20, sealed 10-7 victory. **1991** — Started all 16 games at strong safety, along with Gene Atkins at FS (also 16 starts), formed a solid tandem at safety for second straight season...finished fifth on team tackle chart with 54, second among defensive backs...defended 10 passes on the year, fifth on club and second-highest figure in his career...returned an interception 31 yards for a touchdown vs. Raiders 12/16, tying him with Jim Merlo for most career INTs returned for TDs, also marked the third straight year in which he had done that...registered six tackles, came up with big fumble recovery late in game to preserve win vs. San Francisco 11/10...came up with an interception and two passes defended in win over Tampa Bay 10/20...also recorded four tackles on special teams on the season. **1990** — Started all 16 contests in first full season at strong safety...finished in a four-way tie for team lead with two interceptions (88 yards), had Saints only return for a touchdown, a 50-yarder that sparked a 24-20 win at Rams 12/9...was awarded the game ball on defense in the Rams game as he also tallied six tackles and two passes defended...tied for fourth with 73 tackles (58 solo), including a season-high 11 vs. Rams 12/31...continued to serve as key member of special teams. **1989** — Did not serve as a regular starter for first time in three seasons, but saw extensive action in nickel and dime schemes, and in short-yardage situations, became an important member of special teams unit...started two of the 16 games in which he participated (at Detroit 12/3 and vs. Indianapolis 12/24) as Saints began with six DBs...tied for team-lead among special teamers with 10 tackles, finished with 41 overall (35 solo)...tied for third on club with three interceptions, defended five passes and recovered a fumble...returned an interception 26 yards at New England 11/12 for first pro touchdown...picked off a Jim Kelly pass in final minute to seal outcome in 22-19 victory at Buffalo 12/10...tallied eight stops, including three on special teams, at Rams 10/22. **1988** — Started all 16 games at free safety, the only Saints' DB to open every contest...had no interceptions, but came up with some key stops...second among Saints' backs with 78 tackles, 57 solo hits...defended four passes, forced one fumble...tallied a career-high 16 tackles with 12 primary hits at Washington 11/6. **1987** — Started season as a spot player, but moved into the starting free safety position for game six, and kept it for the rest of the year...intercepted three passes, defended a career-best 11...had 48 tackles, 35 solo stops...charged in to sack Bernie Kosar for a safety vs. Cleveland 9/13 in season-opening win...had another sack in final game of season, vs. Green Bay 12/27. **1986** — Was used primarily in nickel and dime situations, had two interceptions on the season, recovered one fumble...had 48 total tackles, 37 solo...came up with first career interception at Indianapolis 10/12...exceptional as a special teamer, played at wideout position on punt team, made some spectacular hits. **1985** — Played in all 16 games, mainly on special teams, but saw much action as nickel back...started final game of the season at strong safety in place of injured Terry Hoage...tallied 37 tackles, 31 solo...recovered a fumble at Rams 11/3.

COLLEGE: Lettered three years at Texas Southern...received degree in biology.

PERSONAL: Attended James Madison High School in Dallas...married (Angelia) with sons (Brett Derrell II 7/14/92 and Adam Kennedy 11/18/93)...makes offseason home in Spring, Texas...full name is Brett Derrell Maxie.



GAMES STARTED/PLAYED: (1985, 1/16); (1986, 0/15); (1987, 10/12); (1988, 16/16); (1989, 2/16); (1990, 16/16); (1991, 16/16); (1992, 10/10); (1993, 1/1). Totals 72/118. **PLAYOFF GAMES STARTED/PLAYED:** (1987, 1/1); (1990, 1/1); (1991, 1/1). Totals 3/3.

Year	Tkl	TACKLES		INTERCEPTIONS		
		Asst	Tot.	No.	Yds.	TD
1985	31	6	37	None		
1986	37	11	48	2	15	0
1987	35	13	48	4	43	0
1988	57	21	78	None		
1989	35	6	41	3	41	1
1990	58	15	73	2	88	1
1991	43	15	58	3	33	1
1992	37	11	48	2	12	0
1993	4	3	7	None		
Totals	337	101	438	16	232	3
Playoffs						
1987	4	3	7	None		
1990	7	0	7	None		
1991	1	2	3	None		
Totals	12	5	17	0	0	0

Additional Stats: Fumbles Recovered (5): 1985, 1; 1986, 1; 1989, 1; 1991, 1; 1992, 1. Forced Fumbles (4): 1986, 1; 1987, 1; 1988, 1; 1992, 1. Sacks (3-22 yards, 1 safety): 1987, 2-17 yards, 1 safety; 1992, 1-5 yards. Passes Defended (50): 1985, 1; 1986, 2; 1987, 11; 1988, 4; 1989, 5; 1990, 8; 1991, 10; 1992, 8; 1993, 1. Punt Returns: 1987, 1-12 yards.

Career-Highs

Tackles: 16 at Washington, 11/6/88
Solo Tackles: 12 at Washington, 11/6/88
Interceptions: 1, 16 different times

Yards on INTs: 50 at Rams, 12/9/90
Long INT Return: 50t at Rams, 12/9/90
Passes Defended: 2, 8 different times

PRO BOWL RESULTS

1971 - NFC 27, AFC 6	1983 - NFC 20, AFC 19
1972 - AFC 26, NFC 13	1984 - NFC 45, AFC 3
1973 - AFC 33, NFC 28	1985 - AFC 22, NFC 14
1974 - AFC 15, NFC 13	1986 - NFC 28, AFC 24
1975 - NFC 17, AFC 10	1987 - AFC 10, NFC 6
1976 - NFC 23, AFC 20	1988 - AFC 15, NFC 6
1977 - AFC 24, NFC 14	1989 - NFC 34, AFC 3
1978 - NFC 14, AFC 13	1990 - NFC 27, AFC 21
1979 - NFC 13, AFC 7	1991 - AFC 23, NFC 21
1980 - NFC 37, AFC 27	1992 - NFC 21, AFC 15
1981 - NFC 21, AFC 7	1993 - AFC 23, NFC 20 (OT)
1982 - AFC 16, NFC 13	1994 - NFC 17, AFC 3



69 LES MILLER

Def. End/Nose Tackle Year With Saints: 4 Year in NFL: 8
Ht: 6-7 Wt: 285 College: Ft. Hays St., Kansas
Born: March 1, 1965 at Arkansas City, Kansas
Joined Saints: Free Agent (Plan B), 1991

PRO: Signed with Saints as a Plan B free agent from San Diego during 1991 off-season. Originally signed as a free agent by the Saints in 1987, was released in final cut and signed by Chargers as a replacement player two weeks later. Has the ability to play at both the end spot and inside along defensive front. Tied with 14 others for first spot on NFL's alltime list with three touchdowns scored by recovery of opponents' fumbles. Contract runs through 1994 with no option. **1993** — Appeared in 13 games, started 11, the most starts in his NFL career... finished 12th on the club with a career-best 41 tackles, including 2.5 sacks... started three of the first five contests at nose tackle for an injured Jim Wilks, was inactive games 6-8 with a sprained knee sustained at Rams 10/3... came back to open each of the final eight contests, 9-15 at NT and the season finale at right end... sack total was sixth on team and second among linemen... also forced a fumble on the year... registered four tackles, including 1.5 sacks, at Minnesota 11/28... tied a career-high with seven stops the following week, at Cleveland 12/5... recorded 17 tackles over the final three weeks of the season. **1992** — Played in 16 games for third straight year, registered 19 tackles, a sack, a fumble recovery and a forced fumble... started at nose tackle vs. Chicago 9/13 in place of an injured Wilks and accounted for three stops... saw extended action in games 2-5 as Wilks was sidelined with a knee injury... recovered a fumble in own end zone vs. San Francisco 9/27 to prevent touchdown... recorded three tackles and his only sack of the year vs. Washington 11/23. **1991** — Played in all 16 games in first season with Saints, tallied 13 tackles as part of Saints' rotating defensive line... only sack of season came against former team, at San Diego 11/17... also forced a fumble on the season... blocked a Norm Johnson 54-yard field goal attempt in playoff game vs. Atlanta 12/28. **1990** — Played in 14 games with nine starts at nose tackle, spent the last two weeks of the season on injured reserve with a back injury... finished the year with 28 tackles (23 solo)... recovered a team-high three fumbles, including two for touchdowns (vs. Pittsburgh 10/7 and vs. Seattle 11/4), tied NFL record (21 others) for most touchdowns scored by recovery of opponents' fumbles in a season, 12 points led all Charger defenders... also recorded one sack. **1989** — Played in 15 contests and registered 18 tackles... accounted for 2.5 sacks, all in the last four games... recorded seven tackles and 1.5 sacks vs. Jets 12/3... majority of playing time came in short yardage situations. **1988** — Played in 13 games, primarily in short yardage situations... was hampered throughout season with an ankle injury, finished year with eight tackles. **1987** — Was a Pro Football Weekly all-rookie selection after being signed by Chargers for replacement games... earned starting spot at right end in week 7, but injured an ankle at Seattle in week 10 and spent the next four games on injured reserve... recovered fumble in end zone for a touchdown vs. Kansas City 10/25... picked up first career sack, vs. Cleveland 11/1, notched two more the following week at Indianapolis.

COLLEGE: Played two years at Kansas State before transferring to Ft. Hays State, where he earned NAIA all-conference accolades both seasons... majored in hotel and restaurant management.



PERSONAL: Attended Arkansas (pronounced are KANSAS) City (Kansas) High School where he was an all-state lineman and heavyweight wrestler... married (Stephanie) with daughter (Taryn 4/10/91) and son (Braden Chance 2/1/93)... is an avid hunter... lives in Arkansas City during offseason... full name is Leslie Paul Miller.

GAMES STARTED/PLAYED: (1987, 4/9); (1988, 0/13); (1989, 0/15); (1990, 9/14); (1991, 0/16); (1992, 2/16); (1993, 11/13). Totals 26/96. Totals with Saints 13/45.

PLAYOFF GAMES STARTED/PLAYED: (1991, 0/1); (1992, 0/1). Totals 0/2.

Year	TACKLES			SACKS		FUMBLES RECOVERED		
	Tkl	Asst	Tot.	No.	Yards Lost	No.	Yards	TD
1987 (San Diego)	21	0	21	3	19	2	0	1
1988 (San Diego)	6	2	8	None		None		
1989 (San Diego)	15	3	18	2.5	20	1	0	0
1990 (San Diego)	23	5	28	1	6	3	1	2
1991	10	3	13	1	9	None		
1992	15	4	19	1	5	1	0	0
1993	33	8	41	2.5	14	None		
Totals	123	25	148	11	73	7	1	3
Totals with Saints	58	15	73	4.5	28	1	0	0
Playoffs								
1991	0	0	0	None		None		
1992	1	1	2	None		None		
Totals	1	1	2	0	0	0	0	0

Additional Stats: Forced Fumbles (4): 1987, 1; 1991, 1; 1992, 1; 1993, 1. Passes Defensed: 1987, 1.

Career-Highs

Tackles: 7 vs. Jets, 12/3/89

7 at Cleveland, 12/5/93

Solo Tackles: 7 vs. Jets, 12/3/89

Sacks: 2 at Indianapolis, 11/8/87



51 SAM MILLS

Linebacker Year With Saints: 9 Year in NFL: 9
Ht: 5-9 Wt: 225 College: Montclair State
Born: June 3, 1959 at Neptune, New Jersey
Joined Saints: Free Agent, 1986

PRO: Originally signed as free agent in 1981 with Cleveland, was released. Went to Canadian Football League, signed with Toronto later that season. Went to USFL Philadelphia Stars and Jim Mora in 1982, played there three seasons (1983-85), was the Stars' leading tackler every year. Pro Bowl participant following 1987-88, and 1991-92 seasons. Signal-caller on defense, teams up with Vaughan Johnson to give Saints most formidable middle ever. Makes up for lack of size with aggressiveness,



quickness and intelligence. 18th on club's alltime list with 117 games played. Tied with three others for most fumbles returned for touchdowns with two. 16 fumble recoveries is second on alltime chart. Has led club in tackles on four occasions (1989-92). **Unrestricted free agent at press time, has not signed contract with Saints for 1994. 1993** — Following second game of season, at Atlanta 9/12, developed a staph infection in his knee that caused him to miss seven straight games (3-9)...injury forced a brief stay in the hospital, where he underwent arthroscopic surgery...when he was inactive vs. Detroit 9/19, it snapped a string of 92 straight contests played, and was the first game he had missed in his career as a result of an injury...tallied eight tackles and a sack in season-opener, vs Houston 9/5, and nine stops the following week before missing time...returned to action in a limited capacity at San Francisco 11/22, regained starting spot at LILB at Cleveland 12/5 and kept it for each of the final five games, during which time he led or shared the team lead in tackles each time...turned in double-digit tackle totals each of the final four games, including a season-high 15 in finale, vs. Cincinnati 1/2...was third on club with 85 total tackles, also recorded two sacks, three passes defended, a fumble recovery for a touchdown and two forced fumbles...recovered a fumble vs. Rams 12/12 and returned it 30 yards for his second career touchdown...overall, started seven of the nine games in which he played. **1992** — Selected to his fourth Pro Bowl, led team with a career-high 130 tackles...named to Pro Football Weekly/PFWA and College and Pro Football Newsweekly All-NFL teams, The Sporting News NFL All-Pro Team, USA Today NFL All-Pro Team, and the Associated Press All-Pro second team...opened all 16 games at LILB...tied a career-high with three sacks, including one vs. Jets 12/26, when he stripped the ball from Browning Nagle, recovered and raced 76 yards for first NFL TD, the second longest fumble return in Saints history (85t, Ernie Jackson vs. Atlanta 10/15/72)...three fumble recoveries tied for club lead and tied a career-best set on three previous occasions, was second with four forced fumbles...credited with nine tackles, a sack and two forced fumbles in win at Atlanta 9/20...registered seven tackles, a fumble recovery and his only interception of the year, at Rams 12/13...recorded a career-high 19 tackles vs. Buffalo 12/20...tallied 36 stops, an interception, two fumble recoveries, a touchdown, a forced fumble and a pass defended in December. **1991** — Chosen to his third Pro Bowl, his first as a starter...also selected to Pro Football Weekly All-NFL squad, Sports Illustrated's All-Pro squad, College and Pro Football Newsweekly All-Pro team, Football Digest All-Pro team, PFWA All-Pro team and The Sporting News All-Pro team, was a second-team All-Pro by AP...registered 102 tackles, the third straight year he led the team in that category...was named NFC Defensive Player-of-the-Month for September when he made 41 tackles, intercepted the first two passes of his career, defended three passes, forced a fumble and had a sack...defended a career-high eight passes on the season, including a pair vs. Chicago 10/27...first NFL interception halted a Chiefs drive late in game to preserve 17-10 win at Kansas City 9/8...only sack of year came vs. Rams 9/15...tallied a season-high 13 tackles vs. Seattle 9/1, registered 11 stops, an interception and a forced fumble in 26-0 win over Minnesota 9/22...underwent arthroscopic knee surgery following the season. **1990** — Was team's top tackler for second consecutive season, with 112 (101 solo)...also registered half a sack, three passes defended, a fumble recovery and two forced fumbles...started 14 of 16 contests, the two he did not open (at Houston 10/21, vs. Detroit 10/28), the Saints started in dime package...recorded a season-high 11 tackles vs. Pittsburgh 12/16...turned in 10-tackle efforts at Minnesota 9/16 and at Houston 10/21...was credited with a game-high 12 tackles in playoff game at Chicago



1/6. **1989** — First time in three years he was not selected to the Pro Bowl, but led the team in tackles with 95 (80 solo)...recorded first career sack, at Tampa Bay 9/24, also accounted for sacks vs. Rams 11/26 and at Detroit 12/3...tallied 11 tackles with a season-high 9 solo vs. Washington 10/1, also turned in 11 (8 solo) following week vs. San Francisco...defended two passes, forced two fumbles and recovered a fumble on the year...did not start in season finale vs. Indianapolis as Saints opened with dime defense, broke personal string of 56 straight starts. **1988** — Named to his second Pro Bowl post following season after finishing second on team in total tackles with 105...recovered three fumbles on the season...had 14 stops at Washington 11/6, and 11 vs. Rams 10/30. **1987** — Made first Pro Bowl appearance, started all 12 games in the middle of the Saints defense...fourth on team tackle chart with 58...also in the right place at the right time, recovered three fumbles on the season...was the focal point on a big hit that kept Pittsburgh out of the end zone late in the game 11/29 to preserve 20-16 win, and claim the team's first-ever winning season. **1986** — Came to Saints during training camp following USFL breakup, started final 13 games of season at inside linebacker...ended season second on team tackle chart with 92...had 11 total tackles vs. Rams 11/9 when Saints held Eric Dickerson to 57 yards rushing, only eight in second half, in 6-0 victory...turned in 13 tackle effort at Rams 11/23, and 12 tackle performance vs. Miami 12/7.

COLLEGE: Served as team captain junior and senior seasons...was a Kodak Division II All-America in 1980...New York Times all-East selection as senior, also named all-East Defensive Player of the Year...holds degree in industrial technology.

PERSONAL: Attended Long Branch (N.J.) High School...taught photography at East Orange (N.J.) High School before joining Stars...has worked with Benson Management Company as a dealership trainee with designs of owning or managing a car dealership following football career...has been selected as the Saints recipient of the Byron "Whizzer" White Humanitarian Award each of the last two years...married (Melanie) with two sons (Sam III 5/20/78 and Marcus 6/16/83) and daughter (Larissa 3/15/83)...makes offseason home in Manalapan, N.J...full name is Samuel Davis Mills, Jr.

GAMES STARTED/PLAYED: (1986, 13/16); (1987, 12/12); (1988, 16/16); (1989, 15/16); (1990, 14/16); (1991, 16/16); (1992, 16/16); (1993, 7/9). Totals 109/117.

PLAYOFF GAMES STARTED/PLAYED: (1987, 1/1); (1990, 1/1); (1991, 1/1); (1992, 1/1). Totals 4/4.

SAINTS ON THE ROAD IN 1994

New England	Omni Biltmore (Providence, R.I.)	(401) 421-0700
Minnesota	Sheraton Minneapolis-Metrodome (Preseason & Regular Season)	(612) 331-1900
Tampa Bay	Radisson Bay Harbor	(813) 281-8900
San Francisco	The Westin-Airport	(415) 692-3500
Chicago	The Westin	(312) 943-7200
L.A. Raiders	Hotel Inter-Continental	(213) 617-3300
L.A. Rams	Hyatt Regency-Alicante	(714) 750-1234
Atlanta	Atlanta Airport Hilton	(404) 767-9000
Denver	Stouffer Concourse Hotel	(303) 399-7500



Year	TACKLES			SACKS		FUMBLES RECOVERED		
	Tkl	Asst	Tot.	No.	Yards Lost	No.	Yards	TD
1986	69	23	92	None		1	0	0
1987	41	17	58	None		3	0	0
1988	77	28	105	None		3	0	0
1989	80	15	95	3	19	1	0	0
1990	101	11	112	0.5	2	1	0	0
1991	79	23	102	1	7	3	0	0
1992	96	34	130	3	21	3	76	1
1993	65	20	85	2	17	1	30	1
Totals	608	171	779	9.5	66	16	106	2

Playoffs

1987	6	4	10	None		None		
1990	12	0	12	None		None		
1991	4	1	5	1	7	None		
1992	5	3	8	None		None		
Totals	27	8	35	1	7	0	0	0

Additional Stats: Forced Fumbles (14): 1986, 1; 1987, 1; 1989, 2; 1990, 2; 1991, 2; 1992, 4; 1993, 2. Passes Defended (26): 1986, 4; 1987, 2; 1988, 2; 1989, 2; 1990, 3; 1991, 8; 1992, 2; 1993, 3. Interceptions (3-23 yards): 1991, 2-13 yards; 1992, 1-10 yards.

Career-Highs

Tackles: 19 vs. Buffalo, 12/20/92 Sacks: 1, 9 different times
Solo Tackles: 15 vs. Buffalo, 12/20/92



22 BRAD MUSTER

Fullback Year With Saints: 2 Year in NFL: 7

Ht: 6-4 Wt: 235 College: Stanford

Born: April 11, 1965 at Novato, California

Joined Saints: Unrestricted Free Agent (Chicago), 1993

PRO: Originally drafted by Chicago in the first round (4th running back, 23rd overall) of the 1988 draft. Signed by the Saints as an unrestricted free agent from the Bears 4/19/93. Big back who possesses good speed and excellent hands. Stands in 13th spot on the Bears' alltime rushing list with 2,014 yards. Is in 18th position with 169 receptions and 25th with 1,623 receiving yards. Contract runs through 1995 with no option. **1993** — Was inactive for the first two games, dressed but did not play in the third contest with a sprained knee sustained in final preseason game... returned to lineup vs. San Francisco 9/26 when he opened at fullback... went on to start 11 of the 13 games in which he played, was third on team with 214 yards rushing on 64 carries, and fourth with 23 receptions for 195 yards... three rushing TDs were a team-high, and 23 catches were second among running backs... rushed for a season-high 53 yards on 13 attempts vs. Rams 12/12... had a season-long run of 18 at San Francisco 11/22 when he averaged 6.3 yards a carry (6-38)... caught a season-best five passes (26 yards) vs. Cincinnati



1/2... also registered two tackles and a fumble recovery on special teams. **1992** — Started all 16 games at fullback, the first time since 1989 he had done that... was second on the club in rushing, fourth in receiving... rushed for a season-high 96 yards on 10 carries, including a touchdown, vs. Atlanta 9/27... 35-yard run in that game marked a career-long... also caught three passes for 51 yards in the 41-31 victory, giving him a career-high 147 total yards from scrimmage... caught three passes for 61 yards, including a 44-yarder for a TD, vs. Giants 9/21... hauled in five passes for 64 yards at Cleveland 11/29... led Bears in rushing three times in '92. **1991** — Pulled a hamstring in the fourth preseason game and was inactive for the first two regular season contests... saw limited action weeks 3-4, was inactive again the following two weeks... had only 100-yard rushing day of his career when he compiled 101 yards and a TD on 15 carries at Indianapolis 11/17... pulled a hamstring again the next week and was inactive at Detroit 11/28... came back the next week, vs. Green Bay 12/8, and rushed for a pair of TDs for the only time in his career. **1990** — Was second on team in rushing with 664 yards, first in receptions with 47 and third in receiving yards with 452... started 15 games, received game ball on seven occasions... carried 14 times for 90 yards vs. Minnesota 9/23, rushed 12 times for a season-high 99 yards at Phoenix 10/28... notched rushing TDs in three straight games (8-10)... caught a season-high seven passes for 50 yards vs. Detroit 12/2, grabbed five passes for a career-high 93 yards vs. Tampa Bay 12/23, also rushed for 50 yards in the Bucs game, giving him a season-high 143 total yards from scrimmage... rushed for 71 yards on 12 carries in playoff game vs. Saints 1/6. **1989** — Finished second on club in rushing, third in scoring and receptions, and seventh in receiving yards... ran 10 times for a season-high 73 yards and a TD, caught three passes for 11 yards and a TD at Detroit 9/24... scored the initial rushing TD of his career in the Lions game... caught a season-high six passes for 68 yards at Green Bay 11/5. **1988** — Was the fourth-leading rusher and fifth-top receiver on the Bears as a rookie... first pro TD came on a 40-yard screen pass at Tampa Bay 11/20... rushed for a season-high 70 yards on 14 attempts at Detroit 10/9.

COLLEGE: Was the PAC 10 Offensive Player-of-the-Year as a junior, and a first-team All-PAC 10 choice as a sophomore for the Cardinal... averaged 147.1 all-purpose yards per game his junior season, when he rushed for 1,053 yards and 12 TDs, and caught 61 passes for 565 yards... broke school and conference record as a sophomore with 78 receptions for 654 yards... in four years rushed for 2,940 yards and 27 TDs on 686 attempts, and caught 194 passes for 1,669 yards and six scores... holds degree in economics.

PERSONAL: Starred in football and basketball at San Marin (Calif.) High School... was the co-player of the year in the North Bay (San Francisco) area as a senior... enjoys professional wrestling, music and crossword puzzles... married (Vicki) with daughter (Kelli 12/29/89)... family resides in Kenner... full name is Brad William Muster.

GAMES STARTED/PLAYED: (1988, 0/16); (1989, 16/16); (1990, 15/16); (1991, 11/11); (1992, 16/16); (1993, 11/13). Totals 69/88. Totals with Saints 11/13. **PLAY-OFF GAMES STARTED/PLAYED:** (1988, 0/2); (1990, 2/2); (1991, 1/1). Totals 3/5.



Year	RUSHING					RECEIVING				
	No.	Yds.	Avg.	LG	TD	No.	Yds.	LG	TD	
1988 (Chicago)	44	197	4.5	15	0	21	236	40t	1	
1989 (Chicago)	82	327	4.0	20	5	32	259	25	3	
1990 (Chicago)	141	664	4.7	28	6	47	452	48	0	
1991 (Chicago)	90	412	4.6	24	6	35	287	21	1	
1992 (Chicago)	98	414	4.2	35	3	34	389	44t	2	
1993	64	214	3.3	18	3	23	195	31	0	
Totals	519	2228	4.3	35	23	192	1818	44t	7	
Playoffs										
1988	7	14	2.0	9	0	1	9	9	0	
1990	16	79	4.9	28	0	5	42	20	0	
1991	5	25	5.0	9	0	None				
Totals	28	118	4.2	28	0	6	51	20	0	

Additional Stats: Passing: 1992, 0-1, 1 INT. Kickoff Returns: 1988, 3-33 yards, 15 Long. Fumbles (8): 1988, 1; 1989, 2; 1990, 3; 1992, 2.

Career-Highs

Rushes: 15 at Indianapolis, 11/17/91 Receptions: 7 vs. Detroit, 12/2/90
Yards Rushing: 101 at Ind., 11/17/91 Yards Receiving: 93 vs. Tampa Bay, 12/23/90
Long Run: 35 vs. Atlanta 9/27/92 Long Reception: 48 vs. Tampa Bay, 12/23/90
TDs Rushing: 2 vs. Green Bay, 12/8/91



23 LORENZO NEAL

Fullback Year With Saints: 2 Year in NFL: 2
Ht: 5-11 Wt: 240 College: Fresno State
Born: December 27, 1970 at Hanford, California
Joined Saints: Draft Choice No. 4a, 1993

PRO: Was taken by the Saints with a choice obtained from Detroit in the Pat Swilling trade. Was the 89th player overall and the 11th running back selected in the draft. Possesses good balance and an excellent combination of running, receiving and blocking skills. Contract runs through 1994 with no option. **1993** — Started the first two games at fullback in place of an injured Brad Muster... led team in rushing in season-opening win, vs. Houston 9/5, with 89 yards on 13 carries... came back the following week, at Atlanta 9/12, and busted loose for a spectacular 74-yard touchdown run after it appeared as though as he was stopped, on the Saints' second offensive play of the game, tying for the third-longest scoring run in team history... fractured his ankle in the third quarter after accumulating 86 yards on eight attempts... underwent surgery 9/13, was placed on injured reserve 9/15... average per carry of 10.8 in the Falcons game established a new club standard.

COLLEGE: Rushed for 2,405 yards and 27 touchdowns on 487 attempts in his three seasons for the Bulldogs, and finished as the school's second alltime leading rusher... also caught 59 passes for 500 yards and two TDs in his career... was a




first-team All-WAC choice as a senior, and a first-team All-Big West selection as a junior... was coached by Kelly Skipper, son of Saints running backs coach, Jim... played in the Japan Bowl, Hula Bowl and the East-West Shrine Game... also starred on the school's wrestling team, where he was an All-America pick as a junior when he won the WAC heavyweight title and finished seventh in the NCAA championships... majored in criminology.

PERSONAL: Played fullback and linebacker at Lemoore (Calif.) High School, where he was the Fresno Bee's Central Section Player-of-the-Year as a senior... had a career mark of 147-8-1 as a wrestler, including a record of 42-0 as a senior when he won the state heavyweight title... as a member the Japan Bowl's West squad, Lorenzo defeated a Sumo wrestler in an exhibition match... single... spent offseason in Kenner rehabilitating from ankle injury... full name is Lorenzo LaVonne Neal.

GAMES STARTED/PLAYED: (1993, 2/2).

Year	RUSHING				
	No.	Yds.	Avg.	LG	TD
1993	21	175	8.3	74t	1

Additional Stats: Fumbles: 1993, 1.



36 DERRICK NED

Fullback Year With Saints: 2 Year in NFL: 2
Ht: 6-1 Wt: 220 College: Grambling State
Born: January 5, 1969 at Eunice, Louisiana
Joined Saints: Free Agent, 1992

PRO: Was with the Saints as a non-roster player during rookie minicamp of 1992. Went to training camp with Houston '92 and was released, signed by the Saints to the practice squad 9/2 and spent the entire year there. Received an 'Atta Boy' in win over Detroit 10/4/92 for his imitation of Barry Sanders during week of practice. With combination of strength and speed, can play either fullback or halfback. Contract expired in 1993, subject to developments. **1993** — Spent the first two weeks of the season on the practice squad before being signed to the 53-man roster 9/14 following season-ending ankle injury to Lorenzo Neal... played in 14 games on the season with one start... finished the year with 71 yards rushing and a TD on just nine carries, also caught nine passes for 54 yards... made first career start, vs. Detroit 9/19, and rushed for 19 yards on four attempts, and caught one pass for six yards... saw action late in game at Rams 10/3, and accounted for a 35-yard touchdown run with 1:10 to play in 37-6 victory... caught a career-high five passes for 46 yards vs. Atlanta 10/24... also played on special teams unit where he was credited with one tackle on the year.

COLLEGE: Rushed for 945 yards and four touchdowns on 150 attempts, and caught 25 passes for 354 yards and two TDs in three years for the Tigers... rushed for a career-high 373 yards and three TDs on 42 attempts his freshman year of 1989,




including a 208-yard, two-TD performance (13 carries) vs. Alabama A&M... majored in criminal justice.

PERSONAL: Attended Eunice (La.) High School, where he lettered in football, basketball and track... was honored as the school's outstanding athlete his senior year... enjoys fishing and hunting in spare time... single... resides in Eunice... full name is Derrick Deyone Ned.

GAMES STARTED/PLAYED: (1993, 1/14).

Year	RUSHING					RECEIVING			
	No.	Yds.	Avg.	LG	TD	No.	Yds.	LG	TD
1993	9	71	7.9	35t	1	9	54	14	0

Additional Stats: Fumbles: 1993, 1.



70 CHRIS PORT

Guard/Tackle Year With Saints: 4 Year in NFL: 4
Ht: 6-5 Wt: 295 College: Duke
Born: November 2, 1967 at Wanaque, New Jersey
Joined Saints: Draft Choice No. 12, 1990

PRO: Selected in 12th round (320th overall) of the 1990 draft. Waived 9/3/90, signed to practice roster 10/1/90, spent remainder of '90 season on practice squad. Has the versatility to play both tackle and guard spots. Is a solid pass protector. Contract runs through 1996 with no option. **1993** — Claimed starting spot at left guard with Jim Dombrowski out of camp, and kept it through the entire season... started all 15 games in which he played, opened 14 games at LG, and one (at Philadelphia 12/26) at RG... saw periodic playing time at right guard throughout the course of the year... left game at Cleveland 12/5 in fourth quarter with a pulled hamstring, was inactive the following week against the Rams... was awarded a game ball in 33-21 season-opening win over Houston, 9/5. **1992** — Did not start, but played in every contest with time at both left and right tackle... saw extended action at RT in second half vs. Washington 11/23 with injury to Stan Brock... started at RG in playoff game, vs. Philadelphia 1/3, while Derek Kennard was sidelined with a sprained ankle. **1991** — With injuries to right guards Steve Trapilo and Kennard, Chris proved to be a valuable asset and a pleasant surprise... dressed but did not play in the first two games of the season, saw brief action in third contest... learned on-the-job, exhibited good techniques and an understanding of the system... assumed duties as starting right guard for fourth game, vs. Minnesota 9/22, following injury to Kennard, opened at that spot the next 11 weeks... left game early vs. San Francisco 11/10 with shoulder injury, came back to start following week... sustained a sprained ankle at Dallas 12/8, did not start but saw limited action in the final two regular season contests... started at RG in playoff game, vs. Atlanta 12/28.


COLLEGE: A four-year starter for the Blue Devils, started 43 of the 44 games in which he played at left tackle... was a first-team All-Atlantic Coast Conference pick as



a senior when he graded out at 90% in all 11 games... played in Senior Bowl and Hula Bowl... holds degree in history.

PERSONAL: Was an all-state choice at Don Bosco Prep in Wanaque, New Jersey... member of state championship teams as a sophomore and junior... serves as a spokesman for the Boys and Girls Club of New Orleans... married (Adrienne)... lives in New Orleans... full name is Christopher Charles Port.

GAMES STARTED/PLAYED: (1991, 11/14); (1992, 0/16); (1993, 15/15). Totals 26/45.
PLAYOFF GAMES STARTED/PLAYED: (1991, 1/1); (1992, 1/1). Totals 2/2.



77 WILLIAM ROAF


Tackle Year With Saints: 2 Year in NFL: 2
Ht: 6-5 Wt: 300 College: Louisiana Tech
Born: April 18, 1970 at Pine Bluff, Arkansas
Joined Saints: Draft Choice No. 1a, 1993

PRO: Selected by the Saints in the first round (8th player overall, 1st offensive lineman) of the 1993 draft with a choice obtained from Detroit for LB Pat Swilling. Is the first player from a Louisiana college ever taken by the Saints in the first round, and the first player the Saints have ever drafted from Louisiana Tech. Possesses excellent size, strength and speed (4.82). After playing all year at right tackle last year, could open the year at left tackle, switching with Richard Cooper, who held that position last season. Contract runs through 1996 with an option. **1993** — Started all 16 games at right tackle and did not miss an offensive snap... was one of only two linemen to open all 16 contests... was the first Saints rookie to start all 16 games since CB Robert Massey in 1989, and the first Saints rookie offensive lineman to open every regular season game since G Brad Edelman started all nine in 1982... was awarded an offensive game ball in 37-6 win at Rams 10/3 as Saints totaled 359 yards of total offense, including 154 on the ground (4.8 avg.)... was voted to every all-rookie team.

COLLEGE: Was a finalist for the Outland Trophy his senior season, when he yielded only one sack in his only year at right tackle... was an all-Southern Independent choice as a junior when he started every game at left tackle, also started every contest at left tackle as a sophomore... was coached at Tech by former Eagles and Saints offensive lineman Pete Perot... played in the Hula Bowl and the East-West Shrine game... majored in physical education.

PERSONAL: Was an all-district choice in football, and was the power forward on the basketball team at Pine Bluff (Arkansas) High School... ran for a touchdown on a tackle-eligible play in his senior year... father is a dentist, and mother is a lawyer in Pine Bluff... as a seventh-grader, worked as a pager in the Arkansas State Capitol in Little Rock for President Bill Clinton, then Governor of Arkansas... single... resides in Kenner... full name is William Layton Roaf.

GAMES STARTED/PLAYED: (1993, 16/16).



83 TORRANCE SMALL

Wide Receiver Year With Saints: 3 Year in NFL: 3
Ht: 6-3 Wt: 201 College: Alcorn State
Born: September 6, 1970 at Tampa, Florida
Joined Saints: Draft Choice No. 5, 1992

PRO: Selected by the Saints in the fifth round (138th player overall, 11th wide receiver) of the 1992 draft. Was chosen with choice from Detroit for WR Brett Perriman. Possesses excellent hands, size and strength. Is in the option year of his contract. **1993** — Played in 11 games, was inactive for the other five... missed first two contests with a sprained ankle sustained in final preseason game... caught 16 passes for 164 yards and a TD in action primarily in three and four-wide receiver sets... grabbed a season-high five passes for 55 yards vs. Atlanta 10/24... accounted for a reception in five straight games (3-7)... only TD on the year was a 3-yarder from Mike Buck at Pittsburgh 10/17. **1992** — Made final roster, but was waived 9/3 and signed to the practice squad... signed back to 47-man roster 9/19, and played in the final 13 games of the season, including a pair of starts... finished the year fourth on the team with 23 receptions for 278 yards and three TDs... reception total was third among NFL rookies, and was the most by a Saints rookie since Eric Martin caught 35 for 522 and four TDs in 1985... caught four passes for 29 yards in first NFL game, vs. San Francisco 9/27... hauled in two for 55 yards, including a career-long 33-yarder, vs. Tampa Bay 11/1... caught a career-high five for 55 yards, including a 22-yarder for his first career touchdown, at San Francisco 11/15... had four receptions for a career-high 58 yards, including a 27-yarder for a score, vs. Buffalo 12/20.

COLLEGE: Finished his career as Alcorn's alltime leading receiver with 140 catches for 2,527 yards and 16 touchdowns... was a first team All-SWAC choice as a senior when he hauled in a school-record 55 passes for 1,068 yards and seven TDs... was also an All-SWAC selection as a sophomore with 47 catches for 926 yards and nine scores... saw punt return duty as a junior and brought back 29 for a 7.6-yard average... majored in education.

PERSONAL: Was an all-district and all-conference wide receiver at Thomas Jefferson High School in Tampa, Florida, where he also lettered in basketball and track... single... makes offseason home in Tampa... full name is Torrance Ramon Small.

GAMES STARTED/PLAYED: (1992, 2/13); (1993, 0/11). Totals 2/24. **PLAYOFF GAMES STARTED/PLAYED:** (1992, 0/1).

Year	No.	RECEIVING			
		Yds.	Avg.	LG	TD
1992	23	278	12.1	33	3
1993	16	164	10.3	17	1
Totals	39	442	11.3	33	4



Playoffs

1992 1 6 6.0 6 0

Career-Highs

Receptions: 5 at San Francisco, 11/15/92 Long Reception: 33 vs. Tampa Bay, 11/1/92
 5 vs. Atlanta, 10/24/93 Receiving TDs: 1, 4 different times
 Yards Receiving: 58 vs. Buffalo, 12/20/92



99 JOEL SMEENGE

Linebacker Year With Saints: 5 Year in NFL: 5
Ht: 6-5 Wt: 250 College: Western Michigan
Born: April 1, 1968 at Holland, Michigan
Joined Saints: Draft Choice No. 3, 1990

PRO: The 71st player selected in the 1990 draft, the second of four defensive linemen taken by the Saints. Began career as a lineman, moved to outside linebacker spot following rookie season. Has an excellent burst of speed and pass rushing ability. Contract runs through 1994 with no option. **1993** — Moved into spot as top backup at outside linebacker with trade of Pat Swilling... majority of action over first 12 games came on special teams... saw a good deal of playing time at ROLB over the final four contests with quad injury to Renaldo Turnbull... replaced Turnbull in second quarter vs. Rams 12/12 and recorded four tackles... opened at ROLB in place of Turnbull the following week, vs. Giants 12/20, for his first NFL start and came up with four tackles including the first full sack of his career... also started at Philadelphia 12/26 and recorded three stops... finished the year with 15 tackles on defense and three on special teams. **1992** — Playing time increased as he familiarized himself with outside linebacker spot... tallied three tackles on defense, tied for seventh on club with four stops on special teams, including two at Philadelphia 9/6... sustained a broken hand at New England 11/8, was inactive for the next four weeks, played the final four games with a cast... saw extensive action in second half of season finale, at Jets 12/26, replacing an injured Swilling... came up with a pair of tackles, including 1/2 a sack for 2.5 yards lost, in the 20-0 win. **1991** — Went to training camp as a defensive end, was converted to outside linebacker during camp... saw limited duty at that spot, played regularly on special teams unit where he tallied two tackles... was inactive vs. Atlanta 11/24, dressed but did not play at Dallas 12/8. **1990** — Saw limited action in rookie season, played primarily in passing situations, accounted for one tackle... majority of playing time came as a special teamer where he served on field goal defense unit... did not see action in playoff game at Chicago 1/6.

COLLEGE: Finished four-year career with 37 sacks, set school records for caused fumbles (18) and tackles for losses (66)... was the first player in MAC history to garner all-conference honors three straight years... an honorable mention All-America as a senior when he tallied 14 sacks... majored in criminal justice.

PERSONAL: Was an honorable mention all-state choice and Athlete-of-the-Year as a




senior at Hudsonville High School in Grand Rapids, Michigan... lettered in football, basketball and track... every Wednesday during the football season, visits the Hope Haven Center in Marrero, a residence for teens who need help getting their lives back on track... single... splits time between Jenison, Michigan and Jefferson, La. during offseason... full name is Joel Andrew Smeenge.

GAMES STARTED/PLAYED: (1990, 0/15); (1991, 0/14); (1992, 0/11); (1993, 2/16). Totals 2/56.

PLAYOFF GAMES STARTED/PLAYED: (1991, 0/1); (1992, 0/1). Totals 0/2.

Year	TACKLES			SACKS		FUMBLES RECOVERED		
	Tkl	Asst	Tot.	No.	Yards Lost	No.	Yards	TD
1990	1	0	1	None		None		
1991	2	0	2	None		1	0	0
1992	5	2	7	0.5	2.5	1	0	0
1993	16	2	18	1	7	None		
Totals	24	4	28	1.5	9.5	2	0	0



82 IRV SMITH

Tight End Year With Saints: 2 Year in NFL: 2

Ht: 6-3 Wt: 246 College: Notre Dame

Born: October 13, 1971 at Trenton, New Jersey

Joined Saints: Draft Choice No. 1b, 1993

PRO: Was the Saints second selection in the first round (20th overall) of the 1993 draft, a choice obtained from Phoenix through San Francisco in an exchange of first-round picks. Was the first tight end taken in the draft, and the first ever selected by the Saints in the first round. Big player with good hands and blocking ability. Contract runs through 1996 with an option. **1993** — Started eight of the 16 games in which he played, mostly for an injured Hobby Brenner... opened three games as part of a two-tight end set... finished the season tied for sixth on the team and first among tight ends with 16 receptions for 180 yards and two TDs... first touchdown was a 1-yard catch from Wade Wilson, at Atlanta 9/12... grabbed a season-high four passes for 45 yards at Minnesota 11/28... scored on a 9-yard reception in 20-13 win, vs. Cincinnati 1/2... was chosen to College & Pro Football Newsweekly's all-rookie team.

COLLEGE: Didn't start for the Irish until his senior season when he caught 23 passes for 301 yards and two touchdowns, and was a consensus All-America... played behind Giants TE Derek Brown his first three years... appeared in all 50 games during his college career, during which time he had 33 receptions for 411 yards and six touchdowns... was an outfielder on the Notre Dame baseball team his first three years in South Bend... received degree in marketing.

PERSONAL: Earned all-division, all-county and all-state accolades as a tight end, linebacker and safety at Pemberton (New Jersey) High School... was team captain as a junior and senior... also lettered in basketball and baseball, and was an all-county




selection in both... was taken by Houston in the 1992 baseball draft... brother, Ed, is an infielder in the Chicago Cubs' farm system... is on the Board of the Directors for the Ronald McDonald House of New Orleans... single... makes offseason home in Destin, Florida... full name is Irvin Martin Smith.

GAMES STARTED/PLAYED: (1993, 8/16).

Year	No.	RECEIVING			LG	TD
		Yds.	Avg.			
1993	16	180	11.3		23	2

Additional Stats: Fumbles (1): 1993, 1.



37 JIMMY SPENCER

Cornerback Year With Saints: 3 Year in NFL: 3

Ht: 5-9 Wt: 180 College: Florida

Born: March 29, 1969 at Manning, South Carolina

Joined Saints: Free Agent, 1992

PRO: Selected by Washington in the eighth round (215th overall) of the 1991 draft. Spent the entire '91 season on the Redskins' practice squad. Has good cover ability, is one of the fastest players on the roster. Contract expired in 1993, subject to developments. **1993** — Appeared in all 16 contests, started three, all when Saints opened with six DBs... played primarily in nickel and dime packages, recorded 20 tackles and six passes defended, tied for team-lead with three fumble recoveries... came up with four tackles and two fumble recoveries that he returned for 53 yards in season-opening win over Houston... also served on special teams unit where he tied for fifth on team with five stops, and blocked a PAT at Philadelphia 12/26. **1992** — Saw considerable action on defense in first pro season, played in nickel and dime sets... registered 38 tackles, was tied for fourth with nine passes defended... also tied for fourth with five tackles on special teams... started four games on the year, all when Saints opened with five or six DBs... recorded a season-high six tackles vs. Chicago 9/13... came up with six tackles, including one on kickoff coverage, vs. Buffalo 12/20... defended two passes in win over Miami 11/29.

COLLEGE: Was a three-year letterman for the Gators, started every game his senior year and tallied 29 tackles and an interception... also blocked two kicks and one punt on special teams... majored in sociology.

PERSONAL: Was a first-team all-state Class 3A choice as a defensive back at Glades Central High School in Belle Glade, Florida... also played quarterback there and threw for 1,137 yards and seven touchdowns as a senior, when he was named Palm Beach County Player-of-the-Year... was selected by a committee appointed by former Florida Governor Bob Martinez to attend a youth leadership conference at the University of Tampa in 1986... owns a comedy club in New Orleans that opened this past offseason... single... makes home in South Bay, Fla... full name is James Arthur Spencer, Jr.




GAMES STARTED/PLAYED: (1992, 4/16); (1993, 3/16). Totals 7/32. **PLAYOFF GAMES STARTED/PLAYED:** (1992, 0/1).

Year	TACKLES		Tot.
	Tkl	Asst	
1992	37	6	43
1993	20	5	25
Totals	57	11	68

Playoffs

1992	2	0	2
------	---	---	---

Additional Stats: Passes Defensed (15): 1992, 9; 1993, 6. Fumbles Recovered (4-53 yards): 1992, 1; 1993, 3-53 yards. Blocked Kicks (1): 1993, 1 PAT.



97 RENALDO TURNBULL

Linebacker Year With Saints: 5 Year in NFL: 5
Ht: 6-4 Wt: 250 College: West Virginia
Born: January 5, 1966 at St. Thomas, Virgin Islands
Joined Saints: Draft Choice No. 1, 1990

PRO: The 14th player and fourth defensive lineman selected in the 1990 draft. Spent first two years in NFL at end spot, was moved to linebacker in 1992. Contract signed 2/16/94 runs through 1998 with no option. **1993** — Had the finest year in his NFL career as he was named to the NFC Pro Bowl squad in his first season as a starter on a fulltime basis... opened 14 of the 15 games in which he played at ROLB, was inactive vs. Giants 12/20 with a pulled quad sustained the previous week vs. Rams... tied for first in the NFC with Green Bay's Reggie White with a career-high 13 sacks... placed 9th on club with 63 total tackles, including 51 primary hits... led team with a career-best five forced fumbles... was named NFC Defensive Player-of-the-Month for September when he was credited with 21 tackles, seven sacks, four forced fumbles and a fumble recovery in four games... was cited as NFC Defensive Player-of-the-Week in win over Detroit 9/19 when he recorded a season-high three sacks and a career-high three forced fumbles... tallied a season-high nine tackles, including three sacks, at Phoenix 10/31... registered a sack in each of the first five games... came up with big play at Atlanta 9/12 when he stripped the ball from Bobby Hebert and recovered with 22 seconds to play, leading to Morten Andersen's 44-yard game-winning field goal in a 34-31 victory... first career interception came at Cleveland 12/5... was an AP All-Pro, College & Pro Football Newsweekly All-Pro, UPI All-NFC and Football News All-NFC selection. **1992** — Majority of action came on special teams, where he recorded three tackles... saw increased action at outside linebacker spot as he familiarized himself with the position after being moved there during training camp... was credited with six tackles and 1.5 sacks on defense... had only full sack vs. Miami 11/29... was inactive for final two regular



season games with a sore hamstring. **1991** — Playing time came strictly as a reserve along defensive front, but played a significant role in Saints' rotating line scheme... recorded 20 tackles, a sack, a fumble recovery and a forced fumble... registered a career-high five stops vs. Chicago 10/27, tallied lone sack of season vs. Atlanta 11/24... was inactive for playoff game, vs. Atlanta 12/28, with a groin injury sustained in season finale, at Phoenix 12/22. **1990** — Started six of 16 contests in his rookie season, opened at left end in games 8-10 for an injured Wayne Martin, started at right end weeks 14-16... finished second among defensive linemen with 31 tackles (26 solo)... set a club rookie mark (8, Rickey Jackson) and tied for the league-lead among rookies (Raiders' Aaron Wallace) with nine sacks (55 yards lost)... registered a pair of sacks and a forced fumble in his first NFL start, at Cincinnati 11/4... tallied four tackles and two sacks in win at Rams 12/9... also turned in a two-sack effort in key victory at San Francisco 12/23... came up with Saints only two sacks of the day in playoff game, at Chicago 1/6... was an all-rookie selection by PFWA, UPI, College and Pro Football Newsweekly and Football Digest.

COLLEGE: Set Mountaineers sack record with 22, including 20 over his last two seasons... was a first team All-ECAC choice as a senior when he tallied 60 tackles, eight sacks and 19 tackles for losses... was an honorable mention All-America choice as a junior when he recorded a team-high 12 sacks, the second-highest figure in school history... registered a pair of sacks in the Senior Bowl where he was named the game's defensive MVP... holds degree with a major in communications and a minor in computer science.

PERSONAL: Was an all-scholastic and all-conference performer at receiver and linebacker at Charlotte Amalie High School in hometown of St. Thomas, Virgin Islands... also lettered in basketball and track... spends time during offseason working with Boys Town of New Orleans... spent this past offseason working at Morgan Keegan, an investment firm in New Orleans, while still pursuing MBA at Tulane... married (Thea) with son (Royce Alexander 2/18/94)... makes home in New Orleans... full name is Renaldo Antonio Turnbull.

GAMES STARTED/PLAYED: (1990, 6/16); (1991, 0/16); (1992, 0/14); (1993, 14/15). Totals 20/61.

PLAYOFF GAMES STARTED/PLAYED: (1990, 1/1); (1992, 0/1). Totals 1/2.


Year	TACKLES			SACKS	
	Tkl	Asst	Tot.	No.	Yards Lost
1990	26	5	31	9	55
1991	17	3	20	1	1
1992	8	1	9	1.5	13
1993	51	12	63	13	78
Totals	102	21	123	24.5	147
Playoffs					
1990	2	0	2	2	12
1992	None			None	
Totals	2	0	2	2	12



Additional Stats: Fumbles Recovered (4): 1990, 1; 1991, 1; 1993, 2. Forced Fumbles (7): 1990, 1; 1991, 1; 1993, 5. Interceptions (1-2 yards): 1993, 1-2 yards. Passes Defensed (2): 1990, 1; 1993, 1.

Career-Highs

Tackles: 9 at Phoenix, 10/31/93 Sacks: 3 vs. Detroit, 9/19/93
Solo Tackles: 7 at Atlanta, 9/12/93 3 at Phoenix, 10/31/93
7 at Phoenix, 10/31/93



62 JEFF UHLENHAKE

Center Year With Saints: 1 Year in NFL: 6

Ht: 6-3 Wt: 284 College: Ohio State

Born: January 28, 1966 at Indianapolis, Indiana

Joined Saints: Unrestricted Free Agent (Miami), 1994

PRO: Selected by the Dolphins in the fifth-round (121st player overall) of the 1989 draft. Big, strong player who has also seen action as Miami's long snapper on both punts and placements. Signed with the Saints as an unrestricted free agent 4/22/94. Contract runs through 1995 with no option. **1993** — Was placed on Active/PUP 8/3 while still recovering from offseason reconstructive knee surgery...activated 8/30, was inactive for each of the first three regular season games...made starting debut at center vs. Washington 10/4...opened games 4-8 before sustaining ligament damage in his knee at Jets 11/7, was placed on injured reserve 11/9. **1992** — Started the season at center despite a fractured pinkie...was inactive for games 10-12 with a sprained knee and ankle...started at center in all 13 games in which he played over the course of the year...also started both playoff matchups at center...underwent reconstructive knee surgery following the season, 1/31/93. **1991** — Played in 14 games, including 10 starts...did not sign until 9/3 causing him to miss season-opener...dressed but did not play the following week...saw action as a reserve in games 3-6, started at center in each of the final 10 contests. **1990** — Started all 16 games at center, also saw time as deep snapper on field goals and extra points...was part of a line that yielded an NFL-low 16 sacks. **1989** — Opened 15 of the 16 games in which he appeared, became the only rookie in club history to start at center...part of a line that allowed a league-low 10 sacks...served as snapper on punts for 10 games while regular Brian Kinchen was sidelined with a thumb injury.

COLLEGE: Was a four-year starter at center and guard for the Buckeyes...redshirted as a freshman defensive tackle...was an AP honorable mention All-America and All-Big 10 as a senior when he opened every game at center...was also an All-Big 10 choice his junior and sophomore seasons...played left guard his sophomore campaign...holds degree in hotel management.

PERSONAL: Lettered in football, basketball and baseball at Newark (Ohio) Catholic High School...was named Class A Lineman of the Year as a senior...played on state championship club in 1982, and runner-up teams in 1981 and 1983...enjoys golf and fishing...single...makes home in Miami...full name is Jeffrey Alan Uhlenhake.



GAMES STARTED/PLAYED: (1989, 15/16); (1990, 16/16); (1991, 10/14); (1992, 13/13); (1993, 5/5). Totals 59/64.

PLAYOFF GAMES STARTED/PLAYED: (1990, 2/2); (1992, 2/2). Totals 4/4.



87 FRANK WAINRIGHT

Tight End Year With Saints: 4 Year in NFL: 4

Ht: 6-3 Wt: 245 College: Northern Colorado

Born: October 10, 1967 at Peoria, Illinois

Joined Saints: Draft Choice No. 8, 1991

PRO: Selected in the eighth-round (210th player overall) of the 1991 draft. Big tight end who has added considerable size and strength since joining Saints. Has also served as the deep snapper on punts the past two seasons. Contract runs through 1994 with no option. **1993** — Played in all 16 contests, primarily in two and three-tight end sets...started two games on the year, both when Saints opened with two tight ends...for second consecutive year, served as deep snapper on punts and backup on placements, was second on club with seven tackles on special teams, including two at Pittsburgh 10/17 and at Phoenix 10/31. **1992** — Became a more integral part of offense with year of experience under his belt, played in 13 games, including four starts, three as part of a two-tight end set...was inactive the first game of the season, did not play in the second with a partial tear of the medial collateral ligament in his knee sustained during training camp, also did not play at Detroit 10/4 with a back injury...nine receptions for 143 yards was tied for eighth on club and second among tight ends...hauled in two passes for 30 yards with a long of 22 vs. Phoenix 10/18, caught two for 42 with a career-long 29-yarder vs. Atlanta 12/3...also played on special teams where he served as long snapper on punts, was backup snapper on placements...contributed seven tackles on special teams, including three at New England 11/8. **1991** — Spent the first two weeks of the season on the practice roster, was activated for third game, vs. Rams 9/15, with knee injury to Greg Scales...played in 14 games, primarily as part of three-tight end sets and on special teams...started at San Diego 11/17 and at San Francisco 12/1 when Saints opened with three tight ends...caught only pass of season (3 yards) vs. Tampa Bay 10/20...had key block to spring Dalton Hilliard loose for 65-yard TD run at Atlanta 9/29...registered three tackles on special teams unit.

COLLEGE: Started career as a defensive back, was switched to tight end where he was an All-North Central Conference selection his junior and senior seasons...finished his four years with 86 receptions for 981 yards and nine touchdowns, including a career-high 31 for 386 yards as a senior, when he also returned 13 kickoffs for a 23.4-yard average...majored in business.

PERSONAL: Began high school career in Peoria, Illinois, where he lettered in football, basketball and baseball...moved to Colorado where he was a two-time all-city and all-conference selection in his two years at Pomona High School in Arvada...married (Stacie)...makes home in Littleton, Colorado...full name is Frank Wesley Wainright.




GAMES STARTED/PLAYED: (1991, 2/14); (1992, 4/13); (1993, 2/16). Totals 8/43.

PLAYOFF GAMES STARTED/PLAYED: (1991, 0/1); (1992, 0/1). Totals 0/2.

Year	No.	RECEIVING			LG	TD
		Yds.	Avg.			
1991	1	3	3.0	3	0	
1992	9	143	15.9	29	0	
1993	None					
Totals	10	146	14.6	29	0	

Career-Highs

Receptions: 2 at Phoenix, 10/18/92 Yards Receiving: 42 vs. Atlanta, 12/3/92
2 vs. Atlanta, 12/3/92 Long Reception: 29 vs. Atlanta, 12/3/92



85 WESLEY WALLS

Tight End Year With Saints: 1 Year in NFL: 6
Ht: 6-5 Wt: 250 College: Mississippi
Born: February 26, 1966 at Batesville, Mississippi
Joined Saints: Unrestricted Free Agent
(San Francisco), 1994

PRO: Selected by San Francisco in the second-round (56th player overall) of the 1989 draft. Was the second tight end taken in the draft. A good blocker who has also served as the deep snapper on punts during his stay with the 49ers. Signed with the Saints as an unrestricted free agent 4/27/94. Contract runs through 1995 with no option. **1993** — Spent the entire season on injured reserve with a shoulder injury. **1992** — Was on injured reserve the entire regular season with a shoulder injury... activated off I/R 1/16, was inactive for NFC Championship Game, vs. Dallas 1/17. **1991** — Played in 15 games, was inactive at Rams 11/25 with a pinched nerve in his neck... served as deep snapper on punts during first four games... caught one pass for a career-long 21 yards at Minnesota 9/15... had two tackles on special teams. **1990** — Appeared in all 16 contests, primarily on special teams where he contributed 11 stops. **1989** — Played in all 16 games, caught four passes for 16 yards, recorded eight stops on special teams unit... his only NFL touchdown was a 2-yard score from Steve Young vs. New England in Palo Alto, Calif. 10/22... saw limited duty as long snapper early in season... accounted for a 9-yard reception in Super Bowl XXIV win over Denver at Superdome.

COLLEGE: Started his career as a defensive end, moved to tight end for senior season, when he finished second on squad with 36 receptions for 426 yards and three TDs, and was named an All-America and All-SEC... was an academic All-SEC choice as a junior... majored in engineering.

PERSONAL: Was an all-state choice and four-year letterman at Pontotoc (Miss.) High School... rushed for 1,153 yards and 11 TDs from fullback spot his senior year, after playing quarterback his first three seasons... also earned letters in basketball,



baseball and track... married (Christy) with daughter (Alexandra Bailey 11/26/90) and son (Wesley Colton 2/9/93)... family resides in Belden, Mississippi... full name is Charles Wesley Walls.

GAMES STARTED/PLAYED: (1989, 0/16); (1990, 0/16); (1991, 0/15). Totals 0/47.
PLAYOFF GAMES STARTED/PLAYED: (1989, 0/3); (1990, 0/2). Totals 0/5.

Year	No.	RECEIVING			LG	TD
		Yds.	Avg.			
1989 (San Fran.)	4	16	4.0	9	1	
1990 (San Fran.)	5	27	5.4	11	0	
1991 (San Fran.)	2	24	12.0	21	0	
Totals	11	67	6.7	21	1	
Playoffs						
1989	1	9	9.0	9	0	
1990	None					
Totals	1	9	9.0	9	0	

Additional Stats: Kickoff Returns: 1990, 1-16 yards. Fumbles: 1989, 1.



73 FRANK WARREN

Defensive End Year With Saints: 13 Year in NFL: 13
Ht: 6-4 Wt: 290 College: Auburn
Born: September 14, 1959 at Birmingham, Alabama
Joined Saints: Draft Choice No. 3a, 1981

PRO: Was the first of two third-round choices by the Saints in the 1981 draft (57th overall). Has played in 173 contests in his career, sixth on club's alltime list. 53 career sacks (343 yards lost) is third in Saints' record book. Tied with Tommy Myers, "Pig" Goff and Sam Mills for first on Saints' alltime list with two fumbles returned for touchdowns. Contract runs through 1996 with no option. **1993** — Started the first seven games of the season at right end, recorded 14 tackles, including a sack during that time... recovered a fumble vs. Houston 9/5, and returned it 47 yards for his fourth career touchdown... registered a season-high four tackles and a sack in win over Detroit, 9/19, was awarded a defensive game ball... sprained his foot vs. Atlanta 10/24, missed five of the next six games before being placed on injured reserve 12/14... underwent surgery that same day to insert a pin in the foot. **1992** — Started all 16 games at right end, the third straight season in which he has been active that he has opened every contest... finished second among linemen with 33 tackles and four sacks... also forced a fumble, recovered one and batted away two passes... was credited with five tackles, two sacks and a forced fumble in season-opener, at Philadelphia 9/6... recorded five stops at Phoenix 10/18... fumble recovery at Detroit 10/4 led to Saints only touchdown in 13-7 victory. **1991** — Was reinstated by NFL, came to training camp and earned a starting spot at right end, where he opened all 16 contests... was third on club, first among defensive linemen, with seven sacks for 43 yards lost... also registered 27 tackles, a forced fumble and a



pass defended on the year...recorded a season-high five tackles and 2.5 sacks (18 yards lost) and was awarded the defensive game ball vs. Tampa Bay 10/20...returned a Wayne Martin blocked punt 37 yards for a touchdown at San Diego 11/17, his third career score...tallied a pair of quarterback drops in playoff game vs. Atlanta 12/28, had four sacks against Falcons during year, with one in each regular season game. **1990** — Sat out season after being suspended by NFL. **1989** — Started all 16 games at left end, on his way to finest season as a pro...led Saints linemen with 50 tackles (45 solo), and 9.5 sacks for 76 yards lost, which was second on club...also registered a career-high four passes defended...tallied a career-best three sacks (29 yards lost) in big Monday night win over Philadelphia 12/18...tallied a pair of sacks and a season-high seven tackles vs. Rams 11/26. **1988** — Earned a fulltime starting assignment for first time in his career, opening the final 12 contests at left end...tied a career-high with 23 tackles, recorded a sack and a fumble recovery. **1987** — Serving as the "fourth man" in the Saints' 3-4 line-up, Frank turned in a good season with six sacks for 30 yards lost...was used primarily in pass rush situations, but played various positions on the line, and spelled teammates during long drives...special teams play was a plus, blocked a field goal in season-opening win over Cleveland 9/13...tallied 20 tackles and forced a fumble on the year. **1986** — Had biggest sack season of his career up to that point, as he dropped quarterbacks 8.5 times...accounted for a pair of sacks twice, at St. Louis 11/6 and at Minnesota 12/21...played in every game, batted away three passes and recovered three fumbles on the season. **1985** — Tallied 5.5 sacks for 34 yards lost...showed speed when he received a lateral and scored from 50 yards out at Atlanta 10/20...made spectacular play against San Francisco 12/15, blocked a field goal, scooped it up and scored from 42 yards out...had four sacks against the Rams, two on the road 11/3 and two at the Superdome 12/1...registered 23 tackles on the year. **1984** — Played in all 16 games, which included three starts...was credited with four sacks, three passes defended and 18 tackles on the season...had two sacks at Giants 12/15. **1983** — Recorded 16 tackles and two sacks in 16 games...picked off a pass at Dallas 9/25 for only career interception...also defended two passes and recovered a fumble on the year. **1982** — Tallied one sack in nine-game, strike-shortened campaign. **1981** — Saw action in all 16 contests during rookie season in which he had 3.5 sacks, including a pair vs. Cincinnati 10/25.

COLLEGE: Was an AP honorable mention All-America and an AP first-team All-SEC pick as a senior in 1980, when he led the team in sacks...was also a 60-foot plus shot putter for the Tigers track team, finished second in the SEC indoor shot in 1978...played in Blue-Gray Game, East-West Shrine Game and Senior Bowl...majored in distributive education.

PERSONAL: Attended Phillips High School in Birmingham, Alabama...lettered four times in football and track, twice in basketball and wrestling...was senior class president...has served as a spokesman for the Boys and Girls Club of New Orleans...was Saints recipient of 1993 Ed Block Courage Award...has sons (Adam 11/25/75 and Brandon 11/17/83) and daughter (Ebony 7/14/81)...lives in Kenner...full name is Frank William Warren III.

GAMES STARTED/PLAYED: (1981, 0/16); (1982, 1/9); (1983, 1/16); (1984, 3/16); (1985, 0/16); (1986, 0/16); (1987, 0/12); (1988, 12/16); (1989, 16/16); (1991, 16/16); (1992, 16/16); (1993, 7/8). **TOTALS 72/173. PLAYOFF GAMES STARTED/PLAYED:** (1987, 0/1); (1991, 1/1); (1992, 1/1). **TOTALS 2/3.**



Year	TACKLES			SACKS		FUMBLES RECOVERED		TD
	Tkl	Asst	Tot.	Number	Yards Lost	No.	Yards	
1981	16	4	20	3.5	29	1	0	0
1982	5	0	5	1	7	None	0	0
1983	12	4	16	2	7	1	0	0
1984	15	3	18	4	36	None	0	0
1985	18	5	23	5.5	34	1	50	1
1986	14	2	16	8.5	46	3	0	0
1987	17	3	20	6	30	None	0	0
1988	18	5	23	1	6	1	0	0
1989	45	5	50	9.5	76	1	0	0
1991	18	9	27	7	43	None	0	0
1992	25	8	33	4	21	1	0	0
1993	9	5	14	1	8	1	47	1
Totals	212	53	265	53	343	10	97	2


Playoffs

1987	1	0	1	1	5	None	0	0
1991	4	2	6	2	7	None	0	0
1992	2	0	2	None	None	None	0	0
Totals	7	2	9	3	12	0	0	0

Additional Stats: Forced Fumbles (8): 1981, 2; 1983, 1; 1984, 1; 1986, 1; 1987, 1; 1991, 1; 1992, 1. Interceptions (1-6 yards): 1983, 1-6 yards. Passes Defended (24): 1981, 2; 1982, 1; 1983, 2; 1984, 3; 1985, 3; 1986, 3; 1987, 2; 1988, 1; 1989, 4; 1991, 1; 1992, 2. Blocked Kicks (2): 1985, 1 FG - returned 42 yards for TD; 1987, 1 FG. Returned blocked punt 37 yards for TD at San Diego 11/17/91.

Career-Highs

Tackles: 7 vs. Rams, 11/26/89
Sacks: 3 vs. Philadelphia, 12/18/89
Solo Tackles: 6 at San Francisco, 11/6/89
6 vs. Rams, 11/26/89



90 JAMES WILLIAMS

Linebacker Year With Saints: 5 Year in NFL: 5
Ht: 6-0 Wt: 230 College: Mississippi State
Born: October 10, 1968 at Natchez, Mississippi
Joined Saints: Draft Choice No. 6b, 1990

PRO: The second of three linebackers selected by the Saints in the 1990 draft. The second pick in the sixth round (158th player overall), with a choice obtained from Minnesota through Dallas and the Raiders. Tough competitor, is one of the strongest players on the team. Also possesses excellent quickness. Contract runs through 1997 with no option. **1993** — Had the opportunity to start on a fulltime basis for first time in NFL career with knee injury to Sam Mills...opened nine of the 16 contests in



which he played... started eight games at LILB in place of Mills in weeks 3-11, only time he did not start was when Saints opened with six DBs (vs. Atlanta 10/24) ... started game 13 at RILB in place of an injured Vaughan Johnson... finished second on the team tackle chart with a career-high 89 total stops, 65 solo... also came up with two sacks... led or shared the team-lead in tackles on four occasions... continued to excel on special teams where he tied for third with six tackles... recorded a career-high 12 tackles (8 solo) at Pittsburgh 10/17... equaled that total, which included one stop on special teams, at Phoenix 10/31... tallied eight tackles and two sacks vs. Green Bay 11/14... came up with 10 tackles vs. Rams 12/12. **1992** — With both Johnson and Mills remaining healthy, James found it tough getting on the field in '92... saw limited time, playing in certain sets on defense, where he tallied five tackles, including two vs. San Francisco 9/27... led team with 11 tackles on special teams, with a season-high three at New England 11/8... missed entire second half vs. Buffalo 12/20 with a sore quadricep. **1991** — Saw role increased with injuries at inside linebacker to Johnson and Mills, played in all 16 contests with four starts, all for an injured Johnson at RILB... first career start came in season-opener, vs. Seattle 9/1, responded with five tackles and a forced fumble... also opened for Johnson in games 8-10, came up with a career-high seven tackles, including his first career sack, vs. Chicago 10/27... also recorded six tackles vs. San Francisco 11/10... was third on club with eight stops on special teams. **1990** — Playing time came strictly as a member of special teams unit, where he accounted for one tackle... inactive for games 11-12 with a sprained ankle sustained at Washington 11/18.

COLLEGE: Finished career as the Bulldogs alltime leading tackler with 448... registered 157 stops as a senior, and 163 junior year when he was an honorable mention All-America pick by The Sporting News and AP... earned a starting spot at inside linebacker as a sophomore... majored in fitness management.

PERSONAL: Was an All-South State, Mississippi All-Star and all-district performer as a senior at North Natchez (Miss.) High School... married (Resell)... makes home in Kenner... full name is James Edward Williams.

GAMES STARTED/PLAYED: (1990, 0/14); (1991, 4/16); (1992, 0/16); (1993, 9/16). Totals 13/62.

PLAYOFF GAMES STARTED/PLAYED: (1990, 0/1); (1991, 0/1); (1992, 0/1). Totals 0/3.

Year	TACKLES			SACKS	
	Tkl	Asst	Tot.	No.	Yards Lost
1990	1	0	1	None	
1991	23	6	29	1	6
1992	14	2	16	None	
1993	71	24	95	2	8
Totals	109	32	141	3	14

Additional Stats: Fumbles Recovered (1): 1991, 1. Forced Fumbles (3): 1991, 2; 1993, 1.



18 WADE WILSON

Quarterback Year With Saints: 2 Year in NFL: 14
Ht: 6-3 Wt: 206 College: East Texas State
Born: February 1, 1959 at Greenville, Texas
Joined Saints: Unrestricted Free Agent (Atlanta), 1993
(Free Agent, 1994)

PRO: Originally selected by Minnesota in the eighth round (seventh quarterback, 210th player overall) of the 1981 draft. Released by the Vikings just prior to 1992 training camp, and signed by Atlanta. Signed by the Saints as an unrestricted free agent from the Falcons 4/12/93. Was released 3/18/94 and re-signed 4/13/94. Stands in top spot on the Vikings' alltime chart in average gain per attempt (7.29), is third in passer rating (73.3), attempts (1,665), completions (929), completion percentage (55.8), yards (12,135) and touchdowns (66). Has thrown for 300 yards 11 times in his career, including seven with the Vikings. Contract runs through 1995 with no option. **1993** — Earned starting spot in preseason, and kept it until a knee injury vs. Giants 12/20 kept him out of the final two contests... connected on 221 of 388 for 2,457 yards with 12 TDs and 15 INTs... was the 10th rated passer in the NFC at 70.1... also rushed for 230 yards on the year (31 atts.), the fourth-highest total ever for a Saints QB, and the second-best in his career... had best game of the season at Atlanta 9/12 when he hit on 22 of 34 for 341 yards with 3 TDs, 2 INTs, and a season-long 42-yard scoring pass to Quinn Early... also rushed for 53 yards on just two carries, including a career-long 44-yard run, and was named NFC Offensive Player-of-the-Week... connected on 82 of 138 (59.4%) for 1,021 yards with 7 TDs and 1 INT over the first five games of the season, as Saints went 5-0... tied a club-record, also held by three others, when he went three straight games (3-5) without throwing an interception. **1992** — Played in nine games, started the final three... came in for Billy Joe Tolliver in fourth quarter at Saints 12/3, completed 5 of 10 for 71 yards and a TD... started the final three games of the season and passed for over 300 yards in each: 19-26-0, 324 yards, 5 TDs at Tampa Bay 12/13; 30-41-0, 340 yards, 2 TDs vs. Dallas 12/21; 31-47-2, 374 yards, 3 TDs at Rams 12/27... five touchdowns in 35-7 win over Bucs marked a career-high and a Falcons' single-game record... 31 completions and 47 attempts in season finale at Rams each marked a career-best... overall in last three games, hit on 80 of 114 (70.2%) for 1,038 yards with 10 TDs and 2 INTs. **1991** — Started the first five games of the season before giving way to Rich Gannon for the final 11... hit on 72 of 122 (59%) for 825 yards with three TDs and 10 INTs on the year. **1990** — Played in only six games as a result of injuries... opened the season as the starting quarterback, injured his right thumb in game three (at Chicago 9/23) and missed the following seven games... in second game back, at Tampa Bay 12/16, played only the second half but completed 24 of 39 for 374 yards, including a career-long 75-yarder for a TD to Hassan Jones... started the following week and connected on 11 of 19 for 162 yards with a TD and an INT before separating his shoulder. **1989** — Started 12 of the 14 games in which he played, led the club in pass attempts, completions, yards and TDs for the third consecutive year... injured a finger in week four, vs. Tampa Bay 10/1, underwent surgery and did not start again until week nine... hit on 23 of 38 for a season-high 308 yards at Green Bay 11/26, threw for 303 yards and a pair of TDs vs. Cincinnati 12/25... had a season-high 42 attempts at Chicago 9/17... led team in



rushing with 55 yards on eight carries at Tampa Bay 11/12. **1988** — Made his first Pro Bowl appearance after leading the NFC with a QB rating of 91.5... was named NFC Offensive Player-of-the-Month for November when he connected on 73 of 112 (65.1%) for 1,009 yards with five TDs and two INTs as the Vikings went 4-0... was 28 of 35 for a career-high 391 yards with two TDs and an INT vs. Detroit 11/6... 80% completion mark in that game is second-best in Minnesota history... hit on 14 straight in that game, also second in team history... was named NFC Offensive Player-of-the-Week at Tampa Bay 10/23 when he completed 22 of 30 for 335 yards and three TDs... missed two games with a separated shoulder. **1987** — Led team in every passing category... was named NFC Offensive Player-of-the-Week at Rams 9/20 when he connected on 17 of 38 for 285 yards and three TDs, including a 41-yard game-winner to Hassan Jones with less than a minute to play... had three TDs two other times: vs. Detroit 9/13 and vs. Chicago 12/6... 263 yards rushing ranks eighth for Viking QBs in a season... led team in rushing twice: 8-55 at Detroit 12/20 and 10-75 vs. Washington 12/26... completed 20 of 34 for 298 yards with two TDs in divisional playoff win at San Francisco. **1986** — Played in nine games, including three starts for an injured Tommy Kramer... was named NFC Offensive Player-of-the-Week vs. Saints when he completed 24 of 39 for 361 yards and three TDs in season finale, 12/21. **1985** — Played in four games with one start, at Philadelphia 12/1... with Minnesota trailing the Eagles 23-0 with 8:23 to play, Wilson threw three TDs, including a pair to Anthony Carter in the final four minutes to lead the Vikings to a 28-23 victory for the greatest comeback in club history. **1984** — Started five of the eight games in which he played... had best game vs. Tampa Bay 11/4 when he hit on 24 of 36 for 236 yards. **1983** — Played in just one game, the season finale, and completed 16 of 28 for 124 yards in a 20-14 victory vs. Cincinnati 12/17. **1982** — Was active for all nine games but did not see action. **1981** — Played in three games, was active for 16... first NFL appearance came vs. Raiders 9/14 when he subbed for an injured Steve Dils, completed 6 of 10 for 48 yards in that game.

COLLEGE: Lettered four years, including three as a starter at East Texas... was an NAIA All-America as a senior and led the Lone Star Conference in passing and total offense, and was named the Lone Star's MVP... in four years for the Lions, completed 338 of 668 for 4,414 yards and 32 TDs... also handled punting duties as a freshman, and averaged 38.5 yards... majored in business management.

PERSONAL: Played quarterback at Commerce (Texas) High School... has his real estate license and his SEC-series seven registration... has worked during the off-season as a financial consultant for Merrill-Lynch in Dallas... devotes much time to the American Diabetes Association... enjoys racquetball and golf... married (Kathy) with sons (Travis Wade 2/21/90 and Hayden 5/8/93)... family resides in Dallas... full name is Charles Wade Wilson.

GAMES STARTED/PLAYED: (1981, 0/3); (1982, 0/0); (1983, 1/1); (1984, 5/8); (1985, 1/4); (1986, 3/9); (1987, 7/12); (1988, 10/14); (1989, 12/14); (1990, 4/6); (1991, 5/5); (1992, 3/9); (1993, 14/14). Totals 65/99. Totals with Saints 14/14.

PLAYOFF GAMES STARTED/PLAYED: (1987, 2/3); (1988, 2/2); (1989, 1/1). Totals 5/6.



Year	PASSING						RUSHING			
	Att.	Comp.	Yds.	Int.	LG	TD	No.	Yds.	LG	TD
1981 (Minn.)	13	6	48	2	22	0	None			
1982 (Minn.)	None						None			
1983 (Minn.)	28	16	124	2	36	1	3	-3	-	0
1984 (Minn.)	195	102	1019	11	38	5	9	30	12	0
1985 (Minn.)	60	33	404	3	42t	3	None			
1986 (Minn.)	143	80	1165	5	39	7	13	9	13	1
1987 (Minn.)	264	140	2106	13	73t	14	41	263	38	5
1988 (Minn.)	332	204	2746	9	68t	15	36	136	15	2
1989 (Minn.)	362	194	2543	12	50	9	32	132	23	1
1990 (Minn.)	146	82	1155	8	75t	9	12	79	24	0
1991 (Minn.)	122	72	825	10	46t	3	13	33	15	0
1992 (Atlanta)	163	111	1368	4	60t	13	15	62	12	0
1993	388	221	2457	15	42t	12	31	230	44	0
Totals	2216	1261	15960	94	75t	91	205	971	44	9

Playoffs

1987	93	50	730	2	63	5	12	63	12	0
1988	75	40	508	2	46	2	8	3	6	0
1989	17	9	84	2	19	0	3	29	11	0
Totals	185	99	1322	6	63	7	23	95	12	0

Additional Stats: Sacked (196-1,349 yards); 1981, 2-19 yards; 1983, 3-22 yards; 1984, 20-159 yards; 1985, 4-28 yards; 1986, 13-94 yards; 1987, 26-194 yards; 1988, 33-227 yards; 1989, 27-194 yards; 1990, 15-90 yards; 1991, 8-42 yards; 1992, 8-58 yards. Fumbles (35): 1981, 2; 1983, 1; 1984, 2; 1986, 3; 1987, 3; 1988, 4; 1989, 5; 1990, 3; 1991, 3; 1993, 9. Punting: 1986, 2-38-yard average, 46 Long.

Career-Highs

Attempts: 47 at Rams, 12/27/92
 Completions: 31 at Rams, 12/27/92
 Comp. Pct: 80% vs. Detroit, 11/6/88
 Yards Passing: 391 vs. Detroit, 11/6/88
 Long Pass: 75t at Tampa Bay, 12/16/90
 TDs Passing: 5, at Tampa Bay, 12/13/92
 Interceptions: 5 vs. Denver, 10/26/87
 Rushes: 10 vs. Washington, 12/26/87
 Yards Rushing: 75 vs. Washington, 12/26/87
 Long Run: 44 at Atlanta, 9/12/93



92 DE MOND WINSTON

Linebacker Year With Saints: 5 Year in NFL: 5

Ht: 6-2 Wt: 239 College: Vanderbilt

Born: September 14, 1968 at Birmingham, Alabama

Joined Saints: Draft Choice No. 4, 1990

PRO: The first of three linebackers selected by the Saints in the 1990 draft, taken in the fourth round (98th player overall). Smart player with excellent strength. **Unrestricted free agent at press time, has not signed contract with Saints for 1994. 1993** — Continued to serve as an integral part of the Saints' special teams



unit, where he saw a majority of his playing time in 16 games... tied for seventh on club with four tackles... recorded three stops in limited action on defense. **1992** — Returned to action after undergoing intense rehabilitation from reconstructive knee surgery... played in 15 of 16 games, mostly on special teams where he finished second on the team with nine tackles... had three stops at Detroit 10/4 when he was awarded the game ball in the kicking game... also tallied two tackles at Philadelphia 9/6... saw extended action on defense late in game at Rams 12/13, recorded one tackle... underwent arthroscopic knee surgery following the season. **1991** — Spent entire season on injured reserve, sustained a torn anterior cruciate ligament in his knee in preseason game, vs. Green Bay 8/10, underwent reconstructive surgery 8/20... rehabilitation started during season and continued into offseason. **1990** — Saw most of playing time on special teams unit where he tied for seventh on club with four stops, including a pair at Cincinnati 11/4... only playing time on defense came on one series vs. Rams 12/31, for an injured Sam Mills.

COLLEGE: Began college career as a defensive end before being moved to inside linebacker for junior season... an All-SEC pick as a senior when he led the Commodores with 169 tackles and five sacks... an honorable mention AP All-America as a junior with 122 tackles, and a second team Academic All-America as a sophomore with 76 tackles and four sacks... played in Blue-Gray game... earned degree in electrical engineering.

PERSONAL: Was a first team all-state choice as a senior at Lansing (Mich.) Catholic Central High School... lettered one year in wrestling, two in football and four in track... was an honor roll student for four years and a member of the National Honor Society... earned his MBA at Tulane in 1992... resides in Lansing... single... full name is Edward DeMond Winston.

GAMES STARTED/PLAYED: (1990, 0/16); (1992, 0/15); (1993, 0/16). Totals 0/47.

PLAYOFF GAMES STARTED/PLAYED: (1990, 0/1); (1992, 0/1). Totals 0/2.

Year	TACKLES		Tot.
	Tkl	Asst	
1990	4	0	4
1992	8	3	11
1993	7	0	7
Totals	19	3	22


ROOKIE RUSHERS

In 1993, running back Derek Brown became the third straight rookie to lead the Saints in rushing, with 705 yards and two touchdowns on 180 carries. Vaughn Dunbar topped the Saints' rushing chart in 1992, while Fred McAfee led the way in '91. Overall, Brown is the ninth rookie to lead the Saints in rushing. The others are Alvin Maxson (1974), Mike Strachan (1975), Chuck Muncie (1976), Jimmy Rogers (1980), George Rogers (1981) and Rueben Mayes (1986).



JOHNSON

1994 DRAFT CHOICES



BATES

1 — JOE JOHNSON, Defensive End, 6-4 285 Louisville


The 13th player overall and the fifth defensive lineman selected in the draft with a choice obtained from the Jets in an exchange of first round picks... came out of school with one year of eligibility still remaining, marked the highest underclassman ever taken by the Saints... says Saints' Vice President of Football Operations Bill Kuharich, "He's got great strength and leverage to play the run... Physically and ability-wise, he's very comparable to Wayne Martin in my opinion... He's a young guy who's maturing and growing. He hasn't bulked up yet, and he's probably going to get bigger."... turned in a stellar senior season when he started every game at right end in a 4-3 scheme... recorded 17 sacks among 66 tackles, eight more of which were for losses... sack total was two shy of school-record held by current Philadelphia Eagle Mike Flores... also caused three fumbles and broke up two passes in 1993... had a pair of four-sack games last year, against San Jose State and Arizona State... finished three-year career with 138 tackles, 16 of which were behind the line of scrimmage, 25 sacks and eight forced fumbles... opened seven games at right end as a sophomore, and tallied 35 tackles with six sacks and six stops for losses... recorded 37 tackles and two sacks in first season for the Cardinals... was redshirted as a freshman in 1990... majored in computer science at Louisville... was an all-state, all-conference and all-district selection as an offensive tackle and defensive end at Jennings High School in St. Louis, Missouri... is an avid weightlifter... at Louisville last year, drove four miles through a major snow storm to attend a scheduled workout... contract signed June 7 runs through 1997 with no option... born July 11, 1972 at St. Louis.

2 — MARIO BATES, Running Back, 6-1 217 Arizona State


The 44th overall selection in the draft, and the seventh running back taken... came out with one year of eligibility left... is the first player ever drafted by the Saints from Arizona State... possesses excellent speed and cut-back ability, has been clocked at 4.43 in the 40-yard dash... came back to start all of 1993 following reconstructive knee surgery... says Saints' Vice President of Football Operations Bill Kuharich, "He's the type of back who can run with power and see the cut-back lanes. He can move laterally and also run north and south. He's a versatile type runner, and a running back who was very productive. We were very impressed with him."... rushed for 1,111 yards



TUBBS



NUSSMEIER




CARROLL

and eight touchdowns on 246 attempts and was a first-team All-PAC-10 choice in 1993 . . . was 20th in the nation and second in the conference with an average of 101 yards a contest . . . turned in four 100-yard rushing games in '93, including a season-high 152 yards against UCLA . . . opened the first three games of 1992 before sustaining a torn anterior cruciate ligament and a partial tear of the medial collateral ligament against Nebraska . . . 441 yards rushing prior to the injury ranked third in the nation . . . picked up a career-high 214 yards rushing, including an 80-yard touchdown run, against Washington . . . that total ranked as the eighth best in school history . . . ran for 109 yards the following week against Louisville, and 118 yards on 23 rushes against Nebraska before the season-ending injury . . . also returned eight kick-offs for an 18.3 average in '92 . . . played in eight games as a freshman in 1991, was second on the squad with 473 yards rushing . . . in his first collegiate start, against Arizona in '91 season finale, rushed for 161 yards on 35 carries in 37-14 win . . . majored in liberal arts at ASU . . . was the Arizona State Player-of-the-Year as a senior at Amphitheater High School in Tucson, Arizona . . . set Class 5A records with 626 carries for 4,836 yards and 61 touchdowns in his three seasons . . . ran for 2,740 yards and 34 TDs on 338 attempts as a senior . . . brother, Michael, a wide receiver with the Seattle Seahawks, was a standout running back and track performer at Arizona, and won a medal at the 1992 Summer Olympic Games . . . born January 16, 1973 at Tucson, Arizona.


Year	RUSHING					RECEIVING			
	Atts.	Yards	Avg.	LG	TD	Rec.	Yds.	LG	TD
1991	108	473	4.4	33	2	4	27	11	0
1992	66	441	6.7	80t	4	4	26	24	0
1993	246	1111	4.3	59	8	7	31	14	0
Totals	420	2025	4.8	80t	14	15	84	24	0

3 — WINFRED TUBBS, Linebacker, 6-4 250 Texas

Selected with the 79th pick overall in the draft, and the eighth linebacker chosen . . . a former fullback who plays with a great deal of intensity and aggressiveness . . . also has good speed, has been timed at 4.7 in the 40-yard dash . . . projects as an inside linebacker with the Saints . . . says Vice President of Football Operations Bill Kuharich, "He played with a lot of nagging



NOVITSKY



MITCHELL



LUNDBERG

injuries in 1993, but he played. And that was very impressive to me . . . He's a guy who can possibly play outside and inside. He's a good athlete and he's strong. He's got good lateral movement and he can take on people." . . . finished his career with 330 tackles, nine behind the line of scrimmage, and 5.5 sacks after playing fullback his freshman year of 1989 . . . played most of 1993 with a cast after his hand accidentally went through a window glass and severed a tendon . . . still registered 138 tackles and earned first-team All-Southwest Conference honors . . . also intercepted a pass, had two sacks and three tackles for losses . . . turned in a season-high 21 tackle effort against Texas Tech, recorded 19 stops against Oklahoma . . . played in the East-West Shrine Game and the Senior Bowl following senior season . . . was an All-SWC pick as a junior when he started all year at middle linebacker and tallied a team-high and career-best 157 tackles with 3.5 sacks and six stops behind the line of scrimmage . . . also intercepted two passes and forced two fumbles . . . was credited with a career-high 22 tackles against Baylor in '92 . . . redshirted in 1991 due to a pinched nerve in his neck . . . played in 10 games as a reserve strongside linebacker in 1990, and came up with 35 tackles and a fumble recovery . . . registered nine tackles and recovered a fumble in his first career start on the defensive side of the ball, in win over Arkansas . . . appeared in 10 games with three starts at fullback as a freshman . . . rushed for 233 yards and a TD on 51 carries with a long run of 74 yards . . . majored in psychology at Texas . . . was a Class 3A all-state first team choice as a defensive end, and a third-team Super All-State team pick by the Texas Sportswriters Association as a senior at Fairfield (Texas) High School . . . also played linebacker and fullback there . . . born September 24, 1970 at Hollywood, Florida.

4 — DOUG NUSSMEIER, Quarterback, 6-3 211 Idaho

The 116th overall selection in the draft, and the fourth quarterback taken . . . marked the second highest pick ever by the Saints of a quarterback in the regular draft (Archie Manning - first round, 1971) . . . an excellent athlete, who has been timed at 4.8 in the 40-yard dash . . . a tough, durable quarterback who possesses a good arm . . . says Vice President/Head Coach Jim Mora, "Technically, he executes very well at the position. He's an efficient quarterback who does things fundamentally sound. He's got a good, accurate arm. He's a smart, poised player." . . . played in the East-West Shrine Game and the Senior Bowl following senior season . . . holds the school and



Big Sky Conference alltime records for total offense (309.2 per game) and touchdown passes (91) . . . first on the school's alltime list for passing yards (10,824), second in completions (746) and attempts (1,225) . . . career passer efficiency rating of 154.4 surpassed previous Division I-AA mark of 146.8 held by former Mississippi Valley State quarterback Willie Totten . . . threw for more than 200 yards 34 times in his career, including 13 games when he tossed for 300 yards . . . was a unanimous I-AA All-America as a senior when he received the Walter Payton Award as the top player in I-AA, and led the Vandals to the I-AA semi-finals . . . also received Big Sky Conference academic honors for the fourth consecutive year . . . ranked second in the nation in passer efficiency (175.9, a conference record) and fifth in total offense (319.5 per game) . . . threw for a school record 33 touchdowns in 1993 . . . accounted for 2,960 yards passing during regular season, was just 40 yards shy of becoming the first player in school history to throw for 3,000 yards three straight seasons . . . passed for a season-best 393 yards and six touchdowns in victory over Idaho State . . . also tossed for 357 yards and a season-high five touchdowns in win over Southwest Texas State . . . was an all-conference selection in 1992 when he was second in I-AA with an average of 312.5 yards of total offense . . . hit for a career-best 61.9% completion mark as a junior . . . finished third on the team in rushing in '92 . . . accounted for a season-high 390 yards passing in win over Colorado State, tied a school-record with six touchdown passes in victory over Idaho State . . . was an honorable mention all-conference choice as a sophomore in 1991 when he connected on 111 of 168 (66.1%) for 1,482 yards with 14 TDs and one INT in the final five games . . . threw for a career-high 396 yards, including five touchdowns, on 28 of 43 in win at Montana State . . . started the first six contests of 1990, missed the final five with a fractured ankle . . . passed for 313 yards and three touchdowns on 20 of 32 in first collegiate game, against Montana State . . . was redshirted in 1989 . . . majored in marketing at Idaho . . . was an All-Three Rivers League first team pick as a defensive back, and a second-team selection at quarterback as a senior at Lakeridge High School in Lake Oswego, Oregon . . . led team to state title his senior year . . . didn't play quarterback until final year of high school . . . also lettered in basketball and baseball . . . led the basketball team in scoring and rebounding as a senior when squad finished fourth in the state tournament . . . was a third-team all-state, first team all-league and first team all-Tournament choice in basketball . . . contract signed May 31 runs through 1996 with no option . . . born December 11, 1970 at Portland Oregon.

Year	PASSING							RUSHING			
	Atts.	Comps.	Pct.	Yds.	LG	TD	INT	No.	Yds.	LG	TD
1990	204	125	61.3	1536	50	11	7	50	107	30	2
1991	384	230	59.9	3300	81	25	11	88	160	15	1
1992	333	306	61.9	3028	80t	22	9	97	409	54	6
1993	304	185	60.9	2960	78	33	5	96	554	79t	8
Totals	1225	746	60.9	10824	81	91	32	331	1230	79t	17



5A — HERMAN CARROLL, Defensive End, 6-4 265 Mississippi State

Selected in the fifth round (142nd overall) . . . finished his career with 148 tackles, including eight sacks and seven stops behind the line of scrimmage . . . also forced four fumbles, recovered two more and accounted for 13 pass deflections in his four years for the Bulldogs . . . started 10 of 11 games as a senior, was fourth on team with 80 tackles, led squad with five sacks . . . recorded a career-high 15 tackles against Auburn his senior season . . . opened two of 10 contests as a junior, was third among Bulldog linemen with 41 total tackles . . . started four of 11 games at defensive end in 1991, tallied 27 stops, including two sacks and a pair of forced fumbles . . . appeared in just two games as a freshman in 1990, but led all linebackers and linemen with five pass deflections . . . was redshirted in 1989 . . . majored in sociology . . . played defensive end, fullback and also handled punting duties at North Natchez (Mississippi) High School, the same school that produced Saints linebacker James Williams . . . was a second-team all-state selection as a senior when he led team to runner-up finish in south state playoffs . . . also lettered in basketball and track . . . contract, signed May 10, runs through 1996 . . . born June 20, 1971 at Natchez, Mississippi.

5B — CRAIG NOVITSKY, Guard, 6-5 295 UCLA

Was the 143rd player taken overall in the draft, with a pick acquired from the New York Jets in an exchange of first-round selections . . . has the ability to play all three positions along offensive line . . . played in the Hula Bowl following senior season . . . started all 46 games in his four-year career for the Bruins . . . was a first-team All-PAC 10 choice as a senior when he started every game, at both left guard and left tackle . . . opened the first six contests at left tackle and the final five at left guard in his junior year of 1992, when he also served as the backup at center . . . started all 12 games as a sophomore, was awarded the game ball once, and named Lineman-of-the-Week on four occasions . . . opened all 11 matchups as a freshman, the final 10 at left tackle . . . majored in history . . . played offensive and defensive tackle at Potomac High School in Dumfries, Virginia . . . also did the shot put and discus on the track team . . . was recruited out of high school by Saints offensive line coach John Matsko, who was the offensive coordinator at USC at the time . . . contract signed June 7 runs through 1996 with no option . . . born May 12, 1971 at Washington, D.C.

6 — DERRELL MITCHELL, Wide Receiver, 5-9 190 Texas Tech

Was the 176th player chosen overall in the draft . . . has good size and strength, and excellent speed, has been timed at 4.38 in the 40-yard dash . . . in addition to starring on the Red Raider football team, Mitchell was a sprinter on the school's track team, and clocked a 10.59 in the 100 meters at the 1993 Dr. Pepper Invitational . . . caught 91 passes for 1,312 yards and nine touchdowns in two seasons (1992-93) for the Red Raiders . . . started every game, was second on team as a senior with 48 receptions for 688 yards and



six TDs . . . also returned eight kickoffs for a 12.5-yard average . . . grabbed a career-high 10 passes for 126 yards against North Carolina State . . . caught a career-long 72-yarder for a score in victory over SMU his senior season . . . opened eight games as a junior in 1992, was second on squad with 43 catches for 624 yards and three TDs . . . also brought back nine kickoffs for a 20.6-yard average in '92 . . . hauled in six passes for 108 yards, including a 66-yard scoring catch in win over TCU in junior year . . . was redshirted in 1991 after transferring from Joliet Junior College in Illinois, where he caught 54 passes for 870 yards and six TDs, and rushed for 116 yards and four scores on four carries in 1990 . . . holds degree in recreation . . . lettered in football and track at Northwestern High School in Miami, Florida, the same school that produced former Saints receiver and current Detroit Lion Brett Perriman . . . one of 11 children, Mitchell is nicknamed "Mookie" . . . born September 16, 1971 at Miami, Florida.

RECEIVING

Year	Rec.	Yards	Avg.	LG	TD
1992	43	624	14.5	66t	3
1993	48	688	14.3	72t	6
Totals	91	1,312	14.4	72t	9

7 — LANCE LUNDBERG, Tackle, 6-4 308 Nebraska

Was the 213th player selected in the draft. . . garnered second-team All-Big Eight honors each of his last two years, when he opened every game at left tackle. . . started 1991 as a reserve, moved into starting lineup at left tackle for fifth game with injury to Erik Wiegert, and graded out at 84%. . . Cornhuskers gained three straight national rushing titles (1991-93) during Lundberg's career. . . was redshirted in 1990 after starting at right tackle on the school's junior varsity club in 1989. . . holds degree in criminal justice. . . was an all-state choice as a two-way lineman at Wausa (Nebraska) High School, where they played eight-man football. . . earned four letters in football, basketball and track. . . contract signed June 13 runs through 1995 with no option. . . born August 15, 1970 at Osmond, Neb.

SUPERDOME FACTS

Total Land Area	52 acres	Private Box Suites	132
Height	273 feet	Parking Garages	5,000 cars, 250 buses
Diameter	680 feet clear span	Lighting	15,200 fixtures
Concrete	169,000 cubic yards	Electric Wiring	400 miles
Structural Steel	20,000 tons	Aluminum Siding	more than 500,000 sq. ft.
Air Conditioning	9,600 tons	Area of Roof	9.7 acres
Convention Rooms	40	Escalators	32
Restrooms	88	Elevators	9 passenger, 1 freight



HOW THE SAINTS ARE BUILT

Year	Draft (30)	Trade (2)	Free Agents (14)
1981 4-12	Rickey Jackson LB (2b) Frank Warren DE (3a)		
1982 4-5	Morten Andersen K (4)		
1985 5-11	Eric Martin WR (7)		Brett Maxie S
1986 7-9	Jim Dombrowski G (1) Dalton Hilliard RB (2) Vaughan Johnson LB (1 Supp., '84)		Sam Mills LB
1987 12-3	Toi Cook CB (8)		
1989 9-7	Wayne Martin DE (1)		Tommy Barnhardt P Richard Cooper T
1990 8-8	Renaldo Turnbull LB (1) Vince Buck CB (2) Joel Smeenge LB (3) DeMond Winston LB (4) James Williams LB (6b) Chris Port G (12)	Robert Goff NT (from Tampa Bay)	
1991 11-5	Reginald Jones CB (5) Frank Wainright TE (8)		Quinn Early WR Les Miller DE
1992 12-4	Vaughn Dunbar RB (1) Tyrone Legette CB (3) Sean Lumpkin S (4b) Torrance Small WR (5) Marcus Dowdell WR (10)		Karl Dunbar DE Derrick Ned FB Jimmy Spencer CB
1993 8-8	William Roaf T (1a) Irv Smith TE (1b) Reggie Freeman LB (2) Lorenzo Neal FB (4a) Derek Brown RB (4b) Tyrone Hughes CB (5) Ronnie Dixon NT (6) Othello Henderson S (7)		Brad Muster FB
1994		Jim Everett QB (from Rams)	Michael Haynes WR Jeff Uhlenhake C Wesley Walls TE Wade Wilson QB



SAINTS 1994 TRAINING CAMP DEPTH CHART

OFFENSE

- WR 89 Quinn Early, 84 Eric Martin, 83 Torrance Small, 15 Steve Rhem
86 J.J. McCleskey, 12 Adam Henry
LT 77 William Roaf, 65 Willie Williams, 68 Alan Kline
LG 72 Jim Dombrowski, 52 Tom Roth, 79 Royce Nelson,
78 Tom Backes
C 62 Jeff Uhlenhake, 76 Jeff Davidson, 66 Joe Garten
RG 70 Chris Port, 75 Baron Rollins, 60 Craig Novitsky
RT 71 Richard Cooper, 64 Tom Ricketts, 67 Lance Lundberg
TE 82 Irv Smith, 85 Wesley Walls, 87 Frank Wainright,
49 Matt Campbell, 48 Franklin Thomas
WR 81 Michael Haynes, 88 Derrell Mitchell, 14 Tyrone Johnson,
80 Marcus Dowdell, 10 Mike Caldwell
QB 17 Jim Everett, 18 Wade Wilson, 13 Doug Nussmeier, 9 Brad Lebo
HB 24 Derek Brown, 32 Vaughn Dunbar, 28 Mario Bates,
38 Ralph Dawkins
FB 22 Brad Muster, 23 Lorenzo Neal, 36 Derrick Ned, 34 Ed Tillison

DEFENSE

- LE 93 Wayne Martin, 63 Karl Dunbar, 74 Herman Carroll
NT 69 Les Miller, 95 Ronnie Dixon, 96 Corey Mayfield, 79 Jim Hanna
RE 73 Frank Warren, 91 Robert Goff, 94 Joe Johnson, 98 Jerold Jeffcoat
LOLB 99 Joel Smeenge, 55 Reggie Freeman
LILB 53 Vaughan Johnson, 54 Winfred Tubbs, 50 Tim Brown
RILB 90 James Williams, 52 Mike Stonebreaker, 59 Andre Bowden
ROLB 97 Renaldo Turnbull, 56 Ernest Dixon, 58 Darryl Milburn
LCB 37 Jimmy Spencer, 33 Tyrone Hughes, 45 Israel Byrd,
30 Sean Washington
RCB 27 Reginald Jones, 43 Tyrone Legette, 29 Jimmy Young,
47 Brandon Hamilton
SS 46 Sean Lumpkin, 20 Othello Henderson, 44 Kelvin Knight,
25 Thomas Orr
FS 26 Vince Buck, 35 Shane Pahukoa, 40 George Coghill, 42 Ray Wilson

SPECIALISTS

- K 7 Morten Andersen, 3 Scott Szereby
P 6 Tommy Barnhardt, 4 Mike Nesbitt

Does not include unrestricted free agents

CB Toi Cook, RB Dalton Hilliard, OLB Rickey Jackson, SS Brett Maxie
ILB Sam Mills, ILB DeMond Winston

Water Works

It's important to replenish your body with pure, fresh, clean water. The kind you find in a mountain spring or in a bottle of Kentwood 100% Natural Spring Water. Our water has no calories, no impurities and is sodium-free. It's pure and delicious. So if you don't live next to a mountain spring, call Kentwood Spring Water today for home delivery.



Free Offer*

For a limited time only we'll give you three five-gallon bottles. Plus, a handy water cooler, rent free for a full month. Call now.

(504) 821-3333

*New customers only. Credit approval/Bottle deposit required.



NEW ORLEANS SAINTS 1994 VETERAN ROSTER

No.	Name	Pos	Ht	Wt	NFL Exp	Birth date	College	How Acq.
7	Andersen, Morten	K	6-2	221	13	8/19/60	Michigan State	D4-82
6	Barnhardt, Tommy	P	6-2	207	8	6/11/63	North Carolina	FA-89
24	Brown, Derek	RB	5-9	186	2	4/15/71	Nebraska	D4b-93
26	Buck, Vince	DB	6-0	198	5	1/12/68	Central St. (Ohio)	D2-90
40	Coghill, George	S	6-2	196	2	3/30/70	Wake Forest	FA-93
41	Cook, Toi	CB	5-11	188	8	12/3/64	Stanford	D8-87
71	Cooper, Richard	T	6-5	290	5	11/1/64	Tennessee	FA-89
76	Davidson, Jeff	C/G	6-5	305	4	10/3/67	Ohio State	FA-94
95	Dixon, Ronnie	NT	6-2	292	2	5/10/71	Cincinnati	D6-93
72	Dombrowski, Jim	G/T	6-5	300	9	10/19/63	Virginia	D1-86
80	Dowdell, Marcus	WR	5-10	179	2	5/22/70	Tennessee St.	D10-92
63	Dunbar, Karl	DE	6-4	275	3	5/18/67	LSU	FA-92
32	Dunbar, Vaughn	RB	5-10	204	3	9/4/68	Indiana	D1-92
89	Early, Quinn	WR	6-0	188	7	4/15/65	Iowa	PB-91(SD)
17	Everett, Jim	QB	6-5	212	9	1/3/63	Purdue	Tr-94 (Ram)
55	Freeman, Reggie	LB	6-1	233	2	5/8/70	Florida St.	D2-93
66	Garten, Joe	C/G	6-2	290	2	8/13/68	Colorado	FA-94
91	Goff, Robert	NT	6-3	270	7	10/2/65	Auburn	Tr-90
81	Haynes, Michael	WR	6-0	184	7	12/24/65	Northern Arizona	tFA-94(Atl)
20	Henderson, Othello	S	6-0	192	2	8/23/72	UCLA	D7-93
21	Hilliard, Dalton	RB	5-8	204	9	1/21/64	LSU	D2-86
33	Hughes, Tyrone	CB	5-9	175	2	1/14/70	Nebraska	D5-93
57	Jackson, Rickey	LB	6-2	243	14	3/20/58	Pittsburgh	D2-81
53	Johnson, Vaughn	LB	6-3	240	9	3/24/62	North Carolina St.	D1Sup-84
27	Jones, Reginald	CB	6-1	202	4	1/11/69	Memphis State	D5-91
43	Legette, Tyrone	CB	5-9	177	3	2/15/70	Nebraska	D3-92
46	Lumpkin, Sean	S	6-0	206	3	1/4/70	Minnesota	D4b-92
84	Martin, Eric	WR	6-1	207	10	11/8/61	LSU	D7-85
93	Martin, Wayne	DE	6-5	275	6	10/26/65	Arkansas	D1-89
39	Maxie, Brett	SS	6-2	194	10	1/13/62	Texas Southern	FA-85
96	Mayfield, Corey	NT	6-3	290	2	2/25/70	Oklahoma	FA-94
69	Miller, Les	DE	6-7	285	8	3/1/65	Ft. Hays St. (Kan.)	PB-91(SD)
51	Mills, Sam	LB	5-9	225	9	6/3/59	Montclair St.	FA-86
22	Muster, Brad	FB	6-4	235	7	4/11/65	Stanford	UFA-93(Chil)
23	Neal, Lorenzo	FB	5-10	240	2	12/27/70	Fresno St.	D4a-93
36	Ned, Derrick	FB	6-1	220	2	1/5/69	Grambling St.	FA-92
79	Nelson, Royce	G	6-4	315	2	8/9/70	Nicholls St.	FA-93
70	Port, Chris	G	6-5	295	4	11/2/67	Duke	D12-90
64	Ricketts, Tom	T/G	6-5	305	6	11/21/65	Pittsburgh	FA-94
77	Roaf, William	T	6-5	300	2	4/18/70	Louisiana Tech	D1a-93
83	Small, Torrance	WR	6-3	201	3	9/6/70	Alcorn St.	D5-92
99	Smeenge, Joel	LB	6-5	250	5	4/1/68	Western Michigan	D3-90
82	Smith, Irv	TE	6-3	246	2	10/13/71	Notre Dame	FA-94
37	Spencer, Jimmy	CB	5-9	180	3	3/29/69	Florida	FA-92
52d	Stonebreaker, Mike	LB	6-0	235	2	1/14/67	Notre Dame	FA-94
34	Stilson, Ed	FB	5-10	229	2	2/12/69	N.W. Missouri	FA-94
97	Turnbull, Renaldo	LB	6-4	255	5	1/5/66	West Virginia	D1-90
62	Uhlenhake, Jeff	C	6-3	284	6	1/28/66	Ohio St.	UFA-94(Mia)
87	Wainright, Frank	TE	6-3	245	4	10/10/67	Northern Colorado	D8-91
85	Walls, Wesley	TE	6-5	250	6	2/26/66	Mississippi	UFA-94(SF)
73	Warren, Frank	DE	6-4	290	13	9/14/59	Auburn	D3-81
90	Williams, James	LB	6-0	230	5	10/10/68	Mississippi St.	D6b-90
65	Williams, Willie	T	6-6	295	3	8/6/67	LSU	FA-94
18	Wilson, Wade	QB	6-3	206	14	2/1/59	East Texas St.	FA-94
92	Winston, DeMond	LB	6-2	239	5	9/14/68	Vanderbilt	D4-90

HEAD COACH: Jim Mora

ASSISTANTS: Vic Fungio, linebackers; Joe Marciano, tight ends/special teams; John Matsko, offensive line; Jim Mora, defensive backs; Chip Myers, offensive assistant; Russell Paternostro, strength and conditioning; John Pease, defensive line; Steve Sidwell, defensive coordinator; Jim Skipper, running backs; Carl Smith, offensive coordinator/quarterbacks; Steve Walters, wide receivers; Everett Withers, defensive assistant.



NEW ORLEANS SAINTS 1994 FIRST-YEAR ROSTER

No.	Name	Pos	Ht	Wt	NFL Exp	Birth date	College	How Acq.
78	Backes, Tom	T	6-4	273	I	3/19/68	Oklahoma	FA-93
28	Bates, Mario	RB	6-1	217	R	1/16/73	Arizona St.	D2-94
59	Bowden, Andre	LB	6-3	240	I	4/4/68	Fayetteville St.	FA-94
50	Brown, Tim	LB	6-0	222	R	1/20/71	West Virginia	FA-94
45	Byrd, Israel	CB	5-11	184	I	2/1/71	Utah St.	FA-93
10	Caldwell, Mike	WR	6-0	200	R	3/28/71	California	FA-94
49	Campbell, Matt	TE	6-5	256	R	7/14/72	South Carolina	FA-94
74	Carroll, Herman	DE	6-4	265	R	6/20/71	Mississippi St.	D5a-94
38	Dawkins, Ralph	RB	5-8	195	R	10/20/70	Louisville	FA-94
56	Dixon, Ernest	LB	6-1	250	R	10/17/71	South Carolina	FA-94
47	Hamilton, Brandon	CB	5-9	173	R	3/5/72	Tulane	FA-94
79d	Hanna, Jim	NT	6-4	255	R	8/10/71	Louisville	FA-94
12	Henry, Adam	WR	6-1	184	R	4/27/72	McNeese St.	FA-94
98	Jeffcoat, Jerold	DE	6-2	285	I	8/30/69	Temple	FA-94
94	Johnson, Joe	DE	6-4	285	R	7/11/72	Louisville	D1-94
14	Johnson, Tyrone	WR	5-11	171	R	9/4/71	Western St. (Colo.)	FA-94
68	Kline, Alan	T	6-5	277	R	5/25/71	Ohio St.	FA-94
4	Knight, Kelvin	S	6-0	203	R	1/7/71	Mississippi St.	FA-94
9	Lebo, Brad	QB	6-4	210	I	3/20/70	Montana	FA-94
67	Lundberg, Lance	T	6-4	308	R	8/15/70	Nebraska	D7-94
86	McCleskey, J.J.	WR	5-7	177	I	4/10/70	Tennessee	FA-93
58	Milburn, Darryl	LB	6-3	245	I	10/25/68	Grambling St.	FA-94
88	Mitchell, Derrell	WR	5-9	190	R	9/16/71	Texas Tech	D6-94
4	Nesbitt, Mike	P	6-2	180	R	2/3/71	New Mexico	FA-94
60	Novitsky, Craig	G	6-5	295	R	5/12/71	UCLA	D5b-94
13	Nussmeier, Doug	QB	6-3	211	R	12/11/70	Idaho	D4-94
25	Orr, Thomas	CB	5-10	197	R	8/14/72	West Virginia	FA-94
35	Pahukoa, Shane	S	6-2	202	I	11/25/70	Washington	FA-94
15	Rhem, Steve	WR	6-2	212	R	11/9/71	Minnesota	FA-94
75	Rollins, Baron	G	6-4	335	I	7/23/70	Louisiana Tech	FA-94
52	Roth, Tom	C/G	6-5	285	I	9/19/68	Southern Illinois	FA-94
3	Szeredy, Scott	K	6-1	225	R	5/27/71	Texas	FA-94
48	Thomas, Franklin	TE	6-3	262	I	4/22/68	Grambling St.	FA-94
54	Tubbs, Winfred	LB	6-4	250	R	9/24/70	Texas	D3-94
30	Washington, Sean	CB	5-10	182	R	5/25/71	Rice	FA-94
42	Wilson, Ray	S	6-2	202	R	8/26/71	New Mexico	FA-94
29	Young, Jimmy	CB	5-11	188	R	2/16/71	Purdue	FA-94

NEW ORLEANS SAINTS NUMERICAL ROSTER

3	Scott Szeredy	K	40	George Coghill	S	71	Richard Cooper	T
4	Mike Nesbitt	P	41	Toi Cook	CB	72	Jim Dombrowski	G/T
6	Tommy Barnhardt	P	42	Ray Wilson	S	73	Frank Warren	DE
7	Morten Andersen	K	43	Tyrone Legette	CB	74	Herman Carroll	DE
9	Brad Lebo	QB	44	Kevin Knight	S	75	Baron Rollins	G
10	Mike Caldwell	WR	45	Israel Byrd	CB	76	Jeff Davidson	C/G
12	Adam Henry	WR	46	Sean Lumpkin	S	77	William Roaf	T
13	Doug Nussmeier	QB	47	Brandon Hamilton	CB	78	Tom Backes	G
14	Tyrone Johnson	WR	48	Franklin Thomas	TE	79	Royce Nelson	G
15	Steve Rhem	WR	49	Matt Campbell	TE	79d	Jim Hanna	NT
17	Jim Everett	WR	50	Tim Brown	LB	80	Marcus Dowdell	WR
18	Wade Wilson	QB	51	Sam Mills	LB	81	Michael Haynes	LB
20	Othello Henderson	S	52	Mike Stonebreaker	C/G	82	Irv Smith	TE
21	Dalton Hilliard	RB	52d	Vaughan Johnson	LB	83	Torrance Small	WR
22	Brad Muster	FB	53	Winfred Tubbs	LB	84	Eric Martin	WR
23	Lorenzo Neal	FB	54	Reggie Freeman	LB	85	Wesley Walls	TE
24	Derek Brown	RB	55	Ernest Dixon	LB	86	J.J. McCleskey	WR
25	Thomas Orr	CB	56	Rickey Jackson	LB	87	Frank Wainright	TE
26	Vince Buck	DB	57	Darryl Milburn	CB	88	Derrell Mitchell	WR
27	Reginald Jones	CB	58	Andre Bowden	LB	89	Quinn Early	WR
28	Mario Bates	RB	59	Craig Novitsky	CB	90	James Williams	LB
29	Jimmy Young	CB	60	Jeff Uhlenhake	C/G	91	Robert Goff	DE/NT
30	Sean Washington	RB	62	Karl Dunbar	C	92	DeMond Winston	DE
32	Vaughn Dunbar	RB	63	Tom Ricketts	DE	93	Wayne Martin	LB
33	Tyrone Hughes	FB	64	Tom Ricketts	G/T	94	Joe Johnson	DE
34	Ed Hillison	S	65	Willie Williams	T	95	Ronnie Dixon	NT
35	Shane Pahukoa	FB	66	Joe Garten	C/G	96	Corey Mayfield	NT
36	Derrick Ned	FB	67	Lance Lundberg	T	97	Renaldo Turnbull	LB
37	Jimmy Spencer	CB	68	Alan Kline	T	98	Jerold Jeffcoat	DE
38	Ralph Dawkins	RB	69	Les Miller	DE/NT	99	Joel Smeenge	LB
39	Brett Maxie	S	70	Chris Port	G/T			



OTHER SAINTS FOR 1994

TOM BACKES, Guard, Oklahoma... 6-4, 273... was signed as a free agent by the Saints for 1993... was waived 8/30, and signed to the practice squad 8/31, where he spent the first 14 games of the season... dressed but did not play at Philadelphia 12/26, was inactive vs. Cincinnati 1/2... was originally selected in the 10th-round by Chicago in the 1991 draft... spent all of '91 on the Bears' practice squad, went on to play for Montreal of the World League in 1992... was placed on injured reserve by the Bears 7/27/92 and waived/injury settlement 8/11... was a defensive lineman all four years for the Sooners, including the last two as a starter... played tight end and linebacker at Coronado High School in El Paso, Texas... single... born 3/19/68 at El Paso.

ANDRE BOWDEN, Linebacker, Fayetteville (N.C.) State... 6-3, 240... played linebacker and fullback for Tampa Bay in the Arena League from 1991-93, where he was coached by Larry Kuharich, brother of Saints vice president of football operations, Bill... was an all-league selection in 1993... was a Black College All-America as a senior in 1990, following prep career at Fuquay Senior High School in Fuquay-Varina, North Carolina, where he was an all-state defensive end... signed with the Saints as a free agent in 1994... single... born 4/4/68 at Raleigh, North Carolina.

TIM BROWN, Linebacker, West Virginia... 6-0, 222... played 1992-93 at West Virginia after transferring from Hudson Valley Community College... was a first team All-Big East selection in 1993... attended McKeesport (Pennsylvania) High School... signed with the Saints as a free agent in 1994... born 1/20/71 at McKeesport, Pa.

ISRAEL BYRD, Cornerback, Utah St... 5-11, 184... signed as a rookie free agent for 1993, was waived 8/24 and signed to the practice squad 9/8, where he spent games 2-15... was signed to the 53-man roster 12/29, was inactive for the final game of the year... transferred to Utah State after two years at Allan Hancock Junior College in Santa Maria, California... attended Parkway Central High School in St. Louis, Missouri... born 2/1/71 at St. Louis.

MIKE CALDWELL, Wide Receiver, California... 6-0, 200... caught 139 passes for 1,999 yards and 13 TDs in four years at Cal, including 60 receptions, 1,042 yards and eight TDs his senior year... attended San Ramon (Calif.) High School... signed with the Saints as a free agent in 1994... born 3/28/71 at Cleveland, Ohio.

MATT CAMPBELL, Tight End, South Carolina... 6-5, 256... caught 24 passes for 231 yards in four years for the Gamecocks... known primarily as a blocker... played in the Senior Bowl... attended North Augusta (S.C.) High School... signed with the Saints as a free agent in 1994... born 7/14/72 at North Augusta, South Carolina.

GEORGE COGHILL, Safety, Wake Forest... 6-2, 196... signed as a rookie free agent for 1993... sustained a knee injury in preseason opener, against Philadelphia in Tokyo, 7/31, was placed on injured reserve 8/12... was a four-year starter at Wake Forest, where he also played for the school's baseball and track teams... attended James Monroe High School in Fredericksburg, Virginia... born 3/30/70 at Fredericksburg, Va.



JEFF DAVIDSON, Center/Guard, Ohio State... 6-5, 305... was released by Denver in training camp last year, 8/30... originally the first of two fifth-round draft choices by the Broncos in 1990... played in 42 games, including 30 starts, for Denver from 1990-92... started all 16 contests at left guard in '92, opened 14 regular season games and both playoff matchups at left tackle in '91... appeared in 12 games with no starts in rookie season... was an honorable mention All-Big 10 selection as a senior for the Buckeyes... lettered in football, track and baseball at Westerville (Ohio) North High School... father, Jim, was an All-America at Ohio State in 1964 and a first-round draft pick of the Buffalo Bills in 1965, while brother, Jim, Jr., played at Ohio State in 1985... signed with the Saints as a free agent in 1994... married (Judy)... born 10/3/67 at Akron, Ohio.

RALPH DAWKINS, Running Back, Louisville... 5-8, 195... rushed for 2,159 yards and 17 TDs on 525 carries, and caught a school-record 151 passes for 1,667 yards and 12 TDs in four years for the Cardinals... lettered in football and baseball at William M. Raines High School in Jacksonville, Florida... signed with the Saints as a free agent in 1994... born 10/20/70 at Jacksonville.

ERNEST DIXON, Linebacker, South Carolina... 6-1, 250... registered 182 tackles with seven sacks and 11 tackles for losses in four seasons for the Gamecocks... was a first team All-SEC selection as a senior... played in the Blue-Gray and East-West Shrine Games... attended Fort Mill (South Carolina) High School... signed with the Saints as a free agent in 1994... born 10/17/71 at Fort Mill, S.C.

JOE GARTEN, Center/Guard, Colorado... 6-2, 290... was released by the Rams in 1993 training camp after he signed with them as a free agent during the offseason... was originally drafted by Green Bay in the sixth-round in 1991... spent all of '91 on injured reserve with a shoulder injury sustained during preseason... was released in 1992 camp... was a four-year starter for the Buffaloes, and a finalist for the Outland Trophy and a Lombardi Award nominee his senior season... was a two-time All-Big Eight choice... attended Valencia (Calif.) High School, where he was a member of teams that won three straight state titles... signed with the Saints as a free agent in 1994... single... born 8/13/68 at Las Vegas, Nevada.

BRANDON HAMILTON, Cornerback, Tulane... 5-9, 173... was a District 8-AAA choice as a senior at Woodlawn High School in Baton Rouge... also lettered in baseball, and was a two-time all-district selection in track... signed with the Saints as a free agent in 1994... born 3/5/72 at Baton Rouge, La.

JIM HANNA, Nose Tackle, Louisville... 6-4, 255... registered 195 tackles with 14 sacks and 19 stops for losses in his four-year career for the Cardinals... played defensive tackle and tight end at Forest Hill High School in West Palm Beach, Florida, where he also did the shot put and discus on the track squad... signed with the Saints as a free agent in 1994... born 8/10/71 at West Palm Beach, Florida.

ADAM HENRY, Wide Receiver, McNeese State... 6-1, 184... was a first team All-Southland Conference choice as a senior when he caught 24 passes for 589 yards and eight TDs... attended Kelly High School in Beaumont, Texas... was invited to club's rookie minicamp 4/29-5/1 as a non-roster player, signed with the Saints as a free agent 5/4... born 4/27/72.

JEROLD JEFFCOAT, Defensive End, Temple... 6-2, 285... went to training



camp as a rookie free agent with the Giants in 1993, was waived in camp... was a two-year starter for the Owls after transferring from Mesa (Ariz.) Community College... attended Keyport (N.J.) High School... brother, Jim, has been a defensive lineman for the Dallas Cowboys for the last 12 years... married (Beverly) with one child... born 8/30/69 at Keyport, New Jersey.

TYRONE JOHNSON, Wide Receiver, Western State (Colorado)... 5-11, 171... attended Rangeview High School in Aurora, Colorado, where he also participated on the school's track team... signed with the Saints as a free agent in 1994... born 9/4/71.

ALAN KLINE, Tackle, Ohio State... 6-5, 277... was a first team All-Big 10 selection as a senior and sophomore when he started every game at left tackle for the Buckeyes... lettered in football, basketball and track at Columbian High School in Tiffin, Ohio... signed with the Saints as a free agent in 1994... born 5/25/71 at Tiffin, Ohio.

KELVIN KNIGHT, Safety, Mississippi State... 6-0, 203... tallied 181 tackles and 10 interceptions in his career for the Bulldogs... was a two-time all-district and all-metro Jackson (Miss.) selection as a quarterback at North Natchez (Miss.) High School, the same school that produced Saints linebacker James Williams, and fifth-round draft choice, defensive end Herman Carroll... also lettered in basketball there... attended team's rookie minicamp 4/29-5/1 as a non-roster player, signed with the Saints as a free agent 5/4... born 1/7/71 at Natchez, Mississippi.

BRAD LEBO, Quarterback, Montana... 6-4, 210... went to camp with Cincinnati as a rookie free agent in 1993, was released... the two-time All-Big Sky Conference pick holds seven school passing records... attended Lewistown (Idaho) High School... signed with the Saints as a free agent in 1994... born 3/20/70.

COREY MAYFIELD, Nose Tackle, Oklahoma... 6-3, 290... was released in 1993 training camp by Tampa Bay... played in the final 11 games of '92 for the Bucs the after being signed off the club's practice squad... recorded three tackles on defense, and a tackle and a forced fumble on special teams... selected by San Francisco in the 10th-round in the 1992 draft (269th overall), was waived in camp... signed with the Saints as a free agent in 1994... registered 14 sacks in three years for the Sooners, including a career-high seven among 40 tackles as a junior... lettered in football, basketball and track at Robert E. Lee High School in Tyler, Texas... single... born 2/25/70 at Tyler, Texas.

J.J. MC CLESKEY, Wide Receiver, Tennessee... 5-7, 177... signed as a rookie free agent for 1993, was waived 8/24, and signed to the practice squad 8/31... spent the first 14 games of the season on the practice squad until he was signed to the 53-man roster 12/23... was inactive for each of the final two contests... played wide receiver and defensive back for the Volunteers... attended Karns High School in Knoxville, Tennessee... born 4/10/70 at Knoxville.

DARRYL MILBURN, Linebacker, Grambling St... 6-3, 245... was originally drafted by Detroit in the ninth round in 1991... spent the first 14 games of his rookie season on the Lions' developmental squad, was activated and played in each of the final two regular season contests, had no stats... played in divisional playoff game, vs. Dallas 1/5, and registered two tackles... was released in 1992 training camp... was with Toronto of the CFL from 1992-93... recorded 15 sacks in three years for the Tigers, including six as a senior when he was selected All-SWAC



... earned degree in criminal justice... is a native of Baton Rouge, Louisiana where he attended McKinley High School... signed with the Saints as a free agent in 1994... single... born 10/25/68 at Baton Rouge.

ROYCE NELSON, Guard, Nicholls St... 6-4, 315... signed as a rookie free agent for 1993, was placed on injured reserve 8/24 with a knee injury, spent the entire year there... attended John F. Kennedy High School in New Orleans... born 8/9/70 at New Orleans.

MIKE NESBITT, Punter, New Mexico... 6-2, 180... averaged 42.9 yards on 103 punts, including 46 inside-the-20 and 30 of 50+ yards, over the last two years at New Mexico... was a second-team All-WAC choice as a senior... put together a two-year net average of 40.5, including 42.3 in 1993... transferred to New Mexico after attending Northeast Oklahoma State in 1990... was the punter and placekicker at Delen (New Mexico) High School, where he also played wide receiver and lettered in basketball... signed with the Saints as a free agent in 1994... born 2/3/71 at Denver, Colorado.

THOMAS ORR, Cornerback, West Virginia... 5-10, 197... was a two-year starter for the Mountaineers... attended Elizabeth (New Jersey) High School... participated in rookie minicamp 4/29-5/1 as a non-roster player, signed with Saints 5/4... born 8/14/72.

SHANE PAHUKOA, Safety, Washington... 6-2, 202... signed as a rookie free agent for 1993, was waived 8/24... signed to the practice squad 12/13 where he spent the final three games of the season, re-signed as a free agent 4/28/94... was a second-team all-PAC Ten choice in each of his final two seasons for the Huskies... attended Marysville-Pilchuck High School in Marysville, Washington... brother, Jeff, is an offensive lineman with the Rams... born 11/25/70 at Vancouver, Wash.

STEVE RHEM, Wide Receiver, Minnesota... 6-2, 212... attended Rowan College in 1993 but did not play... was enrolled at Arkansas-Moniceo in 1992... was at Northeast Louisiana in 1991 but did not play under NCAA transfer rules... played in 10 games at the University of Minnesota in 1989, his only year of college ball... caught 12 passes for 253 yards and a TD, and rushed for 122 yards and a TD on 16 attempts that year... attended Vanguard High School in Ocala, Florida... signed with the Saints as a free agent in 1994... born 11/9/71 at Ocala, Fla.

TOM RICKETTS, Tackle/Guard, Pittsburgh... 6-5, 305... played in three games with Kansas City in 1993, was released 12/28/93... originally the first-round draft choice of Pittsburgh (24th overall, 6th offensive lineman) in 1989... played in 42 games, including 13 starts, at both guard and tackle for the Steelers from 1989-91... played in both playoff contests in 1989... missed four games in '89 with a foot and ankle sprain, spent the final two weeks of '91 on injured reserve with a groin injury... was released by the Steelers in 1992 training camp, signed by Indianapolis seven weeks into the season, and played in eight games for the Colts, including two starts at right guard... was waived by Colts prior to regular season finale... overall has played in 50 NFL regular season games with 15 starts... was a three-year starter at left tackle for the Panthers... holds degree in communications... attended Franklin Regional High School in Murrysville, Pennsylvania, and was an all-state pick as a senior... married (Sandy) with son (Thomas)... born 11/21/65 at Murrysville, Pa.



BARON ROLLINS, Guard, Louisiana Tech... 6-4, 335... went to camp with Atlanta as a rookie free agent in 1993, spent all season on the Falcons' practice squad... was signed to Dallas' practice squad for the playoffs... started nine games at right guard in his final year for the Bulldogs... played defensive tackle his first two years of college... was a three-time all-district choice, and an all-state pick as a senior at Winnsboro (La.) High School... signed by the Saints as a free agent in 1994... born 7/23/70.

TOM ROTH, Center/Guard, Southern Illinois... 6-5, 285... was originally drafted by the Raiders in the 12th-round in 1992... was released in camp in '92, spent last season on the Raiders' practice squad... played tight end as a freshman at SIU before moving to the offensive line where he was an all-conference selection as a senior when he started every game at right tackle... lettered in football, wrestling and baseball at Marquette High School in Godfrey, Illinois... played tight end, defensive end and safety for the football team... signed with the Saints as a free agent in 1994... born 9/19/68 at Alton, Illinois.

MIKE STONEBREAKER, Linebacker, Notre Dame... 6-0, 235... went to camp with Atlanta in 1993, was released... was originally Chicago's ninth-round draft choice in 1991... played in all 16 games for the Bears in '91, was released in 1992 training camp... recorded eight tackles on defense and 10 on special teams, where he saw a majority of his action during rookie season... was a Kodak first-team All-America choice as a senior at Notre Dame... was a two-time all-state choice at John Curtis High School in River Ridge, Louisiana, where he was a member of state championship teams each of his final three years... Patriots garnered a 59-1 record during his four years... father, Steve, was a linebacker in the NFL, including 1967-68 with the Saints... signed with the Saints as a free agent in 1994... born 1/14/67 at Baltimore, Maryland.

SCOTT SZEREDY, Kicker, Texas... 6-1, 225... the left-footed kicker transferred to Texas after he was a JUCO All-America at Fullerton (Calif.) Junior College in 1991... also played soccer for two years at Fullerton... was a first-team All-SWAC selection each of his two years for the Longhorns, when he combined to convert 32 of 43 field goals (74.4%), including a long of 56... tallied 157 points in his two seasons... earned all-league honors in football and soccer at Sonora High School in La Habra, California... signed with the Saints as a free agent in 1994... born 5/27/71 at Santa Ana, Calif.

FRANKLIN THOMAS, Tight End, Grambling State... 6-3, 262... originally drafted by Detroit in the seventh-round (178th overall) in 1991, was released in camp... played with Barcelona of the World League in 1992... attended McDonogh High School in New Orleans... signed with the Saints as a free agent in 1994... born 4/22/68 at New Orleans.

ED TILLISON, Fullback, Northwest Missouri, 5-10, 229... originally drafted by Detroit in the 11th-round in 1992... played in six games for the Lions in '92, rushed for 22 yards on four carries... attended Pearl River (Louisiana) High School... signed with the Saints as a free agent in 1994... born 2/12/69 at Slidell, La.

SEAN WASHINGTON, Cornerback, Rice... 5-10, 182... was a three-year starter at left cornerback for the Owls... spent freshman year of 1989 at Purdue before transferring... was an all-state pick as a senior at Waltrip High School in Houston, Texas, where he also lettered in track... signed with the Saints as a free agent in 1994... born 5/25/71 at Houston, Texas.



WILLIE WILLIAMS, Tackle, Louisiana State... 6-6, 295... was released by the Cardinals in 1993 training camp... originally selected by Arizona in the ninth round of the 1990 supplemental draft... spent all of '90 on the Cards' developmental squad, made switch from tight end to offensive line during 1991 offseason... played in all 16 games, including three starts at both tackle and guard in '91... caught a 3-yard touchdown pass from Stan Gelbaugh as a tackle-eligible, vs. Philadelphia 11/24... spent all of 1992 on injured reserve with a knee injury sustained during pre-season... served primarily as a blocking tight end in his three years for the Tigers... lettered in football, basketball and track at Phyllis Wheatley High School in Houston, Texas... led the state of Texas in rebounding as a senior... signed with the Saints as a free agent in 1994... single... born 8/6/67 at Houston.

RAY WILSON, Safety, New Mexico... 6-2, 202... played two years at New Mexico after transferring from Pearl River Junior College in Poplarville, Mississippi... was a first team All-WAC pick as a senior when he led the conference with 157 tackles... attended Mosley High School in Panama City, Florida... signed with the Saints as a free agent in 1994... born 8/26/71 at Panama City, Fla.

JIMMY YOUNG, Cornerback, Purdue... 5-11, 188... was a first-team All-Big 10 choice in 1993 and 1991, and a second-team selection in '92 for the Boilermakers... led the Big 10 in passes defended in 1992 with 14, tied for second in 1993 with nine... played slotback as a freshman in 1990 in run-n-shoot offense... played in the Blue-Gray Game following senior season... was an all-state performer at Union (New Jersey) High School, where he also lettered in basketball... signed with the Saints as a free agent in 1994... born 2/16/71 at Union, N.J.

NEW ORLEANS SAINTS ON MONDAY NIGHT FOOTBALL (6-10)

- Sep. 25, 1972 — Kansas City 20, New Orleans 17, at New Orleans (70,793)
- Sep. 24, 1973 — Dallas 40, New Orleans 3, at Dallas (52,715)
- Nov. 25, 1974 — Pittsburgh 28, New Orleans 7, at New Orleans (71,907)
- Dec. 3, 1979 — Oakland 42, New Orleans 35, at Superdome (65,541)
- Nov. 24, 1980 — L.A. Rams 27, New Orleans 7, at Superdome (53,448)
- Nov. 21, 1983 — N.Y. Jets 31, New Orleans 28, at Superdome (68,606)
- Nov. 19, 1984 — New Orleans 27, Pittsburgh 24, at Superdome (66,005)
- Oct. 3, 1988 — New Orleans 20, Dallas 17, at Superdome (68,474)
- Nov. 6, 1989 — San Francisco 31, New Orleans 13, at S.F. (60,667)
- Dec. 18, 1989 — New Orleans 30, Philadelphia 20, at Superdome (59,218)
- Sep. 10, 1990 — San Francisco 13, New Orleans 12 at Superdome (68,629)
- Dec. 31, 1990 — New Orleans 20, L.A. Rams 17 at Superdome (68,647)
- Dec. 16, 1991 — New Orleans, 27, L.A. Raiders 0 at Superdome (68,625)
- Nov. 23, 1992 — New Orleans 20, Washington 3 at Superdome (68,591)
- Nov. 22, 1993 — San Francisco 42, New Orleans 7 at S.F. (66,500)
- Dec. 20, 1993 — New York Giants 24, New Orleans 14 at Superdome (69,036)



1993 GAME SUMMARIES

SAINTS 33, OILERS 21

September 5 at Superdome (69,029)

The Oilers scored on the first series of the game, one which covered 80 yards on 11 plays and used 6:13 of the clock. Rickey Jackson stripped the ball from Ernest Givins on Houston's next series, and from Jimmy Spencer returned the fumble to the Oilers' 41 Jimmy Spencer returned the fumble to the Oilers' 41 Dalton Hilliard's TD run 4:22 into the second quarter capped a 10-play, 74-yard drive. New Orleans traveled 65 yards from their own 15 just before the half, leading to an Andersen field goal with 1:01 to play in the opening half. The Saints got to the Oilers' 1 on the initial series of the second half, but had to settle for another Andersen 3-pointer. Toi Cook intercepted a Warren Moon pass at the Saints' 39 four plays later, setting up Andersen's fourth field goal of the night, with 11 seconds to play in the third quarter. On the sixth play of the fourth quarter, Sam Mills jarred the ball loose from Warren Moon, and Frank Warren picked it up and ran untouched into the end zone. Vince Buck caused Moon to fumble on Houston's next series, and Cook recovered at the Oilers' 6 to set up a Derek Brown TD run two plays later. Houston added a pair of touchdowns in the final 5:35 of the game.

Houston.....	7	0	0	14—21
New Orleans.....	3	10	6	14—33

SCORING

Hou. — Jeffries 6 pass from Moon (Del Greco kick)
 N.O. — Andersen 28 field goal
 N.O. — Hilliard 2 run (Andersen kick)
 N.O. — Andersen 37 field goal
 N.O. — Andersen 18 field goal
 N.O. — Andersen 47 field goal
 N.O. — Warren 47 fumble return (Andersen kick)
 N.O. — Brown 2 run (Andersen kick)
 Hou. — Carlson 1 run (Del Greco kick)
 Hou. — Robertson 80 fumble return (Del Greco kick)

TEAM STATISTICS

	Houston	New Orleans
First Downs	21	21
Total Net Yards	405	346
Rushes-Yards	18-70	30-142
Net Yards Passing	335	204
Passes	45-27-1	25-16-0
QB Sacked-Yards	4-34	2-2
Punts	2-37	2-46
Fumbles-Lost	4-4	1-1
Penalties-Yards	13-84	6-61
Time of Possession	29:26	30:34

RUSHING

Houston — White 15-59; Carlson 2-9, 1 TD; Givins 1-2; New Orleans — Neal 13-89; Brown 12-52, 1 TD; Hilliard 2-3, 1 TD; McAfee 3-(-2).

PASSING

Houston — Moon 21-32-1, 241 yds, 1 TD; Carlson 6-13-0, 128 yds.
 New Orleans — Wilson 16-25-0, 206 yds.

RECEIVING

Houston — Jeffries 7-85, 1 TD; Givins 7-78; White 5-31; Duncan 4-90; Slaughter 4-85.
 New Orleans — Martin 7-111; Brown 3-28; Hilliard 3-23; Early 2-27; Brenner 1-17.

SAINTS 34, FALCONS 31

September 12 at Georgia Dome (64,287)

The Saints scored on their first play from scrimmage, 3:15 into the game, and Morten Andersen booted his NFL-record 25th straight field goal less than six minutes later. The Falcons scored their first touchdown of the day two minutes into the second quarter following an interception and a 38-yard pass with interference penalty, but the Saints responded with touchdowns on their next two possessions. Atlanta came back with a field goal 1:01 prior to halftime, but the Saints came out and scored on the first series of the second half. Bobby Hebert replaced Chris Miller at quarterback for the Falcons in the third quarter, and threw three fourth-quarter touchdowns in a 10-minute span to tie the game. Two plays after Andersen missed a 50-yard field goal with 58 seconds to play, Renaldo Turnbull stripped the ball from Hebert and recovered at the Falcons' 32. Two plays later, Andersen connected on his 15th career game-winning field goal, and his third straight against Atlanta. The Saints finished with a club-record 557 total yards. Wade Wilson was named NFC Offensive Player-of-the-Week. Turnbull had two sacks for New Orleans.

New Orleans.....	10	14	7	3—34
Atlanta.....	0	10	0	21—31

SCORING

N.O. — Neal 74 run (Andersen kick)
 N.O. — Andersen 27 field goal
 Atl. — Pegram 1 run (Johnson kick)
 N.O. — Early 42 pass from Wilson (Andersen kick)
 N.O. — Early 18 pass from Wilson (Andersen kick)
 Atl. — Johnson 20 field goal
 N.O. — Smith 1 pass from Wilson (Andersen kick)
 Atl. — Haynes 4 pass from Hebert (Johnson kick)
 Atl. — Haynes 98 pass from Hebert (Johnson kick)
 Atl. — Pritchard 3 pass from Hebert (Johnson kick)
 N.O. — Andersen 44 field goal

TEAM STATISTICS

	New Orleans	Atlanta
First Downs	24	21
Total Net Yards	557	375
Rushes-Yards	31-227	20-78
Net Yards Passing	330	297
Passes	34-22-1	33-20-1
QB Sacked-Yards	2-11	4-31
Punts	4-39.8	6-42.5
Fumbles-Lost	1-0	1-1
Penalties-Yards	8-82	7-60
Time of Possession	33:28	26:32

RUSHING

New Orleans — Neal 8-86, 1 TD; Brown 18-82; Wilson 2-53; Hilliard 3-6.
 Atlanta — Dickerson 17-77; Pegram 3-1, 1 TD.

PASSING

New Orleans — Wilson 22-34-1, 341 yds, 3 TDs.
 Atlanta — Miller 6-15-1, 85 yds; Hebert 14-18-0, 243 yds, 3 TDs

RECEIVING

New Orleans — Martin 4-91; Newman 3-61; Brenner 3-48; Brown 3-36; Hilliard 3-26; Dowdell 3-18; Early 2-60, 2 TDs; Smith 1-1, 1 TD.
 Atlanta — Haynes 7-182, 2 TDs; Rison 5-65; Pritchard 4-29; Dickerson 2-41; Hill 2-11.

SAINTS 14, LIONS 3

September 19 at Superdome (69,039)

Jason Hanson gave the Lions the initial lead, 4:40 into the second quarter, following a scoreless first quarter in which the two teams combined for just five first downs. The Saints answered on their next series with a 10-play, 73-yard scoring drive which was kept alive by a pair of key third down conversions, an 11-yard run by Dalton Hilliard from the Saints' 44, and a 12-yard completion from Wade Wilson to Torrance Small from the Lions' 29. New Orleans increased their lead with 5:14 to play in the third quarter, three plays after Renaldo Turnbull stripped the ball from Rodney Peete, and Rickey Jackson recovered at the Lions' 18. Detroit never made it to the Saints' end of the field in the second half. With the exception of their lone scoring drive, they did not run a play from the other side of the 50 the entire game. The Saints registered five sacks, including three by Turnbull, who also forced three fumbles. Rickey Jackson tallied six tackles and two fumble recoveries.

Detroit.....	0	3	0	0—3
New Orleans.....	0	7	7	0—14

SCORING

Det. — Hanson 41 field goal
 N.O. — Brenner 17 pass from Wilson (Andersen kick)
 N.O. — Martin 12 pass from Wilson (Andersen kick)

TEAM STATISTICS

	Detroit	New Orleans
First Downs	9	16
Total Net Yards	170	258
Rushes-Yards	21-84	35-172
Net Yards Passing	86	86
Passes	15-22-0	11-22-0
QB Sacked-Yards	5-30	2-13
Punts	7-43.3	7-37.9
Fumbles-Lost	3-2	2-1
Penalties-Yards	5-35	4-25
Time of Possession	26:32	33:28

RUSHING

Detroit — Sanders 16-76; Peete 3-8; Ware 1-1; Moore 1-(-1).
 New Orleans — Brown 25-125; Ned 4-19; Hilliard 4-16; Wilson 2-12.

PASSING

Detroit — Peete 12-17-0, 99 yds; Ware 3-5-0, 17 yds.
 New Orleans — Wilson 11-22-0, 99 yds, 2 TDs.

RECEIVING

Detroit — Sanders 5-25; Moore 4-42; Green 3-17; Periman 2-26; Holman 1-6.
 New Orleans — Early 3-20; Martin 2-27, 1 TD; Small 2-19; Brenner 1-17, 1 TD; Brown 1-6; Ned 1-6; Hilliard 1-4.



SAINTS 16, 49ERS 13

September 26 at Superdome (69,041)

Vaughan Johnson stripped the ball from John Taylor and Toi Cook recovered at the 49ers' 33, leading to the first points of the game, at the 8:17 mark of the first quarter. A Derek Brown scoring run 3:29 into the second quarter capped a 10-play, 68-yard drive. The 49ers responded on their next series with a Mike Cofer field goal. San Francisco evened the count on their first possession of the second half. The Saints regained the lead with 2:30 to play in the third quarter, before San Francisco tied it up again, with just 1:14 remaining in the game. The 49ers had a chance to take the lead, but were stopped on a third-and-7 from the Saints' 12. The Saints got the ball back at their own 23 with 1:08 to play and traveled to the 49ers' 32 before Morten Andersen came on to kick the 16th game-winning field goal of his career, with five seconds left. LB Vaughan Johnson recorded a career-high 22 tackles, including a sack and a forced fumble, and was named NFC Defensive Player-of-the-Week. LB Rickey Jackson had seven tackles, including two sacks.

San Francisco.....	0	3	7	3—13
New Orleans.....	3	7	3	3—16

SCORING

N.O. — Andersen 33 field goal
 N.O. — Brown 1 run (Andersen kick)
 S.F. — Cofer 34 field goal
 S.F. — Logan 23 run (Cofer kick)
 N.O. — Andersen 39 field goal
 S.F. — Cofer 30 field goal
 N.O. — Andersen 49 field goal

TEAM STATISTICS

	San Francisco	New Orleans
First Downs	19	17
Total Net Yards	339	264
Rushes-Yards	32-176	24-103
Net Yards Passing	163	161
Passes	22-30-1	18-32-0
QB Sacked-Yards	5-31	1-9
Punts	2-46	4-42.3
Fumbles-Lost	1-1	0-0
Penalties-Yards	5-20	6-37
Time of Possession	32:34	27:26

RUSHING

San Francisco — Watters 25-135; Logan 2-26, 1 TD; Young 5-15.
 New Orleans — Brown 21-88; Wilson 1-8; Muster 2-7.

PASSING

San Francisco — Young 22-30-1, 194 yds.
 New Orleans — Wilson 18-32-0, 170 yds.

RECEIVING

San Francisco — Rice 7-95; Jones 5-51; Logan 5-23; Watters 2-8; Taylor 2-6; Turner 1-11.
 New Orleans — Martin 4-44; Brown 3-16; Hilliard 3-12; Small 2-26; Early 2-18; Muster 2-14; Brenner 1-27; Newman 1-13.



SAINTS 37, RAMS 6

October 3 at Anaheim Stadium
(50,709)

The Saints scored on their first possession of the game, a 6-play, 63-yard drive. They came back on their next series and extended the lead with 4:27 to play in the first quarter, before the Rams got on the board with three seconds to play in the opening period. Andersen hit another three-pointer with 5:02 to play in the first half. Los Angeles retaliated with another field goal, with 5:39 to play in the third quarter. Tommy Barnhardt's 18-yard run on a fake punt on the next series led to an Andersen field goal with 1:30 left in the third quarter. Rickey Jackson stripped the ball from Jim Everett with the Rams at the Saints' 34 early in the fourth quarter. Five plays later a Wade Wilson pass was tipped by the Rams Anthony Newman into the hands of Patrick Newman for his first career TD. Tyrone Hughes scored his first NFL TD, the first punt return for a TD by a Saint since the opening game of 1989, with 8:56 to play. Derrick Ned accounted for his initial NFL TD with 1:10 remaining.

New Orleans.....	10	3	3	21	— 37
Los Angeles.....	3	0	3	0	— 6

SCORING

N.O. — Brown 15 pass from Wilson (Andersen kick)
 N.O. — Andersen 48 field goal
 L.A. — Zendejas 53 field goal
 N.O. — Andersen 25 field goal
 L.A. — Zendejas 37 field goal
 N.O. — Andersen 43 field goal
 N.O. — Newman 30 pass from Wilson (Andersen kick)
 N.O. — Hughes 74 punt return (Andersen kick)
 N.O. — Ned 35 run (Andersen kick)

TEAM STATISTICS

	New Orleans	Los Angeles
First Downs	17	17
Total Net Yards	359	256
Rushes-Yards	32-154	30-127
Net Yards Passing	205	129
Passes	25-15-0	34-13-2
QB Sacked-Yards	0-0	3-20
Punts	3-46.3	6-41.3
Fumbles-Lost	1-1	1-1
Penalties-Yards	7-40	1-10
Time of Possession	30:03	29:57

RUSHING

New Orleans — Brown 14-57; Ned 1-35, 1 TD; McAfee 7-25; Muster 6-19; Barnhardt 1-18; Wilson 3-0.
 Los Angeles — Bettis 22-102; Gary 4-13; White 2-10; Everett 2-2.

PASSING

New Orleans — Wilson 15-25-0, 205 yds, 2 TDs.
 Los Angeles — Everett 10-25-1, 126 yds; Pangel 3-9-1, 23 yds.

RECEIVING

New Orleans — Early 4-64; Brenner 3-28; Hilliard 3-14; Brown 2-26, 1 TD; Martin 1-30; Newman 1-30, 1 TD; Small 1-13.
 Los Angeles — Gary 3-36; Ellard 2-32; Anderson 2-27; Lester 2-17; McNeal 2-13; Lofton 1-16; Drayton 1-8.

STEELERS 37, SAINTS 14

October 17 at Three Rivers Stadium
(56,056)

Rod Woodson picked off a Wade Wilson pass and returned for a touchdown on the Saints' second offensive play of the game. Woodson intercepted another Wilson pass, at the Saints' 20 with 9:05 to play in the first quarter, leading to a Neil O'Donnell to Barry Foster TD on the next play from scrimmage. Gary Anderson hit a field goal 5:49 into the second quarter, and Foster scored Pittsburgh's third TD of the day with 2:29 left in the first half. Anderson converted field goals on the Steelers' second and third possessions of the second half. Pittsburgh's final TD of the game came when a Mike Tomczak pass was tipped by Vaughan Johnson into the hands of Eric Green. Backup QB Mike Buck led the Saints to a pair of TDs on the final two series of the game to avert the Saints' first shutout in 151 games. The Steelers became the first team to rush for 200 yards against the Saints since the 14th game of the 1988 season.

New Orleans.....	0	0	0	14	— 14
Pittsburgh.....	14	10	6	7	— 37

SCORING

Pit. — Woodson 63 interception return (Anderson kick)
 Pit. — Foster 20 pass from O'Donnell (Anderson kick)
 Pit. — Anderson 40 field goal
 Pit. — Foster 1 run (Anderson kick)
 Pit. — Anderson 22 field goal
 Pit. — Anderson 29 field goal
 Pit. — Green 26 pass from Tomczak (Anderson kick)
 N.O. — Small 3 pass from Buck (Anderson kick)
 N.O. — Early 63 pass from Buck (Anderson kick)

TEAM STATISTICS

	New Orleans	Pittsburgh
First Downs	11	22
Totals Net Yards	264	393
Rushes-Yards	17-49	47-201
Net Yards Passing	215	192
Passes	16-34-3	15-29-1
QB Sacked-Yards	5-34	1-11
Punts	9-46.2	6-34.7
Fumbles-Lost	2-2	3-2
Penalties-Yards	4-25	2-9
Time of Possession	22:45	37:15

RUSHING

New Orleans — Wilson 3-27; Brown 10-7; Hilliard 1-5; McAfee 1-5; Muster 2-5.
 Pittsburgh — Thompson 16-101; Foster 21-75, 1 TD; Worley 5-15; Hoge 3-7; Stone 1-4; Tomczak 1-11.

PASSING

New Orleans — Wilson 6-23-3, 85 yds; Buck 10-11-0, 164 yds, 2 TDs.
 Pittsburgh — O'Donnell 12-25-1, 137 yds; 1 TD; Tomczak 3-4-0, 66 yds, 1 TD.

RECEIVING

New Orleans — Martin 5-75; Small 4-34, 1 TD; Early 3-92, 1 TD; Smith 1-23; Ned 1-10; Brown 1-9; Turner 1-6.
 Pittsburgh — Thompson 4-23; Stone 3-53; Green 3-52, 1 TD; Foster 3-35, 1 TD; Cooper 1-24; Thigpen 1-16.

FALCONS 26, SAINTS 15

October 24 at Superdome (69,043)

The Saints scored on their second series of the game, but Atlanta responded with a field goal 2:04 into the second quarter to cap a 12-play, 77-yard drive. On the next play from scrimmage, Deion Sanders intercepted a Wade Wilson pass and returned it 37 yards to the Saints' 5. The Falcons capitalized two plays later with a Bobby Hebert to Andre Rison scoring strike. The Falcons needed just two plays on their next possession to take a 14-point lead. A Tony Smith 24-yard punt return to the Saints' 32 and a 23-yard completion from Hebert to Rison preceded the TD pass to Michael Haynes. The Saints put together a 12-play, 46-yard drive that got as far as the Falcons' 9 just before the half, but had to settle for a Morten Anderson field goal with 19 seconds to play. The Falcons added three more points on a Norm Johnson field goal that culminated a 12-play, 45-yard drive on Atlanta's initial series of the second half. The Saints needed just three plays on the next series to drive 76 yards towards a Wade Wilson to Quinn Early TD pass, but Johnson answered with his third field goal of the game, 2:54 into the final frame. Darnell Walker picked off a Wilson pass two plays later at the Saints' 41, leading to another Johnson field goal. The Saints got as far as the Falcons' 10 twice in the fourth quarter but could not capitalize on either occasion.

Atlanta.....	0	17	3	6	— 26
New Orleans.....	3	3	7	2	— 15

SCORING

N.O. — Andersen 40 field goal
 Atl. — Johnson 19 field goal
 Atl. — Rison 5 pass from Hebert (Johnson kick)
 Atl. — Haynes 9 pass from Hebert (Johnson kick)
 N.O. — Andersen 27 field goal
 Atl. — Johnson 32 field goal
 N.O. — Early 23 pass from Wilson (Andersen kick)
 Atl. — Johnson 38 field goal
 Atl. — Johnson 30 field goal
 N.O. — Safety, Alexander run out of end zone by Stowers

TEAM STATISTICS

	Atlanta	New Orleans
First Downs	17	16
Total Net Yards	279	321
Rushes-Yards	39-123	12-47
Net Yards Passing	156	274
Passes	13-18-0	27-45-2
QB Sacked-Yards	1-7	1-3
Punts	3-46.3	4-44
Fumbles-Lost	2-0	0-0
Penalties-Yards	6-39	11-72
Time of Possession	36:27	23:33

RUSHING

Atlanta — Pegram 34-123; Tolliver 1-7; Hebert 3-0; Alexander 1-7.
 New Orleans — Brown 9-20; Wilson 1-20; Ned 1-7; Muster 1-0.

PASSING

Atlanta — Tolliver 0-2-0; Hebert 13-16-0, 163 yds; 2 TDs.
 New Orleans — Wilson 27-45-2, 277 yds; 1 TD.

RECEIVING

Atlanta — Rison 5-61, 1 TD; Haynes 4-47, 1 TD; Lyons 2-18; Hill 1-27; Pritchard 1-10.
 New Orleans — Early 8-94, 1 TD; Small 5-55; Ned 5-45; Martin 3-29; Hilliard 3-14; Newman 2-8; Muster 1-31.



SAINTS 20, CARDINALS 17

October 31 at Sun Devil Stadium
(36,778)

The Saints scored on their first series of the game following an 8-play, 66-yard drive. The Cards came back on their next possession with a Greg Davis field goal to cap a 13-play, 52-yard drive that got as far as the Saints' 3. One play later, Robert Massey stripped the ball from Quinn Early, and Anebas Williams picked it up and raced untouched into the end zone. Williams scored for the second time on the day, with 5:14 to play in the first half, when he snared a Wade Wilson pass and scampered 46 yards. Morten Andersen brought the Saints to within a touchdown with a field goal 6:13 into the third quarter. Davis missed wide right on a 49-yard attempt on the second play of the fourth quarter, and the Saints responded with a 6-play, 69-yard drive that ended in the game-tying touchdown. Gene Atkins intercepted a Chris Chandler pass three plays later and returned it 37 yards to the Cards' 23 to set up Morten Andersen's 17th game-winning field goal of his career. The Saints stopped Phoenix on three plays on their next possession, and were able to run out the final 6:36 with four first downs, including 25 yards rushing by Dalton Hilliard. Renaldo Turnbull recorded three sacks for the Saints, while Rickey Jackson became the club's alltime leader in games played with 187.

New Orleans.....	7	0	3	10	— 20
Phoenix.....	10	7	0	0	— 17

SCORING

N.O. — Muster 1 run (Andersen kick)
 Pho. — Davis 28 field goal
 Pho. — Williams 20 fumble return (Davis kick)
 N.O. — Williams 46 interception return (Davis kick)
 N.O. — Andersen 48 field goal
 N.O. — Early 25 pass from Wilson (Andersen kick)
 N.O. — Andersen 38 field goal

TEAM STATISTICS

	New Orleans	Phoenix
First Downs	18	10
Total Net Yards	272	143
Rushes-Yards	32-96	25-89
Net Yards Passing	176	54
Passes	16-27-1	14-26-1
QB Sacked-Yards	2-10	6-38
Punts	6-44.7	7-48.9
Fumbles-Lost	1-1	3-1
Penalties-Yards	6-42	6-60
Time of Possession	30:12	29:48

RUSHING

New Orleans — Brown 14-32; Hilliard 5-25; Muster 7-23, 1 TD; Wilson 6-16.
 Phoenix — Moore 20-72; Bailey 3-15; Centers 1-1; Chandler 1-1.

PASSING

New Orleans — Wilson 16-27-1, 186 yds, 1 TD.
 Phoenix — Beuerlein 7-9-0, 52 yds; Chandler 7-17-1, 40 yds.

RECEIVING

New Orleans — Hilliard 4-45; Martin 3-53; Early 3-38, 1 TD; Muster 3-34; Newman 1-9; Smith 1-5; Brown 1-2.
 Phoenix — Bailey 4-6; Proehl 3-24; Centers 2-21; Rolle 2-12; Hill 2-8; Edwards 1-2.



PACKERS 19, SAINTS 17

November 14 at Superdome (69,043)

The Packers accounted for the first points of the game on a Chris Jacke field goal with 11 seconds to play in the first quarter. The score came as a result of a Leroy Butler interception. Saints RB Derek Brown broke loose for a 60-yard run on the first play of the second quarter, setting up a touchdown pass from Wade Wilson to Quinn Early three plays later. On the Saints' next possession, George Teague recovered a Marcus Dowdell fumble at the Saints' 16, leading to a Brett Favre to Jackie Harris scoring pass six plays later. Morten Andersen missed a 53-yard field goal attempt with 48 seconds to play in the first half, but on the next play from scrimmage, Rickey Jackson stripped the ball from Favre and Wayne Martin recovered at the Packers' 26. Three plays later, Wilson hit Dowdell for his first career TD reception, with 16 seconds to go in the opening half. Jacke's second field goal of the game capped a 12-play, 46-yard drive on the Packers' first series of the second half, which was set up by a Robert Brooks' 45-yard kickoff return to the Saints' 49. Jacke hit another 3-pointer, 6:59 into the fourth quarter, four plays after Johnny Holland intercepted a Wade Wilson pass and returned it to the Saints' 30. Fred McAfee returned the ensuing kickoff 55 yards to set up a Morten Andersen field goal with 3:38 on the clock. Green Bay could manage only a first down on their next series, but stopped the Saints on three successive plays to regain possession at their own 25. Favre hit Sterling Sharpe for a 54-yard completion to set by Jacke's fourth field goal of the game, with three seconds to play. Rickey Jackson led the Saints' defense with eight tackles and three sacks. Reggie White had two sacks for Green Bay.

Green Bay	3	7	3	6-19
New Orleans	0	0	0	3-17

SCORING

G.B. — Jacke 38 field goal
 N.O. — Early 24 pass from Wilson (Andersen kick)
 G.B. — Harris 1 pass from Favre (Jacke kick)
 N.O. — Dowdell 11 pass from Wilson (Andersen kick)
 G.B. — Jacke 20 field goal
 G.B. — Jacke 44 field goal
 N.O. — Andersen 27 field goal
 G.B. — Jacke 36 field goal

TEAM STATISTICS

	Green Bay	New Orleans
First Downs	13	19
Total Net Yards	194	329
Rushes-Yards	21-69	35-157
Net Yards Passing	125	172
Passes	18-32-0	20-29-2
QB Sacked-Yards	6-25	5-25
Punts	5-50.2	3-42
Fumbles-Lost	2-1	4-3
Penalties-Yards	5-33	4-42
Time of Possession	26:36	33:24

RUSHING

Green Bay — Bennett 6-25; Favre 5-24; Thompson 9-20; Wilson 1-0.
 New Orleans — Brown 21-106; Muster 9-22; Hilliard 2-15; Wilson 3-14.

PASSING

Green Bay — Favre 18-32-0, 150 yds, 1 TD.
 New Orleans — Wilson 20-29-2, 197 yds, 2 TDs.

RECEIVING

Green Bay — Sharpe 6-79; Harris 4-25, 1 TD; Thompson 3-18; Brooks 2-16; Clayton 1-9; West 1-7; Bennett 1-4).
 New Orleans — Martin 7-70; Dowdell 3-28, 1 TD; Smith 3-23; Brown 3-19; Early 2-35; Muster 1-11; Turner 1-11.

49ERS 42, SAINTS 7

November 22 at Candlestick Park (68,496)

San Francisco scored its first points of the game, 6:54 into the first quarter. The Saints traveled to the 49ers' 12 two possessions later, following a Gene Atkins' fumble recovery, but Tim McDonald intercepted a Wade Wilson pass. Merton Hanks picked off his second pass of the game on the Saints' next series, and returned it 27 yards to the Saints' 22. The 49ers took a 14-point advantage on the next play from scrimmage. That one-play scoring drive was the first of five straight in which San Francisco notched a touchdown, giving them a 42-0 lead by the 5:54 mark of the third quarter. The Saints avoided their first shutout in 155 games when Mike Buck connected with Floyd Turner with just 1:48 to play. The score capped a 6-play, 85-yard drive. The 49ers compiled 219 yards rushing, the most against the Saints since the first game of the 1986 season, Jim Mora's first game as head coach.

New Orleans	0	0	0	7-7
San Francisco	7	21	14	0-42

SCORING

S.F. — Hanks 67 interception return (Cofor kick)
 S.F. — Taylor 22 pass from Young (Cofor kick)
 S.F. — Rice 11 pass from Young (Cofor kick)
 S.F. — Young 7 run (Cofor kick)
 S.F. — Logan 5 run (Cofor kick)
 S.F. — Rice 14 pass from Young (Cofor kick)
 N.O. — Turner 6 pass from Buck (Andersen kick)

TEAM STATISTICS

	New Orleans	San Francisco
First Downs	17	25
Rushes-Yards	23-119	38-219
Net Yards Passing	142	236
Passes	16-30-4	17-25-0
QB Sacked-Yards	4-26	2-8
Punts	6-42.3	2-37.5
Fumbles-Lost	1-0	1-1
Penalties-Yards	2-20	2-19
Time of Possession	27:49	32:11

RUSHING

New Orleans — Muster 6-38; McAfee 7-33; Brown 5-27; Wilson 1-11; Need 3-10; Hilliard 1-0.
 San Francisco — Watters 16-116; Rathman 5-39; Young 3-34, 1 TD; Lee 5-10; Bono 4-8; Logan 2-7, 1 TD; Carter 3-5.

PASSING

New Orleans — Wilson 6-15-3, 46 yds; Buck 10-15-1, 122 yds, 1 TD.
 San Francisco — Young 14-21-0, 205 yds, 3 TDs; Bono 3-4-0, 39 yds.

RECEIVING

New Orleans — Turner 5-47, 1 TD; Muster 3-21; Early 2-48; Hilliard 2-11; Smith 1-19; Martin 1-12; Need 1-7; McAfee 1-3.
 San Francisco — Taylor 6-90, 1 TD; Rice 4-62, 2 TDs; Jones 4-53; Singleton 2-28; Williams 1-11.

SAINTS 17, VIKINGS 14

November 28 at Hubert H. Humphrey Metrodome (53,030)

Each team scored on their first possession of the game. The Saints drive consumed 76 yards in 12 plays, and was kept alive by a Fred McAfee 4-yard run on a fourth-and-1 from the Saints' 49. A Quinn Early 26-yard run on the next play put the Saints at the Vikings' 16. Minnesota's march, which covered 80 yards in nine plays, was highlighted by a 34-yard completion from Sean Salisbury to Cris Carter to the Saints' 35. The score remained that way until Salisbury and Carter combined for a scoring strike with six seconds to play in the third quarter, five plays after Chris Dolesman recovered a Derrick Ned fumble at the Saints' 18. Tyrone Hughes tied the contest on the ensuing kickoff when he became the first Saint to score a touchdown off a kickoff since December 3, 1989. The Saints used a 14-yard completion from Wade Wilson to Irv Smith, and runs of 28 and 27 yards by Wilson and Fred McAfee, respectively, to move from their own 20 to the Vikings' 11 on their next series. Those three plays set up a Morten Andersen field goal with 10:06 to play. The Saints' defense thwarted Minnesota on their next two possessions, before the Vikings moved to the Saints' 25 with 1:02 to play following a 37-yard completion from Salisbury to Clady Ismail. Fuad Reveiz hit a 41-yard field goal four plays later, but Fred Strickland was called for holding, and Reveiz's 51-yard try with 39 seconds to play was blocked by Jim Wilks.

New Orleans	7	0	7	3-17
Minnesota	7	0	7	0-14

SCORING

N.O. — McAfee 3 run (Andersen kick)
 Minn. — Jordan 14 pass from Salisbury (Revez kick)
 Minn. — C. Carter 7 pass from Salisbury (Revez kick)
 N.O. — Hughes 99 kickoff return (Andersen kick)
 N.O. — Andersen 24 field goal

TEAM STATISTICS

	New Orleans	Minnesota
First Downs	15	16
Total Net Yards	254	288
Rushes-Yards	32-154	32-106
Net Yards Passing	100	182
Passes	13-20-2	16-26-1
QB Sacked-Yards	2-11	4-26
Punts	5-45.2	7-44.7
Fumbles-Lost	2-1	0-0
Penalties-Yards	2-10	5-35
Time of Possession	29:52	30:08

RUSHING

New Orleans — McAfee 21-70, 1 TD; Wilson 4-44; Early 1-26; Hilliard 3-7; Muster 3-7.
 Minnesota — Smith 24-94; Word 6-10; Craig 1-1; Salisbury 1-1.

PASSING

New Orleans — Wilson 13-20-2, 111 yds.
 Minnesota — Salisbury 16-26-1, 208 yds, 2 TDs.

RECEIVING

New Orleans — Martin 5-61; Smith 4-45; Hilliard 2-5; Brenner 1-15; Ned 1-15).
 Minnesota — Jordan 5-59; Smith 4-24; C. Carter 3-50; Ismail 1-37; Reed 1-18; Truitt 1-13; Tennell 1-7.



BROWNS 17, SAINTS 13

December 5 at Cleveland Stadium (60,388)

The Browns got the ball at the Saints' 35 on their first possession of the game, after New Orleans was forced to punt from their own 3. Cleveland took their first lead of the game 4:43 into the game, three plays after Todd Philcox connected with Tommy Vardell for an 18-yard completion on a third-and-1 from the Saints' 26. Tyrone Hughes returned the ensuing kickoff 49 yards to the Browns' 48, leading to the tying touchdown, with 6:53 to play in the first quarter. Wade Wilson completed all four of his pass attempts, for 50 yards on the drive. The Browns put together an 80-yard drive on the next series, ending with a Matt Stover field goal with 2:27 to play in the first quarter, four plays after Philcox hit Michael Jackson for a 22-yard gain to put Cleveland in Saints' territory. Vince Buck recovered an Eric Metcalf fumble on the second play of the third quarter and returned it six yards to the Browns' 20. Four plays later, Morten Andersen tied the contest. Cleveland regained the lead for good with 3:55 to play in the third quarter, two plays after Metcalf broke loose for a 55-yard run to the Saints' 17. Brad Muster recovered a Metcalf fumble of a punt at the Browns' 33 late in the third quarter, leading to Andersen's second field goal of the game, 1:13 into the fourth quarter. But Cleveland held the Saints to two first downs the rest of the way. The Saints total yardage was their lowest since the sixth game of 1982. They managed just 22 net yards in the second half, when the Browns' sacked Wade Wilson seven times. Overall, Cleveland recorded nine sacks, tied for the most-ever against the Saints.

New Orleans	7	0	3	3-13
Cleveland	10	0	7	0-17

SCORING

Cle. — Jackson 8 pass from Philcox (Stover kick)
 N.O. — Martin 10 pass from Wilson (Andersen kick)
 Cle. — Stover 43 field goal
 N.O. — Andersen 41 field goal
 Cle. — Jackson 4 pass from Testaverde (Stover kick)
 N.O. — Andersen 27 field goal

TEAM STATISTICS

	New Orleans	Cleveland
First Downs	12	15
Total Net Yards	127	314
Rushes-Yards	24-79	28-131
Net Yards Passing	48	183
Passes	15-29-0	16-35-2
QB Sacked-Yards	9-71	0-0
Punts	10-42.8	7-39.6
Fumbles-Lost	2-0	2-2
Penalties-Yards	3-25	10-62
Time of Possession	30:31	29:29

RUSHING

New Orleans — Hilliard 13-47; McAfee 8-30; Muster 1-2; Wilson 2-0.
 Cleveland — Hoard 16-60; Metcalf 4-54; Vardell 8-17.

PASSING

New Orleans — Wilson 15-29-0, 119 yds, 1 TD.
 Cleveland — Philcox 7-15-1, 91 yds, 1 TD; Testaverde 9-20-1, 92 yds, 1 TD.

RECEIVING

New Orleans — Martin 4-35, 1 TD; Hilliard 4-22; Early 3-16; Smith 2-21; Brenner 1-19; Small 1-6.
 Cleveland — Jackson 6-65, 2 TDs; Hoard 4-62; Kinchen 3-30; Vardell 1-18; Smith 1-13; Metcalf 1-15).



RAMS 23, SAINTS 20

December 12 at Superdome (69,033)

James Williams stripped the ball from Jerome Bettis, and Sam Mills ran it in for a touchdown to give the Saints a 7-0 lead 2:05 into the game. The Rams got as far as the Saints' 2 two series later, but had to settle for a Tony Zendejas field goal. Jerome Bettis got the ball on the first play of the Rams' next series, and rambled for the fourth-longest scoring run ever against the Saints, with 2:49 to play in the first quarter. The Saints got to the Rams' 2 early in the second quarter, but failed to cross the goal line on successive plays, and had to settle for a Morten Andersen field goal. Andersen's second field goal of the game, with 51 seconds to play in the first half, capped a 14-play, 72-yard drive and gave the Saints a halftime lead. Fred McAfee fumbled the opening kickoff of the second half, and Deral Boykin scooped up the loose ball as the Rams regained the lead for good. Los Angeles increased their lead on their next series with a 13-play, 80-yard drive that ended with a TD pass from T.J. Rubley to Pat Carter. The extra point was blocked by Gene Atkins. The Saints closed to within three points when Dalton Hilliard's scoring run, 4:37 into the fourth quarter, culminated an 11-play, 77-yard drive. The Saints got the ball back for the final time with 4:00 to play, and got to the Rams' 43 before two straight passes fell off the mark. The Rams rushing total was the most against New Orleans since the fifth game of 1980, while Bettis' rushing performance was the second-best ever against the Saints. The loss snapped the Saints' seven game winning streak over the Rams, their longest ever against an opponent.

Los Angeles10	0	13	0—23
New Orleans7	6	0	7—20

SCORING

N.O. — Mills 30 fumble return (Andersen kick)
 L.A. — Zendejas 22 field goal
 L.A. — Bettis 71 run (Zendejas kick)
 N.O. — Andersen 18 field goal
 N.O. — Andersen 32 field goal
 L.A. — Boykin 6 fumble return (Zendejas kick)
 L.A. — Carter 11 pass from Rubley (kick blocked by Atkins)
 N.O. — Hilliard 2 run (Andersen kick)

TEAM STATISTICS

	Los Angeles	New Orleans
First Downs	16	24
Total Net Yards	306	364
Rushes-Yards	42-266	24-97
Net Yards Passing	40	267
Passes	5-13.0	25-43.1
QB Sacked-Yards	1-7	0-0
Punts	5-38.8	2-52
Fumbles-Lost	1-1	2-2
Penalties-Yards	8-60	2-20
Time of Possession	29:55	30:05

RUSHING

Los Angeles — Bettis 28-212, 1 TD; Gary 6-36; Lester 2-10; Rubley 6-8.
 New Orleans — Muster 13-53; Wilson 2-29; Hilliard 5-16, 1 TD; McAfee 4-(-1).

PASSING

Los Angeles — Rubley 5-13-0, 47 yds, 1 TD.
 New Orleans — Wilson 25-43-1, 267 yds.

RECEIVING

Los Angeles — Carter 2-22, 1 TD; Drayton 2-18; Gary 1-7.
 New Orleans — Martin 8-97; Early 6-53; Turner 4-47; Muster 4-31; Smith 1-19; Small 1-11; Hilliard 1-9.

GIANTS 24, SAINTS 14

December 20 at Superdome (69,036)

The Giants traveled just 51 yards for their first score of the day after they stopped the Saints deep in their own territory. New York's second touchdown march, which ended with 7:27 to play in the second quarter, covered 96 yards. The Saints cut the lead in half with 1:56 to play in the first half. A 34-yard pass from Wade Wilson to Dalton Hilliard on a third-and-12 from the Giants' 47, and a 7-yard completion from Tommy Barnhardt to Brad Muster on a fake field goal from the Giants' 8 kept the drive alive. The Giants got to the Saints' 21 on their first series of the second half, but Rickey Jackson stripped Phil Simms of the ball and Vince Buck recovered. New Orleans could not capitalize, and the Giants got to the Saints' 5 on the following series before David Treadwell gave New York a 10-point lead, with 2:48 left in the third quarter. The Giants put the game out of reach 3:47 into the fourth quarter when Dave Meggett took a punt back 75 yards for a score, the first against the Saints since 1984. Mike Buck replaced injured starter Wade Wilson at quarterback in the third quarter, but could not put any points on the board until the 1:40 mark of the fourth quarter. The Saints' 11-yard rushing total was the second-lowest in franchise history.

New York7	7	3	7—24
New Orleans0	7	0	7—14

SCORING

N.Y. — Jackson 9 pass from Simms (Treadwell kick)
 N.O. — Cross 17 pass from Simms (Treadwell kick)
 N.O. — Muster 1 run (Andersen kick)
 N.Y. — Treadwell 22 field goal
 N.Y. — Meggett 75 punt return (Treadwell kick)
 N.O. — Hilliard 5 pass from Buck (Andersen kick)

TEAM STATISTICS

	New York	New Orleans
First Downs	20	15
Total Net Yards	277	304
Rushes-Yards	42-133	12-11
Net Yards Passing	144	293
Passes	15-23-0	23-41-2
QB Sacked-Yards	4-22	2-10
Punts	4-41.3	6-46
Fumbles-Lost	1-1	3-0
Penalties-Yards	4-25	6-99
Time of Possession	36:14	23:46

RUSHING

New York — Hampton 19-65; Bunch 7-29; Meggett 8-27; Tillman 3-11; Rasheed 2-5; Da. Brown 3-(-4).
 New Orleans — Brown 6-9; Early 1-6; Muster 2-1; M. Buck 1-0 Hilliard 1-(-1); Wilson 1-(-4).

PASSING

New York — Simms 15-23-0, 166 yds, 2 TDs.
 New Orleans — Wilson 11-19-0, 148 yds, M. Buck 11-21-2, 148 yds, 1 TD; Barnhardt 1-1-0, 7 yds.

RECEIVING

New York — Jackson 5-44, 1 TD; Cross 3-26, 1 TD; Meggett 2-22; Calloway 1-27; McCaffrey 1-19; Hampton 1-13; Bunch 1-9; De. Brown 1-6.
 New Orleans — Hilliard 8-85; Martin 6-80; Early 4-98; Brown 2-14; Muster 2-11; Smith 1-15.

EAGLES 37, SAINTS 26

December 26 at Veterans Stadium (50,085)

The Saints took advantage of the wind in the first quarter with three Morten Andersen field goals by the 1:43 mark. The Eagles got their first points of the game 4:04 into the second quarter, and needed just three plays following the free kick to account for their first touchdown. Philadelphia took the lead for good with 5:22 to play in the second quarter, before the teams exchanged field goals in the final 1:50 of the first half. Eric Allen extended the Eagles lead, 5:21 into the fourth quarter, but the Saints got the points back 1:45 later. Philadelphia then put together a 17-play, 82-yard drive that used 9:22 of the clock and ended with a Bubba Brister to Mark Bavaro TD, 1:28 into the fourth quarter. Philadelphia converted all five of their third down attempts on the march. Allen got his second touchdown of the day 1:05 afterwards. Tyrone Hughes accounted for the longest punt return in Saints' history with 2:21 to play. The Eagles held the Saints to their fewest first downs since the seventh game of the 1982 season.

New Orleans9	3	7	7—26
Philadelphia0	18	6	13—37

SCORING

N.O. — Andersen 41 field goal
 N.O. — Andersen 56 field goal
 N.O. — Andersen 35 field goal
 Phi. — Safety, M. Buck sacked in end zone by Thomas Phi. — Young 49 pass from Brister (kick blocked by Atkins)
 Phi. — Walker 11 pass from Brister (Ruzek kick)
 N.O. — Andersen 37 field goal
 Phi. — Treadwell 46 field goal
 Phi. — Allen 33 interception return (kick failed)
 N.O. — Muster 2 run (Andersen kick)
 Phi. — Bavaro 6 pass from Brister (kick blocked by Spencer)
 Phi. — Allen 25 interception return (Ruzek kick)
 N.O. — Hughes 83 punt return (Andersen kick)

TEAM STATISTICS

	New Orleans	Philadelphia
First Downs	7	20
Total Net Yards	158	314
Rushes-Yards	21-83	44-134
Net Yards Passing	75	180
Passes	6-18-2	20-30-0
QB Sacked-Yards	3-17	2-15
Punts	3-37.7	5-36.4
Fumbles-Lost	2-1	3-1
Penalties-Yards	5-33	3-20
Time of Possession	20:03	39:57

RUSHING

New Orleans — Brown 13-62; Muster 8-21, 1 TD.
 Philadelphia — Walker 16-56; Joseph 13-46; Sherman 9-29; Hebron 2-3; Brister 3-0; Feagles 1-0.

PASSING

New Orleans — M. Buck 1-7-0, 14 yds; Walsh 5-11-2, 78 yds.
 Philadelphia — Brister 20-30-0, 195 yds, 3 TDs.

RECEIVING

New Orleans — Muster 2-16; Turner 1-52; Martin 1-15; Early 1-7; Brown 1-2.
 Philadelphia — Walker 4-32, 1 TD; Young 3-78, 1 TD; Joseph 1-24; Williams 3-21; Johnson 3-14; Bavaro 2-18, 1 TD; Bailey 1-5; Sherman 1-3.



SAINTS 20, BENGALS 13

January 2 at Superdome (58,036)

The Saints took a 6-0 lead on a pair of Morten Andersen field goals within a 6:21 span of the second quarter. The Bengals first score capped a 16-play, 76-yard drive that used 8:00 of the clock and came 26 seconds before the half. Les Miller stripped the ball from Jeff Query on the second play of the third quarter, and Jimmy Spencer recovered at the Bengals' 26. New Orleans accounted for the first touchdown of the game four plays later, and one play after Steve Walsh hit Eric Martin for an 18-yard completion. Cincinnati closed to within a touchdown on Doug Pfeiffrey's second field goal of the day, 1:07 into the fourth quarter, and tied the game 14 seconds later when Walsh threw his only interception of the day into the hands of Mike Brim. The Saints regained the lead for good with 11:06 to play, when Walsh connected with Martin over the middle, two plays after Tyrone Hughes returned a punt 34 yards to the Bengals' 47. The Saints were able to run out the final 5:29 of the game with three first downs.

Cincinnati0	3	0	10—13
New Orleans0	6	7	7—20

SCORING

N.O. — Andersen 43 field goal
 N.O. — Andersen 49 field goal
 Cin. — Pfeiffrey 22 field goal
 N.O. — Smith 9 pass from Walsh (Andersen kick)
 Cin. — Pfeiffrey 31 field goal
 Cin. — Brim 23 interception return (Pfeiffrey kick)
 N.O. — Martin 54 pass from Walsh (Andersen kick)

TEAM STATISTICS

	Cincinnati	New Orleans
First Downs	13	15
Total Net Yards	188	269
Rushes-Yards	34-84	30-76
Net Yards Passing	104	193
Passes	13-23-0	15-27-1
QB Sacked-Yards	3-13	0-0
Punts	6-44.3	3-48.3
Fumbles-Lost	2-1	0-0
Penalties-Yards	4-19	5-30
Time of Possession	30:21	29:39

RUSHING

Cincinnati — Fenner 15-48; Green 16-24; Klingler 3-12.
 New Orleans — Brown 12-38; Hilliard 10-26; Muster 4-16; Walsh 4-(-4).

PASSING

Cincinnati — Klingler 13-23-0, 117 yds.
 New Orleans — Walsh 15-27-1, 193 yds, 2 TDs.

RECEIVING

Cincinnati — McGee 5-51; Fenner 3-31; Query 2-12; Pickens 1-11; Ball 1-8; Green 1-4.
 New Orleans — Martin 5-120, 1 TD; Muster 5-26; Hilliard 3-26; Brown 1-12; Smith 1-9, 1 TD.



SAINTS 1993 STATISTICS

WON 8, LOST 8

09/5	W	33-21	Houston	69,029
09/12	W	34-31	at Atlanta	64,287
09/19	W	14-3	Detroit	69,039
09/26	W	16-13	San Francisco	69,041
10/03	W	37-6	at L.A. Rams	50,709
10/17	L	14-37	at Pittsburgh	56,056
10/24	L	15-26	Atlanta	69,043
10/31	W	20-17	at Phoenix	36,778
11/14	L	17-19	Green Bay	69,043
11/22	L	7-42	at San Francisco	66,500
11/28	W	17-14	at Minnesota	53,030
12/05	L	13-17	at Cleveland	60,388
12/12	L	20-23	L.A. Rams	69,033
12/20	L	14-24	New York Giants	69,036
12/26	L	26-37	at Philadelphia	50,085
01/02	W	20-13	Cincinnati	58,036

SCORING

	TD-Ru-Pa-RT	PAT	FG	S	PTS.
Andersen.....	0 0 0 0	33/32	28/35	0	117
Early.....	6 0 6 0	0/0	0/0	0	36
Brown.....	3 2 1 0	0/0	0/0	0	18
Hilliard.....	3 2 1 0	0/0	0/0	0	18
Hughes.....	3 0 3 0	0/0	0/0	0	18
E. Martin.....	3 0 3 0	0/0	0/0	0	18
Muster.....	3 3 0 0	0/0	0/0	0	18
Smith.....	2 0 2 0	0/0	0/0	0	12
Brenner.....	1 0 1 0	0/0	0/0	0	6
Dowdell.....	1 0 1 0	0/0	0/0	0	6
McAfee.....	1 0 0 0	0/0	0/0	0	6
Mills.....	1 0 0 1	0/0	0/0	0	6
Neal.....	1 0 0 0	0/0	0/0	0	6
Ned.....	1 0 0 0	0/0	0/0	0	6
Newman.....	1 0 1 0	0/0	0/0	0	6
Small.....	1 0 1 0	0/0	0/0	0	6
Turner.....	1 0 1 0	0/0	0/0	0	6
Warren.....	1 0 0 1	0/0	0/0	0	6
Stowers.....	0 0 0 0	0/0	0/0	0	2
TEAM.....	33 10 18 5	33/33	28/35	1	317
OPP.....	39 7 22 10	35/39	24/30	1	343

	N.O.	OPP.
TOTAL FIRST DOWNS.....	264	273
Rushing.....	94	116
Passing.....	158	145
Penalty.....	12	12
3rd Down: Made/Att.....	75/197	71/209
3rd Down Pct.....	35.540.5	
4th Down: Made/Att.....	7/11	9/16
4th Down Pct.....	63.6	56.3
POSSESSION AVG.....	28:31	31:29
TOTAL NET YARDS.....	4707	4696
Avg. Per Game.....	294.2	293.5
Total Plays.....	935	1008
Avg. Per Play.....	5.0	4.7
NET YARDS RUSHING.....	1766	2090
Avg. Per Game.....	110.4	130.6
Total Rushes.....	414	513
NET YARDS PASSING.....	2941	2606
Avg. Per Game.....	183.8	162.9
Sacked/Yards Lost.....	40/242	51/318
Gross Yards.....	3183	2924
Att./Completions.....	481/274	444/259
Completion Pct.....	57.0	58.3
Had Interced.....	21	10
PUNTS/AVERAGE.....	77/43.6	80/42.3
NET PUNTING AVG.....	77/37.5	80/34.8
PENALTIES/YARDS.....	81/663	86/590
FUMBLES/BALL LOST.....	24/13	30/20
TOUCHDOWNS.....	33	39
Rushing.....	10	7
Passing.....	18	22
Returns.....	5	10

SCORE BY PERIODS

	Q1	Q2	Q3	Q4	OT	PTS.
SAINTS	66	80	60	111	0	317
OPPONENTS	78	106	72	87	0	343

	PASSING	Att.	Cmp	Yds	Cmp%	Yds/Att	TD	TD%	Int	Int%	Long	Sack/Lost	Rating
Wilson.....	388	221	2457	57.0	6.33	12	3.1	15	3.9	4.2	37/225	70.1	
M. Buck.....	54	32	448	59.3	8.30	4	7.4	3	5.6	6.3	3/17	87.6	
Walsh.....	38	20	271	52.6	7.13	2	5.3	3	7.9	5.4	0/0	60.3	
Barnhardt.....	1	1	100.0	7.00	0	0.0	0	0.0	0	0.0	0/0	95.8	
SAINTS.....	481	274	3183	57.0	6.62	18	3.7	21	4.4	6.3	40/242	71.4	
OPPONENTS.....	444	259	2924	58.3	6.59	22	5.0	10	2.3	9.8	51/318	85.3	

RECEIVING

No.	Yds	Avg	Long	TD	
E. Martin.....	66	950	14.4	5rt	3
Early.....	45	670	14.9	63t	6
Hilliard.....	40	296	7.4	34	1
Muster.....	23	195	8.5	31	0
Brown.....	21	170	8.1	19	1
Smith.....	16	180	11.3	23	2
Small.....	16	164	10.3	17	1
Turner.....	12	163	13.6	52	1
Brenner.....	11	171	15.5	27	1
Ned.....	9	54	6.0	14	0
Newman.....	8	121	15.1	32	1
Dowdell.....	6	46	7.7	11t	1
McAfee.....	1	3	3.0	3	0
SAINTS.....	274	3183	11.6	63t	18
OPP.....	259	2924	11.3	98t	22

PUNT RETURNS

Ret	FC	Yds	Avg	Long	TD	
Hughes.....	37	21	503	13.6	83t	2
Newman.....	1	0	14	14.0	14	0
SAINTS.....	38	21	517	13.6	83t	2
OPP.....	36	18	348	9.5	75t	1

INTERCEPTIONS

No.	Yds	Avg	Long	TD	
Atkins.....	3	59	19.7	37	0
Taylor.....	2	32	16.0	30	0
V. Buck.....	2	28	14.0	28	0
Jones.....	1	12	12.0	12	0
Turnbull.....	1	2	2.0	2	0
Cook.....	1	0	0.0	0	0
SAINTS.....	10	133	13.3	37	0
OPP.....	21	444	21.1	67t	6

PUNTING

No.	Yds	Avg	Net	TB	In	Lg	B	
Barnhardt.....	77	3356	43.6	37.5	6	26	58	0
SAINTS.....	77	3356	43.6	37.5	6	26	58	0
OPP.....	80	3384	42.3	34.8	4	20	60	0

FIELD GOALS

	1-19	20-29	30-39	40-49	50+
Andersen.....	2/2	7/7	7/7	11/14	1/5
SAINTS.....	2/2	7/7	7/7	11/14	1/5
OPP.....	1/1	8/9	9/9	5/6	1/5

Andersen: (28G,37G,18G,47G) (27G,42N,50N,44G) () (33G,53N,39G,49G) (48G,25G,43G,41N) () (40G,27G) (48G,38G) (53N,27G) () (41N,24G) (41G,27G) (41G,32G) () (41G,56G,35G,37G) (54N,43G,49G)
 OPPONENTS: (50N) (20G) (41G) (34G,30G) (53G,37G) (40G,22G,29G) (19G,32G,38G,30G) (28G, 49N) (38G,21G,44G,36G) (51N,28N) (53N,51N) (43G) (22G) (22G) (46G) (22G,31G)

DEFENSIVE STATS

	Tkl	Ast	Tot	Sack	Yds	Int	Yds	PD	FR	FF
V. Johnson	81	29	110	5.0	42			3		4
J. Williams	65	24	89	2.0	8					1
S. Mills	65	20	85	2.0	17				3	1
K. Taylor	54	28	82			2	32	8		2
R. Jackson	67	12	79	11.5	58			2	3	4
G. Atkins	51	24	75	1.0	9	3	59	5	3	4
V. Buck	59	14	73	3.0	24	2	28	15	2	1
W. Martin	55	13	68	5.0	33					
R. Turnbull	51	12	63	13.0	73	1	2	1	2	5
T. Cook	42	8	50	1.0	8	1	2	1	2	1
R. Goff	33	16	49	2.0	9			9	2	1
L. Miller	33	8	41	2.5	14			1		
K. Dunbar	14	10	24						1	
J. Spencer	15	5	20					6	3	
R. Jones	14	2	16	1.0	8	1	12	7		
J. Smeenge	13	2	15	1.0	7					
J. Wilks	11	4	15							
F. Warren	9	5	14	1.0	8					
O. Henderson	8	4	12					1		
T. Legette	9	0	9							
B. Maxie	4	3	7					1		
D. Kennard	4	0	4							
S. Lumpkin	3	0	3					1		
D. Winston	3	0	3							
Jo. Hilgenberg	2	0	2							
D. Hilliard	2	0	2					3		
F. McAfee	2	0	2							
B. Muster	2	0	2							
P. Newman	2	0	2							
T. Small	2	0	2							
I. Smith	2	0	2							
O. Early	1	0	1					1		
C. Mack	1	0	1							
C. Port	1	0	1							
T. Stowers	1	0	1					1		
F. Turner	1	0	1							
W. Wilson	1	0	1							
R. Cooper	0	0	0					4		1

SPECIAL TEAMS TOTALS

	Tk	Ast	Tot	FR	FF	BK
T. Legette	10	0	10			
F. Wainright	5	2	7			
P. Newman	6	0	6			
J. Williams	6	0	6			
M. Dowdell	5	0	5			
J. Spencer	5	0	5			1
T. Cook	4	0	4			
T. Hughes	4	0	4			
S. Lumpkin	3	1	4			
D. Winston	4	0	4			
R. Anderson	3	0	3			1
R. Freeman	3	0	3			
O. Henderson	3	0	3			
J. Smeenge	3	0	3			
M. Andersen	2	0	2			
V. Buck	2	0	2			
B. Muster	2	0	2			1
R. Jones	1	1	2			
T. Barnhardt	1	0	1			
D. Hilliard	1	0	1			
F. McAfee	1	0	1			
D. Ned	1	0	1			
T. Stowers	1	0	1			
K. Taylor	1	0	1			1
G. Atkins	0	0	0			2
J. Wilks	0	0	0			1

(Totals do not include special teams statistics)





NEW ORLEANS SAINTS 1993 OFFENSE

Opp	1Dn			1Dn 1Dn			3Dn			3Dn 3Dn			Total			Gain/			Rushing			Passing			TD			FG		
	Tot	Rush	Pass	Pen	Made	Att	Yards	Plays	Play	No	Yds	Avg	Att	Comp	Net	Sack	Yds	Int	Fum	Lost	Pen	Yds	Rush	Pass	Ret	Made	Att	FG	Time	
Hou.	21	10	10	1	3	9	346	57	6.1	30	142	4.7	25	16	204	2	2	0	1	1	6	61	2	0	1	3	3	4	4	30:34
@Atl.	24	7	15	2	6	13	557	67	8.3	31	227	7.3	34	22	330	2	11	1	1	0	8	82	1	3	0	4	4	2	4	33:28
Detr.	16	9	7	0	7	16	258	59	4.4	35	172	4.9	22	11	86	2	13	0	2	1	4	25	0	2	0	2	2	0	0	33:28
S.F.	17	7	9	1	4	11	264	57	4.6	24	103	4.3	32	18	161	1	9	0	0	0	6	37	1	0	0	1	3	4	27:26	
@Rams	17	6	11	0	4	12	359	57	6.3	32	154	4.8	25	15	205	0	0	1	1	1	7	40	1	2	1	4	4	3	4	30:03
@Pitt.	11	1	10	0	1	12	264	56	4.7	17	49	2.9	34	16	215	5	34	3	2	2	4	25	0	2	0	2	2	0	0	22:45
Atl.	16	2	13	1	5	13	321	58	5.5	12	47	3.9	45	27	274	1	3	2	0	0	11	72	0	1	0	1	1	2	2	23:33
@Phoe.	18	8	8	2	5	14	329	61	4.5	32	96	3	27	16	176	2	10	1	1	1	6	42	1	0	1	0	2	2	2	30:12
G.B.	19	8	11	1	11	19	272	69	4.8	35	175	4.5	29	20	172	5	25	2	4	3	4	42	0	2	0	2	2	1	2	33:24
@S.F.	17	8	8	1	3	11	261	57	4.6	23	119	5.2	30	16	142	4	26	4	1	0	2	20	0	1	0	1	1	0	0	27:49
@Minn.	15	7	8	0	4	12	254	54	4.7	32	154	4.8	20	13	100	2	11	2	2	1	2	10	1	0	1	2	2	1	2	29:52
@Clev.	12	4	7	1	4	16	127	62	2	24	79	3.3	29	15	48	9	71	0	2	0	3	25	0	1	0	1	2	2	2	30:31
Rams	24	5	17	2	4	11	364	67	5.4	24	97	4	43	25	267	0	1	2	2	2	6	99	1	0	1	2	2	2	2	30:05
NYG	15	2	12	1	4	12	304	55	5.5	12	11	0.9	41	23	293	2	10	2	3	0	6	99	1	1	0	2	2	0	0	23:46
@Phil.	7	4	3	0	1	9	158	42	3.8	21	83	4	18	6	75	3	17	2	2	1	5	33	1	0	1	2	2	4	4	20:03
Cin.	15	6	9	0	6	13	269	57	4.7	30	76	2.5	27	15	193	0	0	1	0	0	5	30	0	2	0	2	2	2	3	29:39

Totals 264 94 158 13 72 203 4707 935 5.03 414 1766 4.26 481 274 2941 40 242 21 24 13 81 663 10 18 5 33 33 28 35

NEW ORLEANS SAINTS 1993 DEFENSE

Opp	1Dn			1Dn 1Dn			3Dn			3Dn 3Dn			Total			Gain/			Rushing			Passing			TD			FG		
	Tot	Rush	Pass	Pen	Made	Att	Yards	Plays	Play	No	Yds	Avg	Att	Comp	Net	Sack	Yds	Int	Fum	Lost	Pen	Yds	Rush	Pass	Ret	Made	Att	FG	Time	
Hou.	21	4	15	2	5	11	405	67	6	18	70	3.9	45	27	335	4	34	1	4	4	13	84	1	1	1	3	3	0	1	29:26
@Atl.	20	4	14	2	2	11	375	57	6.6	20	78	3.9	33	20	297	4	31	1	1	1	7	60	1	3	0	4	4	1	1	26:32
Detr.	9	4	5	0	4	12	170	48	3.5	21	84	4	22	15	86	5	30	0	3	2	5	35	0	0	0	0	1	1	26:32	
S.F.	19	10	8	1	8	16	339	67	5.1	32	176	5.5	30	22	163	5	31	1	1	1	5	20	1	0	0	1	2	2	32:34	
@Rams	17	9	8	0	3	13	256	67	3.8	30	127	4.2	34	13	129	3	20	2	1	1	1	10	0	0	0	0	2	2	29:57	
@Pitt.	22	11	11	0	8	17	393	77	5.1	47	201	4.3	29	15	192	1	11	1	3	2	2	9	1	2	1	4	4	3	37:15	
Atl.	17	7	10	0	3	11	279	58	4.8	39	123	3.2	18	13	156	1	7	0	2	0	6	39	0	2	0	2	4	4	36:27	
@Phoe.	10	7	2	1	2	14	143	57	2.5	25	89	3.6	26	14	54	6	38	1	3	1	6	60	0	2	2	2	1	2	29:48	
G.B.	13	3	9	1	5	15	194	59	3.3	21	69	3.3	32	18	125	6	25	0	2	1	5	33	0	1	0	1	1	4	26:36	
@S.F.	25	9	15	1	8	13	455	65	7	38	219	5.8	25	17	236	2	8	0	1	2	19	2	3	1	6	6	0	2	32:11	
@Minn.	16	6	10	0	4	14	288	62	4.6	32	106	3.3	26	16	182	4	26	1	0	0	5	35	0	2	0	2	2	0	2	30:08
@Clev.	15	5	10	0	7	15	314	63	5	28	131	4.7	35	16	183	0	0	2	2	2	10	62	0	2	0	2	2	1	1	29:29
Rams	16	13	3	0	5	12	306	56	5.5	42	266	6.3	13	5	40	1	7	0	1	1	8	60	1	1	1	2	3	1	29:55	
NYG	20	7	11	2	9	17	277	69	4	42	133	3.2	23	15	144	4	22	0	1	1	4	25	0	2	1	3	3	1	36:14	
@Phil.	20	8	11	1	12	20	314	76	4.1	44	134	3	30	20	180	2	15	0	3	1	3	20	0	3	2	2	5	1	39:57	
Cin.	13	9	3	1	7	16	188	60	3.1	34	84	2.5	23	13	104	3	13	0	2	1	4	19	0	0	1	1	2	2	30:21	

Totals 273 116 145 12 92 227 4696 1008 4.65 513 2090 4.07 444 259 2606 51 318 10 30 20 86 590 7 22 10 35 39 24 30





SAINTS SERIES RECORDS

Date	Saints	Opponents	Place	Attendance
Arizona Cardinals (9-10-0)				
12- 3-67	20	31	Away	41,171
9-29-68	20	21	Home	79,021
10-27-68	17	31	Away	45,478
11- 2-69	51	42	Away	46,718
10-11-70	17	24	Away	45,294
12- 8-74	14	0	Home	57,152
10-23-77	31	49	Away	48,417
10- 5-80	7	40	Home	45,388
12- 6-81	3	30	Away	46,923
9-12-82	7	21	Home	58,763
9- 4-83	28	17	Home	65,225
9-23-84	34	24	Home	58,723
12- 8-85	16	28	Away	29,527
11-16-86	16	7	Away	32,069
10-11-87	19	24	Away	11,795
9-23-90	28	7	Home	61,110
12-22-91	27	3	Away	30,928
10-18-92	30	21	Away	27,735
10-31-93	20	17	Away	36,778
Atlanta Falcons (22-28-0)				
11-26-67	27	24	Home	83,437
12- 7-69	17	45	Away	51,021
9-20-70	3	14	Home	77,042
10-25-70	14	32	Away	58,850
10-24-71	6	28	Away	58,850
12-19-71	20	24	Home	75,954
10-15-72	14	21	Home	66,294
11-12-72	20	36	Away	58,850
9-16-73	7	62	Home	66,428
12-16-73	10	14	Away	58,850
9-29-74	14	13	Home	62,273
10-20-74	13	3	Away	58,850
10- 5-75	7	14	Away	29,444
11- 2-75	23	7	Home	56,614
10-10-76	30	0	Home	51,521
10-31-76	20	23	Away	34,127
11-20-77	21	20	Home	43,135
12-18-77	7	35	Away	36,895
11-12-78	17	20	Home	70,323
11-26-78	17	20	Away	55,121
9- 2-79	34	40 (OT)	Home	70,940
11-25-79	37	6	Away	42,815
10-19-80	14	41	Home	62,651
11-16-80	13	31	Away	53,871
9- 6-81	0	27	Away	57,406
11- 1-81	10	41	Home	63,637
12-12-82	0	35	Away	39,535
1- 2-83	35	6	Home	47,336
10- 9-83	19	17	Away	51,654
11- 6-83	27	10	Home	67,062
9- 2-84	28	36	Home	66,652
11-11-84	17	13	Away	40,590
10-20-85	24	31	Away	44,784
12-22-85	10	16	Home	37,717
9- 7-86	10	31	Home	67,950
12-14-86	14	9	Away	39,994
11- 1-87	38	0	Away	42,196



Date	Saints	Opponents	Place	Attendance
9-11-88	29	21	Away	48,901
12-18-88	10	9	Home	60,566
10-29-89	20	13	Home	65,153
11-19-89	26	17	Away	53,173
10- 7-90	27	28	Away	57,401
11-25-90	10	7	Home	68,629
9-29-91	27	6	Away	56,556
11-24-91	20	23 (OT)	Home	68,591
12-28-91	20	27	Home*	68,794
9-20-92	10	7	Away	67,328
12- 3-92	22	14	Home	68,591
9-12-93	34	31	Away	64,287
10-24-93	15	26	Home	69,043
*First-Round NFC Playoffs				
Buffalo Bills (2-3-0)				
11- 4-73	13	0	Home	74,770
9-21-80	26	35	Home	51,154
10-30-83	21	27	Away	49,413
12-10-89	22	19	Away	70,037
12-20-92	16	20	Home	68,591
Chicago Bears (6-9-0)				
12- 1-68	17	23	Home	78,285
12-20-70	3	24	Home	63,518
10-10-71	14	35	Away	55,049
10- 7-73	21	16	Home	56,561
10- 6-74	10	24	Away	55,753
12-21-75	17	42	Home	33,371
10- 2-77	42	24	Away	51,488
9-14-80	3	22	Away	62,523
9-19-82	10	0	Away	56,600
9-18-83	34 (OT)	31	Home	64,692
10- 7-84	7	20	Away	53,752
10-18-87	19	17	Away	46,813
1- 6-91	6	16	Away*	60,767
10-27-91	17	20	Home	68,591
9-13-92	28	6	Home	68,591
*NFC Wild Card Game				
Cincinnati Bengals (5-3-0)				
11-29-70	6	26	Away	59,342
9-28-75	0	21	Home	52,531
9-24-78	20	18	Away	40,455
10-25-81	17	7	Home	46,336
12- 9-84	21	24	Home	40,855
12-20-87	41	24	Away	43,424
11- 4-90	21	7	Away	60,067
1- 2-94	20	13	Home	58,036
Cleveland Browns (3-9-0)				
10- 1-67	7	42	Home	77,045
9-15-68	10	24	Home	74,215
11-10-68	17	35	Away	71,025
10-12-69	17	27	Home	71,274
12-12-71	17	21	Home	72,794
11-30-75	16	17	Away	44,753
10- 8-78	16	24	Home	50,158
10-18-81	17	20	Away	76,059
10-28-84	16	14	Away	52,489
9-13-87	28	21	Home	59,900
10-14-90	25	20	Home	68,608
12- 5-93	13	17	Away	60,388
Dallas Cowboys (3-13-0)				
10-15-67	10	14	Away	52,562
11-12-67	10	27	Home	83,437



Date	Saints	Opponents	Place	Attendance
11- 3-68	3	17	Home	84,728
9-28-69	17	21	Home	79,567
11- 9-69	17	33	Away	68,282
10-17-71	24	14	Home	83,088
9-24-73	3	40	Away	52,715
9-19-76	6	24	Home	61,413
11-19-78	7	27	Away	57,920
12-19-82	7	21	Away	64,506
9-25-83	20	21	Away	62,136
10-21-84	27	30 (OT)	Away	50,966
10- 3-88	20	17	Home	68,474
9-10-89	28	0	Home	66,977
12- 2-90	13	17	Away	60,087
12- 8-91	14	23	Away	64,530
Denver Broncos (1-4-0)				
11-22-70	6	31	Home	66,837
10-13-74	17	33	Away	51,706
11- 4-79	3	10	Away	74,482
9-15-85	23	34	Away	74,488
11-20-88	42	0	Home	68,075
Detroit Lions (7-6-1)				
11-24-68	20	20	Away	46,152
11- 8-70	19	17	Home	66,910
11-19-72	14	27	Away	53,752
10-14-73	20	13	Home	57,810
11- 3-74	14	19	Away	49,127
11-14-76	17	16	Home	42,048
9-25-77	19	23	Away	51,458
10-21-79	17	7	Home	57,428
10-12-80	13	24	Away	78,147
9-18-88	22	14	Away	37,180
12- 3-89	14	21	Away	38,550
10-28-90	10	27	Home	64,368
10- 4-92	13	7	Away	66,971
9-19-93	14	3	Home	69,039
Green Bay Packers (4-12-0)				
11-17-68	7	29	Milw.	49,644
11-28-71	29	21	Milw.	48,035
12-17-72	20	30	Home	65,881
12- 2-73	10	30	Milw.	47,890
10-12-75	20	19	Home	51,371
11- 7-76	27	32	Milw.	52,936
9-18-77	20	24	Home	56,250
9-10-78	17	28	Milw.	54,336
9- 9-79	19	28	Milw.	53,184
12-13-81	7	35	Home	45,518
11- 4-84	13	23	Home	57,426
11-17-85	14	38	Milw.	52,104
9-14-86	24	10	Home	56,383
12-27-87	33	24	Home	68,364
9-17-89	34	35	Away	55,809
11-14-93	17	19	Home	69,043
Houston Oilers (4-3-1)				
10- 3-71	13	13	Away	47,966
10- 3-76	26	31	Home	51,973
12-10-78	12	17	Home	63,169
11-22-81	27	24	Away	49,581
9-30-84	27	10	Away	43,108
12-13-87	24	10	Home	68,257
10-21-90	10	23	Away	57,908
9- 5-93	33	21	Home	69,029



Date	Saints	Opponents	Place	Attendance
12-10-67		Indianapolis Colts (2-3-0)		
10-19-69	10	30	Away	60,238
9-30-73	10	30	Home	80,636
10-12-86	17	14	Away	52,293
12-24-89	41	6	Away	53,512
		Kansas City Chiefs (3-2-0)		
9-25-72	17	20	Home	49,009
9-26-76	27	17	Away	70,793
11-21-82	27	17	Away	53,918
9- 8-85	27	47	Home	39,341
9- 8-91	17	10	Home	57,760
		Los Angeles Raiders (2-3-1)		
11- 7-71	21	21	Away	74,816
11- 9-75	10	48	Home	83,102
12- 3-79	35	42	Away	51,764
10-13-85	13	23	Home	65,541
10-23-88	20	6	Away	48,152
12-16-91	27	0	Home	66,249
		Los Angeles Rams (21-27-0)		
9-17-67	13	27	Home	68,625
10- 5-69	17	36	Away	80,879
11- 1-70	17	30	Away	54,789
12- 6-70	16	34	Home	77,861
9-19-71	24	20	Away	66,410
12- 5-71	28	45	Home	70,915
9-17-72	14	34	Away	73,610
11-26-72	19	16	Away	66,303
11-11-73	7	29	Home	64,325
11-25-73	13	24	Away	70,358
9-22-74	0	24	Home	67,192
11-17-74	20	7	Away	64,178
10-26-75	14	38	Home	57,287
12- 7-75	7	14	Away	60,771
10-24-76	10	16	Home	39,958
11-28-76	14	33	Home	51,984
10-16-77	7	14	Away	54,906
10-30-77	27	26	Away	46,045
10- 1-78	20	26	Home	59,023
10-22-78	10	3	Home	61,654
10- 7-79	17	3	Away	47,574
12-16-79	29	35	Home	68,986
11- 2-80	31	14	Away	53,879
11-24-80	7	45	Away	59,909
9-13-81	23	27	Home	53,448
11- 8-81	21	17	Home	62,063
9-11-83	27	13	Away	61,068
12-18-83	24	30	Away	45,572
10-14-84	10	26	Home	70,148
12- 2-84	21	28	Home	63,161
11- 3-85	10	34	Away	49,348
12- 1-85	29	28	Away	49,030
11- 9-86	6	3	Home	44,122
11-23-86	13	0	Home	62,352
10- 4-87	37	26	Away	58,600
11- 8-87	31	10	Home	29,745
10-30-88	10	14	Away	43,379
11-13-88	14	12	Home	68,238
10-22-89	40	10	Away	63,305
11-26-89	17	21	Away	57,567
12- 9-90	24	20 (OT)	Home	64,274
		20	Away	58,864



Date	Saints	Opponents	Place	Attendance
12-31-90	20	17	Home	68,647
9-15-91	24	7	Home	68,583
11- 3-91	24	17	Away	58,713
10-11-92	13	10	Home	68,591
12-13-92	37	14	Away	47,355
10- 3-93	37	6	Away	50,709
12-12-93	20	23	Home	69,033
Miami Dolphins (2-4-0)				
11-15-70	10	21	Away	42,866
11-10-74	0	21	Home	74,289
9- 2-80	16	21	Away	40,946
10- 2-83	17	7	Home	66,489
12- 7-86	27	31	Home	64,761
11-29-92	24	13	Home	68,591
Minnesota Vikings (6-12-0)				
10-13-68	20	17	Home	71,105
9-27-70	0	26	Away	47,900
11-21-71	10	23	Home	83,130
11- 5-72	6	37	Away	49,784
12- 1-74	9	29	Away	48,456
11- 9-75	7	20	Home	52,765
9-12-76	9	40	Home	58,156
9- 3-78	31	24	Home	54,187
11-30-80	20	23	Home	30,936
11-15-81	10	20	Away	45,215
11-27-83	17	16	Home	59,502
11-24-85	30	23	Away	54,117
12-21-86	17	33	Away	51,209
1- 3-88	10	44	Home*	69,546
12- 4-88	3	45	Away	61,215
9-16-90	3	32	Away	56,272
9-22-91	26	0	Home	68,591
11-28-93	17	14	Away	53,030
*NFC Wildcard Game				
New England Patriots (2-5-0)				
12-10-72	10	17	Home	64,889
12- 5-76	6	27	Away	53,592
12-21-80	27	38	Home	38,277
12- 4-83	0	7	Away	24,579
11-30-86	20	21	Home	58,259
11-12-89	28	24	Away	47,680
11- 8-92	31	14	Away	45,413
New York Giants (6-9-0)				
10- 8-67	21	27	Away	62,670
10- 6-68	21	38	Away	62,967
11-16-69	25	24	Away	62,927
10- 4-70	14	10	Home	69,126
10- 8-72	21	45	Away	62,507
12-14-75	14	28	Away	40,150
10-29-78	28	17	Home	58,806
9-30-79	24	14	Home	51,543
9-20-81	7	20	Away	69,814
12-15-84	10	3	Away	63,739
10-27-85	13	21	Home	54,082
9-28-86	17	20	Away	72,765
11-22-87	23	14	Home	67,639
11-27-88	12	13	Home	66,526
12-20-93	14	24	Home	69,036
New York Jets (3-4-0)				
12- 3-72	17	18	Away	62,496
12- 4-77	13	16	Home	40,464



Date	Saints	Opponents	Place	Attendance
12-14-80	21	20	Away	38,077
11-21-83	28	31	Home	68,606
10-26-86	23	28	Away	44,246
10-15-89	29	14	Home	59,521
12-26-92	20	0	Away	45,614
Philadelphia Eagles (8-12-0)				
11- 5-67	31	24	Home	59,596
11-19-67	21	48	Away	60,751
12- 8-68	17	29	Away	57,128
10-26-69	10	13	Away	60,568
11-30-69	26	17	Home	72,805
10-29-72	21	3	Home	65,554
10-27-74	14	10	Home	64,257
11- 6-77	7	28	Away	53,482
9-17-78	17	24	Home	49,242
9-16-79	14	26	Home	54,212
11- 9-80	21	34	Home	45,340
10-11-81	14	31	Home	52,728
12-11-83	20	17	Away	45,182
10- 6-85	23	21	Home	56,364
9-20-87	17	27	Away	57,485
12-18-89	30	20	Home	59,218
10-13-91	13	6	Away	64,224
9- 6-92	13	15	Away	63,513
1- 3-93	20	36	Home*	68,893
12-26-93	26	37	Away	50,085
*NFC Wild Card Game				
Pittsburgh Steelers (5-6-0)				
10-29-67	10	14	Home	68,911
10-20-68	16	12	Away	32,303
12-15-68	24	14	Home	66,131
12-21-69	27	24	Home	72,256
11-25-74	7	28	Home	71,907
11- 5-78	14	20	Away	48,525
10- 4-81	6	20	Home	64,578
11-19-84	27	24	Home	66,005
11-29-87	20	16	Away	47,896
12-16-90	6	9	Home	68,582
10-17-93	14	37	Away	56,056
San Diego Chargers (1-4-0)				
11-18-73	14	17	Away	44,356
10- 9-77	0	14	Home	53,942
12- 9-79	0	35	Home	61,059
10- 9-88	23	17	Away	42,693
11-17-91	21	24	Away	48,420
San Francisco 49ers (14-33-2)				
10-22-67	13	27	Away	34,285
11-23-69	43	38	Home	71,448
10-18-70	20	20	Away	39,446
12-13-70	27	27	Home	61,940
9-26-71	20	38	Home	81,596
11-14-71	26	20	Away	45,138
10- 1-72	2	37	Home	69,840
10-22-72	20	20	Away	59,167
10-21-73	0	40	Away	52,629
12- 9-73	16	10	Home	62,490
9-15-74	13	17	Home	65,071
12-15-74	21	35	Away	49,567
10-19-75	21	35	Away	40,990
11-23-75	6	16	Home	40,328



Date	Saints	Opponents	Place	Attendance
10-17-76	3	33	Away	43,160
12-12-76	7	27	Home	42,536
11-13-77	7	10 (OT)	Home	41,564
11-27-77	17	20	Away	33,702
10-15-78	14	7	Away	37,671
12- 3-78	24	13	Home	50,068
9-23-79	30	21	Away	39,727
11-11-79	31	20	Home	65,551
9- 7-80	23	26	Home	58,621
12- 7-80	35	38 (OT)	Away	37,949
9-27-81	14	21	Away	44,433
12-20-81	17	21	Home	43,639
11-28-82	23	20	Away	51,611
10-16-83	13	32	Home	68,154
11-13-83	0	27	Away	40,022
9-16-84	20	30	Away	57,611
11-25-84	3	35	Home	65,117
9-29-85	20	17	Away	58,053
12-15-85	19	31	Home	46,065
9-21-86	17	26	Away	58,297
11- 2-86	23	10	Home	53,234
10-25-87	22	24	Home	60,497
11-15-87	26	24	Away	60,436
9- 4-88	33	34	Home	66,357
12-11-88	17	30	Away	62,977
10- 8-89	20	24	Home	60,488
11- 6-89	13	31	Away	60,667
9-10-90	12	13	Home	68,629
12-23-90	13	10	Away	60,112
11-10-91	10	3	Home	68,591
12-1-91	24	38	Away	62,092
9-27-92	10	16	Home	68,591
11-15-92	20	21	Away	64,895
9-26-93	16	13	Home	69,041
11-22-93	7	42	Away	68,496
Seattle Seahawks (3-2-0)				
11-21-76	51	27	Away	61,865
11-18-79	24	38	Away	60,055
11-10-85	3	27	Home	47,365
10-16-88	20	19	Away	63,569
9- 1-91	27	24	Home	68,492
Tampa Bay Buccaneers (11-4-0)				
12-11-77	14	33	Home	40,124
12-17-78	17	10	Away	51,209
10-14-79	42	14	Away	67,640
11-29-81	14	31	Home	62,209
12- 5-82	10	13	Home	61,709
10-23-83	24	21	Away	48,242
9- 9-84	17	13	Home	54,686
9-22-85	20	13	Home	45,320
10-19-86	38	7	Home	43,355
12- 6-87	44	34	Home	66,471
9-25-88	13	9	Home	66,671
9-24-89	10	20	Away	44,053
11-11-90	35	7	Home	67,865
10-20-91	23	7	Home	68,591
11- 1-92	23	21	Home	68,591
Washington Redskins (5-11-0)				
9-24-67	10	30	Home	74,937
12-17-67	30	14	Away	50,486
9-22-68	37	17	Home	65,941



Date	Saints	Opponents	Place	Attendance
9-21-69	20	26	Home	73,147
12-14-69	14	17	Away	50,354
10-31-71	14	24	Away	53,041
10-28-73	19	3	Home	66,315
9-21-75	3	41	Away	54,414
10-28-79	14	10	Away	52,133
10-26-80	14	22	Away	51,375
12-26-82	10	27	Home	48,667
10- 5-86	6	14	Home	57,317
11- 6-88	24	27	Away	54,183
10- 1-89	14	16	Home	64,358
11-18-90	17	31	Away	52,573
11-23-92	20	3	Home	68,591

HEAD COACHES 1967-93

Year	W	L	T	Year	W	L	T
Tom Fears				Dick Stanfel			
1967	3	11	0	1980	1	3	0
1968	4	9	1	O.A. (Bum) Phillips			
1969	5	9	0	1981	4	12	0
1970	1	5	1	1982	4	5	0
Totals	13	34	2	1983	8	8	0
J.D. Roberts				1984	7	9	0
1970	1	6	0	1985	4	8	0
1971	4	8	2	Totals	27	42	0
1972	2	11	1	Wade Phillips			
Totals	7	25	3	1985	1	3	0
John North				Jim Mora			
1973	5	9	0	1986	7	9	0
1974	5	9	0	1987	12	3	0
1975	1	5	0	1988	10	6	0
Totals	11	23	0	1989	9	7	0
Ernie Hefferle				1990	8	8	0
1975	1	7	0	1991	11	5	0
Hank Stram				1992	12	4	0
1976	4	10	0	1993	8	8	0
1977	3	11	0	Totals	77	50	0
Totals	7	21	0	Playoffs	0	4	0
Dick Nolan							
1978	7	9	0				
1979	8	8	0				
1980	0	12	0				
Totals	15	29	0				



SAINTS HISTORY

1966

- Nov. 1** — National Football League Franchise awarded to New Orleans on All Saints Day.
Dec. 15 — John W. Mecom, Jr. becomes majority stockholder-president of NFL's 16th franchise.
Dec. 22 — Vic Schwenk appointed director of player personnel and becomes first major employee hired by New Orleans franchise.

1967

- Jan. 9** — Named New Orleans' professional football team Saints.
Jan. 27 — Former Ole Miss and Rams kicker Paige Cothren first player signed.
Feb. 9 — Saints select 42 players in NFL expansion draft.
Mar. 8 — First season ticket drive launched and Saints sell 20,000 first day and 33,400 before first league game.
Mar. 14 — Saints make fullback Les Kelley of Alabama top choice in common draft.
July 1 — Seventy-six players (mostly rookies) report for first training camp at California-Western University in San Diego.
July 6 — Former Green Bay fullback great Jim Taylor signs with Saints.
July 8 — Veterans report to training camp.
July 25 — Bert Rose appointed executive vice-president and general manager.
Aug. 2 — Saints lose first preseason game to Los Angeles, 16-7 before 26,364 at Anaheim, Calif.
Aug. 12 — Saints score first preseason victory by beating St. Louis 23-14 before crowd of 25,500 at Shreveport, La.
Sep. 9 — Saints record first preseason victory in New Orleans downing Atlanta 27-14 before 67,486. Victory gave Saints 5-1 preseason record, best ever for first-year expansion team.
Sep. 17 — Saints open season losing to Los Angeles 27-13 after rookie John Gilliam returned opening kickoff 94 yards for a touchdown.
Nov. 5 — Saints earn first NFL victory beating Philadelphia 31-24 as Walt Roberts scores three touchdowns at Tulane Stadium.
Dec. 17 — Saints defeat Washington 30-14 as rookie Danny Abramowicz scores two touchdowns. Saints wind up with 3-1 record and equal win output for first-year expansion team. Cornerback Dave Whitsell's 10 interceptions tie for best in NFL and earn UPI Comeback Player of the Year honors along with second-team All-Pro recognition and invitation to Pro Bowl.

1968

- Mar. 29** — Vic Schwenk replaces Bert Rose as general manager.
July 7 — Wide receiver Dave Parks signs with Saints after playing out option at San Francisco.
July 26 — Kevin Hardy, plus no. 1 draft choice of 1969, awarded to 49ers as compensation for signing Parks.
Sep. 10 — Jim Taylor announces retirement.
Nov. 3 — Saints lose to Dallas 17-3 before home-record crowd of 84,728 at Tulane Stadium.
Dec. 15 — Saints defeat Pittsburgh 24-14 in season's windup to emerge with 4-9-1 record and third-place finish in Century Division. Saints' two-year record of 7-20-1, best ever for an expansion team. Defensive tackle Dave Rowe named to play in Pro Bowl.

1969

- Oct. 5** — Saints' Tom Dempsey kicks 55-yard field goal against Rams at Los Angeles. Kick was NFL's longest that season and one yard short of pro football record.
Nov. 2 — Saints snap six-game losing streak at St. Louis, 51-42. Game set NFL record of most total touchdowns in one game via passing with Bill Kilmer and Charlie Johnson connecting on six apiece. Five other Saints records set: most first downs (26), most total offensive yards (508), most passing yards (354), most points (51) and most PATs (6).



- Nov. 16** — Tom Dempsey sets Saints record with 4 field goals against Giants in New York, scoring fourth with 11 seconds left to pull out 25-24 victory. Win began three-game Saints victory streak as New Orleans also downed San Francisco 43-38 and Philadelphia 26-17.
Dec. 21 — Saints close third season with 27-24 victory over Pittsburgh to bring record to 5-9. Dan Abramowicz wins NFL receiving championship with 73 catches for 1,015 yards and 7 TDs and All-NFL honors. Saints continue to hold NFL expansion team winning record with three-year report of 12-29-1. Defensive end Doug Atkins retires after 17-year career, wins second-team all-Pro honors. Tom Dempsey, Jake Kupp, Tony Baker and Andy Livingston tapped for Pro Bowl with entire Saints coaching staff.

1970

- Jan. 16** — In realignment of National Conference, Saints form Western Division with Los Angeles, San Francisco and Atlanta.
Nov. 3 — J.D. Roberts replaces Tom Fears and becomes the second head coach in Saints history.
Nov. 8 — Tom Dempsey kicks 63-yard field — longest in NFL history — on final play to defeat Detroit 19-17.

1971

- Jan. 28** — Saints draft quarterback Archie Manning of Mississippi in first round after trading quarterback Bill Kilmer to Washington for linebacker Tom Rousell plus 4th and 8th round picks in 1972 draft.
Aug. 11 — Louisiana Superdome construction begins.
Sep. 19 — Saints upset Rams in season's opener in New Orleans 24-20. Rookie Archie Manning makes first regular season start and runs for one-yard touchdown on final play after hitting 16 of 29 passes for 218 yards and another touchdown.
Oct. 17 — Archie Manning rushes for two touchdowns as Saints defeat Cowboys 24-20 before 83,088 at New Orleans. Cowboys went on to win Super Bowl.

1972

- Jan. 7** — Richard F. Gordon, Jr. retires from U.S. Naval aerospace program and is appointed executive vice-president of Saints.

1973

- Jan. 29** — Saints trade no. 1 draft choice to Baltimore for defensive end Billy Newsome and 4th-round draft choice (linebacker Jim Merlo).
Aug. 26 — John North replaces J.D. Roberts and becomes Saints' third head coach.
Nov. 4 — Saints score first shutout ever by blanking Buffalo 13-0 in New Orleans. Saints hold O.J. Simpson to 79 yards on 20 rushes as he headed to 2,003-yard season. Saints finish 5-9, tying best season ever for club.

1974

- Dec. 14** — Saints again finish 5-9, tying best mark in their history.

1975

- Aug. 3** — Louisiana Superdome is dedicated.
Aug. 9 — Saints play Houston before 72,434 in first football game in Superdome. Saints lose, 13-7.
Sep. 28 — Saints lose to Cincinnati 21-0 before 52,531 in first National Football League game at Superdome.
Oct. 27 — John North is replaced as head coach by Ernie Hefferle, director of pro personnel, on interim basis.
Nov. 2 — Saints beat Atlanta 23-7 in Ernie Hefferle's first game.



1976

- Jan. 20 —** Saints hire Hank Stram as fourth head coach in club's history.
Nov. 21 — Saints beat Seahawks at Seattle 51-27 to tie club record for most points scored in one game.

1977

- Oct. 30 —** Saints upset Los Angeles 27-26 at Superdome on faked field goal pass from Tom Blanchard to Elois Grooms.
Dec. 18 — Saints season rushing and touchdown records fall to Chuck Muncie with 811 yards and Henry Childs with nine touchdowns.

1978

- Feb. 6 —** Dick Nolan is appointed head coach to replace Hank Stram. In other key front office moves, Eddie Jones is named executive vice-president and Harry Hulmes vice-president of player personnel.
June 11 — Archie Manning wins Byron (Whizzer) White Award for contributions to his team, community and country.
Oct. 22 — Saints upset Rams 10-3 for first ever win at Los Angeles Coliseum.
Dec. 3 — Saints beat 49ers 24-13 at Superdome to become first New Orleans team to win six games.
Dec. 17 — Saints end best season with 7-9 record after win at Tampa Bay 17-10. Quarterback Archie Manning named Player of the Year and MVP in National Conference and selected to play in Pro Bowl.

1979

- June 5 —** Saints move administrative office from Lee Circle to Superdome.
Oct. 14 — Saints score 42 points in second half in 42-14 win at Tampa Bay. Scores came on six successive possessions in offensive masterpiece.
Oct. 28 — Saints tie club record of three consecutive wins and move into undisputed first place in NFC Western Division with 14-10 win at Washington. Saints stopped Redskins 18 times with goal to go and 7 times within two-yard line.
Dec. 3 — Chuck Muncie rushes for 128 yards to become first Saint to surpass 1,000-yard milestone en route to 1,198-yard season. Saints, alas, saw 35-14 lead disappear in 42-35 loss to Oakland in Monday night TV game at Superdome.
Dec. 16 — Saints end season 8-8, most successful in their history by beating Super Bowl-bound Rams 29-14 in last game for Rams at Coliseum.
Dec. 20 — Steve Rosenbloom is introduced as new executive vice-president and general manager of Saints at Superdome news conference.

1980

- Jan. 27 —** Chuck Muncie is selected MVP as NFC scores 37-27 win in Pro Bowl. Saints also represented well by Archie Manning, Tommy Myers, Wes Chandler and Henry Childs.
Nov. 24 — Saints lose to Los Angeles, 27-7 in Monday night game at Superdome. Head coach Dick Nolan is relieved of his duties following the game. Dick Stanfel is named interim head coach.
Dec. 14 — Saints end 14-game losing streak, longest in team history, by beating Jets 21-20 in snowstorm at Shea Stadium.

1981

- Jan. 20 —** General manager Steve Rosenbloom and vice-president of player personnel Dick Steinberg resign.
Jan. 22 — O.A. (Bum) Phillips is announced as head coach.
Jan. 26 — Assistant to the president Fred Williams is appointed Saints' chief administrator.
Apr. 28 — Saints select running back George Rogers, 1980 Heisman Trophy winner, with first overall choice in NFL draft.
Oct. 12 — John Mecom, Sr., father of Saints owner John, Jr. and key figure in team history, dies at age 70 in Houston, Texas.



- Nov. 8 —** Saints defeat NFC West rival Los Angeles 21-13 at Anaheim Stadium to sweep Rams home-and-away for first time in Saints franchise history.
Dec. 20 — George Rogers gains 107 yards in 21-17 loss to San Francisco and becomes 1981 NFL rushing champion and all-time NFL rookie rusher with 1,674 yards for season.

1982

- Jan. 20 —** George Rogers appears for NFC squad in Pro Bowl in Honolulu, Hawaii.
Feb. 17 — Eddie Jones is named Saints president, head coach O.A. (Bum) Phillips is named general manager in addition to coaching title.
Sep. 17 — Veteran quarterback Archie Manning is traded to Houston Oilers for tackle Leon Gray.
Sep. 19 — Ken Stabler leads Saints to 10-0 shutout of Chicago Bears, the first road shutout in team history. Saints defense ranks no. 1 in NFL.
Sep. 20 — National Football League Players Association announces that NFL players are on strike following Monday night game.
Sep. 23 — NFL announces that scheduled Thursday night game will not be played. Announcement marks that first in an eight-week succession of similar announcements.
Nov. 21 — NFL games resume. Saints defeat Kansas City 27-17 before a crowd of 39,341 at Superdome.
Dec. 19 — Halfback George Rogers gains 166 yards rushing at Dallas, the top individual performance in NFL and Saints single-game record.

1983

- Jan. 2 —** Saints defeat Atlanta, 35-6 in rescheduled game that concludes nine-game season with 4-5 record. Saints narrowly miss playoffs in complicated labyrinth of tie-breakers.
Feb. 6 — Halfback George Rogers is in Honolulu for second successive Pro Bowl appearance.
July 30 — Saints appear in Hall of Fame game for the second time in franchise history. Pittsburgh Steelers win game at Canton, Ohio 27-14.
Sep. 4 — Halfback George Rogers sets team single-game record by rushing for 206 yards (24 carries) in 28-17 opening day win over St. Louis at the Superdome. Game marks third opening-day victory in team history.
Sep. 18 — Saints defeat Chicago Bears 34-31 at Superdome in overtime for first sudden-death victory in franchise history.
Dec. 18 — Saints host Los Angeles Rams at Superdome with franchise's first winning season and playoff berth on the line. Rams kick field goal with six seconds remaining for 26-24 victory. Saints finish season with NFC's no. 1 defense overall, and NFL's no. 1 defense against the pass, both franchise firsts. Final 8-8 record ties best season in franchise history (1979).

1984

- Jan. 29 —** Linebacker Rickey Jackson represents Saints in NFC-AFC Pro Bowl in Honolulu, Hawaii.
Feb. 18 — Saints acquire veteran quarterback Richard Todd from the New York Jets in exchange for the Saints' no. 1 choice in the 1984 NFL draft.
Oct. 9 — Saints acquire RB Earl Campbell from Houston for Saints' first-round draft choice in 1985.
Oct. 22 — Quarterback Ken Stabler retires.
Nov. 19 — Saints record first-ever win on prime time with 27-24 Monday night victory over Pittsburgh Steelers in Superdome.
Nov. 26 — Saints owner John W. Mecom, Jr. announces that the Saints are for sale for the non-negotiable price of \$75 million.



1985

- Jan. 27** — Linebacker Rickey Jackson, defensive end Bruce Clark and punter Brian Hansen represent Saints at NFC-AFC Pro Bowl at Honolulu, Hawaii. Jackson made his second consecutive appearance in the game.
- Feb. 14** — Negotiations for the sale of the Saints between John Mecom and A.N. Pritzker break off, thrusting Tom Benson, negotiating in a secondary position for several weeks, to the forefront.
- Mar. 12** — Benson reaches agreement with Mecom for the sale of the Saints, dependent on state aid.
- Apr. 26** — Saints trade George Rogers and picks no. 5, 10 and 11 in 1985 draft to Washington for Redskins' no. 1 draft choice.
- May 31** — Ownership is transferred from Mecom to Benson for the sale price of \$70.204 million. Tom Benson will hold the position of managing general partner of the Saints.
- Nov. 25** — Head coach Bum Phillips resigns. President Eddie Jones, director of football operations Pat Pepller and offensive coordinator King Hill resign. Defensive coordinator Wade Phillips is named interim head coach.

1986

- Jan. 14** — Jim Finks is named president/general manager. Finks also joins in franchise ownership.
- Jan. 22** — Wade Phillips and assistant coaches are released.
- Jan. 28** — Jim Mora is named head coach.
- May 1** — Director of scouting Joe Woolley and scout Bobby Baldwin are released. Restructuring of scouting department begins with Bill Kuharich as director of player personnel.
- June 19** — Tom Benson announces new uniform design featuring Fleur de Lis logo inside State of Louisiana on the jersey and the pants.
- July 19** — Training Camp opens at Southeastern Louisiana University, Hammond.
- Aug. 18** — Running back Earl Campbell announces his retirement.
- Sep. 21** — Mel Gray breaks team record with 101-yard kickoff return for TD at San Francisco. Return was Saints' first for score since 1977.
- Sep. 28** — Saints take 17-0 first-half lead on New York Giants, only to falter in the second half and lose, 20-17. Giants went on to win Super Bowl.
- Nov. 9** — Saints record fifth shutout in history, holding Rams' Eric Dickerson to 57 yards, nine in the second half, in 6-0 win. The victory evened the Saints' mark at 5-5 after 1-4 start.
- Dec. 7** — Rueben Mayes broke team's single-game rushing record of 206 yards with 207 vs. Miami, but his final gain was called back along with winning TD. Saints lost 31-27 thriller as Mayes finished with 203 rushing yards.
- Dec. 21** — Saints have chance for .500 record for only third time in history. But Vikings parlayed 30-3 halftime lead into 33-17 victory, leaving Jim Mora's first Saints team with 7-9 mark. RB Rueben Mayes finished year with 1,353 yards rushing, fourth in NFL and is named consensus Rookie of the Year. Mayes is named to Pro Bowl along with Rickey Jackson and Morten Andersen.

1987

- May 1** — Construction begins on first of three phases of improvements to the Superdome. The improvements to the state-run Superdome are being paid for completely with private funding. The first phase, a group of 28 loge suites, will be completed in time for use by the 1987 season. Other phases are targeted for construction in the near future.
- July 25** — Rookies report to training camp at Southeastern Louisiana University.
- Aug. 17** — Fullback Hokie Gajan, attempting to come back from a 1985 knee injury, retires following an injury to his other knee. Gajan joins the Saints' player personnel department as a scout.
- Sep. 13** — Saints set team record with two safeties in a game as they open the season with a 28-21 win over the Cleveland Browns. Rueben Mayes opens the season with a 147-yard rushing effort in only the Saints' fourth opening-day win ever.



- Sep. 21** — NFL Players Association announces that players will be on strike following Monday night game.
- Sep. 22** — While players clear out their lockers, Saints personnel are preparing for games that will be played during the strike period with non-union personnel.
- Sep. 24** — NFL announces that games scheduled for the weekend of Sept. 27-28 will not be played, but games will resume the following weekend.
- Oct. 4** — Saints defeat Rams, 37-10 in Superdome before 29,745 fans in first replacement game. Saints QB John Fourcade, a New Orleans native, leads team to the win with two TD passes.
- Oct. 15** — Players' Association announces that strike is over, but not in time to play the coming weekend's games.
- Oct. 18** — Saints beat Chicago, 19-17 on four Florian Kempf field goals. The Saints replacements posted a 2-1 record.
- Oct. 19** — Regular players return to practice; bulk of replacement players return home. Several are retained.
- Oct. 25** — Saints fall to San Francisco, 24-22 in Superdome thriller. Following the game, Jim Mora makes his highly-publicized "coulda, woulda, shoulda" proclamation to media.
- Nov. 1** — On the franchise's 22nd birthday, Saints post largest margin of victory in team history, whitewashing Atlanta, 38-0. Win is the first in a team-record nine consecutive triumphs to close out the season.
- Nov. 29** — Saints hold on with two magnificent goal-line stands in the final quarter to defeat Pittsburgh, 20-16. Win ensured Saints' first-ever winning record.
- Dec. 6** — Saints beat Tampa Bay, 44-34 to lock up team's first playoff appearance.
- Dec. 13** — Saints win seventh straight, 24-10 over Houston, to lock up a host position in the NFC wild card game.
- Dec. 20** — Down 24-3 in the second quarter, Saints rally behind backup quarterback Dave Wilson for 31-24 win, the biggest come-from-behind effort in Saints history.
- Dec. 27** — Saints beat Green Bay, 33-24 to finish season with 12-3 record, and must wait for San Francisco to play that night to determine whether the Saints would win the NFC West and have the home field advantage throughout the playoffs, or host the NFC wild card game. The 49ers won, relegating the Saints to the wild card host role.

1988

- Jan. 3** — Saints jump out to 7-0 lead, but hot Vikings led 31-10 at halftime enroute to 44-10 win over Saints in the NFC wild card game. RB Rueben Mayes sustained torn ligaments in his knee, requiring surgery. After the game, Jim Mora said, "I'm proud of what we've accomplished this year. But we expect to do better next time."
- Six Saints, K Morten Andersen, TE Hoby Brenner, G Brad Edelman, RB Rueben Mayes, LB Sam Mills, CB Dave Waymer, were tabbed for the AFC-NFC Pro Bowl in Honolulu. For the second consecutive season, Mayes missed the game. Six is the most Saints players ever selected to play in the game.
- President/general manager Jim Finks was honored as the NFL executive of the year, and head coach Jim Mora was named the NFL coach of the year by every voting body.
- Apr. 21** — Head coach Jim Mora signs new five-year contract with Saints, a revision of his original contract which had two remaining seasons.
- July 16** — Rookies and free agents report to Saints' first training camp at University of Wisconsin-La Crosse.
- Nov. 20** — Saints score biggest win in team history in 42-0 win over Denver. Win clinched Saints' second consecutive winning season.
- Dec. 11** — At Candlestick Park, Saints saw chances for first-ever NFC West championship disappear in 30-17 loss to San Francisco. 49ers went on to win Super Bowl XXIII.

1989

- Jan. 29** — Kicker Morten Andersen, linebacker Sam Mills and wide receiver Eric Martin represent Saints in NFC-AFC Pro Bowl in Honolulu. NFC won 34-3.



- Feb. 1** — Plan B free agency goes into effect. In protecting 37 players, Saints leave 21 others subject to offers from NFL clubs. In the two-month period, Saints lose eight players while signing three.
- Mar. 22** — NFL Commissioner Pete Rozelle announces his retirement at the league meeting in Palm Springs, California. Rozelle had presided over the league for 29 years.
- June 2-4** — In a football first, the Who Dat! Fan Club held its first convention at the Hyatt. A club of over 12,000 Saints fans, the convention was attended by more than 1,000 of the club's constituency.
- July 6** — NFL owners meet in Chicago for a first vote for a successor to Pete Rozelle. Saints president/general manager Jim Finks, the only candidate, falls just short of election.
- Sep. 10** — Saints score only opening-day shutout in team history with 28-0 win over Dallas in Superdome.
- Oct. 26** — Meeting in Cleveland, NFL owners select lawyer Paul Tagliabue to succeed Pete Rozelle as league commissioner.
- Nov. 20** — Commissioner Tagliabue appoints Saints president/general manager Jim Finks as chairman of the NFL competition committee, the group charged with the formulation of football-related rules and regulations.
- Dec. 3** — Saints lose to Detroit, 21-14, effectively eliminating them from playoff contention. Starting quarterback Bobby Hebert is removed from the game, and replaced by John Fourcade.
- Dec. 10** — Starting for the first time in non-replacement play, John Fourcade conquers the snow and the Buffalo Bills in leading the team to a 22-19 win. Bills' loss cost them the home-field advantage in AFC playoffs.
- Dec. 18** — On Monday night, Fourcade leads Saints to 30-20 win over Eagles in Superdome. The loss cost Philadelphia the NFC East title.
- Dec. 24** — A rousing 41-6 win over Indianapolis secured a 9-7 record, the Saints' third consecutive winning season. The Colts' loss eliminated them from the playoffs. Running back Dalton Hilliard, along with linebackers Vaughan Johnson were selected to represent the Saints in the Pro Bowl. Tackle Kevin Haverdink and cornerback Robert Massey were named to a number of all-rookie teams.

1990

- Feb. 23** — Saints announce preseason schedule, which includes participation in American Bowl '90, played in Wembley Stadium in London, England. Saints and Raiders face off August 5.
- Feb. 27** — NFL announces new schedule format, calling for each team to play 16 games in 17 weeks. Each division will have one off week in 1990 and 1991. Under the new format, the 1992 season will feature 16 games in 18 weeks.
- Mar. 1** — The NFL announces the addition of additional wild card teams to the playoff format effective in 1990. Each conference will now have a six-team playoff system ending with Super Bowl XXV in Tampa.
- Mar. 11** — NFL owners approve new television contract, which includes the addition of Turner Network Television, and eight more prime-time games per season.
- Apr. 1** — The second season of Plan B free agency ends with the Saints losing ten players, signing two.
- July 29** — Saints plane leaves New Orleans and Minneapolis bound for London for American Bowl game against the Raiders. Saints and Raiders face each other twice on practice during the week leading up to the game.
- August 5** — Saints beat Raiders, 17-10 in American Bowl in London's Wembley Stadium.
- Sep. 25** — Saints trade nos. 1 and 3 draft choices in 1991 and conditional no. 2 draft choice to Dallas for quarterback Steve Walsh.
- Sep. 30** — Saints and NFC West opponents are idle in NFL's first open weekend, a function of the new scheduling format.
- Oct. 14** — Steve Walsh throws for 243 yards and three TDs in 25-20 Saints win over Cleveland. Walsh came into the game in a reserve role.
- Oct. 21** — Walsh makes first start as Saint, team loses 23-10 decision at Houston. RB Dalton Hilliard, the NFL's leading TD scorer in 1989, is lost for the regular season with a knee injury.



- Dec. 31** — On New Year's Eve, a national television audience saw the Saints kick a last-second field goal to even their record at 8-8, reaching the .500 mark for the first time all season. More importantly, the win gave them the final NFC playoff berth and a game against Chicago the following week.

1991

- Jan. 6** — Bears defeat Saints 16-6 in NFC wild card game in Soldier Field. Game is team's second playoff game in history, first on the road. Linebackers Vaughan Johnson and Pat Swilling represent the team in the AFC-NFC Pro Bowl, along with kicker Morten Andersen. DE Renaldo Turnbull ended the season leading NFC rookie defenders with eleven sacks. He is named to a number of all-rookie teams.
- Sep. 8** — Saints defeat Kansas City, 17-10 for first 2-0 start in team history. Winning streak continued into week seven, the second-longest ever.
- Nov. 24** — In week 11, with a chance to win the NFC West, Saints lose overtime 23-20 thriller as Falcons kick 50-yard field goal for win. Loss was the second of four straight, making difficult the task of winning the division.
- Dec. 16** — A 27-0 win over the Los Angeles Raiders broke the four-game losing streak, clinched a playoff spot, and kept the Saints in the hunt for a division title.
- Dec. 22** — In Phoenix, Saints beat Cardinals 27-3, and win their first-ever NFC West title. "You deserve it. You're the best team in the NFC West," head coach Jim Mora told the team in the joy-filled postgame locker room. The Saints defense ended the regular season with the fewest points allowed in the NFL. They were second in the league in yardage allowed.
- Dec. 29** — Vying for the team's first-ever playoff victory, the Falcons came from behind to defeat New Orleans, 27-20 in the Superdome.

1992

- Four Saints were chosen for the NFC squad in the Pro Bowl. Linebackers Vaughan Johnson, Sam Mills and Pat Swilling were named as starters for the NFC, the most linebackers from one team in history. Special teamer Bennie Thompson also made the trip to Honolulu.
- Jan. 27** — Clear Channel Communications, owners of WQUE AM and FM in New Orleans, become Saints' flagship network under three-year agreement. Clear Channel takes over from WWL-Radio, holders of Saints rights since 1982.
- Feb. 3** — For the first time since 1987, the Saints lose an assistant coach. Dom Capers, secondary coach, goes to Pittsburgh as defensive coordinator. He is replaced on the New Orleans staff by Jim Mora, son of the Saints' head coach.
- Mar. 27** — Three Saints preseason games will be carried on national television, the most in team history. ABC, CBS and ESPN will each televise one of the Saints' four preseason contests.
- Apr. 21** — Saints announce the publication of Saints Digest, beginning with the 1992 season. Produced by Curtis Publishing Company, Saints Digest will be printed 26 times yearly.
- May 6** — Saints' 1992 regular season schedule contains four prime-time games, the most in team history. TNT Sports carries two games, ABC and ESPN one game each.
- Sep. 3** — President/general manager Jim Finks and head coach Jim Mora sign new three-year contracts, effective Feb. 1, 1993. The contracts ensure that the two men will, at the conclusion of those agreements, have been with the Saints for ten years.
- Nov. 23** — Saints play first of tough three-game schedule in 11 days, downing the Washington Redskins, 20-3.
- Dec. 3** — A close, 22-14 win over Atlanta finishes the three-game, 11-day string, putting the Saints in the playoffs for the third consecutive year. New Orleans also defeated Miami, 24-13 in the middle of the string.
- Dec. 26** — Saints clinch the home-field advantage in the NFC wild card game with a 20-0 win over the New York Jets in the Meadowlands.

1993

- Jan. 3** — Leading 20-7 in the third quarter, the Saints saw the Philadelphia Eagles roar back to win the NFC wild card game, 36-20 at the Superdome. Philadelphia scored 26 points in the fourth quarter for the win.



The Saints finished the 1992 season as the leader in points allowed with 202, a team record. The defense also finished second in total defensive yards allowed. New Orleans led the NFL in two related categories, sacks (57) and sacks allowed (15), the first time since 1977 a team had accomplished that feat (New England).

Six Saints, linebackers Rickey Jackson, Vaughan Johnson, Sam Mills and Pat Swilling, kicker Morten Andersen, and center Joel Hilgenberg participated in the AFC-NFC Pro Bowl in Honolulu. It tied the record as the most Saints players ever voted to the game.

- Feb. 25** — Saints designate three players, Morten Andersen, Jim Dombrowski and Joel Hilgenberg, as transition players under the NFL's new agreement with the players. The free agent period begins March 1, and runs through April 23 for restricted free agents, July 15 for unrestricted free agents. The Saints have eight restricted free agents, 15 with unrestricted free agents.
- Mar. 10** — Saints lose first unrestricted free agent when Steve Trapilo signs with New England.
- Apr. 12** — Team signs its first veteran free agent when the Saints get quarterback Wade Wilson from Atlanta. Along with Wilson's signing is the announcement that veteran quarterback Bobby Hebert will not be offered a contract.
- Apr. 25** — Linebacker Pat Swilling is traded by the Saints to Detroit for the Lions' first and fourth-round picks in the 1993 draft. Saints select tackle William Roaf with the Lions' first pick, the eighth overall. Following a swap with San Francisco, the Saints take tight end Irv Smith. It is only the second time in team history the Saints have selected two players in the first round of the draft.
- Apr. 29** — At a press conference, Saints owner Tom Benson announces that president/general manager Jim Finks has been diagnosed with cancer. Finks entered the hospital April 26, after the end of the NFL draft. Benson takes over temporarily in Finks' position during his absence.
- Apr. 30** — The disease afflicting Jim Finks is confirmed as lung cancer.
- May 7** — Saints sign tackle Tootie Robbins, a free agent, from Green Bay. The signing of Robbins signals that the team will not offer a contract to 13-year veteran tackle Stan Brock, the team's first-round pick in 1980. Brock's career in New Orleans ends as the all-time leader in games played as a Saint with 186.
- May 19** — A sports bill calling in part for renovations to the Louisiana Superdome and a new practice facility for the Saints passes state lawmakers in a vote in Baton Rouge.
- Jul. 14** — Saints President/General Manager Jim Finks resigns. He will remain with the club as a consultant and member of the board of directors. Owner Tom Benson will assume Finks' duties. "I've got seven-plus years of blood, sweat and tears invested with the Saints," said Finks. "I'm proud to continue to be involved and very proud of the people now running the organization. Also, on the bright side, my consulting role will give me the opportunity to second-guess what's going on with the team."
- Aug. 6** — Finks undergoes surgery for a blood clot on his brain. It is later determined that the clot is unrelated to the cancer.
- Sep. 12** — Saints establish a club record with 557 yards of total offense in a 34-31 victory over the Falcons in Atlanta.
- Oct. 3** — Saints defeat Rams 37-6 in Anaheim, improving their record to 5-0 and tying best-ever start in team history.
- Dec. 26** — Rookie Tyrone Hughes returns a punt 83 yards for a touchdown, the longest in team history, in a 37-26 loss to the Eagles in Philadelphia. It was Hughes' second punt return for a touchdown, and his third return overall for a score in 1993. No other player in club history had ever accomplished that feat in a career.
- Dec. 28** — Three Saints, linebackers Renaldo Turnbull and Rickey Jackson, and punt/kick returner Tyrone Hughes were chosen to represent the NFC in the Pro Bowl, February 6 in Honolulu. Hughes is the fourth rookie in club history to receive this honor.

1994

- Jan. 2** — Saints close out season with a 21-14 victory over the Cincinnati Bengals, giving them an 8-8 record. They are one of only three NFL teams, Houston and San Francisco are the others, never to have experienced a losing season since 1987. It would be the final game in a Saints uniform for tight end Hoby Brenner and nose



- tackle Jim Wilks, who both joined New Orleans as 1981 draft choices. Brenner played in 175 games, while Wilks participated in 183.
- Jan. 4** — Owner Tom Benson announces a restructuring of the organization. Among the moves, Vice President of Administration Jim Miller is promoted to Executive Vice President of Administration, Director of Player Personnel Bill Kuharich is promoted to Vice President of Football Operations, and Head Coach Jim Mora is named Vice President/Head Coach. Also, offensive line coach Paul Boudreau is released from the coaching staff.
- Jan. 18** — John Matsko, offensive line coach for the Phoenix Cardinals the last two years, replaces Boudreau.
- Jan. 20** — Chet Franklin, Saints defensive backs coach from 1978-79, is named Director of Pro Personnel.
- Feb. 2** — Everett Withers is added to the coaching staff as a defensive assistant.
- Feb. 3** — Chip Myers, former wide receiver for the San Francisco 49ers and Cincinnati Bengals, and former receivers coach for the Tampa Bay Buccaneers, Indianapolis Colts and New York Jets, is named as an offensive assistant.
- Mar. 18** — Saints acquire quarterback Jim Everett from the Los Angeles Rams for an undisclosed draft choice. Saints terminate the contract of last year's starter, Wade Wilson, who eventually reaches agreement on a new contract with the club on April 13.
- Apr. 23** — The Saints terminate the contract of quarterback Steve Walsh, in a move designed to accommodate Walsh and his agent. Walsh was acquired from the Dallas Cowboys September 25, 1990 for first and third-round draft choices in 1991, and a second-round pick in 1992.
- May 8** — After battling lung cancer for more than a year, former President/General Manager Jim Finks passes away at his Metairie home. He was 66.
- May 25** — Bruce Lemmerman is named Director of College Scouting.

THE LAST TIME

- INTERCEPTED PASS RETURNED FOR TD** — Dec. 3, 1992 by Toi Cook, 48 yards vs. Atlanta.
Opponent — Jan. 2, 1994 by Mike Brim, 23 yards, Cincinnati
- FUMBLE RECOVERY RETURNED FOR TD** — Dec. 12, 1993, by Sam Mills, 30 yards vs. Rams.
Opponent — Dec. 12, 1993, by Deral Boykin, 6 yards, Rams.
- FUMBLE RECOVERED IN END ZONE FOR TD** — Dec. 18, 1983, by Steve Korte vs. Los Angeles Rams.
Opponent — Oct. 21, 1984, by Jim Jeffcoat at Dallas.
- BLOCKED PUNT RETURNED FOR TD** — Nov. 17, 1991, by Frank Warren, 37 yards at San Diego.
Opponent — Nov. 30, 1986, by Mosi Tatupu, New England, 17 yards.
- BLOCKED FG ATTEMPT RETURNED FOR TD** — Oct. 16, 1988, by Dave Waymer, 58 yards at Seattle.
Opponent — Sept. 25, 1983, by Ron Fellows at Dallas, 62 yards.
- PUNT RETURN FOR TD** — Dec. 26, 1993, by Tyrone Hughes, 83 yards at Philadelphia.
Opponent — Dec. 20, 1993, by Dave Meggett, Giants, 75 yards.
- KICKOFF RETURN FOR TD** — Nov. 28, 1993, by Tyrone Hughes, 99 yards at Minnesota.
Opponent — Dec. 1, 1991, by Dexter Carter, at San Francisco, 98 yards.
- SAFETY** — Oct. 24, 1993, Tommie Stowers ran Harold Alexander out of end zone, vs. Atlanta.
Opponent — Dec. 26, 1993, William Thomas tackled Mike Buck in end zone, at Philadelphia.
- 100-YARD RUSHER** — Nov. 14, 1993, by Derek Brown, 106 yards (21 atts.), vs. Green Bay.
Opponent — Dec. 12, 1993, by Jerome Bettis, 212 yards (28 atts.), Rams.
- 300-YARD PASSER** — Sep. 12, 1993, by Wade Wilson, 341 yards, at Atlanta.
Opponent — Dec. 1, 1991, by Steve Bono, 347 yards, at San Francisco.
- 100-YARD RECEIVER** — Jan. 2, 1994, by Eric Martin, 120 yards (5 rec.), vs. Cincinnati.
Opponent — Sep. 12, 1993, by Michael Haynes, 182 yards (7 rec.), at Atlanta.



SAINTS ALL-TIME RESULTS

*Home Game

1967 (3-11) Coach: Tom Fears 4th place, Capitol Division

	Saints	Opp.
9/17 * Los Angeles (80,879).....	13	27
9/24 * Washington (74,937).....	10	30
10/1 * Cleveland (77,045).....	7	42
10/8 New York Giants (62,670).....	21	27
10/15 Dallas (52,562).....	10	14
10/22 San Francisco (34,285).....	13	27
10/29 * Pittsburgh (68,911).....	10	14
11/5 * Philadelphia (59,596).....	31	24
11/12 * Dallas (83,437).....	10	27
11/19 Philadelphia (60,751).....	21	48
11/26 * Atlanta (83,437).....	27	24
12/3 St. Louis (41,171).....	20	31
12/10 Baltimore (60,238).....	10	30
12/17 Washington (50,486).....	30	14
	<u>233</u>	<u>379</u>

1968 (4-9-1) Coach: Tom Fears 3rd place, Century Division

	Saints	Opp.
9/15 * Cleveland (74,215).....	10	24
9/22 * Washington (65,941).....	37	17
9/29 * St. Louis (79,021).....	20	21
10/6 New York Giants (62,967).....	21	38
10/13 * Minnesota (71,105).....	20	17
10/20 Pittsburgh (32,303).....	16	12
10/27 St. Louis (45,478).....	17	31
11/3 * Dallas (84,728).....	3	17
11/10 Cleveland (71,025).....	7	35
11/17 Green Bay (Milw. 49,644).....	7	29
11/24 Detroit (46,152).....	20	20
12/1 * Chicago (78,285).....	17	23
12/8 Philadelphia (57,128).....	17	29
12/15 * Pittsburgh (66,131).....	24	14
	<u>246</u>	<u>327</u>

1969 (5-9) Coach: Tom Fears 3rd place, Capitol Division

	Saints	Opp.
9/21 * Washington (73,147).....	20	26
9/28 * Dallas (79,567).....	17	21
10/5 Los Angeles (54,879).....	17	36
10/12 * Cleveland (71,274).....	17	27
10/19 Baltimore (80,636).....	10	30
10/26 Philadelphia (60,658).....	10	13
11/2 St. Louis (46,718).....	51	42
11/9 Dallas (62,282).....	17	33
11/16 New York Giants (62,927).....	25	24
11/23 * San Francisco (71,448).....	43	38
11/30 * Philadelphia (72,805).....	26	17
12/7 Atlanta (57,021).....	17	45
12/14 Washington (50,354).....	14	17
12/21 * Pittsburgh (72,256).....	27	24
	<u>311</u>	<u>393</u>

1970 (2-11-1) Coach: Tom Fears (7 games) J.D. Roberts (7 games)

	Saints	Opp.
9/20 * Atlanta (77,042).....	3	14
9/27 Minnesota (47,900).....	0	26
10/4 * New York Giants (69,126).....	14	10
10/11 St. Louis (45,294).....	17	24
10/18 San Francisco (39,446).....	20	20
10/25 Atlanta (58,850).....	14	32
11/1 * Los Angeles (77,861).....	17	30
11/8 * Detroit (66,910).....	19	17
11/15 Miami (42,866).....	10	21
11/22 * Denver (66,837).....	6	31
11/29 Cincinnati (59,342).....	6	26
12/6 Los Angeles (66,410).....	16	34
12/13 * San Francisco (61,940).....	7	38
12/20 * Chicago (63,518).....	3	24
	<u>172</u>	<u>347</u>

1971 (4-8-2) Coach: J.D. Roberts 4th place, NFC West

	Saints	Opp.
9/19 * Los Angeles (70,915).....	24	20
9/26 * San Francisco (81,596).....	20	38
10/3 Houston (47,966).....	13	13
10/10 Chicago (55,049).....	14	35
10/17 * Dallas (83,088).....	24	14
10/24 Atlanta (58,850).....	6	28
10/31 Washington (53,041).....	14	24
11/7 * Oakland (83,102).....	21	21
11/14 San Francisco (45,138).....	26	20
11/21 * Minnesota (83,130).....	10	23
11/28 Green Bay (Milw. 48,130).....	29	21
12/5 Los Angeles (73,610).....	28	45
12/12 * Cleveland (72,794).....	17	21
12/19 * Atlanta (75,954).....	20	24
	<u>266</u>	<u>347</u>

1972 (2-11-1) Coach: J.D. Roberts 4th place, NFC West

	Saints	Opp.
9/17 Los Angeles (66,303).....	14	34
9/25 * Kansas City (70,793).....	17	20
10/1 * San Francisco (69,840).....	2	37
10/8 New York Giants (62,507).....	21	45
10/15 * Atlanta (66,294).....	14	21
10/22 San Francisco (59,167).....	20	20
10/29 * Philadelphia (65,554).....	21	3
11/5 Minnesota (49,784).....	6	37
11/12 Atlanta (58,850).....	20	36
11/19 Detroit (53,752).....	14	27
11/26 * Los Angeles (64,325).....	19	16
12/3 New York Jets (62,496).....	17	18
12/10 * New England (64,889).....	10	17
12/17 * Green Bay (65,881).....	20	30
	<u>215</u>	<u>361</u>

1973 (5-9) Coach: John North 3rd place, NFC West

	Saints	Opp.
9/16 * Atlanta (66,428).....	7	62
9/24 Dallas (52,715).....	3	40
9/30 Baltimore (52,293).....	10	14
10/7 * Chicago (56,561).....	21	16
10/14 * Detroit (57,810).....	20	13
10/21 San Francisco (52,629).....	0	40
10/28 * Washington (66,315).....	19	3
11/4 * Buffalo (74,770).....	13	0
11/11 Los Angeles (70,358).....	7	29
11/18 San Diego (44,356).....	14	17
11/25 * Los Angeles (67,192).....	13	24
12/2 Green Bay (Milw. 47,890).....	10	30
12/9 * San Francisco (62,490).....	16	10
12/16 Atlanta (58,850).....	10	14
	<u>163</u>	<u>312</u>

1974 (5-9) Coach: John North 3rd place, NFC West

	Saints	Opp.
9/15 * San Francisco (65,071).....	13	17
9/22 Los Angeles (64,178).....	0	24
9/29 * Atlanta (62,273).....	14	13
10/6 Chicago (55,753).....	10	24
10/13 Denver (51,706).....	17	33
10/20 Atlanta (58,850).....	13	3
10/27 * Philadelphia (64,257).....	14	10
11/3 Detroit (49,129).....	14	19
11/10 * Miami (74,289).....	0	21
11/17 * Los Angeles (57,287).....	20	7
11/25 * Pittsburgh (71,907).....	7	28
12/1 Minnesota (48,456).....	9	29
12/8 * St. Louis (57,152).....	14	0
12/15 San Francisco (49,567).....	21	35
	<u>166</u>	<u>263</u>

1975 (2-12) Coach: John North (6 games) Ernie Hefferle (8 games)

	Saints	Opp.
9/21 Washington (54,414).....	3	41
9/28 * Cincinnati (52,531).....	0	21
10/5 Atlanta (29,444).....	7	14
10/12 * Green Bay (51,371).....	20	19
10/19 San Francisco (40,990).....	21	35
10/26 Los Angeles (60,771).....	14	38
11/2 * Atlanta (56,614).....	23	7
11/9 Oakland (51,764).....	10	48
11/16 * Minnesota (62,765).....	7	20
11/23 * San Francisco (40,328).....	6	16
11/30 Cleveland (44,753).....	16	17
12/7 * Los Angeles (39,358).....	7	14
12/14 New York Giants (40,150).....	14	28
12/21 * Chicago (33,371).....	17	42
	<u>165</u>	<u>360</u>

1976 (4-10) Coach: Hank Stram 3rd place, NFC West

	Saints	Opp.
9/12 * Minnesota (58,156).....	9	40
9/19 * Dallas (61,413).....	6	24
9/26 Kansas City (53,918).....	27	17
10/3 * Houston (51,973).....	26	31
10/10 * Atlanta (51,521).....	30	0
10/17 San Francisco (43,160).....	3	33
10/24 * Los Angeles (51,984).....	10	16
10/31 Atlanta (34,127).....	20	23
11/7 Green Bay (Milw. 52,936).....	27	32
11/14 * Detroit (42,048).....	17	16
11/21 Seattle (61,865).....	51	27
11/28 Los Angeles (54,906).....	14	33
12/5 New England (53,592).....	6	27
12/12 * San Francisco (42,536).....	7	27
	<u>253</u>	<u>346</u>

1977 (3-11) Coach: Hank Stram 4th place, NFC West

	Saints	Opp.
9/18 * Green Bay (56,548).....	20	24
9/25 Detroit (51,548).....	19	23
10/2 Chicago (51,488).....	42	24
10/9 * San Diego (53,942).....	0	14
10/16 Los Angeles (46,045).....	7	14
10/23 St. Louis (48,417).....	31	49
10/30 * Los Angeles (59,023).....	27	26
11/6 Philadelphia (53,482).....	7	28
11/13 * San Francisco (41,564).....	7(OT)	10
11/20 * Atlanta (43,135).....	21	20
11/27 San Francisco (33,702).....	17	20
12/4 * New York Jets (40,464).....	13	16
12/11 * Tampa Bay (40,124).....	14	33
12/18 Atlanta (36,895).....	7	35
	<u>232</u>	<u>336</u>

1978 (7-9) Coach: Dick Nolan 3rd place, NFC West

	Saints	Opp.
9/3 * Minnesota (54,187).....	31	24
9/10 Green Bay (Milw. 54,336).....	17	28
9/17 * Philadelphia (49,242).....	17	24
9/24 Cincinnati (40,455).....	20	18
10/1 * Los Angeles (61,654).....	20	26
10/8 * Cleveland (50,158).....	16	24
10/15 San Francisco (37,671).....	14	7
10/22 Los Angeles (47,574).....	10	3
10/29 * New York Giants (58,806).....	28	17
11/5 Pittsburgh (48,525).....	14	20
11/12 * Atlanta (70,323).....	17	20
11/19 Dallas (57,920).....	7	27
11/26 Atlanta (55,521).....	17	20
12/3 * San Francisco (50,068).....	24	13
12/10 * Houston (63,169).....	12	17
12/17 Tampa Bay (51,209).....	17	10
	<u>281</u>	<u>298</u>





1979 (8-8) Coach: Dick Nolan
2nd place, NFC West

	Saints	Opp.
9/2 * Atlanta (70,940).....	34(OT)	40
9/9 Green Bay (Milw. 53,184) ...	19	28
9/16 * Philadelphia (54,212).....	14	26
9/23 San Francisco (39,727).....	30	21
9/30 * New York Giants (51,543)....	24	14
10/7 * Los Angeles (68,986).....	17	35
10/14 Tampa Bay (67,640).....	42	14
10/21 * Detroit (57,428).....	7	7
10/28 Washington (52,133).....	14	10
11/4 Denver (74,482).....	3	10
11/11 * San Francisco (65,551).....	31	20
11/18 Seattle (60,055).....	24	38
11/25 Atlanta (42,815).....	37	6
12/3 * Oakland (65,541).....	35	42
12/9 * San Diego (61,059).....	0	35
12/16 Los Angeles (53,879).....	29	14
	370	360

1980 (1-15) Coach: Dick Nolan (12 games)
Dick Stanfel (4 games)
4th place, NFC West

	Saints	Opp.
9/7 * San Francisco (58,621).....	23	26
9/14 Chicago (65,523).....	3	22
9/21 * Buffalo (51,154).....	26	35
9/28 Miami (40,946).....	16	21
10/5 * St. Louis (45,388).....	7	40
10/12 Detroit (78,147).....	13	24
10/19 * Atlanta (62,651).....	14	41
10/26 Washington (51,375).....	14	22
11/2 Los Angeles (59,909).....	31	45
11/9 * Philadelphia (45,340).....	21	34
11/16 Atlanta (53,871).....	13	31
11/24 * Los Angeles (53,488).....	7	27
11/30 * Minnesota (30,936).....	20	23
12/7 San Francisco (37,949).....	35(OT)	38
12/14 New York Jets (38,077).....	21	20
12/21 * New England (38,277).....	27	38
	291	487

1981 (4-12) Coach: Bum Phillips
4th place, NFC West

	Saints	Opp.
9/6 Atlanta (57,406).....	0	27
9/13 * Los Angeles (62,063).....	23	17
9/20 New York Giants (69,814).....	7	20
9/27 San Francisco (44,433).....	14	21
10/4 * Pittsburgh (64,578).....	6	20
10/11 * Philadelphia (52,728).....	14	31
10/18 Cleveland (76,059).....	17	20
10/25 * Cincinnati (46,336).....	17	7
11/1 * Atlanta (63,637).....	10	41
11/8 Los Angeles (61,068).....	21	13
11/15 Minnesota (45,215).....	10	20
11/22 Houston (49,581).....	27	24
11/29 * Tampa Bay (62,209).....	14	31
12/6 St. Louis (46,923).....	3	30
12/13 * Green Bay (45,518).....	7	35
12/20 * San Francisco (43,639).....	17	21
	207	378

1982 (4-5) Coach: Bum Phillips
2nd place, NFC West

	Saints	Opp.
9/12 * St. Louis (58,763).....	7	21
9/19 Chicago (56,600).....	10	0
11/21 * Kansas City (39,341).....	27	17
11/28 San Francisco (51,611).....	23	20
12/5 * Tampa Bay (61,709).....	10	13
12/12 Atlanta (39,535).....	0	35
12/19 Dallas (64,506).....	7	21
12/26 * Washington (48,667).....	10	27
1/2 * Atlanta (47,336).....	35	6
	129	160

1983 (8-8) Coach: Bum Phillips
3rd place, NFC West

	Saints	Opp.
9/4 * St. Louis (65,225).....	28	17
9/11 Los Angeles (45,572).....	27	30
9/18 * Chicago (64,692).....	34(OT)	31
9/25 Dallas (62,136).....	20	21
10/2 * Miami (66,489).....	17	7
10/9 Atlanta (51,654).....	19	17
10/16 * San Francisco (68,154).....	13	32
10/23 Tampa Bay (48,242).....	24	21
10/30 Buffalo (49,413).....	21	27
11/6 * Atlanta (67,062).....	27	10
11/13 San Francisco (40,022).....	0	27
11/21 * New York Jets (68,606).....	28	31
11/27 * Minnesota (59,502).....	17	16
12/4 New England (24,579).....	0	7
12/11 Philadelphia (45,182).....	20(OT)	17
12/18 * Los Angeles (70,148).....	24	26
	319	337

1984 (7-9) Coach: Bum Phillips
3rd place, NFC West

	Saints	Opp.
9/2 * Atlanta (66,652).....	28	36
9/9 * Tampa Bay (54,686).....	17	13
9/16 San Francisco (57,611).....	20	30
9/23 * St. Louis (58,723).....	34	24
9/30 Houston (43,108).....	27	10
10/7 Chicago (53,752).....	7	20
10/14 * Los Angeles (63,161).....	10	28
10/21 Dallas (50,966).....	27(OT)	30
10/28 Cleveland (52,849).....	16	14
11/4 * Green Bay (57,426).....	13	23
11/11 Atlanta (40,590).....	17	13
11/19 * Pittsburgh (66,005).....	27	24
11/25 * San Francisco (65,117).....	3	35
12/2 Los Angeles (49,348).....	21	34
12/9 * Cincinnati (40,855).....	21	24
12/15 New York Giants (63,739).....	10	3
	298	361

1985 (5-11) Coach: Bum Phillips (12 games)
Wade Phillips (4 games)
3rd place, NFC West

	Saints	Opp.
9/8 * Kansas City (57,760).....	27	47
9/15 Denver (74,448).....	23	34
9/22 * Tampa Bay (45,320).....	20	13
9/29 San Francisco (58,053).....	20	17
10/6 * Philadelphia (56,364).....	23	21
10/13 L.A. Raiders (48,152).....	13	23
10/20 Atlanta (44,784).....	24	31
10/27 * New York Giants (54,082)....	13	21
11/3 Los Angeles (49,030).....	10	28
11/10 * Seattle (47,365).....	3	27
11/17 Green Bay (Milw. 52,104)....	14	38
11/24 Minnesota (54,117).....	30	23
12/1 * Los Angeles (44,122).....	29	3
12/8 St. Louis (29,527).....	16	28
12/15 * San Francisco (46,065).....	19	31
12/22 * Atlanta (37,717).....	10	16
	294	401

1986 (7-9) Coach: Jim Mora
4th place, NFC West

	Saints	Opp.
9/7 * Atlanta (67,950).....	10	31
9/14 * Green Bay (56,383).....	24	10
9/21 San Francisco (58,297).....	17	26
9/28 N.Y. Giants (72,765).....	17	20
10/5 * Washington (57,317).....	6	14
10/12 Indianapolis (53,512).....	17	14
10/19 * Tampa Bay (43,355).....	38	7
10/26 N.Y. Jets (44,246).....	23	28
11/2 * San Francisco (53,234).....	23	10
11/9 * Los Angeles (62,352).....	6	0
11/16 St. Louis (32,069).....	16	7
11/23 Los Angeles (58,600).....	13	26
11/30 * New England (58,259).....	20	21
12/7 * Miami (64,761).....	27	31
12/14 Atlanta (39,994).....	14	9
12/21 Minnesota (51,209).....	17	33
	288	287

1987 (12-3) Coach: Jim Mora
2nd place, NFC West

	Saints	Opp.
9/13 * Cleveland (59,900).....	28	21
9/20 Philadelphia (57,485).....	17	27
10/4 * Los Angeles (29,745).....	37	10
10/11 St. Louis (11,795).....	19	24
10/18 Chicago (46,813).....	19	17
10/25 * San Francisco (60,497).....	22	24
11/1 Atlanta (42,196).....	38	0
11/8 Los Angeles (43,379).....	31	14
11/15 San Francisco (60,436).....	26	24
11/22 * N.Y. Giants (67,639).....	23	14
11/29 Pittsburgh (47,896).....	20	16
12/6 * Tampa Bay (66,471).....	44	34
12/13 * Houston (68,257).....	24	10
12/20 Cincinnati (43,424).....	41	24
12/27 * Green Bay (68,364).....	33	24
	422	283

NFC Wild Card Playoff
1/3 * Minnesota (68,127).....10 44

1988 (10-6) Coach: Jim Mora
3rd place, NFC West

	Saints	Opp.
9/4 * San Francisco (66,357).....	33	34
9/11 Atlanta (48,901).....	29	21
9/18 Detroit (37,180).....	22	14
9/25 * Tampa Bay (66,671).....	13	9
10/3 * Dallas (68,474).....	20	17
10/9 San Diego (42,693).....	23	17
10/16 Seattle (63,569).....	20	19
10/23 * L.A. Raiders (66,249).....	20	6
10/30 * L.A. Rams (68,238).....	10	12
11/6 Washington (54,183).....	24	27
11/13 L.A. Rams (63,305).....	14	10
11/20 * Denver (68,075).....	42	0
11/27 * N.Y. Giants (66,526).....	12	13
12/4 Minnesota (61,215).....	3	45
12/11 San Francisco (62,977).....	17	30
12/18 * Atlanta (60,566).....	10	9
	312	283

1989 (9-7) Coach: Jim Mora
3rd place, NFC West

	Saints	Opp.
9/10 * Dallas (66,977).....	28	0
9/17 Green Bay (55,809).....	34	35
9/24 Tampa Bay (44,053).....	10	20
10/1 * Washington (64,358).....	14	16
10/8 * San Francisco (60,488).....	20	24
10/15 * N.Y. Jets (59,521).....	29	14
10/22 L.A. Rams (57,567).....	40	21
10/29 * Atlanta (65,153).....	20	13
11/6 San Francisco (60,667).....	13	31
11/12 New England (47,680).....	28	24
11/19 Atlanta (53,173).....	26	17
11/26 * L.A. Rams (64,274).....	17(OT)	20
12/3 Detroit (38,550).....	14	21
12/10 Buffalo (70,037).....	22	19
12/18 * Philadelphia (59,218).....	30	20
12/24 * Indianapolis (49,009).....	41	6
	386	301





1990 (8-8) Coach: Jim Mora
2nd place, NFC West

	Saints	Opp.
9/10 * San Francisco (68,629).....	12	13
9/16 Minnesota (56,272).....	3	32
9/23 * Phoenix (61,110).....	28	7
10/7 Atlanta (57,401).....	27	28
10/14 * Cleveland (68,608).....	25	20
10/21 Houston (57,908).....	10	23
10/28 * Detroit (64,368).....	10	27
11/4 Cincinnati (60,067).....	21	7
11/11 * Tampa Bay (67,865).....	35	7
11/18 Washington (52,573).....	17	31
11/25 * Atlanta (68,629).....	10	7
12/2 Dallas (60,087).....	13	17
12/9 L.A. Rams (56,864).....	24	20
12/6 * Pittsburgh (68,582).....	6	9
12/13 San Francisco (60,112).....	13	10
12/31 *L.A. Rams (68,647).....	20	17
	274	275

NFC First-Round Playoffs

1/6 Chicago (60,767).....	6	16
---------------------------	---	----

1991 (11-5) Coach: Jim Mora
1st place, NFC West

	Saints	Opp.
9/1 * Seattle (68,492).....	27	24
9/8 Kansas City (74,816).....	17	10
9/15 * L.A. Rams (68,583).....	24	7
9/22 * Minnesota (68,591).....	26	0
9/29 Atlanta (56,556).....	27	6
10/13 Philadelphia (64,224).....	13	6
10/20 * Tampa Bay (68,591).....	23	7
10/27 * Chicago (68,591).....	17	20
11/3 L.A. Rams (58,713).....	24	17
11/10 * San Francisco (68,591).....	10	3
11/17 San Diego (48,420).....	21	24
11/24 * Atlanta (68,591).....	20(OT)	23
12/1 San Francisco (62,092).....	24	38
12/8 Dallas (64,530).....	14	23
12/16 * L.A. Raiders (68,625).....	27	0
12/22 Phoenix (30,928).....	27	3
	341	211

NFC First-Round Playoffs

12/28 * Atlanta (68,794).....	20	27
-------------------------------	----	----

SAINTS DRAFT TRIVIA

In 28 college drafts (1967-94), the Saints have selected 401 players from 152 different colleges and universities.

BY POSITIONS: 61 running backs, 52 linebackers, 47 wide receivers, 43 cornerbacks, 33 guards, 31 tackles, 30 safeties and defensive ends, 23 defensive tackles, 21 tight ends, 14 quarterbackes, 8 centers, 5 punters and 3 kickers.

BY COLLEGE: 11 from Southern Cal and Nebraska, 8 from Michigan, Missouri, Oklahoma and *Tulane; 7 from Notre Dame; 6 from LSU and Tennessee; 5 from Colorado, Florida, Georgia, Houston, Minnesota, Mississippi, Ohio State, Pittsburgh, San Diego State, Southern, Tulsa, Virginia, West Virginia and Washington State.

*Bart Graves (1971), Steve Barrios (1972), Rusty Lachaussee (1972), Tommy Thibodeaux (1974), Mike Truax (1974), Charles Hall (1975), Marvin Lewis (1982), Treg Songy (1985).



SAINTS PRESEASON RESULTS

1967 (5-1)

	Saints	Opp.
Los Angeles (26,364) at Anaheim.....	7	16
St. Louis (25,500) at Shreveport.....	23	14
Pittsburgh (35,000) at Baton Rouge.....	20	17
San Francisco (23,348) at Portland, Ore.....	24	10
Miami (11,214) at Charleston, S.C.....	20	17
Atlanta (67,486) at New Orleans.....	27	14

1968 (2-4)

	Saints	Opp.
Los Angeles (29,505) at Anaheim.....	7	21
Boston (57,152) at New Orleans.....	19	0
Houston (42,734) at Houston.....	23	24
Cleveland (70,045) at New Orleans.....	40	27
Atlanta (49,832) at Atlanta.....	10	16
Minnesota (23,000) at Shreveport.....	17	20

1969 (2-4)

	Saints	Opp.
San Diego (31,683) at San Diego.....	7	10
Denver (28,356) at Denver.....	28	22
Pittsburgh (40,000) at Baton Rouge.....	24	34
Atlanta (69,898) at New Orleans.....	21	17
Houston (79,937) at New Orleans.....	14	30
Detroit (30,312) at Detroit.....	7	42

1970 (4-2)

	Saints	Opp.
Minnesota (17,932) at Canton.....	14	13
Houston (46,223) at Houston.....	19	10
Detroit (76,778) at New Orleans.....	17	31
Boston (32,000) at Jackson.....	26	20
N.Y. Jets (78,581) at New Orleans.....	14	27
San Diego (63,904) at New Orleans.....	20	14

1971 (0-6)

	Saints	Opp.
Buffalo (35,758) at Buffalo.....	10	14
Dallas (73,560) at Dallas.....	21	36
Kansas City (70,459) at New Orleans.....	7	27
San Diego (35,405) at San Diego.....	7	22
Philadelphia (60,487) at New Orleans.....	0	34
Houston (60,971) at New Orleans.....	17	24

1972 (1-4-1)

	Saints	Opp.
Philadelphia (53,372) at Philadelphia.....	13	10
Buffalo (66,762) at New Orleans.....	21	24
Dallas (81,070) at New Orleans.....	7	30
San Diego (64,506) at New Orleans.....	14	16
Pittsburgh (43,302) at Memphis.....	7	56
Houston (44,571) at Houston.....	14	14

1973 (1-5)

	Saints	Opp.
Kansas City (67,216) at Kansas City.....	6	12
Miami (80,050) at Miami.....	13	14
Dallas (61,022) at Dallas.....	14	24
New England (64,131) at New Orleans.....	6	31
N.Y. Jets (67,434) at New Orleans.....	17	28
Houston (62,339) at New Orleans.....	16	10

1974 (3-3)

	Saints	Opp.
Pittsburgh (45,339) at New Orleans.....	7	26
Miami (41,524) at Miami.....	20	45
New England (20,456) at Foxboro.....	3	7
Dallas (56,563) at New Orleans.....	16	7
N.Y. Jets (59,829) at New Orleans.....	24	7
Houston (35,103) at Houston.....	24	16

1975 (2-4)

	Saints	Opp.
Houston (72,434) at New Orleans.....	7	13
Denver (40,089) at New Orleans.....	24	21
Miami (61,253) at New Orleans.....	10	20
Baltimore (60,643) at New Orleans.....	27	3
Pittsburgh (47,341) at Pittsburgh.....	3	24
Cincinnati (48,453) at Cincinnati.....	0	20

1976 (4-2)

	Saints	Opp.
Pittsburgh (56,039) at New Orleans.....	14	24
Houston (38,675) at Houston.....	13	10
Buffalo (36,110) at Buffalo.....	21	14
Baltimore (38,879) at Baltimore.....	26	OT 20
Cincinnati (60,044) at New Orleans.....	13	10
Miami (63,383) at New Orleans.....	7	20

1977 (5-1)

	Saints	Opp.
Chicago (55,163) at Chicago.....	20	14
N.Y. Giants (49,900) at New Orleans.....	23	7
Buffalo (66,282) at New Orleans.....	20	17
N.Y. Jets (49,455) at New Orleans.....	14	20
Miami (39,970) at Miami.....	17	10
Houston (49,964) at New Orleans.....	20	16

1978 (2-2)

	Saints	Opp.
Philadelphia (30,000) at Mexico City.....	14	7
Miami (54,105) at New Orleans.....	17	31
Tampa Bay (49,042) at New Orleans.....	3	14
Houston (49,554) at Houston.....	17	3

1979 (1-3)

	Saints	Opp.
Miami (44,704) at Miami.....	7	14
Chicago (45,085) at New Orleans.....	6	13
Tampa Bay (49,042) at Tampa.....	7	14
Houston (54,469) at New Orleans.....	10	7

1980 (1-3)

	Saints	Opp.
St. Louis (57,923) at New Orleans.....	17	13
Houston (43,376) at Houston.....	17	20
Detroit (49,631) at Detroit.....	17	40
Miami (50,635) at New Orleans.....	0	20

1981 (3-1)

	Saints	Opp.
Baltimore (46,792) at New Orleans.....	24	23
Houston (67,562) at New Orleans.....	27	7
Philadelphia (28,001) at Syracuse, N.Y.....	6	37
Detroit (52,090) at New Orleans.....	20	OT 17



1982 (1-3)		Saints	Opp.	1988 (2-2)		Saints	Opp.
Houston (44,599) at Houston	20	22	Minnesota (47,624) at Minnesota	23	20	Phoenix (51,987) at Phoenix	28
Kansas City (46,585) at New Orleans	6	3	Indianapolis (54,117) at Indianapolis	6	18	Pittsburgh (56,174) at New Orleans	28
Cleveland (55,689) at New Orleans	17	20					
Minnesota (59,810) at Minneapolis	21	24					
1983 (3-2)		Saints	Opp.	1989 (1-3)		Saints	Opp.
Pittsburgh (23,909) at Canton, Ohio	14	27	Indianapolis (57,771) at New Orleans	7	31	Buffalo (48,512) at Buffalo	10
Tampa Bay (53,111) at Tampa	17	20	Cincinnati (51,150) at New Orleans	27	10	Washington (56,181) at New Orleans	26
Miami (38,735) at Miami	19	17					
Houston (60,430) at New Orleans	20	13					
N.Y.Jets (58,176) at New Orleans	17	10					
1984 (3-1)		Saints	Opp.	1990 (4-1)		Saints	Opp.
Kansas City (34,230) at Kansas City	34	20	L.A. Raiders (63,106) at London	17	10	Minnesota (48,154) at Minnesota	13
Atlanta (58,502) at New Orleans	31	21	Green Bay (47,848) at Madison, Wis.	13	27	Buffalo (51,959) at New Orleans	28
Houston (45,522) at Houston	31	19	Indianapolis (54,796) at New Orleans	17	14		
Washington (52,040) at New Orleans	9	14					
1985 (1-3)		Saints	Opp.	1991 (2-2)		Saints	Opp.
New England (27,014) at New England	32	20	Minnesota (58,953) at New Orleans	18	3	Green Bay (55,730) at New Orleans	31
Houston (53,491) at New Orleans	20	23	Indianapolis (50,896) at Indianapolis	28	34	Miami (44,099) at Miami	28
Tampa Bay (49,337) at New Orleans	10	14					
San Diego (40,462) at San Diego	20	21					
1986 (2-2)		Saints	Opp.	1992 (3-1)		Saints	Opp.
Denver (47,408) at Denver	10	7	Chicago (53,846) at Chicago	34	31	Pittsburgh (61,671) at New Orleans	26
New England (54,364) at New Orleans	34	38	Houston (61,194) at New Orleans	3	33	Miami (60,021) at Baltimore, Md.	17
Houston (38,617) at Houston	13	24					
Kansas City (47,945) at New Orleans	13	10					
1987 (3-1)		Saints	Opp.	1993 (4-1)		Saints	Opp.
Minnesota (52,884) at New Orleans	23	17	Philadelphia (49,363) at Tokyo, Japan	28	16	Houston (40,308) at San Antonio, Texas	37
Houston (51,562) at New Orleans	13	16	Green Bay (59,523) at Madison, Wis.	26	17	Chicago (61,149) at New Orleans	20
Pittsburgh (46,770) at New Orleans	31	28	Detroit (60,700) at New Orleans	16	17		
Cincinnati (46,289) at Cincinnati	26	14					

PRONUNCIATION GUIDE

Tom Backes	BACK es
Jim Dombrowski	dum BROW skee
Vic Fangio	FAN gee o
Brad Lebo	LEE bo
Tyrone Legette	luh GET
Craig Novitsky	no VIT skee
Doug Nussmeier	NUSS my uhr
Shane Pahukoa	pow uh KOH uh
Steve Rhem	REM
Joel Smeenge	SMEN ghee
Scott Szereby	sher REDDY
Jeff Uhlenhake	you-lun-HAKE



SAINTS STANDINGS

1967 (Capitol Division, 4th place)				1974 (Western Division, 3rd place)					
W	L	T	Pct.	W	L	T	Pct.		
Dallas	9	5	0	.643	Los Angeles	10	4	0	.714
Philadelphia	6	7	1	.462	San Francisco	6	8	0	.429
Washington	5	6	3	.455	New Orleans	5	9	0	.357
New Orleans	3	11	0	.214	Atlanta	3	11	0	.214
1968 (Century Division, 3rd place)				1975 (Western Division, 4th place)					
W	L	T	Pct.	W	L	T	Pct.		
Cleveland	10	4	0	.714	Los Angeles	12	2	0	.857
St. Louis	9	4	1	.692	San Francisco	5	9	0	.357
New Orleans	4	9	1	.308	Atlanta	4	10	0	.286
Pittsburgh	2	11	1	.154	New Orleans	2	12	0	.143
1969 (Capitol Division, 3rd place)				1976 (Western Division, 3rd place)					
W	L	T	Pct.	W	L	T	Pct.		
Dallas	11	2	1	.846	Los Angeles	10	3	1	.750
Washington	7	5	2	.583	San Francisco	8	6	0	.571
New Orleans	5	9	0	.357	New Orleans	4	10	0	.286
Philadelphia	4	9	1	.308	Atlanta	4	10	0	.286
					Seattle	2	12	0	.143
1970 (Western Division, 4th place)				1977 (Western Division, 4th place)					
W	L	T	Pct.	W	L	T	Pct.		
San Francisco	10	3	1	.769	Los Angeles	10	4	0	.714
Los Angeles	8	5	1	.615	Atlanta	7	7	0	.500
Atlanta	4	8	2	.333	San Francisco	5	9	0	.357
New Orleans	2	11	1	.154	New Orleans	3	11	0	.214
1971 (Western Division, 4th place)				1978 (Western Division, 3rd place)					
W	L	T	Pct.	W	L	T	Pct.		
San Francisco	9	5	0	.643	Los Angeles	12	4	0	.750
Los Angeles	8	5	1	.615	Atlanta	9	7	0	.563
Atlanta	7	6	1	.538	New Orleans	7	9	0	.438
New Orleans	4	8	2	.333	San Francisco	2	14	0	.125
1972 (Western Division, 4th place)				1979 (Western Division, 2nd place)					
W	L	T	Pct.	W	L	T	Pct.		
San Francisco	9	5	0	.615	Los Angeles	9	7	0	.563
Atlanta	7	7	0	.500	New Orleans	8	8	0	.500
Los Angeles	6	7	1	.464	Atlanta	6	10	0	.375
New Orleans	2	11	1	.154	San Francisco	2	14	0	.125
1973 (Western Division, 3rd place)				1980 (Western Division, 4th place)					
W	L	T	Pct.	W	L	T	Pct.		
Los Angeles	12	2	0	.857	Atlanta	12	4	0	.750
Atlanta	9	5	0	.643	Los Angeles	11	5	0	.687
New Orleans	5	9	0	.357	San Francisco	6	10	0	.375
San Francisco	5	9	0	.357	New Orleans	1	15	0	.062



1981
(Western Division, 4th place)

	W	L	T	Pct.
San Francisco	13	3	0	.813
Atlanta	7	9	0	.438
Los Angeles	6	10	0	.375
New Orleans	4	12	0	.250

1982
(Western Division, 2nd place)

	W	L	T	Pct.
Atlanta	5	4	0	.556
New Orleans	4	5	0	.444
San Francisco	3	6	0	.333
Los Angeles	2	7	0	.222

1983
(Western Division, 3rd place)

	W	L	T	Pct.
San Francisco	10	6	0	.625
Los Angeles	9	7	0	.563
New Orleans	8	8	0	.500
Atlanta	7	9	0	.438

1984
(Western Division, 3rd place)

	W	L	T	Pct.
San Francisco	15	1	0	.938
Los Angeles	10	6	0	.625
New Orleans	7	9	0	.438
Atlanta	4	12	0	.250

1985
(Western Division, 3rd place)

	W	L	T	Pct.
Los Angeles	11	5	0	.687
San Francisco	10	6	0	.625
New Orleans	5	11	0	.313
Atlanta	4	12	0	.250

1986
(Western Division, 4th place)

	W	L	T	Pct.
San Francisco	10	5	1	.656
Los Angeles	10	6	0	.625
Atlanta	7	8	1	.469
New Orleans	7	9	0	.438

1987
(Western Division, 2nd place)

	W	L	T	Pct.
San Francisco	13	2	0	.867
New Orleans	12	3	0	.800
Los Angeles	6	9	0	.400
Atlanta	3	12	0	.200

1988
(Western Division, 3rd place)

	W	L	T	Pct.
San Francisco	10	6	0	.625
Los Angeles	10	6	0	.625
New Orleans	10	6	0	.625
Atlanta	5	11	0	.313

1989
(Western Division, 3rd place)

	W	L	T	Pct.
San Francisco	14	2	0	.875
Los Angeles	11	5	0	.688
New Orleans	9	7	0	.563
Atlanta	3	13	0	.188

1990
(Western Division, 2nd place)

	W	L	T	Pct.
San Francisco	14	2	0	.875
New Orleans	8	8	0	.500
Los Angeles	5	11	0	.313
Atlanta	5	11	0	.313

1991
(Western Division, 1st place)

	W	L	T	Pct.
New Orleans	11	5	0	.688
Atlanta	10	6	0	.625
San Francisco	10	6	0	.625
Los Angeles	3	13	0	.188

1992
(Western Division, 2nd place)

	W	L	T	Pct.
San Francisco	14	2	0	.875
New Orleans	12	4	0	.750
Atlanta	6	10	0	.375
Los Angeles	6	10	0	.375

1993
(Western Division, 2nd place)

	W	L	T	Pct.
San Francisco	10	6	0	.625
New Orleans	8	8	0	.500
Atlanta	6	10	0	.375
Los Angeles	5	11	0	.313

SAINTS DRAFT CHOICES

1967

- traded to Baltimore
- Leslie Kelley, fb.....Alabama
- James (Bo) Burris, s.....Houston
- John Gilliam, rb.....South Carolina State
- David Rowe, de.....Penn State
- traded to Baltimore
- Del Williams, g.....Florida State
- Ben Hart, wr.....Oklahoma
- Ron Widby, p.....Tennessee
- Bill Carr, c.....Florida
- Tom Stangle, t.....Dayton
- Don McCall, rb.....USC
- John Douglas, cb.....Texas Southern
- John Harvey, g.....Kansas
- Charles (Bo) Wood, lb.....North Carolina
- Gary Hertzog, g.....Willamette
- Bob McKelvey, lb.....Northwestern
- Sam Harris, te.....Colorado
- Barry Siler, lb.....Albion
- Tim Lavens, te.....Idaho
- Eugene Ross, cb.....Oklahoma
- Charles Brown, rb.....Missouri
- Roosevelt Robertson, te.....North Carolina College
- Jim Benson, g.....Florida
- Bernard Corbin, cb.....Alabama A&M
- Ronnie Pack, g.....Texas Tech
- John Robinson, wr.....Tennessee A&I
- Bill Stetz, lb.....Boston College
- Gary Grossnickle, s.....Missouri
- Jim Hester, te.....North Carolina
- George Stetter, cb.....Virginia
- John Snow, dt.....Wake Forest
- Darrell Johnson, rb.....Lamar
- Marcus Rhoden, wr.....Mississippi State
- Bruce Cortez, cb.....Parsons College
- Dan Abramowicz, wr.....Xavier (Ohio)
- Billy Bob Stewart, lb.....SMU
(choice acquired from Baltimore)
- Jim Walker, s.....Providence

1968

- traded to Green Bay
- Kevin Hardy, de.....Notre Dame
(choice acquired from Minnesota)
- choice to Los Angeles for joining scouting combine
- Dave Szmakowski, wr.....West Texas State
- Willie Crittendon, dt.....Tulsa
- Dan Sartin, g.....Mississippi
- Ronnie Lee South, qb.....Arkansas
- traded to San Francisco
- Ray Phillips, g.....Michigan
(choice acquired from Detroit)
- Eugene Howard, cb.....Langston
- Dick Swatland, g.....Notre Dame
- Joe Blake, g.....Tulsa
- Doug Robinson, s.....Iowa State



1969

- traded to San Francisco
- John Shinnars, g.....Xavier (Ohio)
(choice acquired from Minnesota)
- traded to Baltimore
- Richard Neal, de.....Southern
(choice acquired from St. Louis)
- traded to Detroit
- Dennis Hale, s.....Minnesota
- Bob Hudspeth, t.....Southern Illinois
(choice acquired from Dallas)
- Tony Kyasky, s.....Syracuse
- Keith Christensen, t.....Kansas
(choice acquired from New York Giants)
- Bob Miller, te.....USC
- traded to Baltimore
- Jim Lawrence, wr.....USC
- Joe Owens, lb.....Alcorn State
- McKinley Reynolds, rb.....Hawaii
- Tommy Morel, wr.....LSU
- Tom Broadhead, rb.....Santa Barbara State
- Joe Robillard, cb.....Linfield (Oregon)
- Gary Loyd, p.....California Lutheran
- Bill Waller, wr.....Xavier (Ohio)
- Edd Hargett, qb.....Texas A&M
- Chico Kurzawski, s.....Northwestern

1970

- Ken Burrough, wr.....Texas Southern
- traded to Cleveland
- Clovis Swinney, de.....Arkansas State
- Delles Howell, cb.....Grambling
- Glenn Cannon, s.....Mississippi
(choice acquired from Chicago)
- traded to Washington
- Steve Ramsey, qb.....North Texas State
(choice acquired from Los Angeles)
- Mel Easley, cb.....Oregon State
- Lon Woodard, de.....San Diego State
- Lawrence Estes, de.....Alcorn State
- Jim Otis, rb.....Ohio State
- Jim Brumfield, rb.....Indiana State
- Gary Klar, lb.....Arizona
- Willie Davenport, cb.....Southern
- selection declared ineligible
- Doug Sutherland, de.....Wisconsin-Superior
- Jim Vest, de.....Washington State
- Cliff Gasper, dt.....Grambling
- Doug Wyatt, s.....Tulsa



1971

1. Archie Manning, qb Mississippi
- 2a. traded to Chicago
- 2b. Sam Holden, t Gambling
(choice acquired from Houston)
3. Bivian Lee, cb Prairie View
- 4a. traded to Dallas
- 4b. Carlos Bell, te Houston
- 4c. Wimpy Winther, c Mississippi
(choice acquired from Washington)
- 4d. D'artagnan Martin, cb Kentucky State
- 4e. Don Morrison, t Texas-Arlington
5. traded to Pittsburgh
6. Don Morehead, rb Michigan
- 7a. Larry DiNardo, g Notre Dame
- 7b. Bob Newland, wr Oregon
(choice acquired from Kansas City)
- 8a. traded to Pittsburgh
- 8b. James Elder, cb Southern
(choice acquired from Washington)
- 8c. Bob Gresham, rb West Virginia
(choice acquired from Oakland)
9. Tom Williams, s Willamette
10. Rocky Pamplin, rb Hawaii
11. Bob Pollard, de Weber State
12. Ron Gathright, cb Morehead State
13. Don Burchfield, te Ball State
14. Bobby Scott, qb Tennessee
15. Bart Graves, de Tulane
16. Craig Robinson, t Houston
17. Hermann Eban, wr Oklahoma State

1972

1. Royce Smith, g Georgia
- 2a. traded to Oakland
- 2b. Willie Hall, lb USC
- 3a. Bob Kuziel, c Pittsburgh
- 3b. Tom Myers, s Syracuse
- 4a. Mike Crangle, de Tennessee-Martin
- 4b. Joe Federspiel, lb Kentucky
(choice acquired from Kansas City)
- 4c. Mike Coleman, de Knoxville College
- 5a. Bill Butler, rb Kansas State
(choice acquired from Green Bay)
- 5b. Carl Johnson, t Nebraska
- 5c. Bo Davies, s South Carolina
(choice acquired from Baltimore)
- 6a. Wayne Dorton, g Arkansas State
- 6b. Curt Watson, rb Tennessee
(choice acquired from Oakland)
7. Ernie Jackson, cb Duke
8. Ron Vinson, wr Abilene Christian
9. Kent Branstetter, dt Houston
10. Andy Kupp, g Idaho
11. Paul Dongieux, lb Mississippi
12. Steve Lockhart, te Arkansas State
13. Cephus Weatherspoon, wr Ft. Lewis
14. Steve Barrios, wr Tulane
15. Rusty Lachaussee, qb Tulane
16. Joe Balthrop, g Tennessee
17. Dick Graham, wr Oklahoma State

1973

1. traded to Baltimore
- 2a. Derland Moore, de Oklahoma
- 2b. Steve Baumgartner, de Purdue
(choice acquired from New York Jets)
- 3a. traded to Washington
- 3b. Pete Van Valkenburg, rb Brigham Young
(choice acquired from New York Jets)
- 4a. traded to Detroit
- 4b. Jim Merlo, lb Stanford
(choice acquired from Baltimore)
5. traded to Denver
- 6a. traded to Washington
- 6b. Marty Shufford, rb Arizona
7. Billy Cahill, s Washington
- 8a. Bob Peterson, g Utah
- 8b. Doug Winslow, wr Drake
(choice acquired from Washington)
9. Mike Fink, cb Missouri
10. Jeff Horsley, rb North Carolina Central
11. James Owens, rb Auburn
12. Paul Orndorff, te Tampa
13. Richard Watkins, dt Weber State
14. Paul Fersen, t Georgia
15. Mike Evenson, c North Dakota State
16. Howard Stevens, rb Louisville
17. Bobby Garner, te Winston-Salem

1974

1. Rick Middleton, lb Ohio State
(swapped #1 choices from Detroit)
2. Paul Seal, te Michigan
3. traded to Cincinnati
- 4a. traded to Minnesota
- 4b. Rod McNeil, rb USC
- 5a. traded to Cincinnati
- 5b. Joel Parker, wr Florida
(choice acquired from San Francisco)
- 5c. Terry Schmidt, cb Ball State
(choice acquired from Atlanta)
6. traded to Detroit
7. traded to Minnesota
8. Alvin Maxson, rb SMU
9. Phil LaPorta, t Penn State
- 10a. Frosty Anderson, wr Nebraska
(choice acquired from Houston)
- 10b. Tommy Thibodeaux, g Tulane
11. Kent Merritt, wr Virginia
12. James Buckmon, de Pittsburgh
13. Mike Truax, lb Tulane
14. Kent Marshall, s TCU
15. Larry Cipa, qb Michigan
16. Don Coleman, lb Michigan
17. Marvin Williams, wr Western Illinois

1975

- 1a. Larry Burton, wr Purdue
- 1b. Kurt Schumacher, g Ohio State
(choice acquired from Jets for Billy Newsome)
2. Lee Gross, c Auburn

- 3a. Andrew Jones, rb Washington State
(choice acquired from Minnesota)
- 3b. Elois Grooms, de Tennessee Tech
- 4a. traded to San Francisco
- 4b. John Starkebaum, s Nebraska
(choice acquired from Philadelphia)
- 4c. Charles Hall, de Tulane
(choice acquired from St. Louis)
5. traded to Chicago
6. Mike Lemon, lb Kansas
7. Steve Rogers, rb LSU
8. traded to St. Louis
9. Mike Strachan, rb Iowa State
10. Chuck Heater, rb Michigan
11. Danny Lee, p N.E. Louisiana
12. Ron Gustafson, wr North Dakota State
13. Jim Upchurch, rb Arizona
14. Randy Rhino, cb Georgia Tech
15. Grant Burget, rb Oklahoma
16. Mike McDonald, lb Catawba
17. Greg Westbrook, lb Colorado

1976

1. Chuck Muncie, rb California
2. Tony Galbreath, rb Missouri
3. Bob Simmons, t Texas
4. Tinker Owens, wr Oklahoma
5. Scott Parrish, t Utah State
6. Terry Stieve, g Wisconsin
7. Ed Bauer, g Notre Dame
8. Craig Cassidy, dt Ohio State
9. Warren Peiffer, s Iowa
10. Junior Hardin, lb Eastern Kentucky
11. Greg Kokal, qb Kent State
12. Milton Butts, t North Carolina State
13. Kenny Downing, s Missouri
14. Rich Hucke, de Western Montana
15. Steve Seminoff, dt Wichita State
16. Gene Jones, t Bowling Green
17. Scott McDonald, te West Virginia

1977

1. Joe Campbell, de Maryland
2. Mike Fultz, dt Nebraska
3. Robert Watts, lb Boston College
4. traded to Los Angeles for LB Ken Bordenon
- 5a. Dave Lafary, t Purdue
- 5b. Dave Hubbard, t Brigham Young
(choice acquired from Baltimore)
- 6a. Cliff Parsley, p Oklahoma State
- 6b. Tom Schick, g Maryland
(choice acquired from Los Angeles)
7. Greg Boykin, rb Northwestern
8. Jimmy Stewart, s Tulsa
9. Dave Knowles, t Indiana
10. Rafael Septien, k S.W. Louisiana
11. John Blain, t San Jose State
12. Oakley Dalton, dt Jackson State



1978

1. Wes Chandler, wr Florida
2. James Taylor, t Missouri
3. Barry Bennett, dt Concordia (Minn.)
4. Don Schwartz, s Washington State
5. Eric Felton, cb Texas Tech
- 6a. Mike Rieker, qb Lehigh
- 6b. Francis Chesley, lb Wyoming
7. traded to New York Jets for de Richard Neal
8. Brooks Williams, te North Carolina
9. Richard Carter, cb North Carolina State
10. traded to New York Giants for lb Pat Hughes
- 11a. Nathan Besaint, dt Southern
- 11b. David Riley, rb West Virginia
(choice acquired from Seattle)
12. Larry Hardy, te Jackson State

1979

1. Russell Exleben, k-p Texas
2. Reggie Mathis, lb Oklahoma
3. traded to Miami as compensation for signing DE Don Reese
4. Jim Kovach, lb Kentucky
5. Harlan Huckleby, rb Michigan
6. Ricky Ray, cb Norfolk State
7. Stan Sytsma, lb Minnesota
8. Doug Panfil, g Tulsa
9. traded to Kansas City for dt Keith Simons
10. traded to Oakland for LB Floyd Rice
11. David Hall, wr Missouri-Rolla
12. Kelsey Finch, rb Tennessee

1980

1. Stan Brock, t Colorado
2. David Waymer, cb Notre Dame
3. traded to Minnesota for T Steve Riley
4. Mike Jolly, cb Michigan
5. traded to Minnesota for T Steve Riley
6. Lester Boyd, lb Kentucky
7. Mike Morucci, rb Bloomsburg State
8. Mike Evans, lb Stanford
9. Frank Mordica, rb Vanderbilt
10. Tanya Webb, de Michigan State
11. Gene Woodard, rb Texas A&M
12. Kiser Lewis, lb Florida A&M

1981

1. George Rogers, rb South Carolina
1. Dave Wilson, qb Illinois
(Supplemental '81 draft choice)
- 2a. Russell Gary, s Nebraska
- 2b. Rickey Jackson, lb Pittsburgh
(choice acquired from San Diego)
- 3a. Frank Warren, de Auburn
- 3b. Hobby Brenner, te USC
(choice acquired from Minnesota)
4. traded to Miami for qb Guy Benjamin
- 5a. Louis Oubre, g Oklahoma
- 5b. Jerry Boyarsky, nt Pittsburgh
(choice acquired from Minnesota)



- 6a. Nat Hudson, g.....Georgia
 6b. Johnnie Poe, cb.....Missouri
 (choice acquired from Oakland)
 6c. Glen Redd, lb.....Brigham Young
 7. Kevin Williams, wr.....USC
 8a. traded to New England for g Sam Adams
 8b. Gene Gladys, lb.....Penn State
 (choice acquired from Buffalo)
 8c. Kevin Evans, s.....Arkansas
 (choice acquired from San Diego)
 9. Toussaint Tyler, rb.....Washington
 10. Hokie Gajan, rb.....LSU
 11. Lester Mickens, wr.....Kansas
 12. Jim Wilks, dt.....San Diego State

1982

1. Lindsay Scott, wr.....Georgia
 (choice acquired from San Diego)
 2. Brad Edelman, c.....Missouri
 3a. Rodney Lewis, cb.....Nebraska
 3b. Eugene Goodlow, wr.....Kansas State
 (choice acquired from Minnesota)
 3c. Kenny Duckett, wr.....Wake Forest
 (choice acquired from Washington)
 3d. John Krimm, s.....Notre Dame
 (choice acquired from San Diego)
 4. Morten Andersen, k.....Michigan State
 5. Tony Elliott, nt.....North Texas State
 6. Marvin Lewis, rb.....Tulane
 7. To Miami for qb Guy Benjamin
 8. Chuck Slaughter, t.....South Carolina
 8b. Traded to Washington
 12

1983

1. traded to Green Bay for de Bruce Clark
 2. Steve Korte, g.....Arkansas
 3a. John Tice, te.....Maryland
 3b. Cliff Austin, rb.....Clemson
 (choice acquired from St. Louis)
 4. traded to Buffalo
 5. Gary Lewis, dt.....Oklahoma State
 6. to Cincinnati for te Don Bass
 7. to Kansas City for lb Whitney Paul
 8. David Greenwood, s.....Wisconsin
 9. traded to New England
 12.

1984

1. traded to New York Jets for qb Richard Todd
 2. James Geathers, dt.....Wichita State
 3a. Terry Hoage, s.....Georgia
 (choice acquired from Buffalo)
 3b. Tyrone Anthony, rb.....North Carolina
 4a. to Denver for g Kelvin Clark
 4b. Joel Hilgenberg, c.....Iowa
 (choice acquired from New England)
 5. Jitter Fields, cb.....Texas
 6. Don Thorp, nt.....Illinois

7. traded to Raiders for past consideration
 8. Clemon Terrell, rb.....Southern Mississippi
 9. Brian Hansen, p.....Sioux Falls College
 10. Paul David Gray, lb.....Western Kentucky
 11. Michel Bourgeois, de.....Boise State
 12. Byron Nelson, t.....Arizona

1984 USFL Supplemental Draft

1. Vaughan Johnson, lb.....North Carolina State
 2. Mel Gray, rb.....Purdue
 3. Steve Bearden, lb.....Vanderbilt

1985

1. traded to Houston for rb Earl Campbell
 1. Alvin Toles, lb.....Tennessee
 2. Daren Gilbert, t.....Cal State-Fullerton
 3. Jack Del Rio, lb.....USC
 4. Billy Allen, s.....Florida State
 5. To Washington in George Rogers trade
 to Atlanta for te Junior Miller
 7. Eric Martin, wr.....LSU
 8. Joe Kohlbrand, lb.....Miami
 9. Earl Johnson, cb.....South Carolina
 10. To Washington in George Rogers trade
 11. To Washington in George Rogers trade
 12. Treg Songy, s.....Tulane

1986

1. Jim Dombrowski, t.....Virginia
 2. Dalton Hilliard, rb.....LSU
 3a. Rueben Mayes, rb.....Washington State
 (choice acquired from Tampa Bay)
 3b. Pat Swilling, lb.....Georgia Tech
 3c. Barry Word, rb.....Virginia
 (choice acquired from Indianapolis)
 4. Kelvin Edwards, wr.....Liberty Baptist
 5. Reggie Sutton, cb.....Miami
 6. Robert Thompson, wr.....Youngstown State
 7. Gill Fenerty, rb.....Holy Cross
 8. Filipo Mokofisi, lb.....Utah
 9. Merlon Jones, lb.....Florida A&M
 10. Jonathan Dumbauld, de.....Kentucky
 11. Patrick Swoopes, nt.....Mississippi State
 12. Sebastian Brown, wr.....Bethune-Cookman

1987

1. Shawn Knight, de.....Brigham Young
 Lonzell Hill, wr.....Washington
 3. Michael Adams, cb.....Arkansas State
 4. Steve Trapilo, g.....Boston College
 5. Milton Mack, cb.....Alcorn State
 6. Thomas Hensley, wr.....Stanford
 7. Gene Atkins, s.....Florida A&M
 8. Toi Cook, cb.....Stanford
 9. Scott Leach, lb.....Ohio State
 10. Robert Clark, wr.....North Carolina Central
 11. Arthur Wells, te.....Grambling
 12. Tyrone Sorrells, g.....Georgia Tech

1988

1. Craig Heyward, rb.....Pittsburgh
 2. Brett Perriman, wr.....Miami
 3. Tony Stephens, nt.....Clemson
 4. Lydell Carr, rb.....Oklahoma
 5a. Greg Scales, te.....Wake Forest
 (from Kansas City for LB Jack Del Rio)
 5b. Keith Taylor, cb.....Illinois
 6. Bob Sims, g.....Florida
 7. Brian Forde, lb.....Washington St.
 8. Glenn Derby, t.....Wisconsin
 9. Clarence Nunn, cb.....San Diego St.
 10a. Todd Santos, qb.....San Diego St.
 (choice acquired from Denver)
 10b. Vincent Fizer, lb.....Southern
 11. Gary Couch, wr.....Minnesota
 12. Paul Jurgensen, lb.....Georgia Tech

1989

1. Wayne Martin, de.....Arkansas
 2. Robert Massey, cb.....North Carolina Central
 3. Kim Phillips, cb.....North Texas St.
 4. Michael Mayes, cb.....LSU
 5. Kevin Haverdink, t.....Western Michigan
 6. Floyd Turner, wr.....Northwestern (La.) St.
 7. David Griggs, lb.....Virginia
 8. Fred Hadley, wr.....Mississippi St.
 9. Jerry Leggett, lb.....Cal State-Fullerton
 10. Joe Henderson, rb.....Iowa St.
 11. Calvin Nicholson, cb.....Oregon St.
 12. Michael Cadore, wr.....Eastern Kentucky

1990

1. Renaldo Turnbull, de.....West Virginia
 2. Vince Buck, cb.....Central State (Ohio)
 3. Joel Smeenge, de.....Western Michigan
 4. DeMond Winston, lb.....Vanderbilt
 5. Charles Arbuckle, te.....UCLA
 6a. Mike Buck, qb.....Maine
 6b. James Williams, lb.....Mississippi St.
 (choice acquired from Minn. thru
 Dallas and Raiders)
 7. Scott Hough, g/t.....Maine
 8a. Gerry Gdowski, qb.....Nebraska
 (choice acquired from Raiders)
 8b. Derrick Carr, de.....Bowling Green
 9a. Broderick Graves, rb.....Winston-Salem State
 (choice acquired from Raiders)
 9b. Lonnie Brockman, lb.....West Virginia
 10a. Gary Cooper, wr.....Clemson
 (choice acquired from Raiders)
 10b. Ernest Spears, s.....USC
 11a. Webbie Burnett, nt.....Western Kentucky
 (choice acquired from Raiders)
 11b. To Philadelphia for rb Bobby Morse
 12. Chris Port, t.....Duke



1991

1. To Dallas for QB Steve Walsh
 2. Wesley Carroll, wr.....Miami (Fla.)
 3. To Dallas for QB Steve Walsh
 4. To Raiders for #6, 8, 9, 10, 11 in 1990
 5. Reggie Jones, cb.....Memphis St.
 6. Fred McAfee, rb.....Mississippi College
 7. Hayward Haynes, g.....Florida St.
 8. Frank Wainright, te.....Northern Colorado
 9. Anthony Wallace, rb.....California
 10. To Tampa Bay for Robert Goff
 11. Scott Ross, lb.....USC
 12. Mark Drabczak, g.....Minnesota

1992

1. Vaughn Dunbar, rb.....Indiana
 2. To Dallas for Steve Walsh
 3. Tyrone Legette, cb.....Nebraska
 4a. Gene McGuire, c.....Notre Dame
 (from Seattle for RB Rueben Mayes)
 4b. Sean Lumpkin, s.....Minnesota
 5a. To Houston for RB Allen Pinkett
 5b. Torrance Small, wr.....Alcorn St.
 (from Detroit for WR Brett Perriman)
 6. Kary Vincent, cb.....Texas A&M
 7. To Raiders for S Vencie Glenn
 8. Robert Stewart, nt.....Alabama
 9. Donald Jones, lb.....Washington
 10. Marcus Dowdell, wr.....Tennessee St.
 11. Mike Gisler, g.....Houston
 12. Scott Adell, t.....North Carolina St.

1993

- 1a. William Roaf, t.....Louisiana Tech
 (choice acquired from Detroit for LB Pat Swilling)
 1b. Iv Smith, te.....Notre Dame
 (choice acquired from Phoenix through
 San Francisco in exchange of 1st-round picks)
 2. Reggie Freeman, lb.....Florida St.
 3a. To San Francisco as part of swap of first-round picks
 4a. Lorenzo Neal, lb.....Fresno St.
 (choice acquired from Detroit for LB Pat Swilling)
 4b. Derek Brown, rb.....Nebraska
 5. Tyrone Hughes, cb.....Nebraska
 6. Ronnie Dixon, nt.....Cincinnati
 7. Othello Henderson, s.....UCLA
 8. Jon Kirksey, nt.....Cal St. - Sacramento

1994

1. Joe Johnson, de.....Louisville
 (swapped first-round picks with N.Y. Jets)
 2. Mario Bates, rb.....Arizona St.
 3. Winfred Tubbs, lb.....Texas
 4. Doug Nussmeier, qb.....Idaho
 5a. Herman Carroll, de.....Mississippi St.
 5b. Craig Novitsky, g.....UCLA
 (from N.Y. Jets)
 6. Derrell Mitchell, wr.....Texas Tech
 7. Lance Lundberg, t.....Nebraska



SAINTS ALLTIME ROSTER

COACHES

Amadee, Lynn—LSU.....	1973
Barnes, Billy Ray—Wake Forest.....	1969-70, 1975
Beake, John—Trenton St.....	1976-77
Beard, Ed—Tennessee.....	1978-80
Biles, Ed—Miami (Ohio).....	1969-70
Boudreau, Paul—Boston College.....	1987-93
Buchanann, Buck—Grambling.....	1976-77
Campbell, Whitey—Miami.....	1976-80
Capers, Dom—Mount Union.....	1986-91
Champion, Jim—Mississippi St.....	1971-72
Cummings, Bob—Vanderbilt.....	1973-75
Dickson, George—Notre Dame.....	1967-68
Ecklund, Brad—Oregon.....	1968-70
Erkenbeck, Jim—San Diego St.....	1986
Everest, Andy—Texas-El Paso.....	1981-85
Fangio, Vic—East Stroudsburg.....	1986-92
Faulkner, Jack—Miami (Ohio).....	1967-69
Fears, Tom—UCLA.....	1967-70
Franklin, Chet—Utah.....	1978-79
Garrett, Jim—Utah State.....	1976-77
Glick, Fred—Colorado St.....	1980
Hatley, Mark—Oklahoma St.....	1985
Hefferle, Ernie—Duquesne.....	1975
Heinrich, Don—Washington.....	1969-70
Hewgley, Wimp—Wyoming.....	1974-75
Hill, Bob—Jackson State.....	1978-79
Hill, King—Rice.....	1981-85
Hughes, Ed—Tulsa.....	1978-80
Khayat, Ed—Tulane.....	1967-70
Kotite, Rich—Wagner.....	1977
Ledbetter, Bob—Mississippi Industrial.....	1974-75
Lavra, John—Pittsburg (Kan.).....	1981-85
Marciano, Joe—Temple.....	1986-93
Matuszak, Marv—Tulsa.....	1971-73
Mauck, Carl—Southern Illinois.....	1982-85
McHan, Lamar—Arkansas.....	1974-75, 1978-84
Mora, Jim E.—Occidental.....	1986-93
Mora, Jim L.—Washington.....	1992-93
Nicolau, Nick—Southern Connecticut.....	1980
Nolan, Dick—Maryland.....	1977-80
North, John—Vanderbilt.....	1973-75
Paternostro, Russell—San Diego St.....	1981-93
Pease, John—Utah.....	1986-93
Phillips, Jim (Red)—Auburn.....	1973-75
Phillips, O.A. (Burn)—S.F. Austin.....	1981-85
Phillips, Wade—Houston.....	1981-85
Pratt, Tom—Miami.....	1978-80
Riecke, Lou—LSU.....	1980
Richardson, Harold—SMU.....	1981-85
Roberts, J.D.—Oklahoma.....	1967-68, 1971-73
Roy, Alvin—LSU.....	1976-77
Royer, Jim—Navy.....	1970-72
Rutigiano, Sam—Tulsa.....	1976-77
Shaw, Bob—Ohio State.....	1967-68
Shipp, Ken—Middle Tennessee St.....	1971-72
Shively, Doug—Kentucky.....	1974-76
Sidwell, Steve—Colorado.....	1986-93
Skipper, Jim—Whittier.....	1986-93
Smith, Carl—Cal Poly-SLO.....	1986-93
Smith, Jerry—Wisconsin.....	1969-70
Spencer, Joe—Oklahoma St.....	1981-85
Stanfel, Dick—San Francisco.....	1976-80
Stram, Hank—Purdue.....	1976-77

Tate, Charlie—Florida.....	1971
Van Zandt, Lance—Lamar.....	1981-84
Walters, Steve—Arkansas.....	1986-93
White, Dixie—Texas Tech.....	1973
Whitehead, Bud—Florida St.....	1971-75
Wiggin, Paul—Stanford.....	1978-79
Wood, Dick—Auburn.....	1976-77
Young, John Paul—Texas-El Paso.....	1981-85
Yowsarsky, Walt—Kentucky.....	1967-68
Zapalac, Willie—Texas A&M.....	1981-85

PLAYERS

A	
Abramowicz, Dan (WR)—Xavier (Ohio).....	1967-73
Absher, Dick (LB)—Maryland.....	1969-71
Adams, Michael (DB)—Arkansas St.....	1987-88
Adams, Sam (G)—Prairie View.....	1981
Adkins, Margene (WR)—Henderson J.C.....	1972
Alexander, Vincent (FB)—Southern Miss.....	1987
Alphin, Gerald (WR)—Kansas St.....	1990-91
Andersen, Morten (K)—Michigan St.....	1982-93
Anderson, Dick (T)—Ohio St.....	1967
Anderson, Gary (G)—Stanford.....	1978
Anderson, Jesse (TE)—Mississippi St.....	1993
Andrus, Sheldon (NT)—Nicholls State.....	1986-87
Anthony, Tyrone (RB)—North Carolina.....	1984-85
Askson, Bert (TE)—Texas Southern.....	1976
Athas, Pete (S)—Tennessee.....	1967-69
Atkins, Doug (DE)—Tennessee.....	1987-93
Atkins, Gene (S)—Florida A&M.....	1983
Austin, Cliff (RB)—Clemson.....	1983

B	
Backes, Tom (G)—Oklahoma.....	1993
Baker, Melvin (WR)—Michigan.....	1975
Baker, Tony (RB)—Iowa St.....	1968-71
Banks, Gordon (WR)—Stanford.....	1980-81
Barnhardt, Tommy (P)—N. Carolina.....	1987, 89-93
Barnwell, Malcolm (WR)—Virginia Union.....	1985
Barrington, Tom (RB)—Ohio St.....	1967-70
Bass, Don (TE)—Houston.....	1982
Baumgartner, Steve (DE)—Purdue.....	1973-77
Beasley, John (TE)—California.....	1973-74
Bell, Carlos (TE)—Houston.....	1980
Benjamin, Guy (QB)—Stanford.....	1981
Bennett, Barry (DE)—Concordia (Minn.).....	1978-81
Bennett, Monte (DT)—Kansas State.....	1981
Benson, Cliff (TE)—Purdue.....	1987-88
Beverly, Dwight (RB)—Illinois.....	1987
Blanchard, Cary (K)—Oklahoma St.....	1992
Blanchard, Tom (P)—Oregon.....	1974-78
Board, Dwaine (DE)—North Carolina A&T.....	1988
Boeke, Jim (T)—Heidelberg.....	1968
Bordelon, Ken (LB)—LSU.....	1976-77, 79-82
Bosarge, Wade (DB)—Tulsa.....	1977
Boysarsky, Jerry (NT)—Pittsburgh.....	1981
Boyd, Greg (S)—Arizona.....	1984
Boykin, Greg (RB)—Northwestern.....	1987
Brannon, Robert (DE)—Arkansas.....	1987
Brenner, Hoby (TE)—USC.....	1981-93
Brewer, Johnny (LB)—Mississippi.....	1968-70
Brown, Bob (TE)—Alcorn A&M.....	1972-73
Brown, Charlie (LB)—Missouri.....	1967-68
Brown, Derek (RB)—Nebraska.....	1993
Brown, Ray (SS)—West Texas St.....	1978-80
Buck, Mike (QB)—Maine.....	1990-93

Buck, Vince (CB)—Central St. (Oh.).....	1990-93
Burchfield, Don (TE)—Ball St.....	1971
Burke, Vern (TE)—Oregon St.....	1967
Burkert, Jackie (LB)—Auburn.....	1967-70
Burns, Ed (QB)—Nebraska.....	1978-80
Burns, Bo (S)—Houston.....	1967-69
Burrough, Ken (WR)—Texas Southern.....	1970
Burton, Larry (WR)—Purdue.....	1975-77
Butler, Bill (RB)—Kansas State.....	1972-74
Butler, Skip (K)—Texas-Arlington.....	1971
Byrd, Israel (CB)—Utah St.....	1993

C

Car, Tom (DE)—Morgan St.....	1968
Carroll, Wesley (WR)—Miami (Fla.).....	1991-92
Campbell, Earl (RB)—Texas.....	1984-85
Campbell, Joe (DE)—Maryland.....	1977-80
Campen, James (C/G)—Tulane.....	1987-88
Capone, Warren (LB)—LSU.....	1976
Carter, David (C)—Western Kentucky.....	1984-85
Cassady, Craig (DB)—Ohio St.....	1977
Caster, Rich (TE)—Jackson St.....	1981
Chambers, Rusty (LB)—Tulane.....	1975-76
Chandler, Wes (WR)—Florida.....	1978-81
Chapman, Clarence (CB)—Eastern Mich.....	1976-80
Chapman, Gil (WR)—Michigan.....	1975
Childs, Henry (TE)—Kansas St.....	1974-80
Cipa, Larry (QB)—Michigan.....	1974-75
Clark, Bruce (DE)—Penn State.....	1982-88
Clark, Kelvin (G)—Nebraska.....	1982-85
Clark, Robert (WR)—N.C. Central.....	1987-88
Cody, Bill (LB)—Auburn.....	1967-70
Cofer, Mike (K)—North Carolina State.....	1987
Colchico, Dan (DE)—San Jose St.....	1969
Coleman, Don (LB)—Michigan.....	1974-75
Collins, Larry (RB)—Texas A&I.....	1980
Colman, Wayne (LB)—Temple.....	1969-74, 76
Comiskey, Chuck (G)—Mississippi.....	1986-88
Contz, Bill (T)—Penn State.....	1986-88
Cook, Tom (CB)—Stanford.....	1987-93
Coombs, Larry (C)—Idaho.....	1980
Cooper, Richard (T)—Tennessee.....	1990-93
Cordileone, Lou (DT)—Clemson.....	1967-68
Cordill, Ollie (P)—Memphis St.....	1969
Cortez, Bruce (CB)—Parsons.....	1967
Crangle, Mike (DE)—Tennessee-Martin.....	1972
Cresch, Bob (LB)—TCU.....	1973
Crist, Chuck (S)—Penn St.....	1975-77
Croon, Sylvester (C)—Alabama.....	1975
Crosby, Ron (LB)—Penn St.....	1978
Cunningham, Carl (LB)—Houston.....	1971
Cuzzo, Gary (QB)—Virginia.....	1967

D

Dalton, Oakley (DT)—Jackson St.....	1977
Davis, Bob (QB)—Virginia.....	1973
Davis, Dave (WR)—Tennessee St.....	1974
Davis, Dick (RB)—Nebraska.....	1970
Davis, Norman (G)—Grambling.....	1969
Davis, Ted (LB)—Georgia Tech.....	1967-69
Davis, Travis (NT)—Michigan St.....	1990
Dawsey, Stacey (WR)—Indiana.....	1987
DeForest, Joe (LB)—Southwestern La.....	1987
DeGrenier, Jack (RB)—Texas-Arlington.....	1974
DeMatt, Jim (DB)—North Carolina.....	1975
Del Rio, Jack (LB)—USC.....	1985-86
Dempsy, Tom (K)—Palomar J.C.....	1969-70
Derby, Glenn (T)—Wisconsin.....	1989-90
Didion, John (LB-C)—Oregon St.....	1971-74

Dixon, Ronnie (NT)—Cincinnati.....	1993
Dobler, Conrad (G)—Wyoming.....	1978-79
Dodd, Al (WR)—N.W. Louisiana.....	1969-71
Dombrowski, Jim (G/T)—Virginia.....	1986-93
Donovan, Tom (WR)—Penn State.....	1980
Dorris, Andy (DE)—New Mexico St.....	1973-76
Douglas, John (CB)—Texas Southern.....	1967-68
Douglass, Bobby (QB)—Kansas.....	1976-77
Dowdell, Marcus (WR)—Tennessee St.....	1992-93
Duckett, Kenny (WR)—Wake Forest.....	1983-84
Dumbauld, Jonathan (DE)—Kentucky.....	1986, 88
Dunbar, Jubilee (WR)—Southern.....	1973
Dunbar, Karl (DE)—LSU.....	1993
Dunbar, Vaughn (RB)—Indiana.....	1992
Durkee, Charlie (K)—Okla. St.....	1967-68, 1971-72
Dusenberry, Bill (RB)—J.C. Smith.....	1970

E

Early, Quinn (WR)—Iowa.....	1991-93
Edelman, Brad (G)—Missouri.....	1982-89
Edwards, Kelvin (WR)—Liberty Baptist.....	1986
Elliott, Ted (NT)—Mankato State.....	1987
Elliott, Tony (NT)—North Texas St.....	1982-88
Emanuel, Frank (LB)—Tennessee.....	1970
Erkleben, Russell (K-P)—Texas.....	1979-83
Estes, Lawrence (DE)—Alcorn A&M.....	1970-71
Evans, Chuck (LB)—Stanford.....	1980-81

F

Fagan, Julian (P)—Mississippi.....	1970-72
Farasopolos, Chris (S)—Brigham Young.....	1974
Farber, Hap (LB)—Mississippi.....	1970
Faulkner, Jeff (DE)—Southern.....	1993
Federspiel Joe (LB)—Kentucky.....	1972-80
Feller, Happy (K)—Texas.....	1972-73
Felton, Eric (CB)—Texas Tech.....	1978-80
Fenerty, Gill (RB)—Holy Cross.....	1990-91
Ferguson, Jim (LB)—USC.....	1968
Fersen, Paul (T)—Georgia.....	1973-74
Fichtner, Ross (S)—Purdue.....	1968
Fields, Jitter (PR)—Texas.....	1984
Fifer, Bill (G)—West Texas St.....	1978
Fink, Mike (CB)—Missouri.....	1973
Finnie, Roger (T)—Florida A&M.....	1979
Flanigan, Jim (LB)—Pittsburgh.....	1971
Ford, James (RB)—Texas Southern.....	1971-72
Forde, Brian (LB)—Washington St.....	1988-91
Fourcade, John (QB)—Mississippi.....	1987-90
Fourcade, Keith (LB)—Mississippi.....	1987
Fowler, Bobby (FB)—Louisiana Tech.....	1984-85
Fraser, Jim (P)—Wisconsin.....	1968
Frazier, Paul (RB)—Northwestern La.....	1989
Freeman, Reggie (LB)—Florida St.....	1993
Fritsch, Tomi (K)—None.....	1982
Fulley, Johnny (S)—Lamar.....	1973-75
Fultz, Mike (DT)—Nebraska.....	1977-80

G

Gajan, Hokie (FB)—LSU.....	1982-85
Galbreath, Tony (RB)—Missouri.....	1976-80
Garrett, Len (TE)—New Mexico Highlands.....	1973-75
Garcia, Jim (DE)—Purdue.....	1967
Gary, Russell (SS)—Nebraska.....	1981-86
Geathers, James (DE)—Wichita St.....	1984-89
Gibbs, Donnie (P)—TCU.....	1974
Gibson, Antonio (SS)—Cincinnati.....	1986-89, 92
Gilbert, Daren (T)—Cal State-Fullerton.....	1985-88
Gilliam, John (WR)—S. Carolina St.....	1967-68, 1977
Gloff, Vencie (S)—Indiana St.....	1991
Goff, Robert "Pig" (NT)—Auburn.....	1990-93





Goich, Dan (DT) — California.....1971
 Goodluck, Eugene (WR) — Kansas State.....1983-86
 Gottschalk, Darren (TE) — Cal Lutheran.....1987
 Granger, Hoyle (RB) — Mississippi St.....1971
 Gray, Cecil (T) — North Carolina.....1993
 Gray, David (DB) — East Los Angeles JC.....1979
 Gray, Kevin (DB) — Eastern Illinois.....1982
 Gray, Leon (T) — Jackson St.....1982-83
 Gray, Mel (RB) — Purdue.....1986-88
 Green, Arthur (RB) — Albany St.....1972
 Green, Sammy (LB) — Florida.....1980
 Gregory, Ted (NT) — Syracuse.....1988
 Gresham, Bob (RB) — West Virginia.....1971-72
 Grooms, Elois (DE) — Tennessee Tech.....1975-81
 Gros, Earl (RB) — LSU.....1970
 Gross, Lee (C) — Auburn.....1975-77
 Groth, Jeff (WR) — Bowling Green.....1981-85
 Gwinn, Ross (G) — N.W. Louisiana.....1968

H

Hall, Tom (WR) — Minnesota.....1967
 Hall, Willie (LB) — USC.....1972-73
 Hamilton, Andy (WR) — LSU.....1975
 Hansen, Brain (P) — Sioux Falls.....1984-88
 Harding, Greg (DB) — Nicholls St.....1984
 Hardy, Larry (TE) — Jackson St.....1978-85
 Hargett, Edd (QB) — Texas A&M.....1969-72
 Harris, Bill (RB) — Colorado.....1971
 Harris, Herbert (WR) — Lamar.....1986-87
 Harris, Ike (WR) — Iowa St.....1978-81
 Harris, Rod (WR) — Texas A&M.....1989
 Harrison, Victor (WR) — North Carolina.....1987
 Hart, Ben (S) — Oklahoma.....1967
 Hart, Jeff (T) — Oregon St.....1976
 Hart, Tommy (DE) — Morris Brown.....1980
 Harvey, George (G) — Kansas.....1967
 Haverdink, Kevin (T) — Western Michigan.....1989-91
 Havriak, Sam (WR) — Bucknell.....1974
 Hayes, Billie (CB) — San Diego St.....1972
 Haynes, James (LB) — Mississippi Valley.....1984-89
 Hazelton, Major (DB) — Florida A&M.....1970
 Hebert, Bobby (QB) — Northwestern La.....1985-89,
 91-92
 Heidel, Jimmy (S) — Mississippi.....1967
 Henderson, Othello (S) — UCLA.....1993
 Herrmann, Don (WR) — Waynesburg St.....1975-77
 Hester, Jim (TE) — North Dakota.....1967-69
 Hester, Ray (LB) — Tulane.....1971-73
 Heyward, Craig (FB) — Pittsburgh.....1988-92
 Hilgenberg, Jay (C) — Iowa.....1993
 Hilgenberg, Joel (C/G) — Iowa.....1984-93
 Hill, John (C) — Lehigh.....1975-84
 Hill, Lonzell (WR) — Washington.....1987-90
 Hilliard, Dalton (RB) — LSU.....1986-93
 Hines, Glen Ray (T) — Arkansas.....1971-72
 Hoage, Terry (DB) — Georgia.....1984-85
 Hobbbs, Billy (LB) — Texas A&M.....1972
 Hodge, Milford (DE) — Washington St.....1986
 Holden, Sam (T) — Grambling.....1971
 Hollas, Hugo (S) — Rice.....1970-72
 Holloway, Stan (LB) — California.....1980
 Holmes, Jack (RB) — Texas Southern.....1978-82
 Housman, Walter (T/G) — Upsala.....1987
 Howard, Gene (CB) — Langston.....1968-70
 Howell, Delles (CB) — Grambling.....1970-72
 Huard, John (LB) — Maine.....1971
 Hubbard, Dave (T) — Brigham Young.....1977

Hudson, Nat (G) — Georgia.....1981
 Hughes, Pat (LB) — Boston U.....1977-79
 Hughes, Tyrone (CB) — Nebraska.....1993
 Hunt, Kevin (T) — Doane.....1978
 Hurley, Bill (DB) — Syracuse.....1982-83
 Hyatt, Fred (WR) — Auburn.....1973

I

Ingram, Kevin (QB) — East Carolina.....1987

J

Jackson, Ernie (CB) — Duke.....1972-77
 Jackson, Rickey (LB) — Pittsburgh.....1981-93
 Jacobs, Harry (LB) — Bradley.....1970
 Jakes, Van (CB) — Kent St.....1986-88
 James, Phillip (C) — Southern.....1987
 Jean Baptiste, Garland (FB) — LSU.....1987
 Jennings, Stanford (RB) — Furman.....1991
 Jetton, Paul (G) — Texas.....1992-93
 Johnson, Bennie (CB) — J.C. Smith.....1976
 Johnson, Bobby (DB) — Texas.....1983-84, 1986
 Johnson, Carl (G) — Nebraska.....1972-73
 Johnson, Earl (CB) — South Carolina.....1985
 Johnson, Nate (RB) — Texas Southern.....1987
 Johnson, Undra (RB) — West Virginia.....1989
 Johnson, Vaughan (LB) — N.C. State.....1986-93
 Johnson, Walter (LB) — Louisiana Tech.....1989
 Jones, Andrew (RB) — Washington St.....1975-76
 Jones, Jerry (T) — Bowling Green.....1967-69
 Jones, Kim (FB) — Colorado St.....1976-79
 Jones, Mike (WR) — Tennessee St.....1986-87, 1989
 Jones, Reginald (FB) — Memphis St.....1991-93
 Jordan, Buford (CB) — McNeese St.....1986-92
 Jordan, Jimmy (RB) — Florida.....1967
 Jurich, Tom (K) — Northern Arizona.....1978

K

Kaplan, Ken (T) — New Hampshire.....1987
 Kearney, Jim (S) — Prairie View.....1976
 Keim, Mike (T) — Brigham Young.....1991
 Kelley, Les (RB) — Alabama.....1967-69
 Kelly, Mike (TE) — Davidson.....1973
 Kempf, Florian (K) — Pennsylvania.....1987
 Kennard, Derek (G) — Nevada-Reno.....1991-93
 Kilmer, Billy (QB) — UCLA.....1967-70
 Kimbrough, Elbert (S) — Northwestern.....1968
 Kingrea, Rick (LB) — Tulane.....1973-77
 Knafeic, Greg (TE) — Notre Dame.....1983
 Knight, Shawn (DE) — Brigham Young.....1987
 Knowles, David (T) — Indiana.....1977
 Kohlbrand, Joe (LB) — Miami (Fla.).....1985-89
 Kopay, Dave (LB) — Washington.....1971
 Korte, Steve (C) — Arkansas.....1983-90
 Kovach, Jim (LB) — Kentucky.....1979-85
 Kramer, Kent (TE) — Minnesota.....1967
 Kramer, Tommy (QB) — Rice.....1990
 Krimm, John (S) — Notre Dame.....1982
 Kupp, Jake (G) — Washington.....1967-75
 Kuziel, Bob (C) — Pittsburgh.....1972

L

Lafany, Dave (T) — Purdue.....1977-85
 LaGrand, Morris (RB) — Tampa.....1975
 LaPorta, Phil (T) — Penn State.....1974-75
 Laufenberg, Babe (QB) — Indiana.....1986
 Lawson, Odell (RB) — Langston.....1973-74
 Leach, Scott (LB) — Ohio State.....1987
 Leach, William (G/T) — North Carolina State.....1987
 Lee, Bivian (CB) — Prairie View.....1971-75
 Lee, Mark (CB) — Washington.....1991

Legette, Tyrone (CB) — Nebraska.....1992-93
 Leggett, Brad (C) — USC.....1990-91
 Leggett, Earl (DT) — LSU.....1967-68
 Lemon, Mike (LB) — Kansas.....1975
 Lewis, Gary (RB) — Arizona St.....1970
 Lewis, Gary (NT) — Oklahoma St.....1983
 Lewis, Marvin (RB) — Tulane.....1982
 Lewis, Reggie (DE) — San Diego St.....1983-84
 Lewis, Rodney (CB) — Nebraska.....1982-84
 Leybold, John (K) — None.....1978
 Linden, Errol (T) — Houston.....1969-70
 Lindsey, Dale (LB) — Western Kentucky.....1973
 Linhart, Toni (K) — Austria Tech.....1972
 Lips, Louis (WR) — Southern Mississippi.....1992
 Livingston, Andy (RB) — Phoenix JC.....1969-70
 Loberg, Greg (G/T) — California.....1987
 Logan, Obert (S) — Trinity.....1967
 Long, Dave (DE) — Iowa.....1969-72
 Looney, Joe Don (RB) — Oklahoma.....1969
 Lonick, Tony (RB) — Arizona St.....1968-69
 Lumpkin, Sean (S) — Minnesota.....1992-93
 Lyons, Dicky (S) — Kentucky.....1970

Mc

McAfee, Fred (RB) — Mississippi Coll.....1991-93
 McCall, Don (RB) — USC.....1967-68, 1970
 McClard, Bill (K) — Arkansas.....1973-75
 McCleskey, J.J. (WR) — Tennessee.....1993
 McCormick, Dave (T) — LSU.....1967-68
 McCoy, Larry (LB) — Lamar.....1987
 McCullough, Earl (WR) — USC.....1974
 McGill, Ralph (S) — Tulsa.....1978-79
 McGuire, Gene (C) — Notre Dame.....1992
 McInerney, Dana (DB) — Hawaii.....1986
 McNeill, Tom (P) — Stephen F. Austin.....1967-69
 McNeill, Rod (RB) — USC.....1974-75
 McQuay, Leon (RB) — Tampa.....1976

M

Mack, Cedric (CB) — Baylor.....1992-93
 Mack, Milton (CB) — Alcorn St.....1987-91
 Manning, Archie (QB) — Mississippi.....1971-75,
 1977-82
 Marchiol, Ken (LB) — Mesa (Colo.).....1987
 Marrone, Doug (G) — Syracuse.....1989
 Marsalis, Jim (S) — Tennessee St.....1977
 Marshall, James (DB) — Jackson St.....1980
 Martin, Chris (LB) — Auburn.....1983
 Martin, D'artagnan (CB) — Kentucky.....1971
 Martin, Eric (WR) — LSU.....1985-93
 Martin, Wayne (DE) — Arkansas.....1989-93
 Massey, Robert (CB) — N.C. Central.....1981
 Mathis, Reggie (LB) — Oklahoma.....1989-90
 Matthews, Henry (RB) — Michigan St.....1973
 Maurer, Andy (G) — Oregon.....1974
 Mauti, Rich (WR) — Penn State.....1977-80, 82-83
 Maxie, Brett (S) — Texas Southern.....1985-93
 Maxson, Alvin (RB) — SMU.....1974-76
 Mayes, Michael (CB) — LSU.....1989
 Mayes, Ruben (RB) — Washington St.....1986-88, 90
 Merkins, Guido (QB/WR/DB) —
 Sam Houston.....1980-85
 Metlo, Jim (LB) — Stanford.....1973-74, 76-79
 Merrill, Casey (DT) — Cal-Davis.....1986
 Meserold, Mark (T) — Florida St.....1978
 Middleton, Rick (LB) — Ohio St.....1974-75
 Mike-Mayer, Steve (K) — Maryland.....1978
 Miller, Junior (TE) — Nebraska.....1984
 Miller, Les (NT) — Ft. Hays St.....1991-93

Miller, Mike (WR) — Tennessee.....1985
 Mills, Sam (LB) — Montclair St.....1986-93
 Minor, Lincoln (RB) — New Mexico St.....1973
 Montgomery, Marv (T) — USC.....1976-77
 Mooers, Doug (DE) — Whittier.....1971-72
 Moore, Derland (NT) — Oklahoma.....1973-85
 Moore, Jerry (S) — Arkansas.....1973-74
 Moore, Reynaud (CB) — UCLA.....1971
 Mooring, John (T) — Tampa.....1974
 Morgan, Mike (LB) — LSU.....1969-70
 Morris, Chris (T) — Indiana.....1975
 Morrison, Don (T) — Texas-Arlington.....1971-77
 Morse, Bobby (FB) — Michigan St.....1989-91
 Muncie, Chuck (RB) — California.....1976-80
 Muster, Brad (FB) — Stanford.....1993
 Myers, Tommy (S) — Syracuse.....1972-81

N

Nairne, Rob (LB) — Oregon.....1981-83
 Neal, Lorenzo (FB) — Fresno St.....1993
 Neal, Richard (DE) — Southern.....1969-72, 1978
 Ned, Derrick (FB) — Grambling St.....1993
 Nevett, Elijah (CB) — Clark.....1967-70
 Newland, Bob (WR) — Oregon.....1971-74
 Newman, Patrick (WR) — Utah St.....1991-93
 Newsome, Billy (DE) — Grambling.....1973-74
 Nicholson, Calvin (CB) — Oregon St.....1989, 91
 Ninowski, Jim (QB) — Michigan St.....1969
 Nyval, Vic (RB) — N.W. Louisiana.....1970

O

Ogden, Ray (WR) — Alabama.....1967
 O'Neal, Ken (TE) — Oklahoma State.....1987
 O'Neal, Steve (P) — Texas A&M.....1973
 Otis, Jim (RB) — Ohio St.....1970
 Oubre, Louis (G) — Oklahoma.....1982-84
 Owens, Artie (WR) — West Virginia.....1980
 Owens, Joe (DE) — Alcorn A&M.....1971-75
 Owens, Tinker (WR) — Oklahoma.....1976, 1978-80

P

Palmer, Dick (LB) — Kentucky.....1972-73
 Parker, Joel (WR) — Florida.....1974-75, 77
 Parker, Steve (DE) — Idaho.....1980
 Parks, Dave (TE) — Texas Tech.....1968-72
 Partridge, Rick (P) — Utah.....1979
 Pattison, Mark (WR) — Washington.....1987-88
 Paul, Whitney (LB) — Colorado.....1982-85
 Pelluer, Scott (LB) — Washington St.....1981-85, 87
 Perot, Petey (G) — N.W. Louisiana.....1985
 Perriman, Brett (WR) — Miami (Fla.).....1988-90
 Perry, Vernon (S) — Jackson St.....1983
 Petry, Stan (CB) — Texas Christian.....1991
 Phillips, Jess (RB) — Michigan St.....1973-74
 Phillips, Kim (CB) — North Texas.....1989
 Pietrzak, Jim (C) — Eastern Michigan.....1979-84
 Pitsis, Elijah (RB) — Philander Smith.....1970
 Poage, Ray (TE) — Texas.....1967-70
 Poe, Johnnie (CB) — Missouri.....1981-87
 Pollard, Bob (DE) — Weber St.....1971-77
 Port, Chris (G/T) — Duke.....1991-93
 Preece, Steve (DB) — Oregon St.....1969
 Price, Etex (DT) — Alcorn St.....1973-80
 Profit, Joe (RB) — Northeast Louisiana.....1973
 Prudhomme, Remi (G-C) — LSU.....1971-72

R

Rackley, David (DB) — Texas Southern.....1985
 Ramsey, Nate (S) — Indiana.....1973
 Ramsey, Steve (QB) — North Texas St.....1970
 Rastley, Rocky (G) — Oregon St.....1974
 Ray, Ricky (CB) — Norfolk St.....1979-80





Reaves, Ken (CB) — Norfolk St.....	1974
Rebowe, Rusty (LB) — Nicholls St.....	1978
Reed, Glen (LB) — Brigham Young.....	1981, 83-86
Reese, Don (DE) — Jackson St.....	1978-80
Rengel, Mike (DT) — Hawaii.....	1969
Ricardo, Benny (K) — San Diego St.....	1980-81
Rice, Floyd (LB) — Alcorn St.....	1978
Richey, Mike (T) — North Carolina.....	1970
Riley, Preston (WR) — Memphis St.....	1973
Riordan, Tim (QB) — Temple.....	1987
Rissmiller, Ray (T) — Georgia.....	1967
Roaches, Carl (KR) — Texas A&M.....	1985
Roaf, William (T) — Louisiana Tech.....	1993
Roberts, Walt (WR) — San Jose St.....	1967
Robinson, Craig (T) — Houston.....	1972-73
Robinson, Virgil (RB) — Grambling.....	1971-72
Rodenberger, Jeff (FB) — Maryland.....	1987
Roe, Bill (LB) — Colorado.....	1987
Rogers, George (HB) — South Carolina.....	1981-84
Rogers, Jimmy (RB) — Oklahoma.....	1980-84
Rogers, Steve (RB) — LSU.....	1975
Rose, George (CB) — Auburn.....	1967
Ross, Scott (LB) — USC.....	1991
Rourke, Jim (T) — Boston College.....	1985
Roussel, Tom (LB) — Southern Mississippi.....	1971-72
Rowe, Dave (DT) — Penn State.....	1967-70
Rydzek, Paul (C) — Virginia.....	1981

S

Saindon, Pat (G) — Vanderbilt.....	1986
Sandeman, Bill (T) — Pacific.....	1967
Saul, Bill (LB) — Penn State.....	1969
Scales, Greg (TE) — Wake Forest.....	1988-91
Scarpati, Joe (DB) — North Carolina St.....	1970
Schmidt, Roy (G) — Long Beach St.....	1967-68
Schmidt, Terry (CB) — Ball St.....	1974-75
Schreiber, Adam (G) — Texas.....	1985
Schultz, Randy (RB) — St. Coll. of Iowa.....	1967-68
Schumacher, Kurt (G) — Ohio St.....	1975-77
Schwartz, Don (SS) — Washington St.....	1978-80
Schweda, Brian (DE) — Kansas.....	1967-68
Scott, Bobby (QB) — Tennessee.....	1973-82
Scott, Lindsay (WR) — Georgia.....	1982-85
Scott, Malcolm (TE) — LSU.....	1987
Seal, Paul (TE) — Michigan.....	1974-76
Shaw, Bob (WR) — Winston-Salem St.....	1970
Shaw, Rickie (T) — North Carolina.....	1993
Shepard, Derrick (WR) — Oklahoma.....	1989
Shinners, John (G) — Xavier (Ohio).....	1969-71
Shy, Don (RB) — San Diego St.....	1969
Simmons, Dave (LB) — Georgia Tech.....	1967
Simmons, Jerry (WR) — Bethune-Cookman.....	1967
Simmons, Michael (DE) — Mississippi St.....	1989-90
Simonini, Ed (LB) — Texas A&M.....	1982
Slaughter, Chuck (T) — South Carolina.....	1982
Small, Torrance (WR) — Alcorn St.....	1992-93
Smeenge, Joel (DE/LB) — W. Michigan.....	1990-93
Smith, Cedric (FB) — Florida.....	1991
Smith, Irv (TE) — Notre Dame.....	1993
Smith, Royce (G) — Georgia.....	1972-73
South, Ronnie (QB) — Arkansas.....	1968
Spears, Ernest (S) — USC.....	1990
Spencer, Jimmy (CB) — Florida.....	1992-93
Spencer, Maurice (CB) — N.C. Central.....	1974-76, 78
Spivey, Mike (CB) — Colorado.....	1980-81
Stabler, Ken (QB) — Alabama.....	1982-84
Stauch, Scott (RB) — UCLA.....	1981

Stemrick, Greg (CB) — Colorado St.....	1983
Stevens, Howard (RB) — Louisville.....	1973-74
Stewart, Jimmy (SS) — Tulsa.....	1977
Stickles, Monty (TE) — Notre Dame.....	1968
Stieve, Terry (G) — Wisconsin.....	1976-77
Stincic, Tom (LB) — Michigan.....	1972
Stonebreaker, Steve (LB) — Detroit.....	1967-68
Stowers, Tommie (TE) — Missouri.....	1992-93
Strachan, Mike (RB) — Iowa St.....	1975-80
Strand, Eli (G) — Iowa St.....	1967
Strong, Jim (RB) — Houston.....	1971-72
Sturt, Jerry (TC) — Illinois.....	1967-70
Sturt, Fred (G) — Bowling Green.....	1978-81
Sutherland, Doug (G) — Wisconsin St.....	1970
Sutton, John (CB) — New Mexico.....	1987
Sutton, Reggie (CB) — Miami (Fla.).....	1987-88
Sweetan, Karl (QB) — Wake Forest.....	1968
Swilling, Pat (LB) — Georgia Tech.....	1986-92
Swinney, Clovis (DT) — Arkansas St.....	1970
Swoopes, Pat (NT) — Mississippi St.....	1987, 89
Szaro, Rich (K) — Harvard.....	1975-78
Szymakowski, Dave (WR) — West Texas St.....	1968

T

Talbert, Don (T) — Texas.....	1969-70
Taylor, Derrick (FS) — North Carolina State.....	1987
Taylor, James (T) — Missouri.....	1978-81
Taylor, Jim (RB) — LSU.....	1967
Taylor, Keith (S) — Illinois.....	1992-93
Taylor, Mike (T) — USC.....	1969-70
Thaxton, James (TE) — Tennessee St.....	1976-77
Thomas, Charlie (KR) — Tennessee St.....	1975
Thomas, Curtland (WR) — Missouri.....	1987
Thomas, Henry (G) — Southwest Texas State.....	1987
Thomas, Joe (WR) — Mississippi Valley.....	1987
Thomas, Speedy (WR) — Utah.....	1973-74
Thompson, Aundra (WR) — East Texas St.....	1981-82
Thompson, Bennie (S) — Grambling St.....	1989-91
Thompson, Bobby (S) — Arizona.....	1969
Thompson, Dave (T) — Clemson.....	1974-75
Thorp, Don (NT) — Illinois.....	1984
Thurman, Junior (DB) — USC.....	1987
Tice, John (TE) — Maryland.....	1983-92
Tillemann, Mike (DT) — Montana.....	1967-70
Tillman, Faddie (DT) — Boise St.....	1972
Todd, Richard (QB) — Alabama.....	1984-85
Toles, Alvin (LB) — Tennessee.....	1985-88
Toussaint, Darrell (DB) — Northwestern La.....	1987
Townes, Willie (DE) — Tulsa.....	1970
Trapilo, Steve — (G) — Boston Coll.....	1987-90, 92
Tullis, Willie (CB) — Troy St. (AL).....	1985-86
Turnbull, Renaldo (DE/LB) — W. Virginia.....	1990-93
Turner, Floyd (WR) — Northwestern St.....	1989-93
Tyler, Toussaint (RB) — Washington.....	1981-82

V

Vanderbundt, Skip (LB) — Oregon St.....	1978
Vandersee, Phil (LB) — Massachusetts.....	1967
Van Wagner, Jim (FB) — Michigan Tech.....	1978

Wainright, Frank (TE) — N. Colorado.....	1991-93
Walker, Dwight (WR) — Nicholls St.....	1987
Walker, Jeff (G) — Memphis St.....	1988-89
Walker, Mike (DE) — Tulane.....	1971
Walsh, Steve (QB) — Miami (Fla.).....	1990-93
Ward, Carl (S) — Michigan.....	1969
Ward, Chris (T) — Ohio St.....	1984
Warren, Frank (DE) — Auburn.....	1981-89, 91-93

Washington, Dave (LB) Alcorn St.....	1980
Waters, Mike (TE) San Diego State.....	1987
Watson, John (T) — Oklahoma.....	1977-79
Watson, Mike (T) — Miami (O.).....	1977
Wattlet, Frank (FS) — Kansas State.....	1981-87
Waymer, Dave (DB) — Notre Dame.....	1980-89
Weatherspoon, Cephus (WR) — Ft. Lewis Col.....	1972
Weissenhofer, Ron (LB) — Notre Dame.....	1987
Welch, Claxton (RB) — Oregon.....	1970
Wendryhoski, Joe (C) — Illinois.....	1967-68
Westbrooks, Greg (LB) — Colorado.....	1975-77
Wheelwright, Ernie (RB) — So. Illinois.....	1967-70
Whitaker, Creston (WR) — North Texas St.....	1972
Whitsell, Dave (S) — Indiana.....	1967-69
Whittingham, Fred (LB) — Cal Poly-SLO.....	1967-68
Wicks, Bob (WR) — Washington St.....	1975-76
Wilks, Jim (DE/NT) — San Diego St.....	1974
Williams, Brooks (TE) — North Carolina.....	1981-93
Williams, James (LB) — Mississippi St.....	1978-81
Williams, Del (G) — Florida St.....	1967-73
Williams, James (LB) — Mississippi St.....	1990-93
Williams, Joe (RB) — Wyoming.....	1972
Williams, John (FB) — Wisconsin.....	1986
Williams, Larry (G) — Notre Dame.....	1991
Williams, Ralph (G) — Southern.....	1985-86

Williams, Richard (WR) — Abilene Christian.....	1974
Willis, Len (WR) — Ohio St.....	1977
Wilson, Dave (QB) — Illinois.....	1981, 1983-89
Wilson, Tim (FB) — Maryland.....	1983-84
Wilson, Wade (QB) — East Texas St.....	1993
Wilson, Wayne (FB) — Shepherd.....	1979-86
Winans, Jeff (DT) — USC.....	1976
Winslow, Doug (WR) — Drake.....	1973
Winslow, George (P) — Villanova.....	1989
Winston, DeMond (LB) — Vanderbilt.....	1990, 92-93
Winston, Dennis (LB) — Arkansas.....	1982-85
Winther, Wimpy (C) — Mississippi.....	1972
Woerner, Scott (DB) — Georgia.....	1987
Wood, Gary (QB) — Cornell.....	1967
Woods, Robert (T) — Tennessee St.....	1977-80
Woodson, Marv (S) — Indiana.....	1969
Word, Barry (RB) — Virginia.....	1987-88
Wyatt, Doug (S) — Tulsa.....	1970-72

Y

Yepremian, Garo (K) — None.....	1979
Young, Kevin (DE) — Utah State.....	1987
Young, Tyrone (WR) — Florida.....	1983-84
Youngblood, George (S) — Los Angeles St.....	1967-68

Z

Zanders, Emanuel (G) — Jackson St.....	1974-80
--	---------

SUPER BOWL RESULTS

- 1966 — Green Bay 35, Kansas City 10 at Los Angeles, Calif.
 1967 — Green Bay 33, Oakland 14 at Miami, Fla.
 1968 — New York Jets 16, Baltimore 7 at Miami, Fla.
 1969 — Kansas City 23, Minnesota 7 at NEW ORLEANS, LA. (Tulane Stadium)
 1970 — Baltimore 16, Dallas 13 at Miami, Fla.
 1971 — Dallas 24, Miami 3 at NEW ORLEANS, LA. (Tulane Stadium)
 1972 — Miami 14, Washington 7 at Los Angeles, Calif.
 1973 — Miami 24, Minnesota 7 at Houston, Tex.
 1974 — Pittsburgh 16, Minnesota 6 at NEW ORLEANS, LA. (Tulane Stadium)
 1975 — Pittsburgh 21, Dallas 17 at Miami, Fla.
 1976 — Oakland 32, Minnesota 14 at Pasadena, Calif.
 1977 — Dallas 27, Denver 10 at NEW ORLEANS, LA. (Superdome)
 1978 — Pittsburgh 35, Dallas 31 at Miami, Fla.
 1979 — Pittsburgh 31, Los Angeles Rams 19 at Pasadena, Calif.
 1980 — Oakland 27, Philadelphia 10 at NEW ORLEANS, LA. (Superdome)
 1981 — San Francisco 26, Cincinnati 21 at Pontiac, Mich.
 1982 — Washington 27, Miami 17 at Pasadena, Calif.
 1983 — L.A. Raiders 38, Washington 9 at Tampa, Fla.
 1984 — San Francisco 38, Miami 16 at Palo Alto, Calif.
 1985 — Chicago 46, New England 10 at NEW ORLEANS, LA. (Superdome)
 1986 — New York Giants 39, Denver 20 at Pasadena, Calif.
 1987 — Washington 42, Denver 10 at San Diego, Calif.
 1988 — San Francisco 20, Cincinnati 16 at Miami, Fla.
 1989 — San Francisco 55, Denver 10 at NEW ORLEANS, LA. (Superdome)
 1990 — N.Y. Giants 20, Buffalo 19 at Tampa, Fla.
 1991 — Washington 37, Buffalo 24 at Minneapolis, Minn.
 1992 — Dallas 52, Buffalo 17 at Pasadena, Calif.
 1993 — Dallas 30, Buffalo 13 at Atlanta, Ga.





SAINTS LEADERS BY YEARS

RUSHING

	Att.	Yds.	Avg.	Long	TD
1967 — Jim Taylor	130	390	3.0	16	2
1968 — Don McCall	155	637	4.1	48	4
1969 — Andy Livingston.....	181	761	4.2	18	5
1970 — Tony Baker.....	82	337	4.1	27	5
1971 — Jim Strong.....	95	404	4.3	39	3
1972 — Bob Gresham.....	120	381	3.2	23	3
1973 — Jess Phillips.....	198	663	3.3	20	0
1974 — Alvin Maxson.....	165	714	4.3	66t	2
1975 — Mike Strachan.....	161	668	4.1	21	2
1976 — Chuck Muncie.....	148	652	4.4	51	2
1977 — Chuck Muncie.....	201	811	4.0	36	6
1978 — Tony Galbreath.....	186	635	3.4	20	5
1979 — Chuck Muncie.....	238	1198	5.0	69t	11
1980 — Jimmy Rogers.....	80	366	4.6	24	1
1981 — George Rogers.....	378	1674	4.4	79t	13
1982 — George Rogers.....	122	535	4.4	38	3
1983 — George Rogers.....	256	1144	4.5	76t	5
1984 — George Rogers.....	239	914	3.8	28	2
1985 — Wayne Wilson.....	168	645	3.8	41t	1
1986 — Rueben Mayes.....	286	1353	4.7	50	8
1987 — Rueben Mayes.....	243	917	3.8	38	5
1988 — Dalton Hilliard.....	204	823	4.0	36	5
1989 — Dalton Hilliard.....	344	1262	3.7	40	13
1990 — Craig Heyward.....	129	599	4.6	47t	4
1991 — Fred McAfee.....	109	494	4.5	34	2
1992 — Vaughn Dunbar.....	154	565	3.7	25	3
1993 — Derek Brown.....	180	705	3.9	60	2

LONGEST RUNS

1967 — Don McCall, 48t at Washington 12-17
1968 — Don McCall, 48 vs. Washington 9-22
1969 — Tony Baker, 54 at St. Louis 11-2
1970 — Tony Baker, 27 at St. Louis 10-11
1971 — Jim Strong, 39 at San Francisco 11-14
1972 — Bill Butler, 27 at Atlanta 11-12
1973 — Archie Manning, 23 at Los Angeles 11-11
1974 — Alvin Maxson, 66t vs. St. Louis 12-8
1975 — Steve Rogers, 22 vs. Chicago 12-21
1976 — Tony Galbreath, 74t at Kansas City 9-26
1977 — Chuck Muncie, 36 vs. Los Angeles 10-30
1978 — Chuck Muncie, 28 at Atlanta 11-26
1979 — Chuck Muncie, 69t vs. Atlanta 9-2
1980 — Tony Galbreath, 26 at Los Angeles 9-2
1981 — George Rogers, 79t at Cleveland 10-18
1982 — George Rogers, 38 at San Francisco 11-28
1983 — George Rogers, 76t vs. St. Louis 9-4



1984 — Hokie Gajan, 62t at Dallas 10-21
 1985 — Earl Campbell, 45 at Atlanta 12-22
 1986 — Rueben Mayes, 50 vs. New England 11-30
 1987 — Rueben Mayes, 38 vs. San Francisco 10-25
 1988 — Craig Heyward, 73t vs. Raiders 10-23
 1989 — Dalton Hilliard, 40 vs. Rams 11-26
 1990 — Gill Fenerty, 60t at Rams 12-9
 1991 — Dalton Hilliard, 65t at Atlanta 9-29
 1992 — Vaughn Dunbar, 25 at Atlanta 9-20
 1993 — Lorenzo Neal, 74t at Atlanta 9-12

PASSING

	Att.	Comp.	Yards	Pct.	Long	Int	TD
1967 — Gary Cuozzo	260	134	1562	.515	49	12	7
1968 — Billy Kilmer	315	167	2060	.530	51	17	15
1969 — Billy Kilmer	360	193	2532	.536	52	17	20
1970 — Billy Kilmer	237	135	1557	.569	46	17	6
1971 — Edd Hargett	210	96	1191	.457	49	5	6
1972 — Archie Manning	448	230	2781	.513	66t	21	18
1973 — Archie Manning	267	140	1642	.524	65t	12	10
1974 — Archie Manning	261	134	1429	.513	79t	16	6
1975 — Archie Manning	338	159	1685	.470	71t	17	7
1976 — Bobby Douglass	212	103	1288	.486	74	8	4
1977 — Archie Manning	205	113	1284	.551	59t	9	8
1978 — Archie Manning	471	291	3416	.618	71t	16	17
1979 — Archie Manning	420	252	3169	.600	85	20	15
1980 — Archie Manning	509	309	3716	.607	56	20	23
1981 — Archie Manning	232	134	1447	.578	55	11	5
1982 — Ken Stabler	189	117	1343	.619	48	10	6
1983 — Ken Stabler	311	176	1988	.566	48	18	9
1984 — Richard Todd	312	161	2178	.516	74	19	11
1985 — Dave Wilson	293	145	1843	.495	50	15	11
1986 — Dave Wilson	342	189	2353	.553	63t	12	7
1987 — Bobby Hebert	294	164	2119	.558	67	9	15
1988 — Bobby Hebert	478	280	3156	.586	40t	15	20
1989 — Bobby Hebert	353	222	2686	.629	54t	15	15
1990 — Steve Walsh	327	175	1970	.535	58	13	12
1991 — Bobby Hebert	248	149	1676	.601	65t	8	9
Steve Walsh	255	141	1638	.553	41	6	11
1992 — Bobby Hebert	422	249	3287	.590	72t	16	19
1993 — Wade Wilson	388	221	2457	.570	42t	15	12

LONGEST COMPLETION

1967 — 96, Billy Kilmer to Walter Roberts at Philadelphia 11-19
1968 — 51, Billy Kilmer to Jim Hester vs. Pittsburgh 12-15
1969 — 70, Jim Ninowski to Don Shy at Los Angeles 10-5
1970 — 49, Edd Hargett to Bob Shaw at Cincinnati 11-29
1971 — 63, Archie Manning to Danny Abramowicz at Houston 10-3
1972 — 66t, Archie Manning to Dave Parks at N.Y. Giants 10-8
1973 — 65t, Archie Manning to Jubilee Dunbar at Los Angeles 11-11
1974 — 79t, Archie Manning to Bob Newland vs. Los Angeles 11-17



- 1975 — 71t, Archie Manning to Larry Burton vs. Atlanta 11-2
 1976 — 74, Bobby Douglass to Tinker Owens vs. San Francisco 12-12
 1977 — 59t, Archie Manning to Henry Childs vs. Green Bay 9-18
 1978 — 71t, Archie Manning to Larry Hardy at Atlanta 11-26
 1979 — 85, Archie Manning to Wes Chandler at San Francisco 9-23
 1980 — 56, Archie Manning to Brooks Williams vs. Atlanta 10-19
 1981 — 55, Archie Manning to Wayne Wilson at Cleveland 10-18
 1982 — 48, Ken Stabler to Aundra Thompson at Chicago 9-19
 1983 — 48, Ken Stabler to Kenny Duckett at Los Angeles 9-11
 1984 — 74, Richard Todd to Tyrone Young at Chicago 10-7
 1985 — 76t, Bobby Hebert to Eugene Goodlow vs. San Francisco 12-15
 1986 — 84, Bobby Hebert to Eric Martin vs. Green Bay 9-14
 1987 — 82t, John Fourcade to Make Waters vs. Los Angeles 10-4
 1988 — 40, Bobby Hebert to John Tice vs. Dallas 10-3
 40t, Bobby Hebert to Eric Martin vs. Denver 11-20
 1989 — 54t, Bobby Hebert to Floyd Turner at Rams 10-22
 54t, John Fourcade to Dalton Hilliard at Buffalo 12-10
 1990 — 68t, John Fourcade to Floyd Turner at Atlanta, 10-7
 1991 — 65t, Bobby Hebert to Floyd Turner vs. Chicago, 10-27
 1992 — 72t, Bobby Hebert to Wesley Carroll vs. Chicago, 9-13
 1993 — 63t, Mike Buck to Quinn Early at Pittsburgh, 10-17

RECEIVING

	No.	Yds.	Avg.	Long	TD
1967 — Danny Abramowicz	50	721	14.4	80	6
1968 — Danny Abramowicz	54	890	16.4	47	7
1969 — Danny Abramowicz	73	1051	13.9	49	7
1970 — Danny Abramowicz	55	906	16.5	48	5
1971 — Danny Abramowicz	37	657	17.8	63	5
1972 — Bob Newland	47	579	12.3	42	2
1973 — John Beasley	31	280	9.0	22	1
1974 — Alvin Maxson	42	294	7.0	22	1
1975 — Alvin Maxson	41	234	5.7	33	0
1976 — Tony Galbreath	54	420	7.8	35	1
1977 — Tony Galbreath	41	265	6.5	30	0
1978 — Tony Galbreath	74	582	7.9	35	2
1979 — Wes Chandler	65	1069	16.4	85	6
1980 — Wes Chandler	65	975	15.0	50	6
1981 — Jack Holmes	38	206	5.4	19	0
1982 — Jeff Groth	30	383	12.8	39	1
1983 — Jeff Groth	49	585	11.9	42	1
1984 — Hokie Gajan	35	288	8.2	51	2
1985 — Hoby Brenner	42	652	15.5	30	3
1986 — Mike Jones	48	625	13.0	45	3
1987 — Eric Martin	44	778	17.7	67	7
1988 — Eric Martin	85	1083	12.7	40t	7
1989 — Eric Martin	68	1090	16.0	53t	8
1990 — Eric Martin	63	912	14.5	58	5
1991 — Eric Martin	66	803	12.2	30	4
Floyd Turner	64	927	14.5	65t	8
1992 — Eric Martin	68	1041	15.3	52t	5
1993 — Eric Martin	66	950	14.4	54t	3



HIGHEST AVERAGE GAIN (Per Reception)

- 1967 — 22.6, Walt Roberts (17 for 834, 3 TDs)
 1968 — 17.6, Jim Hester (17 for 300, 2 TDs)
 1969 — 16.2, Al Dodd (37 for 600, 1 TD)
 1970 — 17.3, Al Dodd (28 for 484, 1 TD)
 17.2, Dave Parks (26 for 447, 2 TDs)
 1971 — 19.9, Al Dodd (15 for 298, 0 TD)
 1972 — 17.6, Danny Abramowicz (38 for 668, 7 TDs)
 1973 — 19.4, Jubilee Dunbar (23 for 447, 4 TDs)
 1974 — 18.1, Bob Newland (27 for 490, 2 TDs)
 1975 — 19.1, Larry Burton (16 for 305, 2 TDs)
 1976 — 20.1, Tinker Owens (12 for 241, 1 TD)
 1977 — 18.9, Don Herrmann (31 for 586, 0 TD)
 1978 — 16.4, Henry Childs (53 for 869, 4 TDs)
 1979 — 16.6, Henry Childs (51 for 846, 5 TDs)
 1980 — 18.7, Ike Harris (37 for 692, 6 TDs)
 1981 — 19.0, Jeff Groth (20 for 380, 1 TD)
 1982 — 17.5, Rich Mauti (4 for 70, 0 TD)
 17.3, Aundra Thompson (8 for 138, 1 TD)
 1983 — 14.9, Kenny Duckett (19 for 283, 2 TDs)
 1984 — 20.6, Tyrone Young (29 for 597, 3 TDs)
 1985 — 18.8, Eugene Goodlow (32 for 603, 3 TDs)
 1986 — 18.2, Eric Martin (37 for 675, 5 TDs)
 1987 — 17.7, Eric Martin (44 for 778, 7 TDs)
 1988 — 13.4, Brett Perriman (16 for 215, 2 TDs)
 1989 — 17.8, Brett Perriman (20 for 356, 0 TDs)
 1990 — 18.9, Floyd Turner (21 for 396, 4 TDs)
 1991 — 16.9, Quinn Early (32 for 541, 2 TDs)
 1992 — 18.9, Quinn Early (30 for 566, 5 TDs)
 1993 — 15.5, Hoby Brenner (11 for 171, 1 TD)

INTERCEPTIONS

	No.	Yds.	Avg	Long	TD
1967 — Dave Whitsell	10	178	17.8	41t	2
1968 — Dave Whitsell	6	50	8.3	32	0
1969 — Elijah Nevet	3	20	6.6	20	0
1970 — Hugo Hollas	5	79	15.8	29	0
1971 — Delles Howell	5	56	11.2	25	0
1972 — Bivian Lee	4	65	16.3	32	0
1973 — Ernie Jackson	3	40	13.3	23	0
Tommy Myers	3	33	11.0	20	0
Jim Merlo	3	25	8.3	16	0
Bivian Lee	3	23	7.7	12	0
1974 — Ernie Jackson	4	53	13.3	28	0
Terry Schmidt	4	27	6.8	24	1
1975 — Tommy Myers	5	83	16.6	29	0
1976 — Jim Merlo	4	142	35.5	83t	2
1977 — Chuck Crist	4	6	1.5	2	0
1978 — Tommy Myers	6	167	27.8	97t	1
1979 — Tommy Myers	7	127	18.1	52	1



1980 — Tommy Myers	5	96	19.2	48	0
1981 — Dave Waymer	4	54	13.5	31	0
1982 — Russell Gary	2	25	12.5	19	0
Dennis Winston	2	-2	-1.0	0	0
1983 — Johnnie Poe	7	146	20.9	31t	1
1984 — Dave Waymer	4	9	2.3	9	0
1985 — Dave Waymer	6	49	8.2	28	0
1986 — Dave Waymer	9	48	5.3	17	0
1987 — Dave Waymer	5	78	15.6	35	0
Reggie Sutton	5	68	13.6	26	0
1988 — Gene Atkins	4	42	10.5	40	0
1989 — Dave Waymer	6	66	11.0	42	0
1990 — Brett Maxie	2	88	44.0	50t	1
Toi Cook	2	55	27.5	50	0
Gene Atkins	2	15	7.5	15	0
Bennie Thompson	2	0	0.0	0	0
1991 — Gene Atkins	5	198	39.6	79	0
Vince Buck	5	12	2.4	12	0
1992 — Toi Cook	6	90	15.0	48t	1
1993 — Gene Atkins	3	59	19.7	37	0

QUARTERBACK SACKS

	No.	Yds.
1973 — Bob Pollard, DT	7	—
1974 — Bob Pollard, DT	9	—
1975 — Bob Pollard, DT	7	—
1976 — Derland Moore, DT	8	—
Bob Pollard, DT	8	—
1977 — Elois Grooms, DE	7	—
1978 — Elois Grooms, DE	9	57
1979 — Elois Grooms, DE	12	107
Don Reese, DE	12	90
1980 — Derland Moore, NT	8.5	72
1981 — Rickey Jackson, LB	8	62
1982 — Bruce Clark, DE	5.5	51
1983 — Rickey Jackson, LB	11	75
1984 — Rickey Jackson, LB	12	95
1985 — Rickey Jackson, LB	11	89
1986 — James Geathers, DE	9	73
Rickey Jackson, LB	9	71
1987 — Pat Swilling, LB	10.5	87
1988 — Rickey Jackson, LB	7	66
Pat Swilling, LB	7	65
1989 — Pat Swilling, LB	16.5	164
1990 — Pat Swilling, LB	11.0	68
1991 — Pat Swilling, LB	17.0	139
1992 — Wayne Martin, DE	15.5	102
1993 — Renaldo Turnbull, LB	13.0	73



SCORING

	TD	FG	PAT	Points
1967 — Charlie Durkee	—	14-32	27-27	69
1968 — Charlie Durkee	—	19-37	27-27	84
1969 — Tom Dempsey	—	22-41	33-35	99
1970 — Tom Dempsey	—	18-34	16-17	70
1971 — Charlie Durkee	—	16-23	24-25	72
1972 — Danny Abramowicz	7	—	—	42
1973 — Bill McClard	—	13-24	9-9	48
1974 — Bill McClard	—	9-16	19-20	46
1975 — Rich Szaro	—	10-16	16-17	46
1976 — Rich Szaro	—	18-23	25-29	79
1977 — Henry Childs	9	—	—	54
1978 — Tony Galbreath	7	—	—	42
Chuck Muncie	7	—	—	42
1979 — Garo Yepremian	—	12-16	39-40	75
1980 — Benny Ricardo	—	10-17	31-34	61
1981 — George Rogers	13	—	—	78
1982 — Wayne Wilson	5	—	—	30
1983 — Morten Andersen	—	18-24	37-38	91
1984 — Morten Andersen	—	20-27	34-34	94
1985 — Morten Andersen	—	31-35	27-29	120
1986 — Morten Andersen	—	26-30	30-30	108
1987 — Morten Andersen	—	28-36	37-37	121
1988 — Morten Andersen	—	26-36	32-33	110
1989 — Dalton Hilliard	18	—	—	108
Morten Andersen	—	20-29	44-45	104
1990 — Morten Andersen	—	21-27	29-29	92
1991 — Morten Andersen	—	25-32	38-38	113
1992 — Morten Andersen	—	29-34	33-34	120
1993 — Morten Andersen	—	28-35	33-33	117

PUNT RETURNS

	No.	Yds.	Avg.	Long	TD
1967 — Walter Roberts	11	50	4.5	11	0
1968 — John Gilliam	15	60	4.0	21	0
1969 — Al Dodd	15	106	7.1	21	0
1970 — Al Dodd	14	129	9.2	41	0
1971 — Al Dodd	13	88	6.8	14	0
1972 — Tommy Myers	9	43	4.8	10	0
1973 — Howard Stevens	17	171	10.1	37	0
1974 — Howard Stevens	37	376	10.2	40	0
1975 — Gil Chapman	17	207	12.2	42	0
1976 — Pete Athas	35	332	9.5	67	0
1977 — Rich Mauti	38	281	7.4	33	0
1978 — Wes Chandler	34	233	6.9	32	0
1979 — Rich Mauti	27	218	8.1	23	0
1980 — Rich Mauti	11	111	10.1	18	0
1981 — Jeff Groth	37	436	11.8	36	0
1982 — Jeff Groth	21	144	6.9	18	0
1983 — Jeff Groth	39	275	7.1	38	0



1984 — Jitter Fields.....	27	236	8.7	61	0
1985 — Willie Tullis.....	17	141	8.3	17	0
1986 — Eric Martin.....	24	227	9.5	39	0
1987 — Mel Gray.....	24	352	14.7	80	0
1988 — Mel Gray.....	25	305	12.2	66t	1
1989 — Rod Harris.....	27	196	7.3	20	0
1990 — Vince Buck.....	37	305	8.2	33	0
1991 — Vince Buck.....	31	260	8.4	52	0
1992 — Patrick Newman.....	23	158	6.9	18	0
1993 — Tyrone Hughes.....	37	503	13.6	83t	2

PUNTING

	No.	Yds.	Avg.	Long	
1967 — Tom McNeill.....	74	3174	42.9	66	
1968 — Tom McNeill.....	49	2009	41.0	58	
1969 — Ollie Cordill.....	42	1719	40.9	58	
1970 — Julian Fagan.....	77	3269	42.5	64	
1971 — Julian Fagan.....	77	3188	41.4	64	
1972 — Julian Fagan.....	71	2899	40.8	71	
1973 — Steve O'Neal.....	81	3375	41.7	71	
1974 — Tom Blanchard.....	88	3705	42.1	71	
1975 — Tom Blanchard.....	92	3776	41.0	61	
1976 — Tom Blanchard.....	101	3974	39.3	63	
1977 — Tom Blanchard.....	82	3474	42.4	66	
1978 — Tom Blanchard.....	84	3532	42.0	61	
1979 — Rick Partridge.....	57	2330	40.9	61	
1980 — Russell Erxleben.....	89	3499	39.2	57	
1981 — Russell Erxleben.....	66	2672	40.5	60	
1982 — Russell Erxleben.....	46	1976	43.0	60	
1983 — Russell Erxleben.....	74	3034	41.0	60	
1984 — Brian Hansen.....	69	3020	43.8	66	
1985 — Brian Hansen.....	69	3763	42.3	58	
1986 — Brian Hansen.....	81	3456	42.7	66	
1987 — Brian Hansen.....	52	2104	40.5	60	
1988 — Brian Hansen.....	72	2913	40.5	64	
1989 — Tommy Barnhardt.....	55	2179	39.6	56	
1990 — Tommy Barnhardt.....	70	2990	42.7	65	
1991 — Tommy Barnhardt.....	86	3743	43.5	61	
1992 — Tommy Barnhardt.....	67	2947	44.0	62	
1993 — Tommy Barnhardt.....	77	3356	43.6	58	

KICKOFF RETURNS

	No.	Yds.	Avg.	Long	TD
1967 — Walter Roberts.....	28	737	26.3	91t	1
1968 — Gene Howard.....	23	533	23.2	36	0
1969 — Don Shy.....	16	447	27.9	57	0
1970 — Al Dodd.....	15	319	21.3	32	0
1971 — Virgil Robinson.....	19	443	23.3	51	0
1972 — Margene Adkins.....	43	1020	23.7	61	0
1973 — Howard Stevens.....	26	590	22.7	48	0
1974 — Howard Stevens.....	33	749	22.7	41	0
1975 — Gil Chapman.....	28	614	21.9	36	0



1976 — Tony Galbreath.....	20	399	19.9	32	0
1977 — Clarence Chapman.....	15	385	25.7	92t	1
1978 — Wes Chandler.....	32	760	23.8	38	0
1979 — Rich Mauti.....	36	801	22.2	39	0
1980 — Jimmy Rogers.....	41	930	22.9	88	0
1981 — Wayne Wilson.....	31	722	23.3	57	0
1982 — Aundra Thompson.....	10	211	21.1	35	0
1983 — Kenny Duckett.....	33	719	21.8	61	0
1984 — Tyrone Anthony.....	22	490	22.3	64	0
1985 — Willie Tullis.....	23	480	20.9	62	0
1986 — Mel Gray.....	31	866	27.9	101t	1
1987 — Dalton Hilliard.....	10	248	24.8	74	0
1988 — Gene Atkins.....	20	424	21.2	57	0
Mel Gray.....	32	670	20.9	39	0
1989 — Bobby Morse.....	10	278	27.8	99t	1
Gene Atkins.....	12	245	20.4	32	0
1990 — Gene Atkins.....	19	471	24.8	50	0
Gill Fenerty.....	28	572	20.4	58	0
1991 — Gene Atkins.....	20	368	18.4	27	0
1992 — Fred McAfee.....	19	393	20.7	38	0
1993 — Tyrone Hughes.....	30	753	25.1	99t	1

WHERE THE SAINTS STOOD IN 1993 (NFC/NFL)

	Offense	Defense
Points	5/11	10/22
Total Net Yards	10/21	6/7
Net Rushing Yards	7/14	13/25
Net Passing Yards	9/21	1/1
First Downs	10/22T	5/8
Third Down Conversions	9/20	10/18T
Time of Possession	12/24	
Take-Aways		6T/14T
Give-Aways	10T/18T	
Sacks	8T/16T	1/2



SAINTS ALL-TIME LEADERS

RUSHING

	Att.	Yds.	Avg.	Long	TD
1. George Rogers (1981-84).....	995	4,267	4.3	79t	23
2. Dalton Hilliard (1986-93).....	1,126	4,164	3.7	65t	39
2. Rueben Mayes (1986-88, 1990).....	837	3,408	4.1	50	23
3. Chuck Muncie (1976-80).....	787	3,386	4.3	69t	28
5. Tony Galbreath (1976-80).....	760	2,865	3.8	74t	27
6. Wayne Wilson (1979-86).....	658	2,462	3.7	41t	16
7. Archie Manning (1971-75, 77-82).....	358	2,058	5.7	27	18
8. Mike Strachan (1975-80).....	471	1,899	4.0	31	14
9. Craig Heyward (1988-92).....	432	1,813	4.2	73t	13
10. Hokie Gajan (1982-85).....	252	1,358	5.4	62t	11
11. Jess Phillips (1973-74).....	372	1,219	3.3	20	2
12. Alvin Maxson (1974-76).....	338	1,205	3.6	66t	6

PASSING

	Att.	Comp.	Yds.	Pct.	TD	Int.
1. Archie Manning (1971-75, 77-82).....	3,335	1,849	21,734	55.4	115	156
2. Bobby Hebert (1985-89, 91-92).....	2,055	1,202	14,630	58.5	85	75
3. Billy Kilmer (1967-70).....	1,116	592	7,490	53.0	47	62
4. Dave Wilson (1981, 83-88).....	1,038	551	6,987	53.1	36	55
5. Steve Walsh (1990-93).....	620	336	3,879	54.2	25	22
6. Ken Stabler (1983-84).....	570	326	3,670	57.2	17	33
7. Bobby Scott (1973-82).....	500	237	2,781	47.4	15	29

RECEIVING

	No.	Yds.	Avg.	Long	TD
1. Eric Martin (1985-93).....	532	7,854	14.8	84	48
2. Danny Abramowicz (1967-73).....	309	4,875	15.7	80t	37
3. Tony Galbreath (1976-80).....	284	2,221	7.8	38	6
4. Hoby Brenner (1981-93).....	267	3,849	14.4	57	21
5. Dalton Hilliard (1986-93).....	249	2,233	9.0	54t	14
6. Henry Childs (1974-80).....	207	3,220	15.6	59t	25
7. Wes Chandler (1978-81).....	182	2,801	15.4	85t	15
8. Wayne Wilson (1979-86).....	179	1,517	8.5	55	14
9. John Tice (1983-92).....	158	1,603	10.1	40	15
10. Dave Parks (1968-72).....	149	2,264	15.2	66	16
11. Jeff Groth (1981-85).....	147	2,073	14.1	56t	5
12. Lonzell Hill (1987-90).....	136	1,696	12.5	46	13
13. Chuck Muncie (1976-80).....	125	1,086	8.7	35	1
14. Bob Newland (1971-74).....	124	1,877	15.1	79t	8
Floyd Turner (1989-93).....	124	1,808	14.6	68t	14

SCORING

	TD	PAT	FG	Total
1. Morten Andersen (1982-93).....	—	380	274	1,202
2. Dalton Hilliard (1986-93).....	53	—	—	318
3. Eric Martin (1985-93).....	48	—	—	288
4. Charlie Durkee (1967-68, 71-72).....	—	87	52	243
5. Danny Abramowicz (1967-73).....	37	—	—	222



6. Tony Galbreath (1976-80).....	33	1	2	205
7. Rich Szaro (1975-78).....	—	79	37	190
8. Wayne Wilson (1979-86).....	30	—	—	180
9. Chuck Muncie (1976-80).....	29	—	—	174
10. Tom Dempsey (1969-70).....	—	49	40	169
11. Henry Childs (1974-80).....	28	—	—	168
12. George Rogers (1981-84).....	23	—	—	138
Rueben Mayes (1986-88, 1990).....	23	—	—	138

PUNTING

	No.	Avg.	Long
1. Tommy Barnhardt (1987, 1989-93).....	366	42.9	65
2. Tom McNeill (1967-69).....	130	42.3	81
3. Brian Hansen (1984-88).....	363	42.0	66
4. Steve O'Neal (1973).....	81	41.7	71
5. Julian Fagan (1970-72).....	225	41.6	71
6. Tom Blanchard (1974-78).....	447	41.3	71
7. Rick Partridge (1979).....	57	40.9	61
8. Ollie Cordill (1969).....	42	40.9	58
9. Russell Erxleben (1979-83).....	279	40.6	60

INTERCEPTIONS

	No.	Yds.	Avg.	Long	TD
1. Dave Waymer (1980-89).....	37	395	10.7	44	0
2. Tommy Myers (1972-81).....	36	621	17.3	97t	2
3. Gene Atkins (1987-93).....	21	324	15.4	79	0
4. Dave Whitsell (1967-69).....	19	242	12.7	41	2
5. Johnnie Poe (1981-87).....	17	269	15.8	40t	2
6. Toi Cook (1987-93).....	16	280	17.5	63t	2
Brett Maxie (1985-93).....	16	232	14.5	50t	3
8. Ernie Jackson (1972-77).....	15	187	12.5	46	0
9. Frank Wattlelet (1981-87).....	12	135	11.3	35t	1
10. Hugo Hollas (1970-72).....	11	149	13.5	29	0

MOST QUARTERBACK SACKS

	No.	Yds
1. Rickey Jackson (1981-93).....	123	873
2. Pat Swilling (1986-92).....	76.5	629.5
3. Frank Warren (1981-89, 91-93).....	53	343
4. Jim Wilks (1981-93).....	49	354
5. Elois Grooms (1975-81).....	43	—
6. Derland Moore (1973-85).....	40.5	301
7. Bruce Clark (1982-88).....	39.5	284
8. Bob Pollard (1971-77).....	37	—
9. Wayne Martin (1989-93).....	30.5	206.5
10. James Geathers (1984-89).....	26	203

PUNT RETURNS

	No.	Yds.	Avg.	Long	TD
1. Tyrone Hughes (1993).....	37	503	13.6	83t	2
2. Mel Gray (1986-88).....	49	657	13.4	80	1
3. Gil Chapman (1975).....	17	207	12.2	42	0
4. Howard Stevens (1973-74).....	54	547	10.1	40	0
5. Pete Athas (1976).....	35	332	9.5	67	0



6. Jitter Fields (1984)	27	236	8.7	61	0
7. Jeff Groth (1981-85)	104	887	8.5	36	0

KICKOFF RETURNS

	No.	Yds.	Avg.	Long	TD
1. Walt Roberts (1967)	28	737	26.3	91t	1
2. John Gilliam (1967-68, 77)	31	809	26.1	94t	1
3. Tyrone Hughes (1993)	30	753	25.1	99t	1
4. Gene Howard (1968-69)	32	760	23.8	86	0
5. Margene Adkins (1972)	43	1,020	23.7	61	0
6. Mel Gray (1986-88)	94	2,192	23.3	101t	1
7. Wes Chandler (1978-81)	39	896	23.0	38	0
8. Rich Mauti (1977-80, 82-83)	124	2,836	22.9	52	0
9. Wayne Wilson (1979-86)	69	1,583	22.9	75	0

FIELD GOALS

	Att.	Made	Pct.	Long
1. Morten Andersen (1982-93)	350	274	.783	60
2. Charlie Durkee (1967-68, 71-72)	101	52	.515	47
3. Tom Dempsey (1969-70)	75	40	.533	63
4. Rich Szaro (1975-78)	58	37	.638	50
5. Benny Ricardo (1980-81)	42	23	.548	47
6. Bill McClard (1973-75)	45	23	.511	47
7. Garo Yepremian (1979)	16	12	.750	44
8. Happy Feller (1972-73)	23	10	.435	46

**100 GAMES PLAYED CLUB
(With Saints Only)**

	No.
1. Rickey Jackson (1981-93)	195
2. Stan Brock (1980-92)	186
3. Jim Wilks (1981-93)	183
4. Morten Andersen (1982-93)	180
5. Hoby Brenner (1981-93)	175
6. Frank Warren (1981-89, 91-93)	173
7. Derland Moore (1973-85)	169
8. Dave Waymer (1980-89)	149
9. Eric Martin (1985-93)	143
10. Joel Hilgenberg (1984-93)	142
11. John Hill (1975-84)	137
Archie Manning (1971-82)	137
13. John Tice (1983-92)	134
14. Joe Federspiel (1972-80)	130
15. Vaughan Johnson (1986-93)	120
16. Tommy Myers (1972-81)	119
17. Brett Maxie (1985-93)	118
18. Sam Mills (1986-93)	117
19. Dave Lafary (1977-85)	109
Jim Dombrowski (1986-93)	109
21. Dalton Hilliard (1986-93)	108
22. Pat Swilling (1986-92)	107
Gene Atkins (1987-93)	107
24. Bruce Clark (1982-88)	102
25. Larry Hardy (1978-85)	102
Toi Cook (1987-93)	101

**SAINTS BIG DAYS****100 YARDS RUSHING**

Yds.	Att.	Player	Opponent	Date
206	24	George Rogers	St. Louis	9-4-83
203	28	Rueben Mayes	Miami	12-7-86
172	24	Rueben Mayes	Tampa Bay	10-19-86
166	33	George Rogers	Dallas	12-19-82
162	29	George Rogers	Los Angeles Rams	9-13-81
161	22	Chuck Muncie	Atlanta	9-2-79
161	24	George Rogers	@ Los Angeles Rams	11-8-81
160	34	Wayne Wilson	Miami	10-2-83
160	35	Earl Campbell	@ Minnesota	11-24-85
158	29	Dalton Hilliard	@ Atlanta	11-19-89
157	33	Rueben Mayes	New England	11-30-86
155	20	Craig Heyward	Tampa Bay	11-11-90
148	22	Alvin Maxson	St. Louis	12-8-74
147	24	Rueben Mayes	Cleveland	9-13-87
146*	14	Tony Galbreath	@ Kansas City	9-26-76
144	29	Rueben Mayes	San Francisco	10-25-87
142	27	Andy Livingston	Washington	9-21-69
142	28	George Rogers	@ Houston	11-22-81
138	33	Wayne Wilson	@ Chicago	9-19-82
138	28	Fred McAfee	Atlanta	11-24-91
137	20	George Rogers	Atlanta	11-6-83
134	17	George Rogers	Philadelphia	10-11-81
131	25	Rueben Mayes	@ St. Louis	11-16-86
128	28	Rueben Mayes	San Francisco	11-2-86
128	21	Chuck Muncie	Oakland	12-3-79
127	16	Don McCall	Washington	9-22-68
127	25	Dalton Hilliard	Atlanta	12-18-88
126*	25	Chuck Muncie	@ Kansas City	9-26-76
125	25	Derek Brown	Detroit	9-19-93
124	32	George Rogers	Los Angeles	12-18-83
123	33	George Rogers	Kansas City	11-21-82
122	18	George Rogers	@ Cleveland	10-18-81
122*	19	Craig Heyward	@ Cincinnati	11-4-90
120	23	George Rogers	Tampa Bay	11-29-81
117	18	Chuck Muncie	San Francisco	11-11-79
115	25	George Rogers	@ San Francisco	9-27-81
115	25	Rueben Mayes	Denver	11-20-88
115*	30	Rueben Mayes	@ Cincinnati	11-4-90
114	21	George Rogers	@ Buffalo	10-30-83
114	15	Jimmy Rogers	@ Washington	10-26-80
113	26	Bob Gresham	@ Green Bay	11-28-71
113	31	George Rogers	Cincinnati	10-25-81
113	11	Hokie Gajan	N.Y. Jets	11-21-83
112	19	Rueben Mayes	@ Atlanta	11-1-87
112	24	Dalton Hilliard	L.A. Rams	11-26-89



110	14	Tony Baker	@	St. Louis	11-2-69
109	15	Chuck Muncie		Los Angeles	11-28-76
109	27	Mike Strachan		Atlanta	11-2-75
109	11	Craig Heyward		L.A. Raiders	10-23-88
108	22	Rueben Mayes	@	Indianapolis	10-12-86
108	24	Wayne Wilson	@	San Francisco	9-29-85
108	31	Wayne Wilson	@	Dallas	9-25-83
107	20	Chuck Muncie		N.Y. Jets	12-4-77
107	30	George Rogers		San Francisco	12-20-81
106	28	Dalton Hilliard	@	New England	11-12-89
106	20	Gill Fenerty		Minnesota	9-22-91
106	21	Derek Brown		Green Bay	11-14-93
105	24	Mike Strachan		Green Bay	10-12-75
104	10	Gill Fenerty	@	Rams	12-9-90
103	18	Wayne Wilson	@	Atlanta	10-9-83
102	13	Chuck Muncie	@	St. Louis	10-23-77
102	20	George Rogers		Atlanta	9-2-84
100	20	Tony Galbreath		Los Angeles	10-30-77

250 YARDS PASSING

Yds.	Player	Att.	Comp.	Opponent	Date
377	Archie Manning	38	24	@ San Francisco	12-7-80
355	Archie Manning	28	20	@ San Francisco	9-23-79
355	Bobby Hebert	26	19	@ Phoenix	10-18-92
345	Billy Kilmer	32	22	@ St. Louis	11-2-69
344	Archie Manning	32	22	@ Pittsburgh	11-5-78
341	Wade Wilson	34	22	@ Atlanta	9-12-93
333	Ken Stabler	43	29	Tampa Bay	12-5-82
325	Dave Wilson	32	20	Cincinnati	12-9-84
323	Archie Manning	32	23	Atlanta	10-19-80
320	Bobby Hebert	39	28	Raiders	12-16-91
317	Steve Walsh	42	25	@ San Francisco	12-1-91
314	Archie Manning	40	25	San Francisco	9-7-80
314	Archie Manning	36	25	@ Detroit	10-12-80
308	Bobby Hebert	49	31	San Francisco	10-8-89
306	Archie Manning	40	25	Philadelphia	11-9-80
302	John Fourcade	27	15	@ Buffalo	12-10-89
301	Archie Manning	39	24	New England	12-21-80
301	Bobby Hebert	35	22	@ San Francisco	11-15-92
300	Dave Wilson	45	19	@ Atlanta	10-20-85
295	Archie Manning	35	20	Philadelphia	10-29-72
294	Richard Todd	27	21	@ Cleveland	10-28-84
292	Billy Kilmer	36	17	Pittsburgh	12-15-68
292	Steve Walsh	39	22	@ Houston	10-21-90
291	Archie Manning	45	28	@ Green Bay	9-9-79
291	John Fourcade	28	21	Indianapolis	12-24-89
291	Bobby Hebert	39	27	Chicago	10-27-91
287	Archie Manning	27	17	@ San Francisco	10-22-72
285	Bobby Scott	35	16	@ St. Louis	10-23-77
285	Archie Manning	34	24	Buffalo	9-21-80



284	Archie Manning	29	14	Atlanta	9-2-79
282	Bobby Hebert	32	23	@ Detroit	9-18-88
282	Bobby Hebert	32	23	@ Green Bay	9-17-89
281	Bobby Hebert	28	18	N.Y. Jets	10-15-89
280	Dave Wilson	30	18	@ Denver	9-15-85
279	Ken Stabler	39	25	Chicago	9-18-83
279	Bobby Hebert	32	19	@ Washington	11-6-88
276	Billy Kilmer	37	22	Dallas	9-28-69
276	Archie Manning	31	18	@ N.Y. Giants	10-8-72
276	Dave Wilson	34	19	Miami	12-7-86
276	Bobby Hebert	22	15	@ L.A. Rams	10-22-89
274	Steve Walsh	38	23	@ Washington	11-18-90
273	Bobby Hebert	37	17	Dallas	10-3-88
272	Dave Wilson	33	20	New England	11-30-86
272	Bobby Hebert	30	18	Atlanta	10-29-89
271	Ken Stabler	35	24	Atlanta	1-2-83
269	Steve Walsh	33	17	@ Rams	11-3-91
268	Archie Manning	27	20	@ Seattle	11-18-79
267	Bobby Hebert	40	25	San Francisco	9-27-92
267	Wade Wilson	43	25	L.A. Rams	12-12-93
264	Archie Manning	31	14	@ Atlanta	11-25-79
264	Richard Todd	29	14	St. Louis	9-23-84
264	Bobby Hebert	25	13	Chicago	9-13-92
263	Archie Manning	48	24	@ Los Angeles	11-2-80
262	Billy Kilmer	24	14	@ Washington	12-17-67
261	Billy Kilmer	22	15	San Francisco	12-13-70
259	Bobby Hebert	25	16	Washington	10-1-89
255	Bobby Hebert	24	16	Tampa Bay	12-6-87
254	Bobby Hebert	34	20	San Francisco	12-15-85
254	Bobby Hebert	27	15	Houston	12-13-87

100 YARDS RECEIVING

Yds.	No.	Player	Opponent	Date
205	6	Wes Chandler	Atlanta	9-2-79
179	9	Floyd Turner	Chicago	10-27-91
165	8	Danny Abramowicz	@ Cincinnati	11-29-70
164	3	Eric Martin	Green Bay	9-14-86
159	4	Larry Burton	@ Atlanta	11-2-75
156	12	Danny Abramowicz	Pittsburgh	10-29-67
153	8	Eric Martin	Cleveland	10-14-90
151	8	Eric Martin	@ Phoenix	10-18-92
146	10	Eric Martin	@ Washington	11-6-88
145	7	Al Dodd	@ St. Louis	11-2-69
144	7	Danny Abramowicz	@ Washington	12-17-67
144	8	Henry Childs	@ San Francisco	12-7-80
140	7	Danny Abramowicz	San Francisco	12-13-70
140	8	Wes Chandler	Atlanta	10-19-80
139*	9	Wes Chandler	Philadelphia	11-9-80
135	5	Eugene Goodlow	San Francisco	12-15-85
132	6	Eric Martin	L.A. Rams	10-30-88



132	10	Floyd Turner	@	San Francisco	12-1-91
131	6	Hoby Brenner		St. Louis	9-23-84
131	5	Eric Martin		N.Y. Jets	10-15-89
131	10	Eric Martin	@	Washington	11-18-90
130	6	Eric Martin		Houston	12-13-87
129	8	Danny Abramowicz		Pittsburgh	12-21-69
127	12	John Beasley	@	San Diego	11-18-73
127	4	Wes Chandler	@	San Francisco	9-23-79
127	4	Quinn Early		Raiders	12-16-91
122	14	Tony Galbreath	@	Green Bay	9-10-78
121	6	Henry Childs	@	Seattle	11-18-79
120	4	Dave Parks	@	N.Y. Giants	10-8-72
120	9	Eric Martin	@	Philadelphia	12-18-89
120	5	Eric Martin		Cincinnati	1-2-94
119*	4	Ike Harris		Philadelphia	11-9-80
119	6	Mike Jones		Miami	12-7-86
117	7	Wes Chandler		Atlanta	11-12-78
117*	3	Henry Childs	@	Atlanta	11-25-79
117	8	Wes Chandler	@	Atlanta	9-6-81
116	5	Eric Martin	@	L.A. Rams	10-22-89
115	4	Paul Seal		Philadelphia	10-27-74
115	9	Danny Abramowicz		Baltimore	10-19-69
115	5	Floyd Turner		Atlanta	11-24-91
114	7	Dave Parks	@	St. Louis	10-11-70
113	5	Danny Abramowicz		San Francisco	11-23-69
112	7	Henry Childs	@	Green Bay	9-9-79
111	6	Hoby Brenner	@	Atlanta	10-20-85
111	8	Eric Martin		Denver	11-20-88
111	7	Eric Martin		Houston	9-5-93
110	5	Danny Abramowicz		San Francisco	9-26-71
110	5	Dave Parks	@	San Francisco	10-22-72
109	2	Walt Roberts	@	Philadelphia	11-19-67
107	5	Eric Martin		L.A. Rams	11-26-89
106	7	Tony Galbreath		Oakland	12-3-79
106	6	Wes Chandler	@	Detroit	10-12-80
105	6	Hoby Brenner		Chicago	9-18-83
105	9	Danny Abramowicz	@	Atlanta	12-7-69
103	6	Dave Parks		Pittsburgh	12-15-68
103	6	Wes Chandler		San Francisco	12-3-78
103*	6	Wes Chandler	@	Atlanta	11-25-79
103	6	Larry Hardy		San Francisco	9-7-80
103	6	Lindsay Scott		St. Louis	9-12-82
103	8	Eric Martin		L.A. Rams	10-11-92
101	8	Danny Abramowicz	@	N.Y. Giants	10-6-68
101	4	Tyrone Young	@	Cleveland	10-28-84
101	3	Hoby Brenner		Cincinnati	12-9-84
101	7	Eric Martin	@	St. Louis	10-11-87
101	2	Eric Martin		Tampa Bay	12-6-87
100	3	Henry Childs	@	Atlanta	11-26-78
100	4	Eric Martin	@	Buffalo	12-10-89

*Part of a dual 100-yard day.



SAINTS CONSECUTIVE RECORDS

INDIVIDUAL

Games Played:

- 143 Eric Martin (1985 through 1993, current)
- 106 Jim Dombrowski (6th game, 1987 through 1993, current)
- 103 Joe Federspiel (1973-80)
- 92 Sam Mills (6th game, 1987 through 2nd game, 1993)
- 91 Rickey Jackson (1981 through 1st game, 1987)

Games Started:

- 91 Rickey Jackson (1981 through 2nd game, 1987)
- 90 Jim Dombrowski (6th game, 1987 through 1992)

Games Started, Current:

- 77 Rickey Jackson (starting with 4th game, 1989)

Games, Scoring Points:

- 158 Morten Andersen (game 15 of 1983 through 1993, current)

Games, Scoring Touchdown:

- 6 Dalton Hilliard (16th game, 1988 through 5th game, 1989)
- 6 Dalton Hilliard (7th game, 1992 through 12th game, 1992)

Games, Scoring Field Goal:

- 20 Morten Andersen 10-25-87 through 11-6-88
- 19 Morten Andersen 11-24-85 through 12-7-86
- 17 Morten Andersen 11-18-90 through 11-10-91
- 16 Morten Andersen 9-20-92 through 9-12-93

Field Goals Made:

- 25 Morten Andersen, 11-1-92 through 9-12-93
- 20 Morten Andersen, 11-24-85 through 10-5-86

Games, Rushing Touchdown:

- 5 Dalton Hilliard, 1989 (7th-11th games)

Games, Receiving Touchdown:

- 4 Lonzell Hill, 1988 (3rd-6th games)
- 4 Dalton Hilliard, 1992 (7th-10th games)
- 4 Quinn Early, 1993 (6th-9th games)

Games, Rushing for One Hundred or More Yards:

- 3 George Rogers, 1981 (6th, 7th and 8th games)
- 3 Wayne Wilson, 1983 (4th, 5th and 6th games)
- 3 Dalton Hilliard, 1989 (10th, 11th, 12th games)

Games, Passing Touchdown:

- 13 Archie Manning (1978, last 4 games; 1979, 1st to 9th game)



Games, None Intercepted:

- 3 Billy Kilmer, 1969; Archie Manning 1971, 1973, 1978, 1979;
Bobby Hebert, 1987 and 1992; Wade Wilson, 1993

Passes Completed:

- 15 Archie Manning, 1979 (7th and 8th games)

Games, Pass Reception:

- 105 Eric Martin (7th game, 1987 through 1993, current)
79 Danny Abramowicz (1967-73)

Points After Touchdown

- 119 Morten Andersen (7th game, 1989 through 13th game, 1992)

TEAM

Wins, Regular Season:

- 9 1987 (7-15)
9 Last 2 games of 1990, first 7 of 1991

Wins, Preseason:

- 5 1967

Losses, Regular Season:

- 14 1980 (first 14)

Wins Against One Team:

- 7 vs. L.A. Rams, 12-9-90 through 10-3-93

Losses Against One Team:

- 9 vs. Atlanta, 12-7-69 through 12-16-73

Wins at Home:

- 5 Last game of 1990, first 4 of 1991
5 1992, 3rd-7th games

Wins on the Road:

- 10 Last 6 games of 1987, first 4 of 1988

Losses at Home:

- 10 Last 2 of 1979, all 8 in 1980

Losses on the Road:

- 14 Last 4 of 1972, all 7 in 1973, first 3 of 1974

"THROWBACKS WEEKEND"

As part of the National Football League's 75th anniversary celebration, the weekend of September 18-19 has been designated as "Throwbacks Weekend." All 28 teams will wear their "Throwbacks" uniforms for those games. The Saints will don their 1967 style uniforms for their contest against the Buccaneers in Tampa Bay. Since the Saints are on the road that weekend, they will also wear their '67 uniforms October 2 against the Giants at the Superdome, as well as their September 25 matchup against the 49ers in San Francisco.



SAINTS ATTENDANCE

Year	COMBINED		HOME		ROAD	
	Total	Avg.	Total	Avg.	Total	Avg.
1967	890,405	63,600	528,242	75,463	362,163	51,738
1968	884,123	63,151	519,426	74,203	364,697	52,100
1969	921,972	65,855	521,133	74,447	400,839	57,262
1970	843,342	60,238	483,234	69,033	360,108	51,444
1971	932,267	66,590	550,578	78,654	381,689	54,527
1972	880,545	62,896	467,686	66,812	412,859	58,980
1973	839,914	59,993	451,566	64,509	388,348	55,478
1974	829,873	59,277	452,236	64,605	377,637	53,948
1975	767,274	56,805	396,409	56,634	370,865	52,981
1976	714,135	51,010	359,631	51,376	354,504	50,643
1977	655,989	46,856	334,502	47,786	321,487	45,927
1978	850,418	53,151	457,607	57,201	392,811	49,101
1979	939,175	58,698	495,260	61,907	443,915	55,489
1980	808,612	50,538	385,815	48,227	422,797	52,850
1981	891,207	55,700	440,708	55,089	450,499	55,700
1982	467,978	51,988	255,726	51,145	212,252	53,063
1983	896,678	56,042	529,878	66,235	366,800	45,850
1984	884,258	55,266	472,625	59,078	411,633	51,454
1985	799,050	49,941	388,795	48,599	410,255	51,282
1986	874,303	54,644	463,611	57,951	410,692	51,644
1987	774,295	51,620	420,783	60,111	353,512	44,189
1988	965,179	60,324	531,156	66,395	434,023	54,253
1989	916,534	57,283	488,998	61,124	427,536	53,442
1990*	997,722	62,358	536,438	67,055	461,284	57,661
1991*	1,008,934	63,058	548,655	68,582	460,279	57,535
1992*	977,552	61,097	548,728	68,591	428,824	53,603
1993*	979,133	61,196	541,300	67,663	437,833	54,730

LARGEST HOME CROWD IN TULANE STADIUM

1967	83,437	vs.	Dallas 11-12 (Lost 10-27)
		vs.	Atlanta 11-26 (Won 27-24)
1968	84,278	vs.	Dallas 11-3 (Lost 3-17)
1969	80,636	vs.	Baltimore 10-19 (Lost 10-30)
1970	77,681	vs.	Los Angeles 11-1 (Lost 17-30)
1971	83,130	vs.	Minnesota 11-21 (Lost 10-23)
1972	70,793	vs.	Kansas City 9-25 (Lost 17-20)
1973	74,770	vs.	Buffalo 11-4 (Won 13-0)
1974	74,289	vs.	Miami 11-10 (Lost 0-21)

SUPERDOME

1975	61,497	vs.	Minnesota 11-16 (Lost 7-20)
1976	61,413	vs.	Dallas 9-19 (Lost 6-24)
1977	59,023	vs.	Los Angeles 10-30 (Won 27-26)
1978	70,323	vs.	Atlanta 11-12 (Lost 17-20)
1979	70,940	vs.	Atlanta 9-2 (Lost 34-40 OT)
1980	62,651	vs.	Atlanta 10-19 (Lost 14-41)



1981	64,758	vs.	Pittsburgh 10-4 (Lost 6-20)
1982	61,709	vs.	Tampa Bay 12-5 (Lost 10-13)
1983	70,418	vs.	Los Angeles 12-18 (Lost 24-26)
1984	66,652	vs.	Atlanta 9-2 (Lost 28-36)
1985	57,760	vs.	Kansas City 9-8 (Lost 27-47)
1986	67,950	vs.	Atlanta 9-7 (Lost 10-31)
1987	69,546	vs.	Minnesota 1-3-88 (wild card)(Lost 10-44)
1988	68,474	vs.	Dallas 10-3 (Won 20-17)#
1989	66,977	vs.	Dallas 9-10 (Won 28-0)
1990	68,647	vs.	Rams 12-31 (Won 20-17)*#
1991	68,794	vs.	Atlanta 12-28 (wild card)(Lost 27-20)*
1992	68,893	vs.	Philadelphia 1-3 (wild card) (Lost 36-20)*
1993	69,043	vs.	Atlanta 10-24 (Lost 26-15)*
		vs.	Green Bay 11-14 (Lost 19-17)*

#ABC Monday Night Football Telecast

*These figures represent tickets distributed for home games.

NOTE: Largest Superdome audience was 72,434 for first preseason game of 1975 (Houston 13, New Orleans 7). Preseason attendance figures are unofficial.

LARGEST ROAD CROWD

1967	62,670	vs.	New York Giants 10-8 (Lost 21-27)
1968	71,025	vs.	Cleveland 11-10 (lost 17-35)
1969	68,282	vs.	Dallas 11-9 (Lost 17-33)
1970	66,140	vs.	Los Angeles 12-6 (Lost 16-34)
1971	73,610	vs.	Los Angeles 12-5 (Lost 28-45)
1972	66,303	vs.	Los Angeles 9-17 (Lost 14-34)
1973	70,358	vs.	Los Angeles 11-11 (Lost 7-29)
1974	64,178	vs.	Los Angeles 9-22 (Lost 0-24)
1975	60,771	vs.	Los Angeles 10-26 (Lost 14-38)
1976	61,685	vs.	Seattle 11-21 (Won 51-27)
1977	53,482	vs.	Philadelphia 11-6 (Lost 7-28)
1978	57,920	vs.	Dallas 11-19 (Lost 7-27)
1979	74,482	vs.	Denver 11-4 (Lost 3-10)
1980	78,147	vs.	Detroit 10-12 (Lost 13-24)
1981	76,059	vs.	Cleveland 10-18 (Lost 17-20)
1982	64,506	vs.	Dallas 12-19 (Lost 7-21)
1983	62,136	vs.	Dallas 9-25 (Lost 20-21)
1984	63,739	vs.	New York Giants 12-15 (Won 10-3)
1985	74,488	vs.	Denver 9-15 (Lost 23-34)
1986	72,765	vs.	New York Giants 9-28 (Lost 17-20)
1987	60,436	vs.	San Francisco 11-15 (Won 26-24)
1988	63,569	vs.	Seattle 10-16 (Won 20-19)
1989	70,037	vs.	Buffalo 12-10 (Won 22-19)
1990	60,112	vs.	San Francisco 12-23 (Won 13-10)
1991	74,816	vs.	Kansas City 9-8 (Won 17-10)
1992	67,328	vs.	Atlanta 9-20 (Won 10-7)
1993	66,500	vs.	San Francisco 11-22 (Lost 42-7)



SAINTS INDIVIDUAL RECORDS

SERVICE

MOST SEASONS

- 13 Hoby Brenner, 1981-93
- 13 Stan Brock, 1980-92
- 13 Rickey Jackson, 1981-93
- 13 Derland Moore, 1973-85
- 13 Jim Wilks, 1981-93

MOST GAMES

- 195 Rickey Jackson, 1981-93
- 186 Stan Brock, 1980-92
- 183 Jim Wilks, 1981-93
- 180 Morten Andersen, 1982-93

SCORING

TOTAL POINTS

Career

- 1202 Morten Andersen, 1982-93
(274 FGs, 380 PATs)

Season

- 121 Morten Andersen, 1987 (28 FGs, 37 PATs)
- 120 Morten Andersen, 1985 (31 FGs, 27 PATs)
- 120 Morten Andersen, 1992 (29 FGs, 33 PATs)

Game

- 18 Walt Roberts vs. Philadelphia 11-5-67 (3 TDs)
- 18 Danny Abramowicz vs. San Francisco 9-26-71 (3 TDs)
- 18 Archie Manning vs. Chicago 10-2-77 (3 TDs)
- 18 Chuck Muncie vs. San Francisco 11-11-79 (3 TDs)
- 18 George Rogers at Rams 11-8-81 (3 TDs)
- 18 Wayne Wilson vs. Atlanta 1-2-83 (3 TDs)
- 18 Dalton Hilliard at Rams 10-22-89 (3 TDs)

- 18 Rueben Mayes vs. Phoenix 9-23-90 (3 TDs)

Opponent/Game

- 24 Dave Williams at St. Louis 11-2-69 (4 TDs)
- 24 Wayne Morris at St. Louis 10-23-77 (4 TDs)

TOUCHDOWNS

Career

- 53 Dalton Hilliard, 1986-93
- 48 Eric Martin, 1985-93
- 37 Danny Abramowicz, 1967-73

Season

- 18 Dalton Hilliard, 1989
- 13 George Rogers, 1981
- 11 Chuck Muncie, 1979

Game

- 3 Walt Roberts vs. Philadelphia 11-5-67
- 3 Danny Abramowicz vs. San Francisco 9-26-71
- 3 Archie Manning vs. Chicago 10-2-77
- 3 Chuck Muncie vs. San Francisco 11-11-79
- 3 George Rogers at Rams 11-8-81
- 3 Wayne Wilson vs. Atlanta 1-2-83
- 3 Dalton Hilliard at Rams 10-22-89
- 3 Rueben Mayes vs. Phoenix 9-23-90

Opponent/Game

- 4 Dave Williams at St. Louis 11-2-69
- 4 Wayne Morris at St. Louis 10-23-77

FIELD GOALS MADE

Career

- 274 Morten Andersen, 1982-93
(350 atts.)



52 Charlie Durkee, 1967-68, 71-72
(101 atts.)

Season

31 Morten Andersen, 1985
(35 atts.)
29 Morten Andersen, 1992
(34 atts.)
28 Morten Andersen, 1987
(36 atts.)
28 Morten Andersen, 1993
(35 atts.)

Game

5 Charlie Durkee at Green Bay
11-28-71 (6 atts.)
5 Morten Andersen vs. Rams
12-1-85 (5 atts.)
5 Morten Andersen vs. San
Francisco 10-25-87 (7 atts.)
5 Morten Andersen vs. Atlanta
12-3-92 (5 atts.)

Opponent/Game

6 Bobby Howfield at Jets 12-3-72
(7 atts.)
6 Ray Wersching, San Francisco
10-16-83 (6 atts.)

LONGEST FIELD GOAL

63 Tom Dempsey vs. Detroit
11-8-70 (NFL Record)
60 Morten Andersen vs. Chicago
10-27-91

Opponent/Longest Field Goal

55 Joe Danelo at Giants 9-20-81

FIELD GOALS ATTEMPTED

Career

350 Morten Andersen, 1982-93
(274 made)
101 Charlie Durkee, 1967-68, 71-72
(52 made)

Season

41 Tom Dempsey, 1969 (22 made)
37 Charlie Durkee, 1968 (19 made)

36 Morten Andersen, 1987
(28 made)

36 Morten Andersen, 1988
(26 made)

Game

7 Tom Dempsey vs. Philadelphia
11-30-69 (4 made)
7 Morten Andersen vs. San
Francisco 10-25-87 (5 made)

Opponent/Game

7 Bobby Howfield at Jets 12-3-72
(6 made)

POINTS AFTER TOUCHDOWN

Career

380 Morten Andersen, 1982-93
(386 atts.)
87 Charlie Durkee, 1967-68, 71-72
(88 atts.)
79 Rich Szaro, 1975-78 (86 atts.)

Season

44 Morten Andersen, 1989
(45 atts.)
39 Garo Yepremian, 1979
(40 atts.)
38 Morten Andersen, 1991
(38 atts.)
37 Morten Andersen, 1983
(38 atts.)
37 Morten Andersen, 1987
(37 atts.)

Game

6 Tom Dempsey at St. Louis
11-2-69 (7 atts.)
6 Rich Szaro at Seattle 11-21-76
(6 atts.)
6 Rich Szaro at Chicago 10-2-77
(6 atts.)
6 Garo Yepremian at Tampa Bay
10-14-79 (6 atts.)
6 Morten Andersen vs. Denver
11-20-88 (6 atts.)

Opponent/Game

8 Nick Mike-Mayer, Atlanta
9-16-73 (8 atts.)

RUSHING

TOTAL YARDS

Career

4,267 George Rogers, 1981-84
(995 atts.)
4,164 Dalton Hilliard, 1986-93
(1,126 atts.)
3,408 Rueben Mayes, 1986-88,
90 (837 atts.)
3,386 Chuck Muncie, 1976-80
(787 atts.)

Season

1,674 George Rogers, 1981
(378 atts.)
1,353 Rueben Mayes, 1986
(286 atts.)
1,262 Dalton Hilliard, 1989
(344 atts.)

Game

206 George Rogers vs. St. Louis
9-4-83 (24 atts.)
203 Rueben Mayes vs. Miami
12-7-86 (28 atts.)

Opponent/Game

247 Willie Ellison at Rams 12-5-71
(26 atts.)
212 Jerome Bettis, Rams 12-12-93
(28 atts.)
202 Gerald Riggs, Atlanta 9-2-84
(35 atts.)

ATTEMPTS

Career

1126 Dalton Hilliard, 1986-93
(4,164 yards)
995 George Rogers, 1981-84
(4,267 yards)
837 Rueben Mayes, 1986-88, 90
(3,408 yards)



Season

378 George Rogers, 1981
(1,674 yards)
344 Dalton Hilliard, 1989
(1,262 yards)

Game

35 Earl Campbell at Minnesota
11-24-85 (160 yards)
35 Dwight Beverly at St. Louis
10-11-87 (139 yards)
34 Wayne Wilson vs. Miami 10-2-83
(160 yards)

Opponent/Game

39 Gerald Riggs, Atlanta 12-22-85
(158 yards)

MOST 100-YARD RUSHING DAYS

Career

16 George Rogers, 1981-84
11 Rueben Mayes, 1986-88, 90

Season

9 George Rogers, 1981
6 Rueben Mayes, 1986

DUAL 100-YARD RUSHING DAYS, OPPONENT

vs. San Francisco, 11-13-77

Del Williams, 25-110, 1 TD

Wilbur Jackson, 22-123

vs. St. Louis, 10-5-80

Otis Anderson, 22-126

Wayne Morris, 22-102, 3TDs

LONGEST SCORING RUNS FROM SCRIMMAGE

79 George Rogers at Cleveland
10-18-81
76 George Rogers vs. St. Louis
9-4-83
74 Tony Galbreath at Kansas City
9-26-76
74 Lorenzo Neal at Atlanta 9-12-93



73 Craig Heyward vs. Raiders
10-23-88

Opponent/Longest Scoring Runs

80 Willie Ellison at Rams 12-5-71
77 Dick Hoak, at Pittsburgh
10-20-68
74 MacArthur Lane, at St. Louis
10-11-70
71 Jerome Bettis, Rams 12-12-93

LONGEST NON-SCORING RUN FROM SCRIMMAGE

73 George Rogers vs. Philadelphia
10-11-81

Opponent/Longest Non-Scoring Runs

66 Eric Dickerson, Rams 10-14-84
62 John Settle at Atlanta 9-11-88

TOUCHDOWNS RUSHING

Career

39 Dalton Hilliard, 1986-93
28 Chuck Muncie, 1976-80
27 Tony Galbreath, 1976-80

Season

13 George Rogers, 1981
13 Dalton Hilliard, 1989
11 Chuck Muncie, 1979

Game

3 Archie Manning vs. Chicago
10-2-77
3 Chuck Muncie vs. San Francisco
11-11-79
3 George Rogers at Rams 11-8-81
3 Wayne Wilson vs. Atlanta 1-2-83
3 Rueben Mayes vs. Phoenix
9-23-90

Opponent/Game

4 Wayne Morris at St. Louis
10-23-77

BEST AVERAGE

Career (min. 250 atts.)

5.7 Archie Manning, 1971-82
(2,058 yds, 358 att.)
5.4 Hokie Gajan, 1982-85
(1,358 yds, 252 att.)

Season (min. 75 atts.)

6.0 Hokie Gajan, 1984 (615 yds,
102 att.)
5.1 Hokie Gajan, 1983 (415 yds,
81 atts.)
5.0 Chuck Muncie, 1979
(1,198 yds, 238 att.)

Game (min. 8 atts.)

10.8 Lorenzo Neal at Atlanta 9-12-93
(8-86)
10.43 Tony Galbreath vs. Kansas City
9-26-76 (14-146)
10.4 Gill Fenerty at Rams 12-9-90
(10-104)
10.3 Hokie Gajan vs. Jets 11-21-83
(11-113)

Opponent/Game

12.8 Steve Young, at San Francisco
12-23-90 (8-102)

RECEIVING

TOTAL RECEPTIONS

Career

532 Eric Martin, 1985-93
(7,854 yards)
309 Danny Abramowicz, 1967-73
(4,875 yards)
284 Tony Galbreath, 1976-80
(2,221 yards)

Season

85 Eric Martin, 1988 (1,083 yards)
74 Tony Galbreath, 1978 (582 yards)
73 Danny Abramowicz, 1969
(1,051 yards)

Game

14 Tony Galbreath at Green Bay
9-10-78 (122 yards)



12 Danny Abramowicz vs.
Pittsburgh 10-29-67 (156 yards)
12 John Beasley vs. San Diego
11-18-73 (127 yards)

Opponent/Game

15 Willie Anderson, Rams 11-26-89
(336 yards)
12 Rickey Young, Minnesota 9-3-78
(134 yards)
12 John Spagnola, Philadelphia
10-6-85 (124 yards)

TOTAL RECEIVING YARDS

Career

7,854 Eric Martin, 1985-93
(532 receptions)
4,875 Danny Abramowicz, 1967-73
(309 receptions)

Season

1,090 Eric Martin, 1989 (68 receptions)
1,083 Eric Martin, 1988 (85 receptions)
1,069 Wes Chandler, 1979
(65 receptions)
1,051 Danny Abramowicz, 1969
(73 receptions)
1,041 Eric Martin, 1992 (68 receptions)

Game

205 Wes Chandler vs. Atlanta 9-2-79
(6 receptions)
179 Floyd Turner vs. Chicago
10-27-91 (9 receptions)
165 Danny Abramowicz at
Cincinnati 11-29-70 (8 receptions)
164 Eric Martin vs. Green Bay
9-14-86 (3 receptions)

Opponent/Game

336 Willie Anderson (NFL record),
Rams 11-26-89 (15 receptions)
248 Richard Johnson, at Detroit,
12-3-89 (8 receptions)
212 Mark Carrier, Tampa Bay 12-6-87
(8 receptions)

MOST 100-YARD RECEIVING DAYS

Career

18 Eric Martin, 1985-93
10 Danny Abramowicz, 1967-73
9 Wes Chandler, 1978-81

Season

5 Eric Martin, 1989
4 Danny Abramowicz, 1969

DUAL 100-YARD RECEIVING DAYS, OPPONENT

at Cleveland, 11-10-68

Paul Warfield, 5-107
Leroy Kelly, 3-104

at St. Louis, 11-2-69

Dave Williams, 8-164
John Gilliam, 5-106

at Minnesota 12-1-74

Jim Lash, 3-112
John Gilliam, 5-109
at Giants, 9-20-81
Johnny Perkins, 8-118
Gary Shirk, 11-101

at Rams, 12-9-90

Willie Anderson, 5-123
Henry Ellard, 5-107

LONGEST TOUCHDOWN RECEPTIONS

82 Mike Waters from John
Fourcade vs. Rams 10-4-87
80 Danny Abramowicz from Billy
Kilmer at Washington 12-17-67

Opponent/Longest Touchdown Receptions

98 Michael Haynes from Bobby
Hebert at Atlanta 9-12-93
88 Harmon Wages from Bob Berry
at Atlanta 12-7-69

LONGEST NON-SCORING RECEPTIONS

96 Walt Roberts from Billy Kilmer at
Philadelphia 11-19-67



- 85 Wes Chandler from Archie Manning at San Francisco 9-23-79
- 84 Eric Martin from Bobby Hebert vs. Green Bay 9-14-86

Opponent/Longest Non-Scoring Reception

- 84 Ken Burrow from Bob Berry, Atlanta 12-19-71

TOUCHDOWNS RECEIVING

Career

- 48 Eric Martin, 1985-93
- 37 Danny Abramowicz, 1967-73

Season

- 9 Henry Childs, 1977
- 8 Eric Martin, 1989
- 8 Floyd Turner, 1991

Game

- 3 Danny Abramowicz vs. San Francisco 9-26-71

Opponent/Game

- 4 Dave Williams at St. Louis 11-2-69

MOST TOTAL YARDS FROM SCRIMMAGE

Career

- 7,865 Eric Martin, 1985-93 (7,854 receiving)
- 6,397 Dalton Hilliard, 1986-93 (4,164 rushing)
- 5,086 Tony Galbreath, 1976-80 (2,865 rushing)

Season

- 1,800 George Rogers, 1981 (1,674 rushing)
- 1,776 Dalton Hilliard, 1989 (1,262 rushing)
- 1,506 Chuck Muncie, 1979 (1,198 rushing)

Game

- 225 Rueben Mayes vs. Miami 12-7-86 (203 rushing)

- 206 George Rogers vs. St. Louis 9-4-83 (all rushing)
- 205 Wes Chandler vs. Atlanta 9-2-79 (all receiving)

Opponent/Game

- 336 Willie Anderson, Rams 11-26-69 (all receiving)

PASSING

TOTAL YARDS

Career

- 21,734 Archie Manning, 1971-75, 77-82 (3,328 att., 1,848 comp.)
- 14,630 Bobby Hebert, 1985-89, 91-92 (2,055 att., 1,202 comp.)
- 7,490 Billy Kilmer, 1967-70 (1,116 att., 592 att.)

Season

- 3,716 Archie Manning, 1980 (509 att., 309 comp.)
- 3,416 Archie Manning, 1978 (471 att., 291 comp.)
- 3,287 Bobby Hebert, 1992 (422 att., 249 comp.)

Game

- 377 Archie Manning at San Francisco 12-7-80 (24-38)
- 355 Archie Manning at San Francisco 9-23-79 (20-28)
- 355 Bobby Hebert at Phoenix 10-18-92 (19-26)

Opponent/Game

- 454 Jim Everett, Rams 11-26-89 (29-51)
- 397 Bill Kenney, Kansas City 9-8-85 (22-34)
- 384 Jim Zorn, at Seattle 11-18-79 (24-33)

PASS ATTEMPTS

Career

- 3,335 Archie Manning, 1971-75, 77-82 (1,849 comp.)



- 2,055 Bobby Hebert, 1985-89, 91-92 (1,202 comp.)
- 1,116 Billy Kilmer, 1967-70 (592 comp.)

Season

- 509 Archie Manning, 1980 (309 comp.)
- 478 Bobby Hebert, 1988 (280 comp.)
- 471 Archie Manning, 1978 (291 comp.)

Game

- 53 Archie Manning at Green Bay 9-10-78 (33 comp.)
- 52 Archie Manning vs. New England 12-10-72 (24 comp.)
- 52 Archie Manning vs. San Francisco 11-23-75 (25 comp.)

Opponent/Game

- 59 Steve Grogan at New England 11-12-89 (27 comp.)

PASS COMPLETIONS

Career

- 1,849 Archie Manning, 1971-75, 77-82 (3,335 atts.)
- 1,202 Bobby Hebert, 1985-89, 91-92 (2,055 atts.)
- 592 Billy Kilmer, 1967-70 (1,116 atts.)

Season

- 309 Archie Manning, 1980 (509 atts.)
- 291 Archie Manning, 1978 (471 atts.)
- 280 Bobby Hebert, 1988 (478 atts.)

Game

- 33 Archie Manning at Green Bay 9-10-78 (53 atts.)
- 31 Bobby Hebert vs. San Francisco 10-8-89 (49 atts.)

- 29 Ken Stabler vs. Tampa Bay 12-5-82 (43 atts.)

Opponent/Game

- 31 Jim Everett, at Rams 12-9-90 (50 atts.)
- 29 Jeff Kemp at San Francisco 9-21-86 (44 atts.)
- 29 Jim Everett, Rams 11-26-89 (51 atts.)

MOST CONSECUTIVE COMPLETIONS

- 15 Archie Manning, 1979 (7th and 8th games)

Opponent

- 18 Don Majkowski at Green Bay 9-17-89

PASSING PERCENTAGE

Career

- 58.5 Bobby Hebert, 1985-89, 91-92 (2,055 att., 1,202 comp.)
- 57.2 Ken Stabler, 1982-84 (500 att., 326 comp.)
- 55.4 Archie Manning, 1971-75, 77-82 (3,335 att., 1,849 comp.)

Season

- 62.9 Bobby Hebert, 1989 (353 att., 222 comp.)
- 61.9 Ken Stabler, 1982 (189 att., 117 comp.)
- 61.8 Archie Manning, 1978 (471 att., 291 comp.)

Game

- 90.9 Mike Buck at Pittsburgh 10-17-93 (10-11)
- 87.0 Bobby Hebert vs. Denver 11-20-88 (20-23)
- 84.2 Bobby Hebert vs. Dallas 9-10-89 (16-19)

Opponent/Game

- 90.9 Scott Hunter at Atlanta 10-31-76 (10-11)
- 90.5 Lynn Dickey, Green Bay 12-13-81 (19-21)



TOUCHDOWN PASSES

Career

- 115 Archie Manning, 1971-75, 77-82
85 Bobby Hebert, 1985-89, 91-92

Season

- 23 Archie Manning, 1980
20 Billy Kilmer, 1969
20 Bobby Hebert, 1988

Game

- 6 Billy Kilmer at St. Louis 11-2-69
4 Bobby Hebert vs. San Francisco 9-4-88

Opponent/Game

- 6 Charley Johnson at St. Louis 11-2-69

PASSES HAD INTERCEPTED

Career

- 156 Archie Manning, 1971-75, 77-82
75 Bobby Hebert, 1985-89, 91-92
62 Billy Kilmer, 1967-70

Season

- 21 Archie Manning, 1972
20 Archie Manning, 1979 & 1980

Game

- 5 Archie Manning vs. Atlanta 9-16-73
5 Archie Manning vs. Rams 10-7-79

Opponent/Game

- 5 Randy Wright, Green Bay 9-14-86
5 Scott Campbell at Atlanta 11-1-87

MOST TIMES SACKED

Career

- 337 Archie Manning, 1971-75, 77-82
119 Bobby Hebert, 1985-89, 91-92
98 Dave Wilson, 1981, 83-88

Season

- 49 Archie Manning, 1975
43 Archie Manning, 1972
41 Archie Manning, 1980

Game

- 9 Dave Wilson at San Francisco 11-13-83

- 9 Dave Wilson at Rams 11-3-85
9 Wade Wilson at Cleveland 12-5-93

Opponent/Game

- 7 Wade Wilson at Minnesota 12-21-86

TOTAL OFFENSE

MOST RUNNING AND PASSING PLAYS

Career

- 3,693 Archie Manning, 1971-75, 77-82 (3,335 passing)
2,197 Bobby Hebert, 1985-89, 91-92 (2,055 passing)

Season

- 532 Archie Manning, 1980 (509 passing)
515 Bobby Hebert, 1988 (478 passing)
511 Archie Manning, 1972 (448 passing)
509 Archie Manning, 1978 (471 passing)

Game

- 54 Archie Manning at Green Bay 9-10-78 (53 passing)
54 Archie Manning vs. New England 12-10-72 (52 passing)

Opponent/Game

- 61 Steve Grogan at New England 11-12-89 (59 passing)

MOST TOTAL YARDS (does not include yards lost attempting to pass)

Career

- 23,792 Archie Manning, 1971-75, 77-82 (21,734 passing)
15,082 Bobby Hebert, 1985-89, 91-92 (14,630 passing)
7,789 Billy Kilmer, 1967-70 (7,490 passing)



Season

- 3,882 Archie Manning, 1980 (3,716 passing)
3,618 Archie Manning, 1978 (3,416 passing)
3,382 Bobby Hebert, 1992 (3,287 passing)

Game

- 394 Wade Wilson at Atlanta 9-12-93 (341 passing)
381 Archie Manning at San Francisco 12-7-80 (377 passing)
353 Archie Manning at San Francisco 9-23-79 (355 passing)
350 Bobby Hebert at Phoenix 10-18-92 (355 passing)

Opponent/Game

- 452 Jim Everett, Rams 11-26-89 (454 passing)

PUNTING

MOST PUNTS

Career

- 447 Tom Blanchard, 1974-78 (41.3 avg.)
366 Tommy Barnhardt, 1987, 1989-93 (42.9 avg.)
363 Brian Hansen, 1984-88 (42.0 avg.)

Season

- 101 Tom Blanchard, 1976 (39.3 avg.)
92 Tom Blanchard, 1975 (41.0 avg.)
89 Russell Erxleben, 1980 (39.2 avg.)

Game

- 12 Tom Blanchard vs. Minnesota 11-16-75 (42.9 avg.)
11 Steve O'Neal at San Francisco 10-21-73 (41.6 avg.)
11 Russell Erxleben vs. Washington 12-26-82 (44.7 avg.)

Opponent/Game

- 11 Shawn McCarthy, at New England 11-8-92 (42.1 avg.)

HIGHEST AVERAGE

Career

- 42.9 Tommy Barnhardt, 1987, 1989-93 (366 punts)
42.3 Tom McNeill, 1967-69 (130 punts)
42.0 Brian Hansen, 1984-88 (363 punts)

Season

- 44.0 Tommy Barnhardt, 1992 (67 punts)
43.8 Brian Hansen, 1984 (69 punts)
43.6 Tommy Barnhardt, 1993 (77 punts)

Opponent/Game

- 43.5 Tommy Barnhardt, 1991 (86 punts)

LONGEST PUNT

- 81 Tom McNeill vs. Dallas 9-28-69

Opponent/Longest Punt

- 87 Dave Finzer at Chicago 10-7-84

PUNT RETURNS

MOST RETURNS

Career

- 104 Jeff Groth, 1981-84 (8.5 avg.)
75 Rich Mauti, 1977-80, 82-83 (8.1 avg.)

Season

- 39 Jeff Groth, 1983 (7.1 avg.)
38 Rich Mauti, 1977 (7.4 avg.)
37 Howard Stevens, 1974 (10.2 avg.)
37 Jeff Groth, 1981 (11.8 avg.)
37 Vince Buck, 1990 (8.2 avg.)
37 Tyrone Hughes, 1993 (13.6 avg.)

Game

- 6 Pete Athas vs. Houston 10-3-76 (161 yards)



- 6 Rod Harris at Detroit 12-3-89 (38 yards)
- 6 Bobby Morse vs. Indianapolis 12-24-89 (28 yards)
- 6 Vince Buck vs. Minnesota 9-22-91 (37 yards)

Opponent/Game

- 10 Mike Nelms, Washington 12-26-82 (106 yards)

MOST YARDS

Career

- 887 Jeff Groth, 1981-84 (104 returns)
- 657 Mel Gray, 1986-88 (49 returns)
- 610 Rich Mauti, 1977-80, 82-83 (75 returns)

Season

- 503 Tyrone Hughes, 1993 (37 returns)

- 436 Jeff Groth, 1981 (37 returns)

Game

- 161 Pete Athas vs. Houston 10-3-76 (6 returns)
- 130 Mel Gray vs. Tampa Bay 12-6-87 (2 returns)
- 128 Tyrone Hughes at Rams 10-3-93 (4 returns)

Opponent/Game

- 143 Chuck Latourette, St. Louis 9-29-68 (3 returns)

BEST AVERAGE

Career (min. 25 returns)

- 13.6 Tyrone Hughes, 1993 (37 returns)
- 13.4 Mel Gray, 1986-88 (49 returns)
- 10.1 Howard Stevens, 1973-74 (54 returns)

Season (min. 10 returns)

- 14.7 Mel Gray, 1987 (24 returns)
- 13.6 Tyrone Hughes, 1993 (37 returns)
- 12.2 Gil Chapman, 1975 (17 returns)
- 12.2 Mel Gray, 1988 (25 returns)

LONGEST RETURNS

- 83t Tyrone Hughes at Philadelphia 12-26-93
- 80 Mel Gray vs. Tampa Bay 12-6-87

Opponent/Longest Return

- 88t Mike Fuller, San Diego 10-9-77

PUNTS RETURNED FOR TOUCHDOWNS

- 83 Tyrone Hughes at Philadelphia 12-26-93
- 74 Tyrone Hughes at Rams 10-3-93
- 66 Mel Gray vs. Denver 11-20-88
- 56 Derrick Shepard vs. Dallas 9-10-89
- 53 Charlie Brown vs. Pittsburgh 12-15-68

Opponent/Longest Punt Return for Touchdowns (Total of 14)

- 88 Mike Fuller, San Diego 10-9-77
- 86 Chuck Latourette, St. Louis 9-29-68
- 84 Ron Smith at San Diego 11-18-73

KICKOFF RETURNS

MOST RETURNS

Career

- 124 Rich Mauti, 1977-80, 82-83 (22.9 avg.)
- 94 Mel Gray, 1986-88 (23.3 avg.)

Season

- 43 Margene Adkins, 1972 (23.7 avg.)
- 41 Jimmy Rogers, 1980 (22.9 avg.)

Game

- 6 Walt Roberts at Baltimore 12-10-67 (123 yds)
- 6 Rich Mauti vs. Atlanta 10-19-80 (137 yds)
- 6 Rich Mauti vs. Philadelphia 9-16-79 (131 yds)
- 6 Jimmy Rogers vs. Philadelphia 11-9-80 (138 yds)

- 6 Jimmy Rogers at San Francisco 12-7-80 (127 yds)
- 6 Jimmy Rogers vs. New England 12-21-80 (118 yds)
- 6 Mel Gray vs. San Francisco 9-4-88 (144 yds)
- 6 Tyrone Hughes at Philadelphia 12-26-93 (138 yds)

Opponent/Game

- 7 Dennis Pearson, Atlanta 9-2-79 (122 yards)

MOST YARDS

Career

- 2,836 Rich Mauti, 1977-80, 82-83 (124 returns)
- 2,192 Mel Gray, 1986-88 (94 returns)

Season

- 1,020 Margene Adkins, 1972 (43 returns)
- 930 Jimmy Rogers, 1980 (41 returns)

Game

- 186 Mel Gray at San Francisco 9-21-86 (3 returns)
- 172 John Gilliam vs. Rams 9-17-67 (4 returns)
- 171 Tyrone Hughes at Minnesota 11-28-93 (3 returns)

Opponent/Game

- 190 Deion Sanders, Atlanta 12-3-92 (6 returns)
- 189 Dave Hampton at Green Bay 11-28-71 (5 returns)

BEST AVERAGE

Career (min. 25 returns)

- 26.3 Walt Roberts, 1967 (28 returns)
- 26.1 John Gilliam, 1967-68, 1977 (31 returns)

Season (min. 10 returns)

- 27.9 Don Shy, 1969 (16 returns)
- 27.9 Mel Gray, 1986 (31 returns)
- 27.8 Bobby Morse, 1989 (10 returns)



KICKOFFS RETURNED FOR TOUCHDOWNS

- 101 Mel Gray at San Francisco 9-21-86
- 99 Bobby Morse at Detroit 12-3-89
- 99 Tyrone Hughes at Minnesota 11-28-93
- 94 John Gilliam vs. Rams 9-17-67
- 92 Clarence Chapman at San Francisco 11-27-77
- 91 Walt Roberts vs. Philadelphia 11-5-67

Opponent/Kickoffs Returned for Touchdowns

- 105 Travis Williams at Rams 12-5-71
- 98 Dexter Carter at San Francisco 12-1-91
- 95 Nate Lewis at San Diego 11-17-91
- 94 Cliff Austin at Atlanta 10-20-85
- 93 Steve Odom, Green Bay 10-12-75
- 90 Dave Hampton at Green Bay 11-28-71

INTERCEPTIONS

MOST INTERCEPTIONS

Career

- 37 Dave Waymer, 1980-89 (395 yards)
- 36 Tommy Myers, 1972-81 (621 yards)

Season

- 10 Dave Whitsell, 1967 (178 yards)
- 9 Dave Waymer, 1986 (48 yards)

Game

- 3 Tommy Myers vs. Minnesota 9-3-78 (151 yards)
- 3 Dave Waymer vs. Philadelphia 10-6-85 (28 yards)
- 3 Reggie Sutton at Chicago 10-18-87 (42 yards)
- 3 Gene Atkins at Phoenix 12-22-91 (198 yards)

**Opponent/Game**

- 3 Pat Thomas, Rams 10-7-79
(5 yards)
- 3 Leonard Coleman at
Indianapolis 10-12-86 (31 yards)

MOST YARDS RETURNED**Career**

- 621 Tommy Myers, 1972-81
(36 returns)
- 395 Dave Waymer, 1980-89
(37 returns)

Season

- 198 Gene Atkins, 1991 (5 returns)
- 178 Dave Whitsell, 1967 (10 returns)
- 167 Tommy Myers, 1978 (6 returns)

Game

- 151 Tommy Myers vs. Minnesota
9-3-78 (3 returns)
- 99 Gene Atkins at Phoenix
12-22-91 (3 returns)
- 94 Bo Burris vs. Minnesota
10-13-68 (1 return)

Opponent/Game

- 93 Ross Fichtner, Cleveland
10-1-67 (2 returns)

MOST RETURNS FOR TOUCHDOWNS**Career**

- 3 Brett Maxie, 1985-93
- 3 Jim Merlo, 1973-79
- 2 Toi Cook, 1987-93
- 2 Tommy Myers, 1972-81
- 2 Johnnie Poe, 1981-87
- 2 Dave Whitsell, 1967-69
- 2 Dennis Winston, 1982-85

Season

- 2 Dave Whitsell, 1967
- 2 Jim Merlo, 1976
- 2 Dennis Winston, 1984

Game

- 1 20 different players

Opponent/Game

- 2 Eric Allen, at Philadelphia
12-26-93

LONGEST RETURNS

- 97t Tommy Myers vs. Minnesota
9-3-78
- 94t Bo Burris vs. Minnesota 10-13-68

Opponent/Longest Returns

- 88 Ross Fichtner, Cleveland 10-1-67#
- 78t Jesse Solomon at Minnesota
12-4-88

#Lateral from Erich Barnes

QUARTERBACK SACKS**MOST SACKS****Career**

- 123 Rickey Jackson, 1981-93
- 76.5 Pat Swilling, 1986-92

Season

- 17 Pat Swilling, 1991 (139 yards)
- 16.5 Pat Swilling, 1989 (164 yards)
- 15.5 Wayne Martin, 1992
(102 yards)

Most Sacks by a Rookie

- 9 Renaldo Turnbull, 1990
- 8 Rickey Jackson, 1981

Game

- 4 Rickey Jackson at Atlanta
12-14-86 (33 yards)
- 4 Rickey Jackson at Detroit
9-18-88 (34 yards)
- 4 Pat Swilling vs. Tampa Bay
11-11-90 (26 yards)
- 4 Wayne Martin vs. Atlanta
12-3-92 (26.5 yards)

Opponent/Game

- 6 Fred Dean at San Francisco
11-13-83 (41 yards)

**FUMBLES****MOST OPPONENTS' RECOVERED****Career**

- 26 Rickey Jackson, 1981-93
- 16 Sam Mills, 1986-93
- 14 Dave Waymer, 1980-89
- 13 Gene Atkins, 1987-93

Season

- 7 Rickey Jackson, 1990
- 5 Joe Federspiel, 1975
- 5 Maurice Spencer, 1976
- 5 Jack Del Rio, 1985
- 5 James Geathers, 1989

Game

- 3 Maurice Spencer vs. Atlanta
10-10-76

LONGEST FUMBLE RETURN

- 85t Ernie Jackson vs. Atlanta
10-15-72
- 76t Sam Mills at Jets 12-26-92

Opponent/Longest Fumble Return

- 96t C.L. Whittington, Houston
10-3-76

MOST FUMBLES RETURNED FOR TOUCHDOWNS**Season**

- 2 Robert "Pig" Goff, 1992

Career

- 2 Tommy Myers, 1972-81
- 2 Robert "Pig" Goff, 1990-93
- 2 Sam Mills, 1986-93
- 2 Frank Warren, 1981-89, 91-93

MOST TIMES FUMBLED**Career**

- 57 Archie Manning, 1971-75, 77-82

Season

- 11 George Rogers, 1981 (6 lost)

Game

- 3 Billy Kilmer at St. Louis 12-3-67
- 3 Billy Kilmer vs. Cleveland
10-12-69
- 3 Howard Stevens at Dallas
9-24-73
- 3 Hokie Gajan vs. Tampa Bay
9-22-85 (2 lost)
- 3 Rueben Mayes vs. San Francisco
10-25-87 (2 lost)
- 3 Rueben Mayes at Pittsburgh
11-29-87 (2 lost)

SAINTS ON PRESEASON TELEVISION

Two of the Saints four preseason games in 1994 can be seen on national television.

Both home contests, Friday, August 19 against Green Bay, and Thursday August 25 against Dallas, will be televised to a national audience. The Packers game will be carried by FOX, starting at 7 p.m. (CST). The Cowboys game can be seen on ESPN beginning at 7 p.m. (CST). Both games will be blacked out in the New Orleans area if not sold out 72 hours prior to kickoff.

New Orleans' first two preseason matchups, Friday, August 5 at New England, and Saturday, August 13 at Minnesota, will both be aired live by WWL-TV (4).



SAINTS TEAM RECORDS

*Records set as a result of the (1982) nine-game season

SCORING MOST POINTS

Season

422 1987
386 1989
370 1979

Opponent/Season

487 1980

Game

51 Saints 51 at St. Louis 42, 11-2-69
51 Saints 51 at Seattle 27, 11-21-76

Opponent/Game

62 Atlanta 62 at Saints 7, 9-16-73

Half

42 at Tampa Bay 10-14-79 (2nd)

Opponent/Half

38 Atlanta 9-16-73 (2nd)

Quarter

28 at Seattle 11-21-76 (3rd)
28 vs. Oakland 12-3-79 (2nd)

Opponent/Quarter

28 at Philadelphia 11-19-67 (2nd)
28 at Chicago 10-10-71 (2nd)
28 vs. Rams 10-7-79 (2nd)

FEWEST POINTS

Season

129 1982*
163 1973
165 1975
166 1974

Opponent/Season

160 1982*
202 1992
211 1991

Game

0 10 times (last time at New England 12-4-83)

Opponent/Game

0 11 times (last time vs. Jets 12-26-92)

MOST TOUCHDOWNS

Season

46 1979, 1987, 1989

Opponent/Season

60 1980

Game

7 at St. Louis 11-2-69
6 at Seattle 11-21-76
6 at Chicago 10-2-77
6 at Tampa Bay 10-14-79
6 vs. Denver 11-20-88

Opponent/Game

8 Atlanta, 9-16-73

FEWEST TOUCHDOWNS

Season

16 1973, 1982*
17 1970

Opponent/Season

19 1982*
23 1991

MOST GAMES WITHOUT YIELDING A TOUCHDOWN

5 1991 (2 Shutouts)

MOST TOUCHDOWNS RUSHING

Season

28 1979
20 1983, 1987

Opponent/Season

28 1980

Game

5 at Tampa Bay 10-14-79

Opponent/Game

5 at St. Louis 10-23-77



FEWEST TOUCHDOWNS RUSHING Season

4 1970, 1985
5 1972, 1973

Opponent/Season

6 1987, 1991
7 1988, 1993

MOST TOUCHDOWNS PASSING

Season

26 1980
23 1987, 1989

Opponent/Season

32 1969
31 1980

Game

6 at St. Louis 11-2-69

Opponent/Game

6 at St. Louis 11-2-69

FEWEST TOUCHDOWNS PASSING

Season

8 1975, 1976, 1981, 1982*

Opponent/Season

11 1982*
12 1991

MOST FIELD GOALS

Season

33 1987 (42 attempts)
31 1985 (35 attempts)

Opponent/Season

31 1972 (34 attempts)

Game

5 at Green Bay (Milw.) 11-28-71
(6 attempts)

5 vs. Los Angeles Rams 12-1-85
(5 attempts)

5 vs. San Francisco 10-25-87
(7 attempts)

5 vs. Atlanta 12-3-92 (5 attempts)

Opponent/Game

6 at Jets 12-3-72 (7 attempts)
6 San Francisco 10-16-83
(6 attempts)

MOST DEFENSIVE TOUCHDOWNS Season

6 1992
4 1976, 1984, 1985

Opponent/Season

9 1993
5 1975, 1983

MOST POINTS AFTER TOUCHDOWN

Season

44 1979 (46 attempts)
44 1989 (46 attempts)
43 1987 (46 attempts)

Opponent/Season

56 1980 (60 attempts)

Game

6 at St. Louis 11-2-69 (7 attempts)
6 at Seattle 11-21-76 (6 attempts)
6 at Chicago 10-2-77 (6 attempts)
6 at Tampa Bay 10-14-79 (6 atts.)
6 vs. Denver 11-20-88 (6 attempts)

Opponent/Game

8 Atlanta, 9-16-73 (8 attempts)

FEWEST POINTS AFTER TOUCHDOWN

Season

15 1982* (16 attempts)
16 1970 (17 attempts)
16 1973 (16 attempts)

Opponent/Season

19 1982* (19 attempts)
22 1991 (23 attempts)
22 1992 (24 attempts)

GREATEST MARGIN OF VICTORY

42 Denver 0 at Saints 42, 11-20-88

GREATEST MARGIN OF DEFEAT

55 Atlanta 62 at Saints 7, 9-16-73

MOST CONSECUTIVE GAMES SCORING

161 Current, beginning game 15,
1983

**LONGEST WINNING STREAK**

- 9 1987 (games 7-15)
- 9 1990 (last 2) through 1991 (first 7)

LONGEST LOSING STREAK

- 14 First 14 games of 1980

FIRST DOWNS**MOST FIRST DOWNS****Season**

- 315 1979
- 305 1988
- 304 1987, 1989

Opponent/Season

- 360 1980

Game

- 32 vs. Atlanta 1-2-83
- 30 at St. Louis 10-11-87

Opponent/Game

- 35 Atlanta 9-2-79

FEWEST FIRST DOWNS**Season**

- 173 1982*
- 183 1970

Opponent/Season

- 150 1982*
- 215 1991

Game

- 2 at San Francisco 10-21-73
- 3 vs. St. Louis 10-5-80

Opponent/Game

- 6 vs. Rams, 9-15-91
- 6 vs. Minnesota 9-22-91
- 6 vs. Raiders 12-16-91
- 6 at New England 11-8-92

MOST FIRST DOWNS RUSHING**Season**

- 160 1979
- 135 1983
- 131 1984

Opponent/Season

- 178 1980

Game

- 19 at Seattle 11-21-76

Opponent/Game

- 23 St. Louis 10-4-80

FEWEST FIRST DOWNS RUSHING**Season**

- 67 1967
- 79 1982*
- 80 1968

Opponent/Season

- 58 1982*
- 63 1991

Game

- 0 at Philadelphia 10-26-69
- 0 vs. St. Louis 10-5-80

Opponent/Game

- 0 vs. New England 11-30-86
- 0 at Detroit 9-18-88

MOST FIRST DOWNS PASSING**Season**

- 183 1980
- 178 1988
- 167 1989

Opponent/Season

- 198 1989
- 197 1986

Game

- 18 vs. Tampa Bay 12-5-82
- 17 vs. Rams 12-12-93

Opponent/Game

- 22 at San Francisco 11-13-83

FEWEST FIRST DOWNS PASSING**Season**

- 76 1982*
- 82 1975

Opponent/Season

- 81 1982*
- 103 1977

**Game**

- 0 at San Francisco 10-21-73

Opponent/Game

- 0 at St. Louis 10-11-87

MOST FIRST DOWNS BY PENALTY**Season**

- 31 1969, 1971
- 30 1984

Opponent/Season

- 34 1987

Game

- 7 at Jets 10-26-86
- 7 at Tampa Bay 9-24-89

Opponent/Game

- 6 San Francisco, 10-25-87
- 6 at New England 11-12-89

NET YARDS**MOST YARDS GAINED****Season**

- 5,627 1979 (2,476 rushing, 3,151 passing)
- 5,328 1989 (1,948 rushing, 3,380 passing)
- 5,131 1988 (2,046 rushing, 3,085 passing)

Opponent/Season

- 6,218 1980 (3,106 rushing, 3,112 passing)

Game

- 557 at Atlanta 9-12-93 (227 rushing, 330 passing)
- 526 vs. Miami 12-7-86 (257 rushing, 269 passing)
- 519 at San Francisco 12-7-80 (143 rushing, 376 passing)
- 512 vs. Atlanta 9-2-79 (188 rushing, 324 passing)
- 512 at San Francisco 9-23-79 (174 rushing, 338 passing)
- 508 at St. Louis 11-2-69 (163 rushing, 345 passing)

Opponent/Game

- 552 Atlanta 9-2-79 (257 rushing, 295 passing)

FEWEST YARDS GAINED**Season**

- 2,655 1982* (1,257 rushing, 1,398 passing)
- 3,189 1975 (1,642 rushing, 1,547 passing)

Opponent/Season

- 2,607 1982* (974 rushing, 1,633 passing)
- 3,795 1974 (1,758 rushing, 2,039 passing)
- 3,933 1991 (1,213 rushing, 2,720 passing)

Game

- 60 vs. Minnesota 11-16-75 (67 rushing, -7 passing)
- 80 vs. St. Louis 10-5-80 (15 rushing, 65 passing)
- 82 at San Francisco 10-21-73 (97 rushing, -15 passing)
- 117 vs. Raiders 12-16-91 (71 rushing, 46 passing)
- 120 vs. Rams 9-15-91 (77 rushing, 43 passing)

HIGHEST AVERAGE PER OFFENSIVE PLAY**Season**

- 5.7 1979 (995-5,627)

Opponent/Season

- 5.6 1980 (1,101-6,218)

Game

- 8.3 at Atlanta 9-12-93 (557 yards)
- 8.1 vs. Atlanta 9-2-79 (512 yards)

Opponent/Game

- 8.1 at St. Louis 11-2-69 (473 yards)



LOWEST AVERAGE PER OFFENSIVE PLAY

Season
3.5 1975 (908-3,189)

Opponent/Season
4.3 1992 (949-4,075)

RUSHING MOST YARDS

Season
2,476 1979 (551 carries)
2,461 1983 (595 carries)
2,286 1981 (546 carries)

Opponent/Season
3,106 1980 (630 carries)

Game
307 at Los Angeles 11-8-81
(52 carries)
299 at Kansas City 9-26-76
(44 carries)
276 at Rams 12-16-79 (54 carries)
272 vs. St. Louis 9-4-83 (40 carries)

Opponent/Game
340 Rams 11-25-73 (55 carries)
330 St. Louis 10-5-80 (62 carries)

FEWEST YARDS

Season
1,193 1967 (334 carries)
1,215 1970 (371 carries)
1,230 1972 (336 carries)

Opponent/Season
974 1982* (255 carries)
1,213 1991 (335 carries)

Game
7 vs. San Francisco 10-1-72
(16 carries)
11 vs. Giants 12-20-93 (12 carries)
15 vs. St. Louis 10-5-80 (9 carries)

Opponent/Game
2 New England 11-30-86
(18 carries)
14 Giants 11-27-88 (17 carries)

MOST ATTEMPTS

Season
595 1983 (2,461 yards)
569 1987 (2,190 yards)
546 1981 (2,286 yards)

Opponent/Season
630 1980 (3,106 yards)
623 1977 (2,729 yards)

Game
55 at Atlanta 10-20-74 (232 yards)
55 at San Francisco 10-15-78
(175 yards)

Opponent/Game
62 St. Louis 10-5-80 (330 yards)

FEWEST ATTEMPTS

Season
331 1982* (1,257 yards)
334 1967 (1,193 yards)
336 1972 (1,230 yards)

Opponent/Season
255 1982* (974 yards)
334 1991 (1,213 yards)

Game
9 vs. St. Louis 10-5-80 (15 yards)

Opponent/Game
10 Dallas 9-10-89 (20 yards)

HIGHEST AVERAGE PER RUSH

Season
4.5 1979 (551-2,476)

Opponent/Season
4.9 1980 (630-3,106)

Game
7.3 at Atlanta 9-12-93 (31-227)
7.1 vs. Miami 12-7-86 (36-257)

Opponent/Game
7.5 at Rams 12-5-71 (39-293)

LOWEST AVERAGE PER RUSH

Season
3.3 1970 (371-1,215)



Opponent/Season

3.2 1986 (486-1,559)

Game
0.4 vs. San Francisco 10-1-72 (16-7)

Opponent/Game
0.1 New England 11-30-86 (18-2)

PASSING MOST NET YARDS

Season
3,648 1980
3,380 1989

Opponent/Season
3,860 1989

Game
376 at San Francisco 12-7-80
349 at Phoenix 10-18-92
345 at St. Louis 11-2-69

Opponent/Game
415 Rams 11-26-89

FEWEST NET YARDS

Season
1,398 1982*
1,547 1975
1,573 1977

Opponent/Season
1,633 1982*
1,900 1977

Game
-15 at San Francisco 10-21-73
-7 vs. Minnesota 11-16-75
0 at San Francisco 10-17-76

Opponent/Game
4 at St. Louis 10-11-87
16 at New England 12-4-83

MOST ATTEMPTS

Season
566 1980 (334 completed)
508 1985 (260 completed)
506 1991 (292 completed)

Opponent/Season

577 1989 (320 completed)
575 1986 (330 completed)

Game
53 at Green Bay 9-10-78
(33 completed)
52 vs. New England 12-10-72
(24 completed)
52 vs. San Francisco 11-23-75
(25 completed)

Opponent/Game
59 at New England 11-12-89
(27 completed)

FEWEST ATTEMPTS

Season
248 1982* (137 completed)
321 1977 (166 completed)

Opponent/Season
245 1982* (149 completed)
333 1971 (175 completed)

Game
4 at San Francisco 10-15-78
(2 completed)

Opponent/Game
10 at New England 12-4-83
(3 completed)
10 at St. Louis 10-11-87
(3 completed)

MOST COMPLETIONS

Season
334 1980 (566 attempts)
294 1978 (479 attempts)
292 1991 (506 attempts)

Opponent/Season
330 1986 (575 attempts)

Game
33 vs. Green Bay 9-10-78
(53 attempts)

Opponent/Game
31 at Rams 12-9-90 (50 attempts)
30 vs. Seattle 9-1-91 (41 attempts)



FEWEST COMPLETIONS

Season

- 137 1982* (248 attempts)
- 163 1973 (338 attempts)
- 166 1977 (321 attempts)

Opponent/Season

- 149 1982* (245 attempts)
- 153 1968 (366 attempts)
- 154 1977 (290 attempts)

Game

- 2 at San Francisco 10-15-78 (4 attempts)

Opponent/Game

- 3 at New England 12-4-83 (10 attempts)
- 3 at St. Louis 10-11-87 (10 attempts)

BEST COMPLETION PERCENTAGE

Season

- 61.6 1989 (284-461)
- 61.4 1978 (294-479)

Opponent/Season

- 60.9 1981 (287-471)
- 60.8 1982 (149-245)

Game

- 87.0 vs. Denver 11-20-88 (20-23)
- 84.2 vs. Dallas 9-10-89 (16-19)

Opponent/Game

- 90.5 Green Bay 12-13-81 (19-21)

LOWEST COMPLETION PERCENTAGE

Season

- 46.2 1975 (181-392)
- 47.0 1971 (182-387)

Opponent/Season

- 41.8 1968 (153-366)

Game

- 23.5 vs. Rams 9-13-81 (4-17)
- 26.9 at Chicago 10-7-84 (7-26)
- 27.0 at Minnesota 12-4-88 (10-37)
- 27.3 at Dallas 12-19-82 (6-22)

Opponent/Game

- 22.7 Chicago 10-27-91 (5-22)

MOST PASSES HAD INTERCEPTED

Season

- 29 1968
- 28 1984

Opponent/Season

- 31 1987
- 29 1991

Game

- 6 vs. Atlanta 9-16-73
- 5 vs. Rams 10-7-79

Opponent/Game

- 7 Green Bay 9-14-86

FEWEST PASSES HAD INTERCEPTED

Season

- 12 1987
- 14 1971, 1976, 1982*

Opponent/Season

- 8 1990
- 9 1982*
- 10 1977, 1993

INTERCEPTIONS MOST INTERCEPTIONS

Season

- 31 1987
- 29 1991

Opponent/Season

- 29 1968

Game

- 7 vs. Green Bay 9-14-86
- 5 at Atlanta 11-1-87
- 5 vs. Giants 11-22-87
- 5 at Philadelphia 10-13-91
- 5 at Phoenix 12-22-91

Opponent/Game

- 6 Atlanta 9-16-73

FEWEST INTERCEPTIONS

Season

- 8 1990
- 9 1982*
- 10 1977, 1993

Opponent/Season

- 12 1987

MOST RETURN YARDAGE

Season

- 482 1991 (29 returns)
- 412 1983 (23 returns)

Opponent/Season

- 479 1981 (27 returns)

Game

- 176 vs. Minnesota 9-3-78 (4 returns)
- 126 vs. Minnesota 10-13-68 (2 returns)

Opponent/Game

- 136 at Minnesota 12-4-88 (2 returns)

FEWEST RETURN YARDAGE

Season

- 73 1969 (12 returns)
- 83 1977 (10 returns)

Opponent/Season

- 79 1982* (14 returns)
- 140 1976 (14 returns)

MOST RETURNS FOR TOUCHDOWNS

Season

- 3 1976, 1983, 1984, 1992

Opponent/Season

- 6 1993
- 5 1983
- 4 1977

Game

- 1 29 times

Opponent/Game

- 3 Tampa Bay 12-11-77
- 2 at Green Bay 12-2-73
- 2 Rams 12-18-83
- 2 at Minnesota 12-4-88
- 2 at Philadelphia 12-26-93



FUMBLES MOST FUMBLES

Season

- 40 1981 (20 lost)
- 36 1983 (22 lost)

Opponent/Season

- 43 1975 (22 lost)

Game

- 7 at Rams 11-8-81 (2 lost)
- 7 vs. New England 11-30-86 (5 lost)

Opponent/Game

- 7 Cleveland 12-12-71 (5 lost)
- 7 at Rams 12-16-79 (4 lost)
- 7 at Jets 10-26-86 (2 lost)

FEWEST FUMBLES

Season

- 17 1982* (10 lost)
- 19 1968 (11 lost)
- 20 1977 (11 lost)

Opponent/Season

- 20 1969 (10 lost)

MOST FUMBLES LOST

Season

- 22 1983 (36 fumbles)
- 20 1981 (40 fumbles)

Opponent/Season

- 27 1976 (37 fumbles)

Game

- 5 vs. New England 11-30-86 (7 fumbles)

Opponent/Game

- 5 Dallas 11-3-68
- 5 Cleveland 12-12-71
- 5 at Atlanta 11-25-79

FEWEST FUMBLES LOST

Season

- 10 1982* (17 fumbles)
- 11 1968, 1971, 1974, 1977

Opponent/Season

- 10 1967, 1969, 1984



MOST FUMBLES RETURNED FOR TOUCHDOWNS

Season

- 3 1992
- 2 7 different times, last in 1993

Opponent/Season

- 4 1975

Game

- 2 at San Francisco 10-19-75

Opponent/Game

- 2 at St. Louis 10-11-87

TURNOVERS MOST TURNOVERS

Season

- 47 1981, 1983
- 41 1984

Opponent/Season

- 49 1987
- 48 1991

Game

- 8 vs. Atlanta 9-16-73
- 8 vs. Detroit 10-28-90

Opponent/Game

- 7 Dallas 11-3-68
- 7 Cleveland 12-12-71
- 7 Green Bay 9-14-86
- 7 Giants 11-22-87
- 7 at Phoenix 12-22-91

FEWEST TURNOVERS

Season

- 24 1982*
- 25 1971

Opponent/Season

- 22 1969, 1982*
- 23 1984

QUARTERBACK SACKS MOST SACKS

Season

- 57 1992 (376 yards)
- 56 1983 (437 yards)
- 55 1984 (420 yards)

Opponent/Season

- 58 1985 (461 yards)

Game

- 9 vs. Rams 12-1-85 (69 yards)
- 8 vs. Chicago 9-18-83 (73 yards)

Opponent/Game

- 9 Rams-10-24-76 (78 yards)
- 9 at San Francisco 11-13-83 (77 yards)
- 9 at Rams 11-3-85 (63 yards)
- 9 at Cleveland 12-5-93 (71 yards)

FEWEST SACKS

Season

- 17 1970 (136 yards)
- 23 1967 (199 yards)

Opponent/Season

- 15 1992 (119 yards)
- 17 1979 (140 yards)
- 19 1991 (160 yards)

MOST YARDS ON SACKS

Season

- 437 1983 (56 sacks)
- 420 1984 (55 sacks)

Opponent/Season

- 461 1985 (58 sacks)

Game

- 73 vs. Chicago 9-18-83 (8 sacks)

Opponent/Game

- 81 vs. San Diego 10-9-77 (8 sacks)

PUNTING MOST PUNTS

Season

- 101 1976 (39.3 avg.)
- 92 1975 (41.0 avg.)
- 91 1974 (41.8 avg.)

Opponent/Season

- 89 1992 (41.1 avg.)
- 88 1991 (42.3 avg.)
- 87 1976 (39.9 avg.)

Game

- 12 vs. Minnesota 11-16-75
- 11 at San Francisco 10-21-73
- 11 vs. Washington 12-26-82

Opponent/Game

- 11 at New England 11-8-92
- 10 at Atlanta 10-20-74
- 10 Houston 10-3-76
- 10 at Raiders 10-13-85

FEWEST PUNTS

Season

- 46 1982* (43.0 avg.)
- 49 1969 (41.4 avg.)

Opponent/Season

- 50 1971 (41.2 avg.)

Game

- 0 vs. Atlanta 1-2-83
- 1 8 different times

Opponent/Game

- 0 at Giants 10-8-67
- 0 at San Francisco 11-14-71
- 0 Cleveland 9-13-87
- 1 14 different times

BEST AVERAGE

Season

- 44.0 1992 (67 punts)
- 43.6 1993 (77 punts)
- 43.1 1984 (70 punts)
- 43.0 1991 (87 punts)

Opponent/Season

- 44.5 1973 (63 punts)

LOWEST AVERAGE

Season

- 37.6 1968 (75 punts)
- 39.0 1989 (71 punts)

Opponent/Season

- 37.5 1987 (73 punts)



PUNT RETURNS MOST RETURNS

Season

- 53 1989 (428 yards)
- 47 1986 (377 yards)

Opponent/Season

- 65 1976 (739 yards)

Game

- 7 vs. New England 11-30-86 (66 yards)
- 7 at Detroit 12-3-89 (48 yards)

Opponent/Game

- 10 Washington 12-26-82 (106 yards)

FEWEST RETURNS

Season

- 16 1971 (100 yards)
- 16 1972 (43 yards)

Opponent/Season

- 27 1969 (176 yards)

MOST YARDS RETURNED

Season

- 517 1993 (38 returns)
- 468 1987 (41 returns)
- 428 1989 (53 returns)

Opponent/Season

- 906 1974 (59 returns)

Game

- 161 vs. Houston 10-3-76 (6 returns)

Opponent/Game

- 143 St. Louis 9-29-68 (3 returns)

BEST AVERAGE

Season

- 13.6 1993 (38 returns)
- 11.8 1988 (35 returns)
- 11.4 1987 (41 returns)

Opponent/Season

- 15.4 1974 (59 returns)

LOWEST AVERAGE

Season

- 2.7 1972 (16 returns)
- 3.4 1967 (23 returns)

**Opponent/Season**

5.8 1971 (43 returns)

**KICKOFF RETURNS
MOST RETURNS****Season**

88 1980 (22.5 avg.)
72 1967 (24.2 avg.)
72 1984 (20.3 avg.)

Opponent/Season

76 1979 (20.0 avg.)

Game

9 at Philadelphia 11-19-67
(231 yards)
9 vs. San Francisco 10-1-72
(201 yards)

Opponent/Game

8 Washington 9-22-68 (140 yards)
8 Atlanta 9-2-79 (127 yards)

FEWEST RETURNS**Season**

26 1982* (22.2 avg.)
42 1992 (19.4 avg.)
47 1973 (20.1 avg.)

Opponent/Season

20 1982* (19.4 avg.)
33 1973 (21.9 avg.)

MOST YARDS RETURNED**Season**

1,983 1980 (22.5 avg.)
1,739 1967 (24.2 avg.)

Opponent/Season

1,523 1979 (20.0 avg.)

Game

233 at San Francisco 9-21-86
(5 returns)
231 at Philadelphia 11-19-67
(9 returns)

Opponent/Game190 at San Francisco 10-22-67
(4 returns)**BEST AVERAGE****Season**

24.2 1967 (72 returns)
24.2 1986 (55 returns)

Opponent/Season

25.5 1975 (42 returns)

LOWEST AVERAGE**Season**

17.6 1991 (50 returns)

Opponent/Season

16.2 1990 (36 returns)

PENALTIES**MOST PENALTIES****Season**

112 1978 (1,044 yards)
109 1981 (899 yards)
109 1986 (855 yards)
108 1987 (994 yards)
108 1990 (829 yards)

Opponent/Season

119 1984 (1,025 yards)

Game

14 vs. Minnesota 9-3-78 (132 yards)
14 vs. St. Louis 9-4-83 (101 yards)
14 vs. Philadelphia 10-6-85
(107 yards)

Opponent/Game

14 at Rams 12-5-71 (119 yards)
14 Atlanta 9-2-84 (143 yards)

FEWEST PENALTIES**Season**

58 1973 (516 yards)
60 1992 (567 yards)

Opponent/Season

50 1982* (454 yards)
53 1972 (711 yards)

Game

0 vs. Seattle 11-10-85

Opponent/Game

0 at Washington 9-21-75
0 at San Francisco 12-11-88
0 at San Francisco 12-23-90

**MOST PENALTY YARDS****Season**

1,044 1978 (112 penalties)
1,029 1970 (91 penalties)
994 1987 (108 penalties)

Opponent/Season

1,079 1981 (117 penalties)

Game

142 at Giants 10-6-68 (12 penalties)

Opponent/Game

143 Atlanta 9-2-84 (14 penalties)

FEWEST PENALTY YARDS**Season**

514 1982* (64 penalties)
516 1973 (58 penalties)

Opponent/Season

454 1982* (50 penalties)
590 1993 (86 penalties)
628 1988 (77 penalties)

SAFETIES**MOST SAFETIES****Season**

3 1989
2 1987, 1988

Opponent/Season

3 1983
2 1969, 1973, 1976

Game

2 vs. Cleveland 9-13-87
1 13 different times

Opponent/Game

1 19 different times

CHRONOLOGY OF UNIFORM CHANGES

The following is a catalogue of uniform changes since the Saints' inception in 1966:

1967 — Gold pants with black and white striping; black jerseys with gold numerals and white trim with white and gold piping on sleeves; white jerseys with gold numerals and black trim with black and gold piping on sleeves. Gold helmet with black Fleur-de-Lis on either side, and black and white striping down the middle.

1969 — For preseason games exclusively — Black helmets with gold Fleur-de-Lis on either side and gold and white striping down the middle. Helmets have been gold ever since.

1971 — The color of the numerals changed. Black with gold trim on white jerseys and white with gold trim on black jerseys.

1975 — Pants were changed from gold to white with black and gold striping.

1976 — Black pants were introduced to be worn with white jerseys. Gold and white striping down the sides. Same white pants worn with the black jerseys. The facemask changed from grey to black.

1983 — Numbers changed to "San Diego-style" numerals. Thin border around the number with no direct contact between the number and the border. The second change was from socks with black and gold piping to solid black.

1986 — Gold pants with wide solid black stripes were initiated. The state Fleur-de-Lis patch appears on either side of the pants. The jersey was redesigned with TV numbers on the shoulders, and the state Fleur-de-Lis on either sleeve. The stripes on the sleeves were eliminated. The socks feature a wide gold stripe on a black background.

1991 — 25th anniversary patches were worn on the left shoulder.



TWO-TEAM RECORDS

SCORING MOST POINTS

93 New Orleans 51 at St. Louis 42,
11-2-69

FEWEST POINTS

6 Rams 0 at New Orleans 6, 11-9-86

MOST TOUCHDOWNS

13 New Orleans 7 at St. Louis 6, 11-2-69

FEWEST TOUCHDOWNS

0 Rams at New Orleans, 11-9-86

FIRST DOWNS

MOST FIRST DOWNS

58 Atlanta 35 at New Orleans 23, 9-2-79

FEWEST FIRST DOWNS

20 Minnesota 8 at New Orleans 12,
9-12-70

NET YARDS

MOST YARDS GAINED

1,064 Atlanta 552 at New Orleans 512,
9-2-79

FEWEST YARDS GAINED

366 New Orleans 162 at Philadelphia
204, 10-13-91

RUSHING

MOST RUSHES

86 New Orleans 39 at Atlanta 47,
12-16-73

MOST YARDS

490 Rams 340 at New Orleans 150,
11-25-73

FEWEST YARDS

89 Seattle 46 at New Orleans 43, 9-1-91

MOST TOUCHDOWNS RUSHING

7 New Orleans 4, at Seattle 3, 11-21-76

PASSING

MOST YARDS

719 New Orleans 374 at St. Louis 345,
11-2-69

FEWEST YARDS

77 San Francisco 44 at New Orleans 33,
11-13-77

80 New Orleans 19 at San Francisco 61,
11-27-77

MOST PASSES ATTEMPTED

83 Kansas City 35 at New Orleans 48,
9-8-85

83 New Orleans 42 at San Francisco 41,
12-1-91

MOST PASSES COMPLETED

52 San Francisco 21 at New Orleans 31,
10-8-89

52 New Orleans 25 at San Francisco 27,
12-1-91

MOST TOUCHDOWNS PASSING

12 New Orleans 6 at St. Louis 6, 11-2-69

MOST PASSES HAD INTERCEPTED

9 Green Bay 7 at New Orleans, 2,
9-14-86

PUNTS

MOST PUNTS

20 New Orleans 10 at Atlanta 10,
10-20-74

FEWEST PUNTS

2 New Orleans 1 at Washington 1,
11-18-90

PENALTIES

MOST PENALTIES

23 Atlanta 14 at New Orleans 9, 9-2-84

FEWEST PENALTIES

2 New Orleans 2 at San Francisco 0,
12-11-88

2 Atlanta 1 at New Orleans 1,
12-3-92

MOST YARDS PENALIZED

218 Atlanta 143 at New Orleans 75,
9-2-84

FEWEST YARDS PENALIZED

11 New Orleans 11 at San Francisco 0,
12-11-88

FUMBLES

MOST FUMBLES

10 Cleveland 7 at New Orleans 3, 12-12-71

MOST FUMBLES LOST

8 Cleveland 5 at New Orleans 3, 12-12-71

TURNOVERS

MOST TURNOVERS

11 Dallas 7 at New Orleans 4, 11-3-68

11 Chicago 5 at New Orleans 6, 9-18-83

QUARTERBACK SACKS

MOST SACKS

14 Chicago 6 at New Orleans 8, 9-18-83



NFL 1993 STANDINGS

NFC

EASTERN DIVISION

	W	L	T	Pct.	Pts.	OP
Dallas	12	4	0	.750	376	229
N.Y. Giants	11	5	0	.688	288	205
Philadelphia	8	8	0	.500	293	315
Phoenix	7	9	0	.438	326	269
Washington	4	12	0	.250	230	345

CENTRAL DIVISION

	W	L	T	Pct.	Pts.	OP
Detroit	10	6	0	.625	298	292
Minnesota	9	7	0	.563	277	290
Green Bay	9	7	0	.563	340	282
Chicago	7	9	0	.438	236	230
Tampa Bay	5	11	0	.313	237	376

WESTERN DIVISION

	W	L	T	Pct.	Pts.	OP
San Francisco	10	6	0	.625	473	295
New Orleans	8	8	0	.500	317	343
Atlanta	6	10	0	.375	316	385
L.A. Rams	5	11	0	.313	221	367

AFC

EASTERN DIVISION

	W	L	T	Pct.	Pts.	OP
Buffalo	12	4	0	.750	329	242
Miami	9	7	0	.563	349	351
N.Y. Jets	8	8	0	.500	270	247
New England	5	11	0	.313	238	286
Indianapolis	4	12	0	.250	189	378

CENTRAL DIVISION

	W	L	T	Pct.	Pts.	OP
Houston	12	4	0	.750	368	238
Pittsburgh	10	6	0	.563	308	281
Cleveland	7	9	0	.438	304	307
Cincinnati	3	13	0	.188	187	319

WESTERN DIVISION

	W	L	T	Pct.	Pts.	OP
Kansas City	11	5	0	.688	328	291
L.A. Raiders	10	6	0	.625	306	326
Denver	9	7	0	.563	373	284
San Diego	8	8	0	.500	322	290
Seattle	6	10	0	.375	280	314

1993 POSTSEASON GAMES

(Home Team in CAPS)

FIRST-ROUND GAMES

Green Bay 28, DETROIT 24 (68,479)

N.Y. GIANTS 17, Minnesota 10 (75,089)

KANSAS CITY 27, Pittsburgh 24 (OT) (74,515)

L.A. RAIDERS 42, Denver 24 (65,314)

DIVISIONAL PLAYOFFS

SAN FRANCISCO 44, N.Y. Giants 3 (67,143)

DALLAS 27, Green Bay 17 (64,790)

BUFFALO 29, L.A. Raiders 23 (61,923)

Kansas City 28, HOUSTON 20 (64,011)

CONFERENCE CHAMPIONSHIPS

DALLAS 38, San Francisco 21 (64,902)

BUFFALO 30, Kansas City 13 (76,642)

SUPER BOWL XXVIII at Georgia Dome, Atlanta, Georgia

Dallas 30, BUFFALO 13 (72,817)

AFC-NFC PRO BOWL at Honolulu, Hawaii

NFC 17, AFC 3 (50,026)



NFL PLAYOFF TIEBREAKERS

DIVISION TIEBREAKER

Two Clubs

1. Head-to-Head (best won-lost-tied percentage in games between the clubs).
2. Best won-lost-tied percentage in games played within the division.
3. Best won-lost-tied percentage in games played within the conference.
4. Best won-lost-tied percentage in common games, if applicable.
5. Best net points in division games.
6. Best net points in all games.
7. Strength of schedule.
8. Best net touchdowns in all games.
9. Coin toss.

Three or More Clubs

(Note: If two clubs remain tied after a third club is eliminated during any step, the tiebreaker reverts back to step 1 of the

two-club format.)

(Note: If one team wins a multiple-team tiebreaker to advance to playoff round, the remaining teams revert to step 1 of applicable two-club format.)

1. Head-to-Head (best won-lost-tied percentage in games between the clubs).
2. Best won-lost-tied percentage in games played within the division.
3. Best won-lost-tied percentage in games played within the conference.
4. Best won-lost-tied percentage in common games.
5. Best net points in division games.
6. Best net points in all games.
7. Strength of schedule.
8. Best net touchdowns in all games.
9. Coin toss.

WILDCARD TIES

If it is necessary to break ties to determine the three Wild Card clubs from each conference, the following steps will be taken.

1. If all tied clubs are from the same division, apply division tiebreaker.
2. If the tied clubs are from different divisions, apply the following steps.

Two Clubs

1. Head-to-Head, if applicable.
2. Best won-lost-tied percentage played within the conference.
3. Best won-lost-tied percentage in common games, minimum of four.
4. Best average net points in conference games.
5. Best net points in all games.
6. Strength of schedule.
7. Best net touchdowns in all games.
8. Coin toss.

Three or More Clubs

(Note: If two clubs remain tied after third or other clubs are eliminated, tiebreaker reverts to step 1 of applicable two-club format.

When the first Wild Card team has been identified, the procedure is repeated to name the second Wild Card, i.e. eliminate all but the highest-ranked club in each division prior to proceeding to step 2, and repeated a third time, if necessary, to identify the third Wild Card. In situations where three or more teams from the same division are involved in the procedure, the original seeding of the teams remains the

same for subsequent applications of the tiebreaker if the top-ranked team in that division qualifies for a Wild Card berth.

1. Apply the division tiebreaker to eliminate all but the highest ranked club in each division prior to proceeding to step 2. The original seeding within a division upon application of the division tiebreaker remains the same for all subsequent applications of the procedure that are necessary to identify the three Wild Card participants.
2. Head-to-Head sweep (applicable only if one club has defeated each of the others or one club has lost to each of the others).
3. Best won-lost-tied percentage in games played within the conference.
4. Best won-lost-tied percentage in common games, minimum of four.
5. Best average net points in conference games.
6. Best net points in all games.
7. Strength of schedule.
8. Best net touchdowns in all games.
9. Coin toss.



1994 NFL PRESEASON SCHEDULE

(All Times Local Except Where Noted)

SATURDAY, JULY 30

Hall of Fame Game at Canton, Ohio	
Atlanta vs. San Diego (ABC)	12:00
Miami at New York Giants	8:00

SUNDAY, JULY 31

American Bowl '94 at Barcelona, Spain	
Denver vs. Los Angeles Raiders (NBC)	1:00*
Houston at Kansas City	8:00
Minnesota at Dallas	8:00

FIRST WEEK

FRIDAY, AUGUST 5

New Orleans at New England	8:00
New York Jets at Detroit	7:30
Philadelphia at Chicago	7:00
San Francisco at Arizona	6:30
Seattle at Indianapolis	7:30

SATURDAY, AUGUST 6

American Bowl '94 at Tokyo, Japan	
Kansas City vs. Minnesota (ESPN)	10:00*
Atlanta at Denver	7:00
Cincinnati at Tampa Bay	7:30
Cleveland at New York Giants	8:00
Houston vs. San Diego at San Antonio, Texas	7:00
L.A. Rams vs. Green Bay at Madison, Wis.	12:00
Pittsburgh at Miami	8:00

SUNDAY, AUGUST 7

Los Angeles Raiders at Dallas	8:00
-------------------------------	------

MONDAY, AUGUST 8

Washington at Buffalo (ABC)	8:00
-----------------------------	------

SECOND WEEK

FRIDAY, AUGUST 12

Denver at San Francisco (FOX)	5:00
Buffalo at Atlanta	7:00
Kansas City at Washington	8:00

SATURDAY, AUGUST 13

American Bowl '94 at Berlin, Germany	
New York Giants vs. San Diego (NBC)	1:30*
Chicago at Arizona	6:00
Detroit at Cleveland	7:30
Indianapolis at Cincinnati	7:30
Los Angeles Raiders at Pittsburgh	6:00
Miami vs. Green Bay at Milwaukee	7:00
New England at Los Angeles Rams	7:00
New Orleans at Minnesota	7:00
New York Jets at Philadelphia	7:30
Tampa Bay at Seattle	6:00

MONDAY, AUGUST 15

American Bowl '94 at Mexico City	
Dallas vs. Houston (ABC)	9:00*

THIRD WEEK

THURSDAY, AUGUST 18

San Francisco at San Diego (TNT)	5:00
Washington at New England	7:00

FRIDAY, AUGUST 19

Arizona at Detroit	7:30
Atlanta at Cleveland	7:30
Green Bay at New Orleans (FOX)	7:00

SATURDAY, AUGUST 20

Buffalo vs. Houston (ESPN)	
at San Antonio, Texas	7:00
Cincinnati at Philadelphia	7:30
Indianapolis at Pittsburgh	6:00
L.A. Raiders at L.A. Rams	6:00
Minnesota at Seattle	7:00
N.Y. Giants at N.Y. Jets	8:00
Tampa Bay at Miami	8:00

SUNDAY, AUGUST 21

Denver at Dallas (TNT)	7:00
------------------------	------

MONDAY, AUGUST 22

Chicago at Kansas City (ABC)	7:00
------------------------------	------

FOURTH WEEK

THURSDAY, AUGUST 25

Arizona at Denver	7:00
Cleveland at Indianapolis	7:30
Dallas at New Orleans (ESPN)	7:00
Los Angeles Rams at San Diego	7:00

FRIDAY, AUGUST 26

Detroit at Cincinnati	7:30
Kansas City at Buffalo (TNT)	8:00
Miami at Minnesota	7:00
New England at Green Bay	7:00
New York Jets at Tampa Bay	7:30
Philadelphia at Atlanta	7:00
Pittsburgh at Washington	8:00
Seattle at San Francisco	6:00

SATURDAY, AUGUST 27

Los Angeles Raiders at Houston (NBC)	1:00
New York Giants at Chicago (FOX)	7:00

*Eastern Time



1994 NFL Schedule

(All Times Local)

SUNDAY, SEPTEMBER 4 (First Weekend)*

Arizona at Los Angeles Rams	1:00
Atlanta at Detroit	1:00
Cleveland at Cincinnati	1:00
Dallas at Pittsburgh	4:00
Houston at Indianapolis	12:00
Kansas City at New Orleans	12:00
Minnesota at Green Bay	12:00
New England at Miami	4:00
New York Jets at Buffalo	4:00
Philadelphia at New York Giants	1:00
Seattle at Washington	1:00
Tampa Bay at Chicago	12:00
San Diego at Denver	6:00

MONDAY, SEPTEMBER 5

Los Angeles Raiders at San Francisco	6:00
--------------------------------------	------

SUNDAY, SEPTEMBER 11 (Second Weekend)**

Buffalo at New England	1:00
Cincinnati at San Diego	1:00
Denver at New York Jets	4:00
Detroit at Minnesota	12:00
Houston at Dallas	3:00
Indianapolis at Tampa Bay	1:00
Los Angeles Rams at Atlanta	1:00
Miami vs. Green Bay at Milwaukee	12:00
Pittsburgh at Cleveland	1:00
San Francisco at Kansas City	12:00
Seattle at Los Angeles Raiders	1:00
Washington at New Orleans	3:00
New York Giants at Arizona	5:00

MONDAY, SEPTEMBER 12

Chicago at Philadelphia	9:00
-------------------------	------

SUNDAY, SEPTEMBER 18 (Third Weekend)*

Arizona at Cleveland	1:00
Buffalo at Houston	12:00
Green Bay at Philadelphia	1:00
Indianapolis at Pittsburgh	1:00
Los Angeles Raiders at Denver	2:00
Minnesota at Chicago	12:00
New England at Cincinnati	1:00
New Orleans at Tampa Bay	1:00
New York Jets at Miami	1:00
San Diego at Seattle	1:00
San Francisco at Los Angeles Rams	1:00
Washington at New York Giants	4:00
Kansas City at Atlanta	8:00

MONDAY, SEPTEMBER 19

Detroit at Dallas	8:00
-------------------	------

SUNDAY, SEPTEMBER 25 (Fourth Weekend)**

OPEN DATE: NFC East except Washington	
Atlanta at Washington	1:00
Cincinnati at Houston	3:00
Cleveland at Indianapolis	12:00
Los Angeles Rams at Kansas City	12:00
Miami at Minnesota	12:00
New England at Detroit	4:00
New Orleans at San Francisco	1:00
Pittsburgh at Seattle	1:00
San Diego at Los Angeles Raiders	1:00
Tampa Bay at Green Bay	12:00
Chicago at New York Jets	8:00

MONDAY, SEPTEMBER 26

Denver at Buffalo	9:00
-------------------	------

SUNDAY, OCTOBER 2 (Fifth Weekend)*

OPEN DATE: AFC West except Seattle	
Atlanta at Los Angeles Rams	1:00
Buffalo at Chicago	3:00
Dallas at Washington	1:00
Detroit at Tampa Bay	1:00
Green Bay at New England	1:00
Minnesota at Arizona	1:00
New York Giants at New Orleans	3:00
New York Jets at Cleveland	1:00
Philadelphia at San Francisco	1:00
Seattle at Indianapolis	12:00
Miami at Cincinnati	8:00

MONDAY, OCTOBER 3

Houston at Pittsburgh	9:00
-----------------------	------

SUNDAY, OCTOBER 9 (Sixth Weekend)**

OPEN DATE: AFC Central	
Arizona at Dallas	3:00
Denver at Seattle	1:00
Indianapolis at New York Jets	1:00
Kansas City at San Diego	1:00
Los Angeles Raiders at New England	4:00
Los Angeles Rams at Green Bay	12:00
Miami at Buffalo	1:00
New Orleans at Chicago	12:00
San Francisco at Detroit	1:00
Tampa Bay at Atlanta	1:00
Washington at Philadelphia	8:00

MONDAY, OCTOBER 10

Minnesota at New York Giants	9:00
------------------------------	------

THURSDAY, OCTOBER 13 (Seventh Weekend)*

OPEN DATE: NFC Central and Seattle	
Cleveland at Houston	7:00

SUNDAY, OCTOBER 16

Arizona at Washington	1:00
Cincinnati at Pittsburgh	1:00
Indianapolis at Buffalo	1:00
Los Angeles Raiders at Miami	1:00
New England at New York Jets	1:00
New York Giants at Los Angeles Rams	1:00
Philadelphia at Dallas	3:00
San Diego at New Orleans	3:00
San Francisco at Atlanta	1:00

MONDAY, OCTOBER 17

Kansas City at Denver	7:00
-----------------------	------

THURSDAY, OCTOBER 20 (Eighth Weekend)*

OPEN DATE: AFC East except Indianapolis	
Green Bay at Minnesota	7:00

SUNDAY, OCTOBER 23

Atlanta at Los Angeles Raiders	1:00
Chicago at Detroit	1:00
Cincinnati at Cleveland	1:00
Dallas at Arizona	1:00
Denver at San Diego	1:00
L.A. Rams at New Orleans	12:00
Pittsburgh at New York Giants	1:00
Seattle at Kansas City	12:00
Tampa Bay at San Francisco	1:00
Washington at Indianapolis	12:00

MONDAY, OCTOBER 24

Houston at Philadelphia	9:00
-------------------------	------

SUNDAY, OCTOBER 30 (Ninth Weekend)**

OPEN DATE: NFC West	
Cleveland at Denver	2:00
Dallas at Cincinnati	1:00
Detroit at New York Giants	1:00
Houston at Los Angeles Raiders	1:00
Kansas City at Buffalo	1:00
Miami at New England	1:00
Minnesota at Tampa Bay	4:00
New York Jets at Indianapolis	4:00
Philadelphia at Washington	1:00
Seattle at San Diego	1:00
Pittsburgh at Arizona	6:00



MONDAY, OCTOBER 31

Green Bay at Chicago	8:00
----------------------	------

SUNDAY, NOVEMBER 6 (Tenth Weekend)**

Arizona at Philadelphia	4:00
Buffalo at New York Jets	4:00
Chicago at Tampa Bay	1:00
Cincinnati at Seattle	1:00
Denver at Los Angeles Rams	1:00
Detroit vs. Green Bay at Milwaukee	12:00
Indianapolis at Miami	1:00
New England at Cleveland	1:00
New Orleans at Minnesota	12:00
Pittsburgh at Houston	12:00
San Diego at Atlanta	1:00
San Francisco at Washington	1:00
Los Angeles Raiders at Kansas City	7:00

MONDAY, NOVEMBER 7

New York Giants at Dallas	8:00
---------------------------	------

SUNDAY, NOVEMBER 13 (Eleventh Weekend)*

OPEN DATE: Indianapolis, Washington	
Arizona at New York Giants	1:00
Atlanta at New Orleans	12:00
Chicago at Miami	1:00
Cleveland at Philadelphia	1:00
Dallas at San Francisco	1:00
Houston at Cincinnati	1:00
L.A. Raiders at L.A. Rams	1:00
Minnesota at New England	1:00
New York Jets at Green Bay	3:00
San Diego at Kansas City	12:00
Seattle at Denver	2:00
Tampa Bay at Detroit	8:00

MONDAY, NOVEMBER 14

Buffalo at Pittsburgh	9:00
-----------------------	------

SUNDAY, NOVEMBER 20 (Twelfth Weekend)*

Atlanta at Denver	2:00
Cleveland at Kansas City	12:00
Detroit at Chicago	12:00
Green Bay at Buffalo	1:00
Indianapolis at Cincinnati	1:00
Miami at Pittsburgh	1:00
New Orleans at L.A. Raiders	1:00
New York Jets at Minnesota	3:00
Philadelphia at Arizona	2:00
San Diego at New England	1:00
Tampa Bay at Seattle	1:00
Washington at Dallas	12:00
Los Angeles Rams at San Francisco	5:00

**MONDAY, NOVEMBER 21**

New York Giants at Houston8:00

**THURSDAY, NOVEMBER 24
(Thirteenth Weekend)****Buffalo at Detroit12:30
Green Bay at Dallas.....3:00**SUNDAY, NOVEMBER 27**Chicago at Arizona.....2:00
Cincinnati at Denver2:00
Houston at Cleveland1:00
Kansas City at Seattle1:00
Los Angeles Rams at San Diego.....1:00
Miami at New York Jets1:00
New York Giants at Washington.....4:00
Philadelphia at Atlanta1:00
Pittsburgh at Los Angeles Raiders1:00
Tampa Bay at Minnesota12:00
New England at Indianapolis8:00**MONDAY, NOVEMBER 28****San Francisco at New Orleans.....8:00****THURSDAY, DECEMBER 1
(Fourteenth Weekend)***

Chicago at Minnesota7:00

SUNDAY, DECEMBER 4Arizona at Houston3:00
Atlanta at San Francisco1:00
Dallas at Philadelphia1:00
Denver at Kansas City3:00
Green Bay at Detroit1:00
Indianapolis at Seattle1:00
New Orleans at L.A. Rams1:00
New York Giants at Cleveland4:00
New York Jets at New England1:00
Pittsburgh at Cincinnati1:00
Washington at Tampa Bay1:00
Buffalo at Miami.....8:00**MONDAY, DECEMBER 5**

Los Angeles Raiders at San Diego.....6:00

**SATURDAY, DECEMBER 10
(Fifteenth Weekend)***Cleveland at Dallas.....3:00
Detroit at New York Jets12:30**SUNDAY, DECEMBER 11**Chicago at Green Bay12:00
Cincinnati at New York Giants1:00
Denver at Los Angeles Raiders1:00
Indianapolis at New England1:00
Los Angeles Rams at Tampa Bay.....1:00Minnesota at Buffalo1:00
Philadelphia at Pittsburgh.....1:00
San Francisco at San Diego1:00
Seattle at Houston3:00
Washington at Arizona.....2:00
New Orleans at Atlanta8:00**MONDAY, DECEMBER 12**

Kansas City at Miami9:00

**SATURDAY, DECEMBER 17
(Sixteenth Weekend)****Denver at San Francisco1:00
Minnesota at Detroit12:30**SUNDAY, DECEMBER 18**Atlanta vs. Green Bay at Milwaukee12:00
Cincinnati at Arizona2:00
Cleveland at Pittsburgh1:00
Houston at Kansas City3:00
Los Angeles Rams at Chicago.....12:00
Miami at Indianapolis1:00
New England at Buffalo1:00
New York Giants at Philadelphia.....4:00
San Diego at New York Jets.....1:00
Tampa Bay at Washington1:00
Los Angeles Raiders at Seattle.....5:00**MONDAY, DECEMBER 19****Dallas at New Orleans8:00****SATURDAY, DECEMBER 24
(Seventeenth Weekend)****Arizona at Atlanta1:00
Buffalo at Indianapolis1:00
Dallas at New York Giants1:00
Green Bay at Tampa Bay1:00
Kansas City at Los Angeles Raiders1:00
New England at Chicago.....12:00
New Orleans at Denver.....2:00
New York Jets at Houston3:00
Philadelphia at Cincinnati.....1:00
Pittsburgh at San Diego1:00
Seattle at Cleveland.....1:00
Washington at Los Angeles Rams1:00**SUNDAY, DECEMBER 25**

Detroit at Miami8:00

MONDAY, DECEMBER 26

San Francisco at Minnesota.....8:00

*FOX doubleheader weekend

**NBC doubleheader weekend

**NFL PUBLIC RELATIONS CONTACTS**NFL Office(212) 758-1500
NFL Vice President of Communications and DevelopmentJoe Browne
NFL Director of CommunicationsGreg Aiello
NFL Director of International Public RelationsPete Abitante
NFC Director of Information.....Reggie Roberts
AFC Director of InformationLeslie Hammond**NFC**ArizonaPaul Jensen(602) 379-0101
AtlantaCharlie Taylor.....(404) 945-1111
ChicagoBryan Harlan(708) 295-6600
Dallas.....Rich Dalrymple(214) 556-9900
Detroit.....Bill Keenist.....(313) 335-4131
Green BayLee Rempel.....(414) 496-5700
Los Angeles Rams.....Rick Smith.....(714) 535-7267
MinnesotaDave Pelletier.....(612) 828-6500
New Orleans.....Rusty Kasniersky(504) 733-6147
New York Giants.....Pat Hanlon(201) 935-8111
PhiladelphiaRon Howard.....(215) 463-2500
San FranciscoRodney Knox.....(408) 562-4949
Tampa BayChip Namias.....(813) 870-2700
WashingtonRick Vaughn.....(703) 478-8900**AFC**BuffaloScott Berchtold(716) 648-1800
Cincinnati.....Jack Brennan.....(513) 621-3550
Cleveland.....Kevin Byrne.....(216) 891-5000
Denver.....Jim Saccomano.....(303) 649-9000
Houston.....TBA.....(713) 797-9111
IndianapolisCraig Kelley(317) 297-2658
Kansas City.....Bob Moore.....(816) 924-9300
Los Angeles Raiders.....Al LoCasale.....(213) 322-3451
Miami.....Harvey Greene.....(305) 620-5000
New England.....Don Lowery.....(508) 543-8200
New York Jets.....Frank Ramos.....(516) 538-6600
Pittsburgh.....Rob Boulware.....(412) 323-1200
San Diego.....Bill Johnston.....(619) 280-2111
Seattle.....Gary Wright.....(206) 827-9777CarolinaCharlie Dayton(704) 358-1644
Jacksonville.....Dan Edwards.....(904) 633-2000



WHAT TO LOOK FOR IN 1994

The **Saints** to extend their consecutive games scoring streak of 161. The last time they failed to score was in the 14th game of the 1983 season when they dropped a 7-0 decision to the Patriots in New England.

Kicker **Morten Andersen** to extend his consecutive games scoring streak of 158, the second longest in NFL history and the longest among current streaks. Only former Cincinnati Bengal Jim Breech (186), has had a longer string.

Wide receiver **Eric Martin** to extend his consecutive games with a reception streak of 105, which is currently the third longest among active streaks, and tied for seventh overall in NFL history.

Kicker **Morten Andersen** and guard **Jim Dombrowski** to extend their consecutive games played streaks of 106.

Linebacker **Rickey Jackson** to play in his 200th NFL game. Jackson has played and started in a club-record 195 contests in his 13-year career. Jackson can also set a new team record for most seasons of service. He is currently tied at 13 with **Stan Brock** (1980-92), **Hoby Brenner** (1981-93) and **Jim Wilks** (1981-93).

Quarterback **Wade Wilson** (99), nose tackle **Les Miller** (96), defensive end **Robert "Pig" Goff** (90), fullback **Brad Muster** (88) and punter **Tommy Barnhardt** (84) to play in their 100th NFL games.

Running back **Dalton Hilliard** (1986-93) to surpass **George Rogers** (1981-84) into first spot on the Saints' alltime rushing list. Hilliard, who has gained 4,164 yards and 39 TDs on 1,126 carries, needs 104 yards to overtake Rogers, who rushed for 4,267 yards and 23 TDs on 995 attempts.

Wide receiver **Eric Martin** to amass 8,000 yards receiving and score his 50th NFL touchdown. He has accounted for 7,854 yards receiving and 48 touchdowns on 532 receptions.

Kicker **Morten Andersen** to become the seventh player in NFL history to kick 300 career field goals. Andersen has converted 274 of 350 in his 12-year career.


Quarterback **Wade Wilson** to reach 100 career touchdown passes. He has thrown 91 entering 1994.

Linebacker **Rickey Jackson** to equal **Jim Marshall's** NFL-record of 29 opponents' fumbles recovered. Jackson has come up with 26 in his career.

Quarterback **Jim Everett** to become the 35th player in NFL history to accumulate 25,000 yards passing. He enters 1994 with 23,758. He also can become the 31st player in league history to amass 2,000 completions. He goes into 1994 with 1,847.



SAINTS TICKET INFORMATION



LOUISIANA SUPERDOME
SEATING CAPACITY: 69,056

Season	Single Game	TICKET OFFICE
\$410.00	Club Level N/A	The New Orleans Saints ticket office is located in the Louisiana Superdome, gate A ground level. Office hours are from 8:30 a.m. to 5:30 p.m. on weekdays, and 9 a.m. to 3 p.m. on Saturdays before home games, and 9 a.m. to 1 p.m. on Saturdays prior to road contests. Ticket windows open three hours prior to kickoff on Sundays. Ticket will call is also located at gate A ground level in the Saints ticket office.
\$310.00	Padded Terrace \$34.00	
\$280.00	Plaza Level \$31.00	
\$200.00	Terrace Level \$23.00	

Use your Visa or Mastercard to order tickets by mail. Other mail orders will be accepted when accompanied by a certified check or money order for the amount plus \$1 for handling.

Ticketmaster also processes phone orders. A \$3.75 service charge is required on all phone orders.

For further information, call the Saints ticket office at:
(504) 522-2600

TICKETMASTER PHONE NUMBERS

In New Orleans Area	(504) 522-5555
In Baton Rouge Area	(504) 336-5000
Outside Louisiana Toll Free	(800) 488-5252

SINGLE GAME TICKET OUTLETS

Individual game tickets are available at official Saints ticket outlets at the following locations: NEW ORLEANS/BATON ROUGE AND THROUGHOUT MISSISSIPPI — All Ticketmaster outlets. WESTBANK — Algiers Naval Support Activity.



SAINTS 1994 SUMMER CALENDAR

- July 20** — All players report to camp at the University of Wisconsin-La Crosse.
July 21 — Player physicals.
July 22 — First practice.
July 27 — Saints travel to Mankato, Minnesota for practices with the Vikings.
Aug. 5 — Saints vs. New England Patriots at Foxboro Stadium, 7 p.m. (WVLT-TV).
Aug. 13 — Saints vs. Minnesota Vikings at Hubert H. Humphrey Metrodome, 7 p.m. (WVLT-TV).
Aug. 17 — Break camp, travel to New Orleans.
Aug. 18 — Touchdown Club Welcome Saints Luncheon, 12 noon, Hyatt Regency.
Aug. 19 — Saints vs. Green Bay Packers at Superdome, 7 p.m. (FOX).
Aug. 23 — Roster reduction to 60 players.
Aug. 25 — Saints vs. Dallas Cowboys at Superdome, 7 p.m. (ESPN).
Aug. 29 — Final roster reduction to 53 players; first regular season workout.
Sep. 4 — NFL regular season opener, Saints vs. Kansas City Chiefs at Superdome, 12 noon (NBC).

SAINTS IN PRO BOWL

- 1967 — Dave Whitsell, safety.
 1968 — Dave Rowe, defensive tackle.
 1969 — Tom Dempsey, kicker; Jake Kupp, guard; Tony Baker and Andy Livingston, running backs; Tom Fears, coach.
 1978 — Archie Manning, quarterback.
 1979 — Wes Chandler, wide receiver; Henry Childs, tight end; Archie Manning, quarterback; Chuck Muncie, running back; Tommy Myers, safety.
 1981 — George Rogers, running back.
 1982 — George Rogers, running back.
 1983 — Rickey Jackson, linebacker.
 1984 — Bruce Clark, defensive end; Brian Hansen, punter; Rickey Jackson, linebacker.
 1985 — Morten Andersen, kicker; Rickey Jackson, linebacker.
 1986 — Morten Andersen, kicker; Rickey Jackson, linebacker.
 *Rueben Mayes, running back.
 1987 — Morten Andersen, kicker; Hoby Brenner, tight end; Brad Edelman, guard; *Rueben Mayes, running back; Sam Mills, linebacker; Dave Waymer, cornerback.
 1988 — Morten Andersen, kicker; Eric Martin, wide receiver; Sam Mills, linebacker.
 1989 — Dalton Hilliard, running back; Vaughan Johnson, linebacker; Pat Swilling, linebacker.
 1990 — Morten Andersen, kicker; Vaughan Johnson, linebacker; Pat Swilling, linebacker.
 1991 — Vaughan Johnson, linebacker; Sam Mills, linebacker; Pat Swilling, linebacker; Bennie Thompson, special teams.
 1992 — Morten Andersen, kicker; Joel Hilgenberg, center; Rickey Jackson, linebacker; Vaughan Johnson, linebacker; Sam Mills, linebacker; Pat Swilling, linebacker.
 1993 — Tyrone Hughes, punt/kick returner; Rickey Jackson, linebacker; Renaldo Turnbull, linebacker.

*Injured, did not play



SAINTS ON WQUE/WYLD

For the third consecutive season, New Orleans Saints home and away games will be broadcast live by WQUE Radio (1280 AM), the flagship of the Saints network. The games can also be heard in New Orleans on sister station, WYLD (98.5 FM).

WVLT-TV Sports Director Jim Henderson will handle the play-by-play account, while former Saints quarterback Archie Manning will provide commentary and expert analysis.

In addition to WQUE and WYLD's coverage, WRNO Worldwide will carry the Saints games on shortwave frequency to many corners of the world.

The following stations will bring Saints football to their areas in 1994:

LOUISIANA

Alexandria.....KALB/KZMZ
 Baton Rouge.....WJBO
 Bayou Vista.....KDLP/KOKI
 Bogalusa.....WBOX-AM/FM
 Eunice.....KJJB
 Hammond.....WFPR
 Jena.....KJNA
 Jonesboro.....KTOC
 Lafayette.....KPEL
 Lake Charles.....KLCL
 Lake Providence.....KLPL-AM/FM
 Leesville.....KVVP
 Monroe.....KNOE
 Moreauville.....KLIL
 New Iberia.....KANE
 Ruston.....KPCH
 Shreveport.....KEEL
 Thibodaux.....KTIB
 Winnfield.....KVCL-AM/FM
 Winnboro.....KMAR-AM/FM

Jackson.....WJDS
 McComb.....WHNY
 Natchez.....WONZ
 Philadelphia.....WHOC/WWSL
 Wiggins.....WLLUN

ALABAMA

Carrollton.....WCKO
 Mobile.....WKRG

FLORIDA

Pensacola.....WTKX

TEXAS

Beaumont.....KAYC/KAYD
 Bryan/College Station.....KTAM/KORA

OKLAHOMA

Oklahoma City.....KXXY
 Tulsa.....KAKC

MISSISSIPPI

Biloxi.....WVMI
 Columbia.....WJDR
 Greenville.....WGVW/WDMS
 Hattiesburg.....WHSY



NEW ORLEANS SAINTS IN OVERTIME GAMES (2-6)

- Nov. 13, 1977 — San Francisco 10, New Orleans 7, at Superdome
(Ray Wersching 33-yard FG)
- Sep. 2, 1979 — Atlanta 40, New Orleans 34, at Superdome
(James Mayberry 6-yard INT ret.)
- Dec. 7, 1980 — San Francisco 38, New Orleans 35, at Candlestick Park
(Ray Wersching 36-yard FG)
- Sep. 18, 1983 — New Orleans 34, Chicago 31, at Superdome
(Morten Andersen 41-yard FG)
- Dec. 11, 1983 — New Orleans 20, Philadelphia 17, at Veterans Stadium
(Morten Andersen 50-yard FG)
- Oct. 21, 1984 — Dallas 30, New Orleans 27, at Texas Stadium
(Rafael Septien 41-yard FG)
- Nov. 26, 1989 — L.A. Rams 20, New Orleans 17, at Superdome
(Mike Lansford 31-yard FG)
- Nov. 24, 1991 — Atlanta 23, New Orleans 20, at Superdome
(Norm Johnson 50-yard FG)

SAINTS TRAINING CAMPS

- 1967-1969 — Cal Western University, San Diego, Calif.
1970 — Bowling Green University, Bowling Green, Ohio
1971-1973 — Southern Mississippi University, Hattiesburg, Miss.
1974, 1976-1984 — Dodgertown, Vero Beach, Fla.
1975 — Nicholls State University, Thibodaux, La.
1985 — Louisiana Tech University, Ruston, La.
1986-1987 — Southeastern Louisiana University, Hammond, La.
1988-1994 — University of Wisconsin-La Crosse, La Crosse, Wis.

THE FLEUR DE LIS

The Fleur de Lis, the emblem that the Saints wear on their helmets, is a symbol from the Court of Louis XIV. It is a french word that stands for "flower of the lilly."

The Fleur de Lis is a symbol of New Orleans which was adopted during the French occupation of Louisiana, from 1682 through 1762.



TM





MEDIA INFORMATION

MEDIA GATE: Media entrance for Saints games at the Superdome is located on the lower level of the Northwest Parking Garage (side nearest Claiborne Avenue overpass) near the center of the building. The media door opens three hours prior to kickoff. All passes designated for media will call can be picked up at this entrance as well.

CREDENTIAL REQUESTS: Superdome press box space is reserved for the working news media. Requests should be made at least one week advance and directed to Rusty Kasmiersky, director of media relations, New Orleans Saints, 6928 Saints Drive, Metairie, LA 70003. Phone: (504) 733-6147.

TELEVISION AND RADIO: Network television and visiting radio are assigned numbered booths in the main press box. Spotters and statisticians are available upon advanced request.

PHOTOGRAPHERS: Only accredited working photographers are allowed on the sidelines. They must wear a "field photo" credential and kneel behind the 12-foot restricted zone. The bench areas are off limits at all times. Photographers should take special note of the conditions use listed on the credential. Reporters are not permitted to accompany photographers on the sidelines. Photo grips must be at least 18 years of age and must be credentialed in advance.

IMPORTANT: ALL CREDENTIALS ARE ISSUED TO INDIVIDUALS AND ARE NOT TRANSFERABLE.

LOCKER ROOMS: Only accredited working media are allowed in locker rooms after games. There is no admission before the game. Still photographs are not permitted in the Saints locker room postgame.

TELEPHONES: Requests for service should be directed to South Central Bell, (504) 528-7940.

COPY TRANSMISSION: Requests for service should be directed to Leon Letulle, formerly of SportsComm, who operates a copy transmission and computer service. He can be reached in advance of the day of the game at (504) 394-6669.

PRESS BOX SERVICES: Statistical information is supplied before, during and after the game. Scores of other games are announced and posted as received. Postgame quotes are provided from both locker rooms. Refreshments are served in the media lounge before the game, halftime and postgame.

TRANSPORTATION: Transportation to Moisant International Airport will be arranged for visiting media with tight departure schedules.

ON THE COVER: The illustration for the cover of the Saints 1994 Record & Fact Book was produced by local artist Craig Tracey. It depicts a flavor of New Orleans including (from left to right) St. Louis Cathedral, a zealous Saints fan second-lining, a Mardi Gras jester, a jazz musician playing under a moon-lit sky, the Louisiana Superdome and a New Orleans streetcar.

We Carry The People
Who Carry The Day.

 **DELTA AIR LINES** 
The Official Airline Of The NFL™