



NEW ORLEANS
SAINTS



SAINTS 2000 SCHEDULE



PRESEASON

Date	Opponent (TV Network)	New Orleans Kickoff Time (CT)
Sat. July 29	at New York Jets (WWL)	7 p.m.
Sat. Aug. 5	at Minnesota Vikings (WWL)	7 p.m.
Sat. Aug. 12	at Indianapolis Colts (WWL) - Purdue Univ.	7 p.m.
Fri. Aug. 25	MIAMI DOLPHINS (WWL)	7 p.m.

REGULAR SEASON

Sun. Sept. 3	DETROIT LIONS (FOX)	12 NOON
Sun. Sept. 10	at San Diego Chargers (FOX)	3:15 p.m.
Sun. Sept. 17	at Seattle Seahawks (FOX)	3:15 p.m.
Sun. Sept. 24	PHILADELPHIA EAGLES (FOX)	12 NOON
Sun. Oct. 1	OPEN	
Sun. Oct. 8	at Chicago Bears (FOX)	12 Noon
Sun. Oct. 15	CAROLINA PANTHERS (FOX)	12 NOON
Sun. Oct. 22	at Atlanta Falcons (FOX)	12 Noon
Sun. Oct. 29	at Arizona Cardinals (FOX)	3:05 p.m.
Sun. Nov. 5	SAN FRANCISCO 49ers (FOX)	12 NOON
Sun. Nov. 12	at Carolina Panthers (FOX)	12 Noon
Sun. Nov. 19	OAKLAND RAIDERS (CBS)	12 NOON
Sun. Nov. 26	at St. Louis Rams (FOX)	12 Noon
Sun. Dec. 3	DENVER BRONCOS (CBS)	12 NOON
Sun. Dec. 10	at San Francisco 49ers (FOX)	3:15 p.m.
Sun. Dec. 17	ATLANTA FALCONS (FOX)	12 NOON
Sun. Dec. 24	ST. LOUIS RAMS (FOX)	12 NOON

All games are broadcast on the Saints Flagship, WWL-Radio (870 AM), and Hispanic Flagship, WFNO-Radio (830 AM).

Location: www.neworleanssaints.com

Your Best Source For Saints Football On The Web!

NEW ORLEANS



SAINTS

Find Out What's New.....



Coaches Corner

Players

Press Releases

Saintsations



CONTENTS

ALL-TIME ROSTER.....	110-115	Saints Individual.....	166-179
ALL-TIME NUMERICAL.....	116-122	Saints Team.....	180-189
BIOGRAPHIES		Two-Team Records.....	190-191
Tom Benson.....	4-5	RESULTS	
Randy Mueller.....	6	All-Time.....	204-209
Arnold D. Fielkow.....	7	All-Time Home/Road Record.....	215
Executives.....	8-9	Attendance.....	218
Jim Haslett.....	10-11	Overtime.....	209
Assistant Coaches.....	12-21	Postseason, 1999.....	149
2000 Draft.....	97-102	Preseason.....	219-220
Other Saints, 2000.....	103-105	Prime Time.....	268
Player Personnel.....	21-24	Pro Bowl.....	152
Athletic Training.....	25	Series Results.....	210
Public & Community Relations.....	26	Series Records.....	211-214
Saints Staff.....	27-29	Super Bowl.....	152
Veteran Players.....	32-96	Year-by-Year.....	221-252
TRAINING CAMP DEPTH CHART.....	106	ROAD HOTELS.....	132
DRAFT HISTORY.....	123-128	ROSTERS	
DRAFT BY POSITION/COLLEGE.....	128	First-Year.....	109
FACILITY.....	278	Numerical.....	109
FLEUR DE LIS.....	3	Veterans.....	108
FOLLOWING THE SAINTS.....	272-273	SCHEDULES	
GAME BY GAME STARTERS.....	147	2000 Postseason.....	30
GAME PARTICIPATION.....	146	NFL 2000 Preseason.....	264
GAME SUMMARIES, 1999.....	134-141	NFL 2000 Regular Season.....	265-268
HISTORY.....	253-258	Saints, 2000.....	IFC
HONORS RECEIVED.....	129-131	STAFF DIRECTORY.....	2
HOW SAINTS ARE BUILT.....	107	STANDINGS, ALL-TIME.....	216-217
IMPORTANT DATES, 2000.....	30	NFL, 1999.....	149
INSTANT REPLAY.....	262	STATISTICS	
LAST TIME.....	199-202	1999 Game-by-Game.....	144-145
LONGEST PLAYS, 1999.....	132	1999 Individual.....	142-143
MEDIA INFORMATION.....	274	1999 Preseason.....	150-151
MEDICAL TERMS.....	276-277	1999 Rankings.....	148
NFL PR CONTACTS.....	275	1999 Team.....	142-143
PLAYOFF GAME STATISTICS.....	261	Yearly Rankings.....	148
PLAYOFF GAME SUMMARIES.....	259-260	SUPERDOME FACTS.....	271
PRO BOWL SAINTS.....	122	TICKET INFORMATION.....	271
RECORDS		TIE BREAKERS.....	269
Big Days.....	194-198	TRAINING CAMP, 2000.....	270
Consecutive Records.....	192-193	History.....	270
Leaders, All-Time.....	154-156	UNIFORM CHANGES.....	191
Leaders by Years.....	157-165	WHAT TO LOOK FOR IN 2000.....	3

2000 New Orleans Saints Record and Fact Book

Executive Editor: Greg Bensele • Editor: Justin Macione • Contributor: Chris Pika

Photography: Michael C. Herbert • Layout and Cover Design: Highwire Advertising|Design - Will Bailey



SAINTS DIRECTORY 2000

EXECUTIVE OFFICE

TOM BENSON
Owner
SHEILA PALMISANO
Executive Assistant to the Owner
LIZ GERACI
Administrative Assistant to the Owner
RODNEY HENRY
Administrative Assistant
CHARLOTTE TROXLER
Financial Assistant to the Owner
BOB BENSON
Consultant

FOOTBALL OPERATIONS

RANDY MUELLER
General Manager of Football Operations
CHARLES BAILEY
Assistant General Manager of Football Operations
MICKEY LOOMIS
Director of Football Administration
RICK MUELLER
Director of Player Personnel
RICK THOMPSON
College Scouting Coordinator
PAT MONDOCK
Scouting Supervisor
MIKE BAUGH
Pro Scout
BILL QUINTER
Pro Scout
MATT BOOCKMEIER
Area Scout
CORNELL GOWDY
Area Scout
TIM HEFFELFINGER
Area Scout
MARK SADOWSKI
Area Scout
JAMES JEFFERSON
Area Scout
ANDY WEIDL
Combine Scout
GRANT NEILL
Player Personnel Assistant
DAN SIMMONS
Equipment Manager
GLENNON "SILKY" POWELL
Assistant Equipment Manager
NOLAN CASTEX
Equipment Assistant
SCOTTIE B. PATTON
Head Athletic Trainer
KEVIN MANGUM
Assistant Athletic Trainer
AARON MILLER
Assistant Athletic Trainer
JOE MALOTA
Video Director
BOB LEE
Assistant Video Director
RICKY PORTER
Director of Player Development & Community Relations
GREG BENSEL
Director of Media & Public Relations
CHRIS PIKA
Media & Public Relations Manager
JUSTIN MACIONE
Media & Public Relations Assistant
MICHAEL C. HEBERT
Director of Photography
BARRY LAWRENCE
Digital Photo Specialist
OMAR KHAN
Football Operations Assistant

BARRETT WILEY
Football Operations Assistant
T.D. COX
Football Operations Assistant
SONDRA EGAN
Administrative Assistant to the Head Coach
DEBBIE GALLAGHER
Executive Assistant to the General Manager
MEGAN MCLAUGHLIN
Administrative Assistant/Football Administration

ADMINISTRATION

ARNOLD D. FIELKOW
Director of Administration
MILLY HOCKINGHEIMER
Executive Assistant to the Director of Administration
VICKY NEUMEYER
Assistant to the Director of Administration
DENNIS LAUSCHA
Chief Financial Officer
WAYNE HODES
Director of Marketing & Business Development
GREG SUIT
Senior Director of Broadcasting & Special Sales Projects
BARRA BIRRCHEER
Director of Travel/Entertainment/Special Projects
JAMES NAGAOKA
Director of Ticket Operations
MIKE STANFIELD
Director of Ticket Sales
SCOTT SIDWELL
Corporate Sales Manager/Director of Stadium Operations
TERRY ASHBURN
Facilities Manager
LESTER VALLET, JR.
Assistant Facilities Manager
TIM FLETCHER
Grounds Superintendent
JAY ROMIG
Manager Information Services
JEFF HUFFMAN
Assistant Manager Information Services
JASON TROSCLAIR
Director of Youth Programs
CHARLEEN SHARPE
Comptroller
LINDA BOURGEOIS
Business Office Assistant
ALBERTHA ARMSTRONG
Ticket Operations Assistant
JOE CHAVIS
Ticket Operations Assistant
DON BOYNE
Ticket Operations Assistant
CARLY BUCKALEW
Ticket Account Executive
NATE WAINWRIGHT
Ticket Account Executive
KAREN SCHEXNAYDRE
Ticket Account Executive
RICK KING
Ticket Account Executive
JAMIE McCULLEN
Sales Coordinator
CINDY HART
Account Executive/Corporate Sales
ROBERT SERGENT
Account Executive/Corporate Sales
BEN HALES
Account Executive/Corporate Sales

SYLVIA ALFORTISH
Marketing Assistant
MELISSA SCOTT
Marketing Assistant
STACEY SUHM
Administrative Assistant/Accounting/
Human Resources
KATHLEEN VOGT
Travel/Entertainment/Special Projects Assistant
JOHN PERFECT
Mail Clerk
KELLY BURKE
Marketing/Operations Assistant
LOUISE MISTRIC
Receptionist

COACHING

JIM HASLETT
Head Coach
MIKE MCCARTHY
Offensive Coordinator
RON ZOOK
Defensive Coordinator
RICK VENTURI
Assistant Head Coach/Secondary
HUBBARD ALEXANDER
Wide Receivers
DAVE ATKINS
Running Backs
JOE BAKER
Secondary/Special Teams Assistant
JOHN BUNTING
Linebackers
FRANK CIGNETTI, JR.
Quarterbacks
SAM CLANCY
Defensive Line
AL EVEREST
Special Teams
ROCK GULLICKSON
Strength & Conditioning
JACK HENRY
Offensive Line
EVAN MARCUS
Assistant Strength & Conditioning
WINSTON MOSS
Defensive Assistant
BOB PALCIC
Tight Ends
PHIL PETTEY
Offensive Assistant

MISCELLANEOUS

STADIUM:
Louisiana Superdome
65,044

BUSINESS ADDRESS:
5800 Airline Drive
Metairie, LA 70003
(504) 733-0255 Main Number
(504) 731-1799 Media Relations
(504) 731-1888 Media Relations Fax
(504) 731-1700 Ticket Office

WEBSITE:
www.neworleanssaints.com

TRAINING CAMP SITE:
Nicholls State University
Thibodaux, Louisiana
(504) 448-4080



WHAT TO LOOK FOR IN 2000

- * If the **Saints** win 8 games in 2000, they will have 200 all-time wins.
- * **DE Joe Johnson** needs 8 sacks to move into 10th place all-time with the **Saints**. He currently has 29.5 sacks 169 yards lost, which is 7.5 sacks behind Bob Pollard (1971-77), who had 37 sacks.
- * If **TE Cameron Cleeland** leads the **Saints** in receptions in 2000, he will become the first tight end in team history to do so twice.
- * If **T William Roaf** appears in all 16 contests, he will move into 18th place on the **Saints** all-time list of games played with 124.
- * If **Roaf** is named to the 2000 Pro Bowl, he will become the 1st **Saints** player to have been voted to seven overall, surpassing K Morten Andersen and LB Rickey Jackson, each of who were voted six times.
- * **WR Jake Reed** needs 14 receptions for 400 career.
- * **Reed** needs 876 receiving yards for 7,000 career.
- * If **CB Steve Israel** appears in 7 games in 2000, he will have appeared in 100 career.
- * **QB Jeff Blake** needs 7 touchdown passes to reach 100 for his career.
- * **Blake** needs 3 rushing yards for 1,500 career
- * **Blake** needs 256 completions for 1,500 career.
- * If **K Doug Brien** appears in 6 contests in 2000, he will have appeared in 100 career.
- * **Brien** needs 14 PAT's for 200 career.
- * **LB Mark Fields** needs 43 tackles to have 500 career.
- * If **TE Andrew Glover** appears in 12 games, he will have appeared in 150 career.
- * If **S Darren Perry** appears in 15 contests in 2000, he will have appeared in 125 career games.
- * **Perry** needs 77 tackles for 600 career.
- * **QB Billy Joe Tolliver** needs 109 completions for 1,000 career.



THE FLEUR DE LIS

The Fleur de Lis, the emblem that the Saints wear on their helmets, is a symbol from the Court of Louis XIV. It is a french word that stands for "flower of the lilly."

The Fleur de Lis is a symbol of New Orleans which was adopted during the French occupation of Louisiana, from 1682 through 1762.

Traditionally, it has been used to represent French royalty, and in that sense it is said to signify perfection, light, and life.

Due to its three "petals," the fleur-de-lis has also been used to represent the Holy Trinity.



TOM BENSON

Owner

Entering his 16th season as owner of the New Orleans Saints, Tom Benson remains one of the National Football League's most widely respected and influential leaders. Benson has built his NFL reputation through a record of accomplishments and service to the league and his community. Benson's involvement in the NFL began innocently in 1984 when he learned that the Saints were about to be sold to out-of-town interests that would move the team from New Orleans. Benson understood the economic impact and general importance of the franchise to the city. In 1985, Benson spearheaded the effort to save the franchise from leaving the city. On May 31, 1985, ownership of the Saints was officially transferred to Benson. Prior to his ownership, the Saints had not had a winning season nor had they won a divisional title. Just two seasons after taking over the ownership of the franchise, Benson's success and leadership in his previous endeavors paid dividends with the Saints. In 1987, the Saints posted a 12-3 record, finishing second in the NFC West and earning the franchise's first playoff appearance. In 1990, the Saints once again finished second in the NFC West earning its second playoff appearance. The following year, the Saints won the NFC West. During that time, Benson identified the right ingredients to bring the city its first winning team.

On December 7, 1999, Benson promised Saints fans "to take whatever steps necessary to reestablish the Saints as a winning franchise". On January 5, 2000, he took his boldest step as owner as the restructuring of the organization began immediately with the search for a new General Manager and Head Coach as he once again reiterated his pledge to "reestablish the Saints as a winning franchise."

In subsequent weeks, Benson fulfilled his promise by hiring Randy Mueller to lead the football operations, Arnold D. Fielkow to lead the business operations and Head Coach Jim Haslett to lead the team on the field. The end result has been one of the most productive and busiest offseasons in the team's history. The Saints are now widely considered one of the most improved teams in the league based on the moves Tom Benson implemented.


Above and beyond his leadership with the Saints, Benson's vision has paid dividends for the city of New Orleans. During his tenure as Saints owner, the city has hosted three of eight Super Bowls and most recently he spearheaded the efforts to secure the Super Bowl for New Orleans in the year 2002, a windfall for the city of New Orleans and the surrounding region totaling well into the hundreds of millions of dollars in economic impact.

Benson has played an important role within the NFL community. He is a member of the league's Finance committee, a member of the Audit committee, International committee and the NFL's Legislative committee.

He was a leader in the process that expanded the league to include the Charlotte and Jacksonville franchises and he negotiated the most recent contract to extend the services of Commissioner Paul Tagliabue.

Benson was born in New Orleans in 1927 and grew up on the edge of the city's sprawling 9th Ward. One of four children of Tom Sr. and Carmen Benson, he was educated at St. Aloysius High School (now Brother Martin) and Loyola University. As a youngster, he played football for St. Roch Park and earned spending money delivering the Times-Picayune newspaper.

In 1945, Benson served in the U.S. Navy aboard the U.S.S. South Dakota and has remained particularly close to this branch of our armed forces. He is the only enlisted man to ever serve on the Board of Trustees of the Pensacola Naval Museum, and most recently was honored with an award from the crew of the submarine U.S.S. Louisiana. Upon his return, he began to pursue his studies in business and accounting at Loyola, after



which he went to work as a bookkeeper for the Cathey Chevrolet Co. in New Orleans in 1948.

By 1956, at age 29, Benson was on his way to San Antonio, Texas to manage a Chevrolet dealership as a junior partner. Six years later he took full control of the company and established the Tom Benson Motor Company. That acquisition spawned what became Benson Automotive World, a multi-dealership organization with 33 franchises and outlets in New Orleans, San Antonio and Corpus Christi. In 1972, Benson entered the banking business and eventually took his banking network public as Benson Financial World. Throughout the mid-90's, Benson sold the majority of his businesses in Texas and Louisiana to concentrate fully on operating the New Orleans Saints.

Appreciative of New Orleans' schools, business community and people, Benson and his brothers, Jerome and Larry, established the Free Enterprise Resource Center at Brother Martin High School in honor of their parents. He has endowed chairs in free enterprise at St. Mary's University and banking at Incarnate Word College. He served on the President's Council of Loyola University, his alma mater.


Community service to at-risk youth has been a hallmark of Benson's tenure as team owner. A few examples have included: Benson Hoops, the often emulated midnight basketball program in the inner city; Saints Flag Football in New Orleans middle schools; the Saints Venture Fund & Impact Grants program in conjunction with United Way and a Play Football program for underprivileged kids. He has guided the Saints' support of football at all levels in the region, from playgrounds through high school and college programs to the Sugar Bowl and Bayou Classic. On April 11, 2000, Benson was recognized by the Nokia Sugar Bowl Chapter of the National Football Foundation and the College Hall of Fame with the Distinguished American Award.

Benson has received several honors for his community involvement, a few of which are: American Tradition Award from the B'nai Brith Foundation of the U.S.; Rev. Jacques E. Yenni Award for Community Service from Loyola University; N.A.D.A. Northwood Institute for Outstanding Service to Education; Brotherhood Award of the National Conference of Christians and Jews; Order of St. Louis Medallion for Dedication to Church from the Archdiocese of New Orleans; 1986 Brother Martin Alumnus of the Year; Insigne Verbum Award from Incarnate Word College; Honorary Doctor of Science and Business from Cleary College; Honorary Doctor of Humane Letters from Loyola University; and Honorary Doctor of Laws from Northwood University. His continued generosity to Loyola University was made evident on October 15, 1999, when the Gregory R. Choppin Chemistry Wing was dedicated. Benson led the \$2 million renovation of the project and dedication with a cash donation of \$550,000 and then matched subsequent corporate donations.

Benson additionally spearheaded the effort to establish a one million dollar Jim Finks Chair at the Louisiana State University School of Medicine. With his encouragement, NFL owners and NFL Charities contributed to the endowment of the chair. The Jim Finks Chair was established to promote optimal sports performance in athletes at all levels.

Under his ownership, the New Orleans Saints have been recognized in 1998 and 1999 as one of the top-five most charitable professional organizations by the World Sports Humanitarian Hall of Fame.

Benson and his wife, the former Grace Trudeau of New Orleans, share a family of five children: Renee, Donn, Susan, Rick and Mimi, plus six grandchildren.



Saints Owner Tom Benson greets the fans at the April 2000 Minicamp.

RANDY MUELLER

General Manager of Football Operations



Randy Mueller was named General Manager of Football Operations for the Saints on January 27, 2000. He oversees all aspects of the Saints football operations which includes coaching, college and professional scouting, contract negotiations, player programs, athletic training, video, equipment and all other football-related matters.

Since joining the Saints, Mueller has revitalized the organization and set in place a plan to insure the future success of the franchise. He named Jim Haslett, a successful defensive coordinator with the Pittsburgh Steelers, as Head Coach on February 3. Mueller then turned his sights on the Saints roster and bolstered the team with several

acquisitions. Identifying the need for a quarterback, he signed Jeff Blake within one hour of the start of the free agent period. On offense, he landed WRs Jake Reed and Joe Horn and TE Andrew Glover. On defense, he signed LB Charlie Clemons, who was a key member of the Super Bowl champion St. Louis Rams, and DT Norman Hand from San Diego. He also resigned unrestricted free agent offensive lineman Tom Ackerman to start at the left guard spot next to perennial Pro Bowler William Roaf.

Mueller then continued his overhaul of the franchise as he presided over the Saints selections in the NFL Draft. He addressed the need for a key defensive lineman with the selection of DE Darren Howard in the second round as part of nine picks overall.

Mueller came to New Orleans from the Seattle Seahawks, where he spent the last 17 seasons, most recently as the team's Vice President/Football Operations from June 1, 1995 until his appointment with the Saints. In his tenure with the Seahawks, he managed the club's football operations including player personnel, scouting and contract negotiations. He joined the Seahawks in June, 1983, as an assistant in pro personnel and was promoted to pro personnel director in 1990.

While Mueller was with Seattle, the franchise won the AFC Western Division title in 1999 and made their first playoff appearance since 1988. During this time, he was responsible for bringing starters WR Joey Galloway, T Walter Jones, G Pete Kendall, DE Phillip Daniels, LB Anthony Simmons and CB Shawn Springs to the Seahawk lineup. Jones was a starter on the 2000 AFC Pro Bowl team, the first offensive lineman in Seattle history to be selected to the game. Springs was a member of the 1998 AFC Pro Bowl team after posting seven interceptions during the season.

Active in the free agent market, Mueller brought Pro Bowlers RB Ricky Watters and LB Chad Brown and C Kevin Glover to Seattle. The acquisition of Brown in 1997 paid dividends as he led the team in tackles in each of the past three seasons and was a Pro Bowl selection in 1998 and 1999.

Other free agents acquired by Mueller in Seattle were CB Willie Williams, who has 372 tackles and 16 interceptions in his seven-year career, G Brian Habib, who started every game for the Seahawks in the past two seasons, and S Darryl Williams, a 1997 AFC Pro Bowl choice who played in all but three games in his eight-year NFL career.

As a college quarterback, Mueller had a stellar four-year career at Linfield College in McMinnville, Oregon. As a senior, he led Linfield to the 1982 NAIA Division II National Championship. In the title game against William Jewell College, he led the Wildcats to a 33-15 victory and was selected the game's most valuable offensive player. He was also the offensive MVP in Linfield's semifinal victory over Westminster College.

While at Linfield, he earned honorable mention Little All-America honors from the Associated Press and was an all-District and all-Northwest Conference award winner.

A native of St. Maries, Idaho, Mueller was a three-sport athlete (football, basketball and baseball) at St. Maries High School.

He and his wife, Lori, have a daughter, Riley. His brother, Rick, is Director of Player Personnel for the Saints organization.

ARNOLD D. FIELKOW

Director of Administration



Arnold D. Fielkow joined the New Orleans Saints in January 2000, assuming responsibilities as Director of Administration. In this capacity, he serves as the Saints' top senior management official on the administrative/business side and oversees all aspects of administration: marketing, finance, governmental affairs and public relations.

He most recently was President and General Counsel of the Southern League of Professional Baseball Clubs. During his six-year tenure, Fielkow oversaw the construction and renovation of six new ballparks and introduced marketing and business programs which catapulted the Southern League into one of the most respected leagues within Minor League Baseball. Through Fielkow's programs, franchise values appreciated by nearly 100%. Fielkow was also elected to serve as President of Minor League Baseball's Double A Association in 1996, an office he held from 1996-98.

Before his Southern League career, Fielkow served for three years as Deputy Commissioner and General Counsel of the Continental Basketball Association, the official developmental league of the National Basketball Association. During his tenure, he negotiated new player and referee developmental agreements with the NBA and helped the League reach record attendance levels. He also introduced and/or administered new programs throughout the League, including a national television agreement with ESPN2, a CBA national radio contract, and a multi-game exhibition series involving former Lakers' great Magic Johnson. Fielkow also presided over the CBA's international department which over a three year period generated nearly \$1 million in revenue through player contract assignments. He was also elected to the Board of Directors of USA Basketball during his CBA tenure.

Before joining the CBA, Fielkow served as Commissioner of the NCAA Division I North Star Conference (currently the Mid-Continent Conference). The Chicago-based conference was the last all-female conference at the Division I level. Fielkow was successful in securing the conference's first-ever automatic bid to the NCAA Division I basketball tournament.

Fielkow began his professional career as a practicing attorney in Chicago, and eventually co-founded suburban Chicago law firm of Grossman, Solomon & Fielkow, P.C. This firm concentrated its practice in the areas of sports, insurance, banking and real estate law. Fielkow is a member of the Illinois and Wisconsin Bar Associations, as well as the Sports Lawyers' Association and American Bar Association's Forum Committee on the Entertainment and Sports Industries. He has authored several legal and sports-related articles/publications, including Civil Rico: The Insurers Fight Back and CBA: A World of Opportunity, and served as the lead counsel in several federal and state appellate cases.

A native of Appleton, Wisconsin, Fielkow is a 1981 graduate of the University of Wisconsin – School of Law and earned his B.A. degree with honors from Northwestern University. In 1978, Fielkow was selected as a member of the prestigious Phi Beta Kappa honorary society and has been presented with a "Who's Who" citation recognizing his achievements.

He is an avid sports fan, having played tennis on the collegiate level and was selected to the silver-medal winning United States men's basketball team at the 15th Maccabiah Games in Israel.

He and his wife, Dr. Susan Fielkow, have three sons, Justin, Michael and Steven.

CHARLES BAILEY

Assistant General Manager of Football Operations



Charles Bailey joined the Saints in 1999 from the Pittsburgh Steelers, where he was in the player personnel department for 10 years. He joined the Steelers in June of 1989 after eight years as an eastern scout with National Football Scouting. He has 20 years of scouting experience.

In his job with the Saints, Bailey is responsible for scouting and evaluating talent on the Saints and around the National Football League, as well as the NFL Europe League.

A native of Winston-Salem, North Carolina, Bailey began his scouting career in 1981 with National. His start with National followed six years on the coaching staff at Winston-Salem State (1976-81). He attended North Carolina Central, where he played football from 1969-73. He graduated in 1974 with a physical education degree, and in 1980, he earned his master's degree in guidance and counseling from North Carolina A & T.

Bailey and his wife Carolyn have three children, daughters Kahmil and Aundrea, and son Charles.

MICKY LOOMIS

Director of Football Administration



Mickey Loomis enters his first season as director of football administration with the Saints. In his position, he will be responsible for salary cap management, as well as contract negotiations.

Loomis previously spent 15 years with the Seattle Seahawks, most recently as Executive Vice President from 1992-1998. He originally joined the Seahawks staff in October 1983, as the team's business manager and was promoted to vice president/finance in 1990.

A native of Eugene, Oregon, he graduated from Williamette High School in 1974 and played basketball at Northwest Christian College. Loomis earned his undergraduate degree in accounting from the University of Oregon and also has a master's degree in sports administration from Wichita State University.

Mickey has two children, a son Alex, and a daughter, Katherine.

DENNIS LAUSCHA

Chief Financial Officer



Dennis Lauscha joined the Saints in November of 1998 from Arthur Andersen. At Arthur Andersen, he primarily worked in the health-care, hotel, professional sports and SEC practices. At Arthur Andersen, he served as the team's auditor for four years.

A New Orleans native, Dennis was graduated from Jesuit High School and the University of Alabama, with a Bachelor of Science degree in Business. He received a Masters of Business Administration from Loyola University in New Orleans. He is also a licensed Certified Public Accountant.

WAYNE HODES

Director of Marketing & Business Development



Wayne Hodes joined the Saints in 2000 from the Trenton Thunder (AA Affiliate of the Boston Red Sox), where he spent the past six years as General Manager/Chief Operating Officer.

In his job with the Saints, Hodes will oversee all aspects of the Saints marketing efforts, which will include broadcast properties, ticket sales, ticket operations, travel and entertainment, suite and premium seat sales, corporate sales, special events, stadium operations and youth programs.

During his tenure with the Trenton Thunder, Hodes was responsible for the daily operation of the Thunder and its 20 full-time and 250 part-time employees. He served on the Thunder's four-member Board of Directors, setting policies for the team. He managed all departments of the Trenton Thunder organization, including the baseball and business operations. Hodes received several awards for his work with the Thunder, including "Executive of the Year", presented by the Eastern League and the National Association of Professional Baseball Leagues in 1995 and 1998, and "Minor League Baseball Executive of the Year", presented by the Sporting News in 1996.

A native of Watchung, New Jersey, Hodes graduated from Tulane University in 1987 with a bachelor's degree in sports management, and received a master's degree in sports administration from Montclair State University in 1991.

Wayne and his wife, Stacie have one son, Vinny, and one daughter, Sarah.

GREG SUIT

Senior Director of Broadcasting & Special Sales Projects



Greg Suit joined the Saints in 1977, serving the team in several capacities, most recently in the areas of sales and marketing. Suit supervises the club's radio and television broadcasting, print material sales, merchandising, internet properties, and the team's regional marketing efforts.


Suit has also served the team as director of publicity and director of public relations. His first assignment with the team was assistant PR director. He worked at the University of New Orleans, 1972-76, where he was sports information director and assistant athletic director.

A native of the Cincinnati, Ohio area, Suit graduated from Miami University (Ohio) and worked as a staff writer for the Middletown (Ohio) Journal. He served on the NFL staff for six Super Bowl games and the 1984 AFC-NFC Pro Bowl.

Greg and his wife, Karen, have two sons, Ted and Joshua.

JIM HASLETT

Head Coach



Jim Haslett was named the 13th head coach of the Saints on February 3, 2000, following three seasons as the defensive coordinator of the Pittsburgh Steelers.

Haslett, a 16-year veteran of the NFL as a player and coach, played a major role in the Steelers being one of the most dominating defensive units in the NFL, allowing just seven 100-yard individual rushing performances during the regular season in the past three years, including just two from 1997-98.

Prior to joining the Steelers, Haslett spent two seasons with the Saints. He worked as the linebackers coach in 1995, and was promoted to the defensive coordinator position in 1996. Haslett's NFL coaching career began in 1993 with the Los Angeles Raiders, where he served two seasons as Art Shell's linebackers' coach.

In his first season in Pittsburgh in 1997, the Steelers finished 6th in the NFL in total defense, including 1st against the rush (82.4 yards a game). The Steeler defense was tied for 1st in the AFC in takeaways (34), 2nd in interceptions (20), and tied for 2nd in sacks (48). Three Steeler defenders were named to the Pro Bowl on the 1997 squad. Nose tackle Joel Steed earned his first Pro Bowl berth, as he served as a neutralizing force along the Steelers 3-4 defensive front, perennial Pro Bowl safety Carnell Lake made his fourth Pro Bowl that season, leading the team in sacks with six, and linebacker Levon Kirkland returned to the Pro Bowl for the second consecutive year, producing a team-high 126 tackles (95 solo), and 5.0 sacks.

Haslett's 1998 Steeler defense finished 12th in total defense (13th and 18th versus the rush and pass respectively). Under Haslett's tutelage, Kirkland produced the highest tackle total (137) of his career, and Jason Gildon's 11.0 sacks were tied for the 4th highest total in the AFC. Pittsburgh was 11th overall in 1999; 26th against the run, and 4th against the pass. Haslett once again helped produce outstanding seasons out of his linebacker corps. Earl Holmes had a career high 144 tackles (109 solo). Levon Kirkland was named the team's Most Valuable Player for the second consecutive year with a 123 tackle effort. Jason Gildon led the team in sacks for the second consecutive year with 8.5.

During his tenure in New Orleans from 1995-96, Haslett guided a young defensive unit that blossomed from a 25th and 22nd ranking in 1994 and 1995, respectively, to 13th in his first full season as defensive coordinator, including 3rd against the pass (177.1 yards a game), and 4th in the NFC in sacks (41). In 1996, Saints' linebackers Winfred Tubbs and Mark Fields produced breakout years, leading the team with 115 and 112 tackles, respectively. Defensive end Joe Johnson also saw his best season as a professional up to that date, registering 59 tackles (50 solo), 7.5 sacks for 33 yards lost and three forced fumbles.

During his tenure with the Los Angeles Raiders from 1993-94 as linebackers coach, Haslett helped the Raiders to a top-10 ranking in the NFL in total defense during both seasons (10th-1994, including 9th against the rush, 9th-1993, including 5th against the pass). In 1993, the Raiders finished with a 10-6 record, while current Saints defensive assistant/quality control coach Winston Moss had his best season to date under Haslett with 102 tackles, making him the Raiders leading tackler. In 1994, middle linebacker Greg Biekert led the Raiders in tackles with 99 in his first season as a starter, while Rob Fredrickson was named an All-Rookie team selection for his 94 tackle effort.

From 1991-92, Haslett was the defensive coordinator for the Sacramento Surge of the World League. In 1992, the Surge won the WLAFF championship. In Sacramento, Haslett helped develop defensive end Michael Sinclair, who became one of the dominant pass rushers in the NFL with the Seattle Seahawks.

Haslett started his coaching career in 1988, handling the linebackers at the University of Buffalo. He was promoted to defensive coordinator in 1989 and served in that capacity for two years.

Haslett was chosen in the second round of the 1979 NFL Draft by the Buffalo Bills. His playing career spanned nine seasons, including the first eight with the Bills. In 1979, Haslett was named All-Rookie and was the Associated Press Defensive Rookie of the Year. He was voted to the Pro Bowl in 1980 and 1981. Haslett concluded his NFL career in 1987 with the New York Jets.

A four-time All-American as a defensive end at the Indiana University of Pennsylvania (1975-78), Haslett graduated with a bachelor's degree in elementary education.

Born Dec. 9, 1955 in Pittsburgh, Pennsylvania, Haslett and his wife, Beth, have two daughters, Kelsey and Elizabeth, and a son, Chase.

HASLETT'S PLAYING CAREER

- 1975-78** Was a four time All-American as Indiana University (Pa.) defensive end. Drafted in second round by Buffalo Bills and converted to inside linebacker.
- 1979** Led the defense with 131 tackles, and was named All-Rookie and Associated Press Defensive Rookie of the Year.
- 1980** Recorded 125 tackles for the Bills and had two interceptions for 15.0 yards for the AFC Eastern Division Champion Bills.
- 1981** Led the Bills with 135 tackles as they advanced to the second round of the playoffs.
- 1984** Rebounded from injuries in 1982-83 to record a then-career high 144 tackles.
- 1985** Recorded a career-high 170 tackles, and picked off a Dan Marino pass against Miami in the final game of the season, his first interception since 1980.
- 1987** Concludes final NFL season with New York Jets, recording 17 tackles and one interception.


HASLETT'S COACHING CAREER

- 1988-90** Starts coaching career as linebackers coach for the University of Buffalo, becoming defensive coordinator for 1989-90 seasons.
- 1991-92** Served as defensive coordinator for the Sacramento Surge of the World League, winning the WLAFF Championship in 1992.
- 1993-94** Coaches linebackers for the Los Angeles Raiders under Art Shell.
- 1995-96** Joins New Orleans Saints as linebackers coach, and then is promoted to defensive coordinator in 1996.
- 1997-99** Joins Pittsburgh Steelers as defensive coordinator in 1997. Helps lead Steelers to AFC Championship Game in 1997.
- February 3, 2000** Named the 13th Head Coach of the New Orleans Saints.

HASLETT'S ACCOMPLISHMENTS AS AN NFL DEFENSIVE COORDINATOR, 1996-99

- 1999** - Defensive Coordinator, Pittsburgh Steelers
- Defensive Unit ranked 8th in the AFC and 11th in the NFL in total defense
 - Defensive Unit ranked 3rd in the AFC and 4th in the NFL vs. the pass
 - Steelers posted 28 takeaways (14 interceptions, 14 fumble recoveries)
 - Defensive Unit was tied for 4th-fewest first downs allowed in the AFC and tied for 5th-fewest in the NFL
 - Defensive Unit was tied for 4th-fewest 3rd downs converted in the NFL
 - Defensive Unit ranked 2nd in the AFC and 6th in the NFL in red zone defense at 42.5% (17 touchdowns/12 FG allowed on 40 possessions inside-the-20)
- 1998** - Defensive Coordinator, Pittsburgh Steelers
- Defensive Unit ranked 8th in the AFC and 12th in the NFL in total defense
 - Defensive Unit ranked 7th in the AFC and 13th in the NFL vs. the run
 - Steelers posted 29 takeaways (16 interceptions, 13 fumble recoveries)
 - Defensive Unit allowed the 4th-fewest first downs in the AFC and 6th-fewest in the NFL
 - Defensive Unit allowed the 7th-fewest 3rd down conversions in the AFC
 - Defensive Unit ranked 1st in the NFL in red zone defense at 37.8% (14 touchdowns/19 FG allowed on 37 possessions inside-the-20)
- 1997** - Defensive Coordinator, Pittsburgh Steelers
- Defensive Unit ranked 2nd in the AFC and 6th in the NFL in total defense
 - Defensive Unit ranked 1st in the NFL vs. the rush
 - Steelers posted 34 takeaways (20 interceptions, 14 fumbles recovered)
 - Defensive Unit was ranked 5th in the AFC and 12th in the NFL in fewest first downs allowed
 - Defensive Unit ranked 2nd in the AFC and 3rd in the NFL in red zone defense at 40.7% (22 touchdowns/25 FG on 54 possessions inside-the-20)
- 1996** - Defensive Coordinator, New Orleans Saints
- Defensive Unit ranked 8th in the AFC and 13th in the NFL in total yardage
 - Defensive Unit ranked 3rd in the AFC and 3rd in the NFL vs. the pass
 - Saints allowed the 7th-fewest first downs in the AFC and 11th-fewest in the NFL
 - Defensive Unit ranked 6th in the AFC and 7th in the NFL in red zone defense at 41.8% (23 touchdowns/27 FG allowed on 55 possessions inside-the-20)

MIKE MCCARTHY, Offensive Coordinator



Mike McCarthy enters his first season as an offensive coordinator in the NFL after spending 1999 with the Green Bay Packers as their quarterbacks' coach. McCarthy brings 14 years of coaching experience to the post with an extensive background working in offenses that place a premium on the passing game and precision quarterback play.

While coaching the quarterbacks in 1999, the Packers ranked 7th overall in passing and 9th overall in total offense in the NFL with QB Brett Favre passing for 4,091 yards, his third season of 4,000 or more passing yards, one of only four quarterbacks to do so in NFL history. Under McCarthy's guise, Favre also recorded six 300-yard plus passing games,

second best behind Rams QB Kurt Warner (9) in the NFL in 1999. Favre also extended his NFL record for most consecutive seasons completing 300 or more passes in 1999 (8).

Prior to working with the Packers, McCarthy worked for the Kansas City Chiefs for six years. In his last four years with the Chiefs (1995-98), he served as quarterbacks' coach. His signal callers surrendered only 52 interceptions, the lowest total in the AFC and the second lowest in the NFL overall. Using three different starting quarterbacks (Steve Bono, Elvis Grbac, and Rich Gannon); the Chiefs played to a 42-22 record during those four seasons. McCarthy's first two years with the Chiefs were spent as offensive assistant/quality control, again working with Chiefs quarterbacks, Hall of Famer Joe Montana and Dave Krieg.

Before joining the Chiefs, McCarthy coached at the University of Pittsburgh from 1989-92 under then head coach Paul Hackett. He spent his first three years coaching quarterbacks, before heading up the wide receivers in 1992. During his stay at Pittsburgh, McCarthy oversaw the progress of Alex Van Pelt, who graduated as Panthers' record-holder for passing yards for season (3,163 in 1992) and career (11,267); in passes attempted and completed for season (245 of 407 in 1992) and career (867 of 1,503), all records previously held by Dan Marino for ten years. McCarthy embarked upon his coaching career in 1987, tutoring linebackers at Fort Hays (Kan.) State.

A collegiate tight end, McCarthy was a two-time all conference selection (1985-86) at Baker University in Baldwin City, Kan. McCarthy captained the school's 1986 team, an NAIA Division II National Championship runner-up.

Born November 10, 1963 in Pittsburgh, Mike has a daughter, Alexandra.

MCCARTHY'S BACKGROUND

Player: Baker University 1985-86.

Coach: Fort Hays State 1987-88, University of Pittsburgh 1989-92, Kansas City Chiefs 1993-98, Green Bay Packers 1999.

RON ZOOK, Defensive Coordinator



Ron Zook enters his first year as a defensive coordinator in the NFL. He comes to the Saints after spending the 1999 season with the Kansas City Chiefs, where he coached the defensive backs. Prior to the 1999 season, he spent 1996-98 as the special teams coach for the Pittsburgh Steelers.

In 1999, the Chiefs led the NFL with a +21 turnover ratio and ranked 2nd in the league with 45 takeaways after posting just a +1 mark in takeaways in 1998. The Chiefs defensive backs recorded six defensive touchdowns as part of their NFL-leading nine on the year. The Chiefs defense posted 25 INTs, which included a stretch of 11 straight games with an interception for the first time since 1986, and had two or more picks in eight of

the team's 16 regular season games. Chiefs cornerback James Hasty finished tied for the NFL lead in interceptions with 7 (98 yards), while his counterpart Cris Dishman finished tied for sixth in the AFC with 5 (95 yards).

During his three years with the Steelers, Zook's squad did not suffer a single blocked punt, and finished 1998 as the NFL's 3rd best kickoff coverage group, permitting just 18.9 yards per return.

While Zook was successful overseeing the Steelers' special teams, coaching defense is truly his forte, highlighted by a distinguished five year career (1991-95) at the University of Florida. As the Gators' defensive coordinator from 1991-93, Florida ranked fifth in the nation in rushing defense in 1993 and ninth in 1991. In addition to coaching linebackers in 1994, Zook served as Florida's special teams

coordinator and his squad responded by recording a school-record five blocked punts, two of which were returned for TDs. In 1995, he added the titles of associate head coach and strong safeties coach, while resuming his role as Florida's defensive coordinator, helping the Gators march to a third straight SEC crown.

Prior to his stint at Florida, Zook spent 1988-90 as defensive backs coach under John Cooper at Ohio State. Prior to a one year stint as defensive coordinator/assistant head coach for Virginia Tech in 1987, he coached defensive backs from 1984-86 under Johnny Majors at Tennessee. Zook also had stints as defensive coordinator for Kansas (1983) and Cincinnati (1981-82), after coaching defensive backs for Murray State (1978-80). Zook enjoyed a stellar career as a defensive back for Miami (Ohio) from 1972-75.


Born April 28, 1954, in Ashland Ohio, Zook and his wife, Denise, have two daughters, Jacquelyn and Casey.

ZOOK'S BACKGROUND

Player: Miami (Ohio) 1972-75.

Coach: Orrville (Ohio) High 1976-77, Murray State University 1978-80, University of Cincinnati 1981-82, University of Kansas 1983, University of Tennessee 1984-86, Virginia Tech University 1987, Ohio State University 1988-90, University of Florida 1991-95, Pittsburgh Steelers 1996-98, Kansas City Chiefs 1999.

RICK VENTURI, Assistant Head Coach/Secondary



Rick Venturi brings with him 18 years of experience as a position coach, coordinator, assistant head coach, and head coach in the NFL, with three of the four coming at some point with the Saints.

In 2000, Venturi returns to coach the Saints secondary, a position he coached in 1998. Under his tutelage, the Saints secondary scored five of the team-record nine defensive touchdowns, and posted 20 of the Saints 21 interceptions on the season. In 1999 as linebackers coach, Venturi oversaw a breakthrough season for strongside linebacker Keith Mitchell, who recorded a team-leading and career high 104 tackles, as well as 3.5 sacks, 3 interceptions, and 14 pass defenses.

Venturi joined the Saints in 1996 as linebackers coach, but was elevated to head coach after eight games into the season. Venturi was named linebackers coach and asked to serve as assistant head coach for the 1997 season.

Prior to joining the Saints, Venturi spent two years with the Cleveland Browns, as secondary coach in 1994 and defensive coordinator in 1995, when he also worked with the linebackers.

The first 12 seasons of Venturi's NFL coaching career were spent with the Colts. He joined Baltimore as an assistant in 1982 and remained there through 1993. He began the 1991 season as defensive coordinator/linebackers coach before taking over as head coach with 11 games to play, after succeeding Ron Meyer. He also served as defensive coordinator with the Colts in 1984 and 1992-93.

Venturi played quarterback and defensive back at Northwestern University, where he earned his degree in physical education and history, and his master's in education. His first coaching stop was at his alma mater in 1968, where he spent the following five seasons. From 1973-76, he was on the staff at Purdue before moving on to Illinois for the 1977 season. He returned to Northwestern in 1978, where he served as the Wildcats' head coach for the next three years. In 1981, he got his first job at the professional level, with the Hamilton Tiger-Cats of the Canadian Football League.

An avid biker, Venturi owns three motorcycles.

Born February 23, 1946, in Taylorville, Illinois, Venturi and his wife, Cheri have a daughter, Marin, and a son, Jason.

VENTURI'S BACKGROUND

Player: Northwestern 1965-67

Coach: Northwestern 1968-72 and 1978-80 (head coach), Purdue 1973-76, Illinois 1977, Hamilton Tiger-Cats (CFL) 1981, Baltimore/Indianapolis Colts 1982-93 (head coach final 11 games of 1991), Cleveland Browns 1994-95, New Orleans Saints 1996-99 (head coach final eight games of 1996).

HUBBARD ALEXANDER, Wide Receivers



Hubbard Alexander joins the Saints as wide receivers coach after serving the last two seasons in the same position with the Minnesota Vikings. Prior to his stint with the Vikings, Alexander was the wide receivers coach with the Dallas Cowboys from 1989-97.

In Alexander's 11 seasons coaching in the NFL, his teams have compiled a 109-67 (.619) regular season record, a 14-5 (.737) playoff mark, made eight playoff appearances, won six division titles, been to five NFC Championship games, and won three Super Bowl championships. Three different wide receivers (Cris Carter, Michael Irvin, and Randy Moss) have combined for nine Pro Bowl appearances under the guidance of Alexander.

In 1999, Moss led the NFC in receiving yards (1,413), and Carter finished 2nd in the NFC in receptions (90) and 5th in receiving yards (1,241), while both were voted to the Pro Bowl. In his first season with the Vikings in 1998, Alexander guided the duo of Carter and Moss to an NFL record for touchdown catches by a receiving tandem with 29. Moss led the NFL in touchdown receptions with 17 while Carter finished fourth with 12. The Vikings offense racked up a NFL record for points in a season (556).

Alexander spent nine seasons (1989-97) with the Cowboys, where between 1992 and 1995, they dominated the NFL with a 49-15 regular season record and a 12-3 playoff record, winning three Super Bowls. During his tenure with the Cowboys, Alexander coached Michael Irvin to five consecutive Pro Bowl appearances (1991-95).

Alexander coached 10 seasons (1979-88) at the University of Miami. After coaching tight ends from 1979-84, he moved over to coach wide receivers and molded one of college football's most famous receiving units with Brian Blades, Brett Perriman, and Michael Irvin. All three were among the first 52 players selected in the 1988 NFL Draft. Alexander also won national championships with the Hurricanes in the 1983 and 1987 seasons.

Before joining the Hurricanes, Alexander spent five seasons as an assistant at Vanderbilt (1974-78), and spent nine seasons as a highly successful high school coach in Memphis, Tenn. He started his coaching career at Tennessee State (1962-63). A three-year starter at the center position at Tennessee State (1958-61), he earned All-America Honors as a senior and was signed as a free agent by the Cowboys. He received a degree in Health and Physical Education.

Born February 14, 1939, Hubbard and his wife Gloria, have three sons, Todd, Chad, and Bard.

ALEXANDER'S BACKGROUND

Player: Tennessee State 1958-61.

Coach: Tennessee State 1962-63, Vanderbilt 1974-78, University of Miami (Fla.) 1979-88, Dallas Cowboys 1989-97, Minnesota Vikings 1998-99.

DAVE ATKINS, Running Backs



Dave Atkins returns to the Saints as running backs coach after serving the team in the same capacity in 1996. After leaving the Saints in 1996, he served as the tight ends coach of the Minnesota Vikings from 1997-99.

At Minnesota, Atkins helped mold current Saint TE Andrew Glover into one of the team's most potent offensive weapons. In 1998, Glover set career-highs in receptions (35), receiving yards (522), and touchdown receptions (5).

As running backs coach for the Saints in 1996, Atkins coached RB Ray Zellers, who rushed for 174 yards—then the third most in Saints history—against Chicago (10/13). He finished the year with 475 yards rushing in only nine games. From 1994-95, Atkins served as offensive coordinator in Arizona. In 1994, the Cardinals led the NFL in time of possession (32:37). In 1995, fullback Larry Centers set a league record for catches by a offensive back with 101 to earn his first trip to the Pro Bowl. In addition, Garrison Hearst rushed for 1,070 yards.

In 1993, Atkins joined New England as running backs coach. In his only year there, the Patriots

averaged 111.3 rushing yards per game, including a 1,088-yard effort by Leonard Russell, who finished second among AFC running backs that season.

Atkins broke into the NFL ranks with the Philadelphia Eagles in 1986, where he worked with numerous facets of the offense during his seven-year stay, including running backs (1986-90), special teams (1991), and tight ends (1992). During his tenure, the Eagles finished in the top ten in the NFL in rushing offense five times, including a no. 1 ranking in 1990, when they averaged 159.8 yards a contest.

A two-year stint as an assistant at Burges High School in El Paso, Texas preceded Atkins' initial college post, at his alma mater in 1979. He worked with the running backs and in the kicking game for two seasons at UTEP before joining the staff at San Diego State in 1981, where he spent the next five years.


Born May 18, 1949 in Victoria, Texas, Atkins and his wife Cynthia, have a son, Dave Jr., and a daughter, Jasmine.

ATKINS' BACKGROUND

Player: Texas-El Paso 1970-71, San Francisco 49ers 1973, Honolulu Hawaiians (WFL) 1974, San Diego Chargers 1975.

Coach: Texas-El Paso 1979-80, San Diego State 1981-85, Philadelphia Eagles 1986-92, New England Patriots 1993, Arizona Cardinals 1994-95, New Orleans Saints 1996, Minnesota Vikings 1997-99.

JOE BAKER, Secondary/Special Teams Assistant



Joe Baker enters his first season with the Saints as secondary/special teams assistant and fifth in the NFL after spending the 1999 season coaching outside linebackers and special teams at the University of Wisconsin.

In his position, Baker, a native of Hamilton, NY, is responsible for a multitude of functions, assisting both secondary coach Rick Venturi and special teams coach Al Everest.

At Wisconsin in 1999, the Rose Bowl champion Badgers led the Big Ten in kickoff return average, kickoffs, field goal percentage, and finished second in net punt average and field goal block percentage.

Prior to his one year coaching at Wisconsin, Baker served with the Jacksonville Jaguars as assistant special teams coach from 1995-98. While with the Jaguars, he served under special teams coordinator Larry Pasquale, in addition to serving as administrative assistant to head coach Tom Coughlin. In 1997, the Jaguars' special teams were ranked the NFL's best by the Dallas Morning News, and the two kickers, punter Brian Barker and placekicker Mike Hollis, were voted to the Pro Bowl. Prior to Jacksonville's inaugural 1995 season, he had served as the Jaguars' manager of football operations.

A wide receiver at Princeton, Baker was on the school's Ivy League champion team in 1989. He has worked in coaching and administrative positions for the last nine years. In 1991, Baker was the player personnel coordinator for the World League's Birmingham Fire.

Baker also served as a consultant and scout for the World League until joining the coaching staff at Samford University in Birmingham, Ala. in January, 1993. While at Samford, he coached running backs and wide receivers in addition to his duties in recruiting.


Born June 29, 1969 in Glen Ridge, New Jersey, Baker graduated from Princeton in 1991 with a degree in history. He and his wife Jill, live in New Orleans.

BAKER'S BACKGROUND

Player: Princeton 1988-91.

Coach: East Stroudsburg (Pa.) State 1991, Birmingham Fire 1992, Samford 1993, Jacksonville Jaguars 1994-98, Wisconsin 1999.

JOHN BUNTING, Linebackers



After serving as defensive co-coordinator and linebackers coach of the 1999 Super Bowl Champion St. Louis Rams, John Bunting joins the Saints staff in 2000 as linebackers coach.

He was one of the architects of the NFL's 6th-ranked defense in 1999, marking the second consecutive year the Rams defense finished in the NFL's top 10 (10th-1998), improving from 1997 (17th), his inaugural year with the Rams. In St. Louis, he coached Saints linebacker Charlie Clemons, who played a key role in the Rams' 1999 Super Bowl run with five solo tackles, two sacks, and one forced fumble in the playoffs. He helped develop LB London Fletcher, who led the Rams in tackles in 1999, after the Rams originally signed him as a free agent from Division III John Carroll University in 1998. He also helped develop LB

Mike Jones, who led the Rams with three defensive touchdowns in 1999 and made a touchdown-saving tackle in Super Bowl XXXIV, helping the Rams secure their first NFL title since 1951.

Prior to his stint with the Rams, Bunting worked four years as an assistant coach with the Kansas City Chiefs, serving as linebackers coach (1995-96) and as a defensive assistant (1993-94). Bunting was head coach of Rowan College in Glassboro, NJ (1987-92), leading the Profs to back-to-back Division III playoff berths in 1991 and 1992. Bunting was defensive ends coach at Brown University (1986). His first coaching experience came with the USFL's Baltimore Stars as linebackers coach (1985).

Bunting played 11 seasons with the Philadelphia Eagles (1972-82), starting 119 of 133 career games, and concluded his playing career with the Philadelphia Stars of the USFL (1983-84).

Bunting's wife, Dawn, was head coach of the women's basketball team at Rowan (N.J.) College, and coached the girls' team at Visitation Academy in St. Louis to the Missouri State final four in 2000. They have two children, a daughter, Kimberly, and a son, Brooks.

BUNTING'S BACKGROUND

Player: North Carolina 1969-71, Philadelphia Eagles 1972-82, Philadelphia Stars (USFL) 1983-84.
Coach: Baltimore Stars (USFL) 1985, Brown 1986, Rowan College (head coach) 1987-92, Kansas City Chiefs 1993-96, St. Louis Rams 1997-99.

FRANK CIGNETTI, JR., Quarterbacks



Frank Cignetti Jr., in his first season as quarterbacks coach with the Saints, brings 11 years of coaching experience to the team.

Cignetti joins the Saints after spending 1999 with the Kansas City Chiefs as the club's offensive assistant/quality control coach. He joined Kansas City after spending nine seasons coaching at his alma mater Indiana University of Pennsylvania (IUP). With the Chiefs, Cignetti was responsible for analysis and self-scouting of the club's offense, as well as the evaluation of video and computer data.

Prior to joining the Chiefs, Cignetti enjoyed a successful coaching career at perennial NCAA Division II powerhouse Indiana University of Pennsylvania, which earned six NCAA playoff berths during his tenure, including national championship game appearances in 1990 and 1993. He spent the 1997-98 campaigns as the Indians offensive coordinator/quarterbacks coach after tutoring quarterbacks and wide receivers from 1995-96. He originally joined the IUP staff in 1990 as wide receivers coach, before shifting to the secondary for the 1993 and 1994 campaigns.

Cignetti began his coaching career at the University of Pittsburgh in 1989 under then head coach Mike Gottfried. He joined the Panthers staff after a four-year playing career as a strong safety for IUP from 1984-87. He earned all-conference honors as a junior, and was a member of the school's first-ever NCAA Division II playoff team as a senior in 1987.

A member of a football family, Cignetti is the son of current IUP head coach Frank Cignetti, who also served as head coach of the University of West Virginia from 1976-79. His brother Curt is in his first season at North Carolina State as tight ends coach.

A Pittsburgh, Pa., native, Cignetti was born October 4, 1965. He and his wife, Ellen, have a daughter, Alyssa.

CIGNETTI'S BACKGROUND

Player: Indiana University (Pa.) 1984-87.
Coach: University of Pittsburgh 1989, Indiana University (Pa.) 1990-98, Kansas City Chiefs 1999.

SAM CLANCY, Defensive Line



Former NFL defensive end Sam Clancy joins the Saints as defensive line coach, his first coaching position in the NFL, after coaching in NFL Europe for five seasons, and an 11-year playing career.

Clancy joined the staff of NFL Europe League's Barcelona Dragons in 1995. In 1999, the Dragons fell to the Frankfurt Galaxy in World Bowl 1999, and captured the World Bowl title in 1997. He assisted in the development of Saints DT La'Roi Glover, who led the Saints in sacks in 1998 and 1999, DT Keith Traylor, a former linebacker, who has parlayed his experience into successful seasons with Kansas City and Denver. In 1996, Barcelona's defensive line recorded

only two sacks in the first five games, but posted 17 in the last five contests.

Clancy was originally drafted in the 11th round by the Seattle Seahawks in 1982. After playing with Seattle from 1982-83, he played with the Cleveland Browns from 1985-88, and closed out his career with the Indianapolis Colts from 1989-93. During his career, he recorded 30 sacks in 152 games. His finest season came in 1990, when he led the Colts with 7.5 sacks and 48 tackles (30 solo). He also played two seasons in the USFL, with the Pittsburgh Maulers in 1984, and the Memphis Showboats in 1985.


Clancy did not play a single down of football in college at Pittsburgh, but was a four-year basketball letterman, and a member of the 1979 U.S. gold medal team at the Pan American games under Bob Knight, and a 1981 third round pick of the Phoenix Suns.

Born May 29, 1958 in Pittsburgh, Pa., Clancy and his wife Terri, have three sons, Sam Jr., Samario, and Marcus, one stepson, Evann, and a daughter, Samantha.

CLANCY'S BACKGROUND

Player: Seattle Seahawks 1982-83, Pittsburgh Maulers (USFL) 1984, Memphis Showboats (USFL) 1985, Cleveland Browns 1985-88, Indianapolis Colts 1989-93.
Coach: Barcelona Dragons (NFL Europe) 1995-99.

AL EVEREST, Special Teams



Al Everest begins his first season as Saints special teams coach, carrying 29 years of coaching experience. He comes to New Orleans after a four year stay as the special teams coach of the Arizona Cardinals.

Everest's special teams units with the Cardinals have been consistently ranked among the league's best. In 1999, the Cardinals ranked third in the NFL in defensive punt return coverage, fifth in opponent's net punting average, and second in field goal defense. They also featured the leading punt returner in the NFC and the 7th best kickoff returner in the conference. The Cardinals punter ranked sixth in the NFC in average yards per punt. In 1998, Cardinals kickers booted four game-winning

final-play field goals. Only 7.4 percent of punts were touchbacks which ranked third in the AFC.

Everest bought a diverse background to the Cardinals in 1996. After one season as a graduate assistant at Southern Methodist University, one at North Texas State, and two years as defensive backs coach at Cameron (Okla.) University, Everest spent 1976-80 as the athletic director and head football coach at the American School Foundation in Mexico City, 1981-87 as head baseball coach at U.S. International University, and 1987 as defensive coordinator for his brother, Tom, at Escondido (Calif.) High School.

Everest then entered the professional ranks, coaching at the professional level in Italy from 1988-90, as an assistant with the Legnano Frogs. He served as head coach of the Pesaro Angels in 1991. Everest also worked in the Pro Spring Football League as a talent scout in 1991, and as a secondary coach with the Arkansas Miners in 1992. When the PFL folded in 1992, Everest served as offensive

coordinator on Head Coach Dick Nolan's staff with the San Antonio Force of the A.F.L. Everest then returned to Italy for the 1993 season before serving as assistant coach at Colony High School in Lewisville, Texas. Everest served as the special teams coordinator for Head Coach Jack Pardee of the CFL Birmingham Barracudas in 1995. His special teams units ranked among league leaders and were instrumental in the club's 10-8 record and a berth in the CFL playoffs in their inaugural season.

A two year starter at free safety at Southern Methodist in 1970-71, Everest also earned a master's degree from North Texas, and a doctorate of education from U.S. International.

Born August 22, 1950 in El Paso Texas, Everest's father Andy, served as an assistant on Bum Phillips' Saints coaching staff from 1981-85. He and his wife, Melissa "Lee" have two daughters, Michelle Katherine and Kaycee Fae.

EVEREST'S BACKGROUND

Player: Southern Methodist 1970-71.

Coach: Southern Methodist 1972, North Texas 1973-74, Cameron (Okla.) University 1974-75, American School Foundation (Mexico City) (head coach) 1976-80, Legnano (Italy) Frogs 1988-90, 1993, Pesaro (Italy) Angels (head coach) 1991, Arkansas Miners (PFSL) 1992, San Antonio Force (A.F.L.) 1992, Colony (Texas) HS (assistant coach) 1993-94, Birmingham Barracudas (CFL) 1995, Arizona Cardinals 1996-99.

ROCK GULLICKSON, Strength & Conditioning



Rock Gullickson will be entering his first season as strength and conditioning coach with the Saints, after spending 1998-99 in the same capacity at the University of Louisville.

Prior to working at Louisville for the past two seasons, Gullickson served as the strength and conditioning coach at the University of Texas from 1993-97. While at Texas, Gullickson oversaw the efforts of former Longhorn Heisman Trophy Winner and present Saint RB Ricky Williams from 1995-97. Prior to joining the Longhorn program in 1993, Gullickson served as the strength and conditioning coach at Rutgers from 1990-92.

A 1978 graduate of Moorhead (Minn.) State, Gullickson was an Associated Press Division III All-America guard for the Dragons.

Following his graduation, Gullickson remained at Moorhead State for one season as strength coach before moving on to Mayville (N.D.) State for two seasons as strength coach, assistant football, and head track and field coach.

In 1981, Gullickson was named strength coach and weight training instructor at South Dakota State, where he received his master's degree.

In 1982, he became the first full-time strength and conditioning coach in the history of the Big Sky Conference when he went to Montana State.

Gullickson remained at Montana State for eight years planning and designing the school's facility and assisting in the team's 1984 Division 1-AA National Championship.

Montana's powerlifting champion from 1983-86, Gullickson won the Northwest U.S. Championship in 1985. He is also a member of the National Strength and Conditioning Association.

Born April 11, 1955 in Moorhead, Minnesota, Gullickson is married to the former Terry Bastian.

GULLICKSON'S BACKGROUND

Player: Moorhead (Minn.) State 1974-77.

Coach: Moorhead (Minn.) State 1978, Mayville (N.D.) State 1979-80, South Dakota State 1981, Montana State 1982-89, Rutgers 1990-92, Texas 1993-97, Louisville 1998-99.

JACK HENRY, Offensive Line



Jack Henry, a coaching veteran of over 30 years, is in his first year as the offensive line coach for the Saints.

Henry spent the 1997-99 seasons as offensive line coach for the Detroit Lions. In 1997, the Lions boasted the NFL's 2nd-ranked rushing offense as part of the league's 2nd-ranked total offense, highlighted by Barry Sanders' 2,053 rushing yards, only the third time up that point a running back had reached the 2,000 yard mark. In 1998, the rushing offense ranked 10th in the NFL. He also held the same position with the San Diego Chargers in 1996.

Prior to joining the Chargers, Henry spent 1993-95 as the offensive line coach at the University of Pittsburgh. His first NFL coaching assignment was tutoring the Pittsburgh Steelers offensive line under Chuck Noll in 1990-91.

Henry previously served as the assistant director of athletics, associate head football coach and offensive coordinator at his alma mater, Indiana University of Pennsylvania (IUP) from 1986-89. He also was inducted into IUP's Athletic Hall of Fame in September 1997. Additionally, Henry has served six stints at six other colleges in his coaching career. He began by coaching the freshman offensive linemen at West Virginia in 1970, followed that by moving to Edinboro in 1973 (offensive line and wrestling coach), Louisville in 1974 (offensive line), Millersville in 1975-76 (offensive coordinator), Southern Illinois in 1977 (offensive line), West Virginia in 1978-79 (offensive line), Appalachian State in 1980 (offensive coordinator), and Wake Forest in 1981-85 (offensive coordinator/offensive line coach). His first coaching job was at Blairsville (Pa.) High.

Henry, who began his collegiate playing career as a linebacker at Penn State from 1964-65, played guard for Indiana University of Pennsylvania in 1967-68, before graduating in 1969. He was the captain of IUP's 1968 Boardwalk Bowl championship team.

John "Jack" Henry is a native of Houston, Pennsylvania. Henry and his wife, Carol, have two children – Chad, who is an area scout for the Detroit Lions, and Jacqueline, who is a student at the University of New Orleans.

HENRY'S BACKGROUND

Player: Penn State 1964-65, Indiana University (PA) 1967-68.

Coach: West Virginia 1970, Edinboro (Pa.) 1973, Louisville 1974, Millersville (Pa.) 1975-76, Southern Illinois 1977, West Virginia 1978-79, Appalachian State 1980, Wake Forest 1981-85, Indiana University (Pa.) 1986-89, Pittsburgh Steelers 1990-91, University of Pittsburgh 1993-95, San Diego Chargers 1996, Detroit Lions 1997-99.

EVAN MARCUS, Assistant Strength & Conditioning



A former assistant to Rock Gullickson at Louisville, Texas, and Rutgers, Evan Marcus joins the Saints staff as assistant strength and conditioning coach this season.

Marcus spent the 1998-99 seasons at the University of Louisville. Prior to his stint at Louisville, he spent three seasons in Austin, Texas as a member of the Longhorn staff from 1995-97.

Prior to his experience with the Longhorns, Marcus spent one season at the University of Maryland in 1994, where he served as an assistant strength and conditioning coach. He also served under Gullickson at Rutgers in 1993.

A 1990 graduate of Ithaca College with a bachelor's degree in exercise physiology, Marcus helped the Bombers to the 1988 NCAA Division III National Championship and earned Football News All-America honors as an offensive tackle.

Marcus received the Michael S. Bond Scholarship Award for Football Dedication at Ithaca as a senior in 1989.

He earned his master's degree in higher education from Arizona State in 1992. Marcus served as a Sun Devil graduate assistant coach in the strength and conditioning program while he worked on his master's degree.


Born January 2, 1968 in Cranford, New Jersey, the single Marcus is also a member of the National Strength and Conditioning Association.

MARCUS' BACKGROUND

Player: Ithaca College 1986-89

Coach: Arizona State 1990-91, Rutgers 1993, Maryland 1994, Texas 1995-97, Louisville 1998-99.

WINSTON MOSS, Defensive Assistant



Winston Moss joins the Saints staff in 2000 as defensive assistant/quality control, his second in the NFL coaching ranks. Moss served as defensive quality control coach with the Seattle Seahawks in 1998, following an 11-year NFL playing career (1987-97) as a linebacker.

Prior to serving as a defensive assistant with Seattle in 1998, Moss played with the Seahawks from 1995-97. His NFL career included stops with the Tampa Bay Buccaneers (1987-90) and the Los Angeles Raiders (1991-94), before joining the Seahawks.


Originally a second-round pick by the Buccaneers in 1987, Moss played his college football at the University of Miami (Fla.), where he was part of the Hurricanes' 1984 National Championship team.

Born December 24, 1965 in Miami, Florida, Winston and his wife, Zolia, have a son, Winston Jr., and a daughter, Victoria.

MOSS' BACKGROUND

Player: Miami (Fla.) 1984-87, Tampa Bay Buccaneers 1987-90, Los Angeles Raiders 1991-94, Seattle Seahawks 1995-97.
Coach: Seattle Seahawks 1998.

BOB PALCIC, Tight Ends



Bob Palcic, a 27-year coaching veteran, begins his first season coaching the Saints' tight ends. After a distinguished college coaching career, 2000 marks his 7th year as an NFL coach.

In 1999, Palcic served as the offensive line coach of the Cleveland Browns. He coached tight ends for the Detroit Lions in 1997-98. Prior to his stay in Detroit, Palcic was the offensive line coach with the Atlanta Falcons from 1994-96.

Before joining the NFL ranks in 1994, Palcic enjoyed considerable success as an offensive line coach on the collegiate level, most recently helping guide UCLA to a Rose Bowl berth in 1993.

Prior to his stint at UCLA, he spent one season (1992) at Southern California following a six-year stay (1986-91) at Ohio State. The Buckeyes captured a share of the Big Ten title in 1986. He coached the offensive line at Arizona for two seasons (1984-85) before joining the Ohio State staff.

In addition to his college and NFL coaching tenures, Palcic coached in the Canadian Football League for two seasons (1982-83). He tutored the offensive line of the Toronto Argonauts, helping lead the Argonauts to two Grey Cup appearances, including a championship in 1983.

Palcic began his coaching career at his alma mater, Dayton, in 1974. He coached Dayton's defensive ends and offensive linemen for two years (1974-75) before moving on to Ball State for two years (1976-77). In his first year at Ball State, the Cardinals won the Mid-American Conference Championship. In 1978, Palcic began a four-year stint (1978-81) as the offensive line coach at Wisconsin, a position he held until moving on to Toronto. Palcic played linebacker at Dayton from 1968-70.

Born July 2, 1948 in Gowanda, N.Y., Palcic and his wife, Theresa, have a son, Joe, currently an assistant coach at Miami (Ohio), and two daughters, Amy and Monica.

PALCIC'S BACKGROUND

Player: Dayton 1968-70.
Coach: Dayton 1974-75, Ball State 1976-77, Wisconsin 1978-81, Toronto Argonauts (CFL) 1982-83, University of Arizona 1984-85, Ohio State 1986-91, Southern California 1992, UCLA 1993, Atlanta Falcons 1994-96, Detroit Lions 1997-98, Cleveland Browns 1999.

PHIL PETTEY, Offensive Assistant



Phil Pettey is entering his first year as an NFL coach in 2000 as offensive assistant/quality control. He comes to the Saints after spending the 1999 season as an assistant coach at Southern California, working with the offensive line.

With the Saints, Pettey will be responsible for a multitude of functions, as well as assisting Jack Henry with coaching the offensive line.

Prior to coaching at USC in 1999, Pettey also coached at the college level at LSU in 1990, and the University of Pittsburgh in 1991.

Pettey spent the 1987 season with the Washington Redskins roster. Prior to joining the Redskins, he was a three-year letterman as an offensive guard at Missouri. He was the Tigers' co-captain in 1985 and 1986. He was named his team's MVP, made the All-Big Eight second team, played in the Blue-Gray Classic and was a Big Eight All-Academic first team selection in 1986.

He earned his bachelor's degree in education from Missouri in 1987 and a master's degree in education from LSU in 1993.

PETTEY'S BACKGROUND

Player: Missouri 1984-86, Washington Redskins 1987.
Coach: LSU 1990, University of Pittsburgh 1991, Southern California 1999.

PLAYER PERSONNEL

RICK MUELLER, Director of Player Personnel



After six years with the Jacksonville Jaguars, Rick Mueller was named director of player personnel on April 26, 2000. He will be responsible for coordinating all aspects of player evaluation, including both pro and college scouting.

Mueller played an instrumental role in Jacksonville's rise from an expansion franchise in 1995 to becoming one of the elite teams in the NFL. During this period, the Jaguars recorded a 49-31 regular season record, which is the best winning percentage (.613) of the 31 NFL teams, culminating with a 14-2 record in 1999, the best in the NFL.

Qualifying for the postseason the past four seasons, the Jaguars won two AFC Central division championships and appeared in two AFC title games.

Prior to joining the Saints, Mueller most recently served as Jaguars' director of college scouting since 1998. He was in charge of his first college draft in 1999 in which the Jaguars selected cornerback Fernando Bryant, who started all 16 games for the Jaguars, defensive tackle Larry Smith, who played an important role on the defensive line rotation and six other players. In 2000, he was in charge of a draft which saw the Jaguars select wide receiver R. Jay Soward in the first round and ten other players.

Mueller was previously the team's college scout responsible for the western United States. He joined the Jaguars on June 4, 1994 after spending the 1993 season as director of player personnel for the Canadian Football League's Sacramento Gold Miners. Mueller spent the spring and summer of 1992 with the World League's Sacramento Surge, serving as defensive assistant and special teams coach. The Surge went 8-2 and capped the season as World Bowl champions. With the Surge, Mueller assisted in the development of Seattle Seahawks defensive end Michael Sinclair and St. Louis Rams linebacker Mike Jones. Following the World League season, Mueller served as one of five pro scouts for the World League. From 1990 to '92, Mueller worked for Washington State University as graduate assistant quarterbacks coach, head junior varsity coach and recruiting coordinator. At Washington State, he helped develop quarterback Drew Bledsoe, who was the first overall pick in the 1993 draft and is a three-time Pro Bowler for the New England Patriots. He began his football career as a training camp assistant with the Seattle Seahawks from 1985 to '90.

A graduate of the University of Puget Sound, Mueller was a three-year starter at quarterback and served as team captain for the varsity football team. He received a bachelor's degree in communications in 1990 and earned a master's in organizational communications from Washington State in 1992. Mueller was born December 4, 1967 in Spokane, Wash. He and his wife, Andrea, have twin sons, Chase and Jaret.

RICK THOMPSON, College Scouting Coordinator




Rick Thompson begins his first year with the New Orleans Saints as college scouting coordinator. In his position, he will oversee all activities of college scouting.

Thompson comes to the Saints from the Seattle Seahawks, where he was an original member of the team's staff, having joined the Seahawks in 1975 as an assistant in the player personnel department and was promoted to assistant player personnel director in July of 1984. Thompson was promoted to assistant football operations director in May, 1998, and served as an area scout in 1999.

Thompson served as the Seahawks training camp director from 1978-98, and will serve in the same capacity for the Saints 2000 training camp.

Thompson is a graduate of Hamline University in St. Paul Minnesota, where he earned a degree in Sports Administration. As an undergraduate, he worked for the Minnesota Vikings for five years. Thompson is a graduate of Lincoln High School in Bloomington, Minnesota. He and his wife, Kathy, have a daughter, Kacie, and a son, Nick.

PAT MONDOCK, Scouting Supervisor



Pat Mondock joined the Saints on March 13, 2000, after spending 1994-99 with the Seattle Seahawks. He will be responsible for evaluating college talent in the eastern region of the United States with the Saints.

Mondock served as the Seahawks college scouting director in 1998, and served as eastern scouting supervisor from 1994-97 an area scout in 1999. Prior to working for the Seahawks, he spent eight seasons with the Indianapolis Colts, joining the Colts in June 1986, from BLESTO, where he had been the combine's western region scout.

Mondock has 22 years of high school and college coaching experience. He served as head coach at Washington and Jefferson College in Washington, Pennsylvania, from 1972-82, and was a high school head coach at both Southern Columbia County and Ridgeway High Schools in Western Pennsylvania from 1962-70.

He holds an undergraduate degree from Lock Haven State College in Lock Haven, Pennsylvania, and a Masters Degree from West Virginia University in Health and Physical Education. Pat and his wife, Kathleen, have a blended family of seven grown children.

MIKE BAUGH, Pro Scout



Mike Baugh joined the Saints as a pro scout in February, 2000. Prior to joining the Saints, Baugh spent eight years in various capacities with the Seattle Seahawks.


Baugh originally joined the Seahawks in 1992 as a public relations intern. From 1993-96 he served as an administrative assistant to Seahawks coaches Tom Flores and Dennis Erickson.

In 1997, Baugh moved over to the personnel department of the Seahawks, where he served in several capacities starting as a scouting assistant in 1997, before being named manager of football administration in 1998. In 1999, his final season with the Seahawks, he was

named assistant director of pro scouting.

Baugh, who is married (Christine), graduated from the Central Washington University with a bachelor's degree in business administration.

BILL QUINTER, Pro Scout



Bill Quinter joins the Saints staff for 2000 after having worked with the Seattle Seahawks for three seasons. With the Saints, Quinter will be responsible for pro player evaluations and film breakdown of upcoming opponents.

Quinter joined the Seahawks staff on June 1, 1996 as a player personnel assistant, and was promoted to pro scouting director in May of 1998, after having spent the previous 24 seasons in the Canadian Football League as a player, coach, and administrator.

Quinter played in the NFL with the Washington Redskins in 1962 before joining the Ottawa Rough Riders in 1963. He earned All-CFL honors as a linebacker in 1964. After coaching at Indiana State in 1968 and Pittsburgh from 1968-72, he went back to the CFL as an assistant with the Toronto Argonauts in 1973. He also served as the defensive coordinator of the Calgary Stampeders in 1976 before joining the B.C. Lions in 1977 as offensive line coach. In 1981, he switched over to the defensive line for two seasons. In 1983, the Lions named him their player personnel director. In 1984 he was named the general manager of the Saskatchewan Roughriders. From 1987-90 he was the player personnel director of the Winnipeg Blue Bombers before rejoining the Lions in 1990 in the same capacity.

Bill and his wife, Christine, have six children, sons Jason and Bill Jr., and daughters Judi, Josie, Jenny, and Joy.

MATT BOOCKMEIER, Area Scout



Matt Boockmeier enters his second year as an area scout with the Saints after stints with the Green Bay Packers, where he served as a player personnel assistant from 1997-98, and a college scout, covering the Eastern region of the country, from 1998-99.

Prior to his joining the Packers, Boockmeier spent two years on the staff of the National Football Scouting combine in Tulsa, Oklahoma. He spent 1994 as an intern in the pro and college scouting department of the Minnesota

Vikings.

CORNELL GOWDY, Area Scout



Cornell Gowdy is in his third season with the Saints as an area scout. He joined the Saints in 1997 from the National Football League Scouting Combine, where he served 1996-97 as an area scout.

Gowdy, a defensive back out of Morgan State, played with both the Dallas Cowboys (1986) and the Pittsburgh Steelers (1987-88). After leaving professional football, Gowdy was in the business sector as a computer systems developer.

TIM HEFFELFINGER, Area Scout



Tim Heffelfinger is in his third season as an area scout. He joined the Saints in 1998.

Heffelfinger was an assistant coach at UCLA from 1996-98. In his three-year tenure, he worked with the Bruins offensive line and tight ends. He also received a master's degree from UCLA's School of Education.

Heffelfinger graduated in 1990 from Northwestern University. He played defensive tackle before his career was cut short by a career-ending back injury. Following graduation, he worked in the business sector as a sales representative for The Quaker Oats Company and Converse.

Tim and his wife, Amy, live in Illinois.

MARK SADOWSKI, Area Scout




Mark Sadowski enters his third year in the Saints scouting department, and first as an area scout. Sadowski's territory in the Saints scouting system, the southeast, is traditionally one of the most fertile in the country for NFL prospects.

Prior to becoming an area scout, Sadowski served as a combine scout, working for the National Football Scouting Combine, covering the south region. He joined the Saints in 1998 as an NFC pro scout, as well as handling advance scouting duties for the coaching staff.

Sadowski played safety at Tulane 1992-93, and worked as a defensive coaching assistant from 1994-96 under Buddy Teevens. In 1997, he was a defensive/special teams coaching assistant for Tommy Bowden. He earned his engineering degree from Tulane.

JAMES JEFFERSON, Area Scout




James Jefferson is in his first season with the Saints as an area scout. He brings with him ten years of professional playing experience, and four years of college coaching experience.

He joins the Saints after having spent the 1996, 1998, and 1999 seasons as a secondary coach at Texas A&M-Kingsville. In between his stints at Kingsville, he served as secondary coach at Alabama State in 1997.

Jefferson, a defensive back out of Texas A&M-Kingsville, played with the Seattle Seahawks from 1989-93. He started out his professional career as a defensive back with the Winnipeg Blue Bombers of the Canadian Football League from 1986-88. He then closed out his professional career with the British Columbia Lions of the CFL from 1994-95.

ANDY WEIDL, Combine Scout



Andy Weidl joins his first year with the Saints in 2000. He comes to the Saints from the Pittsburgh Steelers, where he worked in the player personnel department for two seasons. In his duties, he will work as a scout for the National Football Scouting Combine.

In his job with the Steelers, Weidl was involved in the overall evaluation of both college and professional players. Prior to joining the Steelers, he served as a television sports reporter for Comcast Cablevision of Philadelphia.

Weidl was a four-year starter on the Villanova football team and graduated with a bachelor's degree in communications in 1996. In 1997, he earned his master's degree in human organizational science from Villanova.

GRANT NEILL, Player Personnel Assistant



Grant Neill joined the Saints personnel department in 1998, after working in the team's marketing department from 1995-96, and as a ticket sales representative in 1997.

Neill's current duties involve assisting the pro scouting department. In 1999, he handled advance scouting duties for the Saints coaching staff, after joining the football operations department as a pro scout in 1998.

Neill, a native of Pasadena, California, played four years as a defensive corner and punter for Occidental College, earning a degree in kinesiology in 1995.

SCOTTIE B. PATTON, Head Athletic Trainer



Scottie Patton enters his first year with the Saints and becomes only the third head athletic trainer in Saints history. He joins the Saints after serving as an assistant athletic trainer with the Philadelphia Eagles for the last four years. Prior to joining the Eagles, Patton served as an assistant athletic trainer for the San Francisco 49ers for five years. A veteran of nine NFL seasons, Patton was on the athletic training staff of the Super Bowl XXIX Champion 49ers when they defeated the San Diego Chargers in 1995. He twice served as an athletic trainer for the NFC squad at the Pro Bowl.

Patton earned his B.S. degree in Sports Medicine/Exercise Science from Appalachian State University in 1990. After enrolling in graduate school at the University of South Carolina, Patton completed his M.A. in Sports Medicine at San Jose State in 1996. A certified trainer, he is a member of the National Athletic Trainers Association (NATA) and the Professional Football Athletic Trainers Society.

Patton also has experience as a graduate assistant athletic trainer at South Carolina (1990-91), as a student athletic trainer at Appalachian State (1986-90), and as a summer training camp and assistant athletic trainer with the 49ers in 1988 and '89.

During the past two offseasons with the Eagles, he organized The Patton Football/Athletic Training Clinic, a non-profit venture that provides instruction in athletic training and football skills, in his hometown of Gastonia, North Carolina.

He and his wife, Lisa, have a son, Cameron, and a daughter, Alexis.

KEVIN MANGUM, Assistant Athletic Trainer



Kevin Mangum enters his 19th season with the Saints as assistant athletic trainer.

The Tylertown, Mississippi native received the Southeast Athletic Trainers Association's 1991 Backbone Award, which recognizes the region's outstanding assistant athletic trainer, and was part of the NFL Athletic Training Staff of the Year in 1986.

Mangum served as a student athletic trainer for two years at Southwest Mississippi Junior College and two more at the University of Southern Mississippi before joining the Saints in 1981. He received a bachelor's degree in athletic administration with a specialization in athletic training from the University of Southern Mississippi in 1981, and an advanced degree in physical education from the University of New Orleans in 1988. Mangum was inducted into the Southwest Mississippi Junior College Sports Hall of Fame in 1995. He is a member of the Sherwood Medical professional evaluation committee.

He and his wife Susie and their children-Katie, Megan, Scott, Kevin Paul and Mark-reside in Kenner.

AARON MILLER, Assistant Athletic Trainer



Aaron Miller joined the Saints in 1998 after serving four years in the athletic training room at the University of Wisconsin-La Crosse. With the Saints, he assists the athletic training staff in all matters pertaining to the supervision or administration of prevention, treatment, and rehabilitation of all Saints players.

Prior to joining the Saints full-time in 1998, Miller served as a summer intern in La Crosse for their 1996 and 1997 training camps. At UW-L, he worked with most of the teams, including basketball, gymnastics and football, and was the head student athletic trainer for the 1997 Division III National Championship men's track team. In 1998, the school honored him with the Scholar-Athlete Award. Miller graduated from UW-L with a B.S. in athletic training in 1998.

Miller, a native of Stevens Point, Wisconsin, resides in River Ridge.

GREG BENSEL, Director of Media & Public Relations



Greg Bense enters his fourth season as Director of Media & Public Relations with the Saints. Prior to joining the Saints, Bense served in the same capacity for the Super Bowl XXXI Host Committee and the Greater New Orleans Sports Foundation. He has served on the NFL PR staff for Super Bowl XXXII in San Diego and Super Bowl XXXIII in Miami. He has also served on the media committee for the Men's NCAA Final Four, Men's SEC Basketball Tournament and the NOKIA Sugar Bowl.

A New Orleans native, Bense graduated from Jesuit High School and Tulane University. Following his graduation from Tulane, he worked as a media relations administrator for the Professional Golfers Association in Palm Beach Gardens, Florida working on the PGA PR staff for the 1991 PGA Championship and the 1991 Ryder Cup.

RICKY PORTER, Director of Player Development & Community Relations



Ricky Porter is in his first year with the Saints as Director of Player Development and Community Relations. Prior to joining the Saints, he served for three years on the Denver Broncos' coaching staff. Porter began with the Broncos in 1997 as an offensive assistant, after spending the 1996 season in the same capacity with Tampa Bay.

Prior to his stint with the Buccaneers, Porter worked as a scout for National Football Scouting in 1995, where his primary responsibility was assessing talent in the Ohio Valley region.

Porter has had previous NFL coaching experience with Buffalo (1991), New Orleans (1993) and Detroit (1994) through the league's Minority Coaching Fellowship Program. His first full-time experience came at his alma mater, Slippery Rock State, where he coached the running backs and special teams in 1990-91 before moving on to handle the same responsibilities at Kent State from 1992-93.

Porter played five years in the NFL with Detroit (1982), Baltimore (1983) and Buffalo (1987-89). He also played for the USFL's Memphis Showboats in 1985 and the CFL's Montreal Alouettes from 1986 until the club folded during the 1987 season.

A native of Sylacauga, Ala., Porter grew up in Baltimore, Maryland, where he was a three-sport star at Milford Mill High School. He is a member of the Fellowship of Christian Athletes. Ricky and his wife, Carla, have two sons, Armani Vaniko and Octavio Vantaj.

OMAR KHAN, Football Operations Assistant



Omar Khan is in his fourth season with the New Orleans Saints, and first as Football Operations Assistant. In his current role, he supervises the overall management and operation of the football program, working closely with General Manager Randy Mueller and Head Coach Jim Haslett.

From 1997 to 1999, Khan served as player personnel assistant. His duties included player contract negotiations, monitoring and strategic planning of the salary cap, football administration, and government affairs. In 1998, he also served as interim player programs director.

Khan came to the Saints after spending the 1996 season as a football operations assistant with the Tulane football program. Khan, a graduate of Tulane University, was born in New Orleans.

SAINTS STAFF

MEDIA & PUBLIC RELATIONS



Chris Pika

Media and Public Relations Manager



Justin Macione

Media and Public Relations Assistant



Michael C. Hebert

Director of Photography



Barry Lawrence

Digital Photo Specialist



Mark Hughes

Media and Public Relations Intern

FOOTBALL OPERATIONS



Dan Simmons

Equipment Manager



Silky Powell

Assistant Equipment Manager



Nolan Castex

Equipment Assistant



Joe Malota

Video Director



Bob Lee

Assistant Video Director



Sondra Egan

Administrative Assistant to the Head Coach



Debbie Gallagher

Executive Assistant to the General Manager



Megan McLaughlin

Administrative Assistant/Football Administration



Barrett Wiley

Football Operations Assistant



T.D. Cox

Football Operations Assistant

EXECUTIVE OFFICE



Shiela Palmisano

Executive Assistant to the Owner



Liz Geraci

Administrative Assistant to the Owner



Rodney Henry

Administrative Assistant



Charlotte Troxler

Financial Assistant to the Owner



Bob Benson

Consultant

MARKETING



Scott Sidwell

*Corporate Sales
Manager/Director of
Stadium Operations*



Milly Hockingheimer

*Executive Assistant to
the Director of
Administration*



Ben Hales

*Account
Executive/Corporate
Sales*



Robert Sergent

*Account
Executive/Corporate
Sales*



Jason Trosclair

*Youth Programs
Director*



Sylvia Alfortish

*Marketing Assistant/
Saintsations Director*



Kelly Burke

*Marketing/
Operations Assistant*



Melissa Scott

Marketing Assistant

TICKET OPERATIONS



James Nagaoka

*Director of Ticket
Operations*



Albertha Armstrong

*Ticket Operations
Supervisor*



Don Boyne

*Ticket Operations
Coordinator*



Joe Chavis

*Ticket Operations
Assistant*



Louise Mistic

Receptionist

TICKET SALES



Mike Stanfield

*Director of Ticket
Sales*



Carly Buckalew

*Ticket Account
Executive*



Bill De Angelis

*Ticket Account
Executive*



Karen Schexnaydre

*Ticket Account
Executive*



Nate Wainwright

*Ticket Account
Executive*

TRAVEL/ENTERTAINMENT/SPECIAL PROJECTS



Barra Birrcher

*Director of Travel/
Entertainment/
Special Projects*



Kathleen Vogt

*Travel/
Entertainment/
Special Projects
Assistant*

BUSINESS OFFICE



Charleen Sharpe

Comptroller



Linda Bourgeois

Business Office



Stacy Suhm

*Accounting/ Human
Resources*



John Berfect

Mail Clerk

INFORMATION SYSTEMS



Jay Romig

*Manager Information
Systems*



Jeff Huffman

*Assistant Manager
Information Systems*

FACILITIES



Terry Ashburn

Facilities Manager



Lester Vallet, Jr.

*Assistant Facilities
Manager*



Tim Fletcher

*Grounds
Superintendent*



SAINTS/NFL 2000 IMPORTANT DATES

- July 15** – Signing period ends at 3 p.m. (CDT) for Unrestricted Free Agents to whom June 1 tender was made by Old Club, Transition Players, and Franchise Players who are eligible to receive Offer Sheets. After this date and through 3 p.m. (CDT) on November 16, Old Club has exclusive negotiating rights with its unsigned Unrestricted Free Agents. First practice at training camp in Thibodaux, La.
- July 22** – Black and Gold intra-squad scrimmage at John L. Guidry Stadium on Nicholls State University campus at 11 a.m. (CDT).
- July 29** – Saints at New York Jets, Meadowlands, 7 p.m. (WWL-TV). Saints return to Thibodaux after game.
- July 31** – Hall of Fame Game, New England Patriots vs. San Francisco 49ers at Canton, Ohio (ABC).
- August 1** – Training camp practices with the Jacksonville Jaguars in Jacksonville, Fla.
- August 4** – If a Drafted Rookie has not signed with his club by this date, he may not be traded to any other club in 2000.
- August 5** – Saints at Minnesota Vikings, Metrodome, 7 p.m. (WWL-TV). Saints return to Thibodaux after game.
- August 12** – Saints at Indianapolis Colts, Ross-Ade Stadium at Purdue University, 7 p.m. (WWL-TV) Saints return to Thibodaux after game.
- August 16** – Saints break camp and return to New Orleans from Thibodaux.
- August 17** – Touchdown Club Welcomes Saints Luncheon, Hyatt Regency New Orleans, 12:30 p.m.
- August 21** – Roster cut-down to maximum of 65 players on Active List by 3 p.m. (CDT).
- August 25** – Saints vs. Miami Dolphins, Superdome, 7 p.m. (WWL-TV).
- August 27** – Final roster reduction to 53 players by 3 p.m. (CDT).
- August 28** – After 3 p.m. (CDT), clubs may establish a Practice Squad of five players by signing free agents who do not have an accrued season of free agency credit or who were not on the 45-player Active List for less than nine regular season games during their only Accrued Season(s). A player cannot participate on the Practice Squad for more than two seasons.
- September 3** – Saints regular season opener, vs. Detroit Lions, Superdome, 12 Noon (FOX).
- September 19** – Priority on multiple waiver claims is now based on the current season's standings.
- October 10** – NFL Trading Deadline. All trading ends by 3 p.m. (CDT).
- October 11** – Players with at least four previous pension-credited seasons are subject to the waiver system for the remainder of the regular season and post-season.
- November 7** – Deadline for clubs to sign by 3 p.m. (CDT) their drafted players, franchise and transition players and restricted and unrestricted free agents to whom June 1 tender was made. If such players are not signed by this date, they are prohibited from playing in the NFL in 2000.
- November 25** – Deadline for reinstatement of players in Reserve List categories of Retired, Did Not Report, and Exclusive Rights.
- December 22** – Deadline for waiver requests in 2000, except for "special waiver requests" which have a 10-day claiming period, with termination or assignment delayed until after the Super Bowl.
- December 26** – Clubs may begin signing free agent players for the 2001 season.
- December 30-31** – Wild Card Playoff Games.
- January 6-7, 2001** – Divisional Playoff Games.
- January 14, 2001** – AFC and NFC Championship Games.
- January 28, 2001** – Super Bowl XXXV, Raymond James Stadium, Tampa, Fla.
- February 4, 2001** – AFC-NFC Pro Bowl, Honolulu, Hawaii.


PLAYERS



Saints quarterback Jeff Blake prior to the May 2000 Mini Camp.



2000 SAINTS VETERANS



69 TOM ACKERMAN


Center/Guard Year With Saints: 5 Year in NFL: 5
 Ht: 6-4 Wt: 290 College: Eastern Washington
 Born: September 6, 1972 at Bellingham, Washington
 Joined Saints: Draft Choice No. 5b, 1996

PRO: Was the 145th player selected in the draft and the first player ever selected by the Saints from Eastern Washington. Assets include strength, quickness and versatility along the offensive line. **1999** — Appeared in all 16 games on the year, starting eight, including seven at left guard and one at right guard...saw action at center vs. Atlanta, 10/10, started at RG vs. Tampa Bay, and at LG in game 7, games 9-13, and game 16...also played on special teams. **1998** — Appeared in 15 games on the year, starting 10 at center...first NFL start came at Atlanta, 10/18, and started every contest through game 15...saw action primarily on special teams in the first five contests, also seeing action at center in the fifth game, dressed but did not play for the season finale. **1997** — Appeared in 14 games and was inactive for two...majority of action came on special teams. **1996** — Appeared in two games and was inactive for 14...first NFL action came at Houston 11/10, saw action on special teams as well as on offense as a tackle eligible in short-yardage situations...played extensively as second tight end with injuries to starters at Atlanta 11/17.

COLLEGE: Began his college career as a tight end before moving to the offensive line in his red-shirt season of 1991...also played both tackle spots, guard and also served as a deep snapper in his four years with the Eagles...was a second-team All-Big Sky Conference selection in 1994 when he opened five contests at right tackle, four on the left side and two at center...started all year at left guard in 1995 and was a unanimous first-team all-conference choice and a third-team Division I-AA All-America by the AP...majored in liberal studies.

PERSONAL: Earned All-State honors at Nooksack Valley (Wash.) High School...played linebacker and tight end and earned all-county accolades as a sophomore, and offensive honors as a junior...lettered four times in football, basketball and baseball...lives in Kenner...he and his wife, Erin, have two daughters (Riley Rachelle and Alexis Jade)...full name is Thomas Michael Ackerman.

GAMES STARTED/PLAYED: (1996, 0/2); (1997, 0/14); (1998, 10/15); (1999, 8/16). Totals 18/47.



18 JEFF BLAKE

Quarterback Year With Saints: 1 Year in NFL: 9
 Ht: 6-0 Wt: 210 College: East Carolina
 Born: December 4, 1970 at Daytona Beach, Florida
 Joined Saints: Unrestricted Free Agent (Cincinnati), 2000

PRO: Originally drafted by the New York Jets in the sixth round (166th overall) of the 1992 NFL Draft. Acquired off waivers by the Bengals, 8/29/94. Signed as an unrestricted free agent by the Saints, 2/11/00. **1999** — Opened '99 season in No. 1 QB role for Bengals and started games 1-4...did not play in games 5-6 and played as a reserve in games 7-8...returned to starting role in game 9, 11/7 at Seattle, and remained in starter's role the remainder of the season...posted his highest totals since 1996 in all major passing categories...rushing total of 332 yards was Bengals record for a QB, breaking Ken Anderson's team record...led offense to 146-point output over games 11-14 to tie club record for most points in four consecutive games...led three-game winning streak over Pittsburgh, Cleveland and San Francisco in games 12-14, posting a 109.9 passer rating over the three games with 47 completions in 80 attempts for 751 yards, 6 TDs and 1 INT...named AFC Offensive Player of the Week for his performance 12/5 vs. 49ers and earned coaches' offensive game ball...with 16 TD passes and 12 INT on the season, maintained Bengals' career-best ratio of TDs to INT (minimum 500 attempts). Blake's career differential was 93-62 for a ratio of 1.5 -to- 1. Boomer Esiason ranks second at 1.43-to-1 (187 TDs; 131 INT) and Ken Anderson ranks third at 1.23-to-1 (197 TDs; 160 INT)...Blake's top game on the season was 44-30 victory 12/5 vs. San Francisco, when he earned AFC Offensive Player of the Week honors with 21-for-30

passing for 334 yards, 4 TDs and no INT...earned AFC Offensive weekly honors for third time in his career...had TD passes vs. 49ers of 11 yards to Carl Pickens, 58 to Darnay Scott, 12 to Corey Dillon and 13 to Pickens...49ers game was third 4-TD game of Blake's career; Bengals won all three games, and Blake suffered no interceptions in any of the three...Blake's other 4-TD games came in wins of 34-31 vs. Houston on 11/13/94 and 41-31 vs. Atlanta on 11/24/96...threw for 3 TDs with 2 INT in 34-31 loss 11/21 vs. Baltimore, as offense topped 30-point mark for first time since season opener...followed the Baltimore performance by leading 11/28 victory in Pittsburgh that halted six-game losing streak; led Bengals to 14-0 first-quarter lead at Pittsburgh with season-long 76-yard TD pass to Darnay Scott and a 4-yard TD run...threw 52-yard TD pass to Darnay Scott with no INT in 44-28 victory 12/12 vs. Cleveland...threw 75-yard TD pass to Carl Pickens on 11/7 at Seattle...averaged 268.8 passing yards over a five-game stretch in games 9-13, the first five games he started after Smith's injury...led offense to 400-plus yards in each game of three-game win streak, with totals of 415 on 11/28 at Pittsburgh, 476 on 12/5 vs. San Francisco and 459 on 12/12 vs. Cleveland...with back-to-back 44-point games vs. San Francisco and Cleveland, led offense to most points (88) over two consecutive games since 1985...Blake's 332 rushing yards topped previous Bengals record of 320 set by Ken Anderson in 1981...passed 15,000-yard mark in career passing yardage during 12/26 Baltimore game, finishing season with 15,174 career yards. **1998** — Was in No. 2 QB role for games 1-10, and saw brief action behind Neil O'Donnell in Games 3-4 and 6-7 and 10...was designated No. 3 QB on inactive list for games 11-12, after Paul Justin was promoted from No. 3 to No. 1 and O'Donnell was placed in No. 2 role...returned to No. 2 role behind starter O'Donnell for game 13 on 12/6 vs. Buffalo, and played briefly in fourth quarter after O'Donnell was sidelined with season-ending hand fracture...returned to No. 1 role for game 14 on 12/13 at Indianapolis and game 15 on 12/20 at Pittsburgh...suffered chipped bone in right wrist (passing hand) in Pittsburgh game and placed 12/24 on Injured Reserve list, missing season finale vs. Tampa Bay...posted Bengals' most passing yards of the season with his 367-yard effort while leading 25-24 victory at Pittsburgh on 12/20...Blake's only game with more yards was Oct. 6, 1994, when he passed for 387 at Seattle...completed 20 of 36 passes at Pittsburgh, with 1 TD and 1 INT...TD pass at Steelers was 61 yards to Darnay Scott, putting Bengals ahead 22-21 in fourth quarter...directed 12-play, 62-yard drive to winning FG after Steelers had taken 24-22 lead...rushed for 49 yards at Pittsburgh, most by a Bengals QB all season, and his combined rush-pass yardage of 416 in that game was 98 more than second-best total of 318 (by Neil O'Donnell in OT on 9/13 at Detroit)...in first of Blake's two starts, 12/13 at Indianapolis, he completed 16-of-29 for 180 yards, 1 TD and no INTs...TD pass at Indy was 6-yarder to Carl Pickens in third quarter, Blake's 43rd career TD connection with Pickens...also had a 67-yard TD pass to Pickens in fourth quarter 9/27 at Baltimore...entered Baltimore game late in third quarter after O'Donnell was sidelined with bruised ribs. **1997** — Started games 1-11...played every offensive snap in Games 1-4, 6-9 and 11...was No. 2 QB behind Boomer Esiason and did not play in games 12-16...led offense on three TD drives in fourth quarter of season opener vs. Arizona as Bengals rallied from 21-3 deficit for 24-21 victory...Blake's 6-yard TD pass to Carl Pickens gave Bengals 22-21 lead over Cardinals with 0:38 remaining, and Blake added game's final points with two-point conversion pass to TE Tony McGee...led Bengals in rushing with 34 yards (on 3 carries) 9/7 at Baltimore, and threw 8-yard TD pass to Pickens for game's first score...had 48-yard pass to Pickens on 9/21 at Denver, and tossed 7-yard pass to McGee for game's first score...threw TDs of 50 yards to Pickens and 26 to Darnay Scott on 9/28 vs. Jets...gained team-leading and 75 yards rushing (on 11 attempts) Oct. 5 at Jacksonville, scoring 8-yard run in third quarter...suffered only 1 interception in four-game stretch of games 3-6...scored on 4-yard TD run with 1:53 remaining Oct. 26 at N.Y. Giants, closing deficit to 29-27, but comeback fell short as two-point conversion pass intended for Pickens failed; passed for 39-yard TD to David Dunn with 0:06 remaining in half, giving Bengals 21-10 halftime lead...in 11/2 win vs. San Diego, gave Bengals first lead at 10-7 with 15-yard pass to Pickens, and scored eventual winning TD on 13-yard run in fourth quarter for 38-24 lead...passed 15 yards to Tony McGee for game's first score 11/9 at Indianapolis, but shaken up briefly on sack by Dan Footman in first series of third quarter; did not return as Boomer Esiason finished game...posted highest passing accuracy of the season (15 of 21, 71.4%) 11/16 at Pittsburgh, and had no INT for third straight game. **1996** — His 308 completions were second-most in club history, behind only his 326 in 1995...passing yardage total of 3624 was 4th-best in club annals...directed offense to NFL-best 372.6 yards per outing over final eight games...differential between TD passes and interceptions (24-14) was plus-10 or higher for second straight season; only previous instance of a Bengals QB going plus-10 or better two straight years was Boomer Esiason in 1988-89...as Bengals went 4-1 over last 5 games, Blake completed 105 of 172 passes (61%) for 1376 yards (275.2 per game), 13 TDs and 3 INT...named AFC Offensive Player of Week after performance 12/8 vs. Baltimore, when he completed 26 of 42 (62%) for 272 yards, 2 TDs and no INT; 26 completions marked season-high...directed 11-play, 68-yard drive for the winning touchdown in the fourth quarter vs. Baltimore, ending with a one-yard pass to Tony McGee...had season highs in yards (349) and TD passes (4) with no INT in victory 11/24 vs. Atlanta; passed for 183 yards in 1st quarter vs. Falcons; Atlanta game featured 61-yard TD pass from Blake to Carl Pickens, Bengals' longest pass play of season...led the offensive side of biggest road comeback in Bengals history on 11/3 at Baltimore, when Cincinnati overcame 21-3 deficit to win 24-21; Blake scored on a 4-yard run to narrow Baltimore lead to 21-16, passed to Carl Pickens for two-point conversion, then directed two field goal drives to complete team's comeback...had season-high 77% completions (23 of 30) on 10/13

at Pittsburgh...threw 9-yard TD pass to Tony McGee with 5:27 to play for winning score 12/22 vs. Indianapolis...led offense to four 400-yard games, including 463 vs. Atlanta and 485 at Jacksonville on successive weeks; also led 433-yarder at Baltimore and 441-yarder vs. Indianapolis...season rushing yardage of 317 was second-most in club history by a QB, behind only Ken Anderson's 320 in 1981; Blake became first QB in Bengals history to rush for 300 yards in consecutive seasons, having gained 309 in 1995...had rushing TDs of 2 yards on 9/29 vs. Denver and 4 yards on 11/3 at Baltimore...had 50 rushing yards on 6 carries 12/1 at Jacksonville, logging season highs for yards and yards-per-carry (8.3)...started every game, and played every offensive snap in 13 games...played 97.3% of total offensive snaps (1059 of 1088)...1059 scrimmage snaps played was second on team to OL Rich Braham...only time lost to injury came 10/27 vs. Jacksonville, when he missed game's final two series with abdominal and back bruising; returned 11/3 to start at Baltimore. **1995** — Threw often, with club-record 567 attempts...his plus-11 differential in TD passes (28) to interceptions (17) was just one off the AFC-best performance of plus-12 by John Elway and Jim Harbaugh...elected to AFC Pro Bowl squad as No. 2 QB vote-getter behind Dan Marino; named to start Pro Bowl when Marino withdrew due to injury...connected with Pittsburgh's Yancey Thigpen for Pro Bowl-record 93-yard TD pass...passer rating of 82.1 was Bengals' highest since Boomer Esiason's 92.1 in 1989...passed for one or more TDs in Games 1-14 and set club record with 21 straight games with a TD pass, dating back to last 7 games of 1994 season...AFC-leading 28 TD passes was two better than 2nd-place John Elway...Blake was first Bengal to lead AFC in TD passes since Boomer Esiason in 1989, and fell one short of Ken Anderson's club-record 29 TD passes in 1981...passing yardage total of 3822 was 2nd in AFC to Elway's 3970 and 2nd in Bengals history to Esiason's 3959 in 1986... through 10/29 game vs. Cleveland, Blake had led offense to nine straight games of 300-plus yards, tied for Bengals' longest streak since 1986...threw for 6 TDs and no INT in two games vs. division champ Pittsburgh, going 3-0 in each game...had career-high 81.8% completions (18-for-22) while leading 27-9 victory 10/19 at Pittsburgh...also had 3 TDs and no INT on 9/24 vs. Houston and on 10/1 vs. Miami...TD pass of 88 yards to Darnay Scott 9/17 at Seattle was AFC's longest completion in 1995 and stands as longest in Blake's career...passed 5 yards to Carl Pickens for game-winning TD 11/26 at Jacksonville, lifting Bengals from 13-10 deficit to 17-13 lead with 0:17 left in 4th quarter...led Bengals to tie for biggest comeback in team history 12/24 vs. Minnesota, completing 19 of 26 for 196-2-1 in second half as Bengals rallied from 24-3 deficit to win 27-24...passed for 200-plus yards in 15 of 16 games, missing only 11/5 vs. Oakland (159)...one of 11 Bengals to start all 16 games...took every offensive snap in 13 games. **1994** — Acquired by Bengals on waivers Aug. 29...inactive third QB for Games 1-6...also designated third QB for Game 7, 10/23 at Cleveland, but made brief Bengals playing debut in that game after injuries to David Klingler and Don Hollas...in Bengals starting debut 10/30 vs. Dallas, passed for 2 TDs, 0 INT and 243 net yards, Bengals' most net yards in last 16 games...starter for team's first victory 11/6 at Seattle, producing most passing yards (387) and directing most total offense (496) since 10-7-90, span of 68 games; Named AFC Offensive Player of the Week...passed for 4 touchdowns 11/13 vs. Houston, first Bengals quarterback to notch 4 since Boomer Esiason on 12-17-89...named AFC Offensive Player of Month for November...led AFC passing ratings with 90.7 mark through games of Week 13 (11/27-28)...directed comeback from 27-10 deficit in 33-30 season finale victory over Philadelphia; threw for two TDs and had key run of 16 yards on fourth-and-16 in fourth quarter...his eight completions of 50-plus yards were most in NFL...passing total of 741 yards from Seattle and Houston games ranks as most in Bengals history for back-to-back games. **1993** — Saw action in preseason, but was on Jets inactive list for all 16 games, backing up Boomer Esiason and Browning Nagle. **1992** — Drafted by N.Y. Jets in sixth round (166th overall)...played in 3 games as a rookie, completing 4 of 9 passes...made NFL debut 11/29 vs. Kansas City and went 3-for-3 passing...inactive for games 1-9 and game 11...active but DNP in games 10 and 14-15.

PRO BOWL SELECTIONS: Selected as AFC No. 2 quarterback following 1995 season, and named as game starter when Dan Marino withdrew due to injury.

COLLEGE: Set or tied 32 ECU records while passing for 5133 yards and posting TD/INT ratio of 43/20...led Pirates to an 11-1 mark as a senior and school's highest-ever ranking in the polls (9th)...honorably mention All-America by Associated Press and Football News ...finished 9th in 1991 Heisman Trophy balloting.

PERSONAL: Born in Daytona Beach, Fla., but hometown is Sanford, Florida, where he attended Seminole HS...off-season residence is Orlando, Florida...he and wife Lewanna, have three sons: Emory, 8, Torre, 6 and Trey, 4...son of Emory Blake, who played in CFL for Toronto and was Jeff's coach in high school...Godson of baseball star Tim Lincecum...brother-in-law of former ECU teammate Robert Jones, LB for Miami Dolphins...hobbies include weight training and jet skiing.

Year	GS/GP	PASSING						RUSHING			
		Att.	Comp.	Yds.	Int.	LG	TD	No.	Yds.	LG	TD
1992 (N.Y.J.)	0/3	9	4	40	1	19	0	2	-2	1	0
1993 (N.Y.J.)	0/0	0	0	0	0	0	0	0	0	0	0
1994 (Cin.)	9/10	306	156	2154	9	76	14	37	204	16	1
1995 (Cin.)	16/16	567	326	3822	17	88t	28	53	309	30	2
1996 (Cin.)	16/16	549	308	3624	14	61t	24	72	317	18	2
1997 (Cin.)	11/11	317	184	2125	7	50t	8	45	234	16	3
1998 (Cin.)	2/8	93	51	739	3	67t	3	15	103	18	0
1999 (Cin.)	12/14	389	215	2670	12	76t	16	63	332	16	2
Totals	66/78	2230	1244	15174	60	88t	93	287	1497	30	10

ADDITIONAL STATS: Passed for 2 two-point conversion, 1994. Fumbles recovered (5): 1989, 1; 1990, 2; 1997, 2.

CAREER HIGHS

Attempts: 46, twice (most recently at Cleveland, 12/17/95)
 Completions: 31, at Seattle, 11/6/94
 Comp. Pct: 81.8, 10/19/95 at Pittsburgh (18-22)
 Yards Passing: 387, at Seattle, 11/6/94
 Long Pass: 88t, at Seattle, 9/17/95
 TDs Passing: 4, 3 times (most recently vs. San Francisco, 12/5/99)
 Interceptions: 3, twice (most recently vs. Pittsburgh, 11/10/96)
 Rushes: 11, 3 times (most recently at Pittsburgh, 11/28/99)
 Yards Rushing: 90, at Tennessee, 9/12/99
 Long Run: 30, at Houston, 11/12/95
 Touchdowns: 1, 10 times (most recently at Pittsburgh, 11/28/99)



10 DOUG BRIEN

Kicker Year With Saints: 6 Year in NFL: 7
Ht: 6-0 **Wt:** 185 **College:** California
Born: November 24, 1970 at Bloomfield, New Jersey
Joined Saints: Free Agent, 1995

PRO: Originally selected by San Francisco as the first of two third-round picks in the 1994 draft (85th overall). Was waived by the 49ers 10/16/95 and signed by the Saints 10/31/95. Converted 148 consecutive PATs, dating back to 10/9/94, and 88 consecutive with the Saints until snapping his streak in the 1999 season-opener. Ranks second all-time on the Saints with 407 career points scored. Ranks first all-time in team history in field goal success rate with 83.3% from 1995-99 (100/120). Has converted second-most field goals in team history (100). Had not missed a field goal of under 40 yards since 9/29/96, at Baltimore, a string of 34 straight, before pushing a 38-yard attempt wide left, vs. Atlanta, 10/10/99, which marks the third-longest string in franchise history. Is tied for first in the NFL among active kickers, converting 70.0% field goal attempts of 50+ yards. Conversion percentage also is tied for second-best all-time. He is the fifth-most accurate FG kicker by percentage (80.3%) in NFL history. **1999** — Led the Saints with 92 points on the year, hitting on 24-of-29 field goals and 20-21 PAT...point total tied for second-most in a single-season in his career...field goal conversion percentage of 82.8% was his lowest conversion percentage since 1996, when he posted an 84.0% (21-25)...29 field goal attempts tied the most in a single season of his career, equaling his attempt total of 1995...24 conversions marked a new career-best...booted 20/21 PAT attempts, which included his first miss as a Saint and only the third of his career...attempted a career-high five field goals at St. Louis, 11/28, converting four, earning him NFC Special Teams Player of the Week nomination...converted his two 50+ field goal attempts, hitting a 52-yard attempt at Jacksonville, 11/21 and a 51-yard attempt at St. Louis, 11/28...attempted four field goals vs. Cleveland, 10/31, converting three...punted once for 20 yards at Chicago, 10/3, which was downed inside-the-20. **1998** — Continued to establish himself as one of the league's most accurate kickers, converting on career-best 90.9% of his field goal attempts (20-22), which ranked third in the NFL, and marked the most prolific conversion rate in team history...he also converted on all 31 PAT attempts on the year...was voted as a first alternate to the Pro Bowl...was twice nominated for NFC Special Teams Player of the Week, vs. Tampa Bay, 10/25, when he scored all nine of the Saints points in the 9-3 victory, and vs. Atlanta, 12/13, when he connected on

two 53-yard field goals and scored eight total points...from game 1, at St. Louis through his second kick at San Francisco, 11/22, connected on a string of career-best 14 consecutive field goals...connected on a career-best 56-yard field goal vs. Carolina, 9/13...also hit a season-high 3-3 vs. Tampa Bay, 10/25, including one from 50 yards out...again scored team-leading 91 points on the year. **1997** — Continued to prove to be a valuable asset to the Saints as one of the NFL's most-accurate kickers, converting all 22 PATs and 23 of 27 field goals on the year...85.2% field goal accuracy was good for the fourth-most accurate season percentage in team history at the time (now ranks fifth) and was tied for third-best in the NFC...was voted as an alternate to the Pro Bowl...was 3-3 on field goals three times during the season, including converting two from 50+ at Carolina, 11/30, and was voted NFC Special Teams Player of the Week...91 points on the year tied for ninth in the NFC in scoring...kicked three game-winning field goals on the season, in the span of four weeks, at Oakland, 11/9; in overtime vs. Seattle, 11/6, in the shortest overtime period in NFL history; and at Carolina, 11/30...53-yard field goal at St. Louis, 8/31, was the second-longest field goal of his career (at the time, now is third-longest)...was 4-5 from 50+ yards. **1996** — In his first full season with New Orleans, proved to be one of the most valuable kickers in the NFL...connected on all 18 PATs and 21 of 25 field goals on the year...field goal success rate of 84% was the best by a Saint since Morten Andersen connected on 85.3% in 1992...kicked three field goals of more than 50 yards, including a long of 54 yards against Chicago 10/13...54-yarder was a career-long (at the time, now second-longest) and secured the victory 27-24, to notch the second victory of the season...three 50+ field goals marked the first Saint to accomplish this since Morten Andersen in 1992...led the team in scoring with 81 points...connected on a 51-yard field goal at Cincinnati 9/15, one of three successful field goal tries on the day...51-yarder also marked his best as a Saint and tied a career-long to that point...hit on a 51-yard field goal at Giants 12/15 in 17-3 victory...had a 41-yard attempt blocked versus Atlanta 12/8, the first of his career. **1995** — Opened the season with the 49ers, where he played the first six games before being waived 10/16...was signed by New Orleans 10/31...nailed a career-long 51-yard field goal in his final game with the 49ers, at Indianapolis 10/15...in his first game with New Orleans, vs. St. Louis 11/5, connected on all four field goals, including a pair from over 40 yards (42,47), as Saints went on for 19-10 victory...13 points equaled a career-best...was also named NFC Special Teams Player-of-the-Week for the second time in his career...25-yard field goal with 6:33 to play proved to be winning margin in 17-14 decision over Indianapolis, 11/12...also recorded a tackle on kickoff coverage, at Jets 12/24. **1994** — Led the 49ers in scoring his rookie season with 105 points, the highest total by a 49er since 1989 when Mike Cofer had 111...established club records for PATs (60) and PATs attempted (62)...75 percent accuracy rate (15-20) was the best by a 49er since Cofer's 80.6% mark (29-36) in 1989...was named NFC Special Teams Player-of-the-Week when he was 2-2 on field goals (33,47) and 4-4 on PATs in win at Rams, 9/18...hit a season-long 48-yarder, at New Orleans 11/28...posted a career-best 13 points on 3-4 FGs and 4-4 PATs, vs. Atlanta 12/4...recovered a fumble on a kickoff that led to a TD in NFC Championship Game win, vs. Dallas 1/15.

COLLEGE: Set the Golden Bear career record for field goals with 56, breaking the old mark of 50 established by former Cincinnati Bengal Jim Breech...is also Cal's all-time leader in scoring (288 points) and in FG accuracy (80.0, 56-for-80) ...earned All-Pac 10 accolades on two occasions...holds degree in political economies of industrial societies with a minor in conservation and resource studies.

PERSONAL: Was raised in the San Francisco Bay area city of Danville, California, where he attended De LaSalle High School...played just one year of football...lettered three times in soccer, and was an all-league choice each of his final two years...high school coach, Bob Ladouceur, was named the NFL High School Football Coach of the Year in 1995, based on Brien's nomination...has his own website on the internet - www.kicking.com - where he gives kicking tips to young players as well as providing information on his two charity organizations: Kick For Kids' Sake and the Leo Brien Foundation ... he is also producing the first-ever instructional kicking CD-ROM called "Click To Kick", which is available at the web site ... has teamed with Big Brothers/Big Sisters to form "Kicks for Kids Sake"...he and his wife, Shanti, reside in Oakland, California during the offseason...full name is Douglas Robert Zachariah Brien.

Year	GS/GP	PAT	1-19	20-29	30-39	40-49	50+	Tot.	LG	BK	Pts.
1994 (S.F.)	0/16	60-62	1-1	4-4	5-6	5-8	0-1	15-20	48	0	105
1995 (S.F.)	0/6	19-19	0-0	4-4	0-1	2-6	1-1	7-12	51	0	40
1995 (N.O.)	0/8	16-16	0-0	4-4	4-6	4-6	0-1	12-17	47	0	52
1995 (N.O./S.F.)	0/14	35-35	0-0	8-8	4-7	6-12	1-2	19-29	51	0	92
1996	0/16	18-18	0-0	4-4	9-10	5-7	3-4	21-25	54	1	81
1997	0/16	22-22	1-1	2-2	10-10	6-9	4-5	23-27	53	1	91
1998	0/16	31-31	0-0	7-7	3-3	6-6	4-6	20-22	56	1	91
1999	0/16	20-21	0-0	9-11	6-7	7-9	2-2	24-29	52	0	92
Totals	0/94	186-189	2-2	34-36	37-43	35-51	14-20	122-152	56	3	552
N.O. Totals	0/72	107-108	1-1	26-28	32-36	28-37	13-18	100-120	56	3	407

Playoffs

Year	GS/GP	PAT	1-19	20-29	30-39	40-49	50+	Tot.	LG	BK	Pts.
1994 (S.F.)	0/3	17-18	0-0	0-0	2-2	0-0	0-0	2-2	36	0	23

CAREER HIGHS

FG Attempts: 5, at St. Louis, 11/28/99
 FG Made: 4, twice (vs. St. Louis, 11/5/95, at St. Louis, 11/28/99)
 Extra Points: 6, at Atlanta, 10/16/94; vs. Denver, 12/17/94
 Points: 13, vs. Atlanta, 12/4/94; vs. St. Louis, 11/5/95
 Long FG: 56, vs. Carolina, 9/13/98

**NFL ALL-TIME FG%
CONVERSION LEADERS**

Player	FGM/FGA	Pct.
1. John Carney	245/300	81.7
2. Mike Hollis	133/163	81.6
3. Todd Peterson	128/158	81.0
4. Jason Hanson	194/201	80.5
5. DOUG BRIEN	122/152	80.3

**SAINTS SINGLE-SEASON FG
CONVERSION LEADERS**


Player	FGM/FGA	Pct.
1. Doug Brien, 1998	20/22	90.9
2. Morten Andersen, 1985	31/35	88.6
3. Morten Andersen, 1986	26/30	86.7
4. Morten Andersen, 1992	29/34	85.3
5. Doug Brien, 1997	23/27	85.2
6. Doug Brien, 1996	21/25	84.0
7. DOUG BRIEN, 1999	24/29	82.8

SAINTS ALL-TIME FG ACCURACY LEADERS

Player	FGM/FGA	Pct.
1. DOUG BRIEN, 1995-99	100/120	83.3
2. Morten Andersen, 1982-94	302/389	77.6
3. Garo Yepremian, 1979	12/16	75.0
4. Rich Szaro, 1975-78	37/58	63.8
5. Benny Ricardo, 1980-81	23/34	54.8

ALL-TIME NFL 50+ FG % LEADERS
(min. 10 FG att.)

Player	FGM/FGA	Pct.
1. Tony Zendejas	17/23	73.3
2. DOUG BRIEN, N.O.	14/20	70.0
Mike Hollis, Jax.	7/10	70.0
4. Mike Vanderjagt, Ind.	7/11	63.6
5. Jason Elam, Den.	22/36	61.1



51 PHIL CLARKE

Linebacker Year With Saints: 2 Year in NFL: 2
 Ht: 6-0 Wt: 241 College: Pittsburgh
 Born: January 9, 1977 at Miami, Florida
 Joined Saints: Free Agent, 1999

PRO: Originally joined the Saints as an undrafted free agent, 5/17/99, was waived, 9/5/99 and signed to the practice squad, 9/6/99. Was signed to the Saints active roster, 11/10/99, where he spent the remainder of the season. **1999** — In his first NFL appearance, saw action in eight games on the year, starting three, games 14-16, all at middle linebacker...posted 23 tackles on the season (18 solo), including a team-leading eight (six solo) in the season finale, at Carolina, 1/2/00...spent games 1-8 on the practice squad...also posted two tackles on special teams (1 solo).

COLLEGE: Played four years for the Pittsburgh Panthers, recording 242 tackles and eight sacks...in 1998, recorded 61 tackles (39 solo) and two sacks in eight starts, earning second-team All-Big East honors for the second consecutive year...had breakthrough year in 1997, when he made 124 tackles (86 solo) and five sacks, and was named Big East second-team...majored in communications.

PERSONAL: Earned three letters at South Miami Senior High School in Miami, Florida...finished prep career with 427 tackles, including 147 during his senior campaign, which led Dade county...from a family of 13 siblings (five brothers, eight sisters).



85 CAMERON CLEELAND

Tight End Year With Saints: 3 Year in NFL: 3
 Ht: 6-4 Wt: 272 College: Washington
 Born: August 15, 1975 at Sedro Woolley, Washington
 Joined Saints: Draft Choice No. 2, 1998

PRO: Originally a second round draft choice by the Saints (40th overall) in the 1998 NFL Draft. Good blend of size and strength. **1999** — Saw action in 11 games, starting eight on the year...dressed, but did not play at Jacksonville, 11/21, and was inactive for games 1, 6, 9 and 16...time missed was due to various injuries...finished fifth on the team with 26 receptions...yardage total of 325 yards was fourth on the club...scored lone receiving touchdown vs. St. Louis, 12/12, on his only reception of the game...seven receptions vs. Tennessee, 10/17, was tied for the game and team-high...84 yards receiving in the Titans game also marked a season best. **1998** — Turned in one of the most prolific seasons by a tight end in team history...had a team-leading 54 receptions for 684 yards, which ranked second on the squad...was voted a second alternate to the NFC Pro Bowl team...six receiving touchdowns ranked first on the team and tied WR Danny Abramowicz (1967) for the most touchdown receptions by a rookie and tied for second in touchdown receptions by a tight end in team history...54 receptions tied the team's rookie record, and were the second-most in team history by a tight end (Wesley Walls, 57 - 1995)...in week 17, was nominated for NFC Offensive Player of the Week when he caught a team season-high 10 receptions vs. Buffalo, 12/27, for 112 yards and a touchdown, which was just the second time in team history two players had 100+ yards receiving in the same game...had a game-winning 33-yard touchdown reception in overtime at Indianapolis, 9/27...caught a touchdown pass in six games on the year...was voted to numerous all-rookie teams.

COLLEGE: Left Washington ranked sixth among tight ends on the school's career-record list with 50 receptions... was an All-Pac 10 Conference first-team choice in 1997, starting 10 games, catching 19 passes for 276 yards (14.5 avg.) and two touchdowns...also lettered on the Huskies' baseball team as a first baseman, starting 24 of 28 games in 1994, batting .278 with three home runs...in 1993, helped the team compile a school season-record 48-16 mark as it advanced to the regional finals in the NCAA Championships...batted .400 in five games...sociology major.

PERSONAL: Scholastic Coach & USA Today All-American honorable mention at Sedro Woolley (Washington) High...rated one of the nation's premier tight ends...All-State selection by the Seattle Post-Intelligencer...two-time All-Northwest League first-team pick...caught 63 passes for 1,083 yards (17.2 avg.) and nine touchdowns during his career...selected for the East-West All-Star game...added All-League honors in basketball and baseball...team captain in all three sports...honor roll student...uncle, Phil Miskey, played in the Milwaukee Braves' Class AAA minor league baseball organization, 1956-58...full name is Cameron Ross Cleeland.

Year	GS/GP	No.	RECEIVING			
			Yards	Avg.	LG	TD
1998	16/16	54	684	12.7	53	6
1999	8/11	26	325	12.5	31	1
Totals	24/27	80	1009	12.6	53	7

CAREER HIGHS

Receptions: 10, vs. Buffalo, 12/27/98
 Receiving Yards: 112, vs. Buffalo, 12/27/98
 Long Reception: 53, at Carolina, 11/1/98
 TDs: 1, 7 times (last time vs. St. Louis, 12/12/99)



56 CHARLIE CLEMONS

Linebacker Year With Saints: 1 Year in NFL: 4
 Ht: 6-2 Wt: 250 College: Georgia
 Born: July 4, 1972 at Griffin, Georgia
 Joined Saints: Restricted Free Agent (St. Louis), 2000

PRO: Signed to an offer sheet by the Saints, 2/16/00, and was signed to a four-year contract, 2/19/00, after the St. Louis Rams declined to match the offer. Originally signed by the Rams, 2/19/97 as an unrestricted free agent, Clemons played three seasons in the Canadian Football League, for the Winnipeg Blue Bombers and Ottawa Rough Riders. A versatile player, can rush the passer and has been a standout on special teams. **1999** — Saw action in all 16 regular season games, with no starts...he recorded 44 tackles (28 solo), 3.0 sacks (20 yds.), one interception, five passes defended, one fumble recovery and 16 quarterback pressures...he was tied for the team lead with 23 special teams tackles (all solo) and recovered a fumble on special teams...he also saw action in all three postseason games, with no starts...posted five tackles, 2.0 sacks, one forced fumble and two special teams tackles...collected a career-high eight tackles (four solo) vs. Atlanta, 9/26, to go with his pass defended and quarterback pressure...posted five tackles (three solo) on defense, one sack (8 yards), one pass defended, two quarterback pressures at Atlanta, 10/17...recorded a team and career-high four special teams tackles at New Orleans, 12/12...recorded his first career interception, vs. New Orleans, 11/28, (0 yards). **1998** — Played in all 16 games for the first time in NFL career...had career highs in tackles (13), sacks (two), passes defended (two), quarterback pressures (five) and was second on the team in special teams tackles with a career-high 24...recorded first sacks of his career in week 3 at Buffalo, 9/20, with two...made season-high and career-high six tackles, including one tackle for loss, and two passes defended, in week 2, vs. Minnesota, 9/13...made season-high and career-high four special teams tackles in week 9, at Atlanta, 11/1...made at least one special teams tackle in final nine games of the season and 14 of 16 overall. **1997** — Played in five games on defense and special teams...placed on injured reserve 11/26 with hamstring injury...recorded five special teams tackles on the year. **1996** — Started 14 games and finished with 37 tackles, six sacks, four passes defended and two tackles for loss for Canadian Football League's Ottawa Rough Riders...named CFL Defensive Player of the Week after recording six tackles and four sacks against Saskatchewan, 10/13. **1995** — Played six games for the CFL's Winnipeg Blue Bombers and seven for Ottawa...traded to Ottawa after game nine...finished with 16 tackles, three sacks and two passes defended for Blue Bombers...had 28 tackles and three sacks for Rough Riders. **1994** — Played and started seven games for Winnipeg...finished with 28 tackles.

COLLEGE: Played two seasons at Georgia and finished with 171 tackles in 22 games...transferred to Georgia from Northeast Oklahoma Junior College...earned first team All-America JUCO honors after leading NEO to national championship in 1991...led team with 126 tackles, 12 sacks and five passes defended as sophomore...graduated with degree in recreation and leisure studies.

PERSONAL: Three-year starting middle linebacker at Griffin (Georgia) High...wants to teach grade school after football and has served as substitute teacher during offseasons...he and his wife, Wanda, have three children, daughter Briana and sons Joshua and Colton.

Year	GS/GP	TACKLES			SACKS	
		Tkl	Asst	Tot.	No.	Yards Lost
1997 (St.L.)	0/5	0	0	0	-	-
1998 (St.L.)	0/16	9	4	13	2	12
1999 (St.L.)	0/16	28	16	44	3	20
Totals	0/37	37	20	57	5	32
Playoffs						
Year	GS/GP	Tkl	Asst	Tot.	No.	Yards Lost
1999.	0/3	3	2	5	2	17

CAREER HIGHS

Tackles: 8, vs. Atlanta, 9/26/99

Solo Tackles: 4, 3 times (vs. Minnesota, 9/13/98; vs. Atlanta, 9/26/99; vs. Carolina, 11/14)

Sacks: 2, at Buffalo, 9/13/98

Yards Lost: 12, at Buffalo, 9/13/98 (two sacks)

ADDITIONAL STATISTICS

Interceptions (1): 1999, 1 (0 yards). Passes Defensed (7): 1998, 2; 1999, 5. Fumbles Recovered (1): 1999, 1. Special Teams Tackles (52): 1997, 5; 1998, 24; 1999, 23.

ADDITIONAL PLAYOFF STATISTICS

Forced Fumbles (1): 1999, 1. Special Teams Tackles (2): 1999, 2.



32 AARON CRAVER

Running Back Year With Saints: 3 Year in NFL: 10

Ht: 6-0 Wt: 220 College: Fresno State

Born: December 18, 1968 at Los Angeles, California

Joined Saints: Unrestricted Free Agent (San Diego), 1998

PRO: Signed by the Saints, 4/16/98, after spending 1997 with the San Diego Chargers. Originally a third-round selection (60th overall) by the Miami Dolphins in the 1991 NFL Draft, played with Miami, 1991-94. Played with the Denver Broncos, 1995-96, before signing with San Diego for the 1997 season. A tough, durable blocker, he is known for his all-purpose contributions as a runner, blocker and receiver. **1999** — Saw action in 13 games on the year, starting 10...was inactive for three games...had 17 carries for 40 yards on the season and caught 19 passes for 154 yards...returned one kickoff for three yards...recorded a personal season-high four receptions vs. Carolina, 9/12 and vs. Tennessee, 10/17...51 receiving yards at NY Giants, 10/24, marked his season best. **1998** — Proved to be one of the most consistent players on the offense...started 10 of the 16 games he played in on the year...was second on the team with 180 rushing yards on 45 carries...two rushing touchdowns led the Saints...was fourth on the Saints and first among running backs with 33 receptions for 214 yards and two touchdowns...returned seven kickoffs for 212 yards (30.3 avg.), including a 100-yard touchdown return at Minnesota, 11/8, the 3rd-longest return in team history...also added a receiving touchdown and a career-best 49-yard reception in that game as part of his 180 total yards on the day...became first player in team history to have touchdowns rushing, receiving and on a kickoff return in a season...recipient of the Saints 1998 Ed Block Courage Award, as voted on by his teammates, for courage in the face of adversity...also added two special teams tackles and attempted a pass, which was incomplete. **1997** — Craver started five of 15 games played at fullback with Chargers in 1997...finished season with 20 carries for 71 yards (3.6 avg) and long of 22 yards...also caught four passes for 26 yards (6.5 avg.) and long of 20 yards...returned three kickoffs for 68 yards (22.7 avg.) and long of 27 yards...was tied for second on team with nine tackles on special teams...had season-high five carries for 22 yards versus Indianapolis, 10/26...had season-long 22-yard run at Cincinnati, 11/2...had season long 20-yard reception versus Seattle, 11/9. **1996** — Denver's starting fullback for 15 of 16 regular-season games and one postseason contest in 1996...rushed for 232 yards on 59 carries (3.9 avg.), with

long of 28 and two touchdowns...also caught 39 passes for 297 yards (7.6 avg.), with long of 31 and one touchdown...receiving touchdown was a then-career-long 39-yard catch and run at Seattle, 9/8...started first five games of season before partially tearing his posterior cruciate ligament at Cincinnati, 9/29...injury occurred on Denver's first play from scrimmage...was inactive for San Diego game, 10/6...returned to starting lineup against Baltimore, 10/20, and started all 10 remaining games...opened season with 59 yards on seven carries and caught one pass for seven more yards vs. New York Jets, 9/1...his 28-yard first-quarter run tied his career-long...in game 2 at Seattle, 9/8, Craver started at fullback and gained 92 total yards from scrimmage with 47 yards on nine carries (5.2 avg.) and 45 yards on four receptions (11.3), including career-long 39-yard touchdown pass from John Elway...caught game-high six passes for 32 yards in regular-season finale at San Diego...started at fullback and caught three passes for 17 yards in AFC divisional playoff game versus Jacksonville, 1/4/97. **1995** — Craver played in all 16 games, starting 12 of last 13 for Broncos...finished season with 73 carries for 333 yards (4.6 avg.) and five touchdowns...added 43 receptions for 369 yards (8.6 avg.) and one touchdown...his 43 receptions were 11 more than he had during his first four years in league...also returned four kickoffs for 35 yards (8.8 avg.), and made one special teams tackle...made transition in training camp from tailback to fullback following emergence of rookie Terrell Davis...Craver responded by providing outstanding blocking all season for Davis, who put up 1,000-yard season...Craver scored two touchdowns in game for first time in career versus Arizona, 11/15 when he rushed for one and also caught first-career touchdown pass...also helped make history in that game, catching 19-yard pass from John Elway with 5:29 remaining in game that pushed Elway over 40,000-yard passing plateau...in season finale at Oakland, 12/24, Craver started at fullback and had best game of his career, setting career highs for both rushes (20) and yards (108), in addition to catching four passes for 38 yards...also scored one touchdown on one-yard run in second quarter. **1994** — Craver played in eight games for Miami with six rushing attempts for 43 yards and 24 receptions for 237 yards...also had two carries for 13 yards and six receptions for 43 yards in two playoff games...made his 1994 Dolphins' debut in a special teams role at Cincinnati, 10/2...was waived when Dolphins signed Cleveland Gary, 10/4...resigned, 11/9 by Miami when Keith Byars was placed on I/R list with knee injury...set two career highs against Buffalo, 12/4 with seven receptions for 67 yards...tied for team lead in receptions with five for 55 yards against Kansas City, including 28-yarder...matched his career high in receiving yardage against Detroit on Christmas Day with 67 yards on five catches...was second on team with four catches for 35 yards - including postseason career-long 15-yarder - in AFC Wild Card Game against Kansas City, 12/31...in AFC Divisional Playoff loss at San Diego, 1/8/95, he had one carry for 10 yards and two receptions for eight yards. **1993** — Craver suffered torn anterior cruciate ligament in his right knee in preseason practice, 8/10...placed on I/R, 8/23 after undergoing reconstructive knee surgery, 8/19. **1992** — Craver played in six regular-season games and both playoff games for Miami in 1992...finished season with three carries for nine yards and added eight kickoff returns for 174 yards (21.8 avg.) and long of 44 yards against Seattle, 9/27...suffered hamstring injury versus New England, 10/18 and was placed on I/R, 10/21...activated from I/R, 1/7/93 and ended up second-leading rusher for Miami in playoffs with 85 yards and one touchdown on 10 carries...also had three catches for 28 yards...had best postseason game of his career against San Diego, 1/10/93, in AFC divisional playoff game by leading team in rushing with career-high 72 yards on eight carries with one touchdown on career-long 25-yard run...also had one reception for 13 yards...in AFC championship game against Buffalo, 1/17/93, Craver had 13 yards on two carries and two receptions for 15 yards...also returned four kicks for 48 yards. **1991** — Craver played in 14 games as rookie for Miami in 1991...finished season ranked third on team in rushing with 20 carries for 58 yards and one touchdown and added eight receptions for 67 yards...ranked eleventh in AFC in kickoff returns with 19.2 average...saw action on special teams in his NFL debut at Buffalo 9/1, and returned four kickoffs for 65 yards...had 11 carries for 37 yards and his first NFL touchdown on seven-yard run against Indianapolis, 9/8...had 49-yard kickoff return at New England, 10/6, which was longest return by Dolphins' player in over two years.

COLLEGE: Two-year starter at Fresno State after transferring from El Camino Junior College...finished his Bulldog career with 449 rushes for 2,251 yards (5.0 avg.) and 26 touchdowns...added 57 receptions for 421 yards (7.2 avg.) and two scores...was named all-Big West Conference as senior when he rushed for 1,003 yards and 17 touchdowns on 224 catches (4.5 avg.), caught 34 passes for 259 yards, and returned three kicks for 60 yards...Craver became first player in school history to gain 1,000 yards rushing in consecutive seasons, as he had gained 1,248 yards with nine touchdowns on 225 carries as a junior (all school records), earning him honorable mention all-America honors from Sporting News...also selected first-team all-Big West that season as he added 23 receptions for 162 yards (7.0 avg.) and one score...also set school records for consecutive 100-yard rushing games (four) and most 100-yard rushing games in one season (eight)...spent 1987-88 seasons at El Camino Junior College, joining school there two years after graduating from high school...from 1985-86 he coached basketball, football and baseball at local park in Compton, California...originally planned to attend El Camino to play baseball but suffered ankle injury during tryouts and decided to switch to football...carried 285 times for 1,355 yards (4.8 avg.) and 14 touchdowns in two seasons at El Camino... named first-team all-Mission Conference as sophomore in 1988 when he carried 181 times for 845 yards (4.7 avg.) and 12 touchdowns...also

had 10 catches for 121 yards and 15 kickoff returns for 510 yards (34.0 avg.), including 96-yard score...as freshman he carried 104 times for 510 yards (4.9 avg.) with two touchdowns.

PERSONAL: Born Aaron LaRenze Craver December 18, 1968, in Los Angeles, California...suffered from asthma attacks as child that limited his involvement in outdoor sports until he was 10...instead of sports, Aaron concentrated on academics and skipped sixth grade to jump directly into junior high school...at pre-draft workout in April, 1991, administered emergency first aid to Dallas Cowboys' running backs coach Joe Brodsky...Craver put warmup clothing under Brodsky's head and pinched his jaw to keep him from swallowing his tongue...Craver learned first aid in public health course he took at Fresno State...majored in liberal arts...Craver is one of seven children...Aaron and his wife, Dawn, have a son Jalen, and daughters, Kyndol and Maia ... the family resides in Huntington Beach, California.

Year	GS/GP	RUSHING					RECEIVING			
		No.	Yards	Avg.	LG	TD	No.	Yards	LG	TD
1991 (Mia.)	0/14	20	58	2.9	7t	1	8	67	25	0
1992 (Mia.)	0/6	3	9	3.0	8	0	0	0	0	0
1993 (Mia.)	Spent season on I/R									
1994 (Mia.)	0/8	6	43	7.2	19	0	24	237	28	0
1995 (Den.)	12/16	73	333	4.6	23	5	43	369	32	1
1996 (Den.)	15/15	59	232	3.9	28	2	39	297	39t	0
1997 (S.D.)	5/15	20	71	3.6	22	0	4	26	20	0
1998	10/16	45	180	4.0	25	2	33	214	49	2
1999	10/13	17	40	2.4	8	0	19	154	29	0
Totals	52/103	243	966	4.0	28	10	170	1364	49	4

Year	GS/GP	RUSHING					RECEIVING			
		No.	Yards	Avg.	LG	TD	No.	Yards	LG	TD
1992	0/2	10	85	8.5	25t	1	3	28	13	0
1994	0/2	2	13	6.5	10	0	6	43	15	0
1996	1/1	0	0	0	0	0	3	17	7	0
Totals	1/5	12	98	8.2	25t	1	12	88	15	0

Year	No.	Kickoff Returns			
		Yards	Avg.	LG	TD
1991	32	615	19.2	49	0
1992	8	174	21.8	44	0
1993	Spent season on I/R				
1994	0	0	0.0	0	0
1995	7	50	7.1	19	0
1996	0	0	0.0	0	0
1997	3	68	22.7	27	0
1998	7	212	30.3	100t	1
1999	1	3	3.0	3	0
Totals	58	1122	19.3	100t	1

Year	No.	Kickoff Returns			
		Yards	Avg.	LG	TD
1992	5	66	13.2	22	0

CAREER HIGHS

Rushes: 20, at Oakland, 12/24/95
 Rushing Yards: 108, at Oakland, 12/24/95
 Rushing Long: 28, twice, Last: vs. Seattle, 12/1/96
 Rushing TDs: 1, 10 times, Last: vs. Buffalo, 12/27/98
 Receptions: 7, vs. Buffalo, 12/4/94
 Receiving Yards: 67, vs. Buffalo, 12/4/94
 Receiving Long: 49, at Minnesota, 11/8/98
 Receiving TDs: 1, four times, Last: vs. Dallas, 12/6/98

POSTSEASON CAREER HIGHS

Rushes: 8, vs. San Diego, 1/10/93
 Rushing Yards: 72, vs. San Diego, 1/10/93
 Rushing Long: 25t, vs. San Diego, 1/10/93
 Receptions: 4, vs. Kansas City, 12/31/94
 Receiving Yards: 35, vs. Kansas City, 12/31/94
 Receiving Long: 15, vs. Kansas City, 12/31/94

ADDITIONAL STATISTICS

Passing Attempts (2): 1, at Cincinnati, 9/29/96; 1, at Indianapolis, 9/27/98



12 JAKE DELHOMME

Quarterback Year With Saints: 2 Year in NFL: 2
 Ht: 6-2 Wt: 205 College: Louisiana-Lafayette
 Born: January 10, 1975 at Lafayette, Louisiana
 Joined Saints: Free Agent, 1997

PRO: Originally signed by the Saints as a rookie free agent, 6/10/97. Was waived, 8/18/97, but later re-signed to the practice squad, 11/19/97. Was signed to a one-year contract, 12/29/97. Signed a second one-year deal, 1/27/99. Spent the spring of 1999 with the Frankfurt Galaxy of NFL Europe, where he split time as the starting quarterback for the Galaxy, finishing near the top of NFL Europe in passing. **1999** — Was signed, 1/27, but was waived, 9/5...was signed to the active roster, 11/23 and designated as third quarterback for his first two games, at St. Louis, 11/28 and at Atlanta, 12/5. . .was inactive for the next two games, vs. St. Louis, 12/12 and at Baltimore, 12/19...saw action in final two games on the year, starting both...started and won his first NFL contest, vs. Dallas, 12/24...completed 16 of 27 passes for 278 yards and two touchdowns, with one interception, and rushed for another touchdown in Saints 31-24 victory, earning him NFC Offensive Player of the Week nomination...also was the starting quarterback for the season finale at Carolina, 1/2/00...threw a team season-high 49 attempts in that contest, completing 26 for 243 yards...set a new team record for most passing and running plays attempted at Carolina, when he combined for 57 (49 passing), eclipsing the mark of 56 (55 passing) set by Jim Everett, 9/25/94 at San Francisco...on the year, completed 42 of 76 for 521 yards and three touchdowns with five interceptions...also rushed 11 times for 72 yards and two touchdowns. **1998** — Spent the first five games of the season as the designated 3rd quarterback...was waived, 10/14, and signed to the practice squad, 10/15, where he spent the remainder of the season...in preseason action, completed 13 of 31 passes for 164 yards and one touchdown and two interceptions...also rushed five times for 45 yards. **1997** — Was signed as a rookie free agent, 6/10, and waived following training camp, 8/18, and later signed to the practice squad, 11/19, where he spent the remainder of the season...played for the Amsterdam Admirals of NFL Europe in the spring of 1998.

COLLEGE: Finished collegiate career as Louisiana's all-time career passing leader, throwing for 9,216 yards in his four years for the University of Louisiana-Lafayette...led the Ragin' Cajuns to three straight winning seasons in his four years as a starter...started the last 43 consecutive games of his college career, which was the longest streak among active quarterbacks in the nation...finished his career ranked 22nd on the NCAA all-time top 25 career passing list, and ranked 28th among the NCAA's all-time career total offense leaders...majored in health and physical education.


PERSONAL: Attended Teurlings Catholic High School in Lafayette, Louisiana...was named Most Valuable Player two straight seasons as a quarterback and defensive back and was named all-state as a defensive back...finished his high school career with 7,423 yards in total offense and 81 touchdowns...married (Keri).

Year	GS/GP	PASSING						RUSHING			
		Att.	Comp.	Yds.	Int.	LG	TD	No.	Yds.	LG	TD
1999	2/2	76	42	521	5	51t	3	11	72	27	2
Totals	2/2	76	42	521	5	51t	3	11	72	27	2

CAREER HIGHS

Attempts: 49, at Carolina, 1/2/00
 Completions: 26, at Carolina, 1/2/00

Comp. Pct: 59.3, vs. Dallas, 12/24/99 (16-27)
 Yards Passing: 278, vs. Dallas, 12/24/99
 Long Pass: 51ft, vs. Dallas, 12/24/99
 TDs Passing: 2, vs. Dallas, 12/24/99
 Interceptions: 4, at Carolina, 1/2/00
 Rushes: 8, at Carolina, 1/2/00
 Yards Rushing: 78, at Carolina, 1/2/00
 Long Run: 27, at Carolina, 1/2/00
 Touchdowns: 1, twice (vs. Dallas, 12/24/99; at Carolina, 1/2/00)



55

MARK FIELDS

Linebacker Year With Saints: 6 Year in NFL: 6
 Ht: 6-2 Wt: 244 College: Washington State
 Born: November 9, 1972 at Los Angeles, California
 Joined Saints: Draft Choice No. 1, 1995

PRO: Was selected in the first round (13th overall, first linebacker) of the 1995 draft, the first time the Saints had tabbed a linebacker in the first round since Alvin Toles in 1985. An excellent athlete who plays with a great deal of intensity and aggressiveness. One of the fastest linebackers in the NFL. **1999** — Started and appeared in 14 games on the year and was inactive for two...missed game vs. Cleveland, 10/31 and vs. Tampa Bay, 11/7 due to back injury...despite injuries, which hampered him the remainder of the season, finished third on the club with 81 tackles (63 solo), including four sacks (20 yards)...also posted his first career interceptions (2-0 yds.), four passes defended, two forced fumbles and one fumble recovery...was voted an alternate to the NFC Pro Bowl team...led the Saints twice on the year with tackles, in game 2, when he posted 10 (9 solo) and game 4, when he had 13 (11 solo), equaling a career-high...tied for the team lead with 6 tackles (4 solo) in game 9...two forced fumbles and one fumble recovery came vs. Atlanta, 10/10, when he collected 13 tackles...posted sacks in back-to-back games, at San Francisco, 9/19 and at Chicago, 10/3...also had sacks in two of the three final contests on the year, at Baltimore, 12/19 and at Carolina, 1/2/00...first career interception came at Atlanta, 12/5 and his second came vs. Dallas, 12/24...both went for no yardage. **1998** — Started all 15 games he saw action in...was inactive for the season-opener, at St. Louis, 9/6, with an eye injury...led the Saints in tackles, recording 109 on the year (82 solo)...also tied for third on the team with six sacks (29 yards)...was voted a first alternate to the NFC Pro Bowl team...forced a fumble vs. Atlanta, 12/13, that he recovered and returned for a 36-yard touchdown, his second career touchdown...recorded double-digit tackle totals four times on the year...posted a season-high 12 tackles (11 solo) at Indianapolis, 9/27, including a season-high two sacks, which garnered him NFC Defensive Player of the Week honors for week 4, the first of his career...had 11 tackles (9 solo) at Minnesota, 11/8, including a sack...also had 11 tackles (10 solo) at San Francisco, 11/22, including a sack...had 10 tackles (3 solo) the following week at Miami, 11/29, along with a season-high two passes defended...was nominated for NFC Defensive Player of the Week in week 17, when he had eight tackles (six solo) and a sack vs. Buffalo, 12/27. **1997** — Continued to shine at linebacker as focus shifted towards him in blitzing scheme...saw action in all 16 games, starting 15...did not start at Carolina, 11/30, after leaving the field with an injury following the opening kickoff...finished second on the team in tackles, with 108 total (88 solo)...also posted a career-high eight sacks (77 yards lost), which ranked third on the team and first among linebackers...recorded career-highs with four forced fumbles, two fumble recoveries and three passes defended (no longer a career-high)...began the season with back-to-back seven tackle, one-sack games, at St. Louis, 8/31 (six solo, eight-yard sack) and vs. San Diego (six solo, 12-yard sack)...following an 11-tackle game at New York Giants, 9/28, had four consecutive nine-tackle games, at Chicago, 10/5 (five solo), vs. Atlanta, 10/12 (nine solo), and vs. San Francisco, 10/26 (six solo), where he recorded a nine-yard sack...following week posted a 10-yard sack at Oakland, 11/9, and a pass defended...recovered a fumble at Atlanta, 11/23 and stripped Craig Heyward vs. St. Louis, 12/7, to force and recover a fumble, returning it 21 yards for a touchdown, the first of his career...finished the season with an eight-tackle performance (seven solo), including two sacks (21-yards lost) at Kansas City, 12/21. **1996** — Emerging young star on both defense and special teams in his second NFL season. Played in all 16 games, starting 15 at weakside linebacker...finished second on team with career-high 112 total tackles, including a club-best 90 solo...also had two sacks, a fumble recovery, a forced fumble and a pass defended...posted double-digit tackle totals on three occasions...proved to become an integral part of coverage units on special teams, including the forcer on punt team...registered five special teams tackles, good for 6th on the squad...against Carolina 9/8, opened at WLB, co-led team with 10 total tackles, eight of them solo...also posted 10 total tackles, seven solo, against Arizona 9/22...against St. Louis 12/1, was second on the

team with seven tackles, four solo, with an additional stop on special teams...had the two biggest tackles on the day for the Saints...chased down Rams WR Isaac Bruce from behind at the Saints' 10, preventing an 80-yard TD and holding the Rams to a FG...as the forcer on punt coverage, came clear across the field to hold Eddie Kennison to a 13-yard punt return. **1995** — Played in all 16 games, including three starts at the weakside linebacker spot...registered 40 tackles and a sack...added seven stops on special teams, which tied for sixth on the squad...recorded seven tackles (5 solo) in season-opener, vs. San Francisco 9/3, when he became the first rookie to start at linebacker for the Saints on opening day since Rickey Jackson in 1981...tallied a season-high 13 tackles on defense (9 solo), vs. Giants 9/24, when he also had a tackle on special teams...opened three of the first four contests of the season, majority of playing time for the remainder of the year came on special teams...saw increased action on defense over the final quarter of the season...was credited with seven stops (5 solo) in season-ending win at Jets, 12/24...was an all-rookie choice by Pro Football Weekly/PFWA and College and Pro Football Newsweekly.

COLLEGE: Was the Pac 10 Defensive Player-of-the-Year as a senior, the only year he started for the Cougars...recorded 96 tackles, including 16.5 for loss and 7.5 sacks in 1994...was a reserve strongside linebacker in 1992 prior to sitting out 1993...did not play in 1991 after transferring from Los Angeles Southwest Junior College, where he was an All-Southern California Conference first team choice in 1990, when he amassed 88 tackles, including 16 for loss and 12 sacks...majored in sociology.


PERSONAL: Played both tailback and linebacker at Washington High School in Los Angeles, Calif., where he earned all-Southern League, all-city and team Defensive MVP accolades as a junior and senior...was one of the nation's top running backs following his senior year...also received all-league honors in baseball, and was drafted as an outfielder by the Seattle Mariners in 1989...purchased an English Bulldog the week of the 1995 NFL draft, which he named "Saint" after being selected by the Saints...donates to "A Child's Wish of Greater New Orleans" for every tackle and sack he registers during the season...he and his wife, Angela, have two sons, Mark II and Tyus...resides in Cerritos, California...full name is Mark Lee Fields.

Year	GS/GP	TACKLES			SACKS	
		Tkl	Asst	Tot.	No.	Yards Lost
1995	3/16	37	10	47	1	8
1996	15/16	90	22	112	2	7
1997	15/16	88	20	108	8	77
1998	15/15	82	27	109	6	29
1999	14/14	63	18	81	4	20
Totals	62/77	360	97	457	21	141

ADDITIONAL STATS: Fumbles Recovered (5): 1996, 1; 1997, 2; 1998, 1; 1999, 1. Forced Fumbles (8): 1996, 1; 1997, 4; 1998, 1; 1999, 2. Passes Defended (14): 1996, 2; 1997, 3; 1998, 5; 1999, 4; Interceptions (2): 1999, 2 (0 yards).

CAREER HIGHS

Tackles: 13, twice (vs. New York Giants, 9/24/95; vs. Atlanta, 10/10/99)
 Solo Tackles: 11, twice (at Indianapolis, 9/27/98; vs. Atlanta, 10/10/99)
 Sacks: 2, 3 times (last time at Indianapolis, 9/27/98, (8 yards lost))
 Yards Lost: 21, at Kansas City, 12/21/97



62

JERRY FONTENOT

Center Year With Saints: 4 Year in NFL: 12
 Ht: 6-3 Wt: 300 College: Texas A&M
 Born: November 21, 1966 at Lafayette, Louisiana
 Joined Saints: Unrestricted Free Agent (Chicago), 1997

PRO: Acquired to solidify the offensive line and to provide veteran leadership. Signed with the Saints, 6/2/97, ending an eight-year relationship with the Chicago Bears. Had not missed a game as a pro prior to sustaining a season-ending knee injury vs. New England, 10/4/98, seeing action in 148 consecutive games to that point.


With a start at C in that game, had extended his consecutive starts streak to 106, which dated back to the tenth game of the 1991 season. Originally the third-round draft choice of the Bears in 1989. **1999** — Started and played in all 16 games on the year...1999 marked the seventh year of his career that he has started all 16 games...also represented the 10th year of his career that he has seen action in all 16 games...all 16 of his starts came at center...recorded one tackle following a turnover and a fumble recovery. **1998** — Started the first four contests of the season and sustained a season-ending knee injury vs. New England, 10/4...snapped a string of 148 consecutive games played and 106 consecutive starts...was inactive the following week vs. San Francisco, 10/11, and placed on injured reserve, 10/14. **1997** — In his first season as a Saint, continued his string of consecutive games played and started...started at center for all 16 contests for the sixth straight season. **1996** — Started every game at center for the fifth straight season...**1995** — Started every game at center for fourth straight season...did not miss a play all season...played in 100th NFL game at St. Louis, 9/24. **1994** — Started all 16 games at center for third straight season...was WR Curtis Conway's intended receiver on fake field goal trick play when Conway's pass was tipped by Fontenot and caught by TE Keith Jennings for a TD. **1993** — Started every game at center...was back-up long-snapper. **1992** — Started all 16 games at center and turned in excellent season in first year as starter...was back-up long-snapper. **1991** — Handled all punt snapping duties during season...made first career start at left guard at Tampa Bay 9/8, for injured Mark Bortz (had started twice at center in 1990)...played three quarters at left guard when Bortz pulled an abdominal muscle at Minnesota, 11/11...started at left guard the remainder of the season (six games)...alternated with Bortz in playoff game vs. Dallas, 12/29. **1990** — Made first pro start at Phoenix, 10/28, and was part of offensive line named NFC Offensive Player of the Week as club rushed for season-high 223 yards...started at center when Jay Hilgenberg suffered the flu the night before the game...started for Hilgenberg (ankle) in season finale vs. Kansas City, 12/29...handled all long-snapping duties: punts, field goals and extra points. **1989** — Saw action in all 16 games, mostly on special teams as punt snapper...played entire second half at Pittsburgh, 11/12, when Hilgenberg left game with injury...recovered fumble on special teams vs. Detroit, 12/10.

COLLEGE: First-team All-Southwest Conference at guard as a senior for the Aggies...played every position on offensive line...first-team All-SWC by Dallas Times Herald and second-team choice from the Houston Post and Houston Chronicle in junior season...helped pave way for offense which ranked 19th in country in rushing as a junior...UPI first-team All-SWC pick as a sophomore...played reserve role at center, guard and tackle as a freshman...was redshirted in 1984...majored in sociology.

PERSONAL: A standout performer at Lafayette (Louisiana) High School at offensive tackle and defensive end...finished second in discus throw at the state finals as both a junior and a senior...hobbies include skiing, hunting, fishing and scuba diving...he and his wife, Stephanie, have three daughters (Gabrielle, Madeleine, and Camille)...full name is Jerry Paul Fontenot.

GAMES STARTED/PLAYED: (1989, 0/16); (1990, 2/16); (1991, 7/16); (1992, 16/16); (1993, 16/16); (1994, 16/16); (1995, 16/16); (1996, 16/16); (1997, 16/16); (1998, 4/4); (1999, 16/16). Totals 125/164. Totals with Saints 36/36.

PLAYOFF GAMES STARTED/PLAYED: (1990, 0/2); (1991, 0/1); (1994, 2/2). Totals 2/5.



80 **P.J. FRANKLIN**

Wide Receiver Year With Saints: 1 Year in NFL: 1
 Ht: 5-10 Wt: 180 College: Tulane
 Born: September 28, 1977 at Amite, Louisiana
 Joined Saints: Free Agent, 1999

PRO: A quick, elusive wide receiver, and a hard worker. Originally signed by the Saints, 4/23/99, and was waived, 9/5/99. Was signed to the practice squad, 9/6/99 and to the active roster, 12/16/99. **1999** — Was on the active roster for three games and saw action in all three, with no starts...caught two passes for 13 yards...also had one rush for no yards...caught a reception in each of the final two games on the year, one for five yards vs. Dallas, 12/24 and one for eight yards, at Carolina, 1/2/00.

COLLEGE: Ended his career at Tulane as the Green Wave's third all-time leading receiver, with 2,260 yards and 21 touchdowns...caught 74 passes for 1,174 yards and 11 touchdowns as a senior.

PERSONAL: Lettered in football and basketball at Amite (Louisiana) High School.

Year	GS/GP	No.	RECEIVING			
			Yards	Avg.	LG	TD
1999	0/3	2	13	6.5	8	0



82 **ANDREW GLOVER**

Tight End Year With Saints: 1 Year in NFL: 10
 Ht: 6-6 Wt: 252 College: Grambling
 Born: August 12, 1967 at New Orleans, Louisiana
 Joined Saints: Unrestricted Free Agent (Minnesota), 2000

PRO: Was originally a 10th-round draft pick of the Los Angeles Raiders in the 1991 NFL Draft (274th overall). Was with the Raiders through the 1996 season, prior to signing with the Minnesota Vikings, 7/28/97. He was signed by the Saints, 2/19/00. **1999** — Started 13 of the 16 games in which he played during the regular season and started and played in the Vikings two playoff contests...posted 28 catches for 327 yards and one touchdown receiving on the year...in the postseason, Glover had one catch for 12 yards...collected a season high five catches vs. Chicago, 10/10...his 60 yards receiving vs. Oakland, 9/19, also marked a season high...posted his touchdown catch vs. Tampa Bay, 10/3...his season-long reception was 31 yards, which came at Detroit, 10/17...following his third year with the Vikings, Glover was tied for fifth in team history among tight ends, with 95 receptions...he caught at least one pass in all but two regular season games...caught a pass for 23 yards vs. Detroit, 1/2...caught 2 passes for 28 yards at NY Giants, 12/26...caught a 14-yard pass from Jeff George vs. San Diego, 11/28...caught season-long 31 yarder from Jeff George at Detroit, 10/17...a 25-yard reception and first TD of 1999 came vs. Tampa Bay, 10/3. **1998** — Started 12 games and played in all 16 on the year...set career high for touchdowns in a season with five...after being shut out in season opener, he caught a pass in each of the next 15 regular-season games...overall, caught 35 passes for 522 yards on the year...career-best day came vs. New Orleans, 11/8 when he established career high mark for single-game catches with nine and single-game receiving yards with 93...led the team in receiving yards vs. New Orleans, 11/8 with 93 and vs. Detroit, 9/20 with 50...first career postseason touchdown came in Divisional Playoff game vs. Arizona, 1/10 on a 15-yard pass from Randall Cunningham...started second postseason game in Divisional Playoff game vs. Arizona, 1/10...season-long 36-yard catch came vs. Chicago, 12/6 in game that clinched the NFC Central title...had two catches at Tampa Bay, 11/1, of 30 and 25 yards...caught a 19-yard touchdown from Randall Cunningham at Chicago, 9/27 to cut the Bears lead to 21-17 in the third quarter. Minnesota went on to win 31-28...set career-high with 2 touchdown catches in 50-10 win vs. Jacksonville, 12/20 and set career-high for TD catches in a season with his fifth...both TD catches were 14-yarders from Randall Cunningham...two-TD performance vs. Jacksonville, 12/20, tied a Vikings team record for most TDs in a game by a tight end...became only the 3rd Viking tight end to post a 500-yard receiving season with 522 in 1998. **1997** — Deactivated for first three games in 1997 due to a knee injury suffered during preseason...first game and start as a Viking came vs. Green Bay, 9/21...led team in receptions with a then career-high 6 and receiving yards (86) vs. Arizona, 10/5...scored first touchdown as a Viking vs. Arizona...had key 43-yard catch vs. Arizona in closing seconds to set up game winning field goal...also led team in receptions with 3 vs. Carolina, 10/12 and with 5 vs. Detroit, 11/16...3 touchdown catches for the season were the most by a Viking tight end since Steve Jordan in 1990...signed by Minnesota on July 28, 1997. **1996** — Caught 7 passes for 76 yards, including long of 25 yards, and a touchdown in last five games...started at Kansas City, 9/8...deactivated vs. San Diego, 9/22 and Chicago, 9/29...also started vs. Minnesota, 11/17, Miami, 12/1 and Kansas City, 12/9...caught season-long 25-yard pass in season finale against Seattle 12/22. **1995** — Started vs. Philadelphia, 9/24, Denver, 10/16, Cincinnati, 11/5 and the final six games...matched career-high with 5 catches against Kansas City, 12/3. **1994** — Fourth on team in receptions (33)...snared 5 passes at New England, 10/9...had season-long 27-yard touchdown catch vs. Rams, 11/13. **1993** — Suffered knee injury vs. Green Bay, 12/26...placed on injured reserve on December 27. **1992** — Started vs. Giants, 10/4 and Washington, 12/26 as a second tight end. **1991** — Drafted by Raiders in 10th round (274th overall)...3 of 5 catches went for touchdowns...first NFL start came against Kansas City.

COLLEGE: Four-year letterman...played tight end and wide receiver...caught 6 passes for 211 yards and a touchdown in Division I-AA playoff game against Stephen F. Austin in '90...averaged 22.2 yards per catch (17-378) as a wide receiver his junior year...college teammate of Jake Reed...three-year starter on Grambling basketball team...earned All-Southwestern Athletic Conference honors in basketball as a senior...SWAC champion in triple jump in '89 and '90...earned degree in criminal justice from Grambling.


PERSONAL: Born in New Orleans...All-district in football, basketball and track at East Ascension High School in Gonzales, Louisiana...is active with Junior Achievement charities...he and his wife, Mary Harris, have two sons, Andrew Keith and Christon Dion.

Year	GS/GP	No.	RECEIVING			
			Yards	Avg.	LG	TD
1991 (Raid.)	1/16	5	45	9.0	18	3
1992 (Raid.)	2/16	15	178	11.0	30	1
1993 (Raid.)	0/15	4	55	13.8	26	1
1994 (Raid.)	16/16	33	371	11.2	27t	2
1995 (Raid.)	7/16	26	220	8.5	25	3
1996 (Raid.)	4/14	9	101	11.2	25	1
1997 (Minn.)	12/13	32	378	11.8	43	3
1998 (Minn.)	12/16	35	522	14.9	36	5
1999 (Minn.)	13/16	28	327	11.7	31	1
Totals	67/138	187	2197	11.7	43	20
Playoffs						
Year	GS/GP	No.	Yards	Avg.	LG	TD
1991	0/1	0	0	0	0	0
1997	1/2	5	102	20.3	31	0
1998	1/2	7	56	8.0	15t	1
1999	2/2	1	12	12.0	12	0
Totals	4/7	13	170	13.1	31	1

ADDITIONAL STATS: Special Teams Tackles (2): 1991, 2.

CAREER HIGHS

Receptions: 9, vs. New Orleans, 11/8/98
 Receiving Yards: 93, vs. New Orleans, 11/8/98
 Long Reception: 43, at Arizona, 10/5/97
 TDs: 2, vs. Jacksonville, 12/20/98



97

LA'ROI GLOVER

Defensive Tackle Year With Saints: 4 Year in NFL: 5
 Ht: 6-2 Wt: 285 College: San Diego State
 Born: July 4, 1974 at San Diego, California
 Joined Saints: Waivers (Oakland), 1997

PRO: A strong, quick, young defensive lineman who has grown into an inside force as a Saint. Originally a fifth-round selection of the Oakland Raiders (166th overall) in the 1996 NFL Draft, was waived by the Raiders, 8/24/97, and claimed by the Saints, 8/25/97. Ranks sixth in sacks among Saints players in the 1990s. **1999** — Started all 16 games for the Saints in 1999, all coming at RDT...finished fifth on the Saints in tackles, despite near-constant double-teaming on every play...posted 62 tackles (46 solo) and led the Saints with 8.5 sacks (47 yards), marking the second consecutive year he has led the Saints in that category...also posted a pass defended, a forced fumble and a fumble recovery...was voted a second alternate to the NFC Pro Bowl squad...led the team in tackles once on the year, collecting a career-high 11 (all solo) in game 14, at Baltimore, 12/19...also tied for the team lead in tackles in game 6, at NY Giants, 10/24...led the Saints in sacks once, posting 3.0 (11 yards) at Baltimore, 12/19, which equaled a career-high...play in the Baltimore game earned him NFC Defensive Player of the Week nomination...tied for the team lead with one sack in game 3, at Chicago, 10/3. **1998** — Had a breakout year in his first full season as a starter...started 15 of 16 games at RDT...did not start in game 16, which began in a goal-line defense...posted 67 tackles on the season (59 solo), which was good for sixth on the team...led the Saints with 10 sacks (83 yards)...sack yards were eighth-best in the NFL in 1998...also had three forced fumbles, his first career interception and a pass defended...was voted a first alternate to the NFC Pro Bowl team, as well as various national all-pro teams...kicked off the season posting back

to back two sack games, at St. Louis, 9/6 (9 yards), and vs. Carolina, 9/13 (13 yards) and had a forced fumble in each of those contests, one of which was returned for the Saints first touchdown of 1998, at St. Louis by DE Joe Johnson...his play in that first game earned him NFC Defensive Player of the Week nomination...had three sacks (33 yards) vs. St. Louis, 11/15, as part of his eight tackle (7 solo) day, also forcing a fumble, and was again nominated for NFC Defensive Player of the Week...earned his first NFC Defensive Player of the Week award vs. Dallas, 12/6, when he had four tackles, including two sacks for -18 yards. His other two tackles were for -1 yards combined...also posted a career-high eight tackles (all solo) at Carolina, 11/1, which included a 10-yard sack...registered his first career interception (0 yards) vs. New England, 10/4. **1997** — In his first full season as a professional, appeared in 15 games, starting two...finished 12th on the team in tackles, with 33 (24 solo), and fourth on the Saints with 6.5 sacks (33 yds.)...also registered one forced fumble, one fumble recovery and a pass defended...first game as a Saint came in week 2, vs. San Diego, when he registered three tackles, all solo, and one fumble recovery...the next week at San Francisco, he posted three tackles (two solo)...his first career sack came the following week vs. Detroit, 9/21, when he recorded a one-yard sack...had his next sack two weeks later, at Chicago, 10/5, when he had one for a six-yard loss...his best game of the season came vs. San Francisco, 10/26, when he registered five tackles (three solo) and a 10-yard sack...he had three tackles (all solo), a seven-yard sack, and a pass defended in the overtime win vs. Seattle, 11/16...started first NFL contest at Carolina, 11/30, with next start coming in the season finale at Kansas City, 12/21...He spent the spring of 1997 playing for the Barcelona Dragons, who won the World League Championship...was named All-World League and placed third in league defensive MVP voting...ranked third in the World League in sacks, with 6.5, which ranked first on the Dragons...in addition, placed third on Barcelona in tackles, with 36, while starting at DT in 10 league games along with the World League Championship game. **1996** — With the Raiders, he was inactive for 13 games...was activated at Chicago, 9/29, but did not play...saw first NFL action vs. Minnesota, 11/19, and was credited with two tackles...also appeared the following week at Seattle as a reserve DT and special teams performer.

COLLEGE: Was a four-year starter at San Diego State...started 10 games in 1995, and was named a defensive captain and Aztec Outstanding Defensive Lineman as a senior, finishing with 36 tackles and 4.5 sacks for 51 yards...selected to the All-WAC second team while being named to the West squad for the 1996 East-West Shrine Game...recorded two forced fumbles and a fumble recovery...was a second-team All-Conference as a sophomore and a honorable mention as a freshman...graduated in the spring of 1999 with a double major in public administration and sociology from San Diego State.

PERSONAL: Cal-Hi Sports first-team and USA Today All-American second-team selection as a two-way lineman at Point Loma High School in hometown of San Diego...San Diego co-Player of the Year and Los Angeles Times Lineman of the Year, CIF Player of the Year as a senior defensive lineman, recording 77 tackles, 17.5 sacks, six fumble recoveries, six forced fumbles and three passes defended...led high school to San Diego section championship...also earned three letters in track as shot putter and three in wrestling...rated top heavy-weight wrestler in California as a senior...member of the honor roll as a senior...was nominated by teammates with Saints "Man of the Year", and "Unsung Hero" awards in 1999 season...attended a two-day broadcast school taught by former NFL running back and NFL television analyst Craig James this past offseason...single...full name is La'Roi Damon Glover.

Year	GS/GP	TACKLES			SACKS	
		Tkl	Asst	Tot.	No.	Yards Lost
1996 (Raid.)	0/2	2	0	2	-	-
1997	2/15	24	9	33	6.5	33
1998	15/16	59	8	67	10	83
1999	16/16	46	16	62	8.5	47
Totals	33/49	131	33	164	25	163
N.O. Totals	33/47	129	33	162	25	163

ADDITIONAL STATS: Fumbles Recovered (2): 1997, 1; 1999, 1. Forced Fumbles (5): 1997, 1; 1998, 3; 1999, 1. Passes Defended (3): 1997, 1; 1998, 1; 1999, 1. Interceptions (1): 1998, 1.

CAREER HIGHS

Tackles: 11, at Baltimore, 12/19/99
 Solo Tackles: 11, at Baltimore, 12/19/99
 Sacks: 3, twice (vs. St. Louis, 11/15/98; at Baltimore, 12/19/99)
 Yards Lost: 33, vs. St. Louis, 11/15/98



4 TOBY GOWIN

Punter Year With Saints: 1 Year in NFL: 4
Ht: 5-10 **Wt: 167** College: North Texas
Born: March 30, 1975 at Jacksonville, Texas
Joined Saints: Restricted Free Agent (Dallas), 2000

PRO: Tendered a contract offer by the Saints, 4/5/99, which was not matched by the Dallas Cowboys. Originally signed as an undrafted rookie free agent by Dallas, Gowin has developed into one of the NFL's top young legs. He provides a solid foundation in the punting game and a strong leg on kickoffs. **1999** — Again proved to be one of the top punters in the NFL, ranking second in the NFC and seventh in the NFL with a 43.2 gross punting average...booted 81 punts for 3,500 yards, with a long of 64...put 24 of his punts inside-the-20, and had just 10 touchbacks...43.2 average marked the fifth-best season average in Cowboys history...had 11 of his last 20 regular season punts downed inside the opponents 20-yard line...24 inside-the-20 punts ranked him fourth in the NFC and 12th in the NFL...had at least one punt of 50+ yards in 14 of 17 games on the year, including play-offs...on 71 kickoffs (not including sides kicks or squibs at the end of the half or game), averaged 67.3 (inside the three-yard line) per kick, including 12 touchbacks...opponent average starting position was the 24.0 yard line, second-best in the NFL...punted a season-high seven times vs. NY Jets, 12/19...averaged a season-high 53.3 gross avg. (4 minimum) vs. Washington, 10/24, earning him NFC Special Teams Player of the Week honors...the 53.3 average was the third-best single-game average in Cowboys history...also posted a career-high 45.3 yard net average with four punts for 213 yards and one touchback...tied a career-high and club record with five punts inside-the-20, with five, vs. Philadelphia, 12/12...had a season-long 64-yard punt at NY Giants, 10/18...vs. Atlanta, 9/20, limited Tim Dwight, who ranked 3rd in the NFL in kickoff returns in 1998, to a 16.7-yard avg. on four kickoffs...vs. Arizona, 10/3, had six punts and six kickoffs, helping to pin the Cardinals inside their 20-yard line six times on the day (twice on punts, four times on kickoffs)...four other times he had them pinned inside their 30...vs. Philadelphia, 12/12, on 12 drives the Eagles began following punts or kickoffs, eight began at or inside the Eagles 20-yard line...his kickoffs helped limit Allen Rossum, the NFL's fifth leading kickoff return man with a 25.2 average, to 16.0 yards on three kickoff returns and 5.0 yards on two punt returns. **1998** — After setting two club records as a rookie, Gowin suffered no sophomore slump in 1998, establishing a Cowboys record for punts downed inside the 20 in a season with 31 (on 77 punts)...that broke the mark of 28 set by Mike Saxon in 1986 (on 86 punts)...the record breaking figure placed him third in the NFC and fourth in the NFL, and as an average (31-of-77 punts), his 40.3% figure of punts downed inside the 20 was the second best total in the NFC and third best in the NFL...he also improved his numbers in net and gross average, tying for seventh in the NFC in gross punting at 43.3 yards per punt - an improvement of 1.6 yards-per-punt over his rookie average...he also tied for seventh in the NFC in net punting at 36.6 yards-per-punt - an increase of 1.2 yards-per-punt...on kickoffs, he averaged 67.6 yards (inside the three-yard line) on 82 regular season kickoffs, including 17 touchbacks...the opponent's average starting field position following his kickoffs was the 22.4-yard line, lowest in the NFL...his 17 touchbacks was the sixth best figure in the NFC, eight best total in the NFL, and was five more than he recorded as a rookie...Gowin opened the year against Arizona 9/6 by averaging a season-high 49.5 yards on four punts and ended the day with a season-high 44.8 yard net punting average...he helped limit Cardinals return man Eric Metcalf to 19 yards on four punt returns (4.8 avg.) and 41 yards on three kickoff returns (13.7 avg.)...five of his seven kickoffs went into the end zone, resulting in four touchbacks and starting field position for the Cardinals at the 20, 20, 13, 20, 20, 15, and 19-yard lines...he put five of six kickoffs into the end zone at Denver 9/13, resulting in four more touchbacks and averaged 51.0 yards on two punts, but his biggest play of the day came on a 33-yard run from punt formation in the third quarter that kept alive a Dallas drive and eventually led to a Dallas field goal...Gowin's 43.2-yard average at the N.Y. Giants 9/21 came on a career-high nine punts...beginning his inside the 20 run, Gowin placed four of his five punts inside the 20 against Oakland 9/27...he also put one of his three kickoffs into the end zone and helped limit Desmond Howard to two kickoff returns for 35 yards (17.5 avg.)...by putting three of six kickoffs into the end zone at Washington 10/4, Gowin logged one touchback and helped limit Brian Mitchell to a 17.8-yard kickoff return average...he also averaged 48 yards on four punts...with a season-long 65 yard punt at Chicago 10/18, Gowin averaged 44.6 yards on seven punts...between kickoffs and punts, Gowin kept the Eagles in bad field position all night (avg. drive start was the Eagles 21) at Philadelphia 11/2, averaging 46 yards on six punts, including two inside the 20...he topped that the next week by limiting the N.Y. Giants 11/8 to 15.6 yards-per-kickoff return on five kickoffs and giving the Giants an average starting field position following punts and kickoffs at the 18-yard line...Gowin finished the year out with an incredible run of success, downing 19 of his last 32 punts inside opponents 20-yard line...in addition, five of the remaining 13 punts were touchbacks, leaving opponents with 80-or-more yards to go for a touchdown 75.0% of the time...one of Gowin's best all-around performances of the season came at New Orleans 12/6, averaging 45.6 yards on seven punts - including three inside the Saints 10-yard line...he also

had touchbacks on both his kickoffs...four times at Kansas City 12/13, Gowin pinned the Chiefs inside their 20-yard line, and he averaged 43.8 yards on five punts...he also suffered his first career blocked punt in the second quarter, snapping a string of 152 consecutive punts without a block...for the second straight week, and the third time this season, Gowin had four of his punts downed inside the opponent's 20-yard line when he accomplished the feat against Philadelphia 12/20...that total gave him 29 for the season, breaking Saxon's club record of 28 set in 1986...in the season finale against Washington 12/27, he had two of three punts downed inside the 20 and posted a 38.7 net average while also holding Brian Mitchell to an 11.4 average on five kickoff returns...in his first career playoff game, Gowin broke yet another Dallas punting record when he established a single-game postseason club record with four punts downed inside the 20-yard line against Arizona 1/2/99...he averaged 41.3 yards-per-punt (39.5 net) on six kicks for the day. **1997** — Gowin finished his first NFL campaign by establishing a Dallas rookie record for punts in a season with 86, breaking Saxon's rookie mark of 81 set in 1985 and tying Saxon's club record for punts in a season set in 1986...at 41.8 yards-per-punt, Gowin posted the third highest average by a rookie punter in Dallas history, and he also finished second in the NFL among all rookie punters with a 35.4-yard net average...Gowin placed 30.2% (26-of-86) of his punts inside the opponent's 20 yard line, fourth best in the NFC...in addition to handling the punting chores for Dallas, Gowin was responsible for kickoff duties, putting his average kickoff inside the four-yard line and helping Dallas lead the NFL with an opponent's average drive start at the 22.5-yard line...his 12 touchbacks on 78 kickoffs were the seventh best figure in the NFC and 11th best in the NFL...his very first NFL punt went 54 yards at Pittsburgh 8/31, and he finished the day with a 46.3-yard average (41.3 net) on four punts...he also had three touchbacks on eight kickoffs...the next week at Arizona 9/7, Gowin averaged 46.8 yards on a season-high eight punts, including four 50+ yarders, and he added three more touchbacks on six kickoffs...the biggest day of Gowin's young career came against Chicago 9/28, when he established a club record by averaging 55.3 yards-per-punt (six punts for 332 yards), topping the mark of 53.4 set by Ron Widby against New Orleans on 11/3/68...that average included a 72-yard punt, which was the second longest punt in the NFC in 1997 and the longest by a Cowboy since Danny White hit a 73-yarder against the L.A. Rams on 10/14, 1979...he also posted a season-high 44.8 net average against the Bears...Gowin's record setting performances continued at Washington 10/13...by placing five of his six punts inside the Redskins' 20-yard line, he tied the club record for punts inside the 20 in a game...Washington's starting field position following punts that night came at the 17, 20, one, seven, 18 and 12-yard lines...Gowin didn't limit his play to punting the ball, recording a key special teams tackle at Philadelphia 10/26 to bring down Mark Seay following a 33-yard punt return...in the cold wind of Lambeau Field, Gowin averaged 43.0 yards-per-punt on six kicks at Green Bay 11/23...he then came back four days later and averaged 46.5 yards-per-punt (41.8 net) against Tennessee 11/27 on Thanksgiving Day...Gowin took over the holding duties on field goals and extra points in the second quarter against Carolina 12/8 when Eric Bjornson suffered a fractured left fibula.

COLLEGE: As a senior at North Texas, Gowin was an All-Big West first-team selection after ranking 15th in the nation with a 44.3 yard average on 89 punts...Gowin was named to the Associated Press All-America third team, becoming the first Eagle to earn major college All-America honors since NFL Hall of Famer Joe Greene in 1969...he had a career-long 92-yard punt against Vanderbilt...as a junior, he ranked 19th in the nation with a 42.1 yard average...Gowin was an Academic All-Southland Conference choice as a sophomore.

PERSONAL: Gowin was an all-state, all-east Texas and all-district kicker at Jacksonville, Texas High School (located 130 miles southeast of Dallas)...as a senior, he averaged 38.5 yards-per-punt while converting 30-of-32 extra point attempts and five-of-eight field goal attempts...Gowin was born March 30, 1975 in Jacksonville and received his degree in kinesiology from the University of North Texas...wife Niki is a former Dallas Cowboys Cheerleader.

Year	GS/GP	No.	PUNTING						
			Yds.	Avg.	Net	TB	IN20	LG	BK
1997 (Dal.)	0/16	86	3592	41.8	35.4	9	26	72	0
1998 (Dal.)	0/16	77	3342	43.4	36.6	14	31	65	1
1999 (Dal.)	0/16	81	3500	43.2	35.1	10	24	64	0
Totals	0/48	244	10443	42.8	35.7	33	81	72	1
Playoffs									
Year	GS/GP	No.	Yds.	Avg.	Net	TB	IN20	LG	BK
1998	0/1	6	248	41.3	39.5	0	4	50	0
1999	0/1	4	182	45.5	38.3	1	1	56	0
Totals	0/2	10	430	43.0	39.0	1	5	56	0

CAREER HIGHS

Punts: 9, at NY Giants, 9/21/98
 Gross Average: 55.3, vs. Chicago, 9/28/97
 Net Average: 45.3, vs. Washington, 10/24/99
 Long Punt: 72, vs. Chicago, 9/28/97
 Inside-the-20: 5, twice (at Washington, 10/13/97; vs. Philadelphia, 12/12/99)

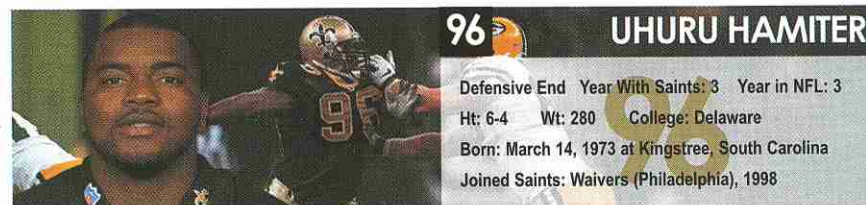


PRO: Signed as a free agent with the Saints, 2/23/99. Was originally signed as an undrafted free agent by the Tennessee Oilers in 1996, and was released, 8/30/98. He was with the Rhein Fire of NFL Europe in the spring of 1999. **1999** — Made the switch to offensive line after spending his career on the defensive front...saw action in nine games on the year, starting three...was inactive for seven games, 1-6 and 16...first action came against Cleveland, 10/31, followed by his first start of the season at LG, 11/7, vs. Tampa Bay...also started games 14-15 at LG, all in place of an injured Wally Williams. **1998** — Was released by the Oilers, 8/30/98. **1997** — Saw action in 13 games for the Oilers as a defensive tackle, starting one...recorded five solo tackles and one forced fumble...had a career-high three tackles and forced fumble at Pittsburgh, 9/28/97.

COLLEGE: Was a four-year starter at defensive tackle for the University of Pittsburgh...saw action in 44 games, starting 34...collected 141 tackles, 5.5 sacks, three fumble recoveries and two interceptions...majored in information science.

PERSONAL: Was a four-year letterman at Kiski Area High in Vandergrift, Pennsylvania.

GAMES STARTED/PLAYED: (1997, 1/13); (1999, 3/9). Totals 4/22.



PRO: Signed as a free agent with the Saints, 8/31/98, after being placed on waivers by the Philadelphia Eagles. Originally signed to a two-year contract with the Eagles, 6/19/98. Spent the Spring of 1998 with the London Monarchs of NFL Europe, where he finished fourth in the league with 7 sacks (10 games). Played 1996-97 seasons with a semi-pro league in South New Jersey. **1999** — Saw action in five games on the year...dressed, but did not play in one game and was inactive for three...was released, 9/28, and signed to the practice squad the following day...was on the Saints practice squad for games 3-9...was signed back to the active roster, 11/19...posted six tackles on the year (five solo), also recording one fumble recovery. **1998** — Dressed, but did not play for one game...was inactive for 15 games.

COLLEGE: Played collegiately at Delaware State from 1992-94...during his career, recorded 203 tackles (123 solo), and six sacks for 21 yards...as a senior in 1994, made 81 tackles (53 solo).

PERSONAL: Attended Mastbaum Technical High, and in 1990, was a first team all-city selection by the Philadelphia Daily News as a wide receiver, catching 18 passes for 410 yards and 6 TD's...also served as a counselor for juvenile delinquents at the Ferris Detention Center in Newcastle, Delaware.

Year	GS/GP	TACKLES			SACKS	
		Tkl	Asst	Tot.	No.	Yards Lost
1998	0/0	-	-	-	-	-
1999	0/5	5	1	6	-	-
Totals	0/5	5	1	6	-	-

ADDITIONAL STATS: Fumbles Recovered (1): 1999, 1.

CAREER HIGHS

Tackles: 3, at Jacksonville, 11/21/99
 Solo Tackles: 3, at Jacksonville, 11/21/99



PRO: One of NFL's top success stories, Hand went from relative unknown to one of centerpieces of San Diego's top-ranked defense in 1998...teammates voted him San Diego's Lineman of Year in 1998 after outstanding season which saw him lead team with six sacks and co-Lineman of the year in 1999...originally joined Chargers off waivers from Miami in 1997. **1999** — Played and started 14 games on the season, all at LDT...was inactive for two...finished the year ranked third on the team with career-high 55 tackles (41 solo)...also posted four sacks (17.5 yards) and three passes defended, sharing team Co-Lineman of the year honors...Hand's tackle total was tops among the club's defensive linemen...registered six stops and two shared sacks in game 15 vs. Oakland, 12/26...had six tackles vs. Green Bay, 10/24 and at Kansas City, 10/31...chalked up a season-best and career-high seven tackles and a sack against Seattle, 10/17...recorded his first sack of the season, at Detroit, 10/10, to go along with with five tackles...in week 14 at Miami, 12/19, recorded his third sack of the season, three tackles and a pass defended. **1998** — Hand exploded to prominence while starting all 16 games in 1998, having what many thought was Pro Bowl-caliber season for NFL's top-ranked defense...in addition to leading Chargers with career-high six sacks, Hand also set career-highs with 49 tackles, two interceptions, one forced fumble and eight passes defended...teammates honored Hand by naming him Lineman of Year in 1998...named AFC Defensive Player of week 7 for his effort against Philadelphia when he returned his first-career interception 17 yards to set up Chargers score while adding one sack, five tackles and two passes defended in 13-10 win over Eagles...second interception of season came game 14 at Seattle 12/13, which he returned 30 yards...led Chargers with career-high three sacks for career-best 22 yards as San Diego's defense held Oakland to two first downs, 159 total yards and just 18 yards rushing game 6 at Oakland, 10/11...Hand's 49 tackles ranked sixth on team and second among defensive linemen. **1997** — Claimed by Chargers off waivers from Miami Dolphins 8/25 just prior to season opener...started one game and played in 15 contests in 1997...started game 2 at New Orleans, 9/7...finished season with 19 tackles and one sack...had season-high three tackles in game 2 at New Orleans, 9/7 and game 3 versus Carolina, 9/14...sack came in game 5 versus Baltimore, 9/28. **1996** — Played in nine games with Miami...finished season with six tackles, one-half sack and fumble recovery...inactive for five games, including first three for Dolphins...made NFL debut in reserve role at Indianapolis, 9/23...had one tackle and one-half sack (shared with Trace Armstrong) of Buffalo quarterback Jim Kelly at Buffalo, 10/13...recovered fumble on final play of game following Daniel Stubbs sack of Jim Kelly to preserve Miami's 16-14 victory at Buffalo, 12/16. **1995** — Inactive for all 16 regular-season games and one postseason contest with Miami as rookie in 1995...originally came to NFL as Miami's fifth-round choice and 158th player chosen overall in 1995 NFL Draft.

COLLEGE: Two-year starter at Mississippi...transferred from Itawamba Community College...started every game at left defensive tackle as senior...named second-team All-Southeastern Conference...recorded 61 tackles, 3.5 sacks, three tackles for loss, one interception and one fumble recovery...played in all 11 games with nine starts as junior...two-year starter at Itawamba...recorded 135 tackles, three fumble recoveries, four forced fumbles, 33 tackles for loss and 18 sacks...earned All-State honors as sophomore.

PERSONAL: Born Norman L. Hand September 4, 1972 in Queens, New York...earned three letters in football


and also played baseball at Walterboro High School in Walterboro, South Carolina...honorable mention All-America by Parade and USA Today as senior...selected as South Carolina High School Defensive Lineman of Year as senior...caught 25 passes for 526 yards while playing tight end as junior...Norman and his former Chargers teammate Terrance Shaw finished first at NFL Arm Wrestling Championships in 1999...majored in criminal justice...Norman and wife, Tammy, have a son, Norman Derrell, Jr., and a daughter, Alexis Ariel.

Year	GS/GP	TACKLES			SACKS	
		Tkl	Asst	Tot.	No.	Yards Lost
1995 (Mia.)	0/0	-	-	-	-	-
1996 (Mia.)	0/9	4	2	6	5	5
1997 (S.D.)	1/15	16	3	19	1	4
1998 (S.D.)	16/16	42	7	49	6	35
1999 (S.D.)	14/14	41	14	55	4	17.5
Totals	31/54	103	26	129	11.5	61.5

ADDITIONAL STATS: Fumbles Recovered (1): 1996, 1. Forced Fumbles (1): 1998, 1. Passes Defensed (11): 1998, 8; 1999, 3. Interceptions (2): 1998, 2.

CAREER HIGHS

Tackles: 7, vs. Seattle, 10/17/99
Solo Tackles: 6, vs. Seattle, 10/17/99
Sacks: 3, at Oakland, 10/11/98
Yards Lost: 22, at Oakland, 10/11/98



26 **COREY HARRIS**


Cornerback Year With Saints: 1 Year in NFL: 1
Ht: 5-10 Wt: 191 College: North Alabama
Born: November 28, 1976 at Warner-Robins, Georgia
Joined Saints: Free Agent, 1999

PRO: Was originally signed by the Saints, 5/20/99 as an undrafted free agent. Was waived, 9/5 and signed to the practice squad, 9/6. His contract was terminated, 9/28, and was re-signed to the practice squad, 10/27. He was signed to the active roster, 12/17. **1999** — Spent a majority of the season, nine games, on the Saints practice squad...was signed to the active roster, 12/17, and saw action in the Saints final three games of the season...saw majority of action on special teams, but did see limited duty at CB in the final two games of the season and had a pass deflection in each contest.

COLLEGE: Played for North Alabama after transferring from The Citadel after the 1996 season...was one of the top return men in North Alabama history, and averaged 34.9 yards per interception return during his career, on eight interceptions...started all 10 games in 1998, making 41 tackles (30 solo) and intercepting four passes for 82 yards, and was a second-team All-Gulf South Conference selection...in a game against Henderson State, returned both a punt and kickoff for a touchdown...started 12 games at cornerback in 1997, and posted 54 tackles and four interceptions for 197 yards...was a first-team Daktronics All-South Region selection and a second-team All-Gulf South Conference...in 1996, at The Citadel, started six games and recorded 63 tackles after a 1995 campaign where he collected 58 tackles and one interception...also wrestled for the Bulldogs as a freshman...majored in physical education.

PERSONAL: Was a first-team all-middle Georgia and all-state honorable mention selection in football at Northside High School in Warner-Robins, Georgia.

GAMES STARTED/PLAYED: (1999, 0/3).



87 **JOE HORN**

Wide Receiver Year With Saints: 1 Year in NFL: 5
Ht: 6-1 Wt: 206 College: Hawamba (Miss.) Junior College
Born: January 16, 1972 at New Haven, Connecticut
Joined Saints: Unrestricted Free Agent (Kansas City), 2000

PRO: Was signed by the Saints as an unrestricted free agent, 2/13/00, marking the second free agent signing of the 2000 Saints. Originally was a fifth-round draft choice (135th overall) of the Kansas City Chiefs in the 1996 NFL Draft. **1999** — Saw duty at WR and action on special teams in 16 games (one start), ranked third on the team, recording career highs with 35 catches for 586 yards and a career-best six TDs after producing just 18 catches for 293 yards and 1 TD in his first 3 seasons...ranked second on the club with nine catches of 20 or more yards...also produced two rushes for 15 yards...tallied eight special teams tackles (four on kickoff coverage and four on punt coverage) while downing three punts inside the 20...also returned nine kickoffs for 165 yards and one punt for 18 yards...had two catches for 35 yards, including a 25-yard TD catch vs. Detroit, 10/3...also produced one special teams tackle and downed two punts inside the 20-yard line, pinning one at Detroit's 10-yard line and another on the seven-yard line...tallied two catches for 41 yards, including a 31-yard TD at San Diego, 10/3...also recorded two tackles on special teams and downed a Daniel Pope punt on the Chargers two-yard line...set a career high with four catches for 75 yards vs. New England, 10/10, including a 32-yard reception...caught one pass for 17 yards and made two special teams tackles at Baltimore, 10/21...produced a team-high three receptions for 26 yards and a TD vs. San Diego, 10/31 and collected one special teams tackle...made his lone start of the season at WR, producing two catches for 20 yards at Indianapolis, 11/7...also returned kickoffs, replacing an injured Tamarick Vanover, posting single game career highs with 131 yards on six returns (21.8 average)...saw reserve duty at WR, recording three catches for a team-high 63 yards at Tampa Bay, 11/14, including a 50-yard TD reception...tallied two receptions for a team-high 36 yards at Denver, 12/5 and recorded one rush for six yards on a reverse...posted four receptions for a team-high 65 yards vs. Minnesota, 12/12...made one catch for 23 yards and one rush for nine yards vs. Pittsburgh, 12/18...also made two special teams tackles and returned one punt for 18 yards...posted three catches for a career-high 92 yards at Seattle, 12/26, including a career-long 76-yard reception for a TD...recorded four catches for 62 yards and a TD vs. Oakland, 1/2/00 and returned three kickoffs for 34 yards after Vanover left the game with a sprained ankle. **1998** — Saw action at wide receiver and on special teams in all 16 games with one start...caught 14 passes for 198 yards (14.1 avg.) with one TD...finished tied for fourth on the squad with 11 special teams tackles...had 11 kickoff returns for 233 yards, as well...nabbed two passes for 15 yards vs. Oakland, 9/6 and also recovered a fumble on special teams...returned the first three kickoffs of his career for 66 yards at Jacksonville, 9/13 and added a pair of receptions for 29 yards...snared two receptions for a career-high 68 yards, including a career-long 57-yard bomb from Rich Gannon at Philadelphia, 9/27...lined up at WR for his first career start vs. Pittsburgh, 10/26...had a 95-yard kickoff return for a touchdown nullified because of a penalty, but rebounded with a career-long 37-yard KO runback later in the game...had three kick returns for 60 yards vs. the N.Y. Jets, 11/1 and returned four kicks for 70 yards at Seattle, 11/8...hailed in one pass for 17 yards vs. Arizona, 11/29...caught two passes for 34 yards, including his first career TD on a 26-yard pass from Gannon at Denver, 12/6. **1997** — Active for eight games, seeing special teams duty in all those contests and taking snaps at wide receiver in seven of those games...was also listed as the club's sixth cornerback for much of the season, but did not see any game action at that position...inactive for the season's first four weeks before cracking the lineup on special teams vs. Seattle, 9/28...on the inactive list the following four games before seeing action on both offense and special teams in the season's final seven contests...had two catches for 65 yards on the year, a 47-yard catch at Jacksonville, 11/9 and an 18-yard grab vs. Denver, 11/16...tied for seventh on the club with six special teams tackles (all solo)...made one of the biggest special teams plays of the year with the Chiefs clinging to a 17-14 lead in the fourth quarter at Seattle, 11/23...blocked a Kyle Richardson punt out of the end zone for a safety in Kansas City's 19-14 win...caught a 50-yard bomb from Elvis Grbac in the club's playoff contest vs. Denver, 1/4/98. **1996** — Saw action in nine games on special teams and took snaps on offense in six contests...finished the year with two catches for 30 yards with a long of 21...posted three tackles on special teams...saw his first NFL action on special teams at Seattle, 9/15 and made a touchdown-saving tackle of Steve Broussard on an 86-yard kickoff return...the Chiefs defense held and did not allow the Seahawks to score on that drive...initial NFL duty at receiver came vs. Seattle, 10/17...first reception with the Chiefs was a nine-yard grab at Denver, 10/27...caught one pass for 21 yards vs. Green Bay, 11/10...had one carry for seven yards on an end around vs. Chicago, 11/17. **Canadian Football League (1994-95)** — Started 17 games for the CFL's Memphis Mad Dogs in '95...ranked fifth in the CFL in receiving yardage and led his club with 71 catches for 1,415 yards (19.9 avg.) and five TDs...that average of 19.9 yards per catch led all CFL receivers with 35 or more

catches...his 71 receptions were the fourth-highest total for a first-year player in the history of the Canadian League, while his yardage total was the third-best mark ever for a CFL rookie...was nominated for CFL Rookie of the Year accolades and was a member of the CFL South Division All-Star team...also returned two kickoffs for 17 yards...posted six 100-yard receiving days in '95...in his first pro game, he caught seven passes for 131 yards with one TD at Calgary, 6/29...best outing of the season came at Shreveport, 9/3 when he hauled in five passes for 143 yards, including a 90-yard touchdown bomb from quarterback Rickey Foggie on the Mad Dogs first play from scrimmage...hauled in five receptions for 132 yards vs. Saskatchewan, 7/14...led all receivers in the club's outing vs. Baltimore, 8/12, grabbing seven passes for 118 yards...quarterback at Memphis for most of the season was Damon Allen, the younger brother of former Chiefs running back, Marcus Allen.

COLLEGE: Played two seasons ('91-92) as a wide receiver at Itawamba Junior College in Fulton, Mississippi...racked up 54 catches for 878 yards (16.3 avg.) and seven TDs during his two seasons at Itawamba...also handled punt and kickoff returns.

PERSONAL: Was out of football in 1993...spent the year washing dishes and working in a furniture factory to support his family...a standout wide receiver, quarterback, running back and defensive back at Douglas Byrd High School in Fayetteville, North Carolina...ran the 100 meters in 10.39 as a member of the track team...also lettered on his prep basketball squad...full name is Joseph Horn...he and his wife, Lacreshia, have a daughter, Jhia, and a son, Joseph.

Year	GS/GP	No.	RECEIVING			LG	TD
			Yards	Avg.			
1996 (K.C.)	0/9	2	30	15.0	21	0	
1997 (K.C.)	0/8	2	65	32.5	47	0	
1998 (K.C.)	1/16	14	198	14.1	57	1	
1999 (K.C.)	1/16	35	586	16.7	76t	6	
Totals	2/49	53	879	16.6	76t	7	

Playoffs						
Year	GS/GP	No.	Yards	Avg.	LG	TD
1997	0/1	1	50	50.0	50	0

Year	No.	Kickoff Returns			
		Yards	Avg.	LG	TD
1996	0	0	0.0	-	0
1997	0	0	0.0	-	0
1998	11	233	21.2	37	0
1999	9	165	18.3	28	0
Totals	20	398	19.9	37	0

CAREER HIGHS

Receptions: 4, vs. New England, 10/10/99
 Receiving Yards: 92, at Seattle, 12/26/99
 Receiving Long: 76, at Seattle, 12/26/99
 Receiving TDs: 1, 7 times (last time vs. Oakland, 1/2/00)
 Long Punt Return: 18, vs. Pittsburgh, 12/18/99
 Kickoff returns: 6 at Indianapolis, 11/7/99
 Kickoff return yards: 131 at Indianapolis, 11/7/99
 Long Kickoff Return: 37 vs. Pittsburgh, 10/26/98

ADDITIONAL STATISTICS: Rushing Attempts (3): 1996, 1-7; 1999, 1-6, 1-9. Special Teams Tackles (27): 1996, 3; 1997, 6; 1998, 10; 1999, 8. Blocked Punts (1): 1997, 1 (out of end zone for safety). Punt Returns (2): 1998, 1-6; 1999, 1-18.



60 ROBERT HUNT

Guard Year with Saints: 1 Year in NFL: 1
 Ht: 6-3 Wt: 307 College: Virginia
 Born: July 22, 1975 at Newport News, Virginia
 Joined Saints: Signed to Practice Squad, 1999

PRO: Accomplished pass protector who started past two years at right tackle for Virginia. Activated from practice squad, 12/24/99. Signed to Saints practice squad, 11/10. Originally drafted by Tampa Bay in seventh round as 226th overall pick. Signed to a three year contract by Tampa Bay, 7/29/99. Released by Tampa Bay, 9/5/99. Played with the Frankfurt Galaxy of NFL Europe in the spring of 2000. 1999 - After being cut by Tampa Bay at the end of training camp, was signed to the Saints practice squad in the middle of the season, until being placed on the active roster for the final two games of the season...did not participate in either game.

COLLEGE: Earned three letters at Virginia after seeing first extensive action in the Peach Bowl following his freshman campaign...started every game at right tackle as a Cavaliers senior and helped Virginia to berth in Peach Bowl...Earned first team All-ACC honors and was chosen as the conference's top tackle by coaches vote...helped pave way for RB Thomas Jones' 1,347 yard season...was key figure in Cavaliers' ACC-leading rushing attack, which garnered 213.1 yards on the ground per game...played nearly every snap of UVA's season...against Georgia Tech, opened holes that helped Virginia rack up an ACC-best 600 yards of offense, including 288 on the ground...versus San Jose State, provided power for Cavaliers' 446-yard rushing attack, part of a 556-yard offensive day...as a junior, started at right tackle for final eight games of season after subbing in on line during first three...earned second letter of college career as one of four new starters on Virginia's front line (including tight end)...got into seven games as a reserve offensive lineman during sophomore season...earned first collegiate letter...after redshirting in 1994, played in three games as a freshman, seeing most extensive action in Peach Bowl against Georgia...despite seeing less than ten snaps on offensive line during season, was pressed into action for entire second half against Georgia after starting right tackle Chris Harrison suffered cramps at halftime.

PERSONAL: Single...cousin of former NFL tight end Ferrell Edmunds, who played for both Seattle and Miami...played on both offensive and defensive lines at Menchville High School in Newport News, Virginia...was chosen as all-region and all-district player on both offense and defense...also earned four letters on Menchville track and field team in the shot put and was the Virginia Indoor state champion in that event...participated in Buddy Program during prep days and was charter member of Substance Use Prevention for Athletes (SUPA)...full name is Robert Williams Hunt.



21 STEVE ISRAEL

Cornerback Year With Saints: 1 Year in NFL: 9
 Ht: 5-11 Wt: 197 College: Pittsburgh
 Born: March 16, 1969 at Haddon Heights, New Jersey
 Joined Saints: Unrestricted Free Agent (New England), 2000

PRO: Was originally drafted by the Los Angeles Rams in the second round (30th overall) in the 1992 NFL Draft...he was waived by the Rams, 8/6/95, and claimed by the Green Bay Packers, 8/7/95. Following his release by Green Bay, 8/25/95, he was signed by the San Francisco 49ers, 10/3/95. He was signed by New England, 3/24/97. Israel signed with the Saints, 4/19/00. 1999 - Started the first 13 games of the season at right cornerback and helped the Patriots to reach their highest defensive ranking (8th overall, 7th against the pass) since 1988...his 13 starts were the most of his career, one more than his previous high of 12 starts in 1993...suffered a left ankle sprain, which sidelined him for the final three games of the season...recorded career highs with 56 defensive tackles, including 48 solo stops and one sack...also filled in on special teams and was credited with five tackles...finished third on the team with 11 passes defended...forced one fumble and was credited with two recoveries...at NY Jets, 9/12, opened the season by contributing to the Patriots come-from-behind victory over the Jets, sacking reserve QB Tom Tupa and forced a fumble on the play, which was recovered by Willie McGinest in the end zone for a touchdown...ended a Jets scoring threat when he intercepted a Rick Mirer pass at the Patriots 2-yard line in the fourth quarter...it was his fifth career interception, his fourth as a Patriot and was the first time in his career that he recorded both an interception and a sack in a single game...

vs. Indianapolis, 9/19, recorded five tackles and posted a season high with three passes defended...vs. NY Giants, 9/26, registered a season high with seven total tackles, including six solo stops...recovered a Rob Konrad fumble at the Patriots' 33-yard line to end a potential Dolphins scoring drive before the half, at Miami, 11/21...finished the game with six tackles, his fourth game of the season with at least six tackles...at Buffalo, 11/28, recovered a Jonathon Linton fumble on the first play of the second half...it was his second fumble recovery in as many weeks. **1998** — Started seven of 11 games at right corner for the Patriots after missing the first five weeks of the season rehabilitating a nagging knee injury...despite starting in less than half of the Patriots games, he posted career-highs in total tackles (41), sacks (2), interceptions (3) and tied a career-high with 12 passes defended...saw his first action of the season Week 6 vs. the Jets, 10/19, and posted three solo stops in reserve duty...received limited playing time in his first four games, playing in the Patriots' nickel and dime substitution packages...recorded his first sack of the season on a corner blitz vs. Atlanta, dropping Chris Chandler for a 2-yard loss...made his first start for the Patriots and his first NFL start in over two years when he took over the right corner position in the following week at Buffalo, 11/15 and was credited with four tackles...posted five tackles the following week vs. Miami, 11/23 and picked off a Dan Marino pass, his first of the season...his second interception of the year came off a Kordell Stewart pass at the Patriots 6-yard line in the fourth quarter to secure a 23-9 victory over the Steelers, 12/6...he posted a season-high with six tackles and intercepted his third pass of the season at St. Louis, 12/13...Logged another six-tackle effort the following week vs. San Francisco, 12/20, including a 10-yard sack on Steve Young. **1997** — A torn patella tendon in Israel's left knee, which he suffered during training camp, sidelined the veteran cornerback for most of the season...he returned in time to help the Patriots during the final month of the season...he saw limited playing time in just five games and finished the season with nine tackles, including a sack...he batted down two pass attempts, forced a fumble and was credited with a special teams tackle...he saw his first action of the season as a nickel back vs. the Jets, 9/14 after missing the entire preseason and the first two regular season games...he was listed among the Patriots inactives for the next eight games...he was activated vs. Miami, 11/23, but did not play...appeared in just his second game of the season in the 14th week of the season vs. Indianapolis, 11/30...Sacked Jacksonville quarterback Mark Brunell and forced a fumble in a 26-20 victory over the Jaguars, 12/7, the first sack and forced fumble of his career...recorded three tackles for the second consecutive week vs. Pittsburgh, 12/13...batted down a pass in each of his final four games, including both playoff games...intercepted his first pass as a Patriot in the divisional playoff game at Pittsburgh, 1/3/98, with a diving grab just inches off the turf, marking his first postseason interception. **1996** — Israel saw extensive playing time as the 49ers' nickel back and finished the season with a then-career-high 40 tackles (36 solos)...knocked away seven passes and grabbed his first career interception...listed among the 49ers inactives at Houston, 10/27 and at New Orleans, 11/3 due to injury...recorded three solo stops and recovered a fumble vs. Baltimore, 11/17...made a season-high six hits at Pittsburgh, 12/15. **1995** — Signed with the 49ers as a free agent, 10/3, and contributed extensively on special teams...received limited playing time in the 49ers secondary...finished the season with just one defensive stop...made his 49ers debut on special teams at Indianapolis, 10/15...listed among the 49ers inactives vs. New Orleans, 10/29, vs. Carolina, 11/5, vs. St. Louis, 11/26 and in the NFC divisional playoff game, 1/6/96...credited with a special teams tackle at Dallas, 11/12...recorded two defensive stops at Miami, 11/20...registered a special teams tackle vs. Buffalo, 12/3 and Carolina, 12/10 and had two hits vs. Minnesota, 12/18. **1994** — Opened the season as the Rams' starting right corner, but suffered a knee injury in the second game of the season and missed the next four weeks...he was off to best start of his career before the injury, totaling 17 tackles in the first two games...registered a career-high with nine tackles in the season opener vs. Arizona, 9/4...posted eight solo stops the following week at Atlanta, 9/11...missed the next four games due to injury and returned to action as a reserve...finished the year with 22 solo tackles and three passes defended. **1993** — Moved into the starting lineup for the final 11 games of the season and compiled 35 defensive stops and 12 passes defended...recorded a season-high with five tackles vs. Cleveland, 12/26. **1992** — Played in every game as a rookie, including two starts...used primarily on special teams and as an extra back in nickel coverages...started two games in nickel coverage, both against Atlanta's run-and-shoot offense...finished his rookie campaign with 27 total tackles (25 solos).

COLLEGE: Israel was a second-team All-American and first-team All-Big East selection as a senior at the University of Pittsburgh...Intercepted six passes and was credited with 11 pass deflections as a senior...Averaged 24.0 yards per return on 24 kickoffs...Earned MVP honors in the 1992 Hula Bowl...He also played in the East/West Shrine game...Missed 13 games during the 1989-90 seasons due to a right knee injury...graduated from Pittsburgh with a degree in economics in 1992.

PERSONAL: Steven Douglas Israel was born the son of James and Patricia Israel on March 16, 1969 in Lawnside, New Jersey...he is the middle of five children...his youngest brother, Ronald, plays safety at Notre Dame...attended Haddon Heights (New Jersey) High and lettered in football (3 years), and track (2)...rushed for 800 yards and 13 TDs and caught 27 passes for 486 yards as a senior to earn all-state and All-Delaware Valley honors...in his leisure time, Steve enjoys reading and playing chess...he was a Dallas Cowboys and

Philadelphia 76ers fan growing up...Steve and his wife, Lorae, have two daughters, Averi Lorae and Ashley Sharda, and a son, Austin Stephon.

Year	TACKLES				INTERCEPTIONS			
	GS/GP	Tkl	Asst	Tot.	No.	Yds.	LG	TD
1992 (Rams)	2/16	25	2	27	0	0	0	0
1993 (Rams)	12/16	31	4	35	0	0	0	0
1994 (Rams)	2/10	22	0	22	0	0	0	0
1995 (S.F.)	0/8	7	1	8	0	0	0	0
1996 (S.F.)	2/14	36	4	40	1	3	3	0
1997 (N.E.)	0/5	9	0	9	0	0	0	0
1998 (N.E.)	7/11	31	10	41	3	13	12	0
1999 (N.E.)	13/13	48	8	56	1	0	0	0
Totals	38/93	209	29	238	5	16	12	0

Year	TACKLES				INTERCEPTIONS			
	GS/GP	Tkl	Asst	Tot.	No.	Yds.	LG	TD
1995	0/0	inactive						
1996	0/2	3	0	3	0	0	0	0
1997	0/2	1	2	3	1	0	0	0
1998	1/1	1	0	1	0	0	0	0
Totals	1/5	5	2	7	1	0	0	0

ADDITIONAL STATS: Sacks (5): 1996, 1-3 yards lost; 1998, 3-13 yards lost; 1999, 1-15 yards lost. Passes Defended (47): 1993, 12; 1994, 3; 1996, 7; 1997, 2; 1998, 12; 1999, 11. Fumbles Recovered (4): 1992, 1; 1996, 1; 1999, 2. Forced Fumbles (2): 1997, 1; 1999, 1. Special Teams Tackles (34): 1992, 7; 1993, 3; 1994, 4; 1995, 7; 1996, 8; 1997, 1; 1999, 4.

CAREER HIGHS

Tackles: 9, vs. Arizona, 9/4/94
Solo Tackles: 8, at Atlanta, 9/11/94
Interceptions: 1, 5 times (most recently at NY Jets, 9/12/99)
Yards on Interceptions: 12, at St. Louis, 12/13/98
Long Return: 12, at St. Louis, 12/13/98
Touchdowns: none

PLAYOFF CAREER HIGHS

Tackles: 2, at Pittsburgh, 1/3/98
Interceptions: 1, at Pittsburgh, 1/3/98
Yards on Interceptions: 0, at Pittsburgh, 1/3/98
Long Return: 0, at Pittsburgh, 1/3/98



88 **WILLIE JACKSON**

Wide Receiver Year With Saints: 1 Year in NFL: 7
Ht: 6-1 Wt: 212 College: Florida
Born: August 16, 1971 at Gainesville, Florida
Joined Saints: Unrestricted Free Agent (Cincinnati), 2000

PRO: Was originally a fourth round (109th overall) draft choice of the Dallas Cowboys in the 1994 NFL Draft. Joined the Jacksonville Jaguars in 1995 after being selected in the expansion draft. Was signed as a free agent by the Cincinnati Bengals, 9/10/98, after being released in the 8/30/98 final cuts by the Jaguars. Was signed as an unrestricted free agent by the Saints, 4/28/00. **1999** — Rugged No. 3 WR played in 16 games for the third time in last four seasons and ranked third on team in receiving yards (369)...tied for third in catches (31), his first 30-catch season since '96...averaged 29.8 yards in brief kickoff return duty...Jackson started games 1-2 while usual starter Carl Pickens worked into shape after late signing...played as No. 3 WR in games 3-

16...started in place of Carl Pickens in 9/12 season opener at Tennessee and caught season-high 5 for 60 yards...Jackson's 17-yard TD catch from Jeff Blake lifted Bengals to 29-26 lead in third quarter at Tennessee...also scored at Tennessee on a two-point conversion pass from Blake in second quarter, and returned 3 kickoffs for 68 yards...returned 2 kickoffs for 79 yards 9/19 vs. San Diego, including season-long 46-yarder in third quarter...had 33-yard kickoff return 10/3 vs. St. Louis...caught 15-yard TD pass from Jeff Blake as time expired 10/31 vs. Jacksonville...had season-high 75 yards (on 4 catches) 11/7 at Seattle, including 22-yarder on 3rd-and-10 play to help set up second-quarter field goal...caught 4-for-47 on 11/21 vs. Baltimore, including 11-yarder on fourth-quarter drive to tie score at 31-31. **1998** — Began training camp with Jacksonville and was released in 8/30 final cuts...signed as free agent with Cincinnati on 9/10...played in games 3-4, 8-9, 11 and 14-16...on inactive list for games 2, 5-7 and 12-13...active but DNP in game 10...saw action in eight games and averaged 23.5 yards per catch...made Bengals debut 9/20 vs. Green Bay, with 1 catch for 12 yards from Neil O'Donnell on a third-and-four play to keep FG drive alive...his 35-yard catch from Paul Justin on a fourth-and-eight play at Jacksonville kept a TD drive alive and was the longest passing gain of the day for Cincinnati...led team 12/13 at Indianapolis with 90 receiving yards (on 3 catches)...caught 47-yard pass from Jeff Blake at Indy, play that carried to Colts 5 to set up a TD...also at Indy, had receptions of 37 and 6 yards from Eric Kresser. **1997** — Played as Jacksonville's third receiver behind Jimmy Smith and Keenan McCardell, with one start 10/26 at Pittsburgh in three-wideout set...led team at Steelers with 64 yards (on 3 receptions), including 8-yard TD and a 45-yarder from Brunell...had career-long 38-yard KO return 11/9 vs. Kansas City...made 100th career reception 12/7 vs. New England...played but did not have a catch in 12/27 Wild Card playoff loss at Denver. **1996** — Tied for second on Jaguars with 3 TD catches and ranked fourth with 486 receiving yards on 33 catches...scored team's first TD of the season on the first drive 9/1 vs. Pittsburgh, catching 38-yard pass from Mark Brunell and beating Rod Woodson...had second 100-yard game of career 9/22 at New England (4-101), including career-long 58-yard "Hail Mary" catch on final play of regulation when he was downed at one-foot line...had career-long TD catch of 41 yards from Brunell on 10/13 vs. N.Y. Jets...had career-high 8 receptions (for 69 yards) in one of his two starts, 11/17 at Pittsburgh...made an acrobatic 7-yard TD catch in fourth quarter 11/24 at Baltimore; Jaguars made two-point conversion to tie score and eventually won in overtime...made two-point conversion catch in third quarter of 30-27 victory 12/1 vs. Cincinnati; also caught 2 for 24 yards vs. Bengals...played in all three postseason games with 4 receptions for 46 yards, including 3 catches for 35 yards in Divisional round victory 1/4/97 at Denver. **1995** — Selected on 2/15 by Jacksonville in expansion draft to stock Jaguars and Carolina franchises...led inaugural Jaguars team in receptions (53), yards (589) and TDs (5) while playing 14 games and starting 10...also averaged 21.3 yards on 19 kickoff returns, second on the team...had six games with six or more receptions...made first start 9/24 vs. Green Bay and responded with 7 catches for 66 yards, including 2 for TDs in fourth quarter...took over team receptions lead 10/1 at Houston, with 6 catches for 48 yards as franchise claimed first win in 17-16 thriller...caught 6-for-94 in victory 10/8 vs. Pittsburgh...suffered sprained knee and foot 11/19 at Tampa Bay and missed following two games, 11/26 at Cincinnati and 12/3 at Denver...did not start 12/10 vs. Indianapolis, but got the first 100-yard game of his career and the second by a Jaguar, going 6-for-113 with 2 TDs...was the only Jaguar with 2 TD receptions in a game, and was first to do it twice...scored TD and a two-point conversion in season finale 12/24 vs. Cleveland. **1994** — Drafted by Dallas in fourth round (109th overall)...made Cowboys' opening day roster after ranking third in preseason receptions with 7 catches for 76 yards...on weekly inactive list for all 16 regular-season games and both postseason contests.

COLLEGE: Left Florida as No. 2 in school history in receptions (162) and yards (2172)...a three-year starter, he was selected team's outstanding receiver as a sophomore, with 51 catches for 725 yards and 10 TDs...led SEC as a junior with 62 catches for 772 yards and was named first-team all-conference and honorable mention All-America...caught 49-for-675 with 6 TDs as a senior.

PERSONAL: Hometown is Gainesville, Florida, where he earned All-State honors at P.K. Yonge HS...as a senior, combined team MVP honors with top academic achievement award...holds degree from Florida in telecommunications...son of Willie Jackson, Sr., who lettered in football at Florida from 1970-72 as the first black player in school history...father and son both wore No. 22 at Florida...older brother of San Francisco 49ers FB Terry Jackson...has sponsored an annual football camp and other non-profit initiatives through the Willie Jackson Youth Foundation...full name is Willie Bernard Jackson, Jr.

Year	GS/GP	No.	RECEIVING			LG	TD
			Yards	Avg.	Inactive*		
1994 (Dal.)	0/0						
1995 (Jax.)	10/14	53	589	11.1		45	5
1996 (Jax.)	2/16	33	486	14.7		58	3
1997 (Jax.)	1/16	17	206	12.1		45	2

1998 (Cin.)	0/8	7	165	23.6	47	0
1999 (Cin.)	2/16	31	369	11.9	29	2

Totals	15/70	141	1815	12.9	58	12
--------	-------	-----	------	------	----	----

Playoffs

Year	GS/GP	No.	Yards	Avg.	LG	TD
1994	0/0			Inactive*		
1996	0/3	4	46	11.5	19	0
1997	0/1	0	0	-	-	0

Totals	0/4	4	46	11.5	19	0
--------	-----	---	----	------	----	---


Year	No.	Kickoff Returns			
		Yards	Avg.	LG	TD
1994			Inactive*		
1995	19	404	21.3	47	0
1996	7	149	21.3	27	0
1997	32	653	20.4	38	0
1998	0	0	-	-	0
1999	6	179	29.8	46	0

Totals	64	1385	21.6	47	0
--------	----	------	------	----	---

ADDITIONAL STATISTICS: Rushing Attempts (4): 1996, 1-2; 1997, 3-14. Punt Returns (1): 1995, 1(-2). Two-point Conversions (4): 1995, 1; 1996, 1; 1997, 1; 1999, 1.

CAREER HIGHS

Receptions: 8, at Pittsburgh, 11/17/96
 Receiving Yards: 113, vs. Indianapolis, 12/10/95
 Receiving Long: 58, at New England, 9/22/96
 Receiving TDs: 2, twice (most recently vs. Indianapolis, 12/10/95)
 Kickoff returns: 6, twice (most recently at Cincinnati, 11/23/97)
 Kickoff return yards: 135, at Dallas, 10/19/97
 Long Kickoff Return: 47, at Cincinnati, 9/10/95



94 **JOE JOHNSON**

Defensive End Year With Saints: 7 Year in NFL: 7
 Ht: 6-4 Wt: 270 College: Louisville
 Born: July 11, 1972 at St. Louis, Missouri
 Joined Saints: Draft Choice No. 1, 1994

PRO: Was the 13th player overall and the fifth defensive lineman taken in the 1994 draft, a choice acquired from the Jets in an exchange of first-round picks. Possesses great strength and leverage. Is regarded as one of the breakthrough players in the NFL. **1999** — Sustained a season-ending knee injury in training camp and missed the entire season. Is expected to make a full recovery for the 2000 campaign. **1998** — Started all 16 games at RDE, one of just three players on defense and five players on the team to start every game on the year...he finished fifth on the Saints in tackles, and first among defensive linemen, with a career-high 70 (54 solo)...he also had 7 sacks on the year (31 yards lost)...was voted to his first NFC Pro Bowl team...he scored his first career touchdown, after recovering a fumble in the season-opener, at St. Louis, 9/6, a five-yard return... he also forced a fumble in game 2, vs. Carolina, 9/13, giving him at least one forced fumble every year of his career...posted one sack in each of the first four contests on the year, at St. Louis (4 yards) as part of his 4 tackle day (3 solo), vs. Carolina, (0 yards), where he recorded 4 tackles (all solo), at Indianapolis, 9/27 (4 yards), where he posted 5 tackles (all solo), and vs. New England, 10/4, (3 yards), among his 7 tackles (4 solo)...he also posted 7 tackles at Miami, 11/29 (3 solo)...tied a career-high and had a season-high two sacks (12 yards) vs. St. Louis, 11/5, giving him two sacks in a game each of the past four years...had a season-high 8 tackles

(all solo) vs. Atlanta, 12/13...although he was credited with just two tackles vs. Dallas, 12/6, he dominated Cowboys' LT Larry Allen...also had one pass defended on the year...was named as the Saints Player of the Year by Football News. **1997** — Started all 16 games for the first time in his career for the Saints...finished ninth on the Saints in tackles, with 46 (39 solo)...also posted a career-high 8.5 sacks (65 yards lost), three passes defended, a forced fumble and a fumble recovery...had his third two-sack game as a professional, at San Francisco, 9/14, as part of season-high five-tackle day...had 1.5 sack day vs. Arizona, 12/14, as part of his three-tackle performance...posted a sack in consecutive games three times on the year, vs. Atlanta, 10/12 (six yards), when he had three tackles and recovered a fumble, and vs. Atlanta, 10/19 (eight yards) as part of his two-tackle day...also had three sacks in consecutive games, vs. Seattle, 11/16 (nine yards) as part of his four-tackle day, which included a forced fumble, and at Atlanta, 11/23 (eight yards), as part of a two-tackle game...also had sacks in games 14-15, vs. St. Louis (12 yards lost), and vs. Arizona, 12/14, when he had 1.5 sacks. **1996** — Was inactive each of the first three weeks with a knee sprain sustained in preseason game at Kansas City...started each of the last 13 games, four at right defensive tackle, four at closed end in place of Darren Mickell, and five at open end...registered 59 tackles (50 solo), 7.5 sacks for 33 yards lost and three forced fumbles, which tied for the team lead...tackle and sack totals were both career-bests...tackle total was seventh on the team, sacks ranked second...in his first regular season game against Arizona 9/22, recorded a career-high 11 total tackles (9 solo), including a sack and a forced fumble...solid play continued all year...at NY Giants, led club with 8 tackles, including 1.5 sacks (7.5 yards lost)...at St. Louis 12/21, recorded 4 tackles and tied a career-high with 2 sacks (5 yards lost). **1995** — Came to camp about 30 pounds lighter than in his rookie season following a rigorous offseason program...started all 14 games in which he appeared, 12 at left end and two at nose tackle...placed ninth on the club with 50 total tackles...5.5 sacks (32.5 yards lost) were third on the team...also forced a fumble on the season...was inactive for games 7-8 with a sprained ankle...first full sack of the year came in his return to hometown, at St. Louis 9/10...started at nose tackle vs. Atlanta, 9/17, as Saints were in dime package most of the game, and recorded nine tackles (7 solo), including a sack...had best game of his career in season-ending shutout win at Jets, 12/24, when he posted 10 total tackles (7 solo) and two sacks, and was awarded a defensive game ball. **1994** — Opened the season as a reserve, but by week two had earned a starting spot at right end...tied for 10th on the club with 44 tackles (36 solo)...registered five tackles, his only sack of the year and a forced fumble, vs. Giants 10/2...tallied a season-high seven tackles, including a forced fumble that led to a TD, and was awarded a defensive game ball in win at Rams, 12/4...blocked a Chris Boniol 20-yard field goal attempt, vs. Dallas 12/19...was inactive with a bruised knee, vs. Rams 10/23...was a consensus all-rookie selection.

COLLEGE: In three years at Louisville, recorded 138 tackles, including 16 for loss, 25 sacks and eight forced fumbles...started every game at right end in a 4-3 scheme his final season, and came up with 66 tackles, including 17 sacks and eight stops for loss, three forced fumbles and two passes defended...had six tackles (five solo), and one sack in 1993 Liberty Bowl... was redshirted as a freshman, came out of school with one year of eligibility still remaining...majored in computer science.

PERSONAL: Was an all-state, all-conference and all-district selection as an offensive tackle and defensive end at Jennings High School in St. Louis, Missouri...is an avid weightlifter...single...makes offseason home in St. Louis... full name is Joe T. Johnson.

Year	GS/GP	TACKLES			SACKS	
		Tkl	Asst	Tot.	No.	Yards Lost
1994	14/15	36	8	44	1	7
1995	14/14	36	14	50	5.5	32.5
1996	13/13	50	9	59	7.5	33
1997	16/16	39	7	46	8.5	65
1998	16/16	54	16	70	7.0	31
1999	Spent season on I/R					
Totals	73/74	215	54	269	29.5	169

ADDITIONAL STATS: Fumbles Recovered (2): 1994, 1; 1998, 1. Forced Fumbles (8): 1994, 2; 1995, 1; 1996, 3; 1997, 1; 1998, 1. Passes Defended (5): 1994, 1; 1997, 3; 1998, 1. Blocked Kicks: 1994, 1 Field Goal.

CAREER HIGHS

Tackles: 11, vs. Arizona, 9/22/96
Solo Tackles: 9, vs. Arizona, 9/22/96
Sacks: 2, 4 times (at Jets, 12/24/95; at St. Louis, 12/21/96; at San Francisco, 9/14/97; vs. St. Louis, 11/15/98)
Yards Lost: 18, at San Francisco, 9/14/97



27 ROB KELLY

Safety Year With Saints: 4 Year in NFL: 4
Ht: 6-0 Wt: 199 College: Ohio State
Born: June 21, 1974 at Mt. Vernon, Ohio
Joined Saints: Draft Choice No. 2a, 1997

PRO: Was the first of two second-round selections by the Saints in the 1997 NFL Draft (33rd overall). A hard-hitting, aggressive safety, has a nose for the ball. **1999** — Saw action in all 16 games on the year, starting seven, all at FS...started games 1-5, game 12 and 16...recorded a career-high 35 tackles (23 solo) on the year, one interception (six yards) and four passes defended...had a season-high seven tackles (four solo) vs. Atlanta, 10/10, along with a pass defended...at Baltimore, 12/19, posted interception, halting a Ravens drive...had five tackles twice on the season, at San Francisco, 9/19 (four solo), along with a pass defended, and vs. Tennessee, 10/17 (one solo)...also collected three tackles on special teams (all solo) in addition to a fumble recovery, which came vs. Cleveland, 10/31, following a Saints punt...Kelly recovered a fumble forced by the Saints on the Browns 15-yard line, which led to a Saints touchdown just four plays later. **1998** — Saw action in all 16 games on the year, starting three...posted career-high 31 tackles on the season (22 solo), along with a career-best 2 interceptions (104 yards), which included his first career touchdown, a 79-yard return, when he intercepted a Dan Marino pass, at Miami, 11/29, which earned him a nomination as NFC Defensive Player of the Week, for week 13 of the season...also posted four passes defended on the season...tallied 10 stops on special teams (all solo)...started games 3, at Indianapolis, 9/27, and game 4, vs. New England, 10/4, at FS, and posted 8 defensive stops in each game, (7 solo at Indianapolis, 4 solo vs. New England)...also started game 16, vs. Buffalo, 12/27, as part of a goal-line package...had first interception of 1998 at Indianapolis, when he returned a Peyton Manning pass 25 yards. **1997** — Saw action in all 16 games on the season, and started the final two contests at free safety...registered 19 tackles on the season (14 solo), with one interception for 15 yards, three passes defended and a forced fumble...also tied for third on the special teams with nine tackles (seven solo)...had a season-high eight tackles in his first NFL start, vs. Arizona, 12/14, to go with one interception for 15 yards, two passes defended and a forced fumble... had four tackles (all solo), and a pass defended in season finale at Kansas City, 12/21.

COLLEGE: All-American first-team pick by The Poor Man's Guide to the NFL Draft... All-Big Ten Conference first-team pick by the media...started all year at free safety, with 66 tackles (37 solo), two sacks for minus 14 yards and four stops for 26-yards in losses...caused and recovered a pair of fumbles...blocked two kicks and had three interceptions for 86 yards in returns...deflected three passes...collected 14 stops (9 solo) vs. Wisconsin...picked off a pass and recovered a fumble, returning the fumble 79 yards for a touchdown in a 42-14 victory over Purdue...registered 10 hits against Michigan in the season finale...deflected a pair of passes and sacked Jake Plummer for an eight-yard loss in the Rose Bowl...registered two interceptions for the North Squad in the Senior Bowl...Super Sleeper Team selection in 1995 by The Poor Man's Guide to the NFL Draft after starting every game at free safety...finished third on the team with 68 tackles (38 solo)...played in 10 games in 1994 as a reserve strong safety and cornerback, blocking a punt vs. Alabama in the Citrus Bowl...appeared in 10 games in 1993 as a nickel back and on special teams, after redshirting in 1992...majored in criminal justice.


PERSONAL: Was an All-American selection by Street & Smith and USA Today at Newark Catholic (Ohio) High School...a standout tailback, rushing for 1,663 yards and 29 TDs as a senior...rushed for 156 yards and four touchdowns in the state championship game that year...enjoys English Premier soccer, kung fu movies, and collecting records in his free time...also has his own website, www.robkelly.com...married to Amey...full name is Robert James Kelly III.

Year	GS/GP	TACKLES			INTERCEPTIONS			
		Tkl	Asst	Tot.	No.	Yds.	LG	TD
1997	2/16	14	5	19	1	15	15	0
1998	3/16	22	9	31	2	104	79t	1
1999	7/16	23	12	35	1	6	6	0
Totals	12/48	59	26	85	4	125	79t	1

ADDITIONAL STATS: Passes Defensed (11): 1997, 3; 1998, 4; 1999, 4. Forced Fumbles (1): 1997, 1. Fumbles Recovered (1): 1999, 1.

CAREER HIGHS

Tackles: 8, twice (at Indianapolis, 9/27/98; vs. New England, 10/4/98)
Solo Tackles: 7, at Indianapolis, 9/27/98
Interceptions: 1, 4 times (last time at Baltimore, 12/19/99)
Yards on Interceptions: 79, at Miami, 11/29/98
Long Return: 79t, at Miami, 11/29/98
Touchdowns: 1, at Miami, 11/29/98



29 SAMMY KNIGHT

Safety	Year With Saints: 4	Year in NFL: 4
Ht: 6-0	Wt: 205	College: Southern California
Born: September 10, 1975 at Fontina, California		
Joined Saints: Free Agent, 1997		

PRO: Was signed by the Saints as an undrafted rookie free agent, 4/25/97. A converted linebacker, made smooth transition to safety at professional level. A hard-working, hard-hitting player, always finds the ball. Entering the 2000 season, is tied with Frank Watelet for ninth place on the Saints all-time list with 12 interceptions. With three interceptions, Knight will move into a tie for eighth place and with four interceptions will move into a tie for sixth. **1999** — Started all 16 games on the year at SS...finished second on the team with a career-high 102 tackles (75 solo) in a role that saw him provide more run support, which limited his interception totals...posted one interception (0 yds.), six passes defensed and a fumble recovery (0 yds.)...led the Saints in tackles three times on the year and was tied for the team lead three other times...led the team with eight tackles (six solo) in the season-opener, vs. Carolina, 9/12...led the team with 10 tackles (nine solo) vs. Tennessee, 10/17...led team with six tackles (five solo) at Jacksonville, 11/21...tied for team lead with seven tackles (five solo) vs. Cleveland, 10/31, six tackles (five solo) vs. San Francisco, and with 10 tackles (six solo) vs. St. Louis, 12/12...posted interception at Baltimore, 12/19, giving him 12 interceptions in his first three years, tying him for ninth on the Saints all-time list...also had two passes defensed against the Ravens...recorded nine tackles at Chicago, 10/3 (eight solo)...posted seven tackles (five solo) vs. Dallas, 12/24, one of three times on the year he had seven stops (vs. Atlanta, 10/10 (one solo); vs. Cleveland, 10/31 (five solo)...posted two pass breakups in game 2, at San Francisco, 9/19...had six tackles five times on the year, at NY Giants, 10/24, vs. Tampa Bay, 11/7, vs. San Francisco, 11/14, at Jacksonville, 11/21 and at Atlanta, 12/5. **1998** — Saw action in 14 games on the season, starting 13...started games 1-2 and 5-15 at FS...did not start game 16, when the Saints began in a goal-line defense...posted 75 tackles on the year (62 solo), which was good for fourth on the team...also led the Saints with career-high six interceptions for 171 yards (28.5 return average) and two touchdowns...28.5 average per return ranked fifth in the NFL in 1998...171 return yards was third-best total in the NFL...interception total was tied for third-most in the NFC and tied for fourth-most in the NFL, and is tied for the fourth-most in a single season in team history...posted a 91-yard interception return at Minnesota, 11/8, the longest in the NFC in 1998, and the third-longest in team history, among his two interceptions on the day, the second time in his career he has snared two interceptions in a single game...that effort at Minnesota garnered him NFC Defensive Player of the Week nomination...he also returned an interception for a touchdown at Arizona, 12/20, giving him two interception returns for scores in the same season, making him just the fourth player in team history to accomplish that feat, and the first since 1984...he also recovered a fumble at Arizona, and again received NFC Defensive Player of the Week nomination...two fumble recoveries on the season was tied for third-most in the NFL...also had nine passes defensed...posted 10 tackles (8 solo) at Arizona...had a season-high 9 solo tackles (9 total) in the season-opener at St. Louis, 9/6, along with one interception (8 yards)...had four interceptions over a three-game stretch, posting one (26 yards) vs. Tampa Bay, 10/25; one (0 yards) at Carolina, 11/1; and two (98 yards) at Minnesota, 11/8. **1997** — Saw action in all 16 games on the year, starting the final 12, games 5-14 at FS, and games 15-16 at SS...led the team and all NFL rookies with five interceptions (75 yards)...was third on the Saints with 84 tackles (67 solo), second with 12 passes defensed and a fumble recovery...also posted nine tackles on special teams (all solo), which tied for third-best...proved to be a pleasant surprise, moving into starting lineup for game 5, at NY Giants, 9/28, at free safety, and started the next 10 contests at that position, before moving to starting strong safety for the final two games...tied for team-high and registered a season-high 11 tackles in his first NFL start, at NY Giants, 9/28 (seven solo), along with a 32-yard interception...followed up with team-high 10 tackles at Chicago, 10/5 (seven solo)...had 10 tackles vs. San

Francisco, 10/26 (nine solo)...had a 39-yard interception at Oakland, 11/9, to preserve the Saints' victory, to go with his six tackles, one pass defensed, and a fumble recovery...recorded a season-high two interceptions at Carolina, 11/30, one on the final play of the first half, on a "Hail Mary" play, to end the Panthers' scoring threat, and the other midway through the second quarter to stop another Panther scoring opportunity...had team-high nine tackles in home finale vs. Arizona, 12/14.

COLLEGE: Played four years for the Trojans...led USC as a senior linebacker with 121 total tackles, including 11 for loss...served as USC's co-captain his senior year and was named the team's MVP and most inspirational...first-team All-Pac 10 selection in 1996...switched to linebacker prior to '96 after starting two years at strong safety...led USC his junior season with 89 tackles including nine for loss...was third on the team with 65 tackles his sophomore season...majored in communications.

PERSONAL: Was a Parade All-American at Rubidoux High School in Riverside, California...played free safety, wide receiver and quarterback his senior year, and compiled 153 total tackles, 11 interceptions, five blocked kicks, five forced fumbles and produced 483 yards and 12 touchdowns on 53 rushes for 9.1-yard average...had 30 tackles in one game...also earned letters in basketball and track...single...lives in River Ridge.

Year	TACKLES					INTERCEPTIONS			
	GS/GP	Tkl	Asst	Tot.	No.	Yds.	LG	TD	
1997	12/16	67	17	84	5	75	39	0	
1998	13/14	62	13	75	6	171	91t	2	
1999	16/16	75	27	102	1	0	0	0	
Totals	41/46	204	57	261	12	246	91t	2	

ADDITIONAL STATS: Passes Defensed (27): 1997, 12; 1998, 9; 1999, 6. Fumble Recoveries (4): 1997, 1; 1998, 2; 1999, 1.

CAREER HIGHS

Tackles: 11, at New York Giants, 9/28/97
Solo Tackles: 9, 3 times (vs. San Francisco, 10/26/97; at St. Louis, 9/6/98; vs. Tennessee, 10/17/99)
Interceptions: 2, twice (at Carolina, 11/30/97; at Minnesota, 11/8/98)
Yards on Interceptions: 98, at Minnesota, 11/8/98
Long Return: 91t, at Minnesota, 11/8/98
Touchdowns: 1, twice (at Minnesota, 11/8/98; at Arizona, 12/20/98)



23 KEVIN MATHIS

Cornerback	Year With Saints: 1	Year in NFL: 4
Ht: 5-9	Wt: 171	College: Texas A&M-Commerce
Born: April 29, 1974 at Gainesville, Texas		
Joined Saints: Trade (Dallas), 2000		

PRO: Was signed by the Cowboys as an undrafted rookie free agent in 1997 and joined the Saints via trade, 4/26/00. Possesses speed, coverage ability and a competitive nature. **1999** — Saw action in eight games on the year, starting four at LCB, and was slowed by injury...recorded 16 tackles (11 solo), and had 18 kickoff returns for 408 yards (22.7 avg.), with a long of 37...vs. Atlanta, 9/20, recorded a season-high five tackles and broke up a pass in his second start of the year...at Minnesota, 11/8, had a career-high six kickoff returns for a 19.2 yard average as well as tying for the team lead with two special teams tackles...returned to the field in the nickel defense and also on kickoff returns, posting four returns for a season-high 25.8-yard average...had a season-long 37-yard kickoff return before leaving the game due to injury. **1998** — Mathis started the final four games of the regular season, and the wild card playoff loss to Arizona to cap a very productive second NFL season...he also established himself as one of the more productive kickoff return men in the NFL, averaging 24.8 yards-per-attempt to finish the year ranked sixth in the NFC (13th in the NFL)...in the season opening win over Arizona, 9/6, Mathis made his first career NFL kickoff return good for 38 yards, while also adding three tackles for the Dallas defense...the following week at Denver, 9/13, he averaged a very healthy 29.2 yards-per-kickoff return on five attempts...in the Monday night win at the N.Y. Giants, 9/21, Mathis registered his first career interception, picking off a second quarter Giants pass that led to a Dallas field goal...he finished the night with six

tackles and two passes defended after taking over at cornerback and punt return man in the second and third quarters when Sanders was sidelined by dehydration...in the following week's loss to the Raiders, 9/27, Mathis gave Dallas excellent field position following kickoffs with returns of 31 and 36 yards in the first half...in the win over Carolina, 10/11, Mathis tied a club record with two fumble recoveries in the same game...the first recovery set up the Dallas offense at the Panthers' two-yard line...the second came after a 35-yard reception by Raghbi Ismail and helped stop a Panther scoring drive...the next week at Chicago, 10/18, he recorded his first career sack...in the win over the Giants, 11/8, Mathis averaged a season-high 33.7 yards on three kickoff returns, including a career-long 42-yarder...he also added three tackles on defense before suffering a fractured right forearm at the end of the first half while returning a kickoff...the broken right forearm forced Mathis out of action for the next three games: at Arizona, 11/5 and against Seattle, 11/22 and Minnesota, 11/26...while wearing a cast on his arm, he returned to earn his first starting assignment of the year at New Orleans, 12/6 in place of the injured Kevin Smith...Mathis registered his second interception of the year against the Saints to set up Dallas' only field goal of the game...he also picked up six tackles and forced a fumble...the following week at Kansas City, 12/13, Mathis posted a regular-season, career-high nine tackles and broke up three passes while starting his second straight game at left cornerback...he helped limit Chiefs' wide receivers to six receptions for 64 yards (10.7 average). In the division clinching win over Philadelphia, 12/20, Mathis added eight tackles and helped limit the Eagles' wide receivers to a 12 yards-per-catch average...in the playoff loss to Arizona, 1/2/99, he started at left cornerback, replacing Kevin Smith, and led the team with a career-high 11 tackles...he also intercepted a Cardinal pass and had four passes defended. **1997** — Mathis saw action in all 16 Dallas games as a rookie and started the final three at cornerback following Deion Sanders' season ending rib fracture...he was one of three rookie free agents to play the entire 1997 season for the Cowboys...he was a stellar performer on special teams, finishing the season ranked fourth on the squad with 16 kicking game tackles...in the season opening win at Pittsburgh, 8/31, he saw extended fourth quarter action, replacing Sanders...he picked up four tackles and his first punt return (nine yards) in his first NFL action...two weeks later in his first Monday night appearance, Mathis earned a special teams game ball for his play against Philadelphia, 9/15, leading the team with three special teams tackles...in back-to-back weeks in November, he led the Cowboys in special teams tackles against Washington (three on 11/16) and at Green Bay (three on 11/23). Mathis took over at right cornerback and as punt returner late in the first quarter against Tennessee, 11/27 after Sanders suffered a right rib fracture...he responded by recording three tackles, a pass defended and a fourth quarter fumble recovery while helping limit Steve McNair to a 9-of-17 day for 81 yards passing...Mathis earned his first NFL start for the ailing Sanders against Carolina, 12/8 and responded with three tackles and three passes defended, the most passes defended in a game by a rookie since Larry Brown had four against Houston (11/10/91). In his second NFL start, he recorded five tackles, a pass defended and a forced fumble that went out of the end zone for a touchback at Cincinnati, 12/14...In the season finale against the N.Y. Giants, 12/21, Mathis had five punt returns for 75 yards, including a season-best 45 yarder...he finished the season with 11 punt returns for 91 yards and a healthy 8.3-yard average.

COLLEGE: Mathis finished his senior campaign at Texas A&M-Commerce (formerly East Texas State) with 48 tackles, 17 passes broken up, four interceptions, two tackles for losses and a sack while leading the team with 16 punt returns for a 9.7 average and 15 kickoff returns for a 24.9 average...as a junior, he totaled 55 tackles, 16 passes defended and six interceptions...he also registered 26 punt returns for a 10.4 average...he recorded 57 tackles, 13 passes defended, three interceptions and three forced fumbles as a sophomore...as a redshirt freshman, he contributed 64 tackles, 11 passes broken up, three interceptions and four fumble recoveries.

PERSONAL: Mathis, born April 29, 1974, in Gainesville, Texas was a two-time all-district honoree for Gainesville, Texas, High School, where he also lettered in basketball and track.

Year	TACKLES				INTERCEPTIONS			
	GS/GP	Tkl	Asst	Tot.	No.	Yds.	LG	TD
1997	3/16	16	7	23	0	0	-	0
1998	4/13	32	9	41	2	0	0	0
1999	4/8	11	5	16	0	0	-	0
Totals	11/37	59	21	80	2	0	0	0

Playoffs

Year	GS/GP	Tkl	Asst	Tot.	No.	Yds.	LG	TD
1998	1/1	11	0	11	1	0	0	0

Year	KICKOFF RETURNS					PUNT RETURNS					
	No.	Yds.	Avg.	LG	TD	No.	FC	Yds.	Avg.	LG	TD
1997	0	0	-	-	0	10	2	91	9.1	45	0
1998	25	621	24.8	42	0	2	1	3	1.5	5	0
1999	18	408	22.7	37	0	0	0	0	-	-	0
Totals	43	1029	23.9	42	0	12	3	94	7.8	45	0

ADDITIONAL STATS: Passes Defended (14): 1997, 5; 1998, 8; 1999, 1. Fumble Recoveries (3): 1997, 1-0; 1998, 2-6. Forced Fumbles (2): 1997, 1; 1998, 1. Special Teams Tackles (23): 1997, 16; 1998, 5; 1999, 2.

CAREER HIGHS

Tackles: 9, at Kansas City, 12/13/98
Solo Tackles: 8, at Kansas City, 12/13/98
Interceptions: 1, two times, most recently at New Orleans, 12/6/98
Yards on Interceptions: 0, two times, most recently at New Orleans, 12/6/98
Long Return: 0, two times, most recently at New Orleans, 12/6/98
Punt returns: 5, vs. NY Giants, 12/21/97
Punt return yards: 75, vs. NY Giants, 12/21/97
Long Punt Return: 45, vs. NY Giants, 12/21/97
Kickoff returns: 6, at Minnesota, 11/8/99
Kickoff return yards: 146, at Denver, 9/13/98
Long Kickoff Return: 42, vs. NY Giants, 11/8/98

POSTSEASON CAREER HIGHS

Tackles: 11, vs. Arizona, 1/2/99
Solo Tackles: 11, vs. Arizona, 1/2/99

**66 JASON MCENDOO**


Center Year with Saints: 1 Year in NFL: 1
Ht: 6-5 Wt: 315 College: Washington State
Born: February 25, 1975 in San Diego, California
Joined Saints: Free Agent, 2000

PRO: Was signed by the Saints 3/6/00. Was originally selected on the seventh-round, 197th overall, of the 1998 draft by the Seattle Seahawks. Originally waived at end of 1998 training camp, 8/24, and signed to the practice squad, 8/31. Signed to the active roster, 10/30, for two weeks. Released and re-signed to practice squad, 11/10. Released by Seahawks at conclusion of 1999 training camp, 9/5, and signed to practice squad, 9/6. ...**1999** — After being cut in training camp, was on practice squad for entire season...was the starting center for the Berlin Thunder of NFL Europe in the spring...made NFL Europe All Pro team. **1998** — Spent majority of rookie season on practice squad, except for two games in which he was on active roster...saw first career action on two series at center versus Oakland 11/1 when starter Kevin Glover left the game with a back injury...was inactive versus Kansas City 11/8.

COLLEGE: Three-year starter at left guard and four-year long snapper for the Cougars...twice earned all-conference mention...named to the All-Pac 10 team after helping guide Washington State to the Rose Bowl while ranking second in the nation in total offense averaging 502.2 yards per game, as a senior in 1997...was also named Washington State University offensive lineman of the year...All-Pac 10 honorable mention as a junior in 1996...started every game as a sophomore in 1995...started three games at left guard in his first season, 1994...redshirted in 1993.

PERSONAL: All-America and all-state selection at Aberdeen High in Aberdeen, Washington...earned six letters in football and baseball...majored in history with a double minor in business and anthropology and earned Academic All-Pac 10 honors in 1996 and 1997...uncle Jim Winn pitched in the major leagues for 10 seasons...he and his wife, Ruth, live in Pullman, Washington.

GAMES STARTED/PLAYED: (1998, 0/1).




52 RON MERKERON

Linebacker Year with Saints: 1 Year in NFL: 2
 Ht: 6-2 Wt: 247 College: Colorado
 Born: August 30, 1975 in Clarksville, Tennessee
 Joined Saints: Free Agent, 2000

PRO: Was signed by the Saints, 3/2/00. Was originally drafted by New England in the fifth round (145th overall) of the 1998 NFL Draft. Signed by the Patriots 7/19/98. Underwent surgery on his legs and was placed on injured reserve 8/25/98 for the remainder of the season. Was released by the Patriots in 1999 training camp. Was signed to the Seattle practice squad 12/8/99. **1999** – After being cut in training camp by the Patriots, spent the final month of the season on Seattle's practice squad. **1998** – Placed on injured reserve in training camp after having surgery to relieve compartment pressures in each of his lower legs.

COLLEGE: Was a four-year letterman at the University of Colorado (1994-97)...started 22 of 33 games and totaled 174 career tackles, including a sack and nine tackles for losses...caused one fumble and recovered another which he returned 33 yards...majored in sociology at Colorado...started four of five games his senior year and finished the year with 36 total tackles...collected 12 tackles and returned a fumble 33 yards vs. Wyoming, but suffered torn ligaments in his left ankle when he was tackled, causing him to miss the next six games...returned for the season finale vs. Nebraska, and closed out his collegiate career with a 10-tackle effort...as a junior, earned All-Big 12 Conference honorable mention after starting 10 of 12 games at strongside outside linebacker and collecting a career-high 80 tackles...earned the Regiment Award, given annually by the Colorado coaching staff to the player who made the greatest contribution to the team with the least recognition...as a sophomore, earned All-Big 8 honorable mention honors and was one of the Colorado players to share the team's Most Improved Player honors...started eight of 11 games and finished the season with 55 tackles and a 7-yard sack...as a redshirt freshman, appeared in nine games on special teams, seeing action at outside linebacker in four of those games...credited with three tackles...redshirted as a freshman.

PERSONAL: Attended Clark High in Las Vegas, Nevada, where he starred in football, wrestling and track...earned All-American acclaim by Super Prep magazine after his senior season when he collected 85 tackles, two sacks, and five forced fumbles as an inside linebacker and rushed for 830 yards and 16 touchdowns on 137 carries (6.1 avg.) as a fullback...added All-Far West, All-Midlands, All-Sunset, All-Southern Zone Conference and USA Today honorable mention honors to his senior-year dossier after leading his team to the state playoffs...as a junior, he totaled 80 tackles and three sacks while rushing for 450 yards and two scores...earned two varsity letters in wrestling and lettered in track, competing as a sprinter in addition to throwing the shot put and discus...his father is a professional boxing trainer who has trained world champions Roy Jones Jr. and Ray Mercer...his cousin Harry Galbreath, played guard at Tennessee and played professionally for the Miami Dolphins, Green Bay Packers, and New York Jets...another cousin, Tim Cross, played collegiate at Tennessee State...Ron Devon Merkeron was born August 30, 1975, in Clarksville, Tennessee.



59 KEITH MITCHELL

Linebacker Year With Saints: 4 Year in NFL: 4
 Ht: 6-2 Wt: 245 College: Texas A&M
 Born: July 24, 1974 at Garland, Texas
 Joined Saints: Free Agent, 1997

PRO: Was originally signed by the Saints as a rookie free agent, 4/25/97. Has worked his way up the depth chart into a solid, valuable starter. **1999** — Started and played in all 16 games for the first time in his career...responded by leading the Saints in tackles, with a career-high 104 (76 solo) and recorded 3.5 sacks (23.5 yards) and three interceptions for 22 yards...he also had 14 passes defended, three forced fumbles and a fumble recovery...Mitchell led the team in tackles twice on the year and was tied for the lead two other times...Mitchell also led the Saints in sacks in the season finale and tied for the lead in another game...Mitchell led the Saints in game 3, at Chicago, 10/3, when he posted 11 tackles (eight solo), in addition to a forced fumble and a fumble recovery...he also led the Saints with eight tackles (seven solo) at Atlanta, 12/5...he collected 10 tackles (six solo) vs. Tampa Bay, 11/7...he was tied for the team lead vs. Cleveland, 10/31, when he had

seven tackles (three solo) and a pass defended...he also was tied for the team lead at St. Louis, 11/28, when he had five tackles (four solo), which included a sack (10 yards)...he collected his first career interception in the season opener, vs. Carolina, which he returned for 18 yards, and posted two passes defended...his second career interception (0 yards) came at NY Giants, 10/24, as he again posted two passes defended and seven tackles (five solo)...he had his third career interception at Baltimore, 12/19, (four yards) and two passes defended...in the season finale, at Carolina, 1/2/00, had a career-high two sacks (10 yards). **1998** — In his most extensive action as a professional, started 15 of the 16 games he saw action in on the year...only game he did not start was game 15, at Arizona, 12/20, when the Saints started in a dime defense...finished seventh on the Saints in tackles, with 66 (42 solo)...also posted 2.5 sacks for 20.5 yards...forced four fumbles, which was tied for third-best in the NFL...also recovered three fumbles, tied for second-best in the NFL, one of which he returned for a 63-yard score, vs. New England, 10/4, off his own force...posted a season and career-high nine tackles (six solo) at Miami, 11/29, and had one forced fumble...posted seven tackles vs. Tampa Bay, 10/25...recorded seven tackles (five solo) vs. Atlanta, 12/13, which included one sack for 13 yards...posted seven tackles again the following week, at Arizona, 12/20 (four solo). **1997** — Saw action in all 16 games, starting two...recorded 24 tackles on the year (20 solo), four sacks (23 yards lost) and a forced fumble...he also posted five special teams stops (all solo) on the year...started final two games of the season in place of an injured Richard Harvey, vs. Arizona, 12/14, when he recorded five tackles (three solo), and at Kansas City, 12/21, when he recorded four tackles (all solo)...had a four-yard sack at San Francisco, 9/21...also posted back-to-back games with an eight-yard sack, at Chicago, 10/5, and vs. Atlanta, 10/12...had a three-yard sack vs. St. Louis, 12/7 as part of his four-tackle day.

COLLEGE: Played four years and made 23 career starts for the Aggies...made 72 total tackles including 14.5 sacks his senior year, which earned him first-team All-American recognition from Football News and first-team All-Big 12 honors...second-team All-Southwest Conference pick for junior season...left A&M fourth-all time in career sacks, with 34...played in 1996 East-West Shrine Game...majored in agribusiness.


PERSONAL: Compiled 20 sacks as a senior at Lakeview High School in Garland, Texas...single...born Clarence Marquis "Keith" Mitchell.

Year	GS/GP	TACKLES			SACKS	
		Tkl	Asst	Tot.	No.	Yards Lost
1997	2/16	20	4	24	4	23
1998	15/16	42	24	66	2.5	20.5
1999	16/16	76	28	104	3.5	23.5
Totals	33/48	138	56	294	10	67

ADDITIONAL STATS: Interceptions (3): 1999, 3 - 22 yds. Forced Fumbles (7): 1998, 4; 1999, 3. Fumble Recoveries (4): 1998, 3; 1999, 1. Special Teams Tackles (6): 1997 5; 1998 1.

CAREER HIGHS

Tackles: 11, at Chicago, 10/3/99
 Solo Tackles: 8, at Chicago, 10/3/99
 Sacks: 2, at Carolina, 1/2/00
 Yards Lost: 13, vs. Atlanta, 12/13/98



25 ALEX MOLDEN

Cornerback Year With Saints: 5 Year in NFL: 5
 Ht: 5-10 Wt: 190 College: Oregon
 Born: August 4, 1973 at Detroit, Michigan
 Joined Saints: Draft Choice No. 1, 1996

PRO: The selection of Alex Molden represented the first time in their 31-year history that the Saints have chosen a defensive back in the first round. Molden was just the second player that the Saints have selected from Oregon. Molden was the first defensive back selected in the draft, with the 11th overall selection. A superior athlete with excellent speed, leaping ability and instincts, Molden excels in bump-and-run technique. **1999** — Saw action in 13 games on the year, with no starts...dressed, but did not play in three games...collected 15

tackles on the year (13 solo), one interception (two yards) and 6 passes defended, which was tied for fourth on the team...posted one interception for two yards and a pass defended vs. Tennessee, 10/17. ... had a season-high four tackles (three solo) at NY Giants, 10/24...dressed, but did not play in games 1-2 and game 4...posted three tackles (two solo) vs. St. Louis, 12/12. **1998** — Started 15 of 16 games at LCB...posted 62 tackles (54 solo) on the year, and also recorded two interceptions (35 yards)...15 passes defended led Saints...also forced two fumbles on the season...did not start game 16, vs. Buffalo, 12/27, when the Saints began in a goal line package...posted a season-high eight tackles (all solo) vs. San Francisco, 10/11...tied season-high with eight tackles (seven solo) vs. Atlanta, 12/13...recorded a career-best five passes defended vs. Tampa Bay, 10/25...posted first interception of the season vs. New England, 10/4 (11 yards)...second interception of season came vs. St. Louis, 11/15, good for career-best 24 yard return...forced fumble vs. Dallas, 12/6, which stopped a Cowboys drive, and allowed the Saints to capitalize on the next series with an 89-yard TD pass...forced fumble at Arizona, 12/20, at the Saints one-yard line, which was recovered in the end zone by the Saints, halting a Cardinals scoring opportunity. **1997** — In his first year as a full-time starter, started 15 of 16 games at LCB...tackle total of 69 (57 solo) was good for fourth on the squad...took advantage of the Saints' blitz scheme, as he led all NFC cornerbacks with four QB sacks (36 yards lost)...led the Saints with 13 passes defended...also forced three fumbles and recovered two others, which tied for first on the team...Molden posted his first sack of the season (four yards) in the opener at St. Louis, 8/31, along with three tackles and three passes defended...had six tackles in games at San Francisco, 9/14 (five solo), when he also forced a fumble and recovered another, and vs. Detroit, 9/21 (four solo), when he also had two passes defended...posted his second sack of the season the following week at NY Giants, 9/28 (14 yards), as part of his five tackle (four solo), one pass defended and one forced fumble day...had eight tackles (seven solo) vs. Carolina, 10/19 with one pass defended...had another sack (nine yards) at Oakland, 11/9, and a career-high 10 tackles (all solo) and a nine-yard sack at Carolina, 11/30...posted his third forced fumble of the season vs. St. Louis, 12/7. **1996** — Was inactive for each of the first two games with a sprained ankle sustained in the final preseason game...served as the nickel back each of the final 14 games, which included two starts...was credited with 21 total tackles, 17 of them solo...tied for third on the team with two interceptions, which are the most by a Saints rookie since 1991...recorded two sacks for 27 yards lost, and three passes defended on the year...also recorded two tackles on special teams...at Atlanta 11/17, registered six tackles, all solo, and the first interception of his career...at St. Louis 12/21, registered four tackles, including his only two sacks of the year.

COLLEGE: Started 10 games at cornerback his senior season and registered 44 tackles, three INTs and nine passes defended...was named a first-team All-Pac 10 choice and a second-team All-America...was coached his senior season by former Dallas Cowboys defensive back Charlie Waters, who was Oregon's defensive coordinator/secondary coach...played in the East-West Shrine Game...opened 42 of 44 games in his four-year career, all at left cornerback. ...posted 189 tackles, 10 interceptions and 55 passes defended...his first three years at Oregon, was coached by Atlanta Falcons' defensive coordinator Rich Brooks...was a first-team all-conference pick as a junior when he was credited with a career-high 51 tackles, three INTs and 16 passes defended...sustained torn knee ligaments in the Independence Bowl following his freshman year...was a Freshman All-America selection in 1992...earned degree in psychology.

PERSONAL: Was an All-State Class 5A first-team pick at Sierra High School in Colorado Springs, Colorado...in addition to playing defensive back, also saw action at tailback and as a punt returner...while in high school attended a summer football camp in Greeley, Colorado run by Sam Pagano, father of former Saints defensive assistant John Pagano...as a junior in high school, was named MVP of the camp...off the field likes to read, bowl and play chess...donated \$5,000 to Boys and Girls Club of New Orleans and \$5,000 to his hometown Boys and Girls Club in Colorado...also contributes \$1,000 per interception to both clubs...he and his wife, Christian, have two sons, Isaiah and Elijah...full name is Alex M. Molden.

Year	TACKLES				INTERCEPTIONS			
	GS/GP	Tkl	Asst	Tot.	No.	Yds.	LG	TD
1996	2/14	17	4	21	2	2	2	0
1997	15/16	57	11	68	0	0	-	0
1998	15/16	54	8	62	2	35	24	0
1999	0/13	13	2	15	1	2	2	0
Totals	32/59	141	25	166	5	39	24	0

ADDITIONAL STATS: Sacks (6): 1996, 2-27 yards lost; 1997, 4-36 yards lost. Passed defended (37): 1996, 3; 1997, 13; 1998, 15; 1999, 6. Forced Fumbles (5): 1997, 3; 1998, 2. Fumbles Recovered (2): 1997, 2.

CAREER HIGHS

Tackles: 10, at Carolina, 11/30/97
 Solo Tackles: 10, at Carolina, 11/30/97
 Interceptions: 1, 5 times (most recently vs. Tennessee, 10/17/99)
 Yards on Interceptions: 24, vs. St. Louis, 11/15/98
 Long Return: 24, vs. St. Louis, 11/15/98



65 **CHRIS NAEOLE**


Guard Year With Saints: 4 Year in NFL: 4
 Ht: 6-3 Wt: 313 College: Colorado
 Born: December 25, 1974 at Kailua, Hawaii
 Joined Saints: Draft Choice No. 1, 1997

PRO: The selection of Chris Naeole with the 10th overall selection in 1997 represented the first time that a guard had been drafted in the top 10 since 1983 (Chris Hinton, no. 4 - Denver; Bruce Matthews, no. 9 - Houston). It also represented the earliest that the Saints have selected a guard since 1972 (Royce Smith, Georgia, no. 8 overall) and marked just the fourth time in the Saints' 31-year history that a guard was selected in the first round (John Shinnars, Xavier, 1969; Royce Smith, Georgia, 1972; Kurt Schumacher, Ohio State, 1975). Naeole was selected with a choice obtained from the Oakland Raiders in exchange of draft choices. Regarded as an excellent trap blocker, also possesses excellent speed and power. **1999** — Started and played in 15 games on the year, all at RG...was inactive for one game, vs. Tampa Bay, 11/7, with a knee injury...also posted a tackle following interceptions in games 14-15. **1998** — In his first full season as a professional, was one of just two players on offense to start all 16 games (TE Cameron Cleeland) and just one of five players on the Saints team...all starts came at the RG position...posted one tackle on an interception return, at San Francisco, 11/22...also recovered one fumble, at Arizona, 12/20. **1997** — Following a knee injury during training camp that sidelined him until after the start of the regular season, Naeole was inactive for the first contest of the season...saw limited action at right guard vs. San Diego, 9/7, at San Francisco, 9/14, at Detroit, 9/21, and at NY Giants, 9/28...sustained an ankle injury in the Giants contest, and was inactive at Chicago, 10/5, and vs. Atlanta, 10/12, before being placed on I/R, 10/17.

COLLEGE: Recorded 58 knockdowns with 30 downfield blocks and 16 touchdown-resulting blocks as a fifth-year senior at Colorado...participated in 760 plays, allowing no sacks and only one pressure after starting all 11 games at right guard...was the recipient of the John Mack Award, given to the Most Outstanding Offensive Player on the team...was also All-American first-team selection by The NFL Draft Report, Football News, Associated Press, American Football Coaches Association and Walter Camp, adding second-team honors from The Sporting News...All-Big Twelve Conference first-team pick...as a junior, was an All-American second-team selection by The NFL Draft Report. ...unanimous All-Big Eight Conference first-team pick after starting every game at right guard...on the field for 688 plays as he allowed only two pressures while not giving up a sack for a team ranked sixth in the nation, averaging 486.6 yards per game in total offense and eighth in passing offense (297.2 yards/game)...as a sophomore, was an Associated Press All-Big Eight Conference second-team selection after starting every game at right guard, participating in a team-high 726 plays, allowing only one sack and three QB pressures...as a freshman, saw action in eight games, at both the guard and tackle positions...red-shirted as a freshman...graduated with a 3.0 GPA in sociology.

PERSONAL: Was an All-America first-team selection by Tom Lemming's Prep Football Report, adding second-team accolades from Blue Chip Report and honorable mention from USA Today as a senior at Kahuka (Kaaava, Hawaii) High...All-Far West pick by Super Prep Magazine...two-way tackle, making 56 tackles with five sacks, eight passes deflected, four forced fumbles and three fumble recoveries his senior year...earned two letters in football and one in wrestling...twice named to the school's honor roll. ...graduated with a 3.0 average...he and his wife, Tara, have a daughter, Azure Ke'alahilani, and a son, Christian Kaiwikani...full name is Chris Kealoha Naeole.

GAMES STARTED/PLAYED: (1997, 0/4); (1998, 16/16); (1999, 15/15). Totals 31/35.



64 ROBERT NEWKIRK

Defensive Tackle Year With Saints: 1 Year in NFL: 1
 Ht: 6-3 Wt: 290 College: Michigan State
 Born: March 6, 1977 at Belle Glade, Florida
 Joined Saints: Free Agent, 1999

PRO: Was originally signed by the Dallas Cowboys as an undrafted rookie free agent in 1999, and spent a majority of the season on the Cowboys practice squad. Was signed to the Saints active roster, 12/1/99. **1999** — Saw action in the Saints final five games of the season, with no starts...saw action at DT and on special teams...vs. Dallas, 12/24, had one solo tackle and one forced fumble...forced fumble was on Cowboys RB Emmitt Smith, which was picked up by Saints CB Fred Weary and returned 58 yards for the game-winning touchdown.

COLLEGE: Closed his final collegiate season with 61 tackles, three tackles for losses, two sacks, two passes defended, a forced fumble and a blocked kick...as a sophomore in 1997, he appeared in ten games, recording 54 tackles, six stops behind the line of scrimmage and three sacks...he started 11 games as a redshirt freshman, registering 32 tackles, nine tackles for loss and three sacks...was a horticulture major.

PERSONAL: Was rated as the state of Florida's second-best defensive tackle by National Bluechips after posting 73 tackles and 10 sacks as a senior at Glade Central High School in Belle Glade, Florida.

GAMES STARTED/PLAYED: (1999, 0/5).



28 CHRIS OLDHAM

Safety Year With Saints: 1 Year in NFL: 10
 Ht: 5-9 Wt: 200 College: Oregon
 Born: October 26, 1968 at Sacramento, California
 Joined Saints: Unrestricted Free Agent (Pittsburgh), 2000

PRO: Was originally a fourth-round (105th overall) draft choice of the Detroit Lions in the 1990 NFL Draft. Is a dependable, veteran defensive back who could play at cornerback or safety. Adds depth to special teams and secondary. Played briefly with Buffalo (1991) before two stints with Cardinals (two games in 1991, one game in 1992), before spending all of the 1994 season in Arizona. Played every game with the Steelers after joining as an unrestricted free agent April 13, 1995. Signed as an unrestricted free agent with the Saints, 2/14/00. **1999** — Produced another solid season as the Steelers' nickel back and special-teams captain...registered 16 total tackles (13 solos)...also recorded three sacks, six pass defenses and one forced fumble...was credited with 10 special-teams tackles...finished the preseason with 10 total tackles (eight solo stops)...also was credited with a sack and three special-teams tackles...at Cleveland, 9/12, had a super game on both special teams and defense, collecting the team's first interception of the season, intercepting Ty Detmer in the first quarter that led to the Steelers' first TD of the season...also had a sack for eight yards...finished with one solo tackle...vs. Seattle, 9/26, returned to action despite a sore ankle sustained the previous week at Baltimore...registered two tackles and a quarterback hurry...at Buffalo, 10/10, had a busy day both on defense and on special teams...registered a team-high three special-teams tackles...also had one tackle and a pass defense...at Cincinnati, 10/17, logged 22 plays on defense and had another solid day on special teams...recovered a fumble on a muffed punt...registered one special-teams assist...also was credited with one tackle and a sack...at San Francisco, 11/7, had a very active day both on defense and special teams...finished with two total tackles...also had a sack, his second of the season, and two quarterback hurries/pressures...registered one assist on special teams...at Kansas City, 12/18, missed his first game in 10 years because of a groin injury...vs. Carolina, 12/26, finished with three pass defenses in just 16 defensive plays. **1998** — Played in all 16 games and earned one start, replacing injured free safety Darren Perry in the 9/27 Seattle contest...finished with 21 total tackles, including 18 solo stops...also was credited with a half a sack...collected his sixth career interception in the 12/6 New England game...also returned a fumble by David Dunn on the opening kickoff of the second half of the 12/20 Cincinnati game 54 yards for a TD...contributed seven total tackles on special teams, including five solo stops...played in the Steelers dime packages in the season opener at Baltimore, 9/6...picked up one solo tackle, and also picked up a solo tackle on special teams...had one solo tackle versus Chicago, 9/13...replaced the

injured Darren Perry at Miami, 9/20 and logged 38 plays...registered three solo tackles...earned the first start of the season-and his first as a Steeler-in the Seattle game, 9/27 replacing injured free safety Darren Perry...played admirably, registering two total tackles...recovered the second fumble of his career in the third quarter and returned it 22 yards to set up a Steelers' field goal...returned to his role as Darren Perry's backup at Cincinnati, 10/11...participated in 22 plays...was credited with one tackle and a quarterback hurry/pressure...played in 21 of the team's 68 defensive snaps versus Baltimore, 10/18...recovered a fumble on a Ravens' kickoff return late in the fourth quarter that led to a Steelers' field goal...played mostly on special teams and nickel defense at Kansas City, 10/26...was credited with no tackles...played in the pass prevent and special teams versus Tennessee, 11/1...had one of his most active days in the secondary in the Monday Night game versus Green Bay, 11/9...registered five total tackles, including four solo stops...also had one tackle for a loss of two yards and two quarterback hurries/pressures...recorded one special-teams assist...was credited with two tackles at Tennessee, 11/15...also made an excellent stop for minus-four yards that gave the Oilers possession at their own 10-yard line...had an active day especially on special teams at Detroit, 11/26...finished with two tackles and two solo special-teams stops...also was credited with a half sack...registered two solo special teams tackles and recovered a fumble-his second of the game-on a kickoff caused by Orpheus Roye...collected his first interception of the season, the sixth of his career and the fourth as a Steeler, in the third quarter of the New England game, 12/6 that set up a 43-yard field goal...had one tackle in 15 defensive plays at Tampa Bay, 12/13...also was credited with two quarterback hurries/pressures...made perhaps the most spectacular play of the game against Cincinnati, 12/20 when he picked up a fumble by David Dunn on the opening kickoff of the second half and raced 54 yards for a TD...finished with two total tackles and two special-teams assists. **1997** — Played in all 16 games and emerged as one of the club's top special-teams players...had a key interception late in the game against Washington, 9/7 to help preserve win...finished the season with 20 special-teams tackles, tied for second on the team...also had 24 total tackles, 21 solo stops and four sacks...had his second and final interception versus Baltimore, 11/9...registered a season-high five tackles-all solos-against Jacksonville, 10/26. **1996** — Played every game and finished second on team with 27 special-teams tackles...recorded a season-high four special-teams stops, two solos versus Houston, 9/29...equaled four total, three solo, one assist against Cincinnati, 10/13...had two tackles and first sack (-3 yards) as a Steeler versus St. Louis Rams, 11/3...registered second sack (-7 yards) of the season and a pass defense against San Diego, 12/8...also downed a Josh Miller punt on Chargers three-yard line...played postseason game versus Indianapolis, 12/29 and recorded season-best five special-teams tackles, four solos...added three more stops at New England, 1/5/97...led the team with seven special-team tackles in postseason. **1995** — Played in 16 games...finished the season with 15 tackles on defense and added 12 special-teams tackles to tie for fifth on team...had season-high two special-teams tackles versus San Diego, 10/1 and at Cincinnati, 11/19...registered a season-high five defensive tackles versus Cleveland, 11/13...produced a fourth quarter interception at Cleveland, 11/26 to help preserve a 20-17 Pittsburgh lead and eventual win...added four tackles at Oakland, 12/10 for second-highest output...had his best game versus New England, 12/16, registering two defensive stops and one special-teams tackle...also recovered a Ben Coates fumble forced by Greg Lloyd and returned it 23 yards for a TD in fourth quarter to give Steelers a two-score advantage with 1:30 remaining in game...played every postseason game...had four tackles and two pass defenses...caused a Thurman Thomas fumble at the Pittsburgh 17-yard line to preserve 20-0 lead before half versus Buffalo, 1/6/96...made touchdown-saving pass defense in end zone versus Indianapolis, 1/14/96 in AFC Championship, forcing Indianapolis to settle for field goal that gave the Colts a 6-3 second-quarter lead...added a pass defense in Super Bowl XXX against Dallas, 1/28/96. **1994** — Played 11 games as reserve cornerback and special teams player for Cardinals...was inactive for Games 2, 3, 8-10...started final regular-season game at Atlanta, 12/24...finished second on team with 19 special-teams stops. **1993** — Collected 50 tackles and a team-high three forced fumbles despite starting just six games...also had eight pass defenses and one interception while playing both safety and cornerback...had a solid game at Philadelphia, 9/5 with five tackles, an interception in the end zone, a forced fumble and a pass defense in just 17 plays from scrimmage...added three solo stops and a tackle inside the 20-yard line on five kickoff coverage plays...started at safety in place of Lorenzo Lynch versus Dallas, 9/19 and posted six tackles and a sack (-1 yard)...started at free safety in place of John Booty the next two weeks...led the club with 11 tackles against New Orleans, 10/31...was credited with five tackles and a hurry at Dallas, 11/14, the latter forcing Cowboys quarterback Bernie Kosar into an intentional grounding penalty from his own end zone for a safety...totaled six tackles, one forced fumble, one pass defense and a hurry at N.Y. Giants, 11/28...played primarily on special teams in final two games when Booty returned to lineup. **1992** — Signed with Cardinals 12/22...turned in superb effort in season-finale with three solo tackles and three pass defenses versus Tampa Bay, 12/27...began year with San Diego Chargers 2/15 as a free agent...assigned to World League and started nine games for San Antonio Riders and posted 43 tackles, one sack, three interceptions, three pass defenses, two forced fumbles and one fumble recovery for the league's top-rated defense...returned an interception 22 yards for score in 17-14 win over Birmingham Fire, 4/25...returned to Chargers for training camp...waived 8/26 before joining Cards late in season. **1991** — Played in two contests with Buffalo and two more with Cardinals...waived by Detroit in preseason, 8/26...signed by Bills a month later, 9/26...played for Buffalo during weeks 5-6, then released

10/8...signed with Cardinals 10/16...saw action in two outings before being waived 11/13. **1990** — Collected 23 solo tackles, one interception and a pass defense as Detroit Lions rookie...returned an interception 28 yards in 27-10 win at New Orleans. 10/28...registered three tackles against Green Bay, 9/30, Denver, 11/22 and at Seattle, 12/30...also had 13 kickoff returns for 234 yards, 18.0 avg. with long returns of 42 yards versus Chicago, 12/16 and 41 yards at Kansas City, 10/14...was originally selected by Detroit in fourth round, 105th overall of 1990 NFL Draft.

COLLEGE: Registered 145 tackles and 13 interceptions during impressive career at Oregon...averaged 28.7 yards on 42 kickoff returns during collegiate career, including 99-yard touchdown against Southern California...led the country in kickoff returns as a junior with 29.4-yard average...majored in communications.

PERSONAL: He and his wife, Eliza, have a daughter, Elise...lives in Phoenix, Arizona...attended Highlands High School in Sacramento, California...also played guard on basketball team, shortstop on baseball squad and competed in the long jump in track...his father, Hugh, played for Ottawa Rough Riders of the CFL...Full name is Chris Martin Oldham.

Year	TACKLES			INTERCEPTIONS				
	GS/GP	Tkl	Asst	Tot.	No.	Yds.	LG	TD
1990 (Det.)	0/16	23	2	25	1	28	28	0
1991 (Buf.)	0/2	0	0	0	0	0	-	0
1991 (Ariz.)	0/2	0	0	0	0	0	-	0
1992 (Ariz.)	0/1	3	0	3	0	0	-	0
1993 (Ariz.)	6/16	42	8	50	1	0	0	0
1994 (Ariz.)	1/11	2	0	2	0	0	-	0
1995 (Pit.)	0/16	10	5	15	1	12	12	0
1996 (Pit.)	0/16	7	0	7	0	0	-	0
1997 (Pit.)	0/16	21	3	24	2	16	8	0
1998 (Pit.)	1/16	18	3	21	1	14	14	0
1999 (Pit.)	0/15	13	3	16	1	9	9	0
Totals	8/127	139	24	160	7	79	28	0
Playoffs								
Year	GS/GP	Tkl	Asst	Tot.	No.	Yds.	LG	TD
1995	0/3	2	2	4	0	0	-	0
1996	0/2	1	0	1	0	0	-	0
1997	0/2	1	0	1	0	0	-	0
Totals	0/7	4	2	6	0	0	-	0


ADDITIONAL STATS: Sacks (10.5): 1993, 1-1 yard lost; 1996, 2-10 yards lost; 1997, 4-15 yards lost; 1998, 0.5-5 yards lost; 1999, 3-21 yards lost. Passed defended (23): 1990, 1; 1992, 3; 1993, 3; 1995, 4; 1996, 1; 1997, 4; 1998, 1; 1999, 6; . Forced Fumbles (7): 1993, 3; 1997, 3; 1999, 1. Fumbles Recovered (3): 1995, 1; 1998, 2. Special teams tackles (105): 1990, 7; 1993, 3; 1994, 19; 1995, 12; 1996, 27; 1997, 20; 1998, 7; 1999, 10. Kickoff returns (13); 1990, 13-234 yards, 42 long.

CAREER HIGHS

Tackles: 11, vs. New Orleans, 10/31/93
Solo Tackles: 8 vs. New Orleans, 10/31/93
Interceptions: 1, seven times, most recent at Cleveland, 9/12/99
Yards on Interceptions: 28, at New Orleans, 10/28/90
Long Return: 28, at New Orleans, 10/28/90

POSTSEASON CAREER HIGHS

Tackles: 3, vs. Buffalo, 1/6/96
Solo Tackles: 1, four times



39 DARREN PERRY

Safety Year With Saints: 1 Year in NFL: 8
Ht: 5-11 Wt: 200 College: Penn State
Born: December 29, 1968 at Norfolk, Virginia
Joined Saints: Free Agent, 2000

PRO: Was originally an eighth-round draft choice (203rd overall) of the Pittsburgh Steelers in the 1992 NFL Draft...signed with the San Diego Chargers prior to the 1999 season, but retired due to medical reasons. He has been a starter every year since coming into the league. **1998** — Started 14 of 14 games at free safety for Steelers in 1998...finished season with 77 tackles, two interceptions, six passes defended, one forced fumble and one-half sack...his two interceptions gave him 32 career total and moved him into tie with Jack Ham for seventh place on Pittsburgh's all-time career interceptions list...started 97th consecutive game at free safety (every game to that point of his career) at Baltimore 9/6 in season opener...suffered groin injury late in second quarter at Miami 9/20...finished with four total tackles (all solos) and caused fumble (recovered by Dewayne Washington) on third offensive series of game...at Seattle 9/27, dressed but missed first game of his career...snapped string of 99 consecutive starts...returned to starting lineup at Cincinnati 10/11 and played all 56 defensive snaps...finished with five total tackles (three solos)...had most active game of the season 10/18 at Baltimore...registered 10 total tackles (nine solos)...participated in all 68 defensive plays...collected his first interception of season on Ravens' final play of game and returned it 29 yards...had second interception of season 10/26 at Kansas City...registered team-high 10 tackles (nine solos) 11/1 versus Tennessee...missed season finale because of neck injury 12/28 at Jacksonville. **1997** — Completed another productive season...received 1997 Chief Award for cooperation with media...finished tied for team lead with four interceptions...captured his final interception of season against Drew Bledsoe, snapping Bledsoe's streak of 121 consecutive attempts without an interception...moved into eighth place on Steelers' all-time interception list, passing Jack Lambert (28, 1974-84), with his third interception of season against Baltimore 11/19...finished third on team with 77 total tackles (68 solo stops)...also registered one sack, six passes defended and one forced fumble...led team with eight tackles and added an interception against Washington 9/7...recorded seven tackles and his only sack of season against Tennessee 9/22...forced and recovered first fumble in postseason while also registering five tackles in AFC Championship Game against Denver 1/11/98. **1996** — Led secondary with 79 tackles and was second on team with five interceptions...opened season with eight stops (six solo) at Jacksonville 9/1...had two interceptions, including first career interception return for touchdown (13 yards) versus Houston 9/29...made third theft in fourth quarter at Atlanta 10/27 on Pittsburgh 29-yard line in a game won by the Steelers, 20-17...led the team with 10 tackles (seven solo) and fumble recovery in Monday Night game at Miami 11/25...was second on team with six tackles and made fourth interception at Baltimore 12/1...recorded fifth interception versus San Diego 12/8...registered first career sack (Kerry Collins) and first two forced fumbles at Carolina 12/22...forced fumble by Howard Griffith that led to second-quarter Pittsburgh touchdown...started playoff contests versus Indianapolis 12/29 and New England 1/5/97. **1995** — Finished season with 70 tackles, second to Willie Williams, with four interceptions and third on team with 10 passes defended...ranked seventh on team with 10 special teams tackles...opened 1995 campaign with three tackles, two passes defended and one interception...led team with nine tackles (eight solo) and made second interception and led special teams with three stops versus Minnesota 9/ 24...added six more tackles (five solo) and two passes defended versus San Diego 10/1...made third interception of season at Chicago 11/5 and contributed seven tackles...made his fourth interception at Houston 12/5 from Will Furrer...added 14 tackles while starting every postseason game, including five stops versus Buffalo 1/6 and five in Super Bowl XXX. **1994** — Started every game for third year...led team and finished third in NFL with career-high seven interceptions...made 65 tackles (49 solo), 15 passes defended and two fumble recoveries...produced a third of Steelers' takeaways...opened the season with nine stops and one interception for career-long 42 yards versus Dallas 9/4...had a career-high three picks at Cleveland 9/11...took NFL lead with fifth theft at Seattle 9/25...extended NFL lead with sixth interception at N.Y. Giants 10/23...set career-season mark with ninth interception versus Eagles 12/11...had five defensive tackles, one special-teams tackle and one interception while starting both playoff games. **1993** — Started all 16 games for second time and was fourth-leading tackler on team with 94...tied for second on the club with four interceptions...also was fourth on the team with eight tackles on special teams...shared team lead with 10 tackles versus San Francisco 9/5, followed by seventh career interception at Los Angeles Rams 9/12 and eighth versus Cincinnati 9/19...tied for second in NFL after getting third inter-

ception versus San Diego 10/10...made fourth interception of season and 10th of career versus New England 12/5 along with eight tackles...had career-high and season-high 17 tackles, including 12 solos at Seattle 12/26...made eight tackles on defense and one on special teams in playoffs at Kansas City 1/8/94. **1992** — Was unanimous choice as team's Rookie of Year in voting by Pittsburgh chapter of PFWA...led team with six interceptions, becoming first Steeler rookie to lead in interceptions since Richie McCabe in 1955...tied for fifth in AFC...had most interceptions by Steeler since 1984...fell one shy of team's rookie interception record of seven held by Art Jones (1941) and Paul Cameron (1954)...became starter in second preseason game, replacing injured Gary Jones...collected interceptions in each of first two games at Houston 9/6 and versus New York Jets 9/13...added one interception at Kansas City 10/25 and one versus Detroit 11/22...intercepted two passes with season-high 10 tackles versus Indianapolis 11/22...recovered fumble versus Minnesota 12/20.

COLLEGE: Had 15 interceptions to tie for second in school history...broke school records for interception return yards (299) and interceptions for touchdowns (three) ...had six interceptions, two of which he returned for touchdowns as senior to lead team and earn Football Writers All-America honors...had personal-best seven interceptions as junior...started six games as sophomore...started three games at left cornerback as freshman before moving to "hero" position...began career as quarterback...graduated in 1992 with degree in business administration/management.

PERSONAL: Born Darren Perry December 29, 1968 in Norfolk, Virginia...threw for 23 touchdowns and 2,790 yards and rushed for 1,167 yards and 14 touchdowns while playing quarterback during high school career...was captain of football, basketball and tennis teams...working toward master's degree in business...wife, Errika, graduated from Penn State in business logistics...the couple has three daughters, Dannielle Renee, Dominique, and Dedrianna ... the family lives in Chesapeake, Virginia.

Year	GS/GP	TACKLES			INTERCEPTIONS			
		Tkl	Asst	Tot.	No.	Yds.	LG	TD
1992 (Pit.)	16/16	43	18	61	6	69	34	0
1993 (Pit.)	16/16	62	32	94	4	61	30	0
1994 (Pit.)	16/16	49	16	65	7	112	42	0
1995 (Pit.)	16/16	61	9	70	4	71	26	0
1996 (Pit.)	16/16	61	18	79	5	115	28	1
1997 (Pit.)	16/16	68	9	77	4	77	42	0
1998 (Pit.)	14/14	64	13	77	2	69	40	0

Totals 110/110 408 115 523 32 574 42 1

Playoffs

Year	GS/GP	Tkl	Asst	Tot.	No.	Yds.	LG	TD
1993	1/1	6	2	8	0	0	-	0
1994	2/2	2	3	5	1	0	0	0
1995	3/3	9	5	14	0	0	-	0
1996	2/2	6	3	9	0	0	-	0
1997	2/2	6	4	10	0	0	-	0

Totals 11/11 25 14 39 1 0 0 0

ADDITIONAL STATS: Sacks (2.5): 1996, 1-13 yards lost; 1997, 1-6 yards lost; 1998, 0.5-5 yards lost. Passed defended (64): 1992, 11; 1993, 6; 1994, 15; 1995, 10; 1996, 10; 1997, 6; 1998, 6. Forced Fumbles (4): 1996, 2; 1997, 1; 1998, 1. Fumbles Recovered (6): 1992, 1; 1994, 2; 1995, 2; 1996, 1. Special teams tackles (31): 1992, 2; 1993, 8; 1994, 7; 1995, 10; 1996, 1; 1997, 3.


CAREER HIGHS

Tackles: 17, at Seattle, 12/26/93
Solo Tackles: 12, at Seattle, 12/26/93
Interceptions: 3, at Cleveland, 9/11/95
Yards on Interceptions: 42, twice (last time, vs. Baltimore, 11/9/97)
Long Return: 42, twice (last time, vs. Baltimore, 11/9/97)

POSTSEASON CAREER HIGHS

Tackles: 8, 1/8/94, at Kansas City

Solo Tackles: 8, 1/8/94, at Kansas City
Interceptions: 1, vs. Cleveland, 1/7/95
Yards on Interceptions: 0, vs. Cleveland, 1/7/95
Long Return: 0, vs. Cleveland, 1/7/95



33 WILMONT PERRY

Running Back Year With Saints: 3 Year in NFL: 3
Ht: 6-1 Wt: 235 College: Livingstone
Born: February 24, 1975 at Franklinton, North Carolina
Joined Saints: Draft Choice No. 5, 1998

PRO: Was selected by the Saints in the fifth round of the 1998 NFL Draft (132nd overall), marking the first time the Saints have selected a player from Livingstone. A powerfully built runner, possesses good vision and acceleration. **1999** — Saw action in seven games on the year, starting three...dressed, but did not play in one game (at Jacksonville, 11/21) and was inactive for eight games...finished third on the team with 48 rushes for 180 yards...also caught four passes for 26 yards...Perry also had two kickoff returns for six yards...majority of game action came in the latter half of the season, as he was inactive for games 1-7 and game 9...posted season-highs with 93 yards on 16 carries, at Atlanta, 12/5...he posted 54 yards on 14 carries the following week vs. St. Louis, 12/12...Perry also had a tackle following a turnover and a fumble recovery, in addition to a special teams tackle. **1998** — Saw action in six games on the year, starting two...dressed, but did not play for two others and was inactive for eight contests...finished year with 30 carries for 122 yards (4.1 avg.), with a long of 19...also caught one pass for two yards...posted one special teams tackle...was inactive for games 1-6, and games 9-10...dressed, but did not play in game 7 and game 11... first NFL action came in game 8, at Carolina, 11/1...first NFL start came vs. Atlanta, 12/13, when the Saints began in a single-back formation...also started season finale, vs. Buffalo, 12/27, when he responded with his best day as a professional, rushing for 45 yards on nine carries (5.0 avg.), with a long of 19, which tied his season-best...rushed for a career-best 12 times vs. Dallas, 12/6, gaining 38 yards.

COLLEGE: Consensus All-American first-team choice as a senior...All-Central Intercollegiate Athletic Association first-team pick & Offensive Player of the Year...Spirit Award finalist, given to the Black College Player of the Year...ranked fourth in the nation with 177.0 yards rushing and 186.2 all-purpose yards per game...gained 1,770 yards with 20 touchdowns on 195 carries (9.1 avg.)...his 1,770 yards rank third on the CIAA season-record list...his 9.1-yard average broke the Division II season-record of 8.6 yards per attempt, set in 1992...All-CIAA and Co-Offensive Player of the Year, Pigskin Classic Offensive Player of the Year as a junior...sports management & business administration major.


PERSONAL: Two-time All-Capital Area Conference and All-Wake Weekly All-Star choice as a running back and linebacker at Franklinton (North Carolina) High...All-State pick as a senior...full name is Wilmont Darnell Perry.

Year	GS/GP	RUSHING					RECEIVING			
		No.	Yards	Avg.	LG	TD	No.	Yards	LG	TD
1998	2/6	30	122	4.1	19	0	1	2	2	0
1999	3/7	48	180	3.8	22	0	4	26	11	0

Totals 5/13 78 302 3.9 22 0 5 28 11 0

CAREER HIGHS

Rushes: 16, at Atlanta, 12/5/99
Rushing Yards: 93, at Atlanta, 12/5/99
Rushing Long: 22, at Atlanta, 12/5/99
Rushing TDs: none
Receptions: 1, five times (most recently at Baltimore, 12/19/99)
Receiving Yards: 11, at St. Louis, 11/28/99
Receiving Long: 11, at St. Louis, 11/28/99
Receiving TDs: none



37 DINO PHILYAW


Running Back Year With Saints: 2 Year in NFL: 4
 Ht: 5-10 Wt: 205 College: Oregon
 Born: October 30, 1970 at Dudley, North Carolina
 Joined Saints: Free Agent, 1999

PRO: An elusive runner who can contribute on special teams. Signed by the Saints, 2/23/99. Was with St. Louis in 1997, but released prior to the regular season. Played for Carolina from 1995-96, after being signed from New England practice squad. Originally a sixth round pick (195th overall) in 1995 NFL Draft by New England. **1999** — Saw action in 13 games on the year, with no starts...was inactive for three games, games 7-9, with a hamstring injury...rushed four times for 16 yards on the season and caught two passes for 23 yards...he returned 53 kickoffs for 1,165 yards, with a long of 55...total of 53 kickoffs ranks as the fourth-most all-time in Saints history, as do his 1,165 yards...his 215 kickoff return yards vs. St. Louis, 12/12, marked the second-most kickoff return yards in a single game in team history...his seven returns vs. St. Louis, 12/12 and seven returns at St. Louis, 11/28 (171 yards), are both tied for the third-most returns in a single game in team history...both receptions came at Baltimore, 12/19...had a season-high two rushes for a season-high 20 yards at Atlanta, 12/5. **1996** — Played in ten games in 1996, primarily on special teams, notching three special teams tackles...after not playing in the Panthers first five contests, rushed for nine times for 22 yards and a touchdown against St. Louis, 10/13...only other action on offense came against the Giants, 11/10, with three carries for 16 yards. **1995** — Saw action in one game for the Panthers...returned a kickoff for 23 yards versus Indianapolis.

COLLEGE: Was a key contributor in Oregon's push to the Rose Bowl in 1994, leading the Pac-10 with 11 touchdowns, and ranking sixth among the conference's leading scorers...led Oregon with 716 yards on 181 carries...spend two years at Taft (California) Junior College and was rated as one of the top 20 junior college prospects by Super Prep magazine...psychology major.

PERSONAL: Attended Southern Wayne High School in Dudley, North Carolina...was an all-state selection in football while lettering in wrestling and baseball...following high school, was drafted by the Cleveland Indians and spent two years in their minor league system before enrolling in junior college...single...lives in Eugene, Oregon.

GAMES STARTED/PLAYED: (1995, 0/1), (1996, 0/10), (1999, 0/13). Totals 0/24.



83 KEITH POOLE

Wide Receiver Year With Saints: 4 Year in NFL: 4
 Ht: 6-0 Wt: 193 College: Arizona State
 Born: June 18, 1974 at San Jose, California
 Joined Saints: Draft Choice No. 4b, 1997

PRO: Was selected by the Saints in the fourth round of the 1997 NFL Draft (116th overall), with the second of their selections in that round. Possesses breakaway speed combined with toughness and good hands. 19.0 yards per catch average in 1999, leading all NFL receivers with 40+ receptions...20.0 yards per catch career average entering 2000 season ranks him first among active NFL players. **1999** — Enjoyed breakthrough season in 1999, catching 42 passes for 796 yards with six touchdowns, which led the Saints, in 15 starts...his 19.0 yards per catch average led all NFL receivers with 40+ receptions...six touchdown receptions mark the most by a Saint wide receiver since Quinn Early had eight in 1995...had three receptions for 89 yards, including a touchdown reception for 67 yards vs. Carolina, 9/12...had two receptions for 69 yards, including a 58-yard touchdown reception at San Francisco, 9/19...was inactive at New York Giants, 10/24, due to shoulder injury...had two receptions for 74 yards vs. San Francisco, 11/14...posted career-best six receptions for 104 yards, and one rush for 14 yards at Carolina, 1/2/00... **1998** — Saw action in 15 games on the year, starting four...starts came in games 8-11...had his most productive season as a professional, catching 24 passes for 509 yards (21.2 avg.), with two touchdowns...had most prolific day of any Saints receiver on the season, at Atlanta, 10/18, with 154

yards on just three receptions, (51.3 avg.), which included two touchdowns, a 64-yarder and a career-best 82 yarder...154-yard total marked the ninth-best receiving day in team history...posted previous career-best five receptions for 90 yards (18.0 avg.), with a long of 42 at Carolina, 11/1...caught two passes for 64 yards vs. Tampa Bay, 10/25. **1997** — Saw limited action in his rookie campaign, seeing action in three games on the year...was inactive for games 1-11, and game 13...saw first action of NFL career at Atlanta, 11/23, but had no stats...did not play in game 14, but responded with a 49-yard grab vs. Arizona, 12/14, his first NFL reception the following week...in the season finale at Kansas City, 12/21, marked the first time all season that a Saints' receiver had two touchdown receptions in the same game, hauling in a 32-yard score and a 14-yarder, as part of his three reception, 49-yard effort...also posted one special teams tackle on the year.

COLLEGE: Had at least one reception in the Sun Devils' last 33 games...left Arizona State tied with Doug Allen (1981-84) on the Sun Devils' career-record chart with 25 touchdown receptions...his 139 receptions rank fourth and 2,681 yards receiving ranked third in Sun Devil annals...in 1996 was an All-Pac 10 Conference first-team pick after hauling in 46 passes for 857 yards (18.6 avg.) and 11 TDs in 10 starts at flanker...was a semi-finalist for the Biletnikoff Award, given to the nation's top receiver...reception total ranked him fourth in the Pac 10...yardage total was good for second in the Pac-10...was an All-Pac 10 Conference first-team pick in 1995, ranking second in the conference and 14th in the nation with an average of 94.18 yards receiving per game...fourth in the Pac 10 with 55 receptions, good for 1,036 yards (18.8 avg.) and seven TDs...ranked third on the team in 1994 with 31 catches for 669 yards (21.6 avg.) and led the squad with six touchdowns...lined up at slotback in 1993 as he made seven receptions for 199 yards (17.0 avg.) and a touchdown. . .redshirted in 1992...majored in family resources and human development.


PERSONAL: Was a two-time All-North Yosemite League selection, adding All-American honorable mention, All-Northern California, All-Valley and All-State first-team as a senior during his three-year career at Clovis (California) High...team captain, catching 61 passes for 1,708 yards (28.0 avg.) with 23 touchdowns and set a state record with 373 yards receiving in one game as a senior...hauled in 34 passes for 884 yards (28.5 avg.) and 13 scores as a junior...also lettered in baseball, finishing 15th in the league in batting average...full name is Keith Robert Strohmaier Poole.

Year	GS/GP	No.	RECEIVING			LG	TD
			Yards	Avg.			
1997	0/3	4	98	24.5	49	2	
1998	4/15	24	509	21.2	82t	2	
1999	15/15	42	796	19.0	67t	6	
Totals		19/33	70	1403	20.0	82t	10

ADDITIONAL STATS: Rushes (1-14 yards): 1999, 1-14.

CAREER HIGHS

Receptions: 6, at Carolina, 1/2/00
 Yards Receiving: 154, at Atlanta, 10/18/98
 Long Reception: 82t, at Atlanta, 10/18/98
 TDs: 2, twice (at Kansas City, 12/21/97; at Atlanta, 10/18/98)



40 MARVIN POWELL


Fullback Year with Saints: 2 Year in NFL: 2
 Ht: 6-2 Wt: 235 College: Southern California
 Born: April 6/1976 in Van Nuys, California
 Joined Saints: Free Agent, 1997

PRO: Was signed by the Saints as an undrafted rookie free agent, 4/23/99...a hard worker who contributed in the Saints backfield his rookie year. **1999** — Played in nine contests for the Saints after being signed from the practice squad, 10/24...had one carry for one yard and one special teams tackle...had one carry for one yard at New York Giants, 10/24...had one special teams tackle, and one tackle off a fumble return vs. Cleveland, 10/31.

COLLEGE: Played safety, linebacker, tight end, and fullback during his career at USC...caught four passes for

13 yards in 12 games in 1998 for the Trojans...majored in history.

PERSONAL: attended Birmingham High in Van Nuys, California...father Marvin, was a two-time (1975-76) All-American fist team offensive tackle at USC who was inducted into the College Football Hall of Fame, who also was the fourth pick of the 1977 NFL Draft and was an all-Pro during his 11-year NFL career with the New York Jets and Tampa Bay Buccaneers.



70 **MARCUS PRICE**

Tackle Year with Saints: 1 Years in NFL: 3
 Ht: 6-6 Wt.: 321 College: LSU
 Born: March 3, 1972 at Port Arthur, Texas
 Joined Saints: Free Agent, 2000

PRO: Signed by Saints 3/23/00. Released by San Diego Chargers 9/21/99. Has seen action in 12 games for Chargers over past two seasons. Signed to San Diego's roster off Jacksonville's practice squad late in 1997 season. Originally drafted by Jacksonville in the sixth round in 1995. Massive, athletic offensive lineman who can play either tackle or guard. **1999** - Was waived by Chargers, 9/21. **1998** - Saw action in 10 games on offense and special teams in second season with Chargers. **1997** - Saw action in two games with Chargers in 1997...saw action at tackle in each of last two games, including vs. Kansas City 12/14, and at Denver, 12/21...signed to Chargers' active roster off Jacksonville's practice squad, 11/26. **1996** - Spent training camp with Jacksonville, but was waived at final cut, 8/25...spent the rest of year out of football. **1995** - Played in Jaguars' first two preseason games...suffered torn ligaments in his left ankle against Miami Dolphins, 8/4...placed on Reserve-Injured list on 8/19...spent entire 1995 season rehabilitating injury.

COLLEGE: Played right tackle for Louisiana State in 1994...school averaged 220.3 yards passing per game...moved into starting lineup at right tackle in 1993...was reserve in 1992, playing at left tackle for 10 games and left guard for one game...played in eight games in 1991 after being redshirted as freshman in 1990.

PERSONAL: All-district selection during his two-year career as two-way tackle at Lincoln High in Port Arthur, Texas...also lettered twice in track while competing in discus...active at elementary schools and with Fellowship of Christian Athletes...married to Roxanne...born Marcus Raymond Price, March 3, 1972, in Port Arthur, Texas.

GAMES STARTED/PLAYED: (1997, 0/2), (1998, 0/10). Totals 0/12.



86 **JAKE REED**

Wide Receiver Year With Saints: 1 Year in NFL: 10
 Ht: 6-3 Wt: 216 College: Grambling
 Born: September 28, 1967 at Covington, Georgia
 Joined Saints: Unrestricted Free Agent (Minnesota), 2000

PRO: Signed by the Saints 2/22/00, after being released by the Minnesota Vikings in the offseason...has 375 catches for 5,917 yards in the last six seasons, an average of 15.8 yards per catch...along with Cris Carter became the only wide receiving tandem in NFL history with over 1,000 yards receiving each in four straight seasons (1994-97)...no other tandem has more than two straight seasons...classmates at Grambling with Saints tight end Andrew Glover. **1999** - Rebounded from 1998 back injury to appear in all 16 games, starting seven, making 44 receptions for 643 yards with two touchdowns...had 17th career 100-yard game vs. Oakland 9/19, catching five passes for 100 yards, including one touchdown reception...led team with 108 yards receiving at Green Bay 9/26, on six receptions, marking the second time he has gone over the 100-yard mark in back-to-back games in his career...this also marked his 18th career 100-yard game...caught one pass for 23 yards vs. Chicago, 10/10...pulled in 3 passes for 66 yards at Detroit, 10/17...had 3 catches for 18 yards at Denver, 10/31...had 4 catches for 46 yards and a touchdown vs. San Diego, 11/28...tied season-high with 6 catches for 63 yards at Tampa Bay, 12/6...had 5 catches for 73 yards vs. Green Bay...went over the 6,000-yard career receiving mark at Kansas City 12/12, with 3 catches for 41 yards...caught a pass for 13 yards vs. Detroit, 1/2/00...caught 5 passes for 81 yards and a touchdown in Divisional Playoff Game at St. Louis, 11/16.

1998 - Had 16th career 100-yard day at Tampa Bay, 11/1, with 6 catches for 117 yards and two touchdowns, the fourth two-touchdown game of his career...led team in catches with 6 and receiving yards with 117 at Tampa Bay, 11/1...had five catches for 90 yards vs. New Orleans, 11/8...opened scoring at Detroit, 10/25, on an 11-yard pass from Randall Cunningham...first touchdown of season came at Green Bay, 10/5, a 56-yarder from Randall Cunningham...left game vs. Green Bay, 11/22, with numbness in his legs that was traced to vertebrae injury. Was inactive for games at Dallas, 11/26, vs. Chicago, 12/6, at Baltimore, 12/13, vs. Jacksonville, 12/20, and at Tennessee, 12/26, following back surgery...returned for Divisional Playoff game vs. Arizona, 1/10, but was again sidelined for NFC Championship game vs. Atlanta, 1/17/99. **1997** - Led team and finished sixth in the NFC in receiving yards (1,138)...finished second on the club and ninth in the NFC in receptions (68)...finished second in the NFC in yards per catch (16.7)...named NFC Offensive Player of the Month for September (34 catches for 521 yards)...had a career-high 12 catches vs. Chicago, 9/7...12 receptions vs. the Bears tied for the third-most in team history...had two touchdown receptions vs. Green Bay, 9/21, and the N.Y. Jets, 11/23...had the third highest receiving yard total of career with 150 yards vs. the N.Y. Jets, 11/23...had five receptions for 114 yards vs. San Francisco, 1/3/98, in playoff game. **1996** - Finished second in the NFL in receiving yards (1,320)...the 1,320 yards receiving were a career-high...eighth in the NFC in total yards from scrimmage (1,320)...72 receptions ranked 10th in the NFC...finished third in the NFL in yards per catch (18.3 avg.)...Led the team in receiving yards in 8 of the 16 games...had a career-high four games with 100-or-more yards receiving (148 at Atlanta, 9/8; 129 vs. Green Bay, 9/22; 153 vs. Chicago, 10/28; 134 at Oakland, 11/17)...had a season-high 11 receptions vs. Chicago, 10/28...had first 2-touchdown reception game of his career at Seattle, 11/10...had a career-long 82-yard catch for a touchdown at Oakland, 11/17. **1995** - Had 1,167 yards receiving to rank 10th in the NFC...led the team in percentage of catches going for a first down on third down (34.7%, 25 of 72)...finished second on the club in touchdowns with a career-high 9...100-yard receiving games came vs. Dallas, 9/17, with 107 yards, vs. Detroit, 11/23, with 149 yards, and vs. Cincinnati, 12/26, with 111 yards. **1994** - Combined with Cris Carter (122 catches) to set an NFL record for receptions by a receiving duo in a season with 207...85 catches were good for fifth in the NFC (ninth in the NFL)...his 1,175 yards receiving placed him sixth in the NFC...scored the first touchdown of NFL career on an 18-yard catch vs. Chicago, 9/18...went over the 100-yard mark for the first time as a pro with 9 catches for 127 yards vs. Miami, 9/25...had a career-high 157 yards on 8 catches against New Orleans, 11/6. **1993** - Slowed after fracturing his left fibula in the preseason game vs. Buffalo, 8/7, in Berlin, Germany...injury kept him out of remaining three preseason games and the first five games of the regular season...returned at Chicago, 10/25...made first NFL start vs. New Orleans, 11/28...placed fourth on the club in special teams tackles with 12 despite playing in only 10 games. **1992** - Averaged 23.7 yards per catch...led squad in special teams tackles (21). **1991** - Deactivated first seven games...did not play the eighth week vs. New England despite being activated...first down in the NFL came against Phoenix, 10/27...put on the injured reserve for rest of the season on November 2 with an ankle injury...third-round choice...10th wide receiver and the 68th player selected overall.

COLLEGE: Running back and wide receiver at Grambling in 1990...First-team All-Southwestern Athletic Conference choice...rushed for 303 yards and four touchdowns...caught 48 passes for 954 yards and 10 scores...Second-team All-SWAC choice as a junior...averaged 6.5 yards per carry (550 yards on 85 carries) and scored 5 touchdowns as a junior.

PERSONAL: Born in Covington, Georgia...earned All-America honors at wide receiver and defensive end at Newton County High School...lettered three times in football and basketball, and once in track...brother, Dale Carter, is a perennial All-Pro defensive back in the NFL...earned degree in criminal justice from Grambling...he and his wife, Vinita have two sons, Laslo Sanchez and Jake Rashaan, and a daughter, Jaevin Octavia.

RECEIVING

Year	GS/GP	No.	Yards	Avg.	LG	TD
1991 (Min.)	0/1	0	0	0.0	-	0
1992 (Min.)	0/16	6	142	23.7	51	0
1993 (Min.)	1/10	5	65	13.0	18	0
1994 (Min.)	16/16	85	1175	13.8	59	4
1995 (Min.)	16/16	72	1167	16.2	55+	9
1996 (Min.)	15/16	72	1320	18.3	82+	7
1997 (Min.)	16/16	68	1138	16.7	56	6
1998 (Min.)	11/11	34	474	13.9	56+	4
1999 (Min.)	7/16	44	643	14.6	50	2
Totals	82/118	386	6124	15.9	82t	32


Playoffs

Year	GP/GS	No.	Yards	Avg.	LG	TD
1992	1/0	0	0	0.0	-	0
1993	1/0	2	16	8.0	12	0
1994	1/0	3	39	13.0	18	0
1996	1/0	1	10	10.0	10.0	0
1997	2/2	10	203	20.3	53	1
1998	1/0	0	0	0.0	-	0
1999	2/2	5	85	17.0	41	1

Totals	9/4	21	353	16.8	53	1
--------	-----	----	-----	------	----	---

CAREER HIGHS

Receptions: 12, at Chicago, 9/7/97
 Yards Receiving: 157, vs. New Orleans, 11/6/94
 Receiving Average: 37.0, at Atlanta, 9/8/95
 Long Reception: 82t, at Oakland, 11/17/96
 TDs: 2 (4 times), at Seattle, 11/10/96; at Green Bay, 9/21/97; at New York Jets, 11/23/97; at Tampa Bay, 11/15/98



77 WILLIAM ROAF

Tackle Year With Saints: 8 Year in NFL: 8
 Ht: 6-5 Wt: 312 College: Louisiana Tech
 Born: April 18, 1970 at Pine Bluff, Arkansas
 Joined Saints: Draft Choice No. 1a, 1993

PRO: Selected by the Saints in the first round (8th player overall, 1st offensive lineman) of the 1993 draft with a choice obtained from Detroit for LB Pat Swilling. Was the first player from a Louisiana college ever taken by the Saints in the first round, and the first player the Saints have ever drafted from Louisiana Tech. Possesses excellent combination of size, strength and quickness. After playing all year at right tackle in his rookie season, was moved to the left side in 1994. Has evolved into one of the best tackles in the league. From 1993-96, had a string of 57 consecutive games in which he started, which ran through the ninth game of 1996. Has been named to six consecutive Pro Bowls, all as a starter, making him the only player in Saints history to have been named to the team six consecutive years. If he is named this year, he will surpass LB Rickey Jackson and K Morten Andersen to become the only Saints player to have been selected seven times. In 1999, Roaf became the 29th player in team history to have seen action in 100 contests. He has appeared in 108 career games with New Orleans, which ranks him tied for 22nd with the Saints. By appearing in all 16 games in 2000, Roaf can move into 18th place all-time, surpassing Dalton Hilliard, who had 108, Dave Lafary, who had 109, Brett Maxie, who had 118, Tommy Myers, who had 119, and Vaughn Johnson, who had 120, all in 2000. **1999** - Made his sixth consecutive trip to the Pro Bowl, all as a starter, making him the only player in Saints history to be named six consecutive years...started all 16 contests at the left tackle position...anchored an offensive line which helped produce 105.6 yards per game rushing in 1999, which was the first time since 1993 that they averaged 100+ yards over the course of the season in that category (1993-110.4)...continued to be a stabilizing influence to an offense that saw a variety of changes at the quarterback position...also had one fumble recovery. **1998** — Made his fifth consecutive trip to the Pro Bowl, all as a starter, which made him the only player in Saints history to be named five consecutive years. . .started all 15 games he saw action in on the year...was inactive for just one contest in 1998, at Carolina, 11/1, after undergoing an arthroscopy of the knee...returned to the starting lineup for the very next contest, at Minnesota, 11/8. **1997** — Made his fourth consecutive trip to the Pro Bowl, as a starter, which made him only the fourth Saints player to be selected to that many consecutive games...started all 16 contests at the left tackle position, and participated in every offensive play for the fourth year of his NFL career...was one of only five offensive players to have started every game of the season...continued his dominance at left tackle as he provided a stabilizing force to an offense that saw a variety of changes at quarterback and running back...also posted five tackles on the year following turnovers. **1996** — Made his third consecutive trip to the Pro Bowl after suffering a partial tear of the medial collateral ligament in his knee against San Francisco 11/3...was the fifth Saint to be selected to the Pro Bowl three or more straight years...started each of the first nine games at left tackle and did not miss an offensive snap through the first eight...sustained a partial MCL tear...was inactive for three contests, games 10-12...overall, started all 13 games in which he

played...against San Francisco 11/3, injury sustained ended a streak of 3,392 straight offensive plays in which Roaf had participated...had not missed a snap in his NFL career prior to that...against Houston 11/10, was declared inactive, ending a streak of 57 straight games in which he had played and started...streak was the longest of any Saints offensive player. **1995** — Made his second consecutive trip to the Pro Bowl, the first offensive lineman in team history to be voted more than once...started all 16 games at left tackle and was in for every offensive play...was selected to virtually every All-Pro team...was also the NFL Alumni Association's Offensive Lineman of the Year, as well as the NFLPA's NFC Offensive Lineman of the Year... awarded an offensive game ball in win over Carolina, 11/26. **1994** — Became just the fourth offensive lineman and first tackle in club history to be voted to the Pro Bowl...was a consensus first-team All-Pro choice, as well as the NFLPA's NFC Offensive Lineman of the Year...started all 16 games at left tackle and did not miss an offensive snap for the second straight year...was awarded offensive game balls in wins vs. Atlanta 11/13, at Atlanta 12/11 and at Denver 12/24. **1993** — Started all 16 games at right tackle and did not miss an offensive snap...was one of only two linemen to open all 16 contests...was the first Saints rookie to start all 16 games since CB Robert Massey in 1989, and the first Saints rookie offensive lineman to open every regular season game since G Brad Edelman started all nine in 1982...was awarded an offensive game ball in win at Rams, 10/3, as Saints totaled 359 yards of total offense, including 154 on the ground (4.8 avg.)...was voted to every all-rookie team.

COLLEGE: Was a finalist for the Outland Trophy his senior season, when he yielded just one sack in his only year at right tackle...was an All-Southern Independent choice as a junior when he started every game at left tackle, also started every contest at left tackle as a sophomore...was coached at Tech by former Eagles and Saints offensive lineman Pete Perot...played in the Hula Bowl and the East-West Shrine Game...majored in sociology.

PERSONAL: Was an all-district choice in football, and was the power forward on the basketball team at Pine Bluff (Arkansas) High School...ran for a touchdown on a tackle-eligible play in his senior year...father is a dentist in Pine Bluff, and mother is a member of the Arkansas State Supreme Court...as a seventh-grader, worked as a page in the Arkansas State Capitol in Little Rock for President Bill Clinton, then Governor of Arkansas...in 1998, purchased 40 season tickets for at-risk youth in the New Orleans area, giving 200 local youth the opportunity to see the Saints in action...single...resides in Kenner...full name is William Layton Roaf.

GAMES STARTED/PLAYED: (1993, 16/16); (1994, 16/16); (1995, 16/16); (1996, 13/13); (1997, 16/16); (1998, 15/15); (1999, 16/16). Totals 108/108.



84 SCOTT SLUTZKER

Tight End Year With Saints: 3 Year in NFL: 5
 Ht: 6-4 Wt: 240 College: Iowa
 Born: December 20, 1972 at Hasbrouck Heights, New Jersey
 Joined Saints: Trade (Indianapolis), 1998

PRO: Acquired by the Saints from the Indianapolis Colts in a trade with the Colts, 8/31/98. Originally drafted by Indianapolis in the third round (66th overall) in 1996. **1999** — Played in 12 games, starting two...caught 11 passes for 164 yards with one touchdown...had two receptions for 14 yards and a tackle off an interception return vs. Atlanta 10/10/99...had four receptions for 63 yards, including a ten-yard touchdown reception vs. Tennessee 10/17...was inactive for games 7-8 due to knee injury...had one reception for 11 yards vs. San Francisco 11/14...had three receptions for 64 yards and one special teams tackle at Jacksonville 11/21...left game at Baltimore 12/19, in third quarter with right knee sprain...placed on injured reserve list 12/24. **1998** — Played in three games, seeing limited action at tight end and on special teams...caught one pass for ten yards at Carolina, 11/1...had two special teams tackles...dressed, but did not play for games 1 and 3, and was inactive for game 2, games 4-7, and games 11-16. **1997** — Caught three passes for 22 yards in 12 games for the Colts...started in two-TE alignment vs. New York Jets, 10/5, and at Detroit, 11/23...had 10 special teams tackles...placed on injured reserve, 11/27, with foot injury suffered at Detroit, and sat out final four games. **1996** — Saw action in 15 games, primarily on special teams and in blocking situation...tied for 4th on team in special teams tackle with 12, seven solo...saw special teams action in AFC wild card playoff game at Pittsburgh, 12/29.

COLLEGE: Was a four year letterman and three year starter...played in 41 games with 23 starts...caught 91 passes for 1195 yards and five touchdowns...majored in sociology.

PERSONAL: Attended Hasbrouck Heights High School...married to Susan...full name is Scott Slutzker.


RECEIVING

Year	GS/GP	No.	Yards	Avg.	LG	TD
1996 (Ind.)	0/15	0	0	0.0	-	0
1997 (Ind.)	2/12	3	22	7.3	11	0
1998	0/3	1	10	10.0	10	0
1999	2/12	11	164	14.9	42	1

Totals	4/42	15	196	13.1	42	1
N.O. Totals	2/15	12	174	14.5	42	1

Playoffs

Year	GS/GP	No.	Yards	Avg.	LG	TD
1996	0/1	0	0	0.0	-	0



78 **DARYL TERRELL**

Tackle Year With Saints: 2 Year in NFL: 2
 Ht: 6-5 Wt: 296 College: Southern Mississippi
 Born: January 25, 1975 at Vossburg, Mississippi
 Joined Saints: Free Agent, 1998

PRO: Promising young offensive tackle saw action in 13 games in 1999, after spending entire 1998 season on practice squad. Signed by the Saints, 4/27/98. Waived, 8/24. Signed to practice squad, 9/2. Originally signed by Baltimore Ravens as a rookie free agent on 6/3/97. Waived by the Ravens, 7/8/97. **1999** - Saw action in 13 games, and dressed, but did not play for three...saw limited action at both tackle positions...started at TE at New York Giants, 10/24...also saw action for one play at TE at Jacksonville, 11/21. **1998** — Spent entire season on Saints practice squad.

COLLEGE: Played two years for the Golden Eagles, starting every game at right tackle...named to the All-Conference USA second team after his senior season and played in the East-West Shrine and Blue-Gray games...originally attended Jones County (Mississippi) Community College.

PERSONAL: Graduated from Heidelberg (Mississippi) High School...married to Tamesha.

GAMES STARTED/PLAYED: (1999, 0/13). Totals 0/13.



89 **RYAN THELWELL**

Wide Receiver Year With Saints: 1 Year in NFL: 2
 Ht.: 6-2 Wt.: 200 College: Minnesota
 Born: April 6, 1973 at London, Ontario
 Joined Saints: Waivers (Pittsburgh), 2000

PRO: Tall, fast receiver picked up on waivers by the Saints from Pittsburgh, 3/8/2000...originally drafted in the seventh round of 1998 NFL Draft by San Francisco 49ers...signed immediately by San Diego Chargers to practice squad 9/2/98...signed to active roster 10/22/98...released by Chargers, 9/4/99...signed to practice squad of Seattle Seahawks 9/7/99...released from Seattle practice squad, 11/9/99...signed to practice squad by Jacksonville, 11/23/99...signed to active roster by Pittsburgh, 12/6/99...waived by Pittsburgh, 3/2/00 **1999** — After being cut by San Diego in training camp, spent time on the practice squad with Seattle and Jacksonville, before being signed to active roster by Pittsburgh...did not see any action in final four games. **1998** — Saw action in six games with three starts as rookie with Chargers...finished season with 16 catches for 268 yards (16.8 avg.), with long of 55 yards and one touchdown...after being signed to active roster 10/22, was on inac-

tive list in games 8-9...saw first NFL action in game 10 vs. Baltimore 11/15, and caught one pass for 30 yards...moved into starting lineup for game 11 vs. Kansas City and caught three passes for 78 yards, including 55 yarder during fourth-quarter rally on way to 38-37 win over Chiefs...active, but did not play vs. Denver 11/29...returned to action and caught two passes for 19 yards in game 13 at Washington 12/6, and one pass for 17 yards in game 14 at Seattle 12/13...also started final two games of season...caught four passes for 40 yards in game 15 vs. Oakland 12/20...set career-highs with five catches for 84 yards, including a 30-yard touchdown game-tying reception with :22 left to play at Arizona 12/27...drafted by San Francisco in seventh round with 215th overall selection...49ers traded sixth-round selection in 1999 draft to Atlanta in order to select Thelwell in seventh round of 1998 draft.

COLLEGE: Finished career ranked second in Golden Gopher history with 136 receptions and 2,232 receiving yards...scored 14 touchdowns...caught at least one pass in 27 consecutive games...did not play in 1997 due to academic suspension...started all 11 games for second-consecutive season in 1996...established school record with 1,051 receiving yards...shared Bronco Nagurski Award as team Most Valuable Player...second team All-Big Ten media selection...honorable mention-conference by Big Ten coaches...ranked third in conference and 18th nationally, averaging 95.6 receiving yards per game...set single-game record of 228 yards receiving, including 57-yard touchdown against Ball State...posted six games with more than 100 yards receiving...in 1995, started all 11 games...honorable mention All-Big Ten pick by media...recorded 58 receptions for 735 yards and five touchdowns...in 1994, saw action in seven games for total of 196 plays from scrimmage...finished with 24 receptions for 406 yards and three touchdowns.

PERSONAL: graduated of Catholic Central High in London, Ontario...Canadian Football Quarterly All-Canada selection...school won 1992 national championship...also lettered in basketball, volleyball, and track...member of the school's 4X100 relay team that claimed Western Ontario title...all-province selection in basketball...born April 6, 1973, in London, Ontario, Canada...single and resides in London, Ontario.



22 **FRED THOMAS**

Cornerback Year With Saints: 1 Year in NFL: 5
 Ht: 5-9 Wt: 172 College: Tennessee-Martin
 Born: September 11, 1973 in Bruce, Mississippi
 Joined Saints: Unrestricted Free Agent (Seattle), 2000

PRO: Was signed by the Saints 2/14/2000. Originally drafted by the Seattle Seahawks, as the team's second round draft choice in 1996. **1999** — saw action in team's nickel package and on special teams versus Detroit, 9/12...recorded one pass defended in the first quarter...left game with injury (broken ankle) on second half kick-off coverage...placed on injured reserve, 9/17. **1998** — Nickel-back and special teams contributor...led the team with three passes defended versus Washington, 9/20...also led the team with two special teams tackles in that game...had a special teams tackle at Kansas City, 10/4...inactive versus Denver, 10/11, with hamstring injury...started at CB for an injured Willie Williams at Dallas, 11/22, and finished with a career-high nine tackles...saw action as the fourth CB versus Tennessee, 11/29, and added two special teams tackles...had five tackles versus San Diego, 12/13...had four tackles and two passes defended at Denver, 12/27. **1997** — Played in 14 games, starting three at LCB for an injured Shawn Springs and served as the nickel cornerback in 11 others...recorded a then career-high 26 tackles, with two for loss...made first career start versus Atlanta, 11/30...in his second start, he responded with a team-leading and then career-high eight tackles at Baltimore, 12/7...broke up a last second pass by the Raiders to help secure a 22-21 victory at Oakland, 12/14. **1996** — Played the last 15 games as a reserve cornerback and special teams performer...inactive at San Diego, 9/1...saw his first action on defense versus Buffalo, 12/8, and also played at Jacksonville 12/15, and Oakland 12/22...credited with five tackles on defense and 15 on special teams...had 2.5 tackles inside the 20 on kick and punt coverage.

COLLEGE: All-Ohio Valley Conference first-team selection in 1995...recorded 69 tackles with seven for losses and four interceptions in 1995 and returned 12 kickoffs for a 22.3-yard average...picked off three passes, returning one for a touchdown, all in the first half against Tennessee State...had a 70-yard punt return touchdown versus Morehead State...transferred to Tennessee-Martin prior to the start of the season...played in seven games with three starts for the University of Mississippi in 1994...returned an interception 83 yards for a touchdown against the University of Florida...played two seasons at Northwest Mississippi Community College in Senatobia, Mississippi, playing both wide receiver and cornerback...caught 21 passes for a 26.8 yard aver-

age, and two scores, and returned four kicks for touchdowns...earned Junior College All-America honorable mention as a wide receiver in 1993...All-state selection as a defensive back in 1992...criminal justice major.


PERSONAL: Prep all-state selection in football, basketball and track at Bruce High School in Bruce Mississippi...earned three letters in each sport...lives in Calhoun City, Mississippi, with his wife Vickie, and their daughter, Jasmine.

Year	GS/GP	TACKLES			INTERCEPTIONS			TD
		Tkl	Asst	Tot	No.	Yds.	LG	
1996 (Sea.)	0/15	4	1	5	0	0	-	0
1997 (Sea.)	3/14	22	4	26	0	0	-	0
1998 (Sea.)	0/15	32	7	39	0	0	-	0
1999 (Sea.)	0/1	0	0	0	0	0	-	0
Totals	3/45	58	12	70	0	0	-	0

ADDITIONAL STATS: Passes Defensed (11): 1997, 3; 1998, 7; 1999, 1. Special Teams Tackles (38): 1996, 15; 1997, 10; 1998, 13.

CAREER HIGHS

Tackles: 9, at Dallas 11/22/98



11 BILLY JOE TOLLIVER

Quarterback Year With Saints: 3 Year in NFL: 10

Ht: 6-1 Wt: 217 College: Texas Tech

Born: February 7, 1966 at Boyd, Texas

Joined Saints: Unrestricted Free Agent, 1998

PRO: Signed as a free agent with the Saints, 9/9/98. Signed by the Kansas City Chiefs, 11/4/97 after being released by the Atlanta Falcons, 10/27/97. Tough-nosed Texas Tech product who is now with his fifth NFL team after playing for the Chiefs (1997), Atlanta Falcons (1991-93, 96-97), Houston Oilers (1994), and San Diego Chargers (1989-90). Spent the 1995 season in the Canadian Football League with the Shreveport Pirates. Traded by San Diego to Atlanta, 8/28/91 for a fifth-round pick in the 1992 draft. Originally entered the league as a second-round pick (51st overall) of San Diego in the 1989 NFL Draft. **1999** - Played in ten games on the year, starting seven...completed 139-of-268 (51.9%) for 1,916 yards, with seven touchdowns and 16 interceptions...also had 142 yards rushing on 26 carries (5.5 avg.), with three touchdown runs, all career-highs for season rushing totals...dressed, but did not play for first two games of season, and then was sprung into action at Chicago, 10/3, where he was 7-of-15 for 102 yards, with two rushes for 32 yards...was 28-of-45 for 354 yards with two touchdown passes and two interceptions vs. Tennessee, 10/17, setting career-highs in completions and passing yardage...this also marked the seventh-best single-game passing yardage mark in Saints history...Tolliver's top game of the season was in a 24-6 victory, 11/14 vs. San Francisco, when he was 12-of-15 for 242 yards with one touchdown pass for 11 yards, along with six rushes for 36 yards, including a pair of two-yard touchdown runs...Tolliver's 80% completion percentage in this game marked the best completion percentage of his career and the 5th best in franchise history...for his efforts, he was nominated for NFC Player of the Week honors...continued hot play at Jacksonville, 11/21, accumulating 159 yards on 10-of-14 passing, and one touchdown run for one yard, before leaving game in third quarter with knee injury...was inactive following two weeks...vs. Dallas, 12/24, was inactive due to bruised ribs...dressed, but did not play at Carolina, 1/2/00. **1998** — Saw action in seven games on the year, starting four...completed 110 of 191 (55.3%) for 1,427 yards, with eight touchdowns and four interceptions...QB rating of 83.1 is the best career mark in franchise history...also had 43 yards rushing on 11 carries (3.9 avg)...completed 14-of-29 passes for 261 yards, and two touchdown passes, including a career long 82 yard touchdown pass at Atlanta, 10/18...in win vs. Tampa Bay 10/25, was 20-of-32 for 216 yards...was 23-of-41 for 296 yards, tying a career high of three touchdown passes vs. Buffalo, 12/27. **1997** — With the Chiefs, saw spot duty in three games...first action in a Chiefs uniform came vs. San Francisco, 11/30, and also saw late time vs. Oakland, 12/7...completed a pass to Kimble Anders for an eight-yard loss vs. New Orleans, 12/21, and kneeled down for one-yard setback on game's final play...for the Atlanta Falcons, played in six games (two starts) before being released, 10/27...was accurate on 63 of 115 passes (54.8%) for 685 yards with five touchdowns and one interception, good for a rating of 83.4...saw his first regular season NFL duty since 1994 in the second quarter vs. Carolina, 9/7, hitting on seven passes for 79 yards...had 100 yards on 10-of-17 passing vs. Oakland, 9/14, including a six-yard TD to Terance Mathis...start-

ed at San Francisco, 9/21, connecting on 18 of 32 aerials for 167 yards and one score...posted TD passes vs. Denver, 9/28, and vs. San Francisco, 10/19...best outing of the year was a 17-of-28, 217 yard effort with one TD at Carolina, 10/26, but was released the next day. **1996** — Signed by Atlanta on 10/23, and served as the team's third quarterback for the season's remaining nine games...did not see any action. **1994** — Returned to his native Texas, signing with Houston as a free agent on 9/7...played in 10 games (six starts), hitting on 121 of 240 passes (50.4%) for 1,287 yards with six TDs and seven INTs to lead the Oilers in passing...first action came in the fourth quarter vs. Cleveland, 10/13, when he led the club to a late TD and two-point conversion in an 11-8 setback...inaugural start with the team came at the L.A. Raiders, 10/30, posting 226 yards and one TD...started games 10-15, and played in the regular season finale vs. the N.Y. Jets, 12/24. **1993** — Appeared in eight games and made two starts, completing 39 of 76 passes (51.3%) for 464 yards with three TDs and five INTs...first duty of the year came vs. Pittsburgh, 9/27, in relief of Chris Miller...started vs. the L.A. Rams, 10/14, posting a season-high 213 yards to lead the club to its first victory of the season, tossing a career-high three TD passes, including a 42-yarder to Andre Rison in the fourth quarter to seal a 30-24 win. **1992** — Played in nine games and made five starts when Chris Miller was injured...hit on 73 of 131 passes (55.7%) for 787 yards with five TDs and five INTs...led the team to a come-from-behind victory vs. the L.A. Rams, 11/1, completing six of 11 passes for 86 yards, hitting Michael Haynes with a 13-yard TD just over two minutes remaining to claim a 30-28 victory...posted 209 yards and two scoring passes to Rison in a 20-17 win over Phoenix, 11/15. **1991** — Was traded from the Chargers to the Falcons on August 28, in exchange for a fifth-round pick...started two of the seven games he played in, passing for 531 yards with four TDs and two INTs on 40-of-82 accuracy (48.8%)...perhaps the most exciting competition of his career was a 44-yard "Hail Mary" heave to Haynes with seconds remaining at San Francisco, 11/3, to give Atlanta a miraculous 17-14 win, sealing its last regular season sweep of the 49ers to date. **1990** — In just his second pro season, he took over as the Chargers starting QB, opening 14 of the 15 games he played in...was 216-of-410 (52.7%) for 2,574 yards with 16 touchdowns and 16 interceptions...best passing day was 305-yard outing in Denver, 12/16, in which he set career highs with 26 completions and 51 attempts in the game. **1989** — Started five games as a rookie, completing 89 of 185 tosses (48.1%) for 1,097 yards with five scoring passes and eight INTs...suffered a broken collarbone in the season's final preseason game vs. Phoenix, 9/1, and was on injured reserve for the first six weeks of the season...activated on 10/21, and made his regular season NFL debut, a start at Seattle, 10/29, when he had six completions for 41 yards and one INT...started the club's final four games including a 24-of-39 performance at Washington, 12/10, which netted him a career-most 350 yards, as well as two touchdowns...his 350 yards were the fourth-highest total by a rookie quarterback in NFL history.

COLLEGE: A four-year starter at Texas Tech, setting school records with 493 completions on 1,007 attempts for 6,756 yards and 38 scores...completed 190 of 354 passes for 2,869 yards and 20 Touchdowns as a senior to earn first team All-Southwest Conference honors...was an honorable mention All-America pick as a junior, despite missing the first three games of the year with a broken foot...opened every game during his sophomore year and racked up 863 yards and seven scores in just six games as a redshirt freshman in 1985...set a Southwest Conference mark in his first start as a freshman, piling up 422 yards vs. TCU and surpassed that tally with a 446-yard effort in his final contest as a senior vs. Oklahoma State...majored in Physical Education at Texas Tech.

PERSONAL: Named the Fort Worth Star-Telegram Player of the Year as a senior quarterback, punter, and place-kicker at Boyd (Texas) High School after leading the Yellow Jackets to the Class AA state title in 1983...had his fastball clocked at 94 m.p.h. as a senior when he compiled a 16-4 record on the Boyd baseball squad, including an astounding 14 no-hitters...lettered on his prep basketball and track squads, as well...is a scratch golfer who won the \$75,000 Isuzu Celebrity Golf Challenge in 1996... has played with numerous players on the PGA tour, citing Raymond Floyd as one of his all-time favorites to hit the links with...full name is Billy Joe Tolliver...nicknamed "Shotgun"...he and his wife Sheila, have three sons, Chucky, Austin and Bryce, as well as a daughter, Mackenzie, and are expecting another child in September... resides in Shreveport, Louisiana in the offseason.


Year	GS/GP	PASSING						RUSHING			
		Att.	Comp.	Yds.	Int.	LG	TD	No.	Yds.	LG	TD
1989 (S.D.)	5/5	185	89	1097	8	49	5	7	0	0	0
1990 (S.D.)	14/15	410	216	2574	16	45t	16	14	22	14	0
1991 (Atl.)	2/7	82	40	531	2	75t	4	9	6	7	0
1992 (Atl.)	5/9	131	73	787	5	30t	5	4	15	15	0
1993 (Atl.)	2/8	76	39	464	5	42t	3	7	48	24	0
1994 (Hou.)	7/10	240	121	1287	7	44	6	12	37	10	2
1996 (Atl.)	0/0	0	0	0	0	--	0	0	0	--	0
1997 (Atl./K.C.)	1/6	116	64	677	1	47t	5	9	7	12	0
1997 (Atl.)	1/3	115	63	685	1	47t	5	7	8	12	0
1997 (K.C.)	0/3	1	1	-8	0	-8	0	2	-1	0	0

1998	4/7	199	110	1427	4	82t	8	11	43	16	0
1999	7/10	268	139	1916	16	57	7	26	142	33	3
Totals	47/80	1707	891	10760	64	82t	59	99	320	33	5
N.O. Totals	11/17	467	249	3343	20	82t	15	37	185	33	3

ADDITIONAL STATS: Passed for 2 two-point conversion, 1994. Fumbles recovered (7): 1989, 1; 1990, 2; 1997, 2; 1999, 2.

CAREER HIGHS

Attempts: 51, at Denver, 12/16/90
 Completions: 28, vs. Tennessee, 10/17/99
 Comp. Pct: 80.0%, vs. San Francisco, 11/14/99 (12-15)
 Yards Passing: 354, vs. Tennessee, 10/17/99
 Long Pass: 82t, at Atlanta, 10/19/98
 TDs Passing: 3, twice (vs. L.A. Rams, 10/14/93; vs. Buffalo, 12/27/98)
 Interceptions: 4, twice (most recently vs. Arizona, 12/4/94)
 Rushes: 6, vs. San Francisco, 11/14/99
 Yards Rushing: 36, vs. San Francisco, 11/14/99
 Long Run: 33, at Chicago, 10/3/99



90 JARED TOMICH

Defensive End Year With Saints: 4 Year in NFL: 4
 Ht: 6-2 Wt: 272 College: Nebraska
 Born: April 24, 1974 at St. John, Indiana
 Joined Saints: Draft Choice No. 2b, 1997

PRO: Was the second of two second-round selections by the Saints in the 1997 NFL Draft (39th overall), with a choice obtained from the Oakland Raiders in exchange of draft choices. Is a superb pass rusher, with great intensity and drive. **1999** — Saw action in eight games at LDE, starting six, in a promising season beset by injuries...registered 16 tackles (11 solo), with three sacks for 16 yards, two forced fumbles, and one pass defense...was inactive in opener vs. Carolina, 9/12, due to calf injury...had one solo tackle and one sack for four yards vs. Cleveland, 10/31...had three solo tackles, one assisted tackle, one sack for two yards, and two forced fumbles, vs. Tampa Bay, 11/7...had four solo tackles, one assisted tackle, one sack for ten yards, and one pass defense in win vs. San Francisco, 11/14...left 49er game in fourth quarter with sprained ankle...was inactive for following four games, and placed on injured reserve list, 12/24. **1998** — Saw action in all 16 games on the year, starting the final 11 at LDE...posted career-highs with 26 tackles (21 solo), which included six sacks (27 yards), two forced fumbles, one fumble recovered and one pass defended...had a season-high four tackles three times on the year...posted four tackles (all solo) at Carolina, 11/1, which included a sack for three yards...tallied four tackles (all solo), which included a career-best two sacks for 22 yards, vs. St. Louis, 11/15...also forced a fumble in that contest, which DT Austin Robbins recovered in the end zone for a touchdown...forced and recovered a fumble the following week at San Francisco, 11/22, while sacking 49ers QB Steve Young at the Saints' 20-yard line, earning him NFC Defensive Player of the Week nominations...again posted four tackles (all assists) vs. Atlanta, 12/13. **1997** — Saw action in all 16 games on the year, starting one at left defensive end...registered 12 tackles on the year (11 solo), with one sack for seven yards and one pass defended...also posted two special teams tackles and recovered one fumble on special teams, vs. Carolina, 10/19...lone start came vs. Arizona, 12/14, when he made one solo and one assisted tackle on defense...best game of the season came at Atlanta, 11/23, when he posted a career-high five tackles (all solo), and one sack for seven yards...also had one tackle on special teams in that contest.

COLLEGE: Finished his career for the Cornhuskers with 91 tackles, including 26 for loss, and 16 sacks...also forced seven fumbles with three recoveries...was a first-team All-American selection by Walter Camp, earning second-team honors from the Associated Press...finalist for the Lombardi Award and the Bronko Nagurski Defensive Player of the Year trophy...All-Big Twelve Conference first-team pick...member of the College Football Association's Good Works team...started all season at left rush end, recording 41 tackles (16 solo) with

five sacks for minus 26 yards and 10 stops for losses of 40 yards...caused four fumbles and was credited with 23 QB pressures...was an Associated Press All-American first-team choice, and a second-team Football News and a semi-finalist for that publication's National Defensive Player of the Year Award in 1995 after starting 10 games for the Huskers at left outside linebacker...was an All-Big Eight Conference first-team pick by the media...led the team with 10 sacks for minus 75 yards, 12 stops for losses of 79 yards and 24 QB pressures...sack total is fourth on Nebraska's all-time list...earned a scholarship prior to 1994 season-opener, appearing in every game, registering 23 tackles (12 solo) with a 7-yard sack and four stops for losses...redshirted in 1993 after sitting out 1992 as a walk-on...majored in communication studies.


PERSONAL: Was an All-State selection at defensive end in his senior year at Lake Central (St. John, Indiana) High...married to Lisa...has his own website on the internet - www.jaredtomich.com...full name is Jared James Tomich.

Year	TACKLES				SACKS	
	GS/GP	Tkl	Asst	Tot.	No.	Yards Lost
1997	1/16	11	1	12	1	7
1998	11/16	21	5	26	6	27
1999	6/8	11	5	16	3	16
Totals	18/40	43	11	54	10	50

ADDITIONAL STATS: Kickoff Returns (2-0 yards): 1997, 1-0 yards; 1998, 1-0 yards. Forced Fumbles (4): 1998, 2; 1999, 2. Fumbles Recovered (2): 1997, 1; 1998, 1. Passes Defensed (3): 1997, 1; 1998, 1; 1999, 1.

CAREER HIGHS

Total Tackles: 5 Two times; vs. San Francisco, 11/14/99; at Atlanta, 11/23/97
 Solo Tackles: 5, at Atlanta, 11/23/97
 Sacks: 2, vs. St. Louis, 11/15/98
 Total Yards: 22, vs. St. Louis, 11/15/98



68 KYLE TURLEY

Guard/Tackle Year With Saints: 3 Year in NFL: 3
 Ht: 6-5 Wt: 300 College: San Diego State
 Born: September 24, 1975 at Provo, Utah
 Joined Saints: Draft Choice No. 1, 1998

PRO: Was the Saints first round draft choice in the 1998 NFL Draft (7th overall). Aggressiveness, toughness and versatility along the offensive line mark his strengths. Took over the RT position for the 1999 season, and served as a solid bookend opposite William Roaf. **1999** — Started all 16 games at RT...contributed to Saints averaging 105.6 yards per game rushing, which was the first time since 1993 that they averaged 100+ yards over the course of the season in that category (1993-110.4)...saw action for one play at TE vs. Tennessee, 10/17...saw action for one play as an eligible receiver at New York Giants, 10/24...left game with bruised hip in third quarter and did not return vs. Dallas, 12/24...had one tackle off an interception return at Carolina, 1/2/00. **1998** — Started all 15 games that he played in on the season...dressed, but did not play vs. St. Louis, 11/15...started at LG in games 1-2, 4-7, 9, 11-15...also saw action at RT in game 2-4, and games 15-16, starting games 3 and 16 at RT...started game 8 at LT...had one tackle off a fumble recovery in season finale, vs. Buffalo, 12/27.

COLLEGE: Was regarded by many as one of the premier offensive linemen in college football...one of the quickest linemen in the country, was timed at 4.95 in the 40-yard dash...as a senior, received All-American first-team selection by The Poor Man's Guide to the NFL Draft & Football News, becoming the first Aztec lineman since guard Peter Inge (1978 & '79) to earn national honors...unanimous All-Western Athletic Conference first-team choice...semi-finalist for the Outland Trophy & Lombardi Award...started every game (12), grading 94% for blocking consistency while registering 123 knockdowns for an offense that gained 3,994 yards...only allowed two sacks his final year...majored in art at SDSU.

PERSONAL: Was an All-League first-team pick as a senior, his only season playing football at Valley View (Moreno Valley, California) High...standout wrestler, earning All-State honors...honor roll student...enjoys surfing...he and his wife, Kelly, have a daughter, Haley... full name is Kyle John Turley.

GAMES STARTED/PLAYED: (1998, 15/15; 1999, 16/16). Totals 31/31.



24 FRED WEARY

Cornerback Year With Saints: 3 Year in NFL: 3
 Ht: 5-10 Wt: 181 College: Florida
 Born: April 12, 1974 at Jacksonville, Florida
 Joined Saints: Draft Choice No. 4a, 1998

PRO: Chosen by the Saints with the first of two fourth-round selections in the 1998 NFL Draft (97th overall). Is an aggressive pass defender with an eye for the football. **1999** — Took over starting RCB job after four games...saw action in all 16 games, starting 11...registered 65 tackles (57 solo) with two interceptions (49 yards), 12 passes defended, and two fumble recoveries...on special teams duty, had three tackles, one forced fumble, and two fumble recoveries...in season opener vs. Carolina, 9/12, forced a fumble on the opening kickoff, which Tyrone Drakeford returned 20 yards for a touchdown...had first start of season, and second of his career at RCB vs. Tennessee, 10/17, and recorded seven tackles (six solo)...at New York Giants, 10/24, had five tackles (four solo), one fumble recovery, and one special teams fumble recovery...had five tackles (four solo), and a career-high three pass defenses vs. San Francisco, 11/14...vs. St. Louis, 12/12, had a career-high ten solo tackles, one interception return for 27 yards, and two passes defended...had best game of career vs. Dallas, 12/24, tying a career-high with 10 tackles (eight solo), returning an interception 22 yards, and recovering a fourth quarter Emmitt Smith fumble, which he returned 58 yards for a touchdown, sealing a 31-24 victory...for his efforts, Weary was named NFC Player of the Week. **1998** — Saw action in 14 games on the season, starting one as a nickel back...registered 34 tackles (28 solo) on the year...posted two interceptions (64 yards), on the season, both of which came vs. Atlanta, 12/13, one of which he returned for a 63-yard touchdown...two interceptions marks just the third time since 1991 that a rookie has snared two (Alex Molden, 1996; Sammy Knight, 1997) interceptions...also tallied four tackles on special teams (all solo)...also had two passes defended...recorded a career-high six tackles (all solo) at San Francisco, 11/22...posted four tackles (one solo) the following week at Miami, 11/29...followed that with four tackles (all solo) vs. Dallas, 12/6...was inactive for games 2-3.

COLLEGE: Was a defensive captain as a senior...left Florida with a school career-record 15 interceptions...lined up at right cornerback, recording 39 tackles (31 solo), along with eight passes defended and six interceptions...his six INTs were one shy of the school single-season record of seven, and ranked second in the nation that season...as a junior, was a Football News All-American honorable mention and an All-SEC first-team pick...winner of the Gators Best Effort on Defense Award...sports management major.


PERSONAL: Blue Chip Illustrated All-Southeast pick as a receiver, adding All-State Class 4A honors as a defensive back at Mandarin (Jacksonville, Florida) High...named to the Super 24 Team by the Florida Times-Union...led the team in rushing three straight years, gaining 843 yards as a senior...had 79 tackles with five interceptions for 203 yards (40.6 avg.) as a safety in his final campaign...also averaged 26.4 yards per kickoff return that season...lettered in basketball, averaging 18.0 points per game (1992-93)...full name is Joseph Fredrick Weary.

Year	GS/GP	TACKLES			INTERCEPTIONS			
		Tkl	Asst	Tot.	No.	Yds.	LG	TD
1998	1/14	28	6	34	2	64	63t	1
1999	11/16	57	8	65	2	49	27	0
Totals	12/30	85	14	99	4	113	63t	1

ADDITIONAL STATS: Passed defended (14): 1998, 2; 1999, 12. Fumbles Recovered (2): 1999, 2.

CAREER HIGHS

Tackles: 10 (two times), vs. Dallas 12/24/99, vs. St. Louis, 12/12/99
 Solo Tackles: 10, vs. St. Louis, 12/12/99
 Interceptions: 2, vs. Atlanta, 12/13/98
 Yards on Interceptions: 64, vs. Atlanta, 12/13/98
 Long Return: 63t, vs. Atlanta, 12/13/98



98 WILLIE WHITEHEAD

Linebacker Year With Saints: 2 Year in NFL: 2
 Ht: 6-3 Wt: 285 College: Auburn
 Born: January 26, 1973 at Tuskegee, Alabama
 Joined Saints: Free Agent, 1999

PRO: Former Canadian Football League player was signed by the Saints, 2/23/99. Tenacious pass rusher finished second on Saints with seven sacks. Played for the Frankfurt Galaxy of NFL Europe in the Spring of 1999. Was signed by the Detroit Lions, 2/11/98. Released by the Lions, 8/25/98. Spent 1995 training camp with the San Francisco 49ers. Contract runs through 2000 with no option. **1999** — Saw action in all 16 games on the season, starting three...finished with 30 tackles (six solo)...finished second on the team with seven sacks (44.5 yards...also had six special teams tackles...in NFL debut vs. Carolina, 9/12, had three tackles (two solo), and 0.5 sacks for 1.5 yards...had four tackles (three solo) and 0.5 sacks for -3 yards at New York Giants, 10/24...at Jacksonville, 11/21, had four solo tackles and two sacks for -11 yards...had seven tackles (four solo), and one sack for -10 yards vs. St. Louis, 12/12...had three solo tackles, one sack for -5 yards, and one pass defense at Baltimore, 12/12...had four solo tackles and one sack for -6 yards at Carolina, 1/2/00. **1998** — Spent 1998 training camp with the Detroit Lions. **1997** — Led the Hamilton Tiger Cats in the CFL in sacks (13) in 1997 and made 44 tackles. **1996** — Spent part of the season on the Montreal Alouettes practice squad. **1995** — After being cut by the 49ers, split time between the CFL's Baltimore Stallions active roster and practice squad.

COLLEGE: Started 32 consecutive games for Auburn on the defensive line...recorded 65 total tackles and five sacks as a senior in 1994...despite suffering a broken wrist in spring practice in 1993, recorded 63 stops and three sacks...set a personal high with eight sacks in 1992...originally a walk-on in 1990 who was awarded a scholarship.

PERSONAL: Attended Tuskegee Institute High School in Tuskegee, Alabama...hopes to become a sports commentator and a successful businessman after his football career...born 1/26/73.

GAMES STARTED/PLAYED: (1999, 3/16). Totals 3/16.



91 K.D. WILLIAMS

Linebacker Year with Saints: 1 Year in NFL: 2
 Ht: 6-0 Wt: 235 College: Henderson State (Ark.)
 Born: April 21, 1973 at Tampa, Florida
 Joined Saints: Free Agent, 2000


PRO: Signed by the Saints, 3/23/00. Played in nine games for the Oakland Raiders in 1999, starting eight. Spent 1998 training camp with Dallas Cowboys, then was signed to Kansas City practice squad for part of season. Spent the spring of 1998 with the Frankfurt Galaxy of NFL Europe. Played in Canadian Football League for three years prior to NFL experience. Physical linebacker with quickness and position skills. **1999** — Started eight of nine games for the Raiders in 1999, and posted 29 tackles (27 solo), one sack, one fumble recovery, and one interception (14 yards)...was released by the Raiders at midseason. **1998** — Signed with Dallas Cowboys during the preseason before being released prior to league opener...signed to Kansas City practice squad in September before being released in November...spent the 1998 spring with the Frankfurt Galaxy, amassing 31 tackles, 2.5 sacks and one blocked punt. **1997** — Traded from the Canadian Football League's

Winnipeg Blue Bombers to Saskatchewan and saw action for the Rough Riders. **1996** — played for the Winnipeg Blue Bombers...was named to the CFL All-Star team at middle linebacker...totaled 83 tackles on defense and another 11 on special teams. **1995** — Had outstanding CFL rookie campaign with Winnipeg Blue Bombers totaling 43 tackles, three fumble recoveries, one interception and a team-high six sacks...also finished the season tied for first in special teams tackles with 22...led the CFL in tackles for loss with 10 for 46 yards...set a CFL record for most tackles for a loss in a game against the Toronto Argonauts with six for 19 yards...also set a Blue Bomber record for most tackles in a game with 13.

COLLEGE: Made an immediate impact when he arrived at Henderson State in the spring of 1993 after attending Arizona Western Junior College...was selected to the All-Gulf South Conference second team that year after leading the team with 92 tackles...in 1994, his senior year, he totaled 112 tackles, including a team-high 78 solos...also had eight sacks, four fumble recoveries, five forced fumbles, two interceptions, and a blocked field goal...returned one interception 30 yards for a touchdown...education major.

PERSONAL: Three-year letterman in football at Jefferson High School in Tampa, Florida...cousin, Juran Bolden, was drafted by the Atlanta Falcons in 1996, and also played for Green Bay, Carolina, Kansas City, and in the CFL for the Winnipeg Blue Bombers...born April 21, 1973 in Tampa, Florida.

GAMES STARTED/PLAYED: (1999, 8/9). Totals 8/9.



34

RICKY WILLIAMS

Running Back Year with Saints: 2 Year in NFL: 2

Ht: 5-10 Wt: 236 College: Texas

Born: May 21, 1977 in San Diego, California

Joined Saints: Draft Choice No. 1, 1999

PRO: The selection of Ricky Williams, 1998 Heisman Trophy winner, marked just the first time in NFL history that one player has been a team's entire draft class. After suffering several nagging injuries in 1999, looks forward to a healthy 2000 season where he will be focal point of the rushing offense. **1999** — Despite several nagging injuries, managed to finish 1999 with the 8th-best single-season rushing total in franchise history, gaining 884 yards on 253 carries despite playing in just 12 games on the year...had two rushing touchdowns...also had 28 receptions for 172 yards...884 rushing yards total is the 2nd highest single-season rushing total by a Saints RB since 1989...vs. Cleveland, 10/31, gained 179 yards rushing, the 3rd-highest single-game total in franchise history on a franchise-high 40 carries...his 40 carries represented the most in the NFL in 1999...gained 111 yards at New York Giants, 10/24, becoming the first rookie running back since 11/13/94 (Mario Bates, 22-141, vs. Atlanta) to gain over 100 yards in his inaugural season...with those two consecutive games, became the first running back since Mario Bates in 1995 to gain 100+ yards rushing in back-to-back games...had ten carries for 40 yards in NFL debut vs. Carolina, 9/12, before leaving game in second quarter with ankle sprain...returned to action at San Francisco, 9/19, and had 80 yards on 22 carries...had 21 carries for 84 yards at Chicago, 10/3...had 19 carries for 53 yards vs. Atlanta, 10/10...had 17 carries for 35 yards vs. Tennessee...had 14 carries for 41 yards vs. Tampa Bay, 11/7...had 30 carries for 99 yards, and three receptions for 57 yards vs. San Francisco, 11/14...at Jacksonville, 11/21, had 94 yards on 19 carries, scoring the first two touchdown runs of his career...missed the next month due to turf toe injury suffered in Jacksonville game...returned to action vs. Dallas, 12/24, and had 23 carries for 61 yards, three receptions for 31 yards, and one incomplete pass attempt.

COLLEGE: Owns 20 NCAA rushing records, including most rushing yards (6,279), all-purpose yards (7,206), highest average per carry (6.2), rushing touchdowns (72), total touchdowns scored (75), 200-yard rushing games (11; tied Marcus Allen of Southern California, 1978-81), points scored (452), games with a touchdown (33) and games with two or more scores (21)...finished his career with 44 school records...only one of the top 13 all-time all-purpose rushers to accomplish that feat without having ever returned a kickoff...3,889 of his 6,279 rushing yards came after initial contact...averaged 182.5 yards per game in his final two years since he shifted from fullback to tailback... started 46 of 48 games he played in (including two bowls)...caught at least one pass in 41 of 46 regular season games...one of the most decorated athletes in college football history... unanimous All-American & All-Big Twelve Conference first-team choice...recipient of the Heisman Trophy, Maxwell Award, Walter Camp Foundation Player of the Year Award, the first-ever Associated Press National Player of the Year Award, Football News Offensive Player of the Year Trophy, The Sporting News Player of the Year Award & became the first player to earn back-to-back Doak Walker Award honors in 1998...first Texan since Johnnie Johnson (1978-79) to earn All-American honors in consecutive seasons...named the conference's Offensive


Player of the Year...became the eighth player in the history of college football to rush for over 2,000 yards in a single season, as he gained 2,124 yards with 27 touchdowns on 361 carries (5.9 avg.)...his 2,124 yards rank fifth on the Division I-A season-record list...his 27 touchdowns rank third on the NCAA's season-record chart...set NCAA records with two 300-yard rushing performances, 668 rushing yards & 11 touchdowns during a two-game span...against Rice, ran for 318 yards & 6 touchdowns (31, 16, 17, 29, 27 & 41 yards), adding 32 yards on four catches...followed with 350 yards on 37 carries with 5 scores, including a 68-yarder against Iowa State...versus Baylor, carried 39 times for 259 yards with 14 & 7-yard scores in the fourth quarter to rally the Longhorns to a 30-20 victory...picked up 150 yards on 37 carries against Nebraska. yards on 30 attempts with an 11-yard touchdown...Texas A&M saw him catch five passes for 36 yards & carry the ball 44 times for 259 yards, including a 60-yard touchdown that gave the Longhorns a 26-24 decision...closed out his college career against Mississippi State in the Cotton Bowl, rushing 30 times for 203 yards & a pair of scores, including a 37-yarder, & catching five passes for 45 yards... consensus All-American & All-Big Twelve Conference first-team choice in 1997...winner of the Doak Walker Award, given to the nation's top running back...finished fifth in voting for Heisman Trophy...Big Twelve Offensive Player of the Year...finalist for Football News' Offensive Player of the Year Award...named team Most Valuable Player...became the first Longhorn to lead the NCAA in a statistical category as he finished first in rushing, averaging 172.1 yards per game & scoring (13.8 ppg)...ranked second in the country with an average of 185.7 all-purpose yards per game...carried 279 times for 1,893 yards (6.8 avg.) & 25 touchdowns, breaking the previous school season-record of 1,744 yards by Earl Campbell in 1977...reached the 1,000-yard plateau faster than any other Longhorn back, accomplishing that feat on his 168th carry...caught 20 passes for 150 yards (7.5 avg.)... Rice saw him score five touchdowns, finishing with 249 yards on 28 carries...picked up 223 yards on 40 tries with a pair of 1-yard touchdowns vs. Oklahoma...followed up with 23 attempts for 235 yards & two scores, including an 80-yarder against Missouri...gained 201 yards on 29 runs against Colorado, which included four touchdowns, one a 71-yarder...piled up 241 yards on 31 carries with 6 & 87-yard scores against Baylor (87-yarder was the fourth-longest run from scrimmage in school history)...against Kansas, collected 211 yards & 3 touchdowns, including a 56-yarder on 26 tries...piled up 183 yards on 33 carries with a pair of scores before an ankle injury sidelined him against Texas A&M late in the third quarter...All-Big Twelve Conference first-team pick in 1996...earned ABC Sports Player of the Game honors vs. Notre Dame & Fox Sports Player of the Game accolades vs. Missouri, Oklahoma State & Kansas...started every game at fullback, and led the team with 205 carries for 1,272 yards (6.2 avg.) & 12 touchdowns...caught 25 passes for 291 yards (11.6 avg.) & a pair of scores...All-Southwest Conference second-team pick as a freshman in 1995...shared SWC Offensive Newcomer of the Year honors with teammate Shon Mitchell...broke Earl Campbell's freshman rushing record (928 in 1974) with 990 yards & eight touchdowns on 166 carries (6.0 avg.)...caught 16 passes for 224 yards (14.0 avg.) while starting 11 games at fullback.

PERSONAL: Selected in the eighth round of the 1995 draft as an outfielder by the Philadelphia Phillies...taken in the 1998 Rule V Draft by the Montreal Expos, who then sold his rights to the Texas Rangers... was a USA Today All-American honorable mention & "Best of the West" pick by the Long Beach Press-Telegram at Patrick Henry (San Diego) High...named Offensive Player of the Year by the San Diego Union-Times as a senior, rushing for 2,099 yards & 25 touchdowns, en route to adding All-State accolades while also performing as a line-backer...finished his career with 4,129 yards & 55 touchdowns...All-State & All-League pick as an outfielder in baseball...batted .340 with 26 stolen bases as a senior & .333 with 31 stolen bases as a junior...wrestled in the heavyweight division & also ran track, qualifying for the state finals in the 400-meter relays...was an elementary education major at Texas, earning academic accolades from the Big Twelve Commissioner's Office & Texas Athletic Director's Honor Roll...member of the American Football Coaches Association "Good Works" Team...his twin sister, Cassie graduated from Texas this May & younger sister, Nisey is a junior (Ricky helped pay their tuition through his baseball bonus)...son of Sandy Williams...born Errick Lynne Williams.

Year	GS/GP	RUSHING					RECEIVING			
		No. Yards	Avg.	LG	TD	No.	Yards	LG	TD	
1999	12/12	253 884	3.5	25	2	28	172	29	0	
Totals	12/12	253 884	3.5	25	2	28	172	29	0	

CAREER HIGHS

- Rushes: 40, vs. Cleveland, 10/31/99
- Rushing Yards: 179, vs. Cleveland, 10/31/99
- Rushing Long: 25, at New York Giants, 10/24/99
- Rushing TDs: 2, at Jacksonville, 11/24/99
- Receptions: 5, at Carolina, 1/2/00
- Receiving Yards: 57, vs. San Francisco, 11/14/99
- Receiving Long: 29, vs. San Francisco, 11/14/99
- Receiving TDs: none



63 WALLY WILLIAMS

Center/Guard Year With Saints: 2 Year in NFL: 8
 Ht: 6-2 Wt: 321 College: Florida A&M
 Born: February 20, 1971 at Tallahassee, Florida
 Joined Saints: Unrestricted Free Agent (Baltimore), 1999

PRO: Versatile lineman's return from 1999 season-ending neck injury provides stability and veteran leadership along the Saints offensive line. Will move over to center position after playing left guard for the Saints in 1999...Was originally signed as a free agent by the Cleveland Browns, 4/30/93 (franchise relocated to Baltimore in 1996). Was designated the Ravens' franchise player prior to the 1998 season. Was considered one of the top free agents available in the 1998 offseason, and was signed one day after the free agency period began, 2/13/99. **1999** — Started first six games of season at left guard before missing remainder of season due to neck injury...was inactive for games 7-9, and was placed on injured reserve, 11/17...also saw action on one play at fullback in games 5 and 6, vs. Tennessee, and at New York Giants. **1998** — Started the first 13 games of the year, seven at left guard, six at center...missed the final three games due to a neck injury...made switch to center vs. Jacksonville, 11/1, after starting the first seven games at left guard...made 50th NFL start vs. Tennessee, 10/11, playing at left guard...left game at Tennessee, 12/6, with a cervical neck strain in the first quarter. **1997** — Came back from an offseason Achilles' injury to start 10 games (eight at center, two at left guard)...recipient of the Ravens' 1997 Ed Block Courage Award, as voted on by his teammates, for displaying courage in the face of adversity...was on the inactive list for the first six games of the season while recovering from offseason Achilles surgery...returned to the starting lineup, at center, vs. Miami, 10/19, as the Ravens did not allow a sack. **1996** — Displayed versatility along the line, starting four games at right guard and the final nine at center...did not play at Houston, 9/15, following an ankle injury the previous week at Pittsburgh, 9/8...did not start vs. New Orleans, 9/29, but did see significant playing time at right guard. **1995** — Started all 16 games, 14 at left guard and two at center...offensive line allowed the 10th-fewest sacks in the NFL (32)...started at center at Minnesota, 12/9, and vs. Houston, 11/5, in place of an injured Steve Everitt. **1994** — Played in 12 games, with seven starts...did not play at Pittsburgh, 12/18, at Dallas, 12/10, vs. Giants, 12/4 or at Philadelphia, 11/13...majority of starts came at left guard...made first NFL start vs. Pittsburgh, 9/11, when he opened the game at left guard. **1993** — Played in two games, both as a backup at center...first NFL action came vs. Houston, 11/21, mostly on special teams...also saw action in late-season game vs. L.A. Rams, 12/26...was inactive the first four weeks of the season.

COLLEGE: Started 40 consecutive games at center since his freshman year (1989-92)...named Black College All-America (1991-92)...Preseason All-America by Street and Smith and The Sporting News for Division I-AA as a senior (1992)...started season as team's punter (34.4 avg.), with a long boot of 50 yards...physical education major.

PERSONAL: Attended Rickards High School (Tallahassee, Florida), where he lettered in two sports (football as a center, punter and linebacker, and baseball as a first and third baseman)...set his high school's weight lifting record with a 315 lb. clean and jerk...was All-State for two years in football and a year in baseball...was a late-round pick of the Montreal Expos...he and his wife, Dewan, have two sons, Bronson and Brandon, and a daughter, Chelsee...full name is Wally James Williams Jr.

GAMES STARTED/PLAYED: (1993, 0/2); (1994, 7/12); (1995, 16/16); (1996, 13/15); (1997, 10/10); (1998, 13/13); (1999, 6/6). Totals 64/74.



16 ROBERT WILSON

Wide Receiver Year With Saints: 1 Year in NFL: 2
 Ht: 5-11 Wt: 176 College: Florida A&M
 Born: June 23, 1974 at Tallahassee, Florida
 Joined Saints: Free Agent, 2000

PRO: Reserve wide receiver and special teams player signed by the Saints, 3/6/2000. Signed by the Seattle Seahawks as an undrafted free agent in 1997, spent most of the season on the practice squad, and saw action

in all 16 games in 1998. Was released by Seattle, 9/6/99, re-signed 10/20, and released 11/3. **1999** — After being cut in training camp was signed by Seahawks in middle of the season and saw special teams action in two games...recorded one special teams tackle vs. Buffalo, 10/24...had one special teams tackle at Green Bay, 11/1...listed as inactive vs. Cincinnati, 11/7...waived by Seahawks, 11/13. **1998** — Saw action in all 16 games for the Seahawks...had eight special teams tackles...tied for the team lead with two special teams tackles vs. Washington, 9/20...saw limited action in the fourth quarter at wide receiver in four-receiver sets at Oakland, 11/15. **1997** — Spent the entire season on the team's practice squad until being signed to the active 53-man roster, 12/17...inactive for the final game of the season vs. San Francisco, 12/21.

COLLEGE: Three-time first-team All-Mid Eastern Athletic Conference choice...four-year letterman...finished his career with a school record 210 receptions for 3,027 yards, with 25 touchdowns, in 45 games...set single-season marks with 78 receptions and 1,161 yards as a senior...tied another mark with 10 touchdown receptions...caught 50 passes for 664 yards and eight scores as a junior and 58 for 857 and five scores as a sophomore...played every game as a redshirt freshman and caught 24 for 345 yards and two scores...majored in business economics.

PERSONAL: Attended Jefferson County High School in Monticello, Florida, lettering in football, basketball, track, and weightlifting...a relative of Ernest Givins, who played wide receiver in the NFL with Houston and Jacksonville...born and still lives in Tallahassee, Florida.

GAMES STARTED/PLAYED: (1997, 0/0); (1998, 0/16); (1999, 0/2). Totals 0/18.

ADDITIONAL STATS: Special teams tackles (10): 1998, 8; 1999, 2.



92 TROY WILSON

Defensive End Year With Saints: 3 Year in NFL: 5
 Ht: 6-4 Wt: 257 College: Pittsburg State (Kansas)
 Born: November 22, 1970 at Topeka, Kansas
 Joined Saints: Waivers (San Francisco), 1998

PRO: Acquired by the Saints from San Francisco, 8/31/98. Signed with St. Louis, 2/6/97, but released after training camp. Signed by Kansas City as free agent in 1996, but released during training camp. Signed with St. Louis in 1996, but released after training camp. Was with the San Francisco 49ers, 1993 and 1994, and released following training camp, 8/17/95. Was originally drafted by the San Francisco 49ers in the seventh round (194th overall) in the 1993 NFL Draft. **1999** — Saw action in 16 games on the year, starting four at left defensive end...recorded 29 tackles (22 solo), 5.5 sacks (39.5 yards), four forced fumbles, and five passes defended...also had two special teams tackles...had first start of season at San Francisco, 9/19, and responded with three tackles (two solo) and 1.5 sacks for 8/5 yards...had three solo tackles, one forced fumble, and two passes defended at Chicago, 10/3...recorded two solo tackles, one sack (11 yards), and one forced fumble vs. Tennessee, 10/17...at New York Giants, 10/24, had four solo tackles, two sacks (13 yards) and one forced fumble...had two solo tackles and one sack (nine yards) vs. San Francisco, 11/14...recipient of the Saints 1999 Ed Block Courage Award, as voted on by his teammates, for courage in the face of adversity. **1998** — Saw action in 15 games on the season...finished with 12 tackles (nine solo)...also had one sack for nine yards...posted four tackles on special teams...had one solo tackle and one sack at Carolina, 11/1. **1995** — In his lone season with the Broncos, played in three games on the year, registering one tackle and 0.5 sacks for 4.5 yards. **1994** — Had a solid second NFL campaign, playing in 11 games and posting 17 tackles, including a pair of sacks...was tied for second on the squad with 12 special teams stops...had his finest game at Atlanta, 10/16, with four tackles and two sacks...suffered a separated shoulder that sidelined him for the final five games of the regular season...appeared in three postseason games, primarily on special teams, when he posted four total stops, including one in the Super Bowl XXIX win over the Chargers, 1/29/95. **1993** — Missed all of training camp and the preseason due to a back injury sustained during the May mini-camp...placed on the reserve/non-football-injury list, 8/24...activated, 10/16, and made NFL debut, playing from scrimmage and on special teams, at Dallas, 10/17...registered his first NFL sack en route to a three-sack effort vs. L.A. Rams, 10/31...made a career-high five tackles vs. Cincinnati, 12/5...had a sack before suffering a dislocated shoulder in the fourth quarter vs. Houston, 12/25...had two tackles and a sack vs. N.Y. Giants in NFC Divisional Playoff Game, 1/15/94, and appeared primarily on special teams in the NFC title game at Dallas, 1/23/94.



COLLEGE: Earned NCAA Division II All-America and All-Mid-America Intercollegiate Athletic Association honors following his senior season at Pittsburg State...led team with 18 tackles for a loss and 14 sacks...had 23 sacks as a junior...also earned all-conference honors as a sophomore and junior...participated on the Gorillas track team, placing sixth in the discus and seventh in the shot put at the NCAA Division II Championships as a sophomore...earned a degree in business management.


PERSONAL: Attended Shawnee Heights High School, where he earned all-conference honors...full name is Troy Ethan Wilson...he and his wife, Stephanie, have a son, Troy II, and a daughter, Sydney.

Year	TACKLES				SACKS	
	GS/GP	Tkl	Asst	Tot.	No.	Yards Lost
1993 (S.F.)	0/10	14	2	16	4.5	23.5
1994 (S.F.)	0/11	16	1	17	2	9
1995 (Den.)	0/3	1	0	1	0.5	4.5
1998	0/15	9	3	12	1.0	9
1999	4/16	22	7	29	5.5	39.5
<hr/>						
Totals	4/55	62	13	75	13.5	85.5
N.O. Totals	4/31	31	10	41	6.5	48.5
<hr/>						
Year	Playoffs				SACKS	
	GS/GP	Tkl	Asst	Tot.	No.	Yards Lost
1993	0/2	2	0	2	1	6
1994	0/3	4	0	4	0	0
<hr/>						
Totals	0/5	6	0	6	1	6

ADDITIONAL STATS: Passes Defensed (6): 1993, 1; 1999, 5.

CAREER HIGHS

Total Tackles: 5, vs. Cincinnati, 12/5/93
 Solo Tackles: 5, vs. Cincinnati, 12/5/93
 Sacks: 3, vs. L.A. Rams, 10/31/93
 Total Yards: 18, vs. L.A. Rams, 10/31/93




Head Coach Jim Haslett (l) and General Manager Randy Mueller (r) observe practice during the April 2000 minicamp.

IN THAT NUMBER

Kicker Chip Lohmiller played in each of the first eight games for the Saints in 1995 before being released. During his time in New Orleans, he wore uniform No. 2, the only player in club history to claim that jersey. Prior to that season, it was the last number never to have been worn by a Saint in a regular season game.

2000 DRAFT



93 **DARREN HOWARD**

Defensive End

Ht: 6-3 Wt: 281 College: Kansas State

Born: November 19, 1976 at St. Petersburg, Florida

Joined Saints: Draft Choice No. 2, 2000

The selection of Darren Howard represents the eighth time in team history that a defensive end was selected with the club's first-overall pick, and the ninth time in Saints history that the team's first selection was a defensive lineman. He is the third player ever taken from Kansas State by the Saints, and the first since 1982. He was the fifth-highest drafted player in Kansas State history. Dynamic penetrator who excels in backside pursuit. Accelerates quickly out of a cut and is an explosive tackler. Uses his hands well to jolt blockers upright. Chases down the line and shows superb lateral agility. Has the powerful inside charge to easily beat his man into the backfield. Established a school career-record with 29.5 quarterback sacks. His 54 tackles behind the line of scrimmage rank second on the Wildcat all-time record chart. **1999** — All-American third-team and All-Big Twelve Conference first-team selection by Sportspage.com...manned the strongside defensive end position, recording 53 tackles (36 solo) with 5.5 sacks for minus 40 yards, 14 stops for losses of 65 yards and 15 quarterback pressures...recovered a fumble and forced six others...despite playing on the defensive line, he finished third on the team with nine pass deflections...also had a pair of interceptions for 35 yards in returns...opened the season vs. Temple in explosive fashion, earning Big Twelve Player of the Week honors as he posted 4 solo tackle with an 11-yard sack, 2 stops behind the line of scrimmage, a pair of forced fumbles, 3 pressures and a 22-yard interception return for a touchdown...had one sack vs. Texas-El Paso...earned Player of the Game honors at Texas as he blasted into the backfield to sack QB Major Applewhite for a 8-yard loss, forcing a fumble on the play...had a 13-yard interception return vs. Kansas...had 6 tackles (5 solo) and a 6-yard sack vs. Utah State...collected 9 tackles (5 solo) with two sacks for -17 yards at Oklahoma State...had 7 tackles (4 solo), a 3-yard sack, and a pass deflection at Nebraska...forced a fumble and had six tackles (5 solo) vs. Missouri. **1998** — First-team All-Big Twelve Conference selection by the league's coaches, the Associated Press and Kansas City Star...team Co-Defensive Most Valuable Player...started the first ten games at strongside end before moving inside to tackle for the final two contests...recorded 51 tackles (33 solos) as he led the conference with 10.5 sacks for minus 74 yards...came up with 6 tackles (4 solo) and a 3-yard sack vs. Texas...advanced a fumble four yards after a 7-yard sack at Colorado...had a 7-yard sack and 8 tackles (7 solo) vs. Oklahoma State...credited with 2 sacks for minus 18 yards at Kansas...registered 9 tackles (7 solos) with 2.5 sacks at Baylor...added 2 sacks for minus 10 yards vs. Nebraska...at Missouri, his 9-yard sack stopped a scoring drive to preserve a 31-25 decision...had one sack for a 1-yard loss in the Alamo Bowl against Purdue. **1997** — Consensus All-Big Twelve Conference second-team choice...started all year at strongside end, recording 58 tackles (29 solo)...ranked 11th in the nation with 11 sacks for minus 68 yards, one half sack shy of the school-season record...recovered three fumbles and forced two others...on the season's opening drive vs. Northern Illinois, registered a 5-yard sack...advanced a fumble recovery 4 yards vs. Bowling Green...had a sack and 4 tackles vs. Bowling Green...Had 6 tackles (4 solo) with 0.5 sacks for minus 7 yards at Nebraska...Against Oklahoma, was named National Defensive Player of the Week by the Sports Network as he had a season-high 10 tackles with a sack, a pair of fumble recoveries, including one which he forced, and 2 pass deflections...against Texas Tech, had another 10-tackle performance with a 9-yard sack, a pass break-up, and a forced fumble...against Iowa State, forced a fumble, deflected a pass, came up with 4 tackles, and had 3 sacks for minus 27 yards...In the Fiesta Bowl against Syracuse, collected four tackles, sacked QB Donovan McNabb for a 17-yard loss, and deflected a pass. **1996** — Appeared in the final nine games, recording 29 tackles (16 solo) with 2.5 sacks for minus 21 yards...At Kansas, had 4 tackles and 1.5 sacks for minus 13 yards...against Rice, added an 8-yard sack and 4 hits...registered a season-high 7 tackles (5 solos) vs. Nebraska...Had one sack for a 6-yard loss against Brigham Young in the Cotton Bowl. **1995** — Redshirted as a freshman. **PERSONAL** — All-City, All-County and All-Suncoast selection at Boca Ciega High in St. Petersburg, Florida...added Blue Chip Illustrated All-American and Florida Top 50 honors...recorded 76 tackles (42 solo) as an outside linebacker and rushed for 520 yards on 59 carries as well as a running back to pick up Super Prep Florida Top 75 accolades...also competed as a tight end...lettered in basketball, leading the team to the 1994 Florida state championship...social science major...born 11/19/76 in St. Petersburg, Florida.

**41** **TERRELLE SMITH**

Fullback

Ht: 6-0 Wt: 246 College: Arizona State
 Born: March 12, 1978 at West Covina, California
 Joined Saints: Draft Choice No. 4, 2000


The selection of Terrelle Smith marks the 3rd time in Saints history that a player has been selected from Arizona State. Played two years at Arizona State. Moved to fullback from tailback in 1999, and made smooth transition to position. Could be a powerful blocker and punishing runner. **1999** — Served as blocking fullback for star running back J.R. Redmond, a third round pick of the New England Patriots, after moving over from linebacker position...had 22 carries for 129 yards (5.7 avg.) with one touchdown...also had 11 receptions for 95 yards. **1998** — Played linebacker in ten games and posted six tackles (two solo)...posted one tackle in the season opener against Washington...posted one assist at BYU...recorded one solo tackle in the Sun Devils' 34-15 win over North Texas...posted one assist in ASU's 24-3 rout of Oregon State...also had one assist against Notre Dame and one in the Sun Devils' 55-22 rout of California...also contributed on special teams. **PERSONAL** — A 1996 graduate of Canyon Springs High School, in Moreno Valley, California...played both running back and linebacker...named all-American by BlueChip Illustrated...SuperPrep all-state, all-C.I.F., California all-state, all-county and all-league selection his junior and senior years...listed as a "Hot 100" recruit...senior year compiled 1,236 yards on 186 carries...also had 11 tackles for 136 yards for a combined 19 TD's...collected 87 solo tackles, caused eight fumbles and had three interceptions...lettered in football, basketball and track...major at Arizona State was family resources and human development...has five older brothers and three younger brothers...enjoys cutting hair and fixing cars...also has a black belt in karate...full name is Terrelle Vernon Smith...born March 12, 1978, in West Covina, California.

**76** **TUTAN REYES**

Tackle

Ht: 6-3 Wt: 299 College: Mississippi
 Born: October 28, 1977 at Queens, N.Y.
 Joined Saints: Draft Choice No. 5a, 2000

The selection of Tutan Reyes marks the sixth time that the Saints have selected a player from the University of Mississippi in the NFL draft, and the first time since the selection of LB Paul Dongieux in the 11th round in 1972. Has improved his consistency, both run and pass protection with expanded playing time. **1999** — Started all 12 games at left tackle for the Rebels, and drastically improved in his second year as starter...earned his fourth letter. **1998** — Started all 12 games at LT, including the Sanford Independence Bowl...really improved since seeing action at both right and left tackle during 1997 season. **1997** — played in all 12 games, including Ford Motor City Bowl...earned his second letter...only start was in season opener against Central Florida...was on extra point and field goal teams...moved from tight end to offensive tackle. **1996** — Saw action in all 11 games and earned his first letter. **1995** — Redshirted as a freshman. **PERSONAL** — An All-Queens selection, at August Martin High School in Queens, New York, who was also named to the Coaches All-City squad...caught 18 passes for 413 yards and five touchdowns senior season...helped team to 13-7 record, including 8-3 mark senior season...earned two letters in football and two in basketball...coached in high school by Ralph Jones...also an outstanding basketball player who was All-Queens...graduated with a degree in management...made University of Mississippi Athletic Association Honor Roll in Fall of 1995, Spring of 1997, and Spring of 1998...made Dean's Honor Roll in Fall of 1998...made 1996 SEC Academic Honor Roll...born October 27, 1977, in Queens, New York.

**46** **AUSTIN WHEATLEY**

Tight End

Ht: 6-3 Wt: 254 College: Iowa
 Born: November 16, 1977 at Milan, Illinois
 Joined Saints: Draft Choice No. 5c, 2000

The selection of Austin Wheatley in the fifth round of the draft by the Saints marks the third time that they have selected an Iowa player. Tight end shows great speed for size, along with great blocking and receiving potential. Also filled in as a punter occasionally at Iowa. **1999** — Recorded nine receptions for 103 yards as a senior, serving as second team tight end. **1998** — Played in 11 games, with one start coming against Indiana...had nine receptions for 137 yards...one reception for 37 yards vs. Iowa State...had seven yards on one catch at Arizona...had two receptions for 53 yards vs. Illinois...had 31 yards on one catch at Indiana...recorded one reception for eight yards

at Minnesota. **1997** — Saw action at tight end and also handled punting duties early in the season...limited during middle portion of season due to hand injury...had seven catches for 108 yards and one touchdown...punted five times for 41-yard average, with a best of 59 yards...two of five punts were downed inside opponent 20-yard line...one catch for 40 yards in opening win over Northern Iowa...four catches for 47 yards in win over Illinois...two catches for 21 yards at Ohio State, including a four-yard reception for Iowa's only touchdown...three punts for 46-yard average vs. Northern Iowa, with career-best 59-yarder...33.5 average on two punts vs. Tulsa. **1996** — Saw limited action as tight end and on special teams, but had no statistics. **1995** — Redshirted as a freshman. **PERSONAL** — Named fist team Division 5A all-state, all-metro, and all-conference as a tight end and punter at Rock Island H.S., in Milan, Illinois...named to Top 100 Illinois Seniors by Champaign News-Gazette as tight end...averaged 43 yards a punt in 1994 and caught nine passes for 271 yards and three touchdowns...set a school record with a 68 yard punt...also lettered in track and field...high school coach was Vic Boblett...born November 16, 1977, in Milan, Illinois.

**30** **CHAD MORTON**

Running Back

Ht: 5-8 Wt: 186 College: Southern California
 Born: April 4, 1977 at Torrance, California
 Joined Saints: Draft Choice No. 5d, 2000

Chad Morton represents the 12th player ever selected by the Saints from Southern California, tying Nebraska as the two schools with the most Saints draftees. Morton was one of USC's most exciting and versatile athletes, seeing action on offense at tailback and wide receiver, on defense as free safety and cornerback and as a lightning-quick return specialist on special teams. Drives forward and puts tremendous effort behind his rushing attempts. Ranks eighth on the school's career-record list with 2511 yards rushing. Also sprinted for the USC track team in 1999, 1998, and 1996. **1999** — All-Pac 10 Conference selection...started every game at tailback, leading the team with 262 carries for 1141 yards (4.4 avg.) and 15 touchdowns...caught 17 passes for 79 yards (4.6 avg.)...returned 19 kickoffs for 341 yards (17.9 avg.) and seven punts for 52 yards (7.4 avg.)...opened the season at Hawaii with 95 yards and a score on 19 attempts...had 91 yards on 30 runs vs. San Diego State...had three rushing touchdowns at Oregon...vs. Oregon State, exploded for 153 yards on 27 tries with scores of 2 and 15 yards, adding 21 yards on a pair of kickoff returns...rushed 21 times for 85 yards, including a 1-yard touchdown, at Notre Dame...vs. Stanford, added 151 yards on 22 attempts with a 1-yard score, caught 2 passes for 21 yards, and returned a pair of kickoffs for 42 yards...carried 29 times for 117 yards, at Washington State...vs. UCLA, gained 143 yards on 36 carries, 32 yards on a kickoff return and 14 yards on a pair of punt returns...closed out his career vs. Louisiana Tech with 18 rushes for 84 yards, including three touchdowns. **1998** — All-Pac 10 Conference honorable mention...started eight games at tailback, ranking second in the Pac-10 in rushing (96.7) as he ran for 985 yards on 199 carries (4.9 avg.) with six touchdowns...also caught 18 passes for 136 yards (7.6 avg.) and a score...also returned two kickoffs for a 58.0 average including 1 for a TD and 4 punts for a 5.3 average...ran for 100-plus yards in six games...had a dramatic impact in the season opener vs. Purdue, taking his first kickoff return on USC's first play of 1998-back 98 yards for a score and also running for a 13-yard fourth quarter touchdown to ice the victory he ran for 53 yards on 15 carries overall and had 188 yards of total offense...ran for 110 yards with a 12-yard touchdown on 12 carries, adding 3 catches for 24 yards and a 2-yard punt return against Washington...at Oregon State rushed for 123 yards with a 12-yard score on 23 carries...ran for 64 yards on 15 carries and one touchdown at Florida State...vs. Oregon, had 104 yards on 20 carries and also caught 3 passes for 79 yards, including a 70-yard touchdown on a swing pass...rushed for 110 yards on 13 carries with a 10-yard touchdown and also caught 3 passes for 16 yards against Washington...ran for 87 yards on 17 tries off the bench at Stanford...ran for 120 yards on 19 carries and also grabbed four passes for 9 yards at UCLA...had 128 yards on 27 carries vs. Notre Dame. **1997** — Won USC's Bob Chandler Award (top underclassman athlete/student/leader)...starred on defense (Free safety and cornerback), offense (tailback and wide receiver) and special teams (punt returner)...moved from cornerback to free safety and started four mid-season games there...made 25 tackles with a 6-yard sack, intercepted two passes which he returned 32 yards (16.0 avg.), recovered two fumbles, forced a fumble and broke up five passes on defense...rushed for 214 yards on 30 carries (7.1 avg.) with a touchdown...caught a pass for 17 yards...intercepted a pass in the end zone (which he returned 29 yards), recovered a fumble and ran back 3 punts for 27 yards vs. Florida State...had 6 tackles (including a sack), forced a fumble which he then recovered, broke up 2 passes, and returned 4 punts for 38 yards against California...posted six tackles as well as breaking up 2 passes and intercepting another vs. Nevada-Las Vegas...had 10 tackles and returned 4 punts for 25 yards against Arizona State...gained 109 yards on just 7 carries, including going 69 yards to set up a score the first time he touched the ball vs. Stanford...came off the bench vs. UCLA and rushed for 64 yards on 10 carries, including a 49-yard touchdown burst. **1996** — Was the Trojans' jack-of-all trades as a redshirt freshman...finished with 23 tackles...added 171 yards on 26 carries (6.6 avg.) with two touchdowns...made six tackles against Washington State...against Illinois made 3 tackles as a backup cornerback, rushed for 28 yards with a 2-yard score on 9 carries as the third-string tailback and played on various special teams, recovering an Illinois fumble on a kickoff which led to a USC touchdown...against Oregon State ran for 143 yards on 13 carries, including a 73-yard zigzagging touchdown dash that broke the game open. **1995** — Redshirted as a freshman. **PERSONAL** — Played football for three years at South Torrance (Calif.) High...started at wide receiver as a junior and was a part-time running back as a sophomore...majored in sociology at USC, earning 1998 GTE-Academic All-District VII first team honors...was a three time (1996-98) Pac 10 All-Academic first teamer...received a Senior Recognition Award from USC in 1999 (based on leadership, service, and academics)...younger brother of ex-USC All-American and current Detroit Lion wide receiver Johnnie Morton...another older brother, Eric, was a wide receiver at Dartmouth

Chad Morton's College Statistics

	RUSHING					RECEIVING				
	No.	Yards	Avg.	LG	TD	No.	Yards	LG	TD	
1996	26	171	6.6	73t	2	2	24	19	0	
1997	30	214	7.1	69	1	1	17	17	0	
1998	199	985	4.9	50	6	18	136	70t	1	
1999	262	1141	4.4	32	15	17	79	15	0	
Totals	517	2511	4.9	73t	24	38	256	70t	1	

	KICKOFF RETURNS					PUNT RETURNS				
	No.	Yards	Avg.	LG	TD	No.	Yards	Avg.	LG	TD
1996	0	0	-	0	0	16	149	9.3	31	0
1997	0	0	-	0	0	21	168	8.0	21	0
1998	2	116	58.0	98t	1	4	21	5.3	7	0
1999	19	341	17.9	32	0	7	52	7.4	22	0
Totals	21	457	21.8	98t	1	48	390	8.1	31	0



14 **MARC BULGER**

Quarterback
Ht: 6-2 **Wt: 206** **College: West Virginia**
Born: April 5, 1977 at Pittsburgh, Pennsylvania
Joined Saints: Draft Choice No. 6a, 2000

The selection of Marc Bulger marks the fifth time a player from West Virginia has been selected by the Saints. Tough gritty player who is a proven leader. Holds 25 school passing records. Very elusive rolling out of the pocket. Extremely effective at hitting his backs in stride. Patient waiting for his receivers to get open. Established school career-records with 8153 yards passing, nine 300-yard passing games, 23 200-yard passing efforts, 7890 yards in total offense, 60.6 pass completion percentage, 59 touchdown tosses, 630 pass completions and 1023 pass attempts. **1999** — Appeared in eight games, completing 145 of 239 passes (60.7%) for 1729 yards and 11 touchdowns...averaged 200.6 yards per game in total offense...opened the season by hitting on 21 of 31 tosses for 220 yards and a pair of scores at East Carolina...had 13 consecutive pass completions at one point, setting a school game-record...followed with 20 of 36 attempts for 235 yards and 3 touchdowns vs. Miami (Ohio)...connected on 16 of 29 passes vs. Temple...threw for 346 yards on 32 of 48 chances at Miami (Fla.)...his 32 completions rank third on the school's game-record list...in his final college game vs. Pittsburgh, closed out his career in explosive fashion, completing 20 of 33 passes for 331 yards and 4 touchdowns. **1998** — Second-team All-BIG EAST Conference selection...started every game, setting WVU season-records for pass completion percentage (65.4%), touchdown passes (31), pass attempts (419), pass completions (274), yards passing (3607), total offensive plays (452), yards in total offense (3515) and touchdowns (31)...in the season opener against Ohio State, he hit on 23 of 37 passes for 232 yards with two touchdown passes...gained 293 yards on 20 of 25 attempts, including 3 touchdown passes vs. Maryland...followed with 21 of 36 passes for 253 yards and a pair of scores vs. Tulsa...hit on 24 of 36 passes for 354 yards and 2 scores against Navy...had 14 of 20 throws for 257 yards and 3 touchdowns at Temple...torched the Hurricane secondary for 380 yards on 32 of 43 passes with 3 scores vs. Miami (Fla.)...completed 20 of 28 attempts for 312 yards and 2 touchdowns against Boston College...finished regular season in record-breaking fashion at Pittsburgh, as he gained 409 yards on 26 of 37 tries with a school record 6 touchdowns...against Missouri in the Insight.Com Bowl, set school game-records with 34 completions (50 attempts) for 429 yards...also had 4 scoring tosses. **1997** — Took over the starting quarterback job...responded by completing 192 of 323 passes (59.4%) for 2465 yards and 14 touchdowns...added a pair of scores on 52 carries...averaged 197.7 yards per game in total offense...threw for 218 yards on 17 of 28 tries with two touchdowns against Boston College...Followed with 17 of 27 tosses for 219 yards and 2 scores at Miami (Fla.)...earned BIG EAST Player of the Week honors against Rutgers, as he connected on 11 of 18 passes for 190 yards and a pair of touchdowns while also running for a 2-yard score...completed 15 of 27 passes for 271 yards, including a touchdown pass and a touchdown run against Virginia Tech...Gained 348 yards on 26 of 43 chances with one touchdown pass vs. Pittsburgh...hit 25 of 40 throws for 352 yards, including two touchdown passes against Georgia Tech in the Carquest Bowl. **1996** — Appeared in six games as a reserve, completing 19 of 42 passes (45.2%) for 352 yards and three touchdowns...against Syracuse, hit on 7 of 17 tosses for 115 yards and one touchdown pass...against Rutgers, connected on 9 of 19 chances for 210 yards and 2 touchdowns. **1995** — Redshirted as a freshman. **Personal** — All-WPIAL Quad A East first-team, Pittsburgh Post-Gazette Fabulous 22 and Super Prep All-State selection at Central Catholic (Pittsburgh, Pa.) High, the same high school future hall-of-fame quarterback Dan Marino attended...threw for 1662 yards as a senior...also lettered in basketball and baseball...member of the National Honor Society...sports management major at West Virginia...recipient of the Mike Puskar endowed scholarship...member of WVU Athletic Director's Academic Honor Roll...father, James, played quarterback for Notre Dame (1970-71).

Marc Bulger's College Statistics

Year	PASSING			Int.	LG	TD
	Att.	Comp.	Yds.			
1996	19	19	352	1	65	3
1997	323	192	2465	10	74	14
1998	419	274	3607	10	52	31
1999	239	145	1729	13	77	11
Totals	1023	630	8153	34	77	59



36 **MICHAEL HAWTHORNE**

Cornerback
Ht: 6-3 **Wt: 196** **College: Purdue**
Born: January 26, 1977 at Sarasota, Florida
Joined Saints: Draft Choice No. 6b, 2000

The selection of Michael Hawthorne marks the fourth time overall that the Saints have selected a player from Purdue in the NFL Draft. A big cornerback with excellent coverage ability. **1999** — played in eight regular season games, including seven starts ... missed final three regular-season games with hamstring injury ... tied for third in Big ten with three fumbles forced ... second on team with six pass breakups ... recorded 21 tackles, including 12 solo and two for a loss ... had a sack against Northwestern on 9/25...had a stellar game in Outback Bowl against Georgia, recording nine tackles (six solo), and two passes defended. **1998** — Started first four games before suffering season-ending back injury at Notre Dame, 9/26 ... had 22 tackles, two interceptions, three pass breakups and one forced fumble...had five tackles, one interception and two pass breakups at Southern California, 8/30...intercepted a pass in the end zone and returned it 65 yards before pitching to Billy Gustin for a touchdown against Central Florida on 9/19. **1997** — Started all 12 games at cornerback ... ranked seventh on team with 58 tackles (31 solo) ... intercepted two passes and returned them for 45 yards ... broke up a team-leading seven passes, forced one fumble, and blocked one kick ... had career-high eight tackles against Michigan State 11/8. **1996** — Played in nine games and had three solo tackles. **1995** — Redshirted as a freshman. **PERSONAL** — Two-year starter at Booker High in Sarasota, Florida ... as senior had 13 catches for 242 yards with five touchdowns and 63 tackles, six interceptions and nine pass breakups ... first-team all area and all-district as a defensive back, third-team all-state ... Sarasota Herald-Tribune all-area as a free safety ... team won district championship ... coach was Leroy Ryals ... most Valuable Player of his basketball team...computer technical graphics major ... enjoys fishing and hunting... born Jan. 26, 1977...given name is Michael Seneca Hawthorne.



15 **SHERROD GIDEON**

Wide Receiver
Ht: 5-11 **Wt: 176** **College: Southern Mississippi**
Born: February 21, 1977 at Greenwood, Mississippi
Joined Saints: Draft Choice No. 6c, 2000

The selection of Gideon, represents only the second player drafted by the Saints from Southern Miss in team history, the first being running back Clemon Terrell in the eighth round in 1984. Natural pass catcher with an explosive burst and excellent quickness after the catch. Willing to take a hit over the middle to make the catch. Has experience as a kickoff and punt returner. Very smooth with his hands, reaching and snatching the ball. Slippery runner after the grab. Hard worker with the precision to stop sharply in his routes. Owns every season and career receiving record at Southern Miss. Has 193 catches for 3214 yards and 30 touchdowns. **1999** — Appeared in eight games, finishing second on the team with 40 receptions for 520 yards (13.0 avg.) and seven touchdowns...added 41 yards on six punt returns (6.8 avg.)...also saw brief action in the secondary...made 4 catches for 52 yards, including a 5-yard score, deflected a pass and returned 3 punts for 20 yards vs. Tulane...hauled in 8 passes for 81 yards with a 5-yard touchdown and gained 20 yards on a pair of punt returns at Nebraska...caught 4 passes for 58 yards with touchdowns of 14 and 24 yards at East Carolina...added 82 yards on 5 catches vs. Army...caught 5 passes for 105 yards, including 40 and 12-yard scores vs. Cincinnati...grabbed 5 passes for 73 yards at Memphis...closed out his career with 3 receptions for 39 yards against Colorado State in the Liberty Bowl. **1998** — A first team All-Conference USA selection...Named to the Football News All-Conference USA team...A finalist for the Connerly Trophy, recognizing the top college football player in Mississippi...ninth in the nation in receiving yards per game and among the nation's best in catches per game...was named the Eagles' offensive player of the week twice this season, for his performances against Penn State and East Carolina...hauled in 13 receptions vs. Penn State for what was then a career-high 176 yards...posted five 100-yard games during the season and averaged

107.8 yards per game...had three touchdown receptions vs. Southwestern Louisiana...established a new career-high for receiving yards with 192 yards against Alabama...set new single-season school records with 66 receptions, 1,186 yards and 13 touchdown receptions...returned five punts for a total of 33 yards during the year...hailed in two-point conversion passes against both East Carolina and Nevada...had 12 receptions for 112 yards and two touchdowns against Idaho in the Humanitarian Bowl. **1997** — His 54 receptions on the year also set a school mark, breaking the record of #53 that had stood for 48 years...his nine touchdown receptions on the year tied the school record...was ranked 41st in the nation in receptions per game with 4.91 at the end of the season...ranked 19th in the nation in receiving yards per game (91.64) and is fourth in the nation among receivers with at least 50 receptions in yards per reception (18.7)...ranked 41st in the nation in punt returns, averaging 10.21 yards per attempt...ranked 44th in the nation in all-purpose yards per game (123.18)...was named the Eagles' offensive player of the week against Alabama with seven catches for 132 yards...had a season-high nine catches for 179 yards and two scores against Nevada to establish new stadium records...needed just 17 games to reach 1,000 career receiving yards, the fastest to that plateau in Southern Miss history...had an outstanding game with three TD receptions in the Liberty Bowl against Pittsburgh...his three TD receptions went for 31, 8, and 5 yards... led all receivers with seven receptions in Liberty Bowl win... had 111 receiving yards... also had three punt returns for 21 yards... his long return of the day was nine yards. **1996** — Established himself as the Golden Eagles' all-time leading freshman receiver...saw action in all 11 games, the final five as a starter, to earn his first varsity letter...had at least one reception in all 11 Southern Miss games...scored his only touchdown of the season against Florida State...also a dangerous kickoff returner who averaged 25.2 yards on 10 kickoff returns...returned six kickoffs for 158 yards against Houston...had a critical 35-yard pass completion to Kendrick Lee to set up the winning touchdown in the game against Tulane...was named Conference USA Offensive Player of the Week for his performance against Cincinnati...was named to the Conference USA All-Freshman team. **1995** — Redshirted. **PERSONAL** — Played both quarterback and wide receiver at Greenwood (Miss.) High...rushed for 139 yards, threw for 849 yards and four TDs and made nine catches for 176 yards and six TDs...responsible for more than 1,200 yards of total offense...named all-district and honorable mention all-state...selected Greenwood Commonwealth Player of the Year...played in the Bernard Blackwell North-South All-Star Game...also lettered in basketball... born February 21, 1977... a business major.

Sherrad Gideon's College Statistics

	No.	Yards	RECEIVING			TD	No.	Yards	PUNT RETURNS		
			Avg.	LG	TD				No.	Yards	Avg.
1996	33	500	15.2	42	1						
1997	54	1008	18.7	75t	9						
1998	66	1186	18.0	81t	13						
1999	40	520	13.0	49	7						
Totals	193	3214	16.7	81t	30						
	No.	Yards	Avg.	LG	TD	No.	Yards	Avg.	LG	TD	
1996	10	252	25.2	55	0	None	-	-	-	-	
1997	None	-	-	-	-	33	347	10.5	33	0	
1998	None	-	-	-	-	5	53	6.6	11	0	
1999	None	-	-	-	-	6	41	6.8	10	0	
Totals	10	252	25.2	55	0	44	421	9.6	33	0	



47 KEVIN HOUSER

Fullback
 Ht: 6-2 Wt: 250 College: Ohio State
 Born: August 23, 1977 at Westlake, Ohio
 Joined Saints: Draft Choice No. 7b, 2000

Kevin Houser represents the seventh player ever selected by Ohio State from the Saints. Spent four years as a special teams warrior and long snapper for the Buckeyes, and is expected to compete for long snapping chores with the Saints. **1999** — Handled long snapping duties for the Buckeyes in 1999, and also made six receptions for 55 yards in 12 games with two touchdown catches. **1998** — Played in all 12 games as a long snapper on special teams and also as a blocking tight end...caught his first collegiate pass, a 10-yard reception in a win over Indiana...recorded seven special teams tackles, including six solo stops. **1997** — Played in all 13 games as both a long snapper for all punts and placements and also saw action as a reserve tight end...recorded four special teams tackles. **1996** — was given the chance to redshirt as a true freshman, but rejected it, preferring instead to play on the same team as his brother, Bob, who was a senior...played in 11 games for the Rose Bowl champion as a long snapper. **PERSONAL** — Played both tight end and defensive end at Westlake High School...had 38 catches and 273 tackles during his career...also lettered in basketball and track...majored in finance...was the third member of his family to play football at Ohio State, following his father, Tom (1969-72) and his brother Bob (1993-96)...born August 23, 1977.

OTHER SAINTS FOR 2000

ROBERT BRANNON, Defensive Tackle, Iowa State...6-2, 293...signed by the Saints 4/18/00...played at Iowa State from 1999-2000, and totaled 96 tackles (60 solo) and 4.5 sacks (25 yards)...recorded 69 tackles (44 solo) as a senior, with three sacks for minus ten yards, and three forced fumbles...majored in sociology...was an All-Foothills Conference selection as a sophomore at San Bernardino Valley (Calif.) Community College, where he began competing in football...chose to concentrate on basketball in high school at Rialto H.S., in Rialto, California...born 9/09/78.

JAMAL BROOKS, Linebacker, Hampton, 6-2, 236...signed by the Saints, 4/18/00...played linebacker for the Pirates from 1995-98, totaling 184 tackles (86 solo)...had a standout senior season with 75 tackles (3 solo), 2.5 sacks, and one interception...served as team captain 1997-98...attended Pasadena City College in 1994...majored in business management...played at Grenada Hills H.S. in Grenada Hills, CA...born 11/9/76

CUNCHO BROWN, Tight End, Penn State...6-4, 271...was originally signed by the Saints, 4/18/99...was waived, 9/5/99...signed to Saints practice squad for last week of the 1999 season...finished career at Penn State with 43 receptions for 482 yards (11.2 avg.) and one touchdown in 37 games, including 22 starts...had 21 receptions for 245 yards (11.7 avg.) his senior year...majored in rehabilitation services...was a Parade All-American tight end and defensive lineman at Parkland High School in Winston-Salem, North Carolina...born 11/2/76.

JUSTIN BURROUGHS, Center, North Carolina State...6-5, 292...originally signed by the Saints, 4/18/99...was waived/injured, 8/11/99...placed on injured reserve, 8/12/99...played with the Frankfurt Galaxy of NFL Europe in the spring of 2000...played collegiately at North Carolina State, and played his final two years at center, after making the switch from tight end...saw action in 22 games at center...converted to center from tight end in 1996...majored in sports management...played two seasons at Providence High School in Charlotte, North Carolina...born 5/22/76.

AMP CAMPBELL, Safety, Michigan State...6-0, 200...signed by the Saints 4/18/00...inspirational player moves to safety after starting at cornerback for four years with the Spartans, totaling 141 tackles (112 solo), seven interceptions, and four sacks...rebounded from a broken neck suffered in the second game for the 1998 season to record 37 tackles (29 solo) and two interceptions, as well as a fumble return for a touchdown, as a sixth-year senior...for his efforts received third-team Associated Press All-American honors, as well as First-Team All-Big Ten accolades by both the coaches and media...was named a Second-Team All-Big Ten pick by both the coaches and media in 1997, leading the Spartans with five interceptions, as well as recording 40 tackles (29 solo), and 15 pass break-ups...Finished with 54 tackles (46 solo), as a sophomore, also leading the Spartans with 14 pass break-ups, and three caused fumbles...graduated with a degree in telecommunications in August, 1999...Named to Parade and USA Today prep All-America teams in 1993 at Riverview H.S. in Sarasota, Florida...ranked as the nation's No. 1 defensive back by Parade Magazine...had 77 tackles and six interceptions as a senior in 1993...born September 4, 1975.

D.J. COOPER, Defensive End, Arkansas...6-3, 283...signed by the Saints 4/18/00...played five years for Razorbacks, recording 164 tackles and nine sacks...in 1999 recorded 52 tackles (28 solo), and four sacks in 11 starts at nose guard...closed out career with five solo tackles, two sacks for minus ten yards, and three stops behind the line of scrimmage in the Cotton Bowl vs. Texas...majored in criminal justice...named Dallas Morning News National Defensive Lineman of the Year at Mesquite H.S. in Mesquite, Texas...born 4/19/76.

PETE DESTEFANO, Safety, California...6-2, 215...signed by the Saints 4/18/00...a fearless safety who showed steady improvement during his college career...finished career at Cal with 216 tackles (127 solo)...finished his senior season as Cal's leading tackler with 88 stops, including 46 solo tackles...was named by the Seattle Post-Intelligencer as a first team All-Pac 10 selection...earned honorable mention Pac-10 honors as both a junior and a senior...majored in political science...played wide receiver at Mitty H.S., in San Jose, California...also started eight games for Cal's baseball team in 1997...father Dennis, played football at San Jose State and then under coach Bill Walsh for the semi-pro San Jose Apaches...born April 16, 1976 in Redwood City, California.

SHANNON GARRETT, Cornerback, Mississippi College...5-10, 180...signed by Saints, 3/23/00, after playing five seasons in the Canadian Football League with Winnipeg Blue Bombers, 1995-97, and Saskatchewan Rough Riders, 1998-99...played in 86 games over CFL career, totaling 235 tackles, 14 interceptions, and 35 special teams tackles...four year letterman at Mississippi College, where he led team in interceptions as a senior with four...nominated NCAA Division II All-American, All-Gulf South Conference, and All-Gulf South Conference Academic...as a junior, led Choctaws in tackles department with 82, and earned Academic All-GSC and second team All-GSC honors...played high school football at St. Stanislaus H.S. in Bay St. Louis, Mississippi...born January 24, 1972 in Bay St. Louis, Mississippi.

WINFIELD GARNETT, Defensive Tackle, Ohio State, 6-6, 305...Big, strong defensive tackle who is capable of dominating the line of scrimmage...was originally signed as a rookie free agent by Jacksonville in 1998 and was released following training camp...played for the Barcelona Dragons of NFL Europe in 1999, and had 15 tackles (ten solo) and two sacks...went to training camp with the Seattle Seahawks in 1999 and was released 9/5...signed by the

Saints 3/23/00... started 25 of 42 games at Ohio State, totaling 83 tackles, 18 tackles for a loss of 66 yards, and five sacks...had best season of collegiate career in 1997, starting all 13 games, including the Sugar Bowl...recorded 47 tackles and two sacks...team co-captain...had a team-high and personal-best nine tackles twice (Penn State and Illinois)...recorded three tackles for loss against Florida State in the Sugar Bowl...started all 12 games and totaled 27 tackles and two sacks in 1996...saw action in 11 games as a reserve in 1995...played in six games as a true freshman in 1994...majored in technology education...All-American and All-State selection as a senior at Thornton High School in Harvey, Illinois...standout wrestler who posted a 32-1 record as a junior...single...born July 24, 1976 in Chicago, Illinois.

DESMOND GIBSON, Defensive Tackle, Pittsburgh, 6-4, 300...signed by the Saints, 4/18/00...was an integral member of the Pittsburgh defensive line from 1996-99, amassing career totals of 189 tackles (97 solo)...was a second-team All-Big East selection as a senior after leading Pittsburgh's defensive front with 62 tackles (33 solo), and one interception for nine yards...helped lead Penn Hills H.S. in Pittsburgh to a 15-0 record as a senior, and a Pennsylvania Intercollegiate Athletic Association state championship...full name is Desmond Michael Gibson...born 5/25/77.

ERIC JOHNSON, Safety, Idaho State, 6-3, 218...signed by the Saints 3/23/00...spent 1999 with the Winnipeg Blue Bombers of the Canadian Football League, and 1997-98 with the Toronto Argonauts...recorded 64 tackles and three sacks for the Blue Bombers in 1999...went to Washington Redskins minicamp in 1997 before signing with Toronto...attended Idaho State and played outside linebacker after transferring over from Holmes Junior College in Mississippi, where he played strong safety...in his senior year at Idaho State, led team with 108 tackles...born June 30, 1972, in Maben, Mississippi.

BILL LAFLEUR, Punter, Nebraska...5-11, 200...signed by the Saints 4/18/00...finished career at Nebraska with 56 punts for 2502 yards (44.7 average), with a net of 35.3...had 52 punts for 2337 yards (44.9 average), with a net of 39.4 and 17 punts inside-the-20...for his efforts as a senior, was named 1998 GTE/CoSIDA First-Team Academic All-American and a First Team Academic All-Big 12...majored in education...played quarterback, safety, and handled all kicking duties at Norfolk Catholic H.S...born 2/25/76.

TERRENCE MILES, Linebacker, Kutztown State...6-0, 205...signed by the Saints, 4/18/00...played four years at Kutztown State, totaling 216 tackles, and 12 sacks (96 yards)...had 73 tackles (46 solo), and seven sacks for -57 yards as a senior in 1999...attended alma mater of Denver Broncos standout linebacker, John Mabley...majored in criminal justice...attended Martin Luther King H.S. in Philadelphia, Pennsylvania...born 7/17/77.

CHASE RAYNOCK, Tackle, Montana...6-6, 305...signed by the Saints, 4/18/00...started 12 games in 1999 at left tackle for Montana...played both tackle positions during his career, and also saw some duty at tight end in 1998...majored in business...was an all-conference selection at tight end and defensive tackle at Skyview H.S. in Billings, Montana...born 9/29/77.

ANTHONY RODGERS, Wide Receiver, Cal State Northridge, 6-3, 190...signed by the Saints 3/23/00...was with San Diego Chargers from 1997-99...spent 1999 training camp with the Chargers...had outstanding 1999 NFL Europe season for Berlin Thunder...ranked seventh in league in receiving yards and 14th in receptions...finished season with 29 catches for 521 yards and five touchdowns...signed to San Diego's active roster on December 10, 1997, but was not activated for final two games...spent first eight weeks of 1998 season on practice squad and placed on Reserve-Injured list with knee injury for final eight weeks...spent time with Anaheim Piranhas of Arena Football League...played in two preseason games in 1996 and caught five passes for 75 yards and two touchdowns...played semi-pro football for California Dolphins from 1995-96...played one season of junior college football at El Camino College in Los Angeles...recorded 13 tackles and one pass defended as defensive back...earned computer science degree from Cal State-Northridge...did not play football at Northridge...born Anthony Tyrone Rodgers, December 11, 1973, in Los Angeles.

TOM SCHAU, Center, Illinois...6-5, 290...originally signed by the Saints, 4/23/00...was waived, 9/5, and signed to practice squad, 9/6...spent entire 1999 season on practice squad...started 25 of 32 games on the offensive line at Illinois...started 17 games at center, seven at left tackle, and one at guard...a two-time Academic All-Big Ten selection in speech communication...majored in speech communications...attended Bloomington High School, in Bloomington, Illinois...played alongside twin brother Ryan, a starting left tackle for Illinois...born 12/30/75.

BOBBY SETZER, Defensive End, Boise State...6-4, 280...was signed by the Saints 3/23/00...was with the New York Giants briefly in 1999, before suffering a season-ending injury prior to the start of the season...played collegiately at Boise State in 1997 and 1998, recording 90 tackles (59 solo), and 11.5 sacks...had a standout senior season with 63 tackles (48 solo), and a team-leading 8.5 sacks...majored in communications...transferred to Boise State from Walla Walla Community College...as a sophomore in 1996, he was a team captain and received all-region honors...was an all-conference player at South Salem High School...as a senior, led the team in tackles from the linebacker position...also competed in track and field, throwing the javelin...born June 16, 1976, in Walnut Creek, California.

DONNIE SPRAGAN, Linebacker, Stanford, 6-4, 240...signed by the saints, 4/23/99...placed on injured reserve with knee injury 9/5/99...had three solo tackles and one assisted tackle in four preseason games...played collegiately at Stanford and totaled 103 tackles (75 solo), and seven sacks (52 yards) from 1996-98...posted career-bests in 1998 with 58 tackles (41 solo) and five sacks (39 yards)...attended University of the Pacific as a freshman in 1995...as a freshman, appeared in nine games, three as a starter, and recorded 20 total tackles, one tackle for a loss and one fumble recovery...majored in civil engineering...transferred to Stanford after Pacific dropped football program...attended Logan High School in Union City, CA...born July 12, 1976.

L.C. STEVENS, Wide Receiver, North Carolina, 6-4, 218...After coming to training camp with the Saints in 1999, spent final three weeks of season on practice squad...signed by the Saints 4/18/99...waived by Saints, 9/5/99...signed to practice squad, 12/16/99...was one of NFL Europe's leading receivers for the Amsterdam Admirals in the spring of 2000...at North Carolina, totaled 120 receptions for 2002 yards (16.7 avg.) and 13 touchdowns in 42 games played (34 starts) from 1995-98...attended Clinton High School in Clinton, North Carolina...born 11/31/74.

JOE TUIPALA, Linebacker, San Diego State...6-0, 240...was signed to Saints practice squad, 12/15/99...activated from practice squad, 12/24/99, but was inactive for both games played with the Barcelons Dragons of NFL Europe in the Spring of 2000...spent 1999 training camp with Detroit Lions...Tallied 271 tackles in career at San Diego State, in addition to 7.5 sacks and 11 passes broken up...named team's Most Outstanding Linebacker as a senior in 1998, starting all 12 games and making 75 tackles and 3.5 sacks...Defensive MVP in 1998 Las Vegas Bowl with eight tackles and a fumble recovery...started five games at weak-side linebacker in 1997 as a junior and registered 50 tackles, including career high 17 stops vs. Hawaii...played his prep football at Burroughs High School in Ridgecrest, California...he and his wife, Leah, have a son, Makai...born September 13, 1976 in Honolulu, Hawaii.

GERALD VAUGHN, Safety, Mississippi...6-3, 195...was signed by the Saints 4/7/00...recently completed his seventh season in the Canadian Football League, and his third as a member of the Hamilton Tiger-Cats...was a member of the 1999 Grey Cup champion Tiger-Cats...also has played for the Winnipeg Blue Bombers and the Calgary Stampeders...during his seven year career, has started 106 of 124 games...has 319 defensive tackles and posted 28 interceptions during his career, including a team-best nine in 1999...played in 31 career college games with the University of Mississippi...outstanding special teams player with the Rebels...majored in exercise science at Ole Miss...born April 8, 1970 in Abbeville, Mississippi.

PHILLIP WARD, Linebacker, UCLA...6-3, 230...was signed by the Saints 4/7/00...was released by St. Louis Rams, 9/3/99...originally signed by Indianapolis Colts as an undrafted college free agent...spent first nine games of 1997 season on injured reserve list with the Colts before being released 11/4/97...was signed to Rams practice squad, 11/30/98...waived by the Rams, 12/17/98...was allocated by Rams to Berlin Thunder of NFL Europe for the spring of 1999, and was second on the team with 39 tackles and led the team with seven special teams tackles...three year starter at UCLA...started at outside linebacker as a senior and sophomore and at defensive end as a junior...second on team as a senior with 60 tackles and 11 tackles for a loss...winner of Kenneth Washington Award as team's outstanding senior team captain...managed 27 tackles as a junior despite knee injury...started all 11 games as sophomore, notching career bests in sacks (7.5) and tackles for a loss (12.5)...team captain in his senior season at Pius X High School...single...born Phillip Ward in Downey, California, November 1, 1974.



SAINTS 2000 TRAINING CAMP DEPTH CHART

OFFENSE

WR	86 Jake Reed, 83 Keith Poole, 16 Robert Wilson, 80 P.J. Franklin, 19 L.C. Stevens
LT	77 William Roaf, 78 Daryl Terrell, 72 Tutan Reyes
LG	69 Tom Ackerman, 79 Mike Halapin, 67 Tom Schau
C	62 Jerry Fontenot, 63 Wally Williams, 66 Jason McEndoo
RG	65 Chris Naeole, 61 Justin Burroughs, 60 Robert Hunt
RT	68 Kyle Turley, 70 Marcus Price, 74 Chase Raynock
TE	85 Cameron Cleeland, 82 Andrew Glover, 48 Cuncho Brown, 46 Austin Wheatley, 84 Scott Slutzker
WR	87 Joe Horn, 88 Willie Jackson, 89 Ryan Thelwell, 15 Sherrod Gideon, 17 Anthony Rogers
QB	18 Jeff Blake, 11 Billy Joe Tolliver, 12 Jake Delhomme, 14 Marc Bulger
RB	34 Ricky Williams, 33 Wilmont Perry, 37 Dino Philyaw, 30 Chad Morton
FB	41 Terrelle Smith, 32 Aaron Craver, 47 Kevin Houser, 40 Marvin Powell

DEFENSE

LDE	93 Darren Howard, 90 Jared Tomich, 96 Uhuru Hamiter, 75 Bobby Setzer
LDT	99 Norman Hand, 64 Robert Newkirk, 61 Robert Brannon
RDT	97 La'Roi Glover, 95 Winfield Garnett, 73 D.J. Cooper, 60 Demond Gibson
RDE	94 Joe Johnson, 98 Willie Whitehead, 92 Troy Wilson
LOLB	59 Keith Mitchell, 50 Philip Ward, 53 Donnie Spragan, 66 Jamal Brooks
MLB	56 Charlie Clemons, 51 Phil Clarke, 52 Ron Merkerson, 58 Joe Tuipala
ROLB	55 Mark Fields, 91 K.D. Williams, 49 Terrance Miles
LCB	25 Alex Molden, 23 Kevin Mathis, 38 Shannon Garrett, 26 Corey Harris
RCB	24 Fred Weary, 21 Steve Israel, 36 Michael Hawthorne, 22 Fred Thomas, 43 Amp Campbell
SS	29 Sammy Knight, 28 Chris Oldham, 39 Gerald Vaughn
FS	27 Rob Kelly, 39 Darren Perry, 44 Pete Destefano, 20 Eric Johnson

SPECIALISTS

P	4 Toby Gowin, 6 Bill Lafleur
K	10 Doug Brien



HOW THE SAINTS ARE BUILT

Year (Record)	Draft (23)	Waivers(4)	Trade (2)	Free Agents (56)
1993 (8-8)	William Roaf T (1a)			
1994 (7-9)	Joe Johnson DE (1)			
1995 (7-9)	Mark Fields LB (1)			Doug Brien K
1996 (3-13)	Alex Molden CB (1) Tom Ackerman C/G (5b)			
1997 (6-10)	Chris Naeole G (1) Rob Kelly S (2a) Jared Tomich DE (2b) Keith Poole WR (4b)	La'Roi Glover DT (from Oakland)		Jake Delhomme QB Jerry Fontenot C Sammy Knight S
1998 (6-10)	Kyle Turley T (1) Cameron Cleeland TE (2) Fred Weary CB (4a) Wilmont Perry RB (5)	Uhuru Hamiter DE (from Philadelphia) Troy Wilson DE (from San Francisco)	Scott Slutzker TE (from Indianapolis)	Aaron Craver RB Daryl Terrell T Billy Joe Tolliver QB
1999 (3-13)	Ricky Williams RB (1)			Cuncho Brown TE Justin Burroughs C Phil Clarke LB P.J. Franklin WR Mike Halapin T Corey Harris CB Robert Hunt C Robert Newkirk DT Dino Philyaw RB Marvin Powell FB Thomas Schau C Donnie Spragan LB L.C. Stevens WR Joe Tuipala LB William Whitehead LB Wally Williams G
2000	Darren Howard DE (2) Terrelle Smith FB (4) Tutan Reyes T (5a) Austin Wheatley TE (5b) Chad Morton RB (5c) Marc Bulger QB (6a) Michael Hawthorne CB (6b) Sherrod Gideon WR (6c) Kevin Houser FB (7b)	Ryan Thelwell WR (from Pittsburgh)	Kevin Mathis CB (from Dallas)	Jeff Blake QB Robert Brannon DT Jamal Brooks LB Amp Campbell S Charlie Clemons LB D.J. Cooper DE Pete Destefano S Winfield Garnett DT Shannon Garrett CB Desmond Gibson DT Andrew Glover TE Toby Gowin P Norman Hand DT Joe Horn WR Steve Israel CB Willie Jackson WR Eric Johnson S Bill Lafleur P Jason McEndoo C Ron Merkerson LB Terrance Miles LB Chris Oldham DB Darren Perry S Marcus Price T Chase Raynock T Jake Reed WR Anthony Rodgers WR Bobby Setzer DE Fred Thomas CB Gerald Vaughn S Phillip Ward LB K.D. Williams LB Robert Wilson WR

SAINTS ALL-TIME ROSTER

COACHES

Abramowicz, Danny — Xavier (Ohio)	1997-99
Amadee, Lynn — LSU	1973
April, Bobby — Nicholls St.	1996-99
Arians, Bruce — Virginia Tech	1996
Atkins, Dave — Texas El-Paso	1996
Barnes, Billy Ray — Wake Forest	1969-70, 1975
Beake, John — Trenton St.	1976-77
Beard, Ed — Tennessee	1978-80
Biles, Ed — Miami (Ohio)	1969-70
Boudreau, Paul — Boston College	1987-93
Buchanan, Buck — Grambling	1976-77
Buchanan, Whitey — Miami	1976-80
Capers, Dom — Mount Union	1986-91
Champion, Jim — Mississippi St.	1971-72
Clements, Tom — Notre Dame	1997-98
Corey, Walt — Miami	1997-99
Cummings, Bob — Vanderbilt	1973-75
Davidson, Jeff — Ohio St.	1996
Del Rio, Jack — USC	1997-98
Dickson, George — Notre Dame	1967-68
Ditka, Mike — Pittsburgh	1997-99
Ecklund, Brad — Oregon	1968-70
Erkenbeck, Jim — San Diego St.	1986
Everest, Andy — Texas-El Paso	1981-85
Fangio, Vic — East Stroudsburg	1986-94
Faulkner, Jack — Miami (Ohio)	1967-69
Fears, Tom — UCLA	1967-70
Franklin, Chet — Utah	1978-79
Garrett, Jim — Utah State	1976-77
Garrett, Judd — Princeton	1997-99
Gluck, Fred — Colorado St.	1980
Haslett, Jim — Indiana (Pa.)	1995-96
Hatley, Mark — Oklahoma St.	1985
Hefferle, Ernie — Duquesne	1975
Heinrich, Don — Washington	1969-70
Hewgley, Wimp — Wyoming	1974-75
Hill, Bob — Jackson State	1978-79
Hill, King — Rice	1981-85
Holman, Rodney — Tulane	1998-99
Hughes, Ed — Tulsa	1978-80
Jackson, Harold — Jackson State	1997-99
Jackson, Rickey — Pittsburgh	1988-99
James, Ned — New Mexico State	1998-99
Kennan, Larry — LaVerne	1995
Khayat, Ed — Tulane	1967-70
Kiffin, Monte — Nebraska	1995
Kotite, Rich — Wagner	1977
Kuharich, Lary — Boston College	1998-99
Ledbetter, Bob — Mississippi Industrial	1974-75
Levra, John — Pittsburg (Kan.)	1981-85
Mainord, Carlos — McMurray J.C.	1999
Marciano, Joe — Temple	1986-95
Matsko, John — Kent St.	1994-96
Matuszak, Marv — Tulsa	1971-73
Mauck, Carl — Southern Illinois	1982-85
Mayeaux, Glenn — UNO	1996
McHan, Lamar — Arkansas	1974-75, 1978-84
Meyers, Bill — Stanford	1999
Moore, Tom — Iowa	1997
Mora, Jim E. — Occidental	1986-96
Mora, Jim L. — Washington	1992-96
Myers, Chip — Northwestern (Okla.) St.	1994
Neal, Dan — Kentucky	1997-99
Nicolau, Nick — Southern Connecticut	1980
Nolan, Dick — Maryland	1977-80
North, John — Vanderbilt	1973-75
Nunnelly, Wayne — Nevada-Las Vegas	1995-96
Pagano, John — Mesa St. (Col.)	1996-97
Paternostro, Russell — San Diego St.	1997
Paul, Markus — Syracuse	1998-99
Pease, John — Utah	1986-94
Phillips, Jim (Red) — Auburn	1973-75
Phillips, O.A. (Bum) — S.F. Austin	1981-85
Phillips, Wade — Houston	1981-85
Pratt, Tom — Miami	1978-80
Riecke, Lou — LSU	1980
Richardson, Harold — SMU	1981-85

Roberts, J.D. — Oklahoma	1967-68, 1971-73
Roy, Alvin — LSU	1976-77
Royer, Jim — Navy	1970-72
Rutigliano, Sam — Tulsa	1976-77
Shaw, Bob — Ohio State	1967-68
Shaw, Willie — New Mexico	1997
Shipp, Ken — Middle Tennessee St.	1971-72
Shively, Doug — Kentucky	1974-76
Sidwell, Steve — Colorado	1986-94
Skipper, Jim — Whittier	1986-95
Smith, Carl — Cal Poly-SLO	1986-96
Smith, Jerry — Wisconsin	1969-70
Spencer, Joe — Oklahoma St.	1981-85
Stanfel, Dick — San Francisco	1976-80, 1997-98
Stram, Hank — Purdue	1976-77
Tate, Charlie — Florida	1971
Trimble, Steve — Maryland	1995
Van Zandt, Lance — Lamar	1981-84
Venturi, Rick — Northwestern	1996-99
Walters, Steve — Arkansas	1986-96
Warren, Frank — Auburn	1995
White, Dixie — Texas Tech	1973
Whitehead, Bud — Florida St.	1971-75
Withers, Everett — Appalachian St.	1994
Wiggin, Paul — Stanford	1978-79
Woick, Mike — Boston College	1997-99
Wood, Dick — Auburn	1976-77
Yaralian, Zaven — Nebraska	1997-99
Young, John Paul — Texas-El Paso	1981-85
Yowarsky, Walt — Kentucky	1967-68
Zapalac, Willie — Texas A&M	1981-85

PLAYERS

(Players who have spent at least one regular-season game on the active roster)

A	
46 Abramowicz, Dan (WR) — Xavier (Ohio)	1967-73
53 Absher, Dick (LB) — Maryland	1969-71
69 Ackerman, Tom (C/G) — E. Washington	1996-99
40 Adams, Michael (DB) — Arkansas St.	1987-88
61 Adams, Sam (G) — Prairie View	1981
64 Adams, Scott (G) — Georgia	1994
27 Adams, Vashone (S) — Eastern Michigan	1997
24 Adkins, Margene (WR) — Henderson J.C.	1972
50, 54 Aleaga, Ink (LB) — Washington	1997-99
30 Alexander, Vincent (FB) — Southern Miss	1987
21 Allen, Eric (CB) — Arizona St.	1995-97
86 Alphin, Gerald (WR) — Kansas St.	1990-91
43 Ambrose, Ashley (CB) — Mississippi Valley St.	1999
7 Anderson, Morten (K) — Michigan St.	1982-94
71 Anderson, Dick (T) — Ohio St.	1967
77 Anderson, Gary (G) — Stanford	1978
81 Anderson, Jesse (TE) — Mississippi St.	1993
96 Andrus, Sheldon (NT) — Nicholls State	1986-87
22 Anthony, Tyrone (RB) — North Carolina	1984-85
89 Askson, Bert (TE) — Texas Southern	1973
45 Alhas, Pete (S) — Tennessee	1976
81 Atkins, Doug (DE) — Tennessee	1967-69
28 Atkins, Gene (S) — Florida A&M	1987-93
47 Austin, Cliff (RB) — Clemson	1983
B	
78 Backes, Tom (G) — Oklahoma	1993
86 Baker, Melvin (WR) — Michigan	1975
3 Baker, Tony (RB) — Iowa St.	1968-71
80 Banks, Gordon (WR) — Stanford	1980-81
51 Barnes, Derrick (LB) — Virginia	1999
10, 6 Barnhardt, Tommy (P) — N. Carolina	1987, 1989-94, 1999
80 Barnwell, Malcolm (WR) — Virginia Union	1985
32 Barrington, Tom (RB) — Ohio St.	1967-70
88 Bass, Don (TE) — Houston	1982
24 Bates, Mario (RB) — Arizona St.	1994-97
63 Baumgartner, Steve (DE) — Purdue	1973-77
85 Beasley, John (TE) — California	1973-74

19, 89 Bech, Brett (WR) — LSU	1996-99
34 Bell, Carlos (TE) — Houston	1971
40 Bender, Wes (FB) — USC	1997
7 Benjamin, Guy (QB) — Stanford	1980
63 Bennett, Barry (DE) — Concordia (Minn.)	1978-81
91 Bennett, Monte (DT) — Kansas State	1981
83, 86 Benson, Cliff (TE) — Purdue	1987-88
47 Beverly, Dwight (RB) — Illinois	1987
10 Blanchard, Cary (K) — Oklahoma St.	1992
16 Blanchard, Tom (P) — Oregon	1974-78
76 Boarde, Dwayne (DE) — North Carolina A&T	1988
77 Boerke, Jim (T) — Heidelberg	1968
56 Bordano, Chris (LB) — SMU	1998-99
50 Bordelon, Ken (LB) — LSU	1976-77, 79-82
25 Bosarge, Wade (DB) — Tulsa	1977
86 Botkin, Kirk (TE) — Arkansas	1994-95
77 Boyarsky, Jerry (NT) — Pittsburgh	1981
21 Boyd, Greg (S) — Arizona	1974
36 Boykin, Greg (RB) — Northwestern	1977
95 Brannon, Robert (DE) — Arkansas	1987
85 Brenner, Hoby (TE) — USC	1981-93
82 Brewer, Johnny (LB) — Mississippi	1968-70
10 Brien, Doug (K) — California	1995-99
67 Brock, Stan (T) — Colorado	1980-92
99 Broughton, Willie (DT) — Miami (Fla.)	1995-96
36 Brown, Bob (TE) — Alcorn A&M	1972-73
22 Brown, Charlie (RB) — Missouri	1967-68
24, 21, 20 Brown, Derek (LB) — Nebraska	1993-96
27 Brown, Ray (SS) — West Texas St.	1978-80
16 Buck, Mike (QB) — Maine	1990-93
26 Buck, Vince (DB) — Central St. (Oh.)	1990-95
6 Burchfield, Don (TE) — Ball St.	1971
83 Burke, Vern (TE) — Oregon St.	1967
55 Burkett, Jackie (LB) — Auburn	1967-70
11 Burns, Ed (QB) — Nebraska	1978-80
16 Burris, Bo (S) — Houston	1967-69
00 Burrough, Ken (WR) — Texas Southern	1970
80 Burton, Larry (WR) — Purdue	1975-77
3 Butler, Bill (RB) — Kansas State	1972-74
3 Butler, Skip (K) — Texas-Arlington	1971
45 Byrd, Israel (CB) — Utah St.	1993-95
C	
35 Campbell, Earl (RB) — Texas	1984-85
73 Campbell, Joe (DE) — Maryland	1977-80
59 Campen, James (C/G) — Tulane	1987-88
51 Capone, Warren (LB) — LSU	1976
65 Carr, Tom (DE) — Morgan St.	1968
74 Carroll, Herman (DE) — Mississippi St.	1994
80 Carroll, Wesley (WR) — Miami (Fla.)	1991-92
65 Carter, David (C) — Western Kentucky	1984-85
23 Cassidy, Craig (DB) — Ohio St.	1977
86 Caster, Rich (TE) — Jackson St.	1981
51 Chambers, Rusty (LB) — Tulane	1975-76
89 Chandler, Wes (WR) — Florida	1978-81
24 Chapman, Clarence (CB) — Eastern Michigan	1976-80
89 Chapman, Gil (WR) — Michigan	1975
37, 30 Cherry, Je'Rod (DB) — California	1996-99
85 Childs, Henry (TE) — Kansas St.	1974-80
51 Childs, Ron (LB) — Washington St.	1995
13 Cipa, Larry (QB) — Michigan	1974-75
75 Clark, Bruce (DE) — Penn State	1982-88
78 Clark, Kelvin (G) — Nebraska	1982-85
89 Clark, Robert (WR) — N.C. Central	1987-88
29 Clark, Vinnie (CB) — Ohio St.	1994
51 Clarke, Phil (LB) — Pittsburgh	1999
42 Clay, Willie (S) — Georgia Tech	1999
85 Cleeland, Cameron (TE) — Washington	1998-99
66 Cody, Bill (LB) — Auburn	1967-70
4 Cofer, Mike (K) — North Carolina St.	1987
86 Colchico, Dan (DE) — San Jose St.	1969
55 Coleman, Don (LB) — Michigan	1974-75
13 Collins, Kerry (QB) — Penn St.	1998
43 Collins, Larry (RB) — Texas A&I	1980
59 Colman, Wayne (LB) — Temple	1969-74, 76
66 Commsiskey, Chuck (G) — Mississippi	1986-88
58 Conner, Darion (LB) — Jackson St.	1994
70 Contz, Bill (T) — Penn State	1986-88
41 Cook, Toi (CB) — Stanford	1987-93
57 Coombs, Larry (C) — Idaho	1980
71 Cooper, Richard (T) — Tennessee	1990-95

79 Cordileone, Lou (DT) — Clemson	1967-68
44 Cordill, Ollie (P) — Memphis St.	1969
47 Cortez, Bruce (CB) — Parsons	1967
37 Cota, Chad (S) — Oregon	1998
39 Covington, John (S) — Notre Dame	1995
75 Crangle, Mike (DE) — Tennessee-Martin	1972
33 Cramer, Aaron (RB) — San Diego State	1988-99
55 Creech, Bob (LB) — TCU	1973
44 Crist, Chuck (S) — Penn St.	1975-77
51 Croom, Sylvester (C) — Alabama	1975
51 Crosby, Ron (LB) — Penn St.	1978
60 Cunningham, Carl (LB) — Houston	1971
15 Cuzzo, Gary (QB) — Virginia	1967
D	
69 Dalton, Oakley (DT) — Jackson St.	1977
76 Davidson, Jeff (T) — Ohio St.	1994
15 Davis, Bob (QB) — Virginia	1973
86 Davis, Dave (WR) — Tennessee St.	1974
36 Davis, Dick (RB) — Nebraska	1970
53 Davis, Don (LB) — Kansas	1996-98
73 Davis, Isaac (G) — Arkansas	1997
63 Davis, Norman (G) — Grambling	1969
95 Davis, Ted (LB) — Georgia Tech	1967-69
95 Davis, Travis (NT) — Michigan St.	1990
47 Davis, Travis (S) — Notre Dame	1995
28 Davis, Troy (RB) — Iowa State	1997-99
86 Dawkins, Sean (WR) — California	1998
81 Dawsey, Lawrence (WR) — Florida St.	1999
25, 80 Dawsey, Stacey (WR) — Indiana	1987
55 DeForest, Joe (LB) — Southwestern La.	1987
47 DeGrenier, Jack (RB) — Texas-Arlington	1974
32 DeRamus, Lee (WR) — Wisconsin	1995-96
32 DeRatt, Jim (DB) — North Carolina	1975
50 Del Rio, Jack (LB) — USC	1985-86
9 Delhomme, Jake (QB) — Southwestern La.	1998-99
19 Dempsey, Tom (K) — Palomar J.C.	1969-70
79 Derby, Glenn (T) — Wisconsin	1989-90
51 Didion, John (LB-C) — Oregon St.	1971-74
56 Dixon, Ernest (LB) — South Carolina	1994-97
95 Dixon, Ronnie (NT) — Cincinnati	1993
66 Doble, Conrad (G) — Wyoming	1978-79
25 Dodd, Al (WR) — Northwestern La.	1969-71
72 Dombrowski, Jim (GT) — Virginia	1986-96
86 Donovan, Tom (WR) — Penn State	1980
88 Dorris, Andy (DE) — New Mexico St.	1973-76
10 Douglass, Bobby (QB) — Kansas	1967-68
86, 80 Dowdell, Marcus (WR) — Tennessee St.	1992-93
22 Drakeford, Tyrnone (CB) — Virginia Tech	1998-99
83 Duckett, Kenny (WR) — Wake Forest	1983-84
95 Dumbauld, Jonathan (DE) — Kentucky	1986, 88
86 Dunbar, Jubilee (WR) — Southern	1973
63 Dunbar, Karl (DE) — LSU	1993
32 Dunbar, Vaughn (RB) — Indiana	1992, 94-95
10, 15 Durkee, Charlie (K) — Okla. St.	1967-68, 1971-72
47 Dusenberry, Bill (RB) — J.C. Smith	1970
E	
89 Early, Quinn (WR) — Iowa	1991-95
63 Edelman, Brad (G) — Missouri	1982-89
83 Edwards, Kelvin (WR) — Liberty Baptist	1986
64 Elliott, Ted (NT) — Mankato State	1987
99 Elliott, Tony (NT) — North Texas St.	1982-88
52 Emanuel, Frank (LB) — Tennessee	1970
79 Epps, Tony (DT) — Memphis St.	1995
14 Erleben, Russell (K-P) — Texas	1979-83
84 Estes, Lawrence (DE) — Alcorn A&M	1970-71
59 Evans, Chuck (LB) — Stanford	1980-81
17 Everett, Jim (QB) — Purdue	1994-96
F	
10 Fagan, Julian (P) — Mississippi	1970-72
44 Farasopoulos, Chris (S) — Brigham Young	1974
56 Farber, Hap (LB) — Mississippi	1970
87 Farquhar, John (TE) — Duke	1997-98
96 Faulkner, Jeff (DE) — Southern	1993

58 Federspiel Joe (LB) — Kentucky	1972-80
9 Feller, Happy (K) — Texas	1972-73
20 Felton, Eric (CB) — Texas Tech	1978-80
22 Fenerfy, Gil (RB) — Holy Cross	1990-91
56 Ferguson, Jim (LB) — USC	1968
71 Fersen, Paul (T) — Georgia	1973-74
28 Fichtner, Ross (S) — Purdue	1968
62 Fields, Jitter (PR) — Texas	1984
55 Fields, Mark (LB) — Washington St.	1995-99
49 Fifer, Bill (G) — West Texas St.	1978
64 Fink, Mike (CB) — Missouri	1973
63 Finnie, Roger (T) — Florida A&M	1979
55 Flanigan, Jim (LB) — Pittsburgh	1971
62 Fontenot, Jerry (C) — Texas A&M	1997-99
28 Ford, James (RB) — Texas Southern	1971-72
52 Forde, Brian (LB) — Washington St.	1988-91
11 Fourcade, John (QB) — Mississippi	1987-90
53 Fourcade, Keith (LB) — Mississippi	1987
43 Fowler, Bobby (FB) — Louisiana Tech	1984-85
80 Franklin, P.J. (WR) — Tulane	1999
51 Fraser, Jim (P) — Wisconsin	1968
32 Frazier, Paul (RB) — Northwestern La.	1989
55 Freeman, Reggie (LB) — Florida St.	1993
15 Fritsch, Toni (K) — None	1982
24 Fuller, Johnny (S) — Lamar	1973-75
72 Fultz, Mike (DT) — Nebraska	1977-80

G

46 Gajan, Hokie (FB) — LSU	1982-85
34 Galbreath, Tony (RB) — Missouri	1976-80
62, 60, 46, 86 Gammon, Kendall (C) — Pittsburg St. (Kan.)	1966-99
83 Garrett, Len (TE) — New Mexico Highlands	1973-75
80 Garcia, Jim (DE) — Purdue	1967
20 Gary, Russell (SS) — Nebraska	1981-86
97 Geathers, James (DE) — Wichita St.	1984-89
15 Gibbs, Donnie (P) — TCU	1974
27 Gibson, Antonio (SS) — Cincinnati	1986-89, 92
77 Gilbert, Daren (T) — Cal State-Fullerton	1985-88
42,41 Gillingham, John (WR) — S. Carolina St.	1967-68, 1977
29 Glenn, Vencie (S) — Indiana St.	1991
97 Glover, La'Ro (DT) — San Diego St.	1997-99
91 Goff, Robert "Pig" (NT) — Auburn	1990-95
77 Goich, Dan (DT) — California	1971
88 Goodlow, Eugene (WR) — Kansas State	1983-86
82 Gottschalk, Darren (TE) — Cal Lutheran	1987
40 Granger, Hoyle (RB) — Mississippi St.	1971
74 Gray, Cecil (T) — North Carolina	1993
21 Gray, David (DB) — East Los Angeles JC	1979
33 Gray, Kevin (DB) — Eastern Illinois	1982
72 Gray, Leon (T) — Jackson St.	1982-83
37 Gray, Mel (RB) — Purdue	1986-88
45 Green, Arthur (RB) — Albany St.	1972
85 Green, Paul (TE) — USC	1996
53 Green, Sammy (LB) — Florida	1980
38 Greer, Donovan (CB) — Texas A&M	1997
74 Gregory, Ted (NT) — Syracuse	1988
35 Gresham, Bob (RB) — West Virginia	1971-72
78 Grooms, Elois (DE) — Tennessee Tech	1975-81
40 Gros, Earl (RB) — LSU	1970
56 Gross, Lee (C) — Auburn	1975-77
86 Groth, Jeff (WR) — Bowling Green	1981-85
18 Guess, Terry (WR) — Gardner-Webb	1996
84 Gullford, Eric (WR) — Arizona State	1997-98
96 Gunn, Mark (DE) — Pittsburgh	1994
62 Gwinn, Ross (G) — Northwestern La.	1968

H

79 Halapin, Mike (G) — Pittsburgh	1999
86 Hall, Tom (WR) — Minnesota	1967
56 Hall, Willie (LB) — USC	1972-73
83 Hamilton, Andy (WR) — LSU	1975
70, 96 Hamiter, Uhuru (DL) — Delaware State	1998-99
98 Hanna, Jim (NT) — Louisville	1994
10 Hansen, Brian (P) — Sioux Falls	1984-88
28 Harding, Greg (DB) — Nicholls St.	1984
87 Hardy, Larry (TE) — Jackson St.	1978-85
14 Hargett, Edd (QB) — Texas A&M	1969-72
80 Harper, Alvin (WR) — Tennessee	1997
30 Harris, Bill (RB) — Colorado	1971

36 Harris, Corey (CB) — North Alabama	1999
80 Harris, Herbert (WR) — Lamar	1986-87
82 Harris, Ike (WR) — Iowa St.	1978-81
86 Harris, Rod (WR) — Texas A&M	1989
86 Harrison, Victor (WR) — North Carolina	1987
88 Hart, Ben (S) — Oklahoma	1967
72 Hart, Jeff (T) — Oregon St.	1976
53 Hart, Tommy (DE) — Morris Brown	1980
67 Harvey, George (G) — Kansas	1967
52 Harvey, Richard Jr. (LB) — Tulane	1995-97
26 Harvey, Richard Sr. (DB) — Jackson St.	1971
88 Hastings, Andre (WR) — Georgia	1997-99
70,74 Haverdink, Kevin (T) — Western Michigan	1989-91
80 Havriliak, Sam (WR) — Bucknell	1974
29 Hayes, Billie (CB) — San Diego St.	1972
89 Hayes, Mercury (WR) — Michigan	1996-97
92 Haynes, James (LB) — Mississippi Valley	1984-89
81 Haynes, Michael (WR) — Northern Arizona	1994-96
49 Hazelton, Major (DB) — Florida A&M	1970
3 Hebert, Bobby (QB) — Northwestern La.	1985-89, 91-92
26 Heidel, Jimmy (S) — Mississippi	1967
20 Henderson, Othello (S) — UCLA	1993-94
87 Herrmann, Don (WR) — Waynesburg St.	1975-77
84 Hester, Jim (TE) — North Dakota	1967-69
6 Hester, Ray (LB) — Tulane	1971-73
23 Hewitt, Chris (S) — Cincinnati	1997-99
45,34 Heyward, Craig (FB) — Pittsburgh	1988-92
62 Hilgenberg, Jay (C) — Iowa	1993
61 Hilgenberg, Joel (C/G) — Iowa	1984-93
62 Hill, John (C) — Lehigh	1975-84
87 Hill, Lonzell (WR) — Washington	1987-90
81 Hill, Randal (WR) — Miami	1997
40,21 Hilliard, Dalton (RB) — LSU	1986-93
76 Hills, Keno (G/T) — Southwestern La.	1996-99
78 Hines, Glen Ray (T) — Arkansas	1971-72
24 Hoage, Terry (DB) — Georgia	1984-85
53 Hobbs, Billy (LB) — Texas A&M	1972
80 Hobbs, Daryl — Pacific	1997
12 Hobert, Billy Joe — Washington	1997-99
98 Hodge, Milford (DE) — Washington St.	1986
14 Hodson, Tom (QB) — LSU	1995-96
70 Holden, Sam (T) — Grambling	1971
18 Hollas, Hugo (S) — Rice	1970-72
51 Holloway, Stan (LB) — California	1980
45 Holmes, Jack (RB) — Texas Southern	1978-82
28 Hoskins, Derrick (S) — Southern Miss.	1996
68 Housman, Walter (T/G) — Upsala	1987
29 Howard, Gene (CB) — Langston	1968-70
20 Howell, Delles (CB) — Grambling	1970-72
52 Huard, John (LB) — Maine	1971
70 Hubbard, Dave (T) — Brigham Young	1977
69 Hudson, Nat (G) — Georgia	1981
54 Hughes, Pat (LB) — Boston U.	1977-79
33 Hughes, Tyrone (CB) — Nebraska	1993-96
76 Hunt, Kevin (T) — Doane	1978
60 Hunt, Robert (G) — Virginia	1999
32 Hunter, Earnest (RB) — Southeast Okla.	1996
28 Hurley, Bill (DB) — Syracuse	1982-83
88 Hyatt, Fred (WR) — Auburn	1973

I

12 Ingram, Kevin (QB) — East Carolina	1987
82 Ismail, Qadry (WR) — Syracuse	1998

J

30 Jackson, Ernie (CB) — Duke	1972-77
47 Jackson, Greg (S) — LSU	1996
57 Jackson, Rickey (LB) — Pittsburgh	1981-93
52 Jacobs, Harry (LB) — Bradley	1970
22 Jakes, Van (CB) — Kent St.	1986-88
50 James, Philip (C) — Southern	1987
43 Jean Batiste, Garland (FB) — LSU	1987
80 Jeffries, Haywood (WR) — N.C. State	1996
96 Jeffries, Dameian (DE) — Alabama	1995
72 Jenkins, Trezelle (T) — Michigan	1997
36 Jennings, Stanford (RB) — Furman	1991
68 Jetton, Paul (G) — Texas	1992-93
19 Johnson, Alonzo (WR) — Central State (Ohio)	1998
22 Johnson, Benny (CB) — J.C. Smith	1976
34 Johnson, Bobby (DB) — Texas	1983-84, 1986

77 Johnson, Carl (G) — Nebraska	1972-73
21 Johnson, Earl (CB) — South Carolina	1985
94 Johnson, Joe (DE) — Louisville	1994-98
50 Johnson, John (LB) — Clemson	1995
45 Johnson, Nate (RB) — Texas Southern	1987
86 Johnson, Tony (TE) — Alabama	1996-98
80 Johnson, Tyrone (WR) — Western (Col.) St.	1994
29 Johnson, Undra (RB) — West Virginia	1989
53 Johnson, Vaughan (LB) — N.C. State	1986-93
90 Johnson, Walter (LB) — Louisiana Tech	1989
36 Jones, Andrew (RB) — Washington St.	1975-76
58 Jones, Brian (LB) — Texas	1995-96; 98
74 Jones, Clarence (T) — Maryland	1996-98
95, 92 Jones, Ernest (DE) — Oregon	1995, 98
78 Jones, Jerry (T) — Bowling Green	1967-69
32 Jones, Kim (FB) — Colorado St.	1976-79
86,89 Jones, Mike (WR) — Tennessee St.	1986-87, 1989
27 Jones, Reginald (CB) — Memphis St.	1991-94
27 Jones, Selwyn (CB) — Colorado St.	1994
23 Jordan, Buford (FB) — McNeese St.	1986-92
45 Jordan, Jimmy (RB) — Florida	1967
10 Jurich, Tom (K) — Northern Arizona	1978

K

71 Kaplan, Ken (T) — New Hampshire	1987
46 Kearney, Jim (S) — Prairie View	1976
78 Keim, Mike (T) — Brigham Young	1991
30 Kelley, Les (RB) — Alabama	1967-69
87 Kelly, Mike (TE) — Davidson	1973
33, 24, 44 Kelly, Rob (S) — Ohio State	1997-99
5 Kempf, Florian (K) — Pennsylvania	1987
60 Kennard, Derek (G) — Nevada-Reno	1991-93
82 Kennison, Eddie (WR) — LSU	1999
17 Kilmer, Billy (QB) — UCLA	1967-70
61 King, Ed (G) — Auburn	1995-97
45 Kimbrough, Elbert (S) — Northwestern	1988
53 Kingrea, Rick (LB) — Tulane	1973-77
68 Kline, Alan (T) — Ohio St.	1994-95
40 Knafelc, Greg (TE) — Notre Dame	1983
29 Knight, Sammy (S) — USC	1997-99
78 Knight, Shawn (DE) — Brigham Young	1987
66 Knowles, David (T) — Indiana	1977
55 Koblbrand, Joe (LB) — Miami (Fla.)	1985-89
43 Kopay, Dave (LB) — Washington	1971
60 Korte, Steve (C) — Arkansas	1983-90
62 Kovach, Jim (LB) — Kentucky	1979-85
89 Kramer, Kent (TE) — Minnesota	1967
9 Kramer, Tommy (QB) — Rice	1990
21 Krimm, John (S) — Notre Dame	1982
50 Kupp, Jake (G) — Washington	1967-75
67 Kuziel, Bob (C) — Pittsburgh	1972

L

64 Lafary, Dave (T) — Purdue	1977-85
39 LaGrand, Morris (RB) — Tampa	1975
67 LaPorta, Phil (T) — Penn State	1974-75
12 Laufenberg, Babe (QB) — Indiana	1986
39 Lawson, Odell (RB) — Langston	1973-74
58 Leach, Scott (LB) — Ohio State	1987
74 Leach, William (G/T) — N.C. State	1987
11 Lee, Bivian (CB) — Prairie View	1971-75
39 Lee, Carl (DB) — Marshall	1994
32 Lee, Mark (CB) — Washington	1991
43 Legette, Tyrone (CB) — Nebraska	1992-95
62 Leggett, Brad (C) — USC	1990-91
72 Leggett, Earl (DT) — LSU	1967-68
52 Lemon, Mike (LB) — Kansas	1975
22 Lewis, Gary (RB) — Arizona St.	1970
93 Lewis, Gary (NT) — Oklahoma St.	1983
24 Lewis, Marvin (RB) — Tulane	1982
98 Lewis, Reggie (DE) — San Diego St.	1982-84
29 Lewis, Rodney (CB) — Nebraska	1982-84
3 Leopoldt, John (K) — None	1978
78 Linden, Errol (T) — Houston	1969-70
54 Lindsey, Dale (LB) — Western Kentucky	1973
7 Linhart, Toni (K) — Austria Tech	1972
86 Lippis, Louis (WR) — Southern Mississippi	1992
20, 21 Little, Earl (DB) — Miami	1998-99
48 Livingston, Andy (RB) — Phoenix JC	1969-70

61 Loberg, Greg (G/T) — California	1987
0 Logan, Obert (S) — Trinity	1967
2 Lohmiller, Chip (K) — Minnesota	1995
89 Long, Dave (DE) — Iowa	1969-72
26 Looney, Joe Don (RB) — Oklahoma	1969
34 Lorick, Tony (RB) — Arizona St.	1968-69
46 Lumpkin, Sean (S) — Minnesota	1992-96
88 Lusk, Hendrick (TE) — Utah	1996
43 Lyons, Dicky (S) — Kentucky	1970

Mc

25 McAfee, Fred (RB) — Mississippi Coll.	1991-93
36 McCall, Don (RB) — USC	1967-68, 1970
19 McClard, Bill (K) — Arkansas	1973-75
42,44 McCleskey, J.J. (WR/S) — Tennessee	1993-96
67 McCollum, Andy (G) — Toledo	1994-98
71, 75 McCormick, Dave (T) — LSU	1967-68
51 McCoy, Larry (LB) — Lamar	1987
44 McCrary, Fred (FB) — Mississippi St.	1997
80 McCullough, Earl (WR) — USC	1974
49 McGill, Ralph (S) — Tulsa	1978-79
76 McGuire, Gene (C) — Notre Dame	1992
92 McIntosh, Toddrick (DE) — Florida St.	1995
42 McLemore, Dana (DB) — Hawaii	1986
29 McMillian, Mark (CB) — Alabama	1996
12 McNeill, Tom (P) — Stephen F. Austin	1967-69
27 McNeill, Rod (RB) — USC	1974-75
25 McQuay, Leon (RB) — Tampa	1976

M

47 Mack, Cedric (CB) — Baylor	1992-93
24 Mack, Milton (CB) — Alcorn St.	1987-91
8 Manning, Archie (QB) — Mississippi	1971-75, 77-82
91 Marchiol, Ken (LB) — Mesa (Colo.)	1987
75 Marrone, Doug (G) — Syracuse	1989
40 Marsalis, Jim (S) — Tennessee St.	1977
23 Marshall, James (DB) — Jackson St.	1980
59 Martin, Chris (LB) — Auburn	1983
22 Martin, D'Artagnan (CB) — Kentucky	1971
84 Martin, Eric (WR) — LSU	1985-93
93 Martin, Wayne (DE/DT) — Arkansas	1989-99
86 Martini, Rich (WR) — Cal-Davis	1981
40 Massey, Robert (CB) — N.C. Central	1989-90
55 Mathis, Reggie (LB) — Oklahoma	1979-80
36 Matthews, Henry (RB) — Michigan St.	1973
64 Maurer, Andy (G) — Oregon	1974
84 Mauti, Rich (WR) — Penn State	1977-80, 82-83
39 Maxie, Brett (S) — Texas Southern	1985-93
28 Maxson, Alvin (RB) — SMU	1974-76
22 Mayes, Michael (CB) — LSU	1989
36 Mayes, Rueben (RB) — Washington St.	1986-88, 90
19 Merkens, Guido (QB/WR/DB) — Sam Houston	1980-85
57 Merlo, Jim (LB) — Stanford	1973-74, 76-79
71 Merrill, Casey (DT) — Cal-Davis	1986
70 Meseroll, Mark (T) — Florida St.	1978
92, 99 Mickell, Darren (DE) — Florida	1996-97, 1999
54 Middleton, Rick (LB) — Ohio St.	1974-75
10 Mike-Mayer, Steve (K) — Maryland	1978
84 Miller, Junior (TE) — Nebraska	1984
69 Miller, Les (NT) — Ft. Hays St.	1991-94
80 Miller, Mike (WR) — Tennessee	1985
51 Mills, Sam (LB) — Montclair St.	1986-94
32 Minor, Lincoln (RB) — New Mexico St.	1973
88 Mitchell, Derrell (WR) — Texas Tech	1994
59 Mitchell, Keith (LB) — Texas A&M	1997-99
50 Mitchell, Kevin (LB) — Syracuse	1999
25 Molden, Alex (CB) — Oregon	1996-99
77 Montgomery, Marv (T) — USC	1976-77
74 Mooers, Doug (DE) — Whitlaker	1971-72
74 Moore, Derland (NT) — Oklahoma	1973-85
25 Moore, Jerry (S) — Arkansas	1973-74
21 Moore, Reynaud (CB) — UCLA	1971
73 Mooring, John (T) — Tampa	1974
57 Morgan, Mike (LB) — LSU	1969-70
77 Morris, Chris (T) — Indiana	1975
76 Morrison, Don (T) — Texas-Arlington	1971-77
35 Morse, Bobby (FB) — Michigan St.	1989-91
42 Muncie, Chuck (RB) — California	1976-80
22,25 Muster, Brad (FB) — Stanford	1993-94

37 Myers, Tommy (S) — Syracuse1972-81

N

65 Naaole, Chris (G) — Colorado1997-99
 55 Nairne, Rob (LB) — Oregon1981-83
 23,22 Neal, Lorenzo (FB) — Fresno St.1993-96
 87,88 Neal, Richard (DE) — Southern1969-72, 1978
 36 Ned, Derrick (FB) — Grambling St.1993-95
 24 Neveit, Elijah (CB) — Clark1967-70
 64 Newkirk, Robert (DE) — Michigan St.1999
 41 Newland, Bob (WR) — Oregon1971-74
 30 Newman, Anthony (S) — Oregon1995-97
 86 Newman, Patrick (WR) — Utah St.1991-93
 78 Newsome, Billy (DE) — Grambling1973-74
 33 Nicholson, Calvin (CB) — Oregon St.1989,91
 11 Ninowski, Jim (QB) — Michigan St.1969
 60 Novitsky, Craig (C/T) — UCLA1994-96
 13 Novitsky, Doug (QB) — Idaho1994-97
 36 Nyval, Vic (RB) — Northwestern La.1970

O

29 Ogden, Ray (WR) — Alabama1967
 82 O'Neal, Ken (TE) — Oklahoma State1987
 10 O'Neal, Steve (P) — Texas A&M1973
 35 Otis, Jim (RB) — Ohio St.1970
 66 Oubre, Louis (G) — Oklahoma1982-84
 49 Owens, Artie (WR) — West Virginia1980
 72 Owens, Joe (DE) — Alcorn A&M1971-75
 83 Owens, Tinker (WR) — Oklahoma1976, 1978-80

P

35 Pahukoa, Shane (S) — Washington1995
 52 Palmer, Dick (LB) — Kentucky1972-73
 75 Palmer, Emile (DT) — Syracuse1996
 42,88 Parker, Joel (WR) — Florida1974-75,77
 96 Parker, Steve (DE) — Idaho1980
 83 Parks, Dave (TE) — Texas Tech1968-72
 17 Partridge, Rick (P) — Utah1979
 88 Pattison, Mark (WR) — Washington1987-88
 51 Paul, Whitney (LB) — Colorado1982-85
 53PELLUER, Scott (LB) — Washington St.1981-85,87
 71 Perot, Petey (G) — Northwestern La.1985
 80 Perriman, Brett (WR) — Miami (Fla.)1988-90
 32 Perry, Vernon (S) — Jackson St.1983
 33 Perry, Wilmont (RB) — Livingstone1998-99
 45 Petry, Stan (CB) — Texas Christian1991
 34 Phillips, Jess (RB) — Michigan St.1973-74
 43 Phillips, Kim (CB) — North Texas1989
 37 Philyaw, Dino (RB) — Oregon1999
 76 Pletzak, Jim (C) — Eastern Michigan1979-84
 75 Pittman, Julian (DT) — Florida State1998
 22 Pitts, Elijah (RB) — Philander Smith1970
 85 Poage, Ray (TE) — Texas1967-70
 25 Poe, Johnnie (CB) — Missouri1971-77
 82 Pollard, Bob (DE) — Weber St.1997-99
 83 Poole, Keith (WR) — Arizona St.1991-95
 70 Port, Chris (G/T) — Duke1995-96
 40 Powell, Marvin (FB) — USC1999
 33 Preece, Steve (DB) — Oregon St.1969
 75 Price, Elex (DT) — Alcorn St.1973-80
 23 Profit, Joe (RB) — Northeast La.1973
 65 Prudhomme, Remi (G/C) — LSU1971-72

R

47 Rackley, David (DB) — Texas Southern1985
 21 Ramsey, Nate (S) — Indiana1973
 16 Ramsey, Steve (QB) — North Texas St.1970
 66 Rasley, Rocky (G) — Oregon St.1974
 22 Ray, Ricky (CB) — Norfolk St.1979-80
 21 Reaves, Ken (CB) — Norfolk St.1974
 56 Rebowee, Rusty (LB) — Nicholls St.1978
 58 Redd, Glen (LB) — Brigham Young1981,83-86
 60 Reese, Don (DE) — Jackson St.1978-80
 75 Rengel, Mike (DT) — Hawaii1969
 84 Rhem, Steve (WR) — Minnesota1994-95

1 Ricardo, Benny (K) — San Diego St.1980-81
 55 Rice, Floyd (LB) — Alcorn St.1978
 75 Richey, Mike (T) — North Carolina1970
 84 Riley, Preston (WR) — Memphis St.1973
 14 Riordan, Tim (QB) — Temple1987
 77 Rissmiller, Ray (T) — Georgia1967
 83 Roaches, Carl (KR) — Texas A&M1985
 77 Roaf, William (T) — Louisiana Tech1993-99
 92 Roberts, Austin (DT) — North Carolina1996-99
 27 Roberts, Wall (WR) — San Jose St.1967
 70 Robinson, Craig (T) — Houston1972-73
 47 Robinson, Virgil (RB) — Grambling1971-72
 34 Rodenberger, Jeff (FB) — Maryland1987
 54 Roe, Bill (LB) — Colorado1987
 38 Rogers, George (HB) — South Carolina1981-84
 41 Rogers, Jimmy (RB) — Oklahoma1980-84
 26 Rogers, Steve (RB) — LSU1975
 75 Rollins, Baron (G) — Louisiana Tech1994
 44 Rose, George (CB) — Auburn1967
 55 Ross, Scott (LB) — USC1991
 78 Roth, Tom (C/G) — Southern Illinois1994
 70 Rourke, Jim (T) — Boston College1985
 54 Roussel, Tom (LB) — Southern Mississippi1971-72
 76 Rowe, Dave (DT) — Penn State1967-70
 3 Royals, Mark (P) — Appalachian St.1997-98
 54 Ryzcek, Paul (C) — Virginia1981

S

99 Sagapolutele, Pio (DT) — San Diego St.1997
 68 Saindon, Pat (G) — Vanderbilt1986
 73 Sandeman, Bill (T) — Pacific1967
 51 Saul, Bill (LB) — Penn State1969
 85 Savoie, Nicky (TE) — LSU1997
 83 Scales, Greg (TE) — Wake Forest1988-91
 21 Scarpati, Joe (DB) — North Carolina St.1970
 63 Schmidt, Roy (G) — Long Beach St.1967-68
 40 Schmidt, Terry (CB) — Ball St.1974-75
 65 Schreiber, Adam (G) — Texas1985
 33 Schultz, Randy (RB) — St. Coll. of Iowa1967-68
 71 Schumacher, Kurt (G) — Ohio St.1975-77
 48 Schwartz, Don (SS) — Washington St.1976-80
 60 Schweda, Brian (DE) — Kansas1967-68
 74 Scifres, Steve (T) — Wyoming1999
 12 Scott, Bobby (QB) — Tennessee1973-82
 80 Scott, Lindsay (WR) — Georgia1982-85
 87 Scott, Malcolm (TE) — LSU1987
 84 Seal, Paul (TE) — Michigan1974-76
 30 Shaw, Bob (WR) — Winston-Salem St.1970
 76 Shaw, Rickie (T) — North Carolina1993
 89 Shepard, Derrick (WR) — Oklahoma1989
 67 Shimmers, John (G) — Xavier (Ohio)1969-71
 5 Shuler, Heath (QB) — Tennessee1997-98
 28 Shy, Don (RB) — San Diego St.1969
 71 Siglar, Ricky (T) — San Jose St.1997-98
 53 Simmons, Dave (LB) — Georgia Tech1967
 25 Simmons, Jerry (WR) — Bethune-Cookman1989-90
 56 Simmons, Michael (DE) — Mississippi St.1982
 94 Simonini, Ed (LB) — Texas A&M1982
 79 Slaughter, Chuck (T) — South Carolina1982
 81, 84 Slutzker, Scott (TE) — Iowa1998-99
 83 Small, Torrance (WR) — Alcorn St.1992-96
 99 Smeenge, Joel (DE/LB) — W. Michigan1990-94
 91 Smith, Brady (DE) — Colorado State1996-99
 30 Smith, Cedric (FB) — Florida1991
 82 Smith, Irv (TE) — Notre Dame1993-97
 36, 26 Smith, Lamar (RB) — Houston1998-99
 66 Smith, Royce (G) — Georgia1972-73
 52 Smith, Vinson (LB) — East Carolina1998-99
 11 South, Ronnie (QB) — Arkansas1968
 33 Spears, Ernest (S) — USC1990
 37 Spencer, Jimmy (CB) — Florida1982-95
 29 Spencer, Maurice (CB) — N.C. Central1974-76,78
 47 Spivey, Mike (CB) — Colorado1980-81
 16 Stabler, Ken (QB) — Alabama1982-84
 90 Stanley, Israel (DE) — Arizona St.1995
 32 Stauch, Scott (RB) — UCLA1981
 32 Sternick, Greg (CB) — Colorado St.1983
 22 Stevens, Howard (RB) — Louisville1973-74
 26 Stewart, Jimmy (SS) — Tulsa1977
 87 Stickles, Monty (TE) — Notre Dame1968
 68 Steve, Terry (G) — Wisconsin1976-77

55 Stincic, Tom (LB) — Michigan1972
 52 Stonebreaker, Mike (LB) — Notre Dame1994
 73 Stonebreaker, Steve (LB) — Detroit1967-68
 71 Stokes, Fred (DE) — Georgia Southern1996
 49 Stowers, Tommie (TE) — Missouri1992-93
 33 Strachan, Mike (RB) — Iowa St.1975-80
 58 Strand, Eli (G) — Iowa St.1967
 42 Strong, Jim (RB) — Houston1971-72
 41 Strong, William (CB) — North Carolina St.1995-96
 73 Sturm, Jerry (T/C) — Illinois1967-70
 68 Sturt, Fred (G) — Bowling Green1978-81
 60 Sutherland, Doug (G) — Wisconsin St.1970
 20 Sutton, John (CB) — New Mexico1987
 29 Sutton, Reggie (CB) — Miami (Fla.)1987-88
 15,14 Sweetan, Karl (QB) — Wake Forest1968
 56 Swilling, Pat (LB) — Georgia Tech1986-92
 79 Swinney, Clovis (DT) — Arkansas St.1970
 69 Swoopes, Pat (NT) — Mississippi St.1987, 89
 15 Szaro, Rich (K) — Harvard1975-78
 88 Szymakowski, Dave (WR) — West Texas St.1968

T

72 Talbert, Don (T) — Texas1969-70
 22 Taylor, Derrick (FS) — North Carolina State1987
 71 Taylor, James (T) — Missouri1978-81
 32 Taylor, Jim (RB) — LSU1967
 29 Taylor, Keith (S) — Illinois1992-93
 77 Taylor, Mike (T) — USC1969-70
 78 Terrell, Daryl (T) — Southern Mississippi1999
 86 Thaxton, James (TE) — Tennessee St.1976-77
 23 Thomas, Charlie (KR) — Tennessee St.1975
 85 Thomas, Curtland (WR) — Missouri1987
 79 Thomas, Henry (G) — Southwest Texas State1987
 89 Thomas, Joe (WR) — Mississippi Valley1987
 17 Thomas, Speedy (WR) — Utah1973-74
 89 Thompson, Aundra (WR) — East Texas St.1981-82
 37 Thompson, Bennie (S) — Grambling St.1989-91
 27 Thompson, Bobby (S) — Arizona1969
 65 Thompson, Dave (T) — Clemson1974-75
 96 Thorp, Don (NT) — Illinois1984
 33 Thurman, Junior (DB) — USC1987
 82 Tice, John (TE) — Maryland1983-92
 74 Tilleman, Mike (DT) — Montana1967-70
 71 Tillman, Faddie (DT) — Boise St.1972
 11,14 Todd, Richard (QB) — Alabama1984-85
 54 Toles, Alvin (LB) — Tennessee1985-88
 11 Tolliver, Billy Joe (QB) — Texas Tech1998-99
 90 Tomich, Jared (DE) — Nebraska1997-99
 32 Toussaint, Darrell (DB) — Northwestern La.1987
 71 Townes, Willie (DE) — Tulsa1970
 65 Trapilo, Steve (G) — Boston Coll.1987-90, 92
 54 Tubbs, Winfred (LB) — Texas1994-97
 58 Tupala, Joe (LB) — San Diego St.1999
 26 Tullis, Willie (CB) — Troy St. (AL)1985-86
 67 Turley, Kyle (G/T) — San Diego State1998-99
 98 Turnbull, Renaldo (DE/LB) — W. Virginia1990-96
 88 Turner, Floyd (WR) — Northwestern La.1989-93
 86 Twyner, Gunnard (WR) — Western Illinois1997
 42 Tyler, Toussaint (RB) — Washington1981-82

U

62 Uhlenhake, Jeff (C) — Ohio St.1994-95

V

52 Vanderbundt, Skip (LB) — Oregon St.1978
 38 Vanderee, Phil (LB) — Massachusetts1967
 35 Van Wagner, Jim (FB) — Michigan Tech1978
 66 Versteegen, Mike (G) — Wisconsin1995-97

W

87 Wainright, Frank (TE) — N. Colorado1991-93
 83 Walker, Dwight (WR) — Nicholls St.1987
 78 Walker, Jeff (G) — Memphis St.1988-89
 80 Walker, Mike (DE) — Tulane1971
 85 Walls, Wesley (TE) — Mississippi1994-95
 4 Walsh, Steve (QB) — Miami (Fla.)1990-93

21 Ward, Carl (S) — Michigan1969
 72 Ward, Chris (T) — Ohio St.1984
 98 Warner, Ron (LB) — SMU1998
 73 Warren, Frank (DE) — Auburn1981-89, 91-94
 55 Washington, Dave (LB) — Alcorn St.1980
 26 Washington, Mickey (CB) — Texas A&M1997
 88 Waters, Mike (TE) — San Diego State1987
 67 Watson, John (T) — Oklahoma1977-79
 61 Watson, Mike (T) — Miami (O.)1977
 49 Waitelet, Frank (FS) — Kansas State1981-87
 44 Waymer, Dave (DB) — Notre Dame1980-89
 42, 24 Weary, Fred (CB) — Florida1998-99
 85 Weatherspoon, Cephus (WR) — Ft. Lewis Col.1972
 56 Weissenhofer, Ron (LB) — Notre Dame1987
 42 Welch, Claxton (RB) — Oregon1970
 54 Wendryhoski, Joe (C) — Illinois1967-68
 60 Westbrooks, Greg (LB) — Colorado1975-77
 39 Wheelwright, Ernie (RB) — So. Illinois1967-70
 86 Whitaker, Creston (WR) — North Texas St.1972
 98 Whitehead, Willie (LB) — Auburn1999
 23 Whitsell, Dave (CB) — Indiana1967-69
 59 Whittingham, Fred (LB) — Cal Poly-SLO1967-68
 23 Whittle, Ricky (RB) — Oregon1996
 66 Wickert, Tom (G) — Washington St.1975-76
 49 Wicks, Bob (WR) — Utah St.1974
 47 Wilcox, Josh (TE) — Oregon1998-99
 94 Wilks, Jim (DE/NT) — San Diego St.1981-93
 88 Williams, Brooks (TE) — North Carolina1978-81
 61 Williams, Del (G) — Florida St.1967-73
 90 Williams, James (LB) — Mississippi St.1990-94
 24 Williams, Joe (RB) — Wyoming1972
 45 Williams, John (FB) — Wisconsin1986
 66 Williams, Larry (G) — Notre Dame1991
 69 Williams, Ralph (G) — Southern1985-86
 66 Williams, Richard (WR) — Abilene Christian1974
 34 Williams, Ricky (RB) — Texas1999
 21 Williams, Robert (CB) — North Carolina1999
 63 Williams, Wally (G) — Florida A&M1999
 65 Williams, Willie (T) — LSU1994
 63 Willis, Donald (G) — North Carolina A&T1995-97
 89 Willis, Len (WR) — Ohio St.1977
 4 Wilmsmeyer, Klaus (P) — Louisville1995-96
 18 Wilson, Dave (QB) — Illinois1981, 1983-89
 42 Wilson, Ray (S) — New Mexico1994
 45 Wilson, Tim (FB) — Maryland1983-84
 79, 92 Wilson, Troy (DE) — Pittsburg St. (Kan.)1998-99
 18 Wilson, Wade (QB) — East Texas St.1993-94
 30 Wilson, Wayne (FB) — Shepherd1979-86
 71 Winslow, Jeff (DT) — USC1976
 80 Winslow, Doug (WR) — Drake1973
 9 Winslow, George (P) — Villanova1989
 92 Winston, DeMond (LB) — Vanderbilt1990, 92-94
 56 Winston, Dennis (LB) — Arkansas1982-85
 68 Winther, Wimpy (G) — Mississippi1972
 24 Woerner, Scott (DB) — Georgia1987
 19 Wood, Gary (QB) — Cornell1967
 65 Woods, Robert (T) — Tennessee St.1977-80
 47 Woodson, Marv (S) — Indiana1969
 34 Word, Barry (RB) — Northwestern La.1987-88
 7 Wuerrfel, Danny (QB) — Florida1997-99
 23 Wyatt, Doug (S) — Tulsa1970-72

Y

1 Yepremian, Garo (K) — None1979
 65 Young, Bob (G) — Howard Payne1981
 93 Young, Kevin (DE) — Utah State1987
 89 Young, Tyrone (WR) — Florida1983-84
 20 Youngblood, George (S) — Los Angeles St.1967-68

Z

79 Zanders, Emanuel (G) — Jackson St.1974-80
 34 Zellars, Ray (FB) — Notre Dame1995-98



SAINTS ALL-TIME NUMERICAL ROSTER

0	Logan, Obert (S) — Trinity	1967
00	Burrough, Ken (WR) — Texas Southern	1970
1	Ricardo, Benny (K) — San Diego St.	1980-81
	Yepremian, Garo (K) — None	1979
2	Lohmiller, Chip (K) — Minnesota	1995
3	Butler, Skip (K) — Texas-Arlington	1971
	Hebert, Bobby (QB) — Northwestern La.	1985-89, 91-92
	Leyboldt, John (K) — None	1978
	Royals, Mark (P) — Appalachian St.	1997-98
4	Cofer, Mike (K) — North Carolina State	1987
	Walsh, Steve (QB) — Miami (Fla.)	1990-93
	Wilmsmeyer, Klaus (P) — Louisville	1995-96
5	Kempf, Florian (K) — Pennsylvania	1987
	Shuler, Heath (QB) — Tennessee	1997-98
6	Barnhardt, Tommy (P) — N. Carolina	1987, 89-94, 1999
7	Andersen, Morten (K) — Michigan St.	1982-94
	Benjamin, Guy (QB) — Stanford	1980
	Linhart, Toni (K) — Austria Tech	1972
	Wuerffel, Danny (QB) — Florida	1997-99
8	Manning, Archie (QB) — Mississippi	1971-75, 77-82
9	Delhomme, Jake (QB) — Southwestern La.	1998-99
	Feller, Happy (K) — Texas	1972-73
	Kramer, Tommy (QB) — Rice	1990
	Winslow, George (P) — Villanova	1989
10	Barnhardt, Tommy (P) — N. Carolina	1987, 89-94
	Blanchard, Cary (K) — Oklahoma St.	1992
	Brien, Doug (K) — California	1995-99
	Douglass, Bobby (QB) — Kansas	1976-77
	Durkee, Charlie (K) — Okla. St.	1967-68, 1971-72
	Fagan, Julian (P) — Mississippi	1970-72
	Hansen, Brian (P) — Sioux Falls	1984-88
	Jurich, Tom (K) — Northern Arizona	1978
	Mike-Mayer, Steve (K) — Maryland	1978
	O'Neal, Steve (P) — Texas A&M	1973
11	Burns, Ed (QB) — Nebraska	1978-80
	Fourcade, John (QB) — Mississippi	1987-90
	Lee, Bivian (CB) — Prairie View	1971-75
	Ninowski, Jim (QB) — Michigan St.	1969
	South, Ronnie (QB) — Arkansas	1968
	Todd, Richard (QB) — Alabama	1984-85
	Tolliver, Billy Joe (QB) — Texas Tech	1998-99
12	Hovert, Billy Joe — Washington	1997-99
	Ingram, Kevin (QB) — East Carolina	1987
	Laufenberg, Babe (QB) — Indiana	1986
	McNeill, Tom (P) — Stephen F. Austin	1967-69
	Scott, Bobby (QB) — Tennessee	1973-82

13	Cipa, Larry (QB) — Michigan	1974-75
	Collins, Kerry (QB) — Penn St.	1998
	Nussmeier, Doug (QB) — Idaho	1994-97
14	Erxleben, Russell (K-P) — Texas	1979-83
	Hargett, Edd (QB) — Texas A&M.	1969-72
	Hodson, Tom (QB) — LSU	1995-96
	Riordan, Tim (QB) — Temple	1987
	Sweetan, Karl (QB) — Wake Forest	1968
	Todd, Richard (QB) — Alabama	1984-85
15	Cuozzo, Gary (QB) — Virginia	1967
	Davis, Bob (QB) — Virginia	1973
	Durkee, Charlie (K) — Okla. St.	1967-68, 1971-72
	Fritsch, Toni (K) — None	1982
	Gibbs, Donnie (P) — TCU	1974
	Sweetan, Karl (QB) — Wake Forest	1968
	Szaro, Rich (K) — Harvard	1975-78
16	Blanchard, Tom (P) — Oregon	1974-78
	Buck, Mike (QB) — Maine	1990-93
	Burris, Bo (S) — Houston	1967-69
	Ramsey, Steve (QB) — North Texas St.	1970
	Stabler, Ken (QB) — Alabama	1982-84
17	Everett, Jim (QB) — Purdue	1994-96
	Kilmer, Billy (QB) — UCLA	1967-70
	Partridge, Rick (P) — Utah	1979
	Thomas, Speedy (WR) — Utah	1973-74
18	Guess, Terry (WR) — Gardner-Webb	1996
	Hollas, Hugo (S) — Rice	1970-72
	Wilson, Dave (QB) — Illinois	1981, 1983-89
	Wilson, Wade (QB) — East Texas St.	1993-94
19	Bech, Brett (WR) — LSU	1996
	Dempsey, Tom (K) — Palomar J.C.	1969-70
	Johnson, Alonzo (WR) — Central St. (Oh.)	1998
	McClard, Bill (K) — Arkansas	1973-75
	Merkens, Guido (QB/WR/DB) — Sam Houston	1980-85
	Wood, Gary (QB) — Cornell	1967
20	Brown, Derek (RB) — Nebraska	1993-96
	Felton, Eric (CB) — Texas Tech	1978-80
	Gary, Russell (SS) — Nebraska	1981-86
	Henderson, Othello (S) — UCLA	1993-94
	Howell, Delles (CB) — Grambling	1970-72
	Little, Earl (CB) — Miami	1998
	Sutton, John (CB) — New Mexico	1987
	Youngblood, George (S) — Los Angeles St.	1967-68
21	Allen, Eric (CB) — Arizona St.	1995-97
	Boyd, Greg (S) — Arizona	1974
	Brown, Derek (RB) — Nebraska	1993-96
	Douglas, John (CB) — Texas Southern	1967-68
	Gray, David (DB) — East Los Angeles JC.	1979
	Hilliard, Dalton (RB) — LSU	1986-93
	Johnson, Earl (CB) — South Carolina	1985
	Krimm, John (S) — Notre Dame	1982
	Little, Earl (CB) — Miami	1999
	Moore, Reynaud (CB) — UCLA	1971
	Ramsey, Nate (S) — Indiana	1973
	Reaves, Ken (CB) — Norfolk St.	1974
	Scarpati, Joe (DB) — North Carolina St.	1970
	Ward, Carl (S) — Michigan	1969
	Williams, Robert (CB) — North Carolina	1999

22	Anthony, Tyrone (RB) — North Carolina	1984-85
	Brown, Charlie (RB) — Missouri	1967-68
	Drakeford, Tyrone (CB) — Virginia Tech	1998-99
	Fenerly, Gill (RB) — Holy Cross	1990-91
	Jakes, Van (CB) — Kent St.	1986-88
	Johnson, Benny (CB) — J.C. Smith	1976
	Lewis, Gary (RB) — Arizona St.	1970
	Martin, D'Artagnan (CB) — Kentucky	1971
	Mayes, Michael (CB) — LSU	1989
	Muster, Brad (FB) — Stanford	1993-94
	Neal, Lorenzo (FB) — Fresno St.	1993-96
	Pitts, Elijah (RB) — Philander Smith	1970
	Ray, Ricky (CB) — Norfolk St.	1979-80
	Stevens, Howard (RB) — Louisville	1973-74
	Taylor, Derrick (FS) — North Carolina State	1987
23	Cassady, Chris (DB) — Ohio St.	1977
	Hewitt, Craig (S) — Cincinnati	1997-99
	Jordan, Buford (FB) — McNeese St.	1986-92
	Marshall, James (DB) — Jackson St.	1980
	Neal, Lorenzo (FB) — Fresno St.	1993-96
	Profit, Joe (RB) — Northeast La.	1973
	Thomas, Charlie (KR) — Tennessee St.	1975
	Whitsell, Dave (CB) — Indiana	1967-69
	Whittle, Ricky (RB) — Oregon	1996
	Wyatt, Doug (S) — Tulsa	1970-72
24	Adkins, Margene (WR) — Henderson J.C.	1972
	Bates, Mario (RB) — Arizona St.	1994-97
	Brown, Derek (RB) — Nebraska	1993-96
	Chapman, Clarence (CB) — Eastern Mich.	1976-80
	Fuller, Johnny (S) — Lamar	1973-75
	Hoage, Terry (DB) — Georgia	1984-85
	Kelly, Rob (S) — Ohio St.	1998
	Lewis, Marvin (RB) — Tulane	1982
	Mack, Milton (CB) — Alcorn St.	1987-91
	Nevett, Elijah (CB) — Clark	1967-70
	Weary, Fred (CB) — Florida	1999
	Williams, Joe (DB) — Wyoming	1972
	Woerner, Scott (DB) — Georgia	1987
25	Bosarge, Wade (DB) — Tulsa	1977
	Dodd, Al (WR) — Northwestern La.	1969-71
	McAfee, Fred (RB) — Mississippi Coll.	1991-93
	McQuay, Leon (RB) — Tampa	1976
	Molden, Alex (CB) — Oregon	1996-99
	Moore, Jerry (S) — Arkansas	1973-74
	Muster, Brad (FB) — Stanford	1993-94
	Poe, Johnnie (CB) — Missouri	1981-87
	Simmons, Jerry (WR) — Bethune-Cookman	1967
26	Buck, Vince (DB) — Central St. (Oh.)	1990-95
	Dawsey, Stacey (WR) — Indiana	1987
	Fields, Jitter (P) — Texas	1984
	Harvey, Richard Sr. (DB) — Jackson St.	1971
	Heidel, Jimmy (S) — Mississippi	1967
	Looney, Joe Don (RB) — Oklahoma	1969
	Rogers, Steve (RB) — LSU	1975
	Smith, Lamar (RB) — Houston	1999
	Stewart, Jimmy (SS) — Tulsa	1977
	Tullis, Willie (CB) — Troy St. (AL)	1985-86
	Washington, Mickey (CB) — Texas A&M	1997
27	Adams, Yashone — Eastern Michigan	1997
	Brown, Ray (SS) — West Texas St.	1978-80
	Gibson, Antonio (SS) — Cincinnati	1986-89, 92
	Jones, Reginald (CB) — Memphis St.	1991-94
	Jones, Selwyn (CB) — Colorado St.	1994
	McNeill, Rod (RB) — USC	1974-75
	Roberts, Walt (WR) — San Jose St.	1967
	Stemrick, Greg (CB) — Colorado St.	1983
	Thompson, Bobby (S) — Arizona	1969



28	Atkins, Gene (S) — Florida A&M	1987-93
	Davis, Troy (RB) — Iowa St.	1997-99
	Fichtner, Ross (S) — Purdue	1968
	Ford, James (RB) — Texas Southern	1971-72
	Harding, Greg (DB) — Nicholls St.	1984
	Hoskins, Derrick (S) — Southern Miss	1996
	Hurley, Bill (DB) — Syracuse	1982-83
	Maxson, Alvin (RB) — SMU	1974-76
	Shy, Don (RB) — San Diego St.	1969
29	Clark, Vinnie (CB) — Ohio St.	1994
	Glenn, Vencie (S) — Indiana St.	1991
	Hayes, Billie (CB) — San Diego St.	1972
	Howard, Gene (CB) — Langston	1968-70
	Johnson, Undra (RB) — West Virginia	1989
	Knight, Sammy (S) — USC	1997-99
	Lewis, Rodney (CB) — Nebraska	1982-84
	McMillian, Mark (CB) — Alabama	1996
	Ogden, Ray (WR) — Alabama	1967
	Spencer, Maurice (CB) — N.C. Central	1974-76, 78
	Sutton, Reggie (CB) — Miami (Fla.)	1987-88
	Taylor, Keith (S) — Illinois	1992-93
30	Alexander, Vincent (FB) — Southern Miss	1987
	Cherry, Je'Rod (DB) — California	1998-99
	Harris, Bill (RB) — Colorado	1971
	Jackson, Ernie (CB) — Duke	1972-77
	Kelley, Les (RB) — Alabama	1967-69
	Newman, Anthony (S) — Oregon	1995-97
	Shaw, Bob (WR) — Winston-Salem St.	1970
	Smith, Cedric (FB) — Florida	1991
	Wilson, Wayne (FB) — Shepherd	1979-86
31	Taylor, Jim (RB) — LSU	1967
32	Barrington, Tom (RB) — Ohio St.	1967-70
	Craver, Aaron (RB) — Fresno St.	1998-99
	DeRatt, Jim (DB) — North Carolina	1975
	Dunbar, Vaughn (RB) — Indiana	1992, 94-95
	Frazier, Paul (RB) — Northwestern La.	1989
	Hunter, Earnest (RB) — Southeast Okla.	1996
	Jones, Kim (FB) — Colorado St.	1976-79
	Lee, Mark (CB) — Washington	1991
	Minor, Lincoln (RB) — New Mexico St.	1973
	Perry, Vernon (S) — Jackson St.	1983
	Stauch, Scott (RB) — UCLA	1981
	Toussaint, Darrell (DB) — Northwestern La.	1987
33	Gray, Kevin (DB) — Eastern Illinois	1982
	Hughes, Tyrone (CB) — Nebraska	1993-96
	Kelly, Rob (S) — Ohio St.	1997
	Perry, Wilmont (RB) — Livingstone	1998-99
	Preece, Steve (DB) — Oregon St.	1969
	Schultz, Randy (RB) — St. Coll. of Iowa	1967-68
	Spears, Ernest (S) — USC	1990
	Strachan, Mike (RB) — Iowa St.	1975-80
	Thurman, Junior (DB) — USC	1987
34	Bell, Carlos (TE) — Houston	1971
	Galbreath, Tony (RB) — Missouri	1976-80
	Heyward, Craig (FB) — Pittsburgh	1988-92
	Johnson, Bobby (DB) — Texas	1983-84, 1986
	Loric, Tony (RB) — Arizona St.	1968-69
	Phillips, Jess (RB) — Michigan St.	1973-74
	Rodenberger, Jeff (FB) — Maryland	1987
	Williams, Ricky (RB) — Texas	1999
	Word, Barry (RB) — Virginia	1987-88
	Zellars, Ray (FB) — Notre Dame	1995-98

35	Campbell, Earl (RB) — Texas.....	1984-85
	Davis, Ted (LB) — Georgia Tech.....	1967-69
	Gresham, Bob (RB) — West Virginia.....	1971-72
	Matthews, Henry (RB) — Michigan St.....	1973
	Morse, Bobby (FB) — Michigan St.....	1989-91
	Otis, Jim (RB) — Ohio St.....	1970
	Pahukoa, Shane (S) — Washington.....	1995
	Van Wagner, Jim (FB) — Michigan Tech.....	1978
36	Boykin, Greg (RB) — Northwestern.....	1977
	Brown, Bob (TE) — Alcorn A&M.....	1972-73
	Burchfield, Don (TE) — Ball St.....	1971
	Davis, Dick (RB) — Nebraska.....	1970
	Harris, Corey (CB) — North Alabama.....	1999
	Jennings, Stanford (RB) — Furman.....	1991
	Jones, Andrew (RB) — Washington St.....	1975-76
	McCall, Don (RB) — USC.....	1967-68, 1970
	Mayes, Rueben (RB) — Washington St.....	1986-88, 90
	Ned, Derrick (FB) — Grambling St.....	1993-95
	Nyval, Vic (RB) — Northwestern La.....	1970
	Smith, Lamar (RB) — Houston.....	1998
37	Cherry, Je'Rod (S) — California.....	1996-97
	Cota, Chad (S) — Oregon.....	1998
	Gray, Mel (RB) — Purdue.....	1986-88
	Myers, Tommy (S) — Syracuse.....	1972-81
	Philyaw, Dino (RB) — Oregon.....	1999
	Spencer, Jimmy (CB) — Florida.....	1992-95
	Stonebreaker, Steve (LB) — Detroit.....	1967-68
	Thompson, Bennie (S) — Grambling St.....	1989-91
38	Baker, Tony (RB) — Iowa St.....	1968-71
	Butler, Bill (RB) — Kansas State.....	1972-74
	Greer, Donovan (CB) — Texas A&M.....	1997
	Nicholson, Calvin (CB) — Oregon St.....	1989, 91
	Rogers, George (HB) — South Carolina.....	1981-84
	Vandersea, Phil (LB) — Massachusetts.....	1967
39	Covington, John (S) — Notre Dame.....	1995
	LaGrand, Morris (RB) — Tampa.....	1975
	Lawson, Odell (RB) — Langston.....	1973-74
	Lee, Carl (DB) — Marshall.....	1994
	Maxie, Brett (S) — Texas Southern.....	1985-93
	Wheelwright, Ernie (RB) — So. Illinois.....	1967-70
40	Adams, Michael (DB) — Arkansas St.....	1987-88
	Bender, Wes (FB) — USC.....	1997
	Granger, Hoyle (RB) — Mississippi St.....	1971
	Gros, Earl (RB) — LSU.....	1970
	Hilliard, Datton (RB) — LSU.....	1986-93
	Knafele, Greg (TE) — Notre Dame.....	1983
	Marsalis, Jim (S) — Tennessee St.....	1977
	Massey, Robert (CB) — N.C. Central.....	1989-90
	Powell, Marvin (FB) — USC.....	1999
	Schmidt, Terry (CB) — Ball St.....	1974-75
41	Cook, Toi (CB) — Stanford.....	1987-93
	Gilliam, John (WR) — S. Carolina St.....	1967-68, 1977
	Newland, Bob (WR) — Oregon.....	1971-74
	Rogers, Jimmy (RB) — Oklahoma.....	1980-84
	Strong, William (CB) — North Carolina St.....	1995-96
42	Clay, Willie (S) — Georgia Tech.....	1999
	Gilliam, John (WR) — S. Carolina St.....	1967-68, 1977
	McCleskey, J.J. (WR/S) — Tennessee.....	1993-96
	McLemore, Dana (DB) — Hawaii.....	1986
	Muncie, Chuck (RB) — California.....	1976-80
	Parker, Joel (WR) — Florida.....	1974-75, 77
	Strong, Jim (RB) — Houston.....	1971-72
	Tyler, Toussaint (RB) — Washington.....	1981-82
	Weary, Fred (CB) — Florida.....	1998

Welch, Claxton (RB) — Oregon.....	1970	
Wilson, Ray (S) — New Mexico.....	1994	
43	Ambrose, Ashley (CB) — Mississippi Valley St.....	1999
	Collins, Larry (RB) — Texas A&I.....	1980
	Fowler, Bobby (FB) — Louisiana Tech.....	1984-85
	Jean Batiste, Garland (FB) — LSU.....	1987
	Kopay, Dave (LB) — Washington.....	1971
	Legette, Tyrone (CB) — Nebraska.....	1992-95
	Lyons, Dicky (S) — Kentucky.....	1970
	Phillips, Kim (CB) — North Texas.....	1989

44	Cordill, Ollie (P) — Memphis St.....	1969
	Crist, Chuck (S) — Penn St.....	1975-77
	Farasopolos, Chris (S) — Brigham Young.....	1974
	Fink, Mike (CB) — Missouri.....	1973
	Kelly, Rob (S) — Ohio St.....	1999
	McCleskey, J.J. (WR/S) — Tennessee.....	1993-96
	McCrary, Fred (FB) — Mississippi St.....	1997
	Rose, George (CB) — Auburn.....	1967
	Waymer, Dave (DB) — Notre Dame.....	1980-89

45	Athas, Pete (S) — Tennessee.....	1976
	Byrd, Israel (CB) — Utah St.....	1993-95
	Green, Arthur (RB) — Albany St.....	1972
	Heyward, Craig (FB) — Pittsburgh.....	1988-92
	Holmes, Jack (RB) — Texas Southern.....	1978-82
	Johnson, Nate (RB) — Texas Southern.....	1987
	Jordan, Jimmy (RB) — Florida.....	1967
	Kimbrough, Elbert (S) — Northwestern.....	1968
	Petry, Stan (CB) — Texas Christian.....	1991
	Williams, John (FB) — Wisconsin.....	1986
	Wilson, Tim (FB) — Maryland.....	1983-84

46	Abramowicz, Dan (WR) — Xavier (Ohio).....	1967-73
	Gajan, Hokie (FB) — LSU.....	1982-85
	Gammon, Kendall (C) — Pittsburg St. (Kan.).....	1998
	Kearney, Jim (S) — Prairie View.....	1976
	Lumpkin, Sean (S) — Minnesota.....	1992-96

47	Austin, Cliff (RB) — Clemson.....	1983
	Beverly, Dwight (RB) — Illinois.....	1987
	Cortez, Bruce (CB) — Parsons.....	1967
	Davis, Travis (S) — Notre Dame.....	1995
	DeGrenier, Jack (RB) — Texas-Arlington.....	1974
	Dusenberry, Bill (RB) — J.C. Smith.....	1970
	Jackson, Greg (S) — LSU.....	1996
	Mack, Cedric (CB) — Baylor.....	1992-93
	Rackley, David (DB) — Texas Southern.....	1985
	Robinson, Virgil (RB) — Grambling.....	1971-72
	Spivey, Mike (CB) — Colorado.....	1980-81
	Wilcox, Josh (TE) — Oregon.....	1998-99
	Woodson, Marv (S) — Indiana.....	1969

48	Livingston, Andy (RB) — Phoenix JC.....	1969-70
	Schwartz, Don (SS) — Washington St.....	1978-80

49	Hazelton, Major (DB) — Florida A&M.....	1970
	McGill, Ralph (S) — Tulsa.....	1978-79
	Owens, Artie (WR) — West Virginia.....	1980
	Stowers, Tommie (TE) — Missouri.....	1992-93
	Wattelet, Frank (FS) — Kansas State.....	1981-87
	Wicks, Bob (WR) — Utah St.....	1974

50	Aleaga, Ink (LB) — Washington.....	1997
	Bordelon, Ken (LB) — LSU.....	1976-77, 79-82
	Del Rio, Jack (LB) — USC.....	1985-86
	James, Philip (C) — Southern.....	1987
	Johnson, John (LB) — Clemson.....	1995
	Kupp, Jake (G) — Washington.....	1967-75
	Mitchell, Kevin (LB) — Syracuse.....	1998-99

51	Barnes, Derrick (LB) — Oregon.....	1997
	Capone, Warren (LB) — LSU.....	1976
	Chambers, Rusty (LB) — Tulane.....	1975-76
	Childs, Ron (LB) — Washington St.....	1995
	Clarke, Phil (LB) — Pittsburgh.....	1999
	Croom, Sylvester (C) — Alabama.....	1975
	Crosby, Ron (LB) — Penn St.....	1978
	Didion, John (LB-C) — Oregon St.....	1971-74
	Fraser, Jim (P) — Wisconsin.....	1968
	Holloway, Stan (LB) — California.....	1980
	McCoy, Larry (LB) — Lamar.....	1987
	Mills, Sam (LB) — Montclair St.....	1986-94
	Paul, Whitney (LB) — Colorado.....	1982-85
	Saul, Bill (LB) — Penn State.....	1969

52	Emanuel, Frank (LB) — Tennessee.....	1970
	Forde, Brian (LB) — Washington St.....	1988-91
	Harvey, Richard Jr. (LB) — Tulane.....	1995-97
	Huard, John (LB) — Maine.....	1971
	Jacobs, Harry (LB) — Bradley.....	1970
	Kovach, Jim (LB) — Kentucky.....	1979-85
	Lemon, Mike (LB) — Kansas.....	1975
	Palmer, Dick (LB) — Kentucky.....	1972-73
	Smith, Vinson (LB) — East Carolina.....	1998-99
	Stonebreaker, Mike (LB) — Notre Dame.....	1994
	Vanderbundt, Skip (LB) — Oregon St.....	1978

53	Absher, Dick (LB) — Maryland.....	1969-71
	Davis, Don (LB) — Kansas.....	1996-98
	Fourcade, Keith (LB) — Mississippi.....	1987
	Green, Sammy (LB) — Florida.....	1980
	Hart, Tommy (DE) — Morris Brown.....	1980
	Hobbs, Billy (LB) — Texas A&M.....	1972
	Johnson, Vaughan (LB) — N.C. State.....	1986-93
	Kingree, Rick (LB) — Tulane.....	1973-77
	Pelluer, Scott (LB) — Washington St.....	1981-85, 87
	Simmons, Dave (LB) — Georgia Tech.....	1967

54	Aleaga, Ink (LB) — Washington.....	1998-99
	Hughes, Pat (LB) — Boston U.....	1977-79
	Lindsey, Dale (LB) — Western Kentucky.....	1973
	Middleton, Rick (LB) — Ohio St.....	1974-75
	Roe, Bill (LB) — Colorado.....	1987
	Roussel, Tom (LB) — Southern Mississippi.....	1971-72
	Rydzek, Paul (C) — Virginia.....	1981
	Simonini, Ed (LB) — Texas A&M.....	1982
	Toles, Alvin (LB) — Tennessee.....	1985-88
	Tubbs, Winfred (LB) — Texas.....	1994-97
	Wendryhoski, Joe (C) — Illinois.....	1967-68

55	Burkett, Jackie (LB) — Auburn.....	1967-70
	Coleman, Don (LB) — Michigan.....	1974-75
	Creech, Bob (LB) — TCU.....	1973
	DeForest, Joe (LB) — Southwestern La.....	1987
	Fields, Mark (LB) — Washington St.....	1995-99
	Fianigan, Jim (LB) — Pittsburgh.....	1971
	Freeman, Reggie (LB) — Florida St.....	1993
	Kohlbrand, Joe (LB) — Miami (Fla.).....	1985-89
	Nairne, Rob (LB) — Oregon.....	1981-83
	Rice, Floyd (LB) — Alcorn St.....	1978
	Ross, Scott (LB) — USC.....	1991
	Stincic, Tom (LB) — Michigan.....	1972
	Washington, Dave (LB) Alcorn St.....	1980

56	Bordano, Chris (LB) — SMU.....	1998-99
	Dixon, Ernest (LB) — South Carolina.....	1994-97
	Farber, Hap (LB) — Mississippi.....	1970
	Ferguson, Jim (LB) — USC.....	1968
	Gross, Lee (C) — Auburn.....	1975-77
	Hall, Willie (LB) — USC.....	1972-73
	Mathis, Reggie (LB) — Oklahoma.....	1979-80
	Rebowski, Rusty (LB) — Nicholls St.....	1978
	Swilling, Pat (LB) — Georgia Tech.....	1986-92

Weissenhofer, Ron (LB) — Notre Dame.....	1987
Winston, Dennis (LB) — Arkansas.....	1982-85

57	Coombs, Larry (C) — Idaho.....	1980
	Jackson, Rickey (LB) — Pittsburg St.....	1981-93
	Merlo, Jim (LB) — Stanford.....	1973-74, 76-79
	Morgan, Mike (LB) — LSU.....	1969-70

58	Conner, Darion (LB) — Jackson St.....	1994
	Federspiel Joe (LB) — Kentucky.....	1972-80
	Jones, Brian (LB) — Texas.....	1995-96, 1998
	Leach, Scott (LB) — Ohio State.....	1987
	Redd, Glen (LB) — Brigham Young.....	1981, 83-86
	Strand, Eli (G) — Iowa St.....	1967
	Tuipala, Joe (LB) — San Diego St.....	1999

59	Campen, James (C/G) — Tulane.....	1987-88
	Colman, Wayne (LB) — Temple.....	1969-74, 76
	Evans, Chuck (LB) — Stanford.....	1980-81
	Martin, Chris (LB) — Auburn.....	1983
	Mitchell, Keith (LB) — Texas A&M.....	1997-99
	Porter, Rufus (LB) — Southern.....	1995-96
	Whittingham, Fred (LB) — Cal Poly-SLO.....	1967-68

60	Cunningham, Carl (LB) — Houston.....	1971
	Gammon, Kendall (C) — Pittsburg St. (Kan.).....	1997
	Hunt, Robert (G) — Virginia.....	1999
	Kennard, Derek (G) — Nevada-Reno.....	1991-93
	Korte, Steve (C) — Arkansas.....	1983-90
	Novitsky, Craig (C/T) — UCLA.....	1994-96
	Reese, Don (DE) — Jackson St.....	1978-80
	Schweda, Brian (DE) — Kansas.....	1967-68
	Sutherland, Doug (G) — Wisconsin St.....	1970
	Westbrooks, Greg (LB) — Colorado.....	1975-77

61	Adams, Sam (G) — Prairie View.....	1981
	Hilgenberg, Joel (C/G) — Iowa.....	1984-93
	King, Ed (G) — Auburn.....	1995-97
	Loberg, Greg (G/T) — California.....	1987
	Watson, Mike (T) — Miami (O.).....	1977
	Williams, Del (G) — Florida St.....	1967-73

62	Fontenot, Jerry (C) — Texas A&M.....	1997-99
	Gammon, Kendall (C) — Pittsburg St. (Kan.).....	1996
	Gwinn, Ross (G) — Northwestern La.....	1968
	Hilgenberg, Jay (C) — Iowa.....	1993
	Hill, John (C) — Lehigh.....	1975-84
	Leggett, Brad (C) — USC.....	1990-91
	Uhlenhake, Jeff (C) — Ohio St.....	1994-95

63	Baumgartner, Steve (DE) — Purdue.....	1973-77
	Bennett, Barry (DE) — Concordia (Minn.).....	1978-81
	Davis, Norman (G) — Grambling.....	1969
	Dunbar, Karl (DE) — LSU.....	1993
	Edelman, Brad (G) — Missouri.....	1982-89
	Finnie, Roger (T) — Florida A&M.....	1979
	Schmidt, Roy (G) — Long Beach St.....	1967-68
	Williams, Wally (G) — Florida A&M.....	1999
	Willis, Donald (G) — North Carolina A&T.....	1995-97

64	Adams, Scott (G) — Georgia.....	1994
	Elliott, Ted (NT) — Mankato State.....	1987
	Hester, Ray (LB) — Tulane.....	1971-73
	Lafay, Dave (T) — Purdue.....	1977-85
	Maurer, Andy (G) — Oregon.....	1974
	Newkirk, Robert (DE) — Michigan St.....	1999

65	Carr, Tom (DE) — Morgan St.....	1968
	Carter, David (C) — Western Kentucky.....	1984-85
	Naeole, Chris (G) — Colorado.....	1997-99

Prudhomme, Remi (G/C) — LSU1971-72
 Schreiber, Adam (G) — Texas1985
 Thompson, Dave (T) — Clemson1974-75
 Trapilo, Steve (G) — Boston Coll.1987-90, 92
 Williams, Willie (T) — LSU1994
 Woods, Robert (T) — Tennessee St.1977-80
 Young, Bob (G) — Howard Payne1981

66
 Cody, Bill (LB) — Auburn1967-70
 Commiskey, Chuck (G) — Mississippi1986-88
 Dobler, Conrad (G) — Wyoming1978-79
 Knowles, David (T) — Indiana1977
 Oubre, Louis (G) — Oklahoma1982-84
 Rasley, Rocky (G) — Oregon St.1974
 Smith, Royce (G) — Georgia1972-73
 Versteegen, Mike (G) — Wisconsin1995-97
 Wickert, Tom (G) — Washington St.1975-76
 Williams, Larry (G) — Notre Dame1991

67
 Brock, Stan (T) — Colorado1980-92
 Harvey, George (G) — Kansas1967
 Kuziel, Bob (C) — Pittsburgh1972
 LaPorta, Phil (T) — Penn State1974-75
 McCollum, Andy (G) — Toledo1994-98
 Shinners, John (G) — Xavier (Ohio)1969-71
 Watson, John (T) — Oklahoma1977-79

68
 Housman, Walter (T/G) — Upsala1987
 Jetton, Paul (G) — Texas1992-93
 Kline, Alan (T) — Ohio St.1994-95
 Neal, Richard (DE) — Southern1969-72, 1978
 Sandion, Pat (G) — Vanderbilt1986
 Stieve, Terry (G) — Wisconsin1976-77
 Sturt, Fred (G) — Bowling Green1978-81
 Turley, Kyle (G/T) — San Diego St.1998-99
 Winther, Wimpy (C) — Mississippi1972

69
 Ackerman, Tom (C/G) — E. Washington1996-99
 Bell, Jeff (NT) — West Florida1990
 Dalton, Oakley (DT) — Jackson St.1977
 Fifer, Bill (G) — West Texas St.1978
 Hudson, Nat (G) — Georgia1981
 Miller, Les (NT) — Ft. Hays St.1991-94
 Swoopes, Pat (NT) — Mississippi St.1987, 89
 Williams, Ralph (G) — Southern1985-86

70
 Contz, Bill (T) — Penn State1986-88
 Hamiter, Uhuru (DE) — Delaware St.1998
 Haverdink, Kevin (T) — Western Michigan1989-91
 Holden, Sam (T) — Grambling1971
 Hubbard, Dave (T) — Brigham Young1977
 Meseroll, Mark (T) — Florida St.1978
 Port, Chris (G/T) — Duke1991-95
 Robinson, Craig (T) — Houston1972-73
 Rourke, Jim (T) — Boston College1985

71
 Anderson, Dick (T) — Ohio St.1967
 Cooper, Richard (T) — Tennessee1990-95
 Fersen, Paul (T) — Georgia1973-74
 Kaplan, Ken (T) — New Hampshire1987
 McCormick, Dave (T) — LSU1967-68
 Merrill, Casey (DT) — Cal-Davis1986
 Perot, Petey (G) — Northwestern La.1985
 Schumacher, Kurt (G) — Ohio St.1975-77
 Siglar, Ricky (T) — San Jose St.1997-98
 Stokes, Fred (DE) — Georgia Southern1996
 Taylor, James (T) — Missouri1978-81
 Tillman, Faddie (DT) — Boise St.1972
 Townes, Willie (DE) — Tulsa1970
 Winans, Jeff (DT) — USC1976

72
 Dombrowski, Jim (G/T) — Virginia1986-96
 Fultz, Mike (DT) — Nebraska1977-80
 Gray, Leon (T) — Jackson St.1982-83
 Hart, Jeff (T) — Oregon St.1976
 Jenkins, Trezelle (T) — Michigan1997
 Leggett, Earl (DT) — LSU1967-68
 Owens, Joe (DE) — Alcorn A&M1971-75
 Talbert, Don (T) — Texas1969-70
 Ward, Chris (T) — Ohio St.1984

73
 Campbell, Joe (DE) — Maryland1977-80
 Davis, Isaac (G) — Arkansas1997
 Mooring, John (T) — Tampa1974
 Sandeman, Bill (T) — Pacific1967
 Sturm, Jerry (T/C) — Illinois1967-70
 Warren, Frank (DE) — Auburn1981-89, 91-94

74
 Carroll, Herman (DE) — Mississippi St.1994
 Gray, Cecil (T) — North Carolina1993
 Gregory, Ted (NT) — Syracuse1988
 Haverdink, Kevin (T) — Western Michigan1989-91
 Jones, Clarence (T) — Maryland1996-98
 Leach, William (G/T) — N.C. State1987
 Mooers, Doug (DE) — Whittier1971-72
 Moore, Derland (NT) — Oklahoma1973-85
 Scifres, Steve (T) — Wyoming1999
 Tilleman, Mike (DT) — Montana1967-70

75
 Clark, Bruce (DE) — Penn State1982-88
 Crangle, Mike (DE) — Tennessee-Martin1972
 McCormick, Dave (T) — LSU1967-68
 Marrone, Doug (G) — Syracuse1989
 Palmer, Emile (DT) — Syracuse1996
 Pittman, Julian (DT) — Florida St.1998
 Price, Elex (DT) — Alcorn St.1973-80
 Rengel, Mike (DT) — Hawaii1969
 Richey, Mike (T) — North Carolina1970
 Rollins, Baron (G) — Louisiana Tech.1994

76
 Board, Dwaine (DE) — North Carolina A&T1988
 Davidson, Jeff (T) — Ohio St.1994
 Hills, Ken (T) — Southwestern La.1996-99
 Hunt, Kevin (T) — Doane1978
 McGuire, Gene (C) — Notre Dame1992
 Morrison, Don (T) — Texas-Arlington1971-77
 Pietrzak, Jim (C) — Eastern Michigan1979-84
 Rowe, Dave (DT) — Penn State1967-70
 Shaw, Rickie (T) — North Carolina1993

77
 Anderson, Gary (G) — Stanford1978
 Boeke, Jim (T) — Heidelberg1968
 Boyarsky, Jerry (NT) — Pittsburgh1981
 Gilbert, Daren (T) — Cal State-Fullerton1985-88
 Goich, Dan (DT) — California1971
 Johnson, Carl (G) — Nebraska1972-73
 Montgomery, Marv (T) — USC1976-77
 Morris, Chris (T) — Indiana1975
 Rissmiller, Ray (T) — Georgia1967
 Roaf, William (T) — Louisiana Tech1993-99
 Taylor, Mike (T) — USC1969-70

78
 Backes, Tom (G) — Oklahoma1993
 Clark, Kelvin (G) — Nebraska1982-85
 Grooms, Elois (DE) — Tennessee Tech1975-81
 Hines, Glen Ray (T) — Arkansas1971-72
 Jones, Jerry (T) — Bowling Green1967-69
 Keim, Mike (T) — Brigham Young1991
 Knight, Shawn (DE) — Brigham Young1987
 Linden, Errol (T) — Houston1969-70
 Newsome, Billy (DE) — Grambling1973-74
 Roth, Tom (C/G) — Southern Illinois1994

Terrell, Daryl (T) — Southern Mississippi1999
 Walker, Jeff (G) — Memphis St.1988-89

79
 Cordileone, Lou (DT) — Clemson1967-68
 Derby, Glenn (T) — Wisconsin1989-90
 Epps, Tory (DT) — Memphis St.1995
 Halapin, Mike (T) — Pittsburgh1999
 Slaughter, Chuck (T) — South Carolina1982
 Swinney, Clovis (DT) — Arkansas St.1970
 Thomas, Henry (G) — Southwest Texas State1987
 Wilson, Troy (DE) — Pittsburg St. (Kan.)1998
 Zanders, Emanuel (G) — Jackson St.1974-80

80
 Banks, Gordon (WR) — Stanford1980-81
 Barnwell, Malcolm (WR) — Virginia Union1985
 Burton, Larry (WR) — Purdue1975-77
 Carroll, Wesley (WR) — Miami (Fla.)1991-92
 Dawsey, Stacey (WR) — Indiana1987
 Dowdell, Marcus (WR) — Tennessee St.1992-93
 Franklin, P.J. (WR) — Tulane1999
 Garcia, Jim (DE) — Purdue1967
 Harper, Alvin (WR) — Tennessee1997
 Harris, Herbert (WR) — Lamar1986-87
 Havriak, Sam (WR) — Bucknell1974
 Hobbs, Daryl (WR) — Pacific1987
 Jeffries, Haywood (WR) — N.C. State1997
 Johnson, Tony (TE) — Alabama1998
 Johnson, Tyrone (WR) — Western (Col.) St.1994
 McCullough, Earl (WR) — USC1974
 Miller, Mike (WR) — Tennessee1985
 Perriman, Brett (WR) — Miami (Fla.)1988-90
 Scott, Lindsay (WR) — Georgia1982-85
 Walker, Mike (DE) — Tulane1971
 Winslow, Doug (WR) — Drake1973

81
 Anderson, Jesse (TE) — Mississippi St.1993
 Atkins, Doug (DE) — Tennessee1967-69
 Dawsey, Lawrence (WR) — Florida St.1999
 Haynes, Michael (WR) — Northern Arizona1994-96
 Hill, Randal (WR) — Miami1997
 Slutzker, Scott (TE) — Iowa1998

82
 Brewer, Johnny (LB) — Mississippi1968-70
 Gottschalk, Darren (TE) — Cal Lutheran1987
 Harris, Ike (WR) — Iowa St.1978-81
 Ismail, Qadry (WR) — Syracuse1998
 Kennison, Eddie (WR) — LSU1999
 O'Neal, Ken (TE) — Oklahoma State1987
 Pollard, Bob (DE) — Weber St.1971-77
 Smith, Irv (TE) — Notre Dame1993-97
 Tice, John (TE) — Maryland1983-92

83
 Benson, Cliff (TE) — Purdue1987-88
 Burke, Vern (TE) — Oregon St.1967
 Duckett, Kenny (WR) — Wake Forest1983-84
 Edwards, Kelvin (WR) — Liberty Baptist1986
 Garrett, Len (TE) — New Mexico Highlands1973-75
 Hamilton, Andy (WR) — LSU1975
 Owens, Tinker (WR) — Oklahoma1976, 1978-80
 Parks, Dave (TE) — Texas Tech.1968-72
 Poole, Keith (WR) — Arizona St.1997-99
 Roaches, Carl (KR) — Texas A&M1985
 Soles, Greg (TE) — Wake Forest1988-91
 Small, Torrance (WR) — Alcorn St.1992-96
 Walker, Dwight (WR) — Nicholls St.1987

84
 Estes, Lawrence (DE) — Alcorn A&M1970-71
 Guliford, Eric (WR) — Arizona St.1997-98
 Hester, Jim (TE) — North Dakota1967-69
 Martin, Eric (WR) — LSU1985-93
 Mauti, Rich (WR) — Penn State1977-80, 82-83
 Miller, Junior (TE) — Nebraska1984
 Rhem, Steve (WR) — Minnesota1994-95

Riley, Preston (WR) — Memphis St.1973
 Seal, Paul (TE) — Michigan1974-76
 Slutzker, Scott (TE) — Iowa1999

85
 Beasley, John (TE) — California1973-74
 Brenner, Hoby (TE) — USC1981-93
 Childs, Henry (TE) — Kansas St.1974-80
 Cleeland, Cameron (TE) — Washington1998-99
 Green, Paul (TE) — USC1996
 Poage, Ray (TE) — Texas1967-70
 Savoie, Nicky (TE) — LSU1997
 Thomas, Curtland (WR) — Missouri1987
 Walls, Wesley (TE) — Mississippi1994-95
 Weatherspoon, Cephus (WR) — Ft. Lewis Col.1972

86
 Alphin, Gerald (WR) — Kansas St.1990-91
 Baker, Melvin (WR) — Michigan1975
 Benson, Cliff (TE) — Purdue1987-88
 Botkin, Kirk (TE) — Arkansas1994-95
 Caster, Rich (TE) — Jackson St.1981
 Colchico, Dan (DE) — San Jose St.1969
 Davis, Dave (WR) — Tennessee St.1974
 Dawkins, Sean (WR) — California1998
 Donovan, Tom (WR) — Penn State1980
 Dowdell, Marcus (WR) — Tennessee St.1992-93
 Dunbar, Jubilee (WR) — Southern1973
 Gammon, Kendall (TE) — Pittsburg St. (Kan.)1999
 Groth, Jeff (WR) — Bowling Green1981-85
 Hall, Tom (WR) — Minnesota1967
 Harris, Rod (WR) — Texas A&M1989
 Harrison, Victor (WR) — North Carolina1987
 Johnson, Tony (TE) — Alabama1996
 Jones, Mike (WR) — Tennessee St.1986-87, 1989
 Lipps, Louis (WR) — Southern Mississippi1992
 Martini, Rich (WR) — Cal-Davis1981
 Newman, Patrick (WR) — Utah St.1991-93
 Thaxton, James (TE) — Tennessee St.1976-77
 Twyner, Gunnard (WR) — Western Illinois1997
 Whitaker, Creston (WR) — North Texas St.1972
 Williams, Richard (WR) — Abilene Christian1974

87
 DeRamus, Lee (WR) — Wisconsin1995-96
 Farquhar, John (TE) — Duke1997-98
 Hardy, Larry (TE) — Jackson St.1978-85
 Herrmann, Don (WR) — Waynesburg St.1975-77
 Hill, Lonzell (WR) — Washington1987-90
 Kelly, Mike (TE) — Davidson1973
 Neal, Richard (DE) — Southern1969-72, 1978
 Scott, Malcolm (TE) — LSU1987
 Stickles, Monty (TE) — Notre Dame1968
 Wainright, Frank (TE) — N. Colorado1991-93

88
 Bass, Don (TE) — Houston1982
 Dorris, Andy (DE) — New Mexico St.1973-76
 Goodlow, Eugene (WR) — Kansas State1983-86
 Hart, Ben (S) — Oklahoma1967
 Hastings, Andre (WR) — Georgia1997-99
 Hyatt, Fred (WR) — Auburn1973
 Lusk, Hendrick (TE) — Utah1996
 Mitchell, Derrell (WR) — Texas Tech1994
 Parker, Joel (WR) — Florida1974-75, 77
 Pattison, Mark (WR) — Washington1987-88
 Szymakowski, Dave (WR) — West Texas St.1968
 Turner, Floyd (WR) — Northwestern La.1989-93
 Waters, Mike (TE) — San Diego State1987
 Williams, Brooks (TE) — North Carolina1978-81

89
 Askson, Bert (TE) — Texas Southern1973
 Bech, Brett (WR) — LSU1997-99
 Chandler, Wes (WR) — Florida1978-81
 Chapman, Gil (WR) — Michigan1975
 Clark, Robert (WR) — N.C. Central1987-88
 Early, Quinn (WR) — Iowa1991-95
 Hayes, Mercury (WR) — Michigan1996-97

Jones, Mike (WR) — Tennessee St.	1986-87, 1989
Kramer, Kent (TE) — Minnesota	1967
Long, Dave (DE) — Iowa	1969-72
Shepard, Derrick (WR) — Oklahoma	1989
Thomas, Joe (WR) — Mississippi Valley	1987
Thompson, Aundra (WR) — East Texas St.	1981-82
Willis, Len (WR) — Ohio St.	1977
Young, Tyrone (WR) — Florida	1983-84

90	
Johnson, Walter (LB) — Louisiana Tech	1989
Tomich, Jared (DE) — Nebraska	1997-99
Stanley, Israel (DE) — Arizona St.	1995
Williams, James (LB) — Mississippi St.	1990-94

91	
Bennett, Monte (DT) — Kansas State	1981
Goff, Robert "Pig" (NT) — Auburn	1990-95
Marchiol, Ken (LB) — Mesa (Colo.)	1987
Smith, Brady (DE) — Colorado St.	1996-99

92	
Haynes, James (LB) — Mississippi Valley	1984-89
Jones, Ernest (DE) — Oregon	1998
McIntosh, Toddrick (DE) — Florida St.	1995
Mickell, Darren (DE) — Florida	1996-97
Wilson, Troy (DE) — Pittsburg St. (Kan.)	1999
Winston, DeMond (LB) — Vanderbilt	1990, 92-94

93	
Lewis, Gary (NT) — Oklahoma St.	1983
Martin, Wayne (DE/DT) — Arkansas	1989-99
Young, Kevin (DE) — Utah State	1987

94	
Johnson, Joe (DE) — Louisville	1994-98
Wilks, Jim (DE/NT) — San Diego St.	1981-93

SAINTS IN PRO BOWL

- 1967 — Dave Whitsell, cornerback.
 - 1968 — Dave Rowe, defensive tackle.
 - 1969 — Tom Dempsey, kicker; Jake Kupp, guard; Tony Baker and Andy Livingston, running backs; Tom Fears, coach.
 - 1978 — Archie Manning (1), quarterback.
 - 1979 — Wes Chandler, wide receiver; Henry Childs, tight end; Archie Manning (2), quarterback; Chuck Muncie, running back; Tommy Myers, safety.
 - 1981 — George Rogers (1), running back.
 - 1982 — George Rogers (2), running back.
 - 1983 — Rickey Jackson (1), linebacker.
 - 1984 — Bruce Clark, defensive end; Brian Hansen, punter; Rickey Jackson (2), linebacker.
 - 1985 — Morten Andersen (1), kicker; Rickey Jackson (3), linebacker.
 - 1986 — Morten Andersen (2), kicker; Rickey Jackson (4), linebacker; *Rueben Mayes (1), running back.
 - 1987 — Morten Andersen (3), kicker; Hoby Brenner, tight end; Brad Edelman, guard; *Rueben Mayes, (2) running back; Sam Mills (1), linebacker; Dave Waymer, cornerback.
 - 1988 — Morten Andersen (4), kicker; Eric Martin, wide receiver; Sam Mills (2), linebacker.
 - 1989 — Dalton Hilliard, running back; Vaughan Johnson, linebacker; Pat Swilling, linebacker.
 - 1990 — Morten Andersen (5), kicker; Vaughan Johnson (2), linebacker; Pat Swilling (2), linebacker.
 - 1991 — Vaughan Johnson (3), linebacker; Sam Mills (3), linebacker; Pat Swilling (3), linebacker; Bennie Thompson, special teams.
 - 1992 — Morten Andersen (6), kicker; Joel Hilgenberg, center; Rickey Jackson (5), linebacker; Vaughan Johnson (4), linebacker; Sam Mills (4), linebacker; Pat Swilling (4), linebacker.
 - 1993 — Tyrone Hughes, return specialist; Rickey Jackson (6), linebacker, Renaldo Turnbull, linebacker.
 - 1994 — Wayne Martin, defensive end; William Roaf (1), tackle.
 - 1995 — Eric Allen, cornerback; William Roaf (2), tackle.
 - 1996 — William Roaf (3), tackle.
 - 1997 — William Roaf (4), tackle.
 - 1998 — *William Roaf (5), tackle; Joe Johnson, defensive end.
 - 1999 — William Roaf (6), tackle.
- *Injured, did not play

95	
Brannon, Robert (DE) — Arkansas	1987
Davis, Travis (NT) — Michigan St.	1990
Dixon, Ronnie (NT) — Cincinnati	1993
Dumbauld, Jonathan (DE) — Kentucky	1986, 88
Jones, Ernest (DE) — Oregon	1995
Robbins, Austin (DT) — North Carolina	1996-99

96	
Andrus, Sheldon (NT) — Nicholls State	1986-87
Faulkner, Jeff (DE) — Southern	1993
Gunn, Mark (DE) — Pittsburgh	1994
Hamiter, Uhuru (DT) — Delaware St.	1999
Jeffries, Dameian (DE) — Alabama	1995
Parker, Steve (DE) — Idaho	1980
Simmons, Michael (DE) — Mississippi St.	1989-90
Thorp, Don (NT) — Illinois	1984

97	
Geathers, James (DE) — Wichita St.	1984-89
Glover, La'Roi (DT) — San Diego St.	1997-99
Turnbull, Renaldo (DE/LB) — W. Virginia	1990-96

98	
Hanna, Jim (NT) — Louisville	1994
Hodge, Milford (DE) — Washington St.	1986
Lewis, Reggie (DE) — San Diego St.	1982-84
Warner, Ron (LB) — Kansas	1998
Whitehead, Willie (DE) — Auburn	1999

99	
Broughton, Willie (DT) — Miami (Fla.)	1995-96
Elliott, Tony (NT) — North Texas St.	1982-88
Mickell, Darren (DT) — Florida	1999
Sagapolutele, Pio (DT) — San Diego St.	1997
Smeenge, Joel (DE/LB) — W. Michigan	1990-94

SAINTS DRAFT CHOICES

The first combined AFL-NFL draft was held in 1967. A player's order of selection among the players drafted is designated by a number after his position. In 1967, the expansion New Orleans Saints received first and last choices in each round and one additional choice at the end of the second, third and fourth rounds.

On February 10, 1967, the Saints selected 42 players in an expansion draft, using the same procedures as in the formation of the Atlanta Falcons in 1966. The Falcons were exempted from the expansion draft in 1967, thus leaving 14 teams from whom the Saints selected players. The procedures that were in place for the Saints were: each of the other 14 NFL teams froze 29 players from its 40-man roster, leaving 11 players available to be selected by the Saints. The Saints chose one player from those 11 remaining on each team. Then, each team froze two additional players, leaving eight on each list, from which the Saints chose two more each.

1967 EXPANSION DRAFT

Held February 10, 1967

Tom Barrington, fbOhio State (from Washington)
Jim Battle, tSouthern (from Cleveland)
Charlie Bradshaw, tBaylor (from Pittsburgh)
Jackie Burkett, lbAuburn (from Baltimore)
Dave Cahill, dtArizona State (from Philadelphia)
Bill Cody, lbAuburn (from Detroit)
Don Croftcheck, gIndiana (from Washington)
Bill Curry, cGeorgia Tech (from Green Bay)
Ted Davis, lbGeorgia Tech (from Baltimore)
Jim Garcia, deCal State-Chico (from NY Giants)
Tom Hall, wrWashington (from Minnesota)
Steve Heckard, wrDavidson (from LA Rams)
Jimmy Heidel, dbMississippi (from St. Louis Cardinals)
Paul Hornung, rbNotre Dame (from Green Bay)
Billy Kilmer, qbUCLA (from San Francisco)
Elbert Kimbrough, dbNorthwestern (from San Francisco)
Kent Kramer, teMinnesota (from San Francisco)
Jake Kupp, gWashington (from Washington)
Earl Leggett, dtLSU (from LA Rams)
Obert Logan, dbTrinity (TX) (from Dallas)
Riley Maltson, tOregon (from Chicago)
John Morrow, cMichigan (from Cleveland)
Ray Ogden, teAlabama (from St. Louis Cardinals)
Ray Rissmiller, tGeorgia (from Philadelphia)
Walt Roberts, wrSan Jose State (from Cleveland)
George Rose, dbAuburn (from Minnesota)
Bill Sandeman, tPacific (from Dallas)
Bob Scholtz, tNotre Dame (from NY Giants)
Brian Schweda, deKansas (from Chicago)
Dave Simmons, lbGeorgia Tech (from St. Louis Cardinals)
Jerry Simmons, wrBethune-Cookman (from Pittsburgh)
Bob Smith, rbNorth Texas State (from Pittsburgh)
Bobby Lee Smith, dbUCLA (from Detroit)
Larry Stephens, dtTexas (from Dallas)
Steve Stonebreaker, lbDetroit (from Baltimore)
Mike Tilleman, dtMontana (from Minnesota)
Phil Vandersea, lbMassachusetts (from Green Bay)
Willie Walker, wrTennessee State (from Detroit)
Joe Wendryhoski, gIllinois (from LA Rams)
Dave Whitsell, dbIndiana (from Chicago)
Fred Whittingham, lbCal Poly-SLO (from Philadelphia)
Gary Wood, qbCornell (from NY Giants)

1967

Held March 14, 1967

1a.	traded to Baltimore
1b.	Leslie Kelley, fb (26)Alabama
2a.	James (Bo) Burris, s (27)Houston
2b.	John Gilliam, rb (52)South Carolina State
2c.	David Rowe, de (53)Penn State
3a.	traded to Baltimore
3b.	Del Williams, g (79)Florida State
3c.	Ben Hart, wr (80)Tennessee
4a.	Ron Widby, p (81)Tennessee
4b.	Bill Carr, c (106)Florida
4c.	Tom Stangle, t (107)Dayton
5a.	Don McCall, rb (108)USC
5b.	John Douglas, cb (133)Texas Southern
6a.	George Harvey, g (134)Kansas
6b.	Charles (Bo) Wood, lb (159)North Carolina
7a.	Gary Hertzog, g (160)Williamette

7b.	Bob McKelvey, lb (185)Northwestern
8a.	Sam Harris, te (186)Colorado
8b.	Barry Siler, lb (211)Albion
9a.	Tim Lavens, te (212)Idaho
9b.	Eugene Ross, cb (237)Oklahoma
10a.	Charles Brown, rb (238)Missouri
10b.	Roosevelt Robertson, te (263)North Carolina College
11a.	Jim Benson, g (264)Florida
11b.	Bernard Corbin, cb (288)Alabama A&M
12a.	Ronnie Pack, g (289)Texas Tech
12b.	John Robinson, wr (315)Tennessee A&I
13a.	Bill Stetz, lb (316)Boston College
13b.	Gary Grossnickle, s (341)Missouri
14a.	Jim Hester, te (342)North Carolina
14b.	George Stetter, cb (367)Virginia
15a.	John Snow, dt (368)Wake Forest
15b.	Darrell Johnson, rb (393)Lamar
16a.	Marcus Rhoden, wr (394)Mississippi State
16b.	Bruce Cortez, cb (419)Parsons College
17a.	Dan Abramowicz, wr (420)Xavier (Ohio)
17b.	Billy Bob Stewart, lb (438)SMU (choice acquired from Baltimore)
17c.	Jim Walker, s (445)Providence

1968

Held January 30-31, 1968

1a.	traded to Green Bay
1b.	Kevin Hardy, de (7)Notre Dame (choice acquired from Minnesota)
2.	choice to Los Angeles for joining scouting combine
3.	Dave Szmakowski, wr (59)West Texas State
4a.	Willie Crittendon, dt (85)Tulsa
4b.	Dan Sartin, g (103)Mississippi
5.	Ronnie Lee South, qb (115)Arkansas
6.	traded to San Francisco
7a.	Ray Phillips, g (169)Michigan (choice acquired from Detroit)
7b.	Eugene Howard, cb (175)Langston
8.	Dick Swatland, g (195)Notre Dame
9.	Joe Blake, g (223)Tulsa
10.	Doug Robinson, s (254)Iowa State
11.	Bennie Blocker, rb (276)South Carolina State
12.	John Beck, cb (303)San Diego State
13.	Kayo Trepanier, t (331)Montana State
14.	Herbert Covington, rb (359)Memphis State
15.	Wilmer Cooks, rb (359)Colorado
16.	Elie Ghattas, g (411)Ball State
17.	Jim Ferguson, lb (439)USC

1969

Held January 28-29, 1969

1a.	traded to San Francisco
1b.	John Shinner, g (17)Xavier (Ohio) (choice acquired from Minnesota)
2a.	traded to Baltimore
2b.	Richard Neal, de (45)Southern (choice acquired from St. Louis)
3.	traded to Detroit
4a.	Dennis Hale, s (85)Minnesota
4b.	Bob Hudspeth, t (102)Southern Illinois (choice acquired from Dallas)
5a.	Tony Kyasky, s (111)Syracuse
5b.	Keith Christensen, t (117)Kansas (choice acquired from New York Giants)
6.	Bob Miller, te (138)USC

(1969 cont.)

- 7. traded to Baltimore
- 8. Jim Lawrence, wr (189).....USC
- 9. Joe Owens, lb (215).....Alcorn State
- 10. McKinley Reynolds, rb (241).....Hawaii
- 11. Tommy Morel, wr (267).....LSU
- 12. Tom Broadhead, rb (293).....Santa Barbara State
- 13. Joe Robillard, cb (319).....Linfield (Oregon)
- 14. Gary Loyd, p (345).....California Lutheran
- 15. Bill Waller, wr (371).....Xavier (Ohio)
- 16. Edd Hargett, qb (397).....Texas A&M
- 17. Chico Kurzawski, s (423).....Northwestern

1970

Held January 27-28, 1970

- 1. Ken Burrough, wr (10).....Texas Southern
- 2. traded to Cleveland
- 3. Clovis Swinney, de (62).....Arkansas State
- 4. Delles Howell, cb (88).....Grambling
- 5a. Glenn Cannon, s (106).....Mississippi
(choice acquired from Chicago)
- 5b. traded to Washington
- 5c. Steve Ramsey, qb (126).....North Texas State
(choice acquired from Los Angeles)
- 6. Mel Easley, cb (140).....Oregon State
- 7. Lon Woodard, de (166).....San Diego State
- 8. Lawrence Estes, de (192).....Alcorn State
- 9. Jim Otis, rb (218).....Ohio State
- 10. Jim Brumfield, rb (244).....Indiana State
- 11. Gary Klahr, lb (270).....Arizona
- 12. Willie Davenport, cb (296).....Southern
- 13. Ralph Miller, te (322).....Alabama State
(selection was declared ineligible by NFL)
- 14. Doug Sutherland, de (348).....Wisconsin-Superior
- 15. Jim Vest, de (374).....Washington State
- 16. Cliff Gasper, dt (400).....Grambling
- 17. Doug Wyatt, s (426).....Tulsa

1971

Held January 28-29, 1971

- 1. Archie Manning, qb (2).....Mississippi
- 2a. traded to Chicago
- 2b. Sam Holden, t (31).....Grambling
(choice acquired from Houston)
- 3. Bivian Lee, cb (54).....Prairie View
- 4a. traded to Dallas
- 4b. Carlos Bell, te (82).....Houston
- 4c. Wimpy Winther, c (88).....Mississippi
(choice acquired from Washington)
- 4d. D'artagnan Martin, cb (91).....Kentucky State
- 4e. Don Morrison, t (98).....Texas-Arlington
- 5. traded to Pittsburgh
- 6. Don Morehead, rb (132).....Michigan
- 7a. Larry DiNardo, g (158).....Notre Dame
- 7b. Bob Newland, wr (172).....Oregon
(choice acquired from Kansas City)
- 8a. traded to Pittsburgh
- 8b. James Elder, cb (194).....Southern
(choice acquired from Washington)
- 8c. Bob Gresham, rb (201).....West Virginia
(choice acquired from Oakland)
- 9. Tom Williams, s (210).....Williamette
- 10. Rocky Pamplin, rb (239).....Hawaii
(choice acquired from Philadelphia)
- 11. Bob Pollard, de (262).....Weber State
- 12. Ron Gathright, cb (288).....Morehead State
- 13. Don Burchfield, te (314).....Ball State
- 14. Bobby Scott, qb (340).....Tennessee
- 15. Bart Graves, de (366).....Tulane
- 16. Craig Robinson, t (392).....Houston
- 17. Hermann Eban, wr (428).....Oklahoma State
(choice acquired from Washington)

1972

Held February 1-2, 1972

- 1. Royce Smith, g (8).....Georgia
- 2a. Willie Hall, lb (31).....USC

- (choice acquired from Houston)
- 2b. traded to Oakland
- 3a. Bob Kuziel, c (60).....Pittsburgh
- 3b. Tom Myers, s (74).....Syracuse
(choice from Baltimore through Oakland)
- 4a. Mike Crangle, de (85).....Tennessee-Martin
- 4b. Joe Federspiel, lb (99).....Kentucky
(choice acquired from Washington through Los Angeles Rams and Philadelphia)
- 4c. Mike Coleman, de (101).....Knoxville College
(choice acquired from Kansas City)
- 5a. Bill Butler, rb (111).....Kansas State
(choice acquired from Green Bay)
- 5b. Carl Johnson, t (112).....Nebraska
- 5c. Bob Davies, s (126).....South Carolina
(choice acquired from Baltimore)
- 6a. Wayne Dorton, g (137).....Arkansas State
- 6b. Curt Watson, rb (150).....Tennessee
(choice acquired from Oakland)
- 7. Ernie Jackson, cb (164).....Duke
- 8. Ron Vinson, wr (189).....Abilene Christian
- 9. Kent Bransletter, dt (216).....Houston
- 10. Andy Kupp, g (241).....Idaho
- 11. Paul Dongieux, lb (267).....Mississippi
- 12. Steve Lockhart, te (293).....Arkansas State
- 13. Cephus Weatherspoon, wr (320).....Ft. Lewis
- 14. Steve Barrios, wr (345).....Tulane
- 15. Rusty Lachaussee, qb (372).....Tulane
- 16. Joe Balthrop, g (397).....Tennessee
- 17. Dick Graham, wr (424).....Oklahoma State

1973

Held January 30-31, 1973

- 1. traded to Baltimore
- 2a. Derland Moore, de (29).....Oklahoma
- 2b. Steve Baumgartner, de (51).....Purdue
(choice acquired from Washington through New York Jets)
- 3a. traded to Washington
- 3b. Pete Van Valkenburg, rb (66).....Brigham Young
(choice acquired from New York Jets)
- 4a. traded to Detroit
- 4b. Jim Merlo, lb (86).....Stanford
(choice acquired from Baltimore)
- 5. traded to Denver
- 6a. traded to Washington
- 6b. Marty Shuford, rb (134).....Arizona
(choice from New England)
- 7. Billy Cahill, s (158).....Washington
- 8a. Bob Peterson, g (185).....Utah
- 8b. Doug Winslow, wr (207).....Drake
(choice acquired from Washington)
- 9. Mike Fink, cb (210).....Missouri
- 10. Jeff Horsley, rb (237).....North Carolina Central
- 11. James Owens, rb (262).....Auburn
- 12. Paul Orndorff, te (289).....Tampa
- 13. Richard Watkins, dt (314).....Weber State
- 14. Paul Fersen, t (341).....Georgia
- 15. Mike Evenson, c (366).....North Dakota State
- 16. Howard Stevens, rb (392).....Louisville
- 17. Bobby Garner, te (418).....Winston-Salem

1974

Held January 29-30, 1974

- 1. Rick Middleton, lb (13).....Ohio State
(swapped #1 choices from Detroit)
- 2. Paul Seal, te (36).....Michigan
- 3. traded to Cincinnati
- 4a. traded to Minnesota
- 4b. Rod McNeil, rb (88).....USC
(choice acquired from San Francisco)
- 5a. Joel Parker, wr (113).....Florida
(choice acquired from San Francisco)
- 5b. traded to Cincinnati
- 5c. Terry Schmidt, cb (121).....Ball State
(choice acquired from Atlanta)

- 6. traded to Detroit
- 7. traded to Miami
- 8a. traded to New York Jets
- 8b. Alvin Maxson, rb (201).....SMU
(choice acquired from Oakland)
- 9. Phil LaPorta, t (217).....Penn State
- 10a. Frosty Anderson, wr (235).....Nebraska
(choice acquired from Houston)
- 10b. Tommy Thibodeaux, g (242).....Tulane
- 11. Kent Merritt, wr (270).....Virginia
- 12. James Buckmon, de (295).....Pittsburgh
- 13. Mike Truax, lb (320).....TCU
- 14. Kent Marshall, s (348).....Tulane
- 15. Larry Cipa, qb (373).....Michigan
- 16. Don Coleman, lb (398).....Michigan
- 17. Marvin Williams, wr (426).....Western Illinois

1975

Held January 28-29, 1975

- 1a. Larry Burton, wr (7).....Purdue
- 1b. Kurt Schumacher, g (12).....Ohio State
(choice acquired from Jets for Billy Newsome)
- 2. Lee Gross, c (32).....Auburn
- 3a. Andrew Jones, rb (60).....Washington State
- 3b. Elois Grooms, de (63).....Tennessee Tech
(choice acquired from Detroit through Minnesota)
- 4a. traded to San Francisco
- 4b. John Starkebaum, s (92).....Nebraska
(choice acquired from Philadelphia)
- 4c. Charles Hall, de (99).....Tulane
(choice acquired from St. Louis)
- 5. traded to Chicago
- 6a. traded to Detroit
- 6b. Mike Lemon, lb (149).....Kansas
(choice acquired from Buffalo)
- 7. Steve Rogers, rb (163).....LSU
- 8. traded to St. Louis
- 9. Mike Strachan, rb (216).....Iowa State
- 10. Chuck Heater, rb (241).....Michigan
- 11. Danny Lee, p (266).....N.E. Louisiana
- 12. Ron Gustafson, wr (294).....North Dakota State
- 13. Jim Upchurch, rb (319).....Arizona
- 14. Randy Rhino, cb (343).....Georgia Tech
- 15. Grant Burget, rb (372).....Oklahoma
- 16. Mike McDonald, lb (397).....Catawba
- 17. Greg Westbrook, lb (422).....Colorado

1976

Held April 8-9, 1976

- 1. Chuck Muncie, rb (3).....California
- 2. Tony Galbreath, rb (32).....Missouri
- 3a. traded to San Francisco
- 3b. Bob Simmons, t (77).....Texas
(choice acquired from Washington through San Diego)
- 4. Tinker Owens, wr (95).....Oklahoma
- 5. Scott Parrish, t (127).....Utah State
- 6. Terry Stevie, g (160).....Wisconsin
- 7a. traded to Miami
- 7b. Ed Bauer, g (201).....Notre Dame
(choice acquired from Baltimore through Chicago and Oakland)
- 8. Craig Cassidy, s (213).....Ohio State
- 9. Warren Peiffer, dt (240).....Iowa
- 10. Junior Hardin, lb (269).....Eastern Kentucky
- 11. Greg Kokal, qb (294).....Kent State
- 12. Milton Butts, t (323).....North Carolina State
- 13. Kenny Downing, s (350).....Missouri
- 14. Rich Hucke, de (379).....Western Montana
- 15. Steve Seminoff, dt (406).....Wichita State
- 16. Gene Jones, t (435).....Bowling Green
- 17. Scott MacDonald, dt (462).....West Virginia

1977

Held May 3-4, 1977

- 1. Joe Campbell, de (7).....Maryland
- 2. Mike Fultz, dt (34).....Nebraska
- 3. Robert Watts, lb (64).....Boston College

- 4. traded to Los Angeles for LB Ken Borden
- 5a. Dave Lafary, t (118).....Purdue
- 5b. Dave Hubbard, t (136).....Brigham Young
(choice acquired from Baltimore)
- 6a. Cliff Parsley, p (147).....Oklahoma State
- 6b. Tom Schick, g (162).....Maryland
(choice acquired from Los Angeles)
- 7. Greg Boykin, rb (174).....Northwestern
- 8. Jimmy Stewart, s (201).....Tulsa
- 9. Dave Knowles, t (231).....Indiana
- 10. Rafael Septien, k (258).....S.W. Louisiana
- 11. John Blain, t (285).....San Jose State
- 12. Oakley Dalton, dt (315).....Jackson State

1978

Held May 2-3, 1978

- 1. Wes Chandler, wr (3).....Florida
- 2. James Taylor, t (33).....Missouri
- 3. Barry Bennett, dt (60).....Concordia (Minn.)
- 4. Don Schwartz, s (87).....Washington State
- 5. Eric Felton, cb (115).....Texas Tech
- 6a. Mike Rieker, qb (141).....Lehigh
- 6b. Francis Chesley, lb (157).....Wyoming
(choice acquired from Washington through Houston)
- 7. traded to New York Jets for de Richard Neal
- 8. Brooks Williams, te (199).....North Carolina
- 9. Richard Carter, cb (226).....North Carolina State
- 10. traded to New York Giants for lb Pat Hughes
- 11a. Nathan Besant, dt (283).....Southern
- 11b. David Riley, rb (285).....West Virginia
(choice acquired from Seattle)
- 12. Larry Hardy, te (309).....Jackson State

1979

Held May 3-4, 1979

- 1. Russell Erxleben, k-p (11).....Texas
- 2. Reggie Mathis, lb (38).....Oklahoma
- 3. traded to Miami as compensation for signing DE Don Reese
- 4. Jim Kovach, lb (93).....Kentucky
- 5. Harlan Huckleby, rb (120).....Michigan
- 6. Ricky Ray, cb (146).....Norfolk State
- 7. Stan Sysma, lb (176).....Minnesota
- 8. Doug Panfil, g (202).....Tulsa
- 9. traded to Kansas City for dt Keith Simons
- 10. traded to Oakland for LB Floyd Rice
- 11. David Hall, wr (285).....Missouri-Rolla
- 12. Kelsey Finch, rb (311).....Tennessee

1980

Held April 29-30, 1980

- 1. Stan Brock, t (12).....Colorado
- 2. David Waymer, cb (41).....Notre Dame
- 3. traded to Minnesota for T Steve Riley
- 4. Mike Jolly, cb (96).....Michigan
- 5. traded to Minnesota for T Steve Riley
- 6. Lester Boyd, lb (150).....Kentucky
- 7. Mike Morucci, rb (177).....Bloomsburg State
- 8. Chuck Evans, lb (206).....Stanford
- 9. Frank Mordica, rb (233).....Vanderbilt
- 10. Tanya Webb, de (262).....Michigan State
- 11. George Woodard, rb (289).....Texas A&M
- 12. Kiser Lewis, lb (318).....Florida A&M

1981

Held April 28-29, 1981

- 1. George Rogers, rb (1).....South Carolina
- 1. Dave Wilson, qb.....Illinois
(Supplemental '81 draft choice)
- 2a. Russell Gary, s (29).....Nebraska
- 2b. Rickey Jackson, lb (51).....Pittsburgh
(choice acquired from San Diego)
- 3a. Frank Warren, de (57).....Auburn
- 3b. Hoby Brenner, te (71).....USC
(choice acquired from Minnesota)

(1981 cont.)

4. traded to Miami for qb Guy Benjamin
- 5a. Louis Oubre, g (112)Oklahoma
- 5b. Jerry Boyarsky, nt (128)Pittsburgh
(choice acquired from Minnesota)
- 6a. Nat Hudson, g (139)Georgia
- 6b. Johnnie Poe, cb (144)Missouri
(choice acquired from Tampa Bay)
- 6c. Glen Redd, lb (166)Brigham Young
(choice acquired from Oakland)
7. Kevin Williams, wr (167)USC
- 8a. traded to New England for g Sam Adams
- 8b. Gene Gladys, lb (214)Penn State
(choice acquired from Buffalo)
- 8c. Kevin Evans, s (215)Arkansas
(choice acquired from San Diego)
9. Toussaint Tyler, rb (222)Washington
10. Hokie Gajan, rb (249)LSU
11. Lester Mickens, wr (277)Kansas
12. Jim Wilks, dt (305)San Diego State

1982

Held April 27-28, 1982

- 1a. choice exercised in 1981 supplemental draft for QB Dave Wilson
- 1b. Lindsay Scott, wr (13)Georgia
(choice acquired from Green Bay through San Diego)
2. Brad Edelman, c (30)Missouri
- 3a. Rodney Lewis, cb (58)Nebraska
- 3b. Eugene Goodlow, wr (66)Kansas State
(choice acquired from Minnesota)
- 3c. Kenny Duckett, wr (68)Wake Forest
(choice acquired from Washington)
- 3d. John Krimm, s (76)Notre Dame
(choice acquired from San Diego)
4. Morten Andersen, k (86)Michigan State
5. Tony Elliott, nt (114)North Texas State
6. Marvin Lewis, rb (142)Tulane
7. To Miami for qb Guy Benjamin
- 8a. Chuck Slaughter, t (198)South Carolina
- 8b. traded to Washington
9. traded to Washington
10. traded to Washington
11. traded to Washington
12. traded to Washington

1983

Held April 26-27, 1983

1. traded to Green Bay for de Bruce Clark
2. Steve Korte, g (38)Arkansas
- 3a. John Tice, te (85)Maryland
- 3b. Cliff Austin, rb (86)Clemson
(choice acquired from Buffalo through St. Louis)
4. Gary Lewis, dt (98)Oklahoma State
traded to Denver
5. to Cincinnati for te Don Bass
6. to Kansas City for lb Whitney Paul
8. David Greenwood, s (206)Wisconsin
9. traded to New England
10. traded to New England
11. traded to New England
12. traded to New England

1984

Held May 1-2, 1984

1. traded to New York Jets for qb Richard Todd
2. James Geathers, dt (42)Wichita State
- 3a. Terry Hoage, s (68)Georgia
(choice acquired from Buffalo)
- 3b. Tyrone Anthony, rb (69)North Carolina
- 4a. to Denver for g Kelvin Clark
- 4b. Joel Hilgenberg, c (97)Iowa
(choice acquired from New England)
5. Jitter Fields, cb (123)Texas
6. Don Thorp, nt (156)Illinois
7. traded to Raiders for past consideration

8. Clemon Terrell, rb (210)Southern Mississippi
9. Brian Hansen, p (237)Sioux Falls College
10. Paul David Gray, lb (264)Western Kentucky
11. Michel Bourgeau, de (291)Boise State
12. Byron Nelson, t (324)Arizona

1984 USFL SUPPLEMENTAL DRAFT

Held June 5, 1984

A supplemental draft was held for those players who had been eligible to be drafted by NFL teams, but who hadn't been drafted due to contracts with other professional leagues (USFL or CFL). The draft gave NFL teams the league rights to the players should they ever become free agents (through May 1, 1988).

1. Vaughn Johnson, lb (15)North Carolina State
(Jacksonville Bulls)
2. Mel Gray, rb (42)Purdue
(Los Angeles Express)
3. Steve Bearden, lb (69)Vanderbilt
(Memphis Showboats)

1985

Held April 30-May 1, 1985

- 1a. traded to Houston for rb Earl Campbell
- 1b. Alvin Toles, lb (24)Tennessee
(choice acquired from Washington)
2. Daren Gilbert, t (38)Cal State-Fullerton
3. Jack Del Rio, lb (68)USC
4. Billy Allen, s (95)Florida State
5. To Washington in George Rogers trade
6. to Atlanta for te Junior Miller
7. Eric Martin, wr (179)LSU
8. Joe Kohlbrand, lb (206)Miami
9. Earl Johnson, cb (236)South Carolina
10. To Washington in George Rogers trade
11. To Washington in George Rogers trade
12. Treg Songy, s (320)Tulane

1986

Held April 29-30, 1986

- 1a. traded to Indianapolis
- 1b. Jim Dombrowski, t (6)Virginia
(choice acquired from Indianapolis)
(swapped first-round picks with Indianapolis)
2. Dalton Hilliard, rb (31)LSU
- 3a. Rueben Mayes, rb (57)Washington State
(choice acquired from Tampa Bay)
- 3b. Pat Swilling, lb (60)Georgia Tech
(choice acquired from Indianapolis)
- 3c. Barry Word, rb (62)Virginia
4. Kelvin Edwards, wr (88)Liberty Baptist
5. Reggie Sutton, cb (115)Miami
6. Robert Thompson, wr (142)Youngstown State
7. Gill Fenerty, rb (173)Holy Cross
8. Filipo Mokofisi, lb (200)Utah
9. Merlon Jones, lb (226)Florida A&M
10. Jonathan Dumbauld, de (253)Kentucky
11. Patrick Swoopes, nt (284)Mississippi State
12. Sebastian Brown, wr (311)Bethune-Cookman

1987

Held April 28-29, 1987

1. Shawn Knight, de (11)Brigham Young
2. Lonzell Hill, wr (40)Washington
3. Michael Adams, cb (67)Arkansas State
4. Steve Trapilo, g (96)Boston College
5. Milton Mack, cb (123)Alcorn State
6. Thomas Henley, wr (152)Stanford
7. Gene Atkins, s (179)Florida A&M
8. Toi Cook, cb (207)Stanford
9. Scott Leach, lb (234)Ohio State
10. Robert Clark, wr (263)North Carolina Central
11. Arthur Wells, te (290)Grambling
12. Tyrone Sorrells, g (319)Georgia Tech

1988

Held April 24-25, 1988

1. Craig Heyward, fb (24)Pittsburgh
2. Brett Perriman, wr (52)Miami
- 3a. traded to Denver
- 3b. Tony Stephens, nt (81)Clemson
(choice acquired from Denver)
4. Lydell Carr, fb (106)Oklahoma
- 5a. Greg Scales, te (112)Wake Forest
(from Kansas City for LB Jack Del Rio)
- 5b. Keith Taylor, cb (134)Illinois
6. Bob Sims, g (162)Florida
7. Brian Forde, lb (190)Washington St.
8. Glenn Derby, t (218)Wisconsin
9. Clarence Nunn, cb (246)San Diego St.
- 10a. Todd Santos, qb (274)San Diego St.
- 10b. Vincent Fizer, lb (276)Southern
(choice acquired from Denver)
11. Gary Couch, wr (302)Minnesota
12. Paul Jurgensen, lb (330)Georgia Tech

1989

Held April 23-24, 1989

1. Wayne Martin, de (19)Arkansas
2. Robert Massey, cb (46)North Carolina Central
3. Kim Phillips, cb (79)North Texas St.
4. Michael Mayes, cb (106)LSU
5. Kevin Haverdink, t (133)Western Michigan
6. Floyd Turner, wr (159)Northwestern (La.) St.
7. David Griggs, lb (186)Virginia
8. Fred Hadley, wr (213)Mississippi St.
9. Jerry Leggett, lb (246)Cal State-Fullerton
10. Joe Henderson, rb (273)Iowa St.
11. Calvin Nicholson, cb (300)Oregon St.
12. Michael Cadore, wr (327)Eastern Kentucky

1990

Held April 22-23, 1990

1. Renaldo Turnbull, de (14)West Virginia
2. Vince Buck, cb (44)Central State (Ohio)
3. Joel Smeenge, de (71)Western Michigan
4. DeMond Winston, lb (98)Vanderbilt
5. Charles Arbuckle, te (125)UCLA
- 6a. Mike Buck, qb (156)Maine
- 6b. James Williams, lb (158)Mississippi St.
(choice acquired from Minnesota through Dallas and Raiders)
7. Scott Hough, g/t (183)Maine
- 8a. Gerry Gdowski, qb (207)Nebraska
(choice acquired from Raiders)
- 8b. Derrick Carr, de (210)Bowling Green
- 9a. Broderick Graves, rb (233)Winston-Salem State
(choice acquired from Raiders)
- 9b. Lonnie Brockman, lb (236)West Virginia
- 10a. Gary Cooper, wr (260)Clemson
(choice acquired from Raiders)
- 10b. Ernest Spears, s (267)USC
- 11a. Webbie Burnett, nt (287)Western Kentucky
(choice acquired from Raiders)
- 11b. To Philadelphia for rb Bobby Morse
12. Chris Port, t (320)Duke

1991

Held April 21-22, 1991

1. To Dallas for QB Steve Walsh
2. Wesley Carroll, wr (42)Miami (Fla.)
3. To Dallas for QB Steve Walsh
4. To Raiders for #6, 8, 9, 10, 11 in 1990
5. Reggie Jones, cb (126)Memphis St.
6. Fred McAfee, rb (154)Mississippi College
7. Hayward Haynes, g (182)Florida St.
8. Frank Wainright, te (210)Northern Colorado
9. Anthony Wallace, rb (237)California
10. To Tampa Bay for Robert Goff
11. Scott Ross, lb (293)USC
12. Mark Drabczak, g (321)Minnesota

1992

Held April 26-27, 1992

1. Vaughn Dunbar, rb (21)Indiana
2. To Dallas for Steve Walsh
- 3a. Tyrone Legette, cb (72)Nebraska
(choice acquired from Raiders through Tampa Bay)
- 3b. traded to Tampa Bay
- 4a. Gene McGuire, c (95)Notre Dame
(choice acquired from Seattle for RB Rueben Mayes)
- 4b. Sean Lumpkin, s (106)Minnesota
- 5a. To Houston for RB Allen Pinkett
- 5b. Torrance Small, wr (138)Alcorn St.
(choice acquired from Detroit for WR Brett Perriman)
6. Kary Vincent, cb (164)Texas A&M
7. To Raiders for S Vencie Glenn
8. Robert Stewart, nt (218)Alabama
9. Donald Jones, lb (245)Washington
10. Marcus Dowdell, wr (276)Tennessee St.
11. Mike Gisler, g (303)Houston
12. Scott Adell, t (330)North Carolina St.

1993

Held April 25-26, 1993

- 1a. William Roof, t (8)Louisiana Tech
(choice acquired from Detroit for LB Pat Swilling)
- 1b. Irv Smith, te (20)Notre Dame
(choice acquired from Phoenix through San Francisco in exchange of 1st-round picks)
2. Reggie Freeman, lb (53)Florida St.
3. To San Francisco as part of swap of first-round picks
- 4a. Lorenzo Neal, fb (89)Fresno St.
(choice acquired from Detroit for LB Pat Swilling)
- 4b. Derek Brown, rb (109)Nebraska
5. Tyrone Hughes, cb (137)Nebraska
6. Ronnie Dixon, nt (165)Cincinnati
7. Othello Henderson, s (193)UCLA
8. Jon Kirksey, nt (221)Cal St. - Sacramento

1994

Held April 24-25, 1994

- 1a. traded to New York Jets (12)
(swapped first-round picks with N.Y. Jets)
- 1b. Joe Johnson, de (13)Louisville
(choice acquired from New York Jets)
2. Mario Bates, rb (44)Arizona St.
3. Winfred Tubbs, lb (79)Texas
4. Doug Nussmeier, qb (116)Idaho
- 5a. Herman Carroll, de (142)Mississippi St.
- 5b. Craig Novitsky, g (143)UCLA
(choice acquired from N.Y. Jets in above trade)
6. Derrell Mitchell, wr (176)Texas Tech
7. Lance Lundberg, t (213)Nebraska

1995

Held April 22-23, 1995

1. Mark Fields, lb (13)Washington St.
2. Ray Zellars, fb (44)Notre Dame
3. Mike Verstegen, t (75)Wisconsin
4. Demeian Jeffries, de (108)Alabama
5. William Strong, cb (148)North Carolina St.
6. Lee DeRamus, wr (184)Wisconsin
- 7a. To Rams for QB Jim Everett
- 7b. Travis Davis, s (242)Notre Dame
(Compensatory)

1996

Held April 20-12, 1996

1. Alex Molden, cb (11)Oregon
2. Je'Rod Cherry, cb (40)California
3. Brady Smith, de (70)Colorado St.
4. Ricky Whittle, rb (103)Oregon
- 5a. Mercury Hayes, wr (136)Michigan
(from Baltimore for cb Reginald Jones)
- 5b. Tom Ackerman, rb (145)Eastern Washington
- 5c. Terry Guess, wr (165)Gardner-Webb
(Compensatory)

(1996 cont.)

- 6a. Keno Hills, t (179).....Southwestern Louisiana
 6b. Toderick Malone, wr (204).....Alabama
 (Compensatory)
 7a. To Oakland for DT Willie Broughton
 7b. Henry Lusk, te (240).....Utah
 (Compensatory)

1997

Held April 19-20, 1997

- 1a. Traded to Oakland for #10, #39, #107, WR Daryl Hobbs (2)
 1b. Chris Naeole, g (10).....Colorado
 (choice acquired from Oakland for #2, #166)
 2a. Rob Kelly, s (33).....Ohio St.
 2b. Jared Tomich, de (39).....Nebraska
 (choice acquired from Oakland for #2, #166)
 3. Troy Davis, rb (62).....Iowa St.
 4a. Danny Wuerffel, qb (99).....Florida
 4b. To Houston for #116, #165 (from Oakland for #2, #166)
 4c. Keith Poole, wr (116).....Arizona St.
 (choice acquired from Kansas City through Houston)
 5. To Washington for QB Heath Shuler (132)
 6a. Nicky Savoie, te (165).....LSU
 (From Atlanta through Houston)
 6b. Traded to Oakland for #10, #39, #107, WR Daryl Hobbs (166)
 7. Traded to Oakland for DT Austin Robbins (203)

1998

Held April 18-19, 1998

1. Kyle Turley, t (7).....San Diego St.
 2. Cameron Cleeland, te (40).....Washington
 3. To Washington for QB Heath Shuler (69)
 4a. Fred Weary, cb (97).....Florida
 (choice acquired from Oakland for CB Eric Allen)
 4b. Julian Pittman, de (99).....Florida St.
 5. Wilmont Perry, rb (132).....Livingstone
 6. Chris Bordano, lb (161).....SMU
 7a. To Carolina for S Chad Cota (196)
 7b. Andy McCullough, wr (204).....Tennessee
 (choice acquired from Seattle for WR Daryl Hobbs)
 7c. Ron Warner, lb (239).....Kansas
 (Compensatory)

1999

Held April 17-18, 1999

- 1a. Ricky Williams, rb (5).....Texas
 (choice acquired from Washington for 1st (12), 3rd (71), 4th (107), 5th (144), 6th (179) and 7th (218) round draft choices and 1st and 3rd in 2000 NFL Draft)
 1b. To Washington Redskins (12)
 2. To St. Louis Rams for WR Eddie Kennison (no. 41)
 3. To Washington Redskins (71)
 4. To Washington Redskins (107)
 5. To Washington Redskins (144)
 6. To Washington Redskins (179)
 7. To Washington Redskins (218)

2000

Held April 15-16, 2000

1. Traded to Washington for #5 in 1999 (2)
 2. Darren Howard, de (33).....Kansas State
 3 Traded to Washington for #5 in 1999 (64)
 4 Terrelle Smith, fb (96).....Arizona State
 5a. Tutan Reyes, t (131).....Mississippi
 5b. From Chicago for wr Eddie Kennison to Indianapolis for #5, #158 and #6, #195
 5c. Austin Wheatley te (158).....Iowa
 (choice acquired from Indianapolis with #195 for #138)
 5d. Chad Morton, rb (166).....USC
 (Compensatory)
 6a. Marc Bulger, qb (168).....West Virginia
 6b. Michael Hawthorne, cb (195).....Purdue
 (choice acquired from Indianapolis with #158 for #138)
 6c. Sherrod Gideon wr (200).....Southern Mississippi
 (Compensatory)
 7a. To Kansas City in exchange for defensive coordinator Ron Zook (208)
 7b. Kevin Houser, fb (228).....Ohio State
 (choice acquired from Kansas City along with defensive coordinator Ron Zook for #208)

SAINTS DRAFT BY POSITION/COLLEGE

In 34 college drafts (1967-2000), the Saints have selected 443 players from 156 different colleges and universities.

BY POSITIONS: 69 running backs, 55 linebackers, 54 wide receivers, 48 cornerbacks, 36 tackles, 35 guards, 34 defensive ends, 32 safeties, 25 tight ends, 24 defensive tackles, 16 quarterbacks, 9 centers, 5 punters, and 3 kickers.

BY COLLEGE: 12 from Nebraska and Southern California, 10 from Notre Dame, 8 from Michigan, Missouri, Oklahoma, and *Tulane, 7 from Florida, **LSU, Ohio State and Tennessee, 6 from Colorado, #Mississippi, San Diego State, Washington State and West Virginia, and 5 from Florida State, Georgia, Houston, Kansas, Minnesota, ##Mississippi State, North Carolina State, Pittsburgh, Purdue, ***Southern, Texas, Tulsa, Virginia, Washington and Wisconsin.

*Bart Graves (1971), Steve Barrios (1972), Rusty Lachaussee (1972), Tommy Thibodaux (1974), Mike Truax (1974), Charles Hall (1975), Marvin Lewis (1982), Trey Songy (1985).

**Tommy Morel (1969), Steve Rogers (1975), Hokie Gajan (1981), Eric Martin (1985), Dalton Hilliard (1986), Michael Maye (1989), and Nicky Savoie (1997).

***Richard Neal (1969), Willie Davenport (1970), James Elder (1971), Nathan Besaint (1978), Vincent Fizer (1988).

#Dan Sartin (1968), Glenn Cannon (1970), Archie Manning (1971), Wimpy Wither (1971), Paul Dongieux (1972), Tutan Reyes (2000).

##Marcus Rhoden (1967), Patrick Swoopes (1986), Fred Hadley (1989), James Williams (1990), Herman Carroll (1994).

NATIONAL HONORS RECEIVED BY SAINTS**PRO FOOTBALL HALL OF FAME**

- 1976 - Jim Taylor
 1982 - Doug Atkins
 1995 - Jim Finks, General Manager

PAST AWARDS**PFW/PFWA**

- 1981 - George Rogers, Offensive Rookie of the Year
 1986 - Morten Andersen, Golden Toe
 1986 - Rueben Mayes, Offensive Rookie of the Year
 1987 - Jim Mora, Coach of the Year

UPI NFC OFFENSIVE MVP/PLAYER OF THE YEAR

- 1979 - Archie Manning

UPI/Sporting News NFC MVP/Player of the Year

- 1979 - Archie Manning

PFW/PFWA/Sporting News Rookie of the Year

- 1981 - George Rogers
 1986 - Rueben Mayes (also Newspaper Enterprise Association)

UPI NFC Rookie of the Year

- 1981 - George Rogers

AP/PFW Offensive Rookie of the Year

- 1981 - George Rogers
 1986 - Rueben Mayes

AP/Sporting News/Pro Football Weekly Coach of the Year

- 1987 - Jim Mora

PFWA/UPI NFC Coach of the Year

- 1987 - Jim Mora

SPORTING NEWS EXECUTIVE OF THE YEAR

- 1987 - Jim Finks, NFL Executive of the Year

ALL-PRO TEAMS**ALL-NFL**

(1970 was the first year that players from both conferences were included on the same team)

1967 - CB Dave Whitsell - 1st team, NFC - Sporting News; 2nd team, ALL-NFL - AP, UPI

1968 - DE Doug Atkins - 1st team, NFC - Sporting News; 2nd team, ALL-NFL - AP, Newspaper Enterprise Assoc.)

1969 - WR Danny Abramowicz - 1st team, NFC - Sporting News; tied - AP; 2nd team - UPI, NY Daily News
 K Tom Dempsey - 1st team, NFC - Sporting News

1970 - P Julian Fagan - 1st team, NFC - AP, Sporting News

1978 - TE Henry Childs - 2nd team, NFC - UPI
 QB Archie Manning - 1st team, NFC - UPI, Sporting News

- 1979** - WR Wes Chandler - 2nd team, NFC - UPI
TE Henry Childs - 1st team NFC - Pro Football Weekly; 2nd team - UPI
G Conrad Dobler - 2nd team, NFC - UPI
RB Chuck Muncie - 2nd team, NFC - UPI
S Tommy Myers - 1st team, NFL - Pro Football Weekly; 1st team, NFC - UPI, Pro Football Weekly
- 1980** - KR Rich Mauti - 1st team, NFC - Pro Football Weekly (specialist - kick returner)
- 1981** - RB George Rogers - 1st team, NFL - AP, Sporting News; 2nd team, NFL - Newspaper Enterprise Assoc.; 1st team, NFC - UPI
- 1982** - RB George Rogers - 2nd team, NFC - UPI
- 1983** - ILB Jim Kovach - 2nd team, NFC - UPI
OLB Rickey Jackson - 1st team, NFC - Pro Football Weekly
CB Johnnie Poe - 2nd team, NFL - Newspaper Enterprise Assoc.; 1st team, NFC - UPI
S Russell Gary - 1st team, NFC - UPI
- 1984** - OLB Rickey Jackson - 2nd team, NFL - AP, Newspaper Enterprise Assoc., 1st team, NFC - UPI, Pro Football Weekly
P Brian Hansen - 2nd team, NFC - UPI
- 1985** - OLB Rickey Jackson - 2nd team, NFL - AP; 2nd team, NFC - UPI
K Morten Andersen - 1st team, NFL - Sporting News; 2nd team, NFL - AP; 1st team, NFC - UPI
- 1986** - RB Rueben Mayes - 2nd team, NFC - UPI
OLB Rickey Jackson - 1st team, NFL - Newspaper Enterprise Assoc.; 2nd team, NFL - AP; 2nd team, NFC - UPI
K Morten Andersen - 1st team, NFL - AP, PFWA, Newspaper Enterprise Assoc., Sporting News, Pro Football Weekly; 1st team, NFC - UPI, Pro Football Weekly
KR Mel Gray - 1st team, NFL - Sporting News (specialist - kick returner)
- 1987** - G Brad Edelman - 2nd team, NFC - UPI
RB Rueben Mayes - 1st team, NFC - UPI
DE Bruce Clark - 2nd team, NFL - Newspaper Enterprise Assoc.
ILB Vaughan Johnson - 1st team, NFC - UPI, Pro Football Weekly
OLB Rickey Jackson - 1st team, NFL - Newspaper Enterprise Assoc., Sporting News
OLB Pat Swilling - 1st team, NFC - UPI
CB Dave Waymer - 2nd team, NFL - AP; 1st team, NFC - UPI
K Morten Andersen - 1st team, NFL - AP, PFWA, Newspaper Enterprise Assoc., Sporting News, Pro Football Weekly; 1st team, NFC - UPI, Pro Football Weekly
KR Mel Gray - 1st team, NFL - PFWA, Sporting News, Pro Football Weekly; 1st team, NFC - Pro Football Weekly (all selections as a punt return specialist)
- 1988** - ILB Vaughan Johnson - 1st team, NFL - Newspaper Enterprise Assoc.; 1st team, NFC - UPI, Pro Football Weekly
K Morten Andersen - 2nd team, NFL - Newspaper Enterprise Assoc.; 1st team, NFC - UPI
- 1989** - RB Dalton Hilliard - 2nd team, NFL - AP, Newspaper Enterprise Assoc.; 2nd team, NFC - UPI
ILB Vaughan Johnson - 1st team, NFL - Newspaper Enterprise Assoc.; 2nd team, NFL - AP; 1st team, NFC - UPI, Pro Football Weekly
OLB Pat Swilling - 2nd team, NFL - AP, Newspaper Enterprise Assoc.; 2nd team, NFC - UPI

- 1990** - ILB Vaughan Johnson - 2nd team, NFL - Newspaper Enterprise Assoc.; 2nd team, NFC - UPI
OLB Pat Swilling - 2nd team, NFL - AP; 2nd team, NFC - UPI
- 1991** - ILB Vaughan Johnson - 1st team, NFC - UPI
ILB Sam Mills - 1st team, NFL - PFWA, Sporting News, Pro Football Weekly; 2nd team, NFL - AP, Newspaper Enterprise Assoc.; 1st team, NFC - Pro Football Weekly
OLB Pat Swilling - 1st team, NFL - AP, PFWA, Sporting News, Pro Football Weekly, Newspaper Enterprise Assoc.; 1st team, NFC - UPI, Pro Football Weekly
ST Bennie Thompson - 1st team, NFC - Pro Football Weekly (made as special teams player)
- 1992** - G Derek Kennard - 2nd team, NFL - Newspaper Enterprise Assoc.
DT Wayne Martin - 2nd team, NFL - Newspaper Enterprise Assoc.
ILB Vaughan Johnson - 1st team, NFC - UPI
ILB Sam Mills - 1st team, NFL - PFWA, Sporting News, Pro Football Weekly; 2nd team, NFL - AP; 1st team, NFC - UPI, Pro Football Weekly
OLB Rickey Jackson - 1st team, NFL - PFWA, Pro Football Weekly; 2nd team, NFL - AP, Newspaper Enterprise Assoc.; 1st team, NFC - UPI, Pro Football Weekly
OLB Pat Swilling - 1st team, NFL - AP, Sporting News
K Morten Andersen - 1st team, NFL - PFWA, Pro Football Weekly, Newspaper Enterprise Assoc.; 2nd team, NFL - AP; 1st team, NFC - UPI, Pro Football Weekly (unanimous 1st team)
- 1993** - OLB Rickey Jackson - 1st team, NFL - Sporting News; 2nd team, NFL - AP; 1st team, NFC - UPI, Pro Football Weekly
OLB Renaldo Turnbull - 1st team, NFL - AP; 1st team, NFC - UPI
KR Tyrone Hughes - 1st team, NFL - PFWA, Pro Football Weekly; 2nd team, NFL - AP; 1st team, NFC - UPI, Pro Football Weekly (made 1st team NFL as kick returner)
- 1994** - T William Roaf - 1st team NFL - AP, PFWA, Sporting News, Pro Football Weekly; 1st team, NFC - UPI, Pro Football Weekly (unanimous 1st team)
- 1995** - T William Roaf - 1st team NFL - AP, PFWA, Sporting News, Pro Football Weekly; 1st team, NFC - UPI, Pro Football Weekly (unanimous 1st team)
CB Eric Allen - 2nd team, NFC - UPI
- 1996** - T William Roaf - 1st team, NFL - PFWA, Sporting News, Pro Football Weekly, NFC - Pro Football Weekly; 2nd team, NFL - AP
- 1997** - S Sammy Knight - Tied for 2nd in NFL Defensive Rookie of the Year; Pro Football Weekly/PFWA All-Rookie Team
T William Roaf - Pro Football Weekly/PFWA All-NFC Team
- 1998** - DT La'Roi Glover - 1st team, College & Pro Football Weekly All-Pro, NFC - Football News; 2nd team, NFL - AP; USA Today All-Pro Team
TE Cameron Cleeland - Pro Football Weekly, College & Pro Football Weekly, Football News, Football Digest All-Rookie Team
G/T Kyle Turley - Pro Football Weekly, Football News, Football Digest All-Rookie Team
T William Roaf - 1st team, NFC - Football News; 2nd team College & Pro Football Weekly All Pro
- 1999** - T William Roaf - 1st Team NFC - Pro Football Weekly All-Pro

ON THE ROAD WITH THE SAINTS IN 2000

New York (Preseason)
Newark Airport Marriott
Newark Int'l Airport
Newark, NJ 07114
(973) 623-0006; (973) 504-6197 FAX

Jacksonville (Preseason)
Marriott Jacksonville
4670 Salisbury Road
Jacksonville, FL 32256
(904) 296-2222; (904) 296-7561 FAX

Minneapolis (Preseason)
Minneapolis Marriott City Center
30 S. 7th Street
Minneapolis, MN 55402
(612) 349-4000; (612) 349-9215 FAX

Indianapolis (Preseason)
Sheraton Indianapolis Hotel & Suites
8787 Keystone Crossing
Indianapolis, IN 46240
(317) 846-2700; (317) 574-6780 FAX

San Diego
Hyatt Regency La Jolla
3777 La Jolla Village Dr.
San Diego, CA 92122
(858) 552-1234; (858) 552-6066 FAX

Seattle
Doubletree Hotel-Bellevue
300 112th Avenue S.E.
Seattle, WA 98004
(425) 455-1300; (425) 455-0466 FAX

Chicago
The Westin Hotel
909 N. Michigan Avenue
Chicago, IL 60611
(312) 943-7200; (312) 649-7456 FAX

Atlanta
Atlanta Hilton & Towers
255 Courtland Street N.E.
Atlanta, GA 30303
(404) 659-2000; (404) 221-6368 FAX

Phoenix
Phoenix Airport Hilton
2435 South 47th Street
Phoenix, AZ 85034
(480) 894-1600; (480) 894-0326 FAX

Charlotte
Hyatt Charlotte at South Park
5501 Carnegie Boulevard
Charlotte, NC 28209
(704) 554-1234; (704) 554-8319 FAX

St. Louis
Hilton St. Louis Frontenac Hotel
1335 South Lindbergh Boulevard
St. Louis, MO 63131
(314) 993-1100; (314) 993-8085 FAX

San Francisco
Hyatt Regency-San Francisco Airport
1333 Bayshore Highway
Burlingame, CA 94010
(650) 347-1234; (650) 347-5948 FAX

SAINTS LONGEST PLAYS - 1999

RUN FROM SCRIMMAGE — 33, Billy Joe Tolliver, at Chicago, 10/3
Opponent — 40, Eddie George, vs. Tennessee, 10/17

PASS PLAY — 90t, Billy Joe Hobert to Eddie Kennison, vs. Atlanta, 10/10
Opponent — 62t, Trent Dilfer to Jacquez Green, vs. Tampa Bay, 11/7
62, Tony Graziani to Jammi German, vs. Atlanta, 10/10


PUNT RETURN — 18, Eddie Kennison, vs. Cleveland, 10/31
Opponent — 74t, Reggie Barlow, at Jacksonville, 11/21

KICKOFF RETURN — 55, Dino Philyaw, vs. St. Louis, 12/12
Opponent — 95t, Michael Bates, at Carolina, 1/2/00

INTERCEPTION RETURN — 27, Fred Weary, vs. St. Louis, 12/12
Opponent — 64t, Lance Schulters, at San Francisco, 9/19

PUNT — 52, Tommy Barnhardt, at St. Louis, 11/28
Opponent — 58, Craig Henrich, vs. Tennessee, 10/17

FIELD GOAL — 52, Doug Brien, at Jacksonville, 11/21
Opponent — 52, John Kasay, vs. Carolina, 9/12; Wade Richey, vs. San Francisco, 11/14



Saints defense makes a stop during first NFL preseason game on natural grass in Superdome. 8/28/99



1999 GAME SUMMARIES

SAINTS 19, PANTHERS 10 September 12 at Superdome (58,166)

The Saints took control from the opening kickoff as CB Fred Weary forced Panthers WR Michael Bates to fumble, which was recovered and returned for a touchdown by Saints CB Tyrone Drakeford. The Saints never trailed in the game, as the defense amassed seven sacks, an interception and a forced fumble. RB Ricky Williams, in his first NFL game, rushed 10 times for 40 yards, but left the game at the end of the first quarter with an ankle sprain, but returned early in the second quarter, only to leave again two series later. QB Billy Joe Hobert, playing in his first regular season NFL game since Sept. 6, 1998, was steady at the helm, completing 11 of 22 passes for 132 yards, including a 67-yard touchdown pass to WR Keith Poole, late into the third quarter, that sealed the Saints victory. The victory marked the Saints second opening-day victory in a row, the first time in Saints history the Saints have won two season-opener in a row.

Carolina	--	0	10	0	0	--	10
New Orleans	--	7	3	9	0	--	19

SCORING

N.O.	Drakeford 20 yd. fumble return (Brien kick)
N.O.	Brien 46 field goal
Car.	Walls 5 yd. pass from Beuerlein (Kasay kick)
Car.	Kasay 52 field goal
N.O.	Brien 21 field goal
N.O.	Poole 67 pass from Hobert (kick no good, wide left)

TEAM STATISTICS

	Car.	N.O.
Total First Downs	12	13
Total Net Yards	246	255
Rushes-Yards	16-85	41-147
Net Yards passing	161	108
Passes (A-C-I)	32-16-1	22-11-0
QB Sacked-Yards	7-46	4-24
Punts-Average	8-44.4	10-32.6
Fumbles-Lost	2-2	2-0
Penalties-Yards Lost	6-40	4-26
Time of Possession	27:08	32:52

RUSHING

Carolina - Biakabutuka 8-45; Lane 6-30; Beuerlein 1-8; Floyd 2-2.
New Orleans - L. Smith 13-66; R. Williams 10-40; T. Davis 9-18; Craver 5-16; Hobert 4-7.

PASSING

Carolina - Beuerlein 32-16-1, 207 yards, 1 TD.
New Orleans - Hobert 22-11-0, 132 yards, 1 TD.

RECEIVING

Carolina - Carruth 5-63; Muhammad 4-64; Walls 3-37, 1 TD; Lane 2-36; Biakabutuka 1-5; Bates 1-2.
New Orleans - Craver 4-23; Poole 3-89, 1 TD; Kennison 2-11; Hastings 1-12; L. Smith 1-(-3).

49ers 28, SAINTS 21 September 19 at 3Com Park (67,685)

The Saints dropped a close decision to the San Francisco 49ers, 28-21, Sept. 19 at 3Com Park. The 49ers opened the scoring when QB Steve Young found WR Terrell Owens on a 5-yard pass. The Saints answered back with a touchdown of their own, as QB Billy Joe Hobert hit WR Eddie Kennison for a 2-yard score, his first as a Saint. On the Saints next possession, Hobert found WR Keith Poole, who ran for a 58-yard touchdown, putting the Saints up 14-7. The 49ers responded, as FB Tommy Vardell ran for a 1-yard score on San Francisco's next drive, equaling the score at the half. The scored on their first possession of the second half, as Hobert found WR Lawrence Dawsey for a 12-yard touchdown reception, his first reception since 1996, and his first touchdown since 1994, also at San Francisco. The 49ers, aided by three penalties called on the Saints defense, tied the score as Young again found Owens, this time for a 4-yard score. Niners S Lance Schulters returned a Saints bomb for a score, giving San Francisco the final edge, 28-21.

New Orleans	--	0	14	7	0	--	21
San Francisco	--	7	7	0	14	--	28

SCORING

S.F.	Owens 5 yd. pass from Young (Richey kick)
N.O.	Kennison 2 yd. pass from Hobert (Brien kick)
N.O.	Poole 58 yd. pass from Hobert (Brien kick)
S.F.	Vardell 1 yd. run (Richey kick)
N.O.	Dawsey 12 yd. pass from Hobert (Brien kick)
S.F.	Owens 4 yd. pass from Young (Richey kick)
S.F.	Schulters 64 yd. interception return (Richey kick)

TEAM STATISTICS

	N.O.	S.F.
Total First Downs	17	21
Total Net Yards	324	311
Rushes-Yards	30-101	23-88
Net Yards passing	223	223
Passes (A-C-I)	37-20-2	35-23-1
QB Sacked-Yards	0-0	5-35
Punts-Average	4-39.5	4-39.3
Fumbles-Lost	3-1	1-0
Penalties-Yards Lost	8-79	3-28
Time of Possession	30:26	29:34

RUSHING

New Orleans - R. Williams 22-80; L. Smith 2-11; Craver 3-4; Barnhardt 1-4; Hobert 2-2.
San Francisco - Garner 12-72; S. Young 3-13; Phillips 2-2; Vardell 5-1, 1 TD; C. Stanley 1-0.

PASSING

New Orleans - Hobert 37-20-2, 223 yards, 3 TD.
San Francisco - Young 35-23-1, 258 yards, 2 TD.

RECEIVING

New Orleans - Kennison 5-46, 1 TD; Dawsey 3-34, 1 TD; Craver 3-14; R. Williams 3-5; Poole 2-69, 1 TD; Cleeland 2-32; Hastings 2-23.
San Francisco - Garner 5-88; Phillips 5-61; Owens 5-49, 2 TD; Rice 5-47; Stokes 2-12; Vardell 1-1.

BEARS 14, SAINTS 10 October 3 at Soldier Field (66,944)

The Saints were expected to win at Chicago, but it was the Bears who came away with the victory. Head Coach Mike Ditka's second homecoming to the Windy City was spoiled as QB Shane Matthews hooked up with WR Curtis Conway on a pair of touchdown passes with less than two minutes to go to spoil what would have been the Saints second win in three games, and Ditka's second win over his former team. The Saints also lost their starting quarterback just before halftime. QB Billy Joe Hobert suffered a neck sprain and cervical stinger after receiving a blow to the head by Bears' LB Ricardo McDonald on Hobert's 2-yard touchdown run. QB Billy Joe Tolliver came in to replace Hobert and was 7-of-15 for 102 yards. Hobert finished the day 8-of-13 for 76 yards. RB Ricky Williams, who was not expected to play with a hyperextended elbow, instead started the game and led all rushers with a career-high 84 rushing yards on 21 carries. CB Ashley Ambrose, signed in the offseason from Cincinnati, tied a career-high with two interceptions on the day. LB Keith Mitchell led the Saints with 11 tackles (8 solo).

New Orleans	--	0	7	3	0	--	10
Chicago	--	0	0	0	14	--	14

SCORING

N.O.	Hobert 2 yd. run (Brien kick)
N.O.	Brien 30 yd. kick
Chi.	Conway 22 yd. pass from Matthews (Jaeger kick)
Chi.	Conway 6 yd. pass from Matthews (Jaeger kick)

TEAM STATISTICS

	N.O.	Chi.
Total First Downs	17	20
Total Net Yards	269	324
Rushes-Yards	35-137	28-112
Net Yards passing	132	212
Passes (A-C-I)	28-15-0	43-25-2
QB Sacked-Yards	4-46	3-12
Punts-Average	7-35	5-44.2
Fumbles-Lost	3-1	4-3
Penalties-Yards Lost	6-41	5-35
Time of Possession	31:10	28:50

RUSHING

New Orleans - R. Williams 21-84; Tolliver 2-32; L. Smith 10-19; Hobert 1-2, 1 TD; Craver 1-0.
Chicago - Enis 23-83; Matthews 3-23; Allen 1-4; McNown 1-2.

PASSING

New Orleans - Tolliver 15-7-0, 102 yards; Hobert 13-8-0, 76 yards.
Chicago - Matthews 39-25-2, 224 yards, 2 TD.

RECEIVING

New Orleans - Kennison 4-55; Craver 3-12; Poole 2-45; Hastings 2-15; L. Smith 1-16; Cleeland 1-13; Slutzker 1-12; R. Williams 1-0.
Chicago - Conway 8-103, 2 TD; Wetnight 6-47; Ingram 4-33; Bennett 3-27; Robinson 1-5; Brooks 1-4; Mayes 1-3; Enis 1-2.



FALCONS 20, SAINTS 17 October 10 at Superdome (57,289)

The Saints lost their third consecutive game of 1999 and their third after leading going into the 4th quarter. Against the Falcons, the Saints held the edge in nearly every category, and set a new team record in the process. On the Saints first touchdown of the day, QB Billy Joe Hobert completed a 90-yard touchdown pass to WR Eddie Kennison, the longest play of either players career, and the longest touchdown pass and reception in team history. Hobert left the game shortly after that after suffering a stinger. QB Billy Joe Tolliver came on in relief and passed for another touchdown just prior to halftime, hooking up with WR Brett Bech for a 23-yard score. K Doug Brien converted just one of his three field goal attempts on the day, while the Falcons Morten Andersen converted on both of his attempts, snapping his string of four consecutive misses. WR Eddie Kennison registered his best day as a Saints receiver, piling up 138 yards on the day on four catches.

Atlanta	--	7	0	7	6	--	20
New Orleans	--	0	17	0	0	--	17

SCORING

Atl.	Mathis 22 yd. pass from Graziani (Andersen kick)
N.O.	Brien 42 yd. kick
N.O.	Kennison 90 yd. pass from Hobert (Brien kick)
N.O.	Bech 23 yd. pass from Tolliver (Brien kick)
Atl.	Christian 1 yd. run (Andersen kick)
Atl.	Andersen 36 yd. kick
Atl.	Andersen 44 yd. kick

TEAM STATISTICS

	Atl.	N.O.
Total First Downs	12	18
Total Net Yards	251	390
Rushes-Yards	33-104	24-71
Net Yards passing	147	319
Passes (A-C-I)	20-11-0	40-22-2
QB Sacked-Yards	3-15	3-19
Punts-Average	6-40.2	4-36
Fumbles-Lost	3-2	3-0
Penalties-Yards Lost	9-68	7-64
Time of Possession	29:39	30:21

RUSHING

Atlanta - Oxendine 20-57; Hanspard 10-32; Graziani 2-14; Christian 1-1, 1 TD.
New Orleans - R. Williams 19-53; Tolliver 3-9; L. Smith 2-9.

PASSING

Atlanta - Graziani 20-11-0, 162 yards, 1 TD.
New Orleans - Tolliver 26-13-2, 185 yards, 1 TD; Hobert 14-9-0, 153 yards, 1 TD.

RECEIVING

Atlanta - Mathis 5-67, 1 TD; Oxendine 2-4; German 1-62; Kelly 1-16; Calloway 1-9; Christian 1-4.
New Orleans - Cleeland 5-69; Kennison 4-138, 1 TD; Poole 3-50; R. Williams 3-16; Bech 2-37, 1 TD; Slutzker 2-14; L. Smith 2-9; Hastings 1-5.

TITANS 24, SAINTS 21
October 17 at Superdome (51,875)

The New Orleans Saints lost their fourth consecutive game, and the fourth in the final period, as the Titans scored 17 points in the final period to seal the victory. The Saints four losses have all come in the fourth quarter and have been by a combined 17 points. QB Billy Joe Tolliver, making his first start of 1999, passed for the seventh-best passing day in franchise history, going for 354 yards on 28-of-45 passing. Tolliver threw two touchdowns and two interceptions and was not sacked in the game. CB Ashley Ambrose recorded his fourth interception as a Saint, giving him four through five games. The four picks are already the second-best season total of his career. The Saints got on the board first, when K Doug Brien connected on a 24-yard field goal. The Saints added to that lead when Tolliver found TE Scott Slutzker for a 10-yard touchdown pass. The Titans answered in the third quarter when QB Neil O'Donnell found FB Lorenzo Neal on a four-yard TD pass. Brien again connected, this time on a 42-yard attempt. The Titans then ran off 17 consecutive points, as WR Kevin Dyson was on the receiving end of O'Donnell's second touchdown pass. K Al Del Greco connected for a 19-yard field goal. CB Donald Mitchell then returned an errant Tolliver pass for a 42-yard score. The Saints mounted a late comeback, which resulted in a four-yard scoring pass from Tolliver to RB Lamar Smith. Tolliver's two-point conversion attempt to WR Brett Bech was successful, but the Saints could not convert Brien's onside kick attempt, and the Titans ran out the clock. The Saints piled up over 400 yards in total offense (409), the most since 11/22/98, when they had 401 against San Francisco.

Tennessee	--	0	0	7	17	--	24
New Orleans	--	3	7	3	8	--	21

SCORING

N.O.	Brien 24 yd. kick
N.O.	Slutzker 10 yd. pass from Tolliver (Brien kick)
Ten.	Neal 4 yd. pass from O'Donnell (Del Greco kick)
N.O.	Brien 42 yd. kick
Ten.	Dyson 11 yd. pass from O'Donnell (Del Greco kick)
Ten.	Del Greco 19 yd. kick
Ten.	Mitchell 42 yd. interception return (Del Greco kick)
N.O.	L. Smith 4 yd. pass from Tolliver (Tolliver pass to Bech, 2-pt. conversion successful)

TEAM STATISTICS

	Ten.	N.O.
Total First Downs	15	22
Total Net Yards	278	409
Rushes-Yards	35-165	21-55
Net Yards passing	113	354
Passes (A-C-I)	25-12-2	45-28-2
QB Sacked-Yards	1-11	0-0
Punts-Average	5-48.2	5-38
Fumbles-Lost	1-1	4-2
Penalties-Yards Lost	8-75	13-103
Time of Possession	30:00	30:00

RUSHING

Tennessee - George 28-155; O'Donnell 5-4; Dyson 1-3; Thomas 1-3.
New Orleans - R. Williams 17-35; L. Smith 2-16; Tolliver 2-4.

PASSING

Tennessee - O'Donnell 25-12-2, 124 yards, 2 TD.
New Orleans - Tolliver 45-28-2, 354 yards, 2 TD.

RECEIVING

Tennessee - Dyson 3-41, 1 TD; Sanders 2-16; Mason 1-31; George 1-12; Wycheck 1-5; Byrd 1-4.
New Orleans - Kennison 7-94; Cleeland 7-84; Slutzker 4-63, 1 TD; Craver 4-22; Poole 2-25; L. Smith 2-9, 1 TD; Hastings 1-42; Bech 1-15.

GIANTS 31, SAINTS 3
October 24 at Giants Stadium (77,982)

RB Ricky Williams enjoyed his first 100-yard rushing day as a professional, but the Saints ultimately lost their fifth consecutive game of 1999. Williams gained 111 yards on 24 carries (4.6 avg.), but the Saints inability to convert on third down and the Giants offense which finally got on track proved too much to overcome at Giants Stadium. Through three quarters, the Saints did not convert a third down attempt in nine tries. For the game, the Saints converted just 3-of-15, while the Giants were successful on 10-of-17 attempts. In the second quarter, the Saints gained 0 yards, while the Giants scored 17 unanswered points. The Giants, who entered the game averaging close to 14 points per game, exploded for a 24-3 halftime lead, following a Kent Graham to Joe Jurevicius 53-yard hail mary as time expired in the first half. The Giants first score came when Graham ran it in from six yards out. Newly-signed K Cary Blanchard converted a 41-yard FG attempt and Graham found WR Amani Toomer for a 27-yard touchdown pass prior to his first half closing act. The Giants added a 12-yard run by RB Joe Montgomery to provide the final margin of victory. The Saints offense was unable to get on track all day, as QB Billy Joe Tolliver could complete only 14-of-35 attempts for 163 yards and three interceptions in the swirling Giants Stadium wind. The Saints defense sacked Graham four times on the day and intercepted a pass, but could not convert on any of the scoring opportunities.

New Orleans	--	3	0	0	0	--	3
New York	--	7	17	7	0	--	31

SCORING

N.Y.	Graham 6 yd. run (Blanchard kick)
N.O.	Brien 25 kick
N.Y.	Blanchard 41 kick
N.Y.	Toomer 27 yd. pass from Graham (Blanchard kick)
N.Y.	Jurevicius 53 pass from Graham (Blanchard kick)
N.Y.	Montgomery 12 yd. run (Blanchard kick)

TEAM STATISTICS

	N.O.	N.Y.
Total First Downs	12	19
Total Net Yards	270	321
Rushes-Yards	27-107	37-106
Net Yards passing	163	215
Passes (A-C-I)	35-14-3	29-19-1
QB Sacked-Yards	2-13	4-24
Punts-Average	6-39	6-40.2
Fumbles-Lost	1-0	2-1
Penalties-Yards Lost	5-40	7-49
Time of Possession	27:49	32:11

RUSHING

New Orleans - R. Williams 24-111; Powell 1-1; L. Smith 1(-5); Wuerrffel 1-0.
New York - L. Johnson 18-36; Montgomery 14-28, 1 TD; Hilliard 1-24; Graham 3-9, 1 TD; Barber 1-9.

PASSING

New Orleans - Tolliver 33-14-3, 176 yards; L. Smith 1-0-0, 0 yards; Wuerrffel 1-0-0, 0 yards.
New York - Graham 29-19-1, 239 yards, 2 TD.

RECEIVING

New Orleans - Kennison 5-62; Craver 3-51; Wilcox 2-30; Dawsey 2-18; Hastings 1-24; Williams 1(-9).
New York - Mitchell 5-69; Toomer 3-59, 1 TD; Hilliard 3-17; Jurevicius 2-63, 1 TD; L. Johnson 2-16; Way 2-6; Barber 1-7; Cross 1-2.

BROWNS 21, SAINTS 16
October 31 at Superdome (48,817)

The Saints fell victim to another opponent's fourth-quarter comeback, as QB Tim Couch connected with WR Kevin Johnson on a 56-yard hail mary as time expired. On the day, Couch threw for three touchdown passes, completing a 27-yarder to FB Marc Edwards, and a 24-yard pass to Johnson. RB Ricky Williams totaled the third-highest single-game rushing yardage in team history, gaining 179 yards on 40 carries, eclipsing the previous franchise high of 35 carries, set by Earl Campbell, 11/24/85, and tied by Dwight Beverly, 10/11/87. In the game, the Saints gained 231 yards on the ground. QB Billy Joe Hobert began the scoring on the afternoon, finding WR Keith Poole on a 5-yard pass just before the end of the first quarter. Before leaving the game with an injury, Hobert completed 4-of-9 passes for 28 yards with an interception. Billy Joe Tolliver was 9-of-20 for 92 yards and an interception. The loss marked the sixth consecutive for the Saints, and the fifth in 1999 where they held a lead in the fourth quarter.

Cleveland	--	0	7	7	7	--	21
New Orleans	--	7	3	3	3	--	16

SCORING

N.O.	Poole 5 yd. pass from Hobert (Brien kick)
Cle.	Edwards 27 yds. pass from Couch (Dawson kick)
N.O.	Brien 49 kick
Cle.	K. Johnson 24 yd. pass from Couch (Dawson kick)
N.O.	Brien 22 kick
N.O.	Brien 46 kick
Cle.	K. Johnson 56 yd. pass from Couch (Dawson kick)

TEAM STATISTICS

	Cle.	N.O.
Total First Downs	9	25
Total Net Yards	243	351
Rushes-Yards	21-62	50-231
Net Yards passing	181	120
Passes (A-C-I)	19-11-0	29-13-2
QB Sacked-Yards	2-12	0-0
Punts-Average	7-43.6	2-46
Fumbles-Lost	1-1	3-3
Penalties-Yards Lost	8-64	6-38
Time of Possession	19:10	40:50

RUSHING

Cleveland - Abdul-Jabbar 13-39; Kirby 6-18; Couch 2-5.
New Orleans - R. Williams 40-179; Tolliver 4-24; L. Smith 4-17; Hobert 1-9; Craver 1-2.

PASSING

Cleveland - Couch 19-11-0, 193 yds., 3 TD.
New Orleans - Tolliver 20-9-1, 92 yds.; Hobert 9-4-1, 28 yds., 1 TD.

RECEIVING

Cleveland - K. Johnson 4-96, 2 TD; Sheperd 4-52; Edwards 2-37, 1 TD; Kirby 1-8.
New Orleans - Poole 3-23, 1 TD; R. Williams 3-8; Craver 2-32; Kennison 2-27; Dawsey 1-11; L. Smith 1-11; Cleeland 1-8.

BUCCANEERS 31, SAINTS 16
November 7 at Superdome (47,129)

The Saints dropped their seventh consecutive game of 1999, falling to the Tampa Bay Buccaneers, 31-16. The Saints mounted a late comeback, but ultimately fell short as they reached the midpoint of the 1999 season. K Doug Brien tied a season-high, converting three field goals, hitting from 29, 39 and 37 yards out. His 29-yard kick opened the scoring on the afternoon, providing an early 3-0 lead for the Saints. The Buccaneers answered back with a 62-yard pass from Trent Dilfer to Jacques Green. On the Buccaneers next series, an apparent fumble return for a touchdown by the Saints was nullified as the officials reviewed and reversed the on-field call, the second replay decision that haunted the Saints during the game. On the Saints first play from scrimmage, Billy Joe Tolliver's pass in the end zone for WR Keith Poole was ruled an interception by the officials on the field. Following a replay, the call stood as called, despite replays showing the contrary. From there, the Saints battled as the Buccaneers again scored as Dilfer found TE John Davis on a 1-yard TD pass, WR Darnell McDonald on a 10-yard TD pass, and FB Mike Alstott rumbled for a 25-yard scoring run to seal the victory for Tampa Bay. WR Keith Poole was on the receiving end of a 1-yard TD pass from Billy Joe Tolliver to cut the lead to 24-16, but the Saints were unable to recover Brien's onside kick attempt with under a minute to play. Alstott then added his run to provide the final outcome of the game.

Tampa Bay	--	7	10	7	7	--	31
New Orleans	--	3	3	0	10	--	16

SCORING

N.O.	Brien 29 kick
T.B.	Green 62 yd. pass from Dilfer (Gramatica kick)
T.B.	Gramatica 35 kick
T.B.	Davis 1 yd. pass from Dilfer (Gramatica kick)
N.O.	Brien 39 kick
T.B.	McDonald 10 yd. pass from Dilfer (Gramatica kick)
N.O.	Brien 37 kick
N.O.	Poole 1 yd. pass from Tolliver (Brien kick)
T.B.	Alstott 25 yd. run (Gramatica kick)

TEAM STATISTICS

	T.B.	N.O.
Total First Downs	18	21
Total Net Yards	381	303
Rushes-Yards	40-156	23-98
Net Yards passing	225	205
Passes (A-C-I)	20-15-0	37-18-2
QB Sacked-Yards	1-2	1-6
Punts-Average	2-47	3-39.3
Fumbles-Lost	2-2	1-1
Penalties-Yards Lost	9-70	5-40
Time of Possession	33:51	26:09

RUSHING

Tampa Bay - Alstott 25-117, 1 TD; Dunn 12-42; Dilfer 2-2; Green 1(-5).
New Orleans - R. Williams 14-41; Tolliver 5-28; L. Smith 2-22; Kennison 1-4; Craver 1-3.

PASSING

Tampa Bay - Dilfer 20-15-0, 227 yds., 3 TD.
New Orleans - Tolliver 37-18-2, 211 yds., 1 TD.

RECEIVING

Tampa Bay - Green 4-89, 1 TD; Dunn 3-54; McDonald 3-47, 1 TD; Anthony 2-14; Alstott 1-15; Moore 1-7; Davis 1-1, 1 TD.
New Orleans - L. Smith 4-27; R. Williams 4-22; Poole 3-23, 1 TD; Hastings 2-45; Kennison 2-42; Cleeland 2-39; Bech 1-13.

SAINTS 24, 49ers 6
November 14 at Superdome (52,198)

The Saints ended two seven-game losing streaks against the 49ers. The first was their seven game streak of the 1999 season, which began at San Francisco, 11/19, and the second was the seven-game losing streak to the 49ers, dating back to 9/1/96. The 18-point victory marked the Saints largest margin of defeat over the 49ers. QB Billy Joe Tolliver had one of his best days as a professional, completing 12-of-15 passes (80%) for 242 yards and a touchdown. It marked the fifth-best single-game completion percentage in team history (min. 10 att). Tolliver also rushed for two touchdowns for New Orleans. RB Ricky Williams accounted for 156 yards of total offense, rushing 30 times for 99 yards and catching three passes for a career-best 57 yards. K Doug Brien connected on a 28-yard field goal to provide the final score on the day for the Saints. For San Francisco, K Wade Richey provided the only scores on the day, converting from a career-best 52 yards and from 22 yards out. The Saints defense held San Francisco to just 234 yards of total offense (94 rushing, 140 passing), while the Saints offense accounted for 365 yards (143 rushing, 222 passing).

San Francisco	--	3	3	0	0	--	6
New Orleans	--	7	7	7	3	--	24

SCORING

N.O.	Tolliver 2 yd. run (Brien kick)
S.F.	Richey 52 kick
N.O.	Tolliver 2 yd. run (Brien kick)
S.F.	Richey 22 kick
N.O.	Hastings 11 yd. pass from Tolliver (Brien kick)
N.O.	Brien 28 kick

TEAM STATISTICS

	S.F.	N.O.
Total First Downs	16	20
Total Net Yards	234	365
Rushes-Yards	19-94	39-143
Net Yards passing	140	222
Passes (A-C-I)	32-18-1	15-12-0
QB Sacked-Yards	2-17	2-20
Punts-Average	4-34.5	2-47
Fumbles-Lost	1-0	0-0
Penalties-Yards Lost	11-86	11-103
Time of Possession	27:37	32:23

RUSHING

San Francisco	- Garner 12-60; Beasley 6-26; Stenstrom 1-8.
New Orleans	- R. Williams 30-99; Tolliver 6-36, 2 TD; L. Smith 3-8.

PASSING

San Francisco	- Stenstrom 32-18-1, 157 yards.
New Orleans	- Tolliver 15-12-0, 242 yards, 1 TD.

RECEIVING

San Francisco	- Owens 5-56; Stokes 4-35; Rice 4-31; Beasley 2-19; Garner 2-8; Clark 1-8.
New Orleans	- R. Williams 3-57; Kennison 3-41; Poole 2-74; Hastings 2-53, 1 TD; Slutzker 1-11; L. Smith 1-6.

JAGUARS 41, SAINTS 23
November 21 at Alltel Stadium (69,772)

The Saints as well as the nation saw the first two rushing touchdowns of RB Ricky Williams' career, as he ran for a 19-yard score and a one-yard score in an ESPN nationally-televised contest Sunday night. Ricky's effort wasn't enough, however, as the Saints ultimately fell to the Jaguars, 41-23. The Saints battled the Jaguars toe-to-toe in the first half, as the teams left the field for halftime tied at 17. The Saints also posted 23 points on a Jaguars defense that entered the game tied for 1st in the NFL, and had allowed an NFL-low 79 points through their first nine games, an average of 8.8 per contest. The Jaguars defense also had not allowed a rushing touchdown in 1999, but the Saints ran for three, which included Williams' two scores and a one-yard plunge by QB Billy Joe Tolliver. Tolliver finished the game 10-14 for 159 yards and a rushing touchdown. In his last six quarters, Tolliver is 22-of-29 for 401 yards and a touchdown, coupled with three rushing touchdowns. The Saints offense also posted 21 first downs for the third consecutive week, having also accomplished that mark against the 49ers and the Buccaneers. One week after posting a franchise-low 132 yards, the Jaguars offense amassed 494 yards, including 220 receiving yards by WR Jimmy Smith, the first player to have over 200 yards receiving in a game for a Saints opponent since 12/3/89, when Richard Johnson of Detroit had 248.

New Orleans	--	7	10	0	6	--	23
Jacksonville	--	14	3	14	10	--	41

SCORING

Jax.	Barlow 74 punt return (Hollis kick)
N.O.	Tolliver 1 yd. run (Brien kick)
Jax.	Jones 7 yd. pass from Brunell (Hollis kick)
N.O.	R. Williams 19 yd. run (Brien kick)
N.O.	Brien 52 kick
Jax.	Hollis 45 kick
Jax.	Stewart 4 yd. run (Hollis kick)
Jax.	Smith 46 yd. pass from Brunell (Hollis kick)
Jax.	Hollis 32 kick
Jax.	Stewart 1 yd. run (Hollis kick)
N.O.	R. Williams 1 yd. run (2-pt. pass attempt from Hobert to Dawsey failed)

TEAM STATISTICS

	N.O.	Jax.
Total First Downs	21	30
Total Net Yards	339	494
Rushes-Yards	29-106	27-139
Net Yards passing	233	355
Passes (A-C-I)	27-18-1	32-21-1
QB Sacked-Yards	2-18	3-17
Punts-Average	4-43	2-26
Fumbles-Lost	2-0	0-0
Penalties-Yards Lost	8-42	4-50
Time of Possession	32:08	27:52

RUSHING

New Orleans	- R. Williams 19-94, 2 TD; Hobert 2-16; Craver 2-6; Kennison 1-1; Tolliver 1-1, 1 TD; L. Smith 3-(-12); Davis 1-0.
Jacksonville	- Stewart 16-87, 2 TD; Mack 6-27; Brunell 3-27; Fiedler 2-(-2).

PASSING

New Orleans	- Tolliver 14-10-0, 159 yards; Hobert 13-8-1, 92 yards.
Jacksonville	- Brunell 30-19-1, 351 yards, 2 TD; Fiedler 2-2, 21 yards.

RECEIVING

New Orleans	- Hastings 5-58; Slutzker 3-64; Poole 3-44; Kennison 2-38; R. Williams 2-27; Dawsey 1-13; L. Smith 1-4; Wilcox 1-3.
Jacksonville	- Smith 9-220, 1 TD; Stewart 5-53; Barlow 2-30; Jones 2-20, 1 TD; McCordell 2-19; Brady 1-30.

RAMS 43, SAINTS 12
November 28 at TransWorld Dome (65,864)

The Saints fell to the St. Louis Rams, 43-12, at the Trans World Dome in St. Louis. At halftime, the Saints entered the locker room down 15-12, after K Doug Brien converted on four first-half field goal attempts, from 51, 42, 45 and 35 yards. The Saints defense entered the second half having only given up 78 yards of total offense to the Rams, who entered the game ranked first in the NFL in that category, but the Rams offense began to click, and pushed St. Louis to the final margin of victory in the game. On the Saints first drive of the second half, Brien was again called on to attempt a field goal, but missed a game-tying 24-yard attempt as it hit the left upright. From there, the Rams offense began to find its mark, as QB Kurt Warner completed 10-of-12 passes for 153 yards and a touchdown, and the Rams rushed for three other scores to provide the final margin of victory.

New Orleans	--	3	9	0	0	--	12
St. Louis	--	7	8	7	21	--	43

SCORING

St.L.	Holt 25 yd. pass from Warner (Wilkins kick)
N.O.	Brien 51 kick
N.O.	Brien 42 kick
N.O.	Brien 45 kick
St.L.	Faulk 1 yd. run (Faulk run for 2-pt. conversion)
N.O.	Brien 35 kick
St.L.	Faulk 6 yd. run (Wilkins kick)
St.L.	Holcombe 3 yd. run (Wilkins kick)
St.L.	Holt 20 yd. pass from Warner (Wilkins kick)
St.L.	Hodgins 1 yd. run (Wilkins kick)

TEAM STATISTICS

	N.O.	St.L.
Total First Downs	20	24
Total Net Yards	365	324
Rushes-Yards	28-102	27-129
Net Yards passing	263	195
Passes (A-C-I)	47-25-2	27-15-0
QB Sacked-Yards	2-10	2-18
Punts-Average	4-44.3	5-44.8
Fumbles-Lost	1-0	0-0
Penalties-Yards Lost	8-80	7-50
Time of Possession	33:44	26:16

RUSHING

New Orleans	- L. Smith 18-54; Perry 6-19; Kennison 1-15; Hobert 2-11; Davis 1-3.
St. Louis	- Faulk 18-102, 2 TD; Holcombe 4-24, 1 TD; Hodgins 3-3, 1 TD; Warner 2-0.

PASSING

New Orleans	- Hobert 41-32-2, 254 yards; Wuerffel 6-2-0, 19 yards.
St. Louis	- Warner 27-15-0, 213 yards, 2 TD.

RECEIVING

New Orleans	- Hastings 9-113; Cleeland 5-62; Kennison 5-33; L. Smith 4-36; Poole 1-18; Perry 1-11.
St. Louis	- Holt 5-87, 2 TD; Bruce 5-81; Hakim 2-22; Faulk 2-13; Holcombe 1-10.

FALCONS 35, SAINTS 12
December 5 at Georgia Dome (62,568)

The Saints lost their 10th game of 1999, despite the efforts of RB Wilmont Perry, a fifth-round draft pick in 1998 from Livingstone College, who had a career-best day, rushing for 93 yards on 16 carries, part of the Saints 149 yards on the ground, but it proved to be not enough, as the Saints fell to the Falcons, 35-12, Sunday at the Georgia Dome. It marked the 10th consecutive victory by the Falcons in this series. The Saints passing game suffered an early blow, losing starting QB Billy Joe Hobert early in the game with bruised ribs. QB Danny Wuerffel came on in relief and scored the Saints only touchdown on the afternoon, on a 29-yard scramble in the fourth quarter. WR Andre Hastings continued his second-half climb, catching a game-high five passes for a team-high 46 yards in the game. In the past five games, Hastings has 23 receptions for 315 yards, after just eight receptions for 121 yards in the first six games of 1999.

New Orleans	--	3	3	0	6	--	12
Atlanta	--	7	14	14	0	--	35

SCORING

N.O.	Brien 24 kick
Atl.	Mathis 8 yd. pass from Chandler (Andersen kick)
Atl.	Chandler 1 yd. run (Andersen kick)
N.O.	Brien 34 kick
Atl.	Dwight 48 pass from Chandler (Andersen kick)
Atl.	Christian 1 yd. run (Andersen kick)
Atl.	Buchanan 52 yd. interception return (Andersen kick)
N.O.	Wuerffel 29 yd. run (2 pt. attempt, Davis up middle, failed)

TEAM STATISTICS

	N.O.	Atl.
Total First Downs	21	21
Total Net Yards	240	361
Rushes-Yards	26-149	28-128
Net Yards passing	91	233
Passes (A-C-I)	37-17-2	25-15-3
QB Sacked-Yards	7-48	0-0
Punts-Average	5-38.8	3-41.7
Fumbles-Lost	0-0	0-0
Penalties-Yards Lost	7-52	11-116
Time of Possession	30:35	29:25

RUSHING

New Orleans	- Perry 16-93; Wuerffel 1-29, 1 TD; Philway 2-20; Davis 7-7.
-------------	--

Atlanta	- Oxendine 19-85; Christian 6-44, 1 TD; Chandler 1-1, 1 TD; Graziani 2-(-2).
---------	--

PASSING

New Orleans	- Wuerffel 30-15-2, 127 yards; Hobert 7-2-0, 12 yards.
-------------	--

Atlanta	- Chandler 25-15-3, 233 yards, 2 TD.
---------	--------------------------------------

RECEIVING

New Orleans	- Hastings 5-46; Kennison 4-23; Davis 4-20; L. Smith 1-21; Dawsey 1-15; Poole 1-8; Perry 1-6.
Atlanta	- Mathis 3-46, 1 TD; Dwight 2-80, 1 TD; Oliver 2-21; Oxendine 2-15; Still 2-14; Kelly 2-9; Kozlowski 1-26; Calloway 1-22.



RAMS 30, SAINTS 14

December 12 at Superdome (46,838)

The Saints dropped their second game to the Rams in three weeks, 30-14, at the Superdome. The Saints took an early 3-0 lead, as K Doug Brien converted from 29 yards out. The Rams answered back, as RB Robert Holcombe scored from one yard out. Brien added his second field goal of the game, a 26-yarder, to narrow the lead to 7-6. QB Billy Joe Tolliver followed Brien's kick with a 2-yard touchdown pass to TE Cameron Cleeland, his first receiving touchdown of 1999. Tolliver added a 2-point conversion to WR Eddie Kennison to spot the Saints a 14-7 lead. The Rams answered back as K Jeff Wilkins booted a 40-yard field goal, one of his three conversions on the day (five attempts). RB Marshall Faulk added two touchdowns, a four-yard run and a reception for 30 yards, part of his 154 rushing yards and 56 receiving yards on the day. QB Kurt Warner completed 21-of-31 for 346 yards and two touchdowns, with one interception. The Rams also had two receivers post 100+ yards in receptions. (T. Holt 6-113; I. Bruce 4-102).

St. Louis	--	7	17	3	3	--	30
New Orleans	--	6	8	0	0	--	14

SCORING

N.O.	Brien 29 kick
St.L.	Holcombe 1 yd. pass from Warner (Wilkins kick)
N.O.	Brien 26 kick
N.O.	Cleeland 2 yd. pass from Tolliver (2 pt. conversion from Tolliver to Kennison completed)
St.L.	Wilkins 40 kick
St.L.	Faulk 4 yd. run (Wilkins kick)
St.L.	Faulk 30 yd. pass from Warner (Wilkins kick)
St.L.	Wilkins 30 kick
St.L.	Wilkins 39 kick

TEAM STATISTICS

	St.L.	N.O.
Total First Downs	23	13
Total Net Yards	492	210
Rushes-Yards	18-156	34-156
Net Yards passing	336	144
Passes (A-C-I)	31-21-1	28-12-3
QB Sacked-Yards	1-10	6-44
Punts-Average	0-0	4-43.3
Fumbles-Lost	2-1	0-0
Penalties-Yards Lost	9-54	4-35
Time of Possession	36:24	23:36

RUSHING

St. Louis - Faulk 29-154, 1 TD; Warner 2-4; Justin 2(-2); Holcombe 1-0.
New Orleans - Perry 14-54; Tolliver 1-6; Hastings 1-4; Davis 1-2; Philyaw 1-0.

PASSING

St. Louis - Warner 31-21-1, 346 yards, 2 TD.
New Orleans - Tolliver 28-12-3, 188 yards, 1 TD.

RECEIVING

St. Louis - Holt 6-113; Faulk 5-56, 1 TD; Bruce 4-102; Williams 2-26; Proehl 2-23; Hakim 1-25; Holcombe 1-1.
New Orleans - Poole 3-83; Hastings 2-45; Kennison 2-19; L. Smith 2-15; Davis 1-20; Perry 1-4; Cleeland 1-2, 1 TD.

RAVENS 30, SAINTS 8

December 19 at PSINet Stadium (67,597)

The Saints fell to the Baltimore Ravens, 31-8, at PSINet Stadium. The Saints defense posted four interceptions against the Ravens, who had allowed just 13 through their first 13 games. The Saints sacked QB Tony Banks four times and Stoney Case once. DT La'Roi Glover tied a career-high with three sacks in the game, part of his career-best 11 tackles (all solo). QB Billy Joe Tolliver was 16-of-35 for 207 yards and a touchdown, as he connected with WR Keith Poole on a 20-yard touchdown strike. The Saints added a two-point conversion as Tolliver found TE Cam Cleeland in the end zone. The Ravens opened the scoring as K Matt Stover booted a 36-yard field goal. QB Tony Banks found RB Priest Holmes on a 34-yard touchdown pass early in the second quarter. Banks added another touchdown pass as he found WR Justin Armour from six yards out just prior to halftime, giving the Ravens a 17-0 lead. Banks threw his third TD pass of the game as he connected with WR Qadry Ismail on a 47-yard score. S Corey Harris added a 24-yard interception return to provide the final margin of victory.

New Orleans	--	0	0	0	8	--	8
Baltimore	--	3	14	0	14	--	31

SCORING

Balt.	Stover 36 kick
Balt.	Holmes 34 yd. pass from Banks (Stover kick)
Balt.	Armour 6 yd. pass from Banks (Stover kick)
Balt.	Ismail 47 yd. pass from Banks (Stover kick)
N.O.	Poole 20 yd. pass from Tolliver (2 pt. conversion from Tolliver to Cleeland completed)
Balt.	Harris 24 yd. interception return (Stover kick)

TEAM STATISTICS

	N.O.	Balt.
Total First Downs	8	15
Total Net Yards	248	335
Rushes-Yards	16-11	24-61
Net Yards passing	237	274
Passes (A-C-I)	49-21-4	39-24-4
QB Sacked-Yards	2-15	5-24
Punts-Average	11-37.2	9-35.7
Fumbles-Lost	2-0	0-0
Fumbles-Yards Lost	6-48	7-60
Penalties-Yards Lost	28-30	31-30

RUSHING

New Orleans - Perry 11-11; Tolliver 2-2; Davis 1-2; Franklin 1-0; Philyaw 1(-4).
Baltimore - Holmes 10-28; Rhett 11-21; Evans 1-7; Banks 1-6; Case 1(-1).

PASSING

New Orleans - Tolliver 35-16-3, 207 yards, 1 TD; Wuerffel 11-5-1, 45 yards; Hobert 3-0-0, 0 yards.
Baltimore - Banks 36-24-3, 298 yards, 3 TD; Case 3-0-1, 0 yards.

RECEIVING

New Orleans - Kennison 5-67; Poole, 4-51, 1 TD; Dawsey 3-73; Hastings 3-9; Philyaw 2-23; Davis 2-13; Cleeland 1-11; Perry 1-5.
Baltimore - Ismail 7-115, 1 TD; Armour 4-50, 1 TD; Rhett 4-22; Holmes 3-44, 1 TD; Johnson 3-43; Collins 1-21; Evans 1-7; DeLong 1(-4).

SAINTS 31, COWBOYS 24

December 24 at Superdome (47,835)

The Saints, under the direction of QB Jake Delhomme, defeated the Dallas Cowboys, 31-24, before a national TV audience on Christmas Eve. Delhomme, who had never taken a regular-season NFL snap prior to the game, completed 16-of-27 passes for 278 yards and two touchdowns. Delhomme also rushed for a touchdown, scoring from four yards out less than a minute into the fourth quarter to tie the score at 24. CB Fred Weary returned an Emmitt Smith fumble 58 yards for a touchdown on the Cowboys next possession to give the Saints the final margin of victory. Smith's fumble was caused by DT Robert Newkirk, signed three weeks ago from the Dallas Cowboys practice squad. Weary also provided the Saints momentum early in the game, intercepting a Troy Aikman pass, returning it 22 yards, setting up the Saints first touchdown of the game. Delhomme found WR Keith Poole on an 8-yard scoring pass shortly before the end of the first quarter and WR Eddie Kennison on a 51-yard pass into the third quarter to provide the Saints other touchdowns.

Dallas	--	0	7	17	0	--	24
New Orleans	--	10	0	7	14	--	31

SCORING

N.O.	Brien 32 kick
N.O.	Poole 8 yd. pass from Delhomme (Brien kick)
Dal.	E. Smith 1 yd. run (Murray kick)
Dal.	Tucker 20 yd. pass from Aikman (Murray kick)
Dal.	Murray 33 kick
N.O.	Kennison 51 yd. pass from Delhomme (Brien kick)
Dal.	LeFleur 3 yd. pass from Aikman (Murray kick)
N.O.	Delhomme 4 yd. run (Brien kick)
N.O.	Weary 58 yd. fumble return (Brien kick)

TEAM STATISTICS

	Dal.	N.O.
Total First Downs	24	18
Total Net Yards	368	310
Rushes-Yards	26-122	29-61
Net Yards passing	246	249
Passes (A-C-I)	39-23-2	28-16-1
QB Sacked-Yards	0-0	3-29
Punts-Average	5-42.6	5-44
Fumbles-Lost	1-1	2-1
Penalties-Yards Lost	11-86	6-32
Time of Possession	30:27	29:33

RUSHING

Dallas - E. Smith 23-110, 1 TD; R. Thomas 3-12.
New Orleans - Ri. Williams 23-61; Craver 3-6; Delhomme 3(-6), 1 TD.

PASSING

Dallas - Aikman 39-23-2, 246 yards, 2 TD.
New Orleans - Delhomme 27-16-1, 278 yards, 2 TD; Ri. Williams 1-0-0, 0 yards.

RECEIVING

Dallas - Tucker 7-128, 1 TD; LeFleur 4-30, 1 TD; Ismail 3-28; E. Smith 3-3; Bjornson 2-22; Sanders 2-10; Brazzell 1-21; R. Thomas 1-4.
New Orleans - Poole 4-90, 1 TD; Kennison 3-95, 1 TD; Ri. Williams 3-31; Wilcox 3-28; Hastings 1-24; Cleeland 1-5; Franklin 1-5.



PANTHERS 45, SAINTS 13

January 2 at Ericsson Stadium (56,929)

QB Jake Delhomme could not rekindle the magic that enabled he and the Saints to defeat the Dallas Cowboys on Christmas Eve, as the Saints closed the 1999-2000 season at Ericsson Stadium, falling to the Panthers, 45-13. It marked the fourth loss in a row in the final game of the season for the Saints, and ended the 1999 series with the Panthers at 1-1. The Saints captured the first matchup of the teams this season, 19-10, 9/12/99 at the Superdome. Delhomme completed 26-of-49 passes for 243 yards and a touchdown, his third in two weeks, and rushed for another touchdown, his second in two weeks, but also threw four interceptions, two of which led to Panthers scores. Leading the Saints was WR Keith Poole, who had 104 yards on six receptions, while WR Eddie Kennison matched Poole's reception total, catching six for 44 yards, one of which was a 3-yd. touchdown pass from Delhomme. The Saints sacked Panthers QB Steve Beuerlein six times, the second-highest total of the season. In the season-opener, the Saints posted seven sacks against Carolina. Delhomme also led the Saints in rushing, carrying the ball eight times for 78 yards and a score. LB Phil Clarke led the Saints with eight tackles (six solo), while LB Keith Mitchell recorded two sacks, raising his season total to 3.5. DE Brady Smith set a new career high, posting his sixth sack of the season. DE Willie Whitehead added to his career-best, posting his seventh sack on the year. DT La'Roi Glover recorded sack number 8.5, giving him 18.5 over the past two seasons, and 25 since 1997. LB Mark Fields added sack number four on the year. CB Ashley Ambrose added to his team lead in passes defended, posting four. He finishes the season with 21.

New Orleans	--	0	0	0	13	--	13
Carolina	--	10	7	14	14	--	45

SCORING

Car.	Cunningham 27 kick
Car.	Muhammad 7 yd. pass from Beuerlein (Cunningham kick)
Car.	Walls 37 yd. pass from Beuerlein (Cunningham kick)
Car.	Walls 15 yd. pass from Beuerlein (Cunningham kick)
Car.	Jeffers 40 yd. pass from Beuerlein (Cunningham kick)
N.O.	Kennison 3 yd. pass from Delhomme (Brien kick)
Car.	Bates 95 kickoff return (Cunningham kick)
Car.	Jeffers 32 yd. pass from Beuerlein (Cunningham kick)
N.O.	Delhomme 9 yd. run (2 pt. attempt from Delhomme to Kennison failed)

TEAM STATISTICS

	N.O.	Car.
Total First Downs	22	18
Total Net Yards	335	355
Rushes-Yards	25-105	14-67
Net Yards passing	230	288
Passes (A-C-I)	49-26-4	41-22-0
QB Sacked-Yards	3-13	6-34
Punts-Average	7-42.9	6-42.5
Fumbles-Lost	0-0	1-1
Penalties-Yards Lost	6-54	9-75
Time of Possession	34:15	25:45

RUSHING

New Orleans - Delhomme 8-78, 1 TD; Poole 1-14; Ri. Williams 14-7; Craver 1-3; Perry 1-3.
Carolina - Biakabutuka 8-24; Jeffers 1-23; Lane 4-16; Beuerlein 1-4.

PASSING

New Orleans - Delhomme 49-26-4, 243 yards, 1 TD.
Carolina - Beuerlein 41-22-0, 322 yards, 5 TD.

RECEIVING

New Orleans - Poole 6-104; Kennison 6-44, 1 TD; Dawsey 5-32; Ri. Williams 5-5; Hastings 5-30; Franklin 1-8.
Carolina - Jeffers 7-165, 2 TD; Muhammad 6-45, 1 TD; Walls 4-88, 2 TD; Biakabutuka 4-21; Floyd 1-3.



SAINTS 1999 STATISTICS

WON 3, LOST 13

9/12	W	19-10	Carolina	58,166
9/19	L	21-28	at San Francisco	67,685
10/3	L	10-14	at Chicago	66,944
10/10	L	17-20	Atlanta	57,289
10/17	L	21-24	Tennessee	51,875
10/24	L	3-31	at New York Giants	77,982
10/31	L	16-21	Cleveland	48,817
11/7	L	16-31	Tampa Bay	47,129
11/14	W	24-6	San Francisco	52,198
11/21	L	23-41	at Jacksonville	69,772
11/28	L	12-43	at St. Louis	65,864
12/5	L	12-35	at Atlanta	62,568
12/12	L	14-30	St. Louis	46,838
12/19	L	8-31	at Baltimore	67,597
12/24	W	31-24	Dallas	47,835
1/2/00	L	13-45	at Carolina	56,929

TOTAL FIRST DOWNS		N.O.	OPP.
Rushing	288	297
Passing	97	105
Penalty	159	170
3rd Down: Made/Att.	74/220	79/204
3rd Down: Pct.	33.6	38.7
4th Down: Made/Att.	8/22	8/11
4th Down: Pct.	36.4	72.7
POSESSION AVG.	30:54	29:06
TOTAL NET YARDS	4983	5318
Avg. Per Game	311.4	332.4
Total Plays	1055	966
Avg. Per Play	4.7	5.5
NET YARDS RUSHING	1690	1774
Avg. Per Game	105.6	110.9
Total Rushes	461	432
NET YARDS PASSING	3293	3544
Avg. Per Game	205.8	221.5
Sacked/Yards Lost	41/305	45/277
Gross Yards	3598	3821
Att./Completions	553/288	489/291
Completion Pct.	52.1	59.5
Had Intercepted	30	19
PUNTS/AVERAGE	83/39.5	77/41.3
NET PUNTING AVG.	83/34.9	77/36.2
PENALTIES/YARDS	110/877	124/1006
FUMBLES/BALL LOST	26/9	22/15
TOUCHDOWNS	27	55
Rushing	9	15
Passing	16	34
Returns	2	6

SCORE BY PERIODS

	Q1	Q2	Q3	Q4	OT	PTS.
SAINTS	59	91	39	71	0	260
OPP.	79	124	104	127	0	434

SCORING

	TD	Ru	-Pa	-RT	PAT	FG	S	PTS.
Brien	0	0	0	0	20/21	24/29	0	92
Poole	6	0	6	0	0	0	0	36
Kennison	4	0	4	0	0	0	0	26
Tolliver	3	3	0	0	0	0	0	18
Delhomme	2	2	0	0	0	0	0	12
Ri. Williams	2	2	0	0	0	0	0	12
Bech	1	0	1	0	0	0	0	8
Cleeland	1	0	1	0	0	0	0	8
Dawsey	1	0	1	0	0	0	0	6
Drakeford	1	0	0	1	0	0	0	6
Hastings	1	0	1	0	0	0	0	6
Hobert	1	1	0	0	0	0	0	6
Slutzker	1	0	1	0	0	0	0	6
L. Smith	1	0	1	0	0	0	0	6
Weary	1	0	0	1	0	0	0	6
Wuerffel	1	1	0	0	0	0	0	6
TEAM	27	9	16	2	20/21	24/29	0	260
OPP.	55	15	34	6	54/54	16/23	0	434

2 Pt. Conv.: Bech, Cleeland, Kennison, TEAM 3-6, OPP. 1-1.

SACKS: Glover 8.5, Whitehead 7.0, B. Smith 6.0, Wilson 5.5, Martin 4.5, Fields 4.0, Kei. Mitchell 3.5, Tomich 3.0, Robbins 2.0, Hewitt 1.0.
SAINTS45.0
OPPONENTS41.0

RUSHING

	No.	Yds.	Avg.	Long	TD
Ri. Williams	253	884	3.5	25	2
L. Smith	60	205	3.4	24	0
Perry	48	180	3.8	22	0
Tolliver	26	142	5.5	33	3
Delhomme	11	72	6.5	27	2
Hobert	12	47	3.9	10	1
Craver	17	40	2.4	8	0
Davis	20	32	1.6	7	0
Wuerffel	2	29	14.5	29t	1
Kennison	3	20	6.7	15	0
Philyaw	4	16	4.0	18	0
Poole	1	14	14.0	14	0
Barnhardt	1	4	4.0	4	0
Hastings	1	4	4.0	4	0
Powell	1	1	1.0	1	0
Franklin	1	0	0.0	0	0
TEAM	461	1690	3.7	33	9
OPP.	432	1774	4.1	40	15

RECEIVING

	No.	Yds.	Avg.	Long	TD
Kennison	61	835	13.7	90t	4
Poole	42	796	19.0	67t	6
Hastings	40	564	14.1	42	1
Ri. Williams	28	172	6.1	29	0
Cleeland	26	325	12.5	31	1
L. Smith	20	151	7.6	26	1
Craver	19	154	8.1	29	0
Dawsey	16	196	12.3	57	1
Slutzker	11	164	14.9	42	1
Davis	7	53	7.6	20	0
Wilcox	6	61	10.2	19	0
Bech	4	65	16.3	23t	1
Perry	4	26	6.5	11	0
Philyaw	2	23	11.5	14	0
Franklin	2	13	6.5	8	0
TEAM	288	3598	12.5	90t	16
OPP.	291	3821	13.1	62t	34

KICKOFF RETURNS

	No.	Yds.	Avg.	Long	TD
Philyaw	53	1165	22.0	55	0
Davis	20	424	21.2	35	0
Perry	2	6	3.0	16	0
Bech	1	12	12.0	12	0
Craver	1	3	3.0	3	0
Dawsey	1	20	20.0	20	0
Gammon	1	9	9.0	9	0
TEAM	79	1639	20.7	55	0
OPP.	60	1473	24.6	95t	1

INTERCEPTIONS

	No.	Yds.	Avg.	Long	TD
Ambrose	6	27	4.5	16	0
Clay	3	32	10.7	24	0
Kei. Mitchell	3	22	7.3	18	0
Weary	2	49	24.5	27	0
Fields	2	0	0.0	0	0
Kelly	1	6	6.0	6	0
Molden	1	2	2.0	2	0
Knight	1	0	0.0	0	0
TEAM	19	138	7.3	27	0
OPP.	30	483	16.1	64t	4

PUNTING

	No.	Yds	Avg	Net	TB	In	Lg	B
Barnhardt	82	3262	39.8	35.1	5	14	52	0
Brien	1	20	20.0	20.0	0	1	20	0
TEAM	83	3282	39.5	34.9	5	15	52	0
OPP.	77	3183	41.3	36.2	7	24	60	0

PUNT RETURNS

	Ret	FC	Yds	Avg	Long	TD
Kennison	35	23	258	7.4	18	0
TEAM	35	23	258	7.4	18	0
OPP.	43	25	283	6.6	74t	1

PASSING

	Att.	Cmp	Yds	Cmp%	Yds/Att	TD	TD%	Int	Int%	Long	Sack/Lost	Rating
Tolliver	268	139	1916	51.9	7.15	7	2.6	16	6.0	57	19/152	58.9
Hobert	159	85	970	53.5	6.10	6	3.8	6	3.8	90t	11/79	68.9
Delhomme	76	42	521	55.3	6.86	3	3.9	5	6.6	51t	6/42	62.4
Wuerffel	48	22	191	45.8	3.98	0	0.0	3	6.3	22	5/32	30.8
L. Smith	1	0	0	0.0	0.00	0	0.0	0	0.0	0	0/0	39.6
Ri. Williams	1	0	0	0.0	0.00	0	0.0	0	0.0	0	0/0	39.6
TEAM	553	288	3598	52.1	6.51	16	2.9	30	5.4	90t	41/305	59.6
OPPONENTS	489	291	3821	59.5	7.81	34	7.0	19	3.9	62t	45/277	91.2

DEFENSIVE STATS

	Tkl	Ast	Tot	Sack	Yds	Int	Yds	PD	FR	FF
Keith Mitchell, LB	76	28	104	3.5	23.5	3	22	14	1	3
Sammy Knight, S	75	27	102			1	0	6	1	
Mark Fields, LB	63	18	81	4	20	2	0	4	1	2
Fred Weary, CB	57	8	65			2	49	12	2	
La'Roi Glover, DT	46	16	62	8.5	47			1	1	1
Chris Bordano, LB	38	21	59							
Ashley Ambrose, CB	51	6	57			6	27	21	2	
Willie Clay, S	34	12	46			3	32	4		
Wayne Martin, DT	35	6	41	4.5	28.5					
Rob Kelly, S	23	12	35			1	6	4		
Brady Smith, DE	26	7	33	6	30				2	1
Willie Whitehead, DE	24	6	30	7	44.5					
Troy Wilson, DE	22	7	29	5.5	39.5					
Tyrone Drakeford, CB	23	3	26			5		4		
Phil Clarke, LB	18	5	23					4		
Jared Tomich, DE	11	5	16	3	16				1	2
Kevin Mitchell, LB	14	1	15							
Alex Molden, CB	13	2	15			1	2	6		
Je'Rod Cherry, S	13	1	14							
Ink Aleaga, LB	9	4	13							1
Austin Robbins, DT	7	3	10	2	17				1	1
Uhuru Hamiter, DE	5	1	6							
Eddie Kennison, WR	4	0	4							
Aaron Craver, FB	2	1	3							1
Billy Joe Tolliver, QB	2	0	2							1
Tom Ackerman, C/G	2	0	2							2
Chris Naeole, G	2	0	2							
Lawrence Dawsey, WR	2	0	2							
Chris Hewitt, S	1	1	2	1	11					
Keith Poole, WR	1	1	2							
Kendall Gammon, TE	1	0	1							
Scott Slutzker, TE	1	0	1							
William Roaf, T	1	0	1							1
Lamar Smith, RB	1	0	1							
Billy Joe Hobert, QB	1	0	1							
Brett Bech, WR	1	0	1							1
Marvin Powell, FB	1	0	1							
Mike Halapin, G	1	0	1							
Jerry Fontenot, C	1	0	1							1
Andre Hastings, WR	1	0	1							
Wilmont Perry, RB	1	0	1							1
Robert Newkirk, DT	1	0	1							
Kyle Turley, T	1	0	1							1
Ricky Williams, RB	1	0	1							
Corey Harris, CB	1	0	1							

FIELD GOALS

	1-19	20-29	30-39	40-49	50+
Brien	0/0	9/11	6/7	7/9	2/2
TEAM	0/0	9/11	6/7	7/9	2/2
OPP.	1/1	2/2	7/8	4/8	2/4

Brien: (46G, 21G) () (30G) (28N, 42G, 49N) (24G, 42G) (25G) (47N, 49G, 22G, 46G) (29G, 39G, 37G) (28G) (52G, 39N) (51G, 42G, 45G, 35G, 24N) (24G, 34G) (29G, 26G) () (32G) ()
 OPP.: (52G, 53N) () (32N) (36G, 44G) (42N, 19G) (41G) (46N) (35G, 51N) (52G, 22G) (45G, 32G) () () (40G, 30G, 41N, 40N, 38G) (36G) (33G) (27G)



NEW ORLEANS SAINTS 1999 OFFENSE

9/12	9/19	10/3	10/10	10/17	10/24	10/31	11/7	11/14	11/21	11/28	12/5	12/12	12/19	12/24	12/30	Totals
Car.	@S.F.	@Chi.	Atl.	Tenn.	@NYG	Clev.	T.B.	S.F.	@Jax.	@St.L.	@Atl.	St.L.	@Balt.	Dal.	@Car.	
13	17	7	18	22	12	25	21	20	8	7	7	13	8	18	22	288
7	5	8	4	4	4	16	9	10	12	11	7	2	0	4	6	97
5	12	2	12	2	0	3	12	3	1	2	7	9	7	4	13	159
5	0	4	4	5	0	6	0	5	1	2	7	2	1	3	3	32
5	6	4	4	2	0	3	0	5	12	1	3	5	2	3	4	74
17	15	15	16	12	15	13	11	3	6	8	14	13	15	10	14	220
255	324	289	390	408	270	351	303	365	339	365	240	210	248	310	335	4963
67	67	67	67	66	64	79	61	56	58	58	77	52	67	60	77	1055
3.8	4.8	4	5.8	6.2	4.2	4.4	5	6.5	5.8	4.7	3.4	6.6	3.7	5.2	4.4	4.72
147	101	137	71	55	107	231	98	143	106	102	149	66	11	61	105	1690
41	30	35	3	2.6	4	4.6	23	39	29	28	26	18	16	29	25	461
3.6	3.4	3.9	319	354	163	120	405	222	233	263	5.7	3.7	0.7	2.1	4.2	3.67
108	223	132	40	45	35	29	20	15	18	25	37	144	237	249	230	3293
22	37	28	22	28	14	13	18	12	18	47	17	28	49	26	49	553
4	0	4	3	0	2	0	1	2	2	2	7	6	2	3	3	41
24	0	46	19	2	13	0	6	20	18	10	48	44	15	29	13	305
0	0	3	3	2	3	2	1	0	1	4	2	4	4	4	4	30
1	3	0	3	4	1	3	1	0	2	1	0	0	2	2	0	26
0	1	1	0	4	0	3	1	0	0	0	0	0	0	0	0	9
10	39.5	35	36	38	39	46	39.3	47	43	44.3	38.8	43.3	37.2	44	42.9	39.54
36.2	5	4	5	4	3	5	10	3	4	15	4	0	3	7	19	35
31	0	34	5	40	31	52	6	11	4	15	4	0	6	5	7	258
51	89	27	107	119	112	28	96	63	122	171	120	215	111	111	107	1639
18	16	5	0	2	1	0	0	24	1	0	0	27	18	22	0	138
4	8	6	7	13	5	6	5	103	42	80	52	35	48	32	6	110
26	79	41	64	103	40	38	40	103	3	0	1	0	1	4	2	877
2	3	1	2	2	0	1	1	2	3	0	1	0	1	1	1	9
0	0	0	0	0	0	0	0	1	0	0	0	0	0	2	1	16
0	0	1	2	2	1	1	1	1	0	0	0	0	0	4	0	2
1	3	0	2	0	0	0	0	3	2	0	0	0	0	4	0	2
1	0	0	0	0	0	0	0	0	0	0	0	0	0	4	0	20
1	3	1	2	1	0	1	1	3	2	0	0	0	0	4	1	21
0	0	0	0	0	0	0	0	0	0	0	0	0	0	0	0	3
0	0	0	0	0	0	0	0	0	1	4	1	1	1	0	0	6
2	2	1	3	2	1	4	3	2	2	5	2	2	0	1	0	24
32:52	30:26	31:10	30:21	30:00	27:49	40:50	26:09	32:23	32:08	33:44	30:35	23:36	28:30	29:33	34:15	30:54

First Downs
Rush
Pass
Penalty
3rd Down Made
3rd Down Att.
Total Net Yards
Plays
Gain/Play
Rushing Yards
Atts.
Avg/Attempt
Net Passing Yards
Interceptions
Completions
Sack
Yards
Interceptions
Fumbles
Lost
Punts
Gross Avg.
Punt Returns
Punt Return Yards
Kickoff Returns
KO Return Yards
Interception Returns
INT Return Yards
Penalties
Penalty Yards
Touchdowns
TDs Rushing
TDs Receiving
TDs by Returns
KPAT Made
2-PAT Made
2-PAT Att.
Field Goals Made
Field Goals Attempted
Time of Possession

NEW ORLEANS SAINTS 1999 DEFENSE

9/12	9/19	10/3	10/10	10/17	10/24	10/31	11/7	11/14	11/21	11/28	12/5	12/12	12/19	12/24	12/30	Totals
Car.	@S.F.	@Chi.	Atl.	Tenn.	@NYG	Clev.	T.B.	S.F.	@Jax.	@St.L.	@Atl.	St.L.	@Balt.	Dal.	@Car.	
12	21	7	12	15	19	9	18	16	30	24	21	23	15	24	18	297
3	8	11	4	8	12	2	8	7	17	12	9	14	8	12	15	105
0	2	1	0	0	1	0	0	2	4	3	4	1	0	3	1	22
12	11	19	12	15	10	10	16	11	3	5	8	8	4	8	2	79
311	311	324	251	278	321	243	381	234	494	324	361	492	335	368	355	5318
55	63	74	4.5	6.1	7.0	42	61	53	62	56	53	66	68	65	61	966
85	88	112	104	165	106	62	6.2	4.4	8	5.8	6.8	7.5	4.9	5.7	5.8	5.51
16	23	28	33	47	29	21	40	19	139	129	128	156	61	122	67	1774
3.8	3.8	4	3.2	4.7	2.9	3	3.9	4.9	5.1	4.8	4.6	4.6	2.5	26	14	432
161	223	212	147	113	215	181	225	140	355	195	233	336	274	246	4.8	4.11
32	35	43	20	25	29	19	20	32	32	27	25	31	39	39	288	3544
16	23	25	11	12	19	2	15	18	21	15	15	21	24	23	41	489
7	5	3	3	1	4	2	1	2	3	2	0	1	5	0	22	291
46	35	12	15	11	24	12	2	17	17	18	0	10	24	0	6	45
1	1	2	3	2	1	0	0	1	1	0	3	1	4	2	0	277
2	0	4	3	1	2	1	2	0	0	0	0	3	0	0	0	19
8	4	5	6	5	6	7	2	4	2	5	3	0	9	1	1	15
44.4	39.3	44.2	40.2	48.2	40.2	43.6	47	34.5	26	44.8	41.7	35.7	35.7	42.6	42.5	41.34
22	0	3	2	1	3	2	0	18	83	25	10	3	7	1	4	43
87	91	36	69	61	32	123	113	94	100	163	81	47	41	203	132	283
0	2	0	2	2	3	16	55	0	0	2	2	3	4	5	4	60
6	3	0	11	59	44	8	70	11	0	14	52	25	74	11	64	30
28	28	35	68	75	49	3	4	86	50	50	116	54	60	86	124	483
1	4	0	1	0	2	0	1	0	2	6	5	3	4	3	9	106
0	1	0	0	0	0	0	3	0	2	4	2	1	0	2	0	55
1	1	2	2	2	4	0	4	0	1	2	1	2	1	0	1	15
0	0	0	0	0	0	0	0	0	5	5	5	3	4	0	6	34
0	0	0	0	0	0	0	0	0	0	1	0	0	0	0	0	6
1	0	1	2	1	1	1	2	2	2	0	0	0	4	3	6	54
2	0	1	2	1	1	1	2	2	2	0	0	0	0	0	0	54
2	0	1	2	1	1	1	2	2	2	0	0	0	1	1	1	1
27:08	28:34	28:50	29:39	30:00	32:11	19:10	33:51	27:37	27:52	26:16	29:25	36:24	31:30	30:27	25:45	29:06

First Downs
Rush
Pass
Penalty
3rd Down Made
3rd Down Att.
Total Net Yards
Plays
Gain/Play
Rushing Yards
Atts.
Avg/Attempt
Net Passing Yards
Attempts
Sack
Yards
Interceptions
Fumbles
Lost
Punts
Gross Avg.
Punt Returns
Punt Return Yards
Kickoff Returns
KO Return Yards
Interception Returns
INT Return Yards
Penalties
Penalty Yards
Touchdowns
TDs Rushing
TDs Receiving
TDs by Returns
KPAT Made
2-PAT Made
2-PAT Att.
Field Goals Made
Field Goals Attempted
Time of Possession



NEW ORLEANS SAINTS 1999 GAME PARTICIPATION

Name	CAR	sf	chi	ATL	TEN	nyg	CLE	TB	SF	jax	stl	atl	STL	balt	DAL	car	GP/GS	
Ackerman, Tom	X	X	X	X	X	X	LG	RG	LG	LG	LG	LG	LG	X	X	LG	16/8	
Aleaga, Ink	X	X	X	X	X	X	WLB	WLB	INAC	INAC	INAC	I/R					8/2	
Ambrose, Ashley	LCB	LCB	LCB	LCB	LCB	LCB	LCB	LCB	LCB	LCB	LCB	LCB	LCB	LCB	LCB	LCB	16/16	
Barnhardt, Tommy	X	X	X	X	X	X	X	X	X	X	X	X	X	X	X	X	16/0	
Bech, Brett	X	INAC	X	X	X	X	X	X	X	X	INAC	INAC	I/R				8/0	
Bordano, Chris	MLB	MLB	MLB	MLB	MLB	MLB	MLB	MLB	MLB	INAC	MLB	MLB	MLB	X	X	X	15/12	
Brien, Doug	X	X	X	X	X	X	X	X	X	X	X	X	X	X	X	PS	16/0	
Brown, Cuncho	I/R																	
Burroughs, Justin	X	X	X	X	X	X	X	X	X	X	X	X	X	X	X	X	16/0	
Cherry, Je'Rod	X	PS	PS	PS	PS	PS	PS	PS	PS	X	X	X	X	MLB	MLB	MLB	8/3	
Clarke, Phil	PS	X	X	X	X	X	X	X	X	X	X	X	X	TE	TE	TE	16/9	
Clay, Willie	X	X	X	X	X	FS	FS	FS	FS	FS	FS	FS	FS	FS	FS	INAC	11/8	
Cleeland, Cameron	INAC	TE	TE	TE	TE	INAC	X	INAC	DNP	X	TE	TE	TE	TE	INAC		13/10	
Craver, Aaron	FB	FB	FB	FB	FB	FB	FB	FB	X	X	INAC	INAC	X	INAC	FB	FB	16/2	
Davis, Troy	X	X	X	X	X	X	X	X	X	X	RB	RB	X	X	X	X	10/0	
Dawsey, Lawrence	INAC	X	INAC	INAC	INAC	X	X	INAC	INAC	X	3QB	3QB	INAC	INAC	QB	QB	2/2	
Delhomme, Jake																	10/5	
Drakeford, Tyronne	RCB	RCB	RCB	RCB	INAC	X	X	X		INAC	X	RCB	DNP	INAC	INAC	DNP		
Ernest, Justin	RPUP					REL												
Farquhar, John	I/R																	
Fields, Mark	WLB	WLB	WLB	WLB	WLB	WLB	INAC	INAC	WLB	WLB	WLB	WLB	WLB	WLB	WLB	WLB	14/14	
Floyd, Malcolm	I/R	T.C.																
Fontenot, Jerry	C	C	C	C	C	C	C	C	C	C	C	C	C	C	C	C	16/16	
Franklin, P.J.	PS	PS	PS	PS	PS	PS	PS	PS	PS	PS	PS	PS	PS	PS	PS	PS	3/0	
Gammon, Kendall	X	X	X	X	X	X	X	X	X	X	X	X	X	X	X	X	16/0	
Glover, La'Roi	RDT	RDT	RDT	RDT	RDT	RDT	RDT	RDT	RDT	RDT	RDT	RDT	RDT	RDT	RDT	RDT	16/16	
Halapin, Mike	INAC	INAC	INAC	INAC	INAC	INAC	LG	LG	X	X	X	X	X	LG	LG	INAC	9/3	
Hamiter, Uhuru	DNP	INAC	PS	PS	PS	PS	PS	PS	PS	PS	PS	PS	PS	X	INAC	INAC	5/0	
Harris, Corey	PS	PS	REL											X	X	X	3/0	
Hastings, Andre	X	X	X	X	X	WR	INAC	WR	WR	WR	WR	WR	WR	X	WR	X	15/5	
Hewitt, Chris	X	X	X	X	X	X	X	X	X	X	X	X	X	INAC	I/R		12/0	
Hills, Keno	INAC	INAC	INAC	INAC	INAC	INAC	INAC	DNP	REL								9/7	
Hobert, Billy Joe	QB	QB	QB	QB	3QB	3QB	3QB	3QB	3QB	PS	PS	PS	PS	DNP	X	3QB	9/7	
Hunt, Robert	I/R																0/0	
Johnson, Joe	RPUP																	
Johnson, Tony	FS	FS	FS	FS	FS	FS	FS	FS	FS	X	X	FS	X	X	X	FS	16/7	
Kelly, Rob	WR	WR	WR	WR	WR	WR	WR	WR	WR	WR	WR	WR	WR	WR	WR	WR	16/16	
Kennison, Eddie	SS	SS	SS	SS	SS	SS	SS	SS	SS	SS	SS	SS	SS	SS	SS	SS	16/16	
Knight, Sammy	I/R																	
LaBelle, Bryan	INAC	INAC	INAC	INAC	X	REL											1/0	
Lillibridge, Marc	I/R																	
Little, Earl	INAC	INAC	INAC	INAC	X	REL											1/0	
Martin, Wayne	LDT	LDT	LDT	LDT	LDT	LDT	LDT	LDT	LDT	LDT	LDT	LDT	LDT	LDT	LDE	LDE	LDE	16/16
Mickell, Darren	INAC	INAC	INAC	INAC	X	REL											1/0	
Mitchell, Kevin	SLB	SLB	SLB	SLB	SLB	SLB	SLB	SLB	SLB	SLB	SLB	SLB	SLB	SLB	SLB	SLB	16/16	
Mitchell, Keith	X	X	X	X	X	X	X	X	X	X	X	X	X	X	X	X	16/1	
Molden, Alex	DNP	DNP	X	DNP	X	X	X	X	X	X	X	X	X	X	X	X	13/0	
Naeole, Chris	RG	RG	RG	RG	RG	RG	INAC	RG	RG	RG	RG	RG	RG	RG	RG	RG	15/15	
Newkirk, Robert																	5/0	
Perry, Wilmont	INAC	INAC	INAC	INAC	INAC	INAC	INAC	INAC	DNP	X	RB	RB	RB	RB	X	X	7/3	
Philyaw, Dino	X	X	X	X	X	INAC	INAC	INAC	X	X	X	X	X	X	X	X	13/0	
Pittman, Julian	I/R																	
Poole, Keith	WR	WR	WR	WR	WR	INAC	WR	WR	WR	WR	WR	WR	WR	WR	WR	WR	15/15	
Powell, Marvin	PS	PS	PS	PS	PS	X	X	X	INAC	X	X	X	X	X	X	DNP	9/0	
Roaf, William	LT	LT	LT	LT	LT	LT	LT	LT	LT	LT	LT	LT	LT	LT	LT	LT	16/16	
Robbins, Austin	X	X	X	X	X	X	X	X	X	X	X	INAC	INAC	LDT	LDT	LDT	14/3	
Schau, Tom	PS	PS	PS	PS	PS	PS	PS	PS	PS	PS	PS	PS	PS	PS	PS	PS		
Scifres, Steve																	0/0	
Slutzker, Scott	TE	X	X	X	X	INAC	INAC	INAC	X	TE	X	X	X	I/R			11/2	
Smith, Brady	RDE	RDE	RDE	RDE	RDE	RDE	RDE	RDE	RDE	RDE	RDE	RDE	RDE	RDE	RDE	RDE	16/16	
Smith, Lamar	X	X	X	X	X	X	X	X	RB	X	X	X	DNP	INAC	INAC		13/2	
Smith, Vinson	X	X	X	X	X	X	X	X	X	X	INAC	X	I/R				12/0	
Spragan, Donnie	I/R																	
Stevens, L.C.														PS	PS	PS	12/1	
Terrell, Daryl	X	DNP	DNP	DNP	DNP	TE	X	X	X	X	X	X	X	X	X	X	10/7	
Tolliver, Billy Joe	DNP	DNP	X	X	QB	QB	X	QB	QB	QB	QB	QB	QB	QB	INAC	DNP	8/6	
Tomich, Jared	INAC	X	X	LDE	LDE	LDE	LDE	LDE	LDE	INAC	INAC	INAC	INAC	INAC	I/R		0/0	
Tuipala, Joe														PS	INAC	INAC	0/0	
Turley, Kyle	RT	RT	RT	RT	RT	RT	RT	RT	RT	RT	RT	RT	RT	RT	RT	RT	16/16	
Weary, Fred	X	X	X	X	X	RCB	RCB	RCB	RCB	RCB	RCB	RCB	RCB	RCB	RCB	RCB	16/11	
Whitehead, Willie	X	X	X	X	X	X	X	X	X	X	LDE	LDE	LDE	X	X	X	16/3	
Wilcox, Josh	X	INAC	INAC	INAC	X	TE	TE	TE	TE	INAC	INAC	INAC	INAC	X	TE		8/4	
Williams, Ricky	RB	RB	RB	RB	RB	RB	RB	RB	RB	RB	INAC	DNP	INAC	INAC	RB	RB	12/12	
Williams, Robert														INAC	INAC	INAC	0/0	
Williams, Wally	LG	LG	LG	LG	LG	LG	INAC	INAC	INAC	I/R							6/6	
Wilson, Troy	LDE	LDE	LDE	X	X	X	X	X	X	LDE	X	X	X	X	X	X	16/4	
Wuerffel, Danny	3QB	3QB	3QB	3QB	DNP	X	3QB	DNP	DNP	3QB	X	X	X	3QB	X	3QB	4/0	

X-Substitute, DNP-Did Not Play, INAC-Inactive, 3QB-Third Quarterback, PS-Practice Squad; REL-Released, I/R-Injured Reserve, RPUP - Reserve/Physically Unable to Perform, NB - Nickel Back, DB - Dime Back, TR-Traded prior to contest; PS/I - Practice Squad/Injured; EXE - Roster Exempt List; T.C. - Terminated Contract



1999 GAME-BY-GAME STARTERS

Game	Opponent	Offense	Defense
1/200	@Car.	Poolo, Kennison	Wilcox, Roaf, Ackerman, Fontenot, Naeole, Turley, Tolliver, Delhomme, Ri. Williams, Craver
12/24	Dal.	Poolo, Kennison	Cleeland, Roaf, Halapin, Fontenot, Naeole, Turley, Tolliver, Delhomme, Ri. Williams, Craver
12/19	@Balt.	Poolo, Kennison, Hastings	Cleeland, Roaf, Halapin, Fontenot, Naeole, Turley, Tolliver, Perry
12/12	St.L.	Poolo, Kennison	Cleeland, Roaf, Ackerman, Fontenot, Naeole, Turley, Tolliver, Perry, Davis
12/5	@Atl.	Poolo, Kennison	Cleeland, Roaf, Ackerman, Fontenot, Naeole, Turley, Hobert, Perry, Davis
11/28	@St.L.	Poolo, Kennison, Hastings	Slutzker, Roaf, Ackerman, Fontenot, Naeole, Turley, Hobert, L. Smith
11/21	@Jax.	Poolo, Kennison, Hastings	Wilcox, Roaf, Ackerman, Fontenot, Naeole, Turley, Tolliver, Ri. Williams, Craver
11/14	S.F.	Poolo, Kennison, Hastings	Roaf, Ackerman, Fontenot, Naeole, Turley, Tolliver, Ri. Williams, L. Smith
11/7	T.B.	Poolo, Kennison	Wilcox, Roaf, Halapin, Fontenot, Ackerman, Naeole, Turley, Tolliver, Ri. Williams, Craver
10/31	Clev.	Poolo, Kennison	Wilcox, Roaf, Ackerman, Fontenot, Naeole, Turley, Hobert, Ri. Williams, Craver
10/24	@NYG	Hastings, Kennison	Terrell, Roaf, W. Williams, Fontenot, Naeole, Turley, Tolliver, Ri. Williams, Craver
10/17	Tenn.	Poolo, Kennison	Cleeland, Roaf, W. Williams, Fontenot, Naeole, Turley, Tolliver, Ri. Williams, Craver
10/10	Atl.	Poolo, Kennison	Cleeland, Roaf, W. Williams, Fontenot, Naeole, Turley, Hobert, Ri. Williams, Craver
10/3	@Chi.	Poolo, Kennison	Cleeland, Roaf, W. Williams, Fontenot, Naeole, Turley, Hobert, Ri. Williams, Craver
9/19	@S.F.	Poolo, Kennison	Cleeland, Roaf, W. Williams, Fontenot, Naeole, Turley, Hobert, Ri. Williams, Craver
9/12	Car.	Poolo, Kennison	Slutzker, Roaf, W. Williams, Fontenot, Naeole, Turley, Hobert, Ri. Williams, Craver

WR TE LT LG C RB RT RB RB RB DE DT DT DT LB LB LB LB RB RB



WHERE THE SAINTS STOOD IN 1999 (NFC/NFL)

	Offense	Defense
Points	14/29	14/29
Total Net Yards	10/19	8/20
Net Rushing Yards	8/18	8/20
Net Passing Yards	11/20	9/21
First Downs	10/18	6/16
Third Down Conversions	12/26	6/19
Time of Possession	4/11	
Takeaway/Giveaway Ratio	9T/19T	
Takeaways		5/9
Giveaways	12T/28T	

NEW ORLEANS SAINTS YEARLY RANKINGS (1990-99)

	NFC			DEFENSE		
	Total	Rush	Pass	Total	Rush	Pass
1990	12	8	12	8	5	9
1991	7	8	6	2	2	2
1992	9	10	6	2	4	1
1993	10	7	9	6	13	1
1994	6	13	4	12	9	13
1995	10	14	7	11	12	10
1996	14	15	12	8	14	3
1997	15	14	13	4	6	4
1998	13	15	9	14	7	15
1999	10	8	11	8	8	9

	NFL			DEFENSE		
	Total	Rush	Pass	Total	Rush	Pass
1990	23	16	26	15	6	19
1991	15	14	10	2	2	2
1992	14	16	11	2	7T	1
1993	21	14	21	7	25	1
1994	12	26	8	25	18	26
1995	19	28	10	22	21	22
1996	29	30	25	13	27	3
1997	30	27	27	4	14	6
1998	28	30	18	26	17	30
1999	19	18	20T	20	20	21



1999 NFL STANDINGS

NFC							AFC						
EASTERN DIVISION							EASTERN DIVISION						
	W	L	T	Pct.	Pts.	OP		W	L	T	Pct.	Pts.	OP
Washington	10	6	0	.625	443	377	Indianapolis	13	3	0	.813	423	333
Dallas	8	8	0	.500	352	276	Buffalo	11	5	0	.688	320	229
NY Giants	7	9	0	.438	299	358	Miami	9	7	0	.563	326	336
Arizona	6	10	0	.375	245	382	NY Jets	8	8	0	.500	308	309
Philadelphia	5	11	0	.313	272	357	New England	8	8	0	.500	299	284

CENTRAL DIVISION							CENTRAL DIVISION						
	W	L	T	Pct.	Pts.	OP		W	L	T	Pct.	Pts.	OP
Tampa Bay	11	5	0	.688	270	235	Jacksonville	14	2	0	.875	396	217
Minnesota	10	6	0	.625	399	335	Tennessee	13	3	0	.813	392	324
Detroit	8	8	0	.500	322	323	Baltimore	8	8	0	.500	324	277
Green Bay	8	8	0	.500	357	341	Pittsburgh	6	10	0	.375	317	320
Chicago	6	10	0	.375	272	341	Cincinnati	4	12	0	.250	283	460
							Cleveland	2	14	0	.125	217	437

WESTERN DIVISION							WESTERN DIVISION						
	W	L	T	Pct.	Pts.	OP		W	L	T	Pct.	Pts.	OP
St. Louis	13	3	0	.813	526	242	Seattle	9	7	0	.563	338	298
Carolina	8	8	0	.500	421	381	Kansas City	9	7	0	.563	390	322
Atlanta	5	11	0	.313	285	380	San Diego	8	8	0	.500	269	316
San Francisco	4	12	0	.188	295	453	Oakland	8	8	0	.500	390	329
New Orleans	3	13	0	.188	260	434	Denver	6	10	0	.375	314	318

1999 POSTSEASON GAMES (Home Team in CAPS)

WASHINGTON 27, Detroit 13
MINNESOTA 27, Dallas 10

TENNESSEE 22, Buffalo 16
Miami 20, SEATTLE 17

WILD CARD GAMES

DIVISIONAL PLAYOFFS

TAMPA BAY 14, Washington 13
ST. LOUIS 49, Minnesota 37

JACKSONVILLE 62, Miami 7
Tennessee 19, INDIANAPOLIS 16

CONFERENCE CHAMPIONSHIPS

ST. LOUIS 11, Tampa Bay 6

Tennessee 33, JACKSONVILLE 14

SUPER BOWL XXXIV at Georgia Dome, Atlanta, Georgia

St. Louis 23, Tennessee 17

AFC-NFC PRO BOWL at Honolulu, Hawaii

NFC 51, AFC 31

SAINTS 1999 PRESEASON STATISTICS

WON 2, LOST 2

8/13	W	26-14	at Miami	59,972
8/21	L	7-37	Indianapolis	41,788
8/28	L	17-38	Green Bay	53,074
9/2	W	12-11	at Tennessee	63,634

TOTAL FIRST DOWNS	N.O.	OPP.
Rushing	30	29
Passing	45	40
Penalty	8	4
3rd Down: Made/Att.	26/57	14/49
3rd Down: Pct.	45.6	28.6
4th Down: Made/Att.	1/9	5/9
4th Down: Pct.	11.1	55.6
POSSESSION AVG.	31:52	28:08
TOTAL NET YARDS	1334	1165
Avg. Per Game	333.5	291.3
Total Plays	271	245
Avg. Per Play	4.9	4.8
NET YARDS RUSHING	483	471
Avg. Per Game	120.8	117.8
Total Rushes	112	110
NET YARDS PASSING	851	694
Avg. Per Game	212.8	173.5
Sacked/Yards Lost	19/118	10/60
Gross Yards	969	754
Att./Completions	140/71	125/65
Completion Pct.	50.7	52.0
Had Intercepted	6	1
PUNTS/AVERAGE	13/41.5	20/40.4
NET PUNTING AVG.	13/33.9	20/35.1
PENALTIES/YARDS	29/286	27/208
FUMBLES/BALL LOST	11/5	6/3
TOUCHDOWNS	7	12
Rushing	3	4
Passing	2	7
Returns	2	1

SCORE BY PERIODS

	Q1	Q2	Q3	Q4	OT	PTS.
SAINTS	17	27	3	15	0	62
OPP.	10	53	14	23	0	100

SCORING

	TD-Ru	-Pa	-RT	PAT	FG	S	PTS.
Brien	0	0	0	0	5/5	5/6	0 20
Davis	2	2	0	0			0 12
Bech	1	0	1	0			0 6
Perry	1	1	0	0			0 6
Philyaw	1	0	0	1			0 6
Poole	1	0	1	0			0 6
Weary	1	0	0	1			0 6
TEAM	7	3	2	2	5/5	5/6	0 62
OPP.	12	4	7	1	11/12	5/7	1 100

2 Pt. Conv.: TEAM 0-2, OPP. 0-0
 SACKS: Whitehead 2.5, Cherry 1.0, Fields 1.0, Knight 1.0, Martin 1.0, Kev. Mitchell 1.0, Ridgley 1.0, Weary 1.0, Robbins 0.5.

SAINTS	10.0
OPPONENTS	19.0

RUSHING

	No.	Yds.	Avg.	Long	TD
Philyaw	23	119	5.2	22	0
Perry	16	113	7.1	23	1
Davis	29	95	3.3	19	2
R. Williams	9	44	4.9	20	0
L. Smith	14	37	2.6	13	0
Craver	5	31	6.2	19	0
Delhomme	6	24	4.0	14	0
Powell	2	10	5.0	11	0
Kennison	1	5	5.0	5	0
Wuerffel	4	3	0.8	5	0
Twynner	1	2	2.0	2	0
Hobert	1	0	0.0	0	0
Tolliver	1	0	0.0	0	0
TEAM	112	483	4.3	23	3
OPP.	110	471	4.3	36	4

RECEIVING

	No.	Yds.	Avg.	Long	TD
Yarborough	8	158	19.8	40	0
Kennison	6	91	15.2	46	0
Hughes	5	60	12.0	15	0
Twynner	5	52	10.4	14	0
Craver	5	36	7.2	13	0
Bech	4	85	21.3	29	1
Philyaw	4	72	18.0	31	0
Davis	4	46	11.5	22	0
Poole	3	96	32.0	58t	1
Stutzker	3	56	18.7	42	0
L. Smith	3	49	16.3	27	0
Wilcox	3	30	10.0	18	0
Dawsey	3	27	9.0	17	0
Brown	3	25	8.3	11	0
Leshinski	2	25	12.5	21	0
Stevens	2	25	12.5	13	0
Hastings	2	15	7.5	9	0
Powell	2	9	4.5	6	0
Cleeland	1	7	7.0	7	0
Franklin	1	6	6.0	6	0
Perry	1	5	5.0	5	0
R. Williams	1	-6	-6.0	-6	0
TEAM	71	969	13.6	58t	2
OPP.	65	754	11.6	49	7

KICKOFF RETURNS

	No.	Yds.	Avg.	Long	TD
Franklin	8	115	14.4	25	0
Davis	7	198	28.3	39	0
Little	2	28	14.0	28	0
Kelly	1	-3	-3.0	-3	0
Philyaw	1	93	93.0	93t	1
TEAM	19	431	22.7	93t	1
OPP.	16	311	19.4	30	0

FIELD GOALS

	1-19	20-29	30-39	40-49	50+
Brien	0/0	1/1	1/2	3/3	0/0
TEAM	0/0	1/1	1/2	3/3	0/0
OPP.	0/0	2/2	2/3	1/2	0/0

PUNT RETURNS

	Ret	FC	Yds	Avg	Long	TD
Kennison	5	0	29	5.8	9	0
Franklin	3	0	17	5.7	18	0
Hastings	1	2	0	0.0	0	0
TEAM	9	2	46	5.1	18	0
OPP.	9	3	78	8.7	34	0

INTERCEPTIONS

	No.	Yds.	Avg.	Long	TD
Harris	1	6	6.0	6	0
TEAM	1	6	6.0	6	0
OPP.	6	61	10.2	16	0

PUNTING

	No.	Yds	Avg	Net	TB	In	Lg	B
Barnhardt	13	539	41.5	33.9	1	2	53	0
TEAM	13	539	41.5	33.9	1	2	53	0
OPP.	20	808	40.4	35.1	3	7	60	1

PASSING	Att.	Cmp	Yds	Cmp%	Yds/Att	TD	TD%	Int	Int%	Long	Sack/Lost	Rating
Wuerffel	46	26	354	56.5	7.70	0	0.0	3	6.5	42	9/63	54.1
Delhomme	44	17	202	38.6	4.59	0	0.0	0	0.0	29	5/30	53.4
Tolliver	34	17	221	50.0	6.50	0	0.0	3	8.8	40	2/12	34.1
Hobert	15	10	179	66.7	11.93	2	13.3	0	0.0	58t	3/13	146.9
Barnhardt	1	1	13	100.0	13.00	0	0.0	0	0.0	13	0/0	118.8
TEAM	140	71	969	50.7	6.92	2	1.4	6	4.3	58t	19/118	60.1
OPPONENTS	125	65	754	52.0	6.03	7	5.6	1	0.8	49	10/60	85.9

DEFENSIVE STATS

	Tkl	Ast	Tot	Sack	Yds	Int	Yds	PD	FR	FF
C. Hewitt	12	3	15							
S. Knight	10	2	12	1	0			1	1	
I. Aleaga	8	3	11							
W. Whitehead	9	1	10	2.5	18				1	
E. Little	8	2	10					2		
C. Bordano	8	1	9							
A. Robbins	7	2	9	0.5	4					1
A. Molden	7	2	9					2		
F. Weary	6	1	7	1	11				3	
T. Wilson	6	1	7							
M. Fields	5	2	7	1	8					1
J. Cherry	4	3	7	1	6					
Kev. Mitchell	6	0	6							
U. Hamiter	5	1	6							1
A. Ambrose	5	1	6						2	
V. Smith	5	1	6							
R. Kelly	5	0	5							
W. Martin	4	1	5	1	1					
W. Clay	4	1	5							1
P. Clarke	4	0	4							
D. Spragan	3	1	4							
L. Glover	3	1	4							
B. Smith	3	0	3							
Kei. Mitchell	3	0	3	1	6					
R. Lurtsema	3	0	3							
R. Warner	2	1	3							
G. Joseph	2	0	2							1
A. Cobbs	2	0	2							
T. Ridgley	2	0	2	1	6					
T. Maranto	2	0	2							
M. Coley	1	1	2							
C. Cummings	1	1	2							2
M. Halapin	1	0	1							
D. Hughes	1	0	1							
C. Harris	1	0	1							
S. Gumina	1	0	1			1	6	4		
C. Jones	1	0	1							
A. Craver	1	0	1							
L. Dawsey	1	0	1							
M. Powell	1	0	1							
L. Smith	1	0	1							
T. Ackerman	0	0	0							1
K. Turley	0	0	0							1
T. Williams	0	0	0							2
B.J. Hobert	0	0	0							1

SPECIAL TEAMS TOTALS

	Tkl	Ast	Tot	FR	FF	BK
J. Cherry	5	0	5			
R. Warner	3	0	3			
D. Spragan	2	0	2			
C. Hewitt	2	0	2			
P. Clarke	2	0	2			
Kei. Mitchell	1	0	1			1
M. Lillibridge	1	0	1			
R. Yarborough	1	0	1			
B. Bech	1	0	1			
F. Weary	1	0	1			1
W. Clay	1	0	1			
I. Aleaga	1	0	1			




SUPER BOWL RESULTS

(Years indicate season)

- 1966 (I) — Green Bay 35, Kansas City 10 at Los Angeles, Calif.
- 1967 (II) — Green Bay 33, Oakland 14 at Miami, Fla.
- 1968 (III) — New York Jets 16, Baltimore 7 at Miami, Fla.
- 1969 (IV) — Kansas City 23, Minnesota 7 at NEW ORLEANS, LA. (Tulane Stadium)
- 1970 (V) — Baltimore 16, Dallas 13 at Miami, Fla.
- 1971 (VI) — Dallas 24, Miami 3 at NEW ORLEANS, LA. (Tulane Stadium)
- 1972 (VII) — Miami 14, Washington 7 at Los Angeles, Calif.
- 1973 (VIII) — Miami 24, Minnesota 7 at Houston, Tex.
- 1974 (IX) — Pittsburgh 16, Minnesota 6 at NEW ORLEANS, LA. (Tulane Stadium)
- 1975 (X) — Pittsburgh 21, Dallas 17 at Miami, Fla.
- 1976 (XI) — Oakland 32, Minnesota 14 at Pasadena, Calif.
- 1977 (XII) — Dallas 27, Denver 10 at NEW ORLEANS, LA. (Superdome)
- 1978 (XIII) — Pittsburgh 35, Dallas 31 at Miami, Fla.
- 1979 (XIV) — Pittsburgh 31, Los Angeles Rams 19 at Pasadena, Calif.
- 1980 (XV) — Oakland 27, Philadelphia 10 at NEW ORLEANS, LA. (Superdome)
- 1981 (XVI) — San Francisco 26, Cincinnati 21 at Pontiac, Mich.
- 1982 (XVII) — Washington 27, Miami 17 at Pasadena, Calif.
- 1983 (XVIII) — L.A. Raiders 38, Washington 9 at Tampa, Fla.
- 1984 (XIX) — San Francisco 38, Miami 16 at Palo Alto, Calif.
- 1985 (XX) — Chicago 46, New England 10 at NEW ORLEANS, LA. (Superdome)
- 1986 (XXI) — New York Giants 39, Denver 20 at Pasadena, Calif.
- 1987 (XXII) — Washington 42, Denver 10 at San Diego, Calif.
- 1988 (XXIII) — San Francisco 20, Cincinnati 16 at Miami, Fla.
- 1989 (XXIV) — San Francisco 55, Denver 10 at NEW ORLEANS, LA. (Superdome)
- 1990 (XXV) — N.Y. Giants 20, Buffalo 19 at Tampa, Fla.
- 1991 (XXVI) — Washington 37, Buffalo 24 at Minneapolis, Minn.
- 1992 (XXVII) — Dallas 52, Buffalo 17 at Pasadena, Calif.
- 1993 (XXVIII) — Dallas 30, Buffalo 13 at Atlanta, Ga.
- 1994 (XXIX) — San Francisco 49, San Diego 26 at Miami, Fla.
- 1995 (XXX) — Dallas 27, Pittsburgh 17 at Tempe, Ariz.
- 1996 (XXXI) — Green Bay 35, New England 21 at NEW ORLEANS, LA. (Superdome)
- 1997 (XXXII) — Denver 31, Green Bay 24 at San Diego, Calif.
- 1998 (XXXIII) — Denver 34, Atlanta 19 at Miami, Fla.
- 1999 (XXXIV) — St. Louis 23, Tennessee 17 at Atlanta, Georgia

PRO BOWL RESULTS

- | | | |
|-----------------------|-----------------------|----------------------------|
| 1971 — NFC 27, AFC 6 | 1981 — NFC 21, AFC 7 | 1991 — AFC 23, NFC 21 |
| 1972 — AFC 26, NFC 13 | 1982 — AFC 16, NFC 13 | 1992 — NFC 21, AFC 15 |
| 1973 — AFC 33, NFC 28 | 1983 — NFC 20, AFC 19 | 1993 — AFC 23, NFC 20 (OT) |
| 1974 — AFC 15, NFC 13 | 1984 — NFC 45, AFC 3 | 1994 — NFC 17, AFC 3 |
| 1975 — NFC 17, AFC 10 | 1985 — AFC 22, NFC 14 | 1995 — AFC 41, NFC 13 |
| 1976 — NFC 23, AFC 20 | 1986 — NFC 28, AFC 24 | 1996 — NFC 20, AFC 13 |
| 1977 — AFC 24, NFC 14 | 1987 — AFC 10, NFC 6 | 1997 — AFC 26, NFC 23 |
| 1978 — NFC 14, AFC 13 | 1988 — AFC 15, NFC 6 | 1998 — AFC 23, NFC 10 |
| 1979 — NFC 13, AFC 7 | 1989 — NFC 34, AFC 3 | 1999 — NFC 51, AFC 31 |
| 1980 — NFC 37, AFC 27 | 1990 — NFC 27, AFC 21 | |



RECORDS

Saints running back Ricky Williams en route to his first NFL rushing touchdown vs. Jacksonville Jaguars. 11/21/99

SAINTS ALL-TIME LEADERS

RUSHING

	Att.	Yds.	Avg.	Long	TD
1. George Rogers (1981-84)	995	4,267	4.3	79t	23
2. Dalton Hilliard (1986-93)	1126	4,164	3.7	65t	39
3. Rueben Mayes (1986-88, 1990)	837	3,408	4.1	50	23
4. Chuck Muncie (1976-80)	787	3,386	4.3	69t	28
5. Tony Galbreath (1976-80)	760	2,865	3.8	74t	27
6. Mario Bates (1994-97)	678	2,554	3.8	74t	21
7. Wayne Wilson (1979-86)	658	2,462	3.7	41t	16
8. Archie Manning (1971-75, 77-82)	358	2,058	5.7	27	18
9. Mike Strachan (1975-80)	471	1,899	4.0	31	14
10. Craig Heyward (1988-92)	432	1,813	4.2	73t	13
11. Derek Brown (1993-96)	388	1,383	3.6	60	6
12. Hokie Gajan (1982-85)	252	1,358	5.4	62t	11

PASSING

	Att.	Comp.	Yds.	Pct.	TD	Int.
1. Archie Manning (1971-75, 77-82)	3,335	1,849	21,734	55.4	115	156
2. Bobby Hebert (1985-89, 91-92)	2,055	1,202	14,630	58.5	85	75
3. Jim Everett (1994-96)	1,571	958	10,622	61.0	60	48
4. Billy Kilmer (1967-70)	1,116	592	7,490	53.0	47	62
5. Dave Wilson (1981, 83-88)	1,038	551	6,987	53.1	36	55
6. Steve Walsh (1990-93)	620	336	3,879	54.2	25	22
7. Ken Stabler (1983-84)	570	326	3,670	57.2	17	33
8. Billy Joe Tolliver (1998-99)	467	249	3,343	53.3	15	20
9. Bobby Scott (1973-82)	500	237	2,781	47.4	15	29
10. Edd Hargett (1969-71)	437	205	2,727	46.9	11	10

RECEIVING

	No.	Yds.	Avg.	Long	TD
1. Eric Martin (1985-93)	532	7,854	14.8	84	48
2. Danny Abramowicz (1967-73)	309	4,875	15.7	80t	37
3. Tony Galbreath (1976-80)	284	2,221	7.8	38	6
4. Quinn Early (1991-95)	270	3,758	13.9	70t	25
5. Hoby Brenner (1981-93)	267	3,849	14.4	57	21
6. Dalton Hilliard (1986-93)	249	2,233	9.0	54t	14
7. Henry Childs (1974-80)	207	3,220	15.6	59t	27
8. Wes Chandler (1978-81)	182	2,801	15.4	85t	15
9. Wayne Wilson (1979-86)	179	1,517	8.5	55	14
10. Torrance Small (1992-96)	176	2,180	12.4	75t	16
11. Michael Haynes (1994-96)	162	2,368	14.6	78t	13
12. John Tice (1983-92)	158	1,603	10.1	40	15
13. Dave Parks (1968-72)	149	2,264	15.2	66	16
14. Jeff Groth (1981-85)	147	2,073	14.1	56t	5
15. Lonzell Hill (1987-90)	136	1,696	12.5	46	13

SCORING

	TD	PAT	FG	Total
1. Morten Andersen (1982-94)	-	412	302	1318
2. Doug Brien (1995-99)	-	107	100	407
3. Dalton Hilliard (1986-93)	53	-	-	318
4. Eric Martin (1985-93)	48	-	-	288
5. Charlie Durkee (1967-68, 71-72)	-	87	52	243
6. Danny Abramowicz (1967-73)	37	-	-	222
7. Tony Galbreath (1976-80)	33	1	2	205
8. Rich Szaro (1975-78)	-	79	37	190
9. Wayne Wilson (1979-86)	30	-	-	180
10. Chuck Muncie (1976-80)	29	-	-	174
11. Tom Dempsey (1969-70)	-	49	40	169
12. Henry Childs (1974-80)	28	-	-	168
13. Quinn Early (1991-95)	25	-	-	150
14. George Rogers (1981-84)	23	-	-	138
15. Rueben Mayes (1986-88, 1990)	23	-	-	138

PUNTING

	No.	Avg.	Long
1. Mark Royals (1997-98)	176	45.8	66
2. Tommy Barnhardt (1987, 1989-94, 1999)	515	42.5	65
3. Tom McNeill (1967-69)	130	42.3	81
4. Brian Hansen (1984-88)	363	42.0	66
5. Steve O'Neal (1973)	81	41.7	71
6. Julian Fagan (1970-72)	225	41.6	71
7. Tom Blanchard (1974-78)	447	41.3	71
8. Rick Partridge (1979)	57	40.9	61
9. Ollie Cordill (1969)	42	40.9	58
10. Klaus Wilmsmeyer (1995-96)	160	40.7	63

INTERCEPTIONS

	No.	Yds.	Avg.	Long	TD
1. Dave Waymer (1980-89)	37	395	10.7	44	0
2. Tommy Myers (1972-81)	36	621	17.3	97t	2
3. Gene Atkins (1987-93)	21	324	15.4	79	0
4. Dave Whitsell (1967-69)	19	242	12.7	41	2
5. Johnnie Poe (1981-87)	17	269	15.8	40t	2
6. Toi Cook (1987-93)	16	280	17.5	63t	2
7. Brett Maxie (1985-93)	16	232	14.5	50t	3
8. Ernie Jackson (1972-77)	15	187	12.5	46	0
9. Frank Wattelet (1981-87)	12	135	11.3	35t	1
10. Sammy Knight (1997-99)	12	246	20.5	91t	2
11. Hugo Hollas (1970-72)	11	149	13.5	29	0

MOST QUARTERBACK SACKS

	No.	Yds
1. Rickey Jackson (1981-93)	123	873
2. Wayne Martin (1989-99)	82.5	547
3. Pat Swilling (1986-92)	76.5	629.5
4. Frank Warren (1981-89, 91-94)	57	362
5. Jim Wilks (1981-93)	49	354
6. Renaldo Turnbull (1990-96)	44.5	255.5
7. Elois Grooms (1975-81)	43	-
8. Derland Moore (1973-85)	40.5	301
9. Bruce Clark (1982-88)	39.5	284
10. Bob Pollard (1971-77)	37	-

PUNT RETURNS

	No.	Yds.	Avg.	Long	TD
1. Andre Hastings (1998)	22	307	14.0	76	0
2. Mel Gray (1986-88)	49	657	13.4	80	1
3. Eric Guliford (1997-98)	57	599	10.5	40	0
4. Howard Stevens (1973-74)	54	547	10.1	40	0
5. Pete Athas (1976)	35	332	9.5	67	0
6. Tyrone Hughes (1993-96)	116	1,060	9.1	83t	2
7. Jitter Fields (1984)	27	236	8.7	61	0
8. Jeff Groth (1981-85)	104	887	8.5	36	0

KICKOFF RETURNS

	No.	Yds.	Avg.	Long	TD
1. Walt Roberts (1967)	28	737	26.3	91t	1
2. John Gilliam (1967-68, 77)	31	809	26.1	94t	1
3. Eric Guliford (1997-98)	61	1,562	25.6	102t	1
4. Tyrone Hughes (1993-96)	229	5,717	25.0	99t	3
5. Gene Howard (1968-69)	32	760	23.8	86	0
6. Margene Adkins (1972)	43	1,020	23.7	61	0
7. Mel Gray (1986-88)	94	2,192	23.3	101t	1
8. Wes Chandler (1978-81)	39	896	23.0	38	0
9. Rich Mauti (1977-80, 82-83)	124	2,836	22.9	52	0
10. Wayne Wilson (1979-86)	69	1,583	22.9	75	0

FIELD GOALS

	Att.	Made	Pct.	Long
1. Morten Andersen (1982-94)	389	302	.776	60
2. Doug Brien (1995-99)	120	100	.833	56
3. Charlie Durkee (1967-68, 71-72)	101	52	.515	47
4. Tom Dempsey (1969-70)	75	40	.533	63
5. Rich Szaro (1975-78)	58	37	.638	50
6. Benny Ricardo (1980-81)	42	23	.548	47
7. Bill McClard (1973-75)	45	23	.511	47
8. Garo Yepremian (1979)	16	12	.750	44
9. Happy Feller (1972-73)	23	10	.435	46

100 GAMES PLAYED CLUB

(With Saints Only)

	No.
1. Morten Andersen (1982-94)	196
2. Rickey Jackson (1981-93)	195
3. Frank Warren (1981-89, 91-94)	189
4. Stan Brock (1980-92)	186
5. Jim Wilks (1981-93)	183
6. Hoby Brenner (1981-93)	175
7. Wayne Martin (1989-99)	171
8. Derland Moore (1973-85)	169
9. Jim Dombrowski (1986-96)	151
10. Dave Waymer (1980-89)	149
11. Eric Martin (1985-93)	143
12. Joel Hilgenberg (1984-93)	142
13. John Hill (1975-84)	137
Archie Manning (1971-82)	137
15. John Tice (1983-92)	134
16. Sam Mills (1986-94)	133
17. Joe Federspiel (1972-80)	130
18. Vaughan Johnson (1986-93)	120
19. Tommy Myers (1972-81)	119
20. Brett Maxie (1985-93)	118
21. Dave Lafary (1977-85)	109
22. Dalton Hilliard (1986-93)	108
William Roaf (1993-99)	108
24. Pat Swilling (1986-92)	107
Gene Atkins (1987-93)	107
26. Renaldo Turnbull (1990-96)	104
27. Bruce Clark (1982-88)	102
28. Larry Hardy (1978-85)	101
Toi Cook (1987-93)	101

Bold indicates player still active with the Saints

SAINTS LEADERS BY YEARS

RUSHING

	Att.	Yds.	Avg.	Long	TD
1967 — Jim Taylor	130	390	3.0	16	2
1968 — Don McCall	155	637	4.1	48	4
1969 — Andy Livingston	181	761	4.2	18	5
1970 — Tony Baker	82	337	4.1	27	5
1971 — Jim Strong	95	404	4.3	39	3
1972 — Bob Gresham	120	381	3.2	23	3
1973 — Jess Phillips	198	663	3.3	20	0
1974 — Alvin Maxson	165	714	4.3	66t	2
1975 — Mike Strachan	161	668	4.1	21	2
1976 — Chuck Muncie	148	652	4.4	51	2
1977 — Chuck Muncie	201	811	4.0	36	6
1978 — Tony Galbreath	186	635	3.4	20	5
1979 — Chuck Muncie	238	1198	5.0	69t	11
1980 — Jimmy Rogers	80	366	4.6	24	1
1981 — George Rogers	378	1674	4.4	79t	13
1982 — George Rogers	122	535	4.4	38	3
1983 — George Rogers	256	1144	4.5	76t	5
1984 — George Rogers	239	914	3.8	28	2
1985 — Wayne Wilson	168	645	3.8	41t	1
1986 — Rueben Mayes	286	1353	4.7	50	8
1987 — Rueben Mayes	243	917	3.8	38	5
1988 — Dalton Hilliard	204	823	4.0	36	5
1989 — Dalton Hilliard	344	1262	3.7	40	13
1990 — Craig Heyward	129	599	4.6	47t	4
1991 — Fred McAfee	109	494	4.5	34	2
1992 — Vaughn Dunbar	154	565	3.7	25	3
1993 — Derek Brown	180	705	3.9	60	2
1994 — Mario Bates	151	579	3.8	40	6
1995 — Mario Bates	244	951	3.9	66t	7
1996 — Mario Bates	164	584	3.6	33	4
1997 — Ray Zellars	156	552	3.5	27	4
1998 — Lamar Smith	138	457	3.3	33	1
1999 — Ricky Williams	253	884	3.5	25	2

LONGEST RUNS

1967 — Don McCall, 48t at Washington 12-17
1968 — Don McCall, 48 vs. Washington 9-22
1969 — Tony Baker, 54 at St. Louis 11-2
1970 — Tony Baker, 27 at St. Louis 10-11
1971 — Jim Strong, 39 at San Francisco 11-14
1972 — Bill Butler, 27 at Atlanta 11-12
1973 — Archie Manning, 23 at Los Angeles 11-11
1974 — Alvin Maxson, 66t vs. St. Louis 12-8
1975 — Steve Rogers, 22 vs. Chicago 12-21
1976 — Tony Galbreath, 74t at Kansas City 9-26
1977 — Chuck Muncie, 36 vs. Los Angeles 10-30
1978 — Chuck Muncie, 28 at Atlanta 11-26
1979 — Chuck Muncie, 69t vs. Atlanta 9-2
1980 — Tony Galbreath, 26 at Los Angeles 9-2
1981 — George Rogers, 79t at Cleveland 10-18
1982 — George Rogers, 38 at San Francisco 11-28
1983 — George Rogers, 76t vs. St. Louis 9-4
1984 — Hokie Gajan, 62t at Dallas 10-21
1985 — Earl Campbell, 45 at Atlanta 12-22

- 1986 — Rueben Mayes, 50 vs. New England 11-30
- 1987 — Rueben Mayes, 38 vs. San Francisco 10-25
- 1988 — Craig Heyward, 73t vs. Raiders 10-23
- 1989 — Dalton Hilliard, 40 vs. Rams 11-26
- 1990 — Gill Fertty, 60t at Rams 12-9
- 1991 — Dalton Hilliard, 65t at Atlanta 9-29
- 1992 — Vaughn Dunbar, 25 at Atlanta 9-20
- 1993 — Lorenzo Neal, 74t at Atlanta 9-12
- 1994 — Mario Bates, 40 vs. Dallas 12-19
- 1995 — Mario Bates, 66t at New England 12-3
- 1996 — Ray Zellars, 63 vs. Chicago 10-13
- 1997 — Mario Bates, 74t vs. Detroit 9-21
- 1998 — Lamar Smith, 33 at Indianapolis 9-27
- 1999 — Billy Joe Tolliver, 33 at Chicago 10-3

PASSING

	Att.	Comp.	Yards	Pct.	Long	Int	TD
1967 — Gary Cuozzo	260	134	1562	51.5	49	12	7
1968 — Billy Kilmer	315	167	2060	53.0	51	17	15
1969 — Billy Kilmer	360	193	2532	53.6	52	17	20
1970 — Billy Kilmer	237	135	1557	56.9	46	17	6
1971 — Edd Hargett	210	96	1191	45.7	49	5	6
1972 — Archie Manning	448	230	2781	51.3	66t	21	18
1973 — Archie Manning	267	140	1642	52.4	65t	12	10
1974 — Archie Manning	261	134	1429	51.3	79t	16	6
1975 — Archie Manning	338	159	1685	47.0	71t	17	7
1976 — Bobby Douglass	212	103	1288	48.6	74	8	4
1977 — Archie Manning	205	113	1284	55.1	59t	9	8
1978 — Archie Manning	471	291	3416	61.8	71t	16	17
1979 — Archie Manning	420	252	3169	60.0	85	20	15
1980 — Archie Manning	509	309	3716	60.7	56	20	23
1981 — Archie Manning	232	134	1447	57.8	55	11	5
1982 — Ken Stabler	189	117	1343	61.9	48	10	6
1983 — Ken Stabler	311	176	1988	56.6	48	18	9
1984 — Richard Todd	312	161	2178	51.6	74	19	11
1985 — Dave Wilson	293	145	1843	49.5	50	15	11
1986 — Dave Wilson	342	189	2353	55.3	63t	12	7
1987 — Bobby Hebert	294	164	2119	55.8	67	9	15
1988 — Bobby Hebert	478	280	3156	58.6	40t	15	20
1989 — Bobby Hebert	353	222	2686	62.9	54t	15	15
1990 — Steve Walsh	327	175	1970	53.5	58	13	12
1991 — Bobby Hebert	248	149	1676	60.1	65t	8	9
Steve Walsh	255	141	1638	55.3	41	6	11
1992 — Bobby Hebert	422	249	3287	59.0	72t	16	19
1993 — Wade Wilson	388	221	2457	57.0	42t	15	12
1994 — Jim Everett	540	346	3855	64.1	78t	18	22
1995 — Jim Everett	567	345	3970	60.8	70t	14	26
1996 — Jim Everett	464	267	3117	57.5	51	16	12
1997 — Heath Shuler	203	106	1288	52.2	89t	14	2
Billy Joe Hobert	131	61	891	46.2	49	10	6
1998 — Billy Joe Tolliver	199	110	1427	55.3	82t	4	8
Kerry Collins	191	94	1202	49.2	89t	10	4
1999 — Billy Joe Tolliver	268	139	1916	51.9	57	16	7

LONGEST COMPLETION

- 1967 — 96, Billy Kilmer to Walter Roberts at Philadelphia 11-19
- 1968 — 51, Billy Kilmer to Jim Hester vs. Pittsburgh 12-15
- 1969 — 70, Jim Ninowski to Don Shy at Los Angeles 10-5
- 1970 — 49, Edd Hargett to Bob Shaw at Cincinnati 11-29
- 1971 — 63, Archie Manning to Danny Abramowicz at Houston 10-3
- 1972 — 66t, Archie Manning to Dave Parks at N.Y. Giants 10-8
- 1973 — 65t, Archie Manning to Jubilee Dunbar at Los Angeles 11-11
- 1974 — 79t, Archie Manning to Bob Newland vs. Los Angeles 11-17
- 1975 — 71t, Archie Manning to Larry Burton vs. Atlanta 11-2
- 1976 — 74, Bobby Douglass to Tinker Owens vs. San Francisco 12-12
- 1977 — 59t, Archie Manning to Henry Childs vs. Green Bay 9-18
- 1978 — 71t, Archie Manning to Larry Hardy at Atlanta 11-26
- 1979 — 85, Archie Manning to Wes Chandler at San Francisco 9-23
- 1980 — 56, Archie Manning to Brooks Williams vs. Atlanta 10-19
- 1981 — 55, Archie Manning to Wayne Wilson at Cleveland 10-18
- 1982 — 48, Ken Stabler to Aundra Thompson at Chicago 9-19
- 1983 — 48, Ken Stabler to Kenny Duckett at Los Angeles 9-11
- 1984 — 74, Richard Todd to Tyrone Young at Chicago 10-7
- 1985 — 76t, Bobby Hebert to Eugene Goodlow vs. San Francisco 12-15
- 1986 — 84, Bobby Hebert to Eric Martin vs. Green Bay 9-14
- 1987 — 82t, John Fourcade to Mike Waters vs. Los Angeles 10-4
- 1988 — 40, Bobby Hebert to John Tice vs. Dallas 10-3
- 40t, Bobby Hebert to Eric Martin vs. Denver 11-20
- 1989 — 54t, Bobby Hebert to Floyd Turner at Rams 10-22
- 54t, John Fourcade to Dalton Hilliard at Buffalo 12-10
- 1990 — 68t, John Fourcade to Floyd Turner at Atlanta, 10-7
- 1991 — 65t, Bobby Hebert to Floyd Turner vs. Chicago, 10-27
- 1992 — 72t, Bobby Hebert to Wesley Carroll vs. Chicago, 9-13
- 1993 — 63t, Mike Buck to Quinn Early at Pittsburgh, 10-17
- 1994 — 78t, Jim Everett to Michael Haynes at Atlanta, 12-11
- 1995 — 70t, Jim Everett to Quinn Early vs. Atlanta, 9-17
- 1996 — 57t, Doug Nussmeier to Terry Guess vs. Atlanta, 12-8
- 1997 — 89t, Heath Shuler to Randal Hill at Chicago, 10-5
- 1998 — 89t, Kerry Collins to Andre Hastings vs. Dallas, 12-6
- 1999 — 90t, Billy Joe Hobert to Eddie Kennison vs. Atlanta, 10-10 *(Set Team Record)

RECEIVING

	No.	Yds.	Avg.	Long	TD
1967 — Danny Abramowicz	50	721	14.4	80	6
1968 — Danny Abramowicz	54	890	16.4	47	7
1969 — Danny Abramowicz	73	1051	13.9	49	7
1970 — Danny Abramowicz	55	906	16.5	48	5
1971 — Danny Abramowicz	37	657	17.8	63	5
1972 — Bob Newland	47	579	12.3	42	2
1973 — John Beasley	31	280	9.0	22	1
1974 — Alvin Maxson	42	294	7.0	22	1
1975 — Alvin Maxson	41	234	5.7	33	0
1976 — Tony Galbreath	54	420	7.8	35	1
1977 — Tony Galbreath	41	265	6.5	30	0
1978 — Tony Galbreath	74	582	7.9	35	2
1979 — Wes Chandler	65	1069	16.4	85	6
1980 — Wes Chandler	65	975	15.0	50	6
1981 — Jack Holmes	38	206	5.4	19	0

1982 — Jeff Groth	30	383	12.8	39	1
1983 — Jeff Groth	49	585	11.9	42	1
1984 — Hokie Gajan	35	288	8.2	51	2
1985 — Hoby Brenner	42	652	15.5	30	3
1986 — Mike Jones	48	625	13.0	45	3
1987 — Eric Martin	44	778	17.7	67	7
1988 — Eric Martin	85	1083	12.7	40t	7
1989 — Eric Martin	68	1090	16.0	53t	8
1990 — Eric Martin	63	912	14.5	58	5
1991 — Eric Martin	66	803	12.2	30	4
Floyd Turner	64	927	14.5	65t	8
1992 — Eric Martin	68	1041	15.3	52t	5
1993 — Eric Martin	66	950	14.4	54t	3
1994 — Quinn Early	82	894	10.9	33	4
Michael Haynes	77	985	12.8	78t	5
1995 — Quinn Early	81	1087	13.4	70t	8
1996 — Torrance Small	50	558	11.2	41	2
Michael Haynes	44	786	17.9	51	4
1997 — Randal Hill	55	761	13.8	89t	2
Andre Hastings	48	722	15.0	39	5
1998 — Cameron Cleeland	54	684	12.7	53	6
Sean Dawkins	53	823	15.5	64t	1
1999 — Eddie Kennison	61	835	13.7	90t	4
Keith Poole	42	796	19.0	67t	6

HIGHEST AVERAGE GAIN (Per Reception)

1967 — 22.6, Walt Roberts (17 for 834, 3 TDs)
1968 — 17.6, Jim Hester (17 for 300, 2 TDs)
1969 — 16.2, Al Dodd (37 for 600, 1 TD)
1970 — 17.3, Al Dodd (28 for 484, 1 TD)
17.2, Dave Parks (26 for 447, 2 TDs)
1971 — 19.9, Al Dodd (15 for 298, 0 TD)
1972 — 17.6, Danny Abramowicz (38 for 668, 7 TDs)
1973 — 19.4, Jubilee Dunbar (23 for 447, 4 TDs)
1974 — 18.1, Bob Newland (27 for 490, 2 TDs)
1975 — 19.1, Larry Burton (16 for 305, 2 TDs)
1976 — 20.1, Tinker Owens (12 for 241, 1 TD)
1977 — 18.9, Don Herrmann (31 for 586, 0 TD)
1978 — 16.4, Henry Childs (53 for 869, 4 TDs)
1979 — 16.6, Henry Childs (51 for 846, 5 TDs)
1980 — 18.7, Ike Harris (37 for 692, 6 TDs)
1981 — 19.0, Jeff Groth (20 for 380, 1 TD)
1982 — 17.5, Rich Mauti (4 for 70, 0 TD)
17.3, Aundra Thompson (8 for 138, 1 TD)
1983 — 14.9, Kenny Duckett (19 for 283, 2 TDs)
1984 — 20.6, Tyrone Young (29 for 597, 3 TDs)
1985 — 18.8, Eugene Goodlow (32 for 603, 3 TDs)
1986 — 18.2, Eric Martin (37 for 675, 5 TDs)
1987 — 17.7, Eric Martin (44 for 778, 7 TDs)
1988 — 13.4, Brett Perriman (16 for 215, 2 TDs)
1989 — 17.8, Brett Perriman (20 for 356, 0 TDs)
1990 — 18.9, Floyd Turner (21 for 396, 4 TDs)
1991 — 16.9, Quinn Early (32 for 541, 2 TDs)
1992 — 18.9, Quinn Early (30 for 566, 5 TDs)
1993 — 15.5, Hoby Brenner (11 for 171, 1 TD)

INTERCEPTIONS

	No.	Yds.	Avg.	Long	TD
1967 — Dave Whitsell	10	178	17.8	41t	2
1968 — Dave Whitsell	6	50	8.3	32	0
1969 — Elijah Neveff	3	20	6.6	20	0
1970 — Hugo Hollas	5	79	15.8	29	0
1971 — Delles Howell	5	56	11.2	25	0
1972 — Bivian Lee	4	65	16.3	32	0
1973 — Ernie Jackson	3	40	13.3	23	0
Tommy Myers	3	33	11.0	20	0
Jim Merlo	3	25	8.3	16	0
Bivian Lee	3	23	7.7	12	0
1974 — Ernie Jackson	4	53	13.3	28	0
Terry Schmidt	4	27	6.8	24	1
1975 — Tommy Myers	5	83	16.6	29	0
1976 — Jim Merlo	4	142	35.5	83t	2
1977 — Chuck Crist	4	6	1.5	2	0
1978 — Tommy Myers	6	167	27.8	97t	1
1979 — Tommy Myers	7	127	18.1	52	1
1980 — Tommy Myers	5	96	19.2	48	0
1981 — Dave Waymer	4	54	13.5	31	0
1982 — Russell Gary	2	25	12.5	19	0
Dennis Winston	2	-2	-1.0	0	0
1983 — Johnnie Poe	7	146	20.9	31t	1
1984 — Dave Waymer	4	9	2.3	9	0
1985 — Dave Waymer	6	49	8.2	28	0
1986 — Dave Waymer	9	48	5.3	17	0
1987 — Dave Waymer	5	78	15.6	35	0
Reggie Sutton	5	68	13.6	26	0
1988 — Gene Atkins	4	42	10.5	40	0
1989 — Dave Waymer	6	66	11.0	42	0
1990 — Brett Maxie	2	88	44.0	50t	1
Toi Cook	2	55	27.5	50	0
Gene Atkins	2	15	7.5	15	0
Bennie Thompson	2	0	0.0	0	0
1991 — Gene Atkins	5	198	39.6	79	0
Vince Buck	5	12	2.4	12	0
1992 — Toi Cook	6	90	15.0	48t	1
1993 — Gene Atkins	3	59	19.7	37	0
1994 — Jimmy Spencer	5	24	4.8	11	0
1995 — Jimmy Spencer	4	11	2.8	9	0
1996 — Anthony Newman	3	40	13.3	21	0
Greg Jackson	3	24	8.0	10	0
1997 — Sammy Knight	5	75	15.0	39	0
1998 — Sammy Knight	6	171	28.5	91t	2
1999 — Ashley Ambrose	6	27	4.5	16	0

QUARTERBACK SACKS

	No.	Yds.
1982 — Bruce Clark, DE	5.5	51
1983 — Rickey Jackson, LB	12	81.5
1984 — Rickey Jackson, LB	12	95
1985 — Rickey Jackson, LB	11	89
1986 — James Geathers, DE	9	73
Rickey Jackson, LB	9	71
1987 — Pat Swilling, LB	10.5	87
1988 — Rickey Jackson, LB	7	66
Pat Swilling, LB	7	65
1989 — Pat Swilling, LB	16.5	164
1990 — Pat Swilling, LB	11.0	68
1991 — Pat Swilling, LB	17.0	139
1992 — Wayne Martin, DE	15.5	102
1993 — Renaldo Turnbull, LB	13.0	73
1994 — Darion Conner, LB	10.5	66
Wayne Martin, DE	10.0	59
1995 — Wayne Martin, DT	13.0	89
1996 — Wayne Martin, DT	11.0	84.5
1997 — Wayne Martin, DT	10.5	60
1998 — La'Roi Glover, DT	10.0	83
1999 — La'Roi Glover, DT	8.5	47

SCORING

	TD	FG	PAT	Points
1967 — Charlie Durkee	-	14-32	27-27	69
1968 — Charlie Durkee	-	19-37	27-27	84
1969 — Tom Dempsey	-	22-41	33-35	99
1970 — Tom Dempsey	-	18-34	16-17	70
1971 — Charlie Durkee	-	16-23	24-25	72
1972 — Danny Abramowicz	7	-	-	42
1973 — Bill McClard	-	13-24	9-9	48
1974 — Bill McClard	-	9-16	19-20	46
1975 — Rich Szaro	-	10-16	16-17	46
1976 — Rich Szaro	-	18-23	25-29	79
1977 — Henry Childs	9	-	-	54
1978 — Tony Galbreath	7	-	-	42
Chuck Muncie	7	-	-	42
1979 — Garo Yepremian	-	12-16	39-40	75
1980 — Benny Ricardo	-	10-17	31-34	61
1981 — George Rogers	13	-	-	78
1982 — Wayne Wilson	5	-	-	30
1983 — Morten Andersen	-	18-24	37-38	91
1984 — Morten Andersen	-	20-27	34-34	94
1985 — Morten Andersen	-	31-35	27-29	120
1986 — Morten Andersen	-	26-30	30-30	108
1987 — Morten Andersen	-	28-36	37-37	121
1988 — Morten Andersen	-	26-36	32-33	110
1989 — Dalton Hilliard	18	-	-	108
Morten Andersen	-	20-29	44-45	104
1990 — Morten Andersen	-	21-27	29-29	92
1991 — Morten Andersen	-	25-32	38-38	113
1992 — Morten Andersen	-	29-34	33-34	120

1993 — Morten Andersen	28-35	33-33	117
1994 — Morten Andersen	28-39	32-32	116
1995 — Doug Brien	12-17	16-16	52
1996 — Doug Brien	21-25	18-18	81
1997 — Doug Brien	23-27	22-22	91
1998 — Doug Brien	20-22	31-31	91
1999 — Doug Brien	24-29	20-21	92

PUNT RETURNS

	No.	Yds.	Avg.	Long	TD
1967 — Walter Roberts	11	50	4.5	11	0
1968 — John Gilliam	15	60	4.0	21	0
1969 — Al Dodd	15	106	7.1	21	0
1970 — Al Dodd	14	129	9.2	41	0
1971 — Al Dodd	13	88	6.8	14	0
1972 — Tommy Myers	9	43	4.8	10	0
1973 — Howard Stevens	17	171	10.1	37	0
1974 — Howard Stevens	37	376	10.2	40	0
1975 — Gil Chapman	17	20	12.2	42	0
1976 — Pete Athas	35	332	9.5	67	0
1977 — Rich Mauti	38	281	7.4	33	0
1978 — Wes Chandler	34	233	6.9	32	0
1979 — Rich Mauti	27	218	8.1	23	0
1980 — Rich Mauti	11	111	10.1	18	0
1981 — Jeff Groth	37	436	11.8	36	0
1982 — Jeff Groth	21	144	6.9	18	0
1983 — Jeff Groth	39	275	7.1	38	0
1984 — Jitter Fields	27	236	8.7	61	0
1985 — Willie Tullis	17	141	8.3	17	0
1986 — Eric Martin	24	227	9.5	39	0
1987 — Mel Gray	24	352	14.7	80	0
1988 — Mel Gray	25	305	12.2	66t	1
1989 — Rod Harris	27	196	7.3	20	0
1990 — Vince Buck	37	305	8.2	33	0
1991 — Vince Buck	31	260	8.4	52	0
1992 — Patrick Newman	23	158	6.9	18	0
1993 — Tyrone Hughes	37	503	13.6	83t	2
1994 — Tyrone Hughes	21	143	6.8	35	0
1995 — Tyrone Hughes	28	262	9.4	74	0
1996 — Tyrone Hughes	30	152	5.1	16	0
1997 — Eric Guliford	47	498	10.6	32	0
1998 — Andre Hastings	22	307	14.0	76	0
1999 — Eddie Kennison	35	258	7.4	18	0

KICKOFF RETURNS

	No.	Yds.	Avg.	Long	TD
1967 — Walter Roberts	28	737	26.3	91t	1
1968 — Gene Howard	23	533	23.2	36	0
1969 — Don Shy	16	447	27.9	57	0
1970 — Al Dodd	15	319	21.3	32	0
1971 — Virgil Robinson	19	443	23.3	51	0
1972 — Margene Adkins	43	1020	23.7	61	0
1973 — Howard Stevens	26	590	22.7	48	0
1974 — Howard Stevens	33	749	22.7	41	0

1975 — Gil Chapman	28	614	21.9	36	0
1976 — Tony Galbreath	20	399	19.9	32	0
1977 — Clarence Chapman	15	385	25.7	92t	1
1978 — Wes Chandler	32	760	23.8	38	0
1979 — Rich Mauti	36	801	22.2	39	0
1980 — Jimmy Rogers	41	930	22.9	88	0
1981 — Wayne Wilson	31	722	23.3	57	0
1982 — Aundra Thompson	10	211	21.1	35	0
1983 — Kenny Duckett	33	719	21.8	61	0
1984 — Tyrone Anthony	22	490	22.3	64	0
1985 — Willie Tullis	23	480	20.9	62	0
1986 — Mel Gray	31	866	27.9	101t	1
1987 — Dalton Hilliard	10	248	24.8	74	0
1988 — Gene Atkins	20	424	21.2	57	0
Mel Gray	32	670	20.9	39	0
1989 — Bobby Morse	10	278	27.8	99t	1
Gene Atkins	12	245	20.4	32	0
1990 — Gene Atkins	19	471	24.8	50	0
Gill Fenerty	28	572	20.4	58	0
1991 — Gene Atkins	20	368	18.4	27	0
1992 — Fred McAfee	19	393	20.7	38	0
1993 — Tyrone Hughes	30	753	25.1	99t	1
1994 — Tyrone Hughes	63	1556	24.7	98t	2
1995 — Tyrone Hughes	66	1617	24.5	83	0
1996 — Tyrone Hughes	70	1791	25.6	58	0
1997 — Eric Guliford	43	1128	26.2	102t	1
1998 — Qadry Ismail	28	590	21.1	39	0
1999 — Dino Philyaw	53	1165	22.0	55	0

PUNTING

	No.	Yds.	Avg.	Long
1967 — Tom McNeill	74	3174	42.9	66
1968 — Tom McNeill	49	2009	41.0	58
1969 — Ollie Cordill	42	1719	40.9	58
1970 — Julian Fagan	77	3269	42.5	64
1971 — Julian Fagan	77	3188	41.4	64
1972 — Julian Fagan	71	2899	40.8	71
1973 — Steve O'Neal	81	3375	41.7	71
1974 — Tom Blanchard	88	3705	42.1	71
1975 — Tom Blanchard	92	3776	41.0	61
1976 — Tom Blanchard	101	3974	39.3	63
1977 — Tom Blanchard	82	3474	42.4	66
1978 — Tom Blanchard	84	3532	42.0	61
1979 — Rick Partridge	57	2330	40.9	61
1980 — Russell Erxleben	89	3499	39.2	57
1981 — Russell Erxleben	66	2672	40.5	60
1982 — Russell Erxleben	46	1976	43.0	60
1983 — Russell Erxleben	74	3034	41.0	60
1984 — Brian Hansen	69	3020	43.8	66
1985 — Brian Hansen	69	3763	42.3	58
1986 — Brian Hansen	81	3456	42.7	66
1987 — Brian Hansen	52	2104	40.5	60
1988 — Brian Hansen	72	2913	40.5	64
1989 — Tommy Barnhardt	55	2179	39.6	56
1990 — Tommy Barnhardt	70	2990	42.7	65

1991 — Tommy Barnhardt	86	3743	43.5	61
1992 — Tommy Barnhardt	67	2947	44.0	62
1993 — Tommy Barnhardt	77	3356	43.6	58
1994 — Tommy Barnhardt	67	2920	43.6	57
1995 — Klaus Wilmsmeyer	73	2965	40.6	53
1996 — Klaus Wilmsmeyer	87	3551	40.8	63
1997 — Mark Royals	88	4038	45.9	66
1998 — Mark Royals	88	4017	45.6	64
1999 — Tommy Barnhardt	82	3262	39.8	52

FIELD GOALS

	TD	FG	PAT	Points
1967 — Charlie Durkee	-	14-32	27-27	69
1968 — Charlie Durkee	-	19-37	27-27	84
1969 — Tom Dempsey	-	22-41	33-35	99
1970 — Tom Dempsey	-	18-34	16-17	70
1971 — Charlie Durkee	-	16-23	24-25	72
1972 — Happy Feller	-	6-11	10-12	28
Charlie Durkee	-	3-9	9-9	18
Toni Linhart	-	2-5	5-5	11
1973 — Bill McClard	-	13-24	9-9	48
1974 — Bill McClard	-	9-16	19-20	46
1975 — Rich Szaro	-	10-16	16-17	46
1976 — Rich Szaro	-	18-23	25-29	79
1977 — Rich Szaro	-	5-13	29-31	44
1978 — Steve Mike-Mayer	-	6-13	18-18	36
Rich Szaro	-	4-6	9-9	21
John Leyboldt	-	2-3	4-5	10
Tom Jurich	-	0-3	2-2	2
1979 — Garo Yepremian	-	12-16	39-40	75
1980 — Benny Ricardo	-	10-17	31-34	61
1981 — Benny Ricardo	-	13-25	24-24	63
1982 — Toni Fritsch	-	4-7	8-9	20
Morten Andersen	-	2-5	6-6	12
Russell Erxleben	-	-	1-1	1
1983 — Morten Andersen	-	18-24	37-38	91
1984 — Morten Andersen	-	20-27	34-34	94
1985 — Morten Andersen	-	31-35	27-29	120
1986 — Morten Andersen	-	26-30	30-30	108
1987 — Morten Andersen	-	28-36	37-37	121
1988 — Morten Andersen	-	26-36	32-33	110
1989 — Morten Andersen	-	20-29	44-45	104
1990 — Morten Andersen	-	21-27	29-29	92
1991 — Morten Andersen	-	25-32	38-38	113
1992 — Morten Andersen	-	29-34	33-34	120
1993 — Morten Andersen	-	28-35	33-33	117
1994 — Morten Andersen	-	28-39	32-32	116
1995 — Doug Brien	-	12-17	16-16	52
Chip Lohmiller	-	8-14	11-13	35
1996 — Doug Brien	-	21-25	18-18	81
1997 — Doug Brien	-	23-27	22-22	91
1998 — Doug Brien	-	20-22	31-31	91
1999 — Doug Brien	-	24-29	20-21	92



SAINTS INDIVIDUAL RECORDS

SERVICE

MOST SEASONS

- 13 Morten Andersen, 1982-94
- 13 Hoby Brenner, 1981-93
- 13 Stan Brock, 1980-92
- 13 Rickey Jackson, 1981-93
- 13 Derland Moore, 1973-85
- 13 Frank Warren, 1981-89, 91-94
- 13 Jim Wilks, 1981-93

MOST GAMES

- 196 Morten Andersen, 1982-94
- 195 Rickey Jackson, 1981-93
- 189 Frank Warren, 1981-89, 91-94
- 186 Stan Brock, 1980-92
- 183 Jim Wilks 1981-93

SCORING

TOTAL POINTS

Career

- 1318 Morten Andersen, 1982-94 (302 FGs, 412 PAT)
- 407 Doug Brien, 1995-99 (100 FGs, 107 PAT)
- 318 Dalton Hilliard, 1986-93 (53 TDs)

Season

- 121 Morten Andersen, 1987 (28 FGs, 37 PATs)
- 120 Morten Andersen, 1985 (31 FGs, 27 PATs)
- 120 Morten Andersen, 1992 (29 FGs, 33 PATs)

Game

- 18 Walt Roberts vs. Philadelphia 11-5-67 (3 TDs)
- 18 Danny Abramowicz vs. San Francisco 9-26-71 (3 TDs)
- 18 Archie Manning vs. Chicago 10-2-77 (3 TDs)
- 18 Chuck Muncie vs. San Francisco 11-11-79 (3 TDs)
- 18 George Rogers at Rams 11-8-81 (3 TDs)
- 18 Wayne Wilson vs. Atlanta 1-2-83 (3 TDs)
- 18 Dalton Hilliard at Rams 10-22-89 (3 TDs)
- 18 Rueben Mayes vs. Phoenix 9-23-90 (3 TDs)
- 18 Mario Bates at Rams 12-4-94 (3 TDs)

Opponent/Game

- 24 Dave Williams at St. Louis 11-2-69 (4 TDs)
- 24 Wayne Morris at St. Louis 10-23-77 (4 TDs)
- 24 Rodney Hampton at Giants 9-24-95 (4 TDs)

TOUCHDOWNS

Career

- 53 Dalton Hilliard, 1986-93
- 48 Eric Martin, 1985-93
- 37 Danny Abramowicz, 1967-73

Season

- 18 Dalton Hilliard, 1989
- 13 George Rogers, 1981
- 11 Chuck Muncie, 1979

Game

- 3 Walt Roberts vs. Philadelphia 11-5-67
- 3 Danny Abramowicz vs. San Francisco 9-26-71
- 3 Archie Manning vs. Chicago 10-2-77
- 3 Chuck Muncie vs. San Francisco 11-11-79
- 3 George Rogers at Rams 11-8-81
- 3 Wayne Wilson vs. Atlanta 1-2-83
- 3 Dalton Hilliard at Rams 10-22-89
- 3 Rueben Mayes vs. Phoenix 9-23-90
- 3 Mario Bates at Rams 12-4-94

Opponent/Game

- 4 Dave Williams at St. Louis 11-2-69 (all receiving)
- 4 Wayne Morris at St. Louis 10-23-77 (all rushing)
- 4 Rodney Hampton at Giants 9-24-95 (all rushing)

FIELD GOALS MADE

Career

- 302 Morten Andersen, 1982-94 (389 atts.)
- 100 Doug Brien, 1995-99 (120 atts.)
- 52 Charlie Durkee, 1967-68, 71-72 (101 atts.)

Season

- 31 Morten Andersen, 1985 (35 atts.)
- 29 Morten Andersen, 1992 (34 atts.)
- 28 Morten Andersen, 1987 (36 atts.)
- 28 Morten Andersen, 1993 (35 atts.)
- 28 Morten Andersen, 1994 (39 atts.)

Game

- 5 Charlie Durkee at Green Bay 11-28-71 (6 atts.)
- 5 Morten Andersen vs. Rams 12-1-85 (5 atts.)
- 5 Morten Andersen vs. San Francisco 10-25-87 (7 atts.)
- 5 Morten Andersen vs. Atlanta 12-3-92 (5 atts.)
- 5 Morten Andersen at Atlanta 12-11-94 (5 atts.)

Opponent/Game

- 6 Bobby Howfield at Jets 12-3-72 (7 atts.)
- 6 Ray Werschling, San Francisco 10-16-83 (6 atts.)
- 6 Norm Johnson, Atlanta 11-13-94 (6 atts.)

LONGEST FIELD GOAL

- 63 Tom Dempsey vs. Detroit 11-8-70 (NFL Record)
- 60 Morten Andersen vs. Chicago 10-27-91
- 56 Morten Andersen at Philadelphia 12-26-93
- 56 Doug Brien vs. Carolina 9-13-98

Opponent/Longest Field Goal

- 55 Joe Danelo at Giants 9-20-81
- 55 Morten Andersen at Atlanta 12-10-95 (twice)
- 55 Morten Andersen vs. Atlanta 10-12-97

FIELD GOALS ATTEMPTED

Career

- 389 Morten Andersen, 1982-94 (302 made)
- 120 Doug Brien, 1995-99 (100 made)
- 101 Charlie Durkee, 1967-68, 71-72 (52 made)

Season

- 41 Tom Dempsey, 1969 (22 made)
- 39 Morten Andersen, 1994 (28 made)
- 37 Charlie Durkee, 1968 (19 made)

Game

- 7 Tom Dempsey vs. Philadelphia 11-30-69 (4 made)
- 7 Morten Andersen vs. San Francisco 10-25-87 (5 made)

Opponent/Game

- 7 Bobby Howfield at Jets 12-3-72 (6 made)

POINTS AFTER TOUCHDOWN

- 412 Morten Andersen, 1982-94 (418 atts.)
- 107 Doug Brien, 1995-99 (108 atts.)
- 87 Charlie Durkee, 1967-68, 71-72 (88 atts.)
- 79 Rich Szaro, 1975-78 (86 atts.)

Season

- 44 Morten Andersen, 1989 (45 atts.)
- 39 Garo Yepremian, 1979 (40 atts.)
- 38 Morten Andersen, 1991 (38 atts.)

Game

- 6 Tom Dempsey at St. Louis 11-2-69 (7 atts.)
- 6 Rich Szaro at Seattle 11-21-76 (6 atts.)
- 6 Rich Szaro at Chicago 10-2-77 (6 atts.)
- 6 Garo Yepremian at Tampa Bay 10-14-79 (6 atts.)
- 6 Morten Andersen vs. Denver 11-20-88 (6 atts.)

Opponent/Game

- 8 Nick Mike-Mayer, Atlanta 9-16-73 (8 atts.)

RUSHING

TOTAL YARDS

Career

- 4,267 George Rogers, 1981-84 (995 atts.)
- 4,164 Dalton Hilliard, 1986-93 (1,126 atts.)
- 3,408 Rueben Mayes, 1986-88, 90 (837 atts.)
- 3,386 Chuck Muncie, 1976-80 (787 atts.)

Season

- 1,674 George Rogers, 1981 (378 atts.)
- 1,353 Rueben Mayes, 1986 (286 atts.)
- 1,262 Dalton Hilliard, 1989 (344 atts.)

Game

- 206 George Rogers vs. St. Louis 9-4-83 (24 atts.)
- 203 Rueben Mayes vs. Miami 12-7-86 (28 atts.)

Opponent/Game

- 247 Willie Ellison at Rams 12-5-71 (26 atts.)

- 214 LeShon Johnson, Arizona
9-22-96 (21 atts.)
212 Jerome Bettis, Rams
12-12-93 (28 atts.)
202 Gerald Riggs, Atlanta 9-2-84 (35 atts.)

ATTEMPTS**Career**

- 1,126 Dalton Hilliard, 1986-93
(4,164 yards)
995 George Rogers, 1981-84
(4,267 yards)
837 Rueben Mayes, 1986-88, 90
(3,408 yards)

Season

- 378 George Rogers, 1981
(1,674 yards)
344 Dalton Hilliard, 1989
(1,262 yards)

Game

- 40 Ricky Williams vs. Cleveland 10-31-99
(179 yards)
35 Earl Campbell at Minnesota
11-24-85 (160 yards)
35 Dwight Beverly at St. Louis
10-11-87 (139 yards)
34 Wayne Wilson vs. Miami
10-2-83 (160 yards)

Opponent/Game

- 39 Gerald Riggs, Atlanta
12-22-85 (158 yards)

MOST 100-YARD RUSHING DAYS**Career**

- 16 George Rogers, 1981-84
11 Rueben Mayes, 1986-88, 90

Season

- 9 George Rogers, 1981
6 Rueben Mayes, 1986

**DUAL 100-YARD RUSHING DAYS
at Kansas City, 9-26-76**

Tony Galbreath, 14-146, 2 TD
Chuck Muncie, 25-126

at Cincinnati, 11-4-90

Craig Heyward, 19-122, 1 TD
Rueben Mayes, 30-115, 1 TD

OPPONENT**vs. San Francisco, 11-13-77**

Wilbur Jackson, 22-123
Del Williams, 25-110, 1 TD

vs. St. Louis, 10-5-80

Otis Anderson, 22-126
Wayne Morris, 22-102, 3 TDs

**LONGEST SCORING RUNS FROM
SCRIMMAGE**

- 79 George Rogers at Cleveland
10-18-81
76 George Rogers vs. St. Louis
9-4-83
74 Tony Galbreath at Kansas City
9-26-76
74 Lorenzo Neal at Atlanta
9-12-93
74 Mario Bates vs. Detroit
9-21-97
73 Craig Heyward vs. Raiders
10-23-88

**Opponent/Longest Scoring
Runs**

- 80 Willie Ellison at Rams
12-5-71
77 Dick Hoak, at Pittsburgh,
10-20-68
74 MacArthur Lane, at St. Louis,
10-11-70
71 Jerome Bettis, Rams,
12-12-93
70 LeShon Johnson, Arizona
9-22-96

**LONGEST NON-SCORING RUN
FROM SCRIMMAGE**

- 73 George Rogers vs. Philadelphia
10-11-81

**Opponent/Longest Non-
Scoring Runs**

- 66 Eric Dickerson, Rams 10-14-84
62 John Settle at Atlanta 9-11-88

TOUCHDOWNS RUSHING**Career**

- 39 Dalton Hilliard, 1986-93
28 Chuck Muncie, 1976-80
27 Tony Galbreath, 1976-80

Season

- 13 George Rogers, 1981
13 Dalton Hilliard, 1989

- 11 Chuck Muncie, 1979

Game

- 3 Archie Manning vs. Chicago 10-2-77
3 Chuck Muncie vs. San Francisco
11-11-79
3 George Rogers at Rams 11-8-81
3 Wayne Wilson vs. Atlanta 1-2-83
3 Rueben Mayes vs. Phoenix 9-23-90
3 Mario Bates at Rams 12-4-94

Opponent/Game

- 4 Wayne Morris at St. Louis 10-23-77
4 Rodney Hampton at Giants 9-24-95

BEST AVERAGE**Career (min. 250 attempts)**

- 5.7 Archie Manning, 1971-82
(2,058 yds, 358 atts.)
5.4 Hokie Gajan, 1982-85
(1,358 yds, 252 atts.)

Season (min. 75 attempts)

- 6.0 Hokie Gajan, 1984
(615 yds, 102 atts.)
5.1 Hokie Gajan, 1983
(415 yds, 81 atts.)
5.0 Chuck Muncie, 1979
(1,198 yds, 238 atts.)

Game (min. 8 attempts)

- 10.8 Lorenzo Neal at Atlanta 9-12-93
(8-86)
10.43 Tony Galbreath vs. Kansas City
9-26-76 (14-146)
10.4 Gill Fenerty at Rams 12-9-90
(10-104)
10.3 Hokie Gajan vs. Jets 11-21-83
(11-113)

Opponent/Game

- 12.8 Steve Young, at San Francisco
12-23-90 (8-102)

RECEIVING**TOTAL RECEPTIONS****Career**

- 532 Eric Martin, 1985-93
(7,854 yards)
309 Danny Abramowicz, 1967-73
(4,875 yards)
284 Tony Galbreath, 1976-80
(2,221 yards)

Season

- 85 Eric Martin, 1988 (1,083 yards)

- 82 Quinn Early, 1994 (894 yards)
81 Quinn Early, 1995 (1,087 yards)
77 Michael Haynes, 1994 (985 yards)
74 Tony Galbreath, 1978 (582 yards)

Game

- 14 Tony Galbreath at Green Bay
9-10-78 (122 yards)
12 Danny Abramowicz vs. Pittsburgh
10-29-67 (156 yards)
12 John Beasley vs. San Diego
11-18-73 (127 yards)

Opponent/Game

- 15 Willie Anderson, Rams 11-26-89
(336 yards)
12 Rickey Young, Minnesota 9-3-78
(134 yards)
12 John Spagnola, Philadelphia 10-6-84
(124 yards)
12 Cris Carter, at Minnesota 11-6-94
(151 yards)
12 Cris Carter, at Minnesota 10-19-95
(137 yards)

TOTAL RECEIVING YARDS**Career**

- 7,844 Eric Martin, 1985-92
(532 receptions)
4,875 Danny Abramowicz, 1967-72
(308 receptions)

Season

- 1,090 Eric Martin, 1989 (68 receptions)
1,087 Quinn Early, 1995 (81 receptions)
1,083 Eric Martin, 1988 (85 receptions)
1,069 Wes Chandler, 1979 (65 receptions)
1,051 Danny Abramowicz, 1969
(73 receptions)
1,041 Eric Martin, 1992 (68 receptions)

Game

- 205 Wes Chandler vs. Atlanta 9-2-79
(6 receptions)
200 Torrance Small at Denver
12-24-94 (6 receptions)
179 Floyd Turner vs. Chicago
10-27-91 (9 receptions)

Opponent/Game

- 336 Willie Anderson (NFL record),
Rams 11-26-89 (15 receptions)
248 Richard Johnson, at Detroit
12-3-89 (8 receptions)
220 Jimmy Smith, at Jacksonville 11-21-99
(9 receptions)

212 Mark Carrier, Tampa Bay 12-6-87
(8 receptions)

MOST 100-YARD RECEIVING DAYS

Career

18 Eric Martin, 1985-93
10 Danny Abramowicz, 1967-73
9 Wes Chandler, 1978-81

Season

5 Eric Martin, 1989
4 Danny Abramowicz, 1969

DUAL 100-YARD RECEIVING DAYS

at Atlanta, 11-25-79

Henry Childs, 3-117, 1 TD
Wes Chandler, 6-103

vs. Philadelphia, 11-9-80

Wes Chandler, 9-139, 1 TD
Ike Harris, 4-119

vs. Buffalo, 12-27-98

Brett Bech, 4-113, 2 TD
Cameron Cleeland, 10-112, 1 TD

DUAL 100-YARD RECEIVING DAYS, OPPONENT

at Cleveland, 11-10-68

Paul Warfield, 5-107, 1 TD
Leroy Kelly, 3-104, 2 TD

at St. Louis, 11-2-69

Dave Williams, 8-164, 4 TD
John Gilliam, 5-106, 1 TD

at Minnesota 12-1-74

Jim Lash, 3-112
John Gilliam, 5-109, 2 TD

at Giants, 9-20-81

Johnny Perkins, 8-118
Gary Shirk, 11-101, 1 TD

at Rams, 12-9-90

Willie Anderson, 5-123
Henry Ellard, 5-107, 1 TD

at Minnesota, 11-6-94

Jake Reed, 8-157, 1 TD
Cris Carter, 12-151

vs. Atlanta, 11-13-94

Terance Mathis, 10-125
Andre Rison, 8-118, 1 TD

vs. Atlanta, 9-17-95

Eric Metcalf, 11-155
Bert Emanuel, 6-104

at Minnesota, 11-19-95

Qadry Ismail, 5-142, 1 TD
Cris Carter, 12-137, 2 TD

vs. Carolina, 11-26-95

Mark Carrier, 6-132, 2 TD
Willie Green, 4-105, 1 TD

vs. Atlanta, 12-13-98

Tony Martin, 8-109
Terance Mathis, 6-198

vs. St. Louis, 12-12-99

Torry Holt, 6-113
Isaac Bruce, 4-119

LONGEST TOUCHDOWN RECEPTIONS

90 Eddie Kennison from Billy Joe Hobert vs. Atlanta 10-10-99
89 Andre Hastings from Kerry Collins vs. Dallas 12-6-98
89 Randal Hill from Heath Shuler at Chicago 10-5-97
82 Mike Waters from John Fourcade vs. Rams 10-4-87
80 Danny Abramowicz from Billy Kilmer at Washington 12-17-67
79 Bob Newland from Archie Manning vs. Los Angeles 11-17-74
78 Michael Haynes from Jim Everett at Atlanta 12-11-94
75 Torrance Small from Jim Everett at Denver 12-24-94

Opponent/Longest Touchdown Receptions

98 Michael Haynes from Bobby Hebert at Atlanta 9-12-93
88 Harmon Wages from Bob Berry at Atlanta 12-7-69

LONGEST NON-SCORING RECEPTIONS

96 Walt Roberts from Billy Kilmer at Philadelphia 11-19-67
85 Wes Chandler from Archie Manning at

PASSING

TOTAL YARDS

Career

21,734 Archie Manning, 1971-75, 77-82
(3,328 atts., 1,848 comp.)
14,630 Bobby Hebert, 1985-89, 91-92
(2,055 atts., 1,202 comp.)
10,622 Jim Everett, 1994-96
(1,571 atts., 958 comp.)
7,490 Billy Kilmer, 1967-70
(1,116 atts., 592 comp.)
6,987 Dave Wilson, 1981, 83-88
(1,038 atts., 551 comp.)

Season

3,970 Jim Everett, 1995
(567 atts., 345 comp.)
3,855 Jim Everett, 1994
(540 atts., 346 comp.)
3,716 Archie Manning, 1980
(509 atts., 309 comp.)

Game

377 Archie Manning at San Francisco 12-7-80 (24-38)
376 Jim Everett vs. Washington 9-11-94 (31-46)
370 Jim Everett vs. Atlanta 9-17-95 (29-43)
355 Archie Manning at San Francisco 9-23-79 (20-28)
355 Bobby Hebert at Phoenix 10-18-92 (19-26)
354 Billy Joe Tolliver vs. Tennessee 10-17-99 (28-45)

Opponent/Game

454 Jim Everett, Rams 11-26-89 (29-51)
420 Warren Moon, at Minnesota 11-6-94 (33-57)
397 Bill Kenney, Kansas City 9-8-85 (22-34)
394 Jake Plummer, at Arizona 12-20-98 (32-44)
386 Jeff George, Atlanta 9-17-95 (27-39)
384 Jim Zorn, at Seattle 11-18-79 (24-33)

PASS ATTEMPTS

Career

3,335 Archie Manning, 1971-75, 77-82
(1,849 comp.)
2,055 Bobby Hebert, 1985-89, 91-92
(1,202 comp.)
1,571 Jim Everett, 1994-96 (958 comp.)

San Francisco 9-23-79

84 Eric Martin from Bobby Hebert vs. Green Bay 9-14-86

Opponent/Longest Non-Scoring Reception

84 Ken Burrough from Bob Berry, Atlanta 12-19-71

TOUCHDOWNS RECEIVING

Career

48 Eric Martin, 1985-93
37 Danny Abramowicz, 1967-73

Season

9 Henry Childs, 1977
8 Eric Martin, 1989
8 Floyd Turner, 0991
8 Quinn Early, 1995

Game

3 Danny Abramowicz vs. San Francisco 8-26-71

Opponent/Game

4 Dave Williams at St. Louis 11-2-69

MOST TOTAL YARDS FROM SCRIMMAGE

Career

7,865 Eric Martin, 1985-93 (7,854 receiving)
6,397 Dalton Hilliard, 1986-93
(4,164 rushing)
5,086 Tony Galbreath, 1976-80
(2,865 rushing)

Season

1,800 George Rogers, 1981 (1,674 rushing)
1,776 Dalton Hilliard, 1989 (1,262 rushing)
1,506 Chuck Muncie, 1979 (1,198 rushing)

Game

225 Rueben Mayes vs. Miami 12-7-86
(203 rushing)
206 George Rogers vs. St. Louis 9-4-83
(all rushing)
205 Wes Chandler vs. Atlanta 9-2-79
(all receiving)
200 Torrance Small at Denver 12-24-94
(all receiving)

Opponent/Game

326 Willie Anderson, Rams 11-26-69
(all receiving)

1,116 Billy Kilmer, 1967-70 (592 comp.)

Season

567 Jim Everett, 1995 (345 comp.)
540 Jim Everett, 1994 (346 comp.)
509 Archie Manning, 1980 (309 comp.)
478 Bobby Hebert, 1988 (280 comp.)
471 Archie Manning, 1978 (291 comp.)
464 Jim Everett, 1996 (267 comp.)

Game

55 Jim Everett at San Francisco
9-25-94 (31 comp.)
53 Archie Manning at Green Bay
9-10-78 (33 comp.)
52 Archie Manning vs. New England
12-10-72 (24 comp.)
52 Archie Manning vs. San Francisco
11-23-75 (25 comp.)

Opponent/Game

59 Steve Grogan at New England
11-12-89 (27 comp.)
57 Warren Moon, at Minnesota
11-6-94 (33 comp.)

PASS COMPLETIONS**Career**

1,849 Archie Manning, 1971-75, 77-82
(3,335 atts.)
1,202 Bobby Hebert, 1985-89, 91-92
(2,055 atts.)
958 Jim Everett, 1994-96 (1,571 atts.)
592 Billy Kilmer, 1967-70 (1,116 atts.)

Season

346 Jim Everett, 1994 (540 atts.)
345 Jim Everett, 1995 (567 atts.)
309 Archie Manning, 1980 (509 atts.)
291 Archie Manning, 1978 (471 atts.)
280 Bobby Hebert, 1988 (478 atts.)

Game

33 Archie Manning at Green Bay
9-10-78 (53 atts.)
31 Bobby Hebert vs. San Francisco
10-8-89 (49 atts.)
31 Jim Everett vs. Washington
9-11-94 (46 atts.)
31 Jim Everett at San Francisco
9-25-94 (55 atts.)
31 Jim Everett at Atlanta
12-10-95 (47 atts.)

Opponent/Game

33 Warren Moon, at Minnesota
11-6-94 (57 atts.)

32 Jake Plummer, at Arizona
12-20-98 (44 atts.)
31 Jim Everett, at Rams
12-9-90 (50 atts.)
29 Jeff Kemp at San Francisco
9-21-86 (44 atts.)
29 Jim Everett, Rams
11-26-89 (51 atts.)
29 Jeff George, Atlanta,
11-13-94 (49 atts.)
29 Bernie Kosar, Miami,
10-15-95 (42 atts.)
29 Elvis Grbac, at San Francisco,
10-29-95 (42 atts.)

LONGEST TOUCHDOWN COMPLETIONS

90 Billy Joe Hobert to Eddie Kennison
vs. Atlanta 10-10-99
89 Kerry Collins to Andre Hastings
vs. Dallas 12-6-98
89 Heath Shuler to Randal Hill
at Chicago 10-5-97
82 John Fourcade to Mike Waters
vs. Rams 10-4-87
80 Billy Kilmer to Danny Abramowicz
at Washington 12-17-67
79 Archie Manning to Bob Newland
vs. Los Angeles 11-17-74
78 Jim Everett to Michael Haynes
at Atlanta 12-11-94
75 Jim Everett to Torrance Small
at Denver 12-24-94

Opponent/Longest**Touchdown Completions**

98 Bobby Hebert to Michael Haynes
at Atlanta 9-12-93
88 Bob Berry to Harmon Wages
at Atlanta 12-7-69

LONGEST NON-SCORING COMPLETIONS

96 Billy Kilmer to Walt Roberts
at Philadelphia 11-19-67
85 Archie Manning to Wes Chandler
at San Francisco 9-23-79
84 Bobby Hebert to Eric Martin
vs. Green Bay 9-14-86

Opponent/Longest**Non-Scoring Completion**

84 Bob Berry to Ken Burrough,
Atlanta 12-19-71

MOST CONSECUTIVE COMPLETIONS

15 Archie Manning, 1979
(7th and 8th games)

Opponent

18 Don Majkowski at Green Bay
9-17-89

PASSING PERCENTAGE**Career**

61.0 Jim Everett, 1994-96
(1,571 atts., 958 comp.)
58.5 Bobby Hebert, 1985-89, 91-92
(2,055 atts., 1,202 comp.)
57.2 Ken Stabler, 1982-84
(500 atts., 326 comp.)
55.4 Archie Manning, 1971-75, 77-82
(3,335 atts., 1,849 comp.)

Season

64.1 Jim Everett, 1994
(540 atts., 346 comp.)
62.9 Bobby Hebert, 1989
(353 atts., 222 comp.)
61.9 Ken Stabler, 1982
(189 atts., 117 comp.)
61.8 Archie Manning, 1978
(471 atts., 291 comp.)

Game

90.9 Mike Buck at Pittsburgh 10-17-93
(10-11)
87.0 Bobby Hebert vs. Denver 11-20-88
(20-23)
85.2 Jim Everett at Denver 12-24-94
(23-27)
84.2 Bobby Hebert vs. Dallas 9-10-89
(16-19)
80.0 Billy Joe Tolliver vs. San Francisco
11-14-99 (12-15)

Opponent/Game

90.9 Scott Hunter at Atlanta 10-31-76
(10-11)
90.5 Lynn Dickey, Green Bay 12-13-81
(19-21)

TOUCHDOWN PASSES**Career**

115 Archie Manning, 1971-75, 77-82
85 Bobby Hebert, 1985-89, 91-92
60 Jim Everett, 1994-95
47 Billy Kilmer, 1967-70

Season

26 Jim Everett, 1995
23 Archie Manning, 1980
22 Jim Everett, 1994
20 Billy Kilmer, 1969
20 Bobby Hebert, 1988

Game

6 Billy Kilmer at St. Louis 11-2-69
4 Bobby Hebert vs. San Francisco
9-4-88
4 Jim Everett vs. Miami 10-15-95

Opponent/Game

6 Charley Johnson at St. Louis 11-2-69

QUARTERBACK RATING**Career**

81.1 Jim Everett, 1994-96
(958-1,571, 60 TDs, 48 INTs)
79.2 Bobby Hebert, 1985-89, 91-92
(1,202-2,055, 85 TDs, 75 INTs)

Season

87.0 Jim Everett, 1995
(345-567, 26 TDs, 14 INTs)
84.9 Jim Everett, 1994
(346-540, 22 TDs, 18 INTs)
82.9 Bobby Hebert, 1987
(164-294, 15 TDs, 9 INTs)
82.9 Bobby Hebert, 1992
(249-422, 19 TDs, 16 INTs)

PASSES HAD INTERCEPTED**Career**

156 Archie Manning, 1971-75, 77-82
75 Bobby Hebert, 1985-89, 91-92
62 Billy Kilmer, 1967-70

Season

21 Archie Manning, 1972
20 Archie Manning, 1979 & 1980

Game

5 Archie Manning vs. Atlanta 9-16-73
5 Archie Manning vs. Rams 10-7-79

Opponent/Game

5 Randy Wright, Green Bay
9-14-86
5 Scott Campbell at Atlanta 11-1-87

MOST TIMES SACKED**Career**

337 Archie Manning, 1971-75, 77-82
119 Bobby Hebert, 1985-89, 91-92

98 Dave Wilson, 1981, 83-88

Season

49 Archie Manning, 1975
43 Archie Manning, 1972
41 Archie Manning, 1980

Game

9 Dave Wilson at San Francisco
11-13-83
9 Dave Wilson at Rams 11-3-85
9 Wade Wilson at Cleveland 12-5-93

Opponent/Game

7 Wade Wilson at Minnesota
12-21-86
7 Steve Beuerlein vs. Carolina 9-12-99

TOTAL OFFENSE**MOST RUNNING AND PASSING PLAYS****Career**

3,693 Archie Manning 1971-75, 77-82
(3,335 passing)
2,197 Bobby Hebert 1985-89, 91-92
(2,055 passing)

Season

591 Jim Everett, 1995 (567 passing)
555 Jim Everett, 1994 (540 passing)
532 Archie Manning, 1980 (509 passing)
515 Bobby Hebert, 1988 (478 passing)
511 Archie Manning, 1972 (448 passing)
509 Archie Manning, 1978 (471 passing)

Game

57 Jake Delhomme at Carolina 1-2-00
(49 passing)
56 Jim Everett at San Francisco
9-25-94 (55 passing)
54 Archie Manning at Green Bay
9-10-78 (53 passing)
54 Archie Manning vs. New England
12-10-72 (52 passing)

Opponent/Game

61 Steve Grogan at New England
11-12-89 (59 passing)
59 Warren Moon at Minnesota
11-6-94 (57 passing)

MOST TOTAL YARDS

(does not include yards lost attempting to pass)

Career

23,792 Archie Manning, 1971-75, 77-82
(21,734 passing)

15,082 Bobby Hebert, 1985-89, 91-92
(14,630 passing)
10,625 Jim Everett, 1994-96
(10,622 passing)
7,789 Billy Kilmer, 1967-70 (7,490 passing)

Season

4,012 Jim Everett 1995
(3,970 passing)
3,890 Jim Everett 1994
(3,855 passing)
3,882 Archie Manning 1980
(3,716 passing)
3,618 Archie Manning 1978
(3,416 passing)

Game

394 Wade Wilson at Atlanta 9-12-93
(341 passing)
381 Archie Manning at San Francisco
12-7-80 (377 passing)
376 Jim Everett vs. Washington
9-11-94 (all passing)

Opponent/Game

452 Jim Everett at Rams 11-26-89
(454 passing)

PUNTING**MOST PUNTS****Career**

515 Tommy Barnhardt,
1987, 1989-94, 1999 (42.5 avg.)
447 Tom Blanchard, 1974-78
(41.3 avg.)
363 Brian Hansen, 1984-88
(42.0 avg.)

Season

101 Tom Blanchard, 1976 (39.3 avg.)
92 Tom Blanchard, 1975 (41.0 avg.)
89 Russell Erxleben, 1980 (39.2 avg.)
88 Tom Blanchard, 1974 (42.1 avg.)
88 Mark Royals, 1997 (45.9 avg.)
88 Mark Royals, 1998 (45.6 avg.)
87 Klaus Wilmsmeyer, 1996 (40.8 avg.)

Game

12 Tom Blanchard vs. Minnesota
11-16-75 (42.9 avg.)
11 Steve O'Neal at San Francisco
10-21-73 (41.6 avg.)
11 Russell Erxleben vs. Washington
12-26-82 (44.7 avg.)
11 Tommy Barnhardt at Baltimore

12-19-99 (37.2 avg.)

Opponent/Game

12 Todd Sauerbrun, at Chicago 10-5-97
(43.7 avg.)
11 Shawn McCarthy, at New England
11-8-92 (42.1 avg.)

HIGHEST AVERAGE CAREER

45.8 Mark Royals, 1997-98 (176 punts)
42.5 Tommy Barnhardt,
1987, 1989-94, 1999 (515 punts)
42.3 Tom McNeill, 1967-69
(130 punts)
42.0 Brian Hansen, 1984-88
(363 punts)

Season

45.9 Mark Royals, 1997 (88 punts)
*Led NFL
45.6 Mark Royals, 1998 (88 punts)
44.0 Tommy Barnhardt, 1992
(67 punts)
43.8 Brian Hansen, 1984 (69 punts)
43.6 Tommy Barnhardt, 1993
(77 punts)
43.6 Tommy Barnhardt, 1994
(67 punts)
43.5 Tommy Barnhardt, 1991
(86 punts)

LONGEST PUNT

81 Tom McNeill vs. Dallas 9-28-69
Opponent/Longest Punt
87 Dave Finzer at Chicago 10-7-84

PUNT RETURNS**MOST RETURNS****Career**

116 Tyrone Hughes, 1993-96 (9.1 avg.)
104 Jeff Groth, 1981-84 (8.5 avg.)
75 Rich Mauti, 1977-80, 82-83 (8.1 avg.)

Season

47 Eric Guliford, 1997 (10.6 avg.)
39 Jeff Groth, 1983 (7.1 avg.)
38 Rich Mauti, 1977 (7.4 avg.)
37 Howard Stevens, 1974 (10.2 avg.)
37 Jeff Groth, 1981 (11.8 avg.)
37 Vince Buck, 1990 (8.2 avg.)
37 Tyrone Hughes, 1993 (13.6 avg.)

Game

7 Eric Guliford at Oakland 11-9-97

(90 yards)
6 Pete Athas vs. Houston 10-3-76
(161 yards)
6 Rod Harris at Detroit 12-3-89
(38 yards)

6 Bobby Morse vs. Indianapolis
12-24-89 (28 yards)
6 Vince Buck vs. Minnesota
9-22-91 (37 yards)
6 Tyrone Hughes at Carolina
10-22-95 (36 yards)
6 Eric Guliford at Chicago
10-5-97 (77 yards)

Opponent/Game

10 Mike Nelms, Washington 12-26-82
(106 yards)

MOST YARDS CAREER

1,060 Tyrone Hughes, 1993-96 (116 returns)
887 Jeff Groth, 1981-84 (104 returns)
657 Mel Gray, 1986-88 (49 returns)
610 Rich Mauti, 1977-80, 82-83
(75 returns)

Season

503 Tyrone Hughes, 1993 (37 returns)
498 Eric Guliford, 1997 (47 returns)
436 Jeff Groth, 1981 (37 returns)

Game

161 Pete Athas vs. Houston 10-3-76
(6 returns)
130 Mel Gray vs. Tampa Bay 12-6-87
(2 returns)
128 Tyrone Hughes at Rams 10-3-93
(4 returns)

Opponent/Game

143 Chuck Latourette, St. Louis 9-29-68
(3 returns)

BEST AVERAGE**Career (min. 25 returns)**

13.4 Mel Gray, 1986-88 (49 returns)
10.6 Eric Guliford, 1997 (47 returns)
10.1 Howard Stevens, 1973-74 (54 returns)

Season (min. 10 returns)

14.7 Mel Gray, 1987 (24 returns)
14.0 Andre Hastings, 1998 (22 returns)
13.6 Tyrone Hughes, 1993 (37 returns)
12.2 Gil Chapman, 1975 (17 returns)
12.2 Mel Gray, 1988 (25 returns)

LONGEST RETURNS

- 83t Tyrone Hughes at Philadelphia
12-26-93
80 Mel Gray vs. Tampa Bay 12-6-87

Opponent/Longest Return

- 103t Robert Bailey, Rams, 10/23/94
(NFL Record)

PUNTS RETURNED FOR TOUCHDOWNS

(Total of five)

- 83 Tyrone Hughes at Philadelphia
12-26-93
74 Tyrone Hughes at Rams 10-3-93
66 Mel Gray vs. Denver 11-20-88
56 Derrick Shepard vs. Dallas 9-10-89
53 Charlie Brown vs. Pittsburgh
12-15-68

Opponent/Longest Punt Returns for Touchdowns

(Total of 18)

- 103 Robert Bailey, Rams 10-23-94
(NFL Record)
88 Mike Fuller, San Diego 10-9-77
86 Chuck Latourette, St. Louis 9-29-68
84 Ron Smith at San Diego 11-18-73
84 Winslow Oliver, Carolina 9-8-96

KICKOFF RETURNS**MOST RETURNS****Career**

- 229 Tyrone Hughes, 1993-96
(24.97 avg.)
124 Rich Mauti, 1977-80, 82-83
(22.9 avg.)
94 Mel Gray, 1986-88 (23.3 avg.)

Season

- 70 Tyrone Hughes, 1996
(NFL Record) (25.6 avg.)
66 Tyrone Hughes, 1995 (24.5 avg.)
63 Tyrone Hughes, 1994 (24.7 avg.)
53 Dino Philyaw, 1999 (22.0 avg.)
43 Margene Adkins, 1972 (23.7 avg.)
41 Jimmy Rogers, 1980 (22.9 avg.)

Game

- 8 Tyrone Hughes vs. San Diego
10-16-94 (196 yards)
8 Tyrone Hughes at Minnesota
11-19-95 (156 yards)
7 Tyrone Hughes vs. Rams
10-23-94 (304 yards)
7 Tyrone Hughes vs. Atlanta
9-17-95 (199 yards)

- 7 Tyrone Hughes vs. Green Bay
12-16-95 (194 yards)
7 Tyrone Hughes at Cincinnati
9-15-96 (205 yards)
7 Dino Philyaw at St. Louis
11-28-99 (171 yards)
7 Dino Philyaw vs. St. Louis
12-12-99 (215 yards)
6 13 times by 7 different players

Opponent/Game

- 7 Dennis Pearson, Atlanta 9-2-79
(122 yards)
7 Butler By'not'e, Carolina 11-26-95
(110 yards)

MOST YARDS**Career**

- 5,717 Tyrone Hughes, 1993-96 (229 returns)
2,836 Rich Mauti, 1977-80, 82-83
(124 returns)
2,192 Mel Gray, 1986-88 (94 returns)

Season

- 1,791 Tyrone Hughes, 1996
(NFL Record) (70 returns)
1,617 Tyrone Hughes, 1995 (66 returns)
1,556 Tyrone Hughes, 1994 (63 returns)
1,165 Dino Philyaw, 1999 (53 returns)
1,128 Eric Guliford, 1997 (43 returns)
1,020 Margene Adkins, 1972 (43 returns)

Game

- 304 Tyrone Hughes vs. Rams
10-23-94 (NFL Record)(7 returns)
215 Dino Philyaw vs. St. Louis
12-12-99
205 Tyrone Hughes at Cincinnati
9-15-96 (7 returns)
199 Tyrone Hughes vs. Atlanta
9-17-95 (7 returns)
196 Tyrone Hughes vs. San Diego
10-16-94 (8 returns)
194 Tyrone Hughes vs. Green Bay
12-16-95 (7 returns)
186 Mel Gray at San Francisco
9-21-86 (3 returns)

Opponent/Game

- 203 Jason Tucker, vs. Dallas 12-24-99
(6 returns)
198 Clarence Verdin, at Atlanta
12-11-94 (7 returns)
190 Deion Sanders, Atlanta 12-3-92
(6 returns)
189 Dave Hampton, at Green Bay
11-28-71 (5 returns)

BEST AVERAGE**Career (min. 25 returns)**

- 26.3 Walt Roberts, 1967 (28 returns)
26.2 Eric Guliford, 1997 (43 returns)
26.1 John Gilliam, 1967-68, 1977
(31 returns)

Season (min. 10 returns)

- 27.9 Don Shy, 1969 (16 returns)
27.9 Mel Gray, 1986 (31 returns)
27.8 Bobby Morse, 1989 (10 returns)

KICKOFFS RETURNED FOR TOUCHDOWNS

- 102 Eric Guliford at St. Louis 8-31-97
101 Mel Gray at San Francisco 9-21-86
100 Aaron Craver at Minnesota 11-8-98
99 Bobby Morse at Detroit 12-3-89
99 Tyrone Hughes at Minnesota 11-28-93
98 Tyrone Hughes vs. Rams 10-23-94
94 John Gilliam vs. Rams 9-17-67
92 Clarence Chapman at San Francisco
11-27-77
92 Tyrone Hughes vs. Rams 10-23-94
91 Walt Roberts vs. Philadelphia 11-5-67

Opponent/Kickoffs**Returned for Touchdowns**

- 105 Travis Williams at Rams 12-5-71
98 Dexter Carter at San Francisco
12-1-91
95 Nate Lewis at San Diego 11-17-91
95 Michael Bates at Carolina 1-2-00
94 Cliff Austin at Atlanta 10-20-85
93 Steve Odom, Green Bay 10-12-75
90 Dave Hampton at Green Bay 11-28-71

COMBINED KICKOFF AND PUNT RETURNS**MOST RETURNS****Career**

- 345 Tyrone Hughes, 1993-96
199 Rich Mauti, 1977-80, 82-83

Season

- 100 Tyrone Hughes, 1996
94 Tyrone Hughes, 1995
90 Eric Guliford, 1997
84 Tyrone Hughes, 1994

Game

- 11 Tyrone Hughes at Carolina 10-22-95
11 Tyrone Hughes vs. Arizona 9-22-96
10 Tyrone Hughes vs. Rams 10-23-94

MOST YARDS**Career**

- 6,777 Tyrone Hughes, 1993-96
3,446 Rich Mauti, 1977-80, 82-83
2,849 Mel Gray, 1986-88

Season

- 1,943 Tyrone Hughes, 1996
1,879 Tyrone Hughes, 1995
1,699 Tyrone Hughes, 1994
1,626 Eric Guliford, 1997
1,256 Tyrone Hughes, 1993

Game

- 347 Tyrone Hughes, vs. Rams
10-23-94 (NFL Record)
232 Eric Guliford, at St. Louis 8-31-97
221 Tyrone Hughes, vs. Philadelphia
12-26-93

Opponent/Game

- 233 Chuck Latourette, St. Louis 9-29-68
225 Brian Mitchell, Washington 9-11-94

MOST RETURNS FOR TOUCHDOWNS**Career**

- 5 Tyrone Hughes, 1993-95
2 Mel Gray, 1986-88

Season

- 3 Tyrone Hughes, 1993
2 Tyrone Hughes, 1994

Game

- 2 Tyrone Hughes, vs. Rams
10-23-94

Opponent/Game

- 1 25 different players

INTERCEPTIONS**MOST INTERCEPTIONS****Career**

- 37 Dave Waymer, 1980-89 (395 yards)
36 Tommy Myers, 1972-81 (621 yards)

Season

- 10 Dave Whitsell, 1967 (178 yards)
9 Dave Waymer, 1986 (48 yards)

Game

- 3 Tommy Myers vs. Minnesota
9-3-78 (151 yards)
3 Dave Waymer vs. Philadelphia

- 10-6-85 (28 yards)
- 3 Reggie Sutton at Chicago
10-18-87 (42 yards)
- 3 Gene Atkins at Phoenix
12-22-91 (498 yards)

Opponent/Game

- 3 Pat Thomas, Rams 10-7-79 (5 yards)
- 3 Leonard Coleman at Indianapolis
10-12-86 (31 yards)
- 3 Rod Woodson at San Francisco
9-14-97 (81 yards)

MOST YARDS RETURNED**Career**

- 621 Tommy Myers, 1972-81
(36 returns)
- 395 Dave Waymer, 1980-89
(37 returns)

Season

- 198 Gene Atkins, 1991 (5 returns)
- 178 Dave Whitsell, 1967 (10 returns)
- 167 Tommy Myers, 1978 (6 returns)

Game

- 151 Tommy Myers vs. Minnesota 9-3-78
(3 returns)
- 99 Gene Atkins at Phoenix 12-22-91
(3 returns)
- 98 Sammy Knight at Minnesota 11-8-98
(2 returns)
- 94 Bo Burris vs. Minnesota 10-13-68
(1 return)

Opponent/Game

- 93 Ross Fichtner, Cleveland 10-1-67
(2 returns)

MOST RETURNS FOR TOUCHDOWNS**Career**

- 3 Brett Maxie, 1985-93
- 3 Jim Merlo, 1973-79
- 2 Toi Cook, 1987-93
- 2 Tommy Myers, 1972-81
- 2 Johnnie Poe, 1981-87
- 2 Dave Whitsell, 1967-69
- 2 Dennis Winston, 1982-85
- 2 Sammy Knight, 1997-98

Season

- 2 Dave Whitsell, 1967
- 2 Jim Merlo, 1976
- 2 Dennis Winston, 1984
- 2 Sammy Knight, 1998

Game

- 1 26 different players

Opponent/Game

- 2 Eric Allen, at Philadelphia 12-26-93

LONGEST RETURNS

- 97t Tommy Myers vs. Minnesota 9-3-78
- 94t Bo Burris vs. Minnesota 10-13-68
- 91t Sammy Knight at Minnesota 11-8-98

Opponent/Longest Returns

- 88 Ross Fichtner, Cleveland
10-1-67#
- 78t Jesse Solomon at Minnesota 12-4-88
#Lateral from Erich Barnes

QUARTERBACK SACKS**MOST SACKS****Career**

- 123 Rickey Jackson, 1981-93
- 82.5 Wayne Martin, 1989-99
- 76.5 Pat Swilling, 1986-92
- 57 Frank Warren 1981-89, 91-94

Season

- 17 Pat Swilling, 1991 (139 yards)
- 16.5 Pat Swilling, 1989 (164 yards)
- 15.5 Wayne Martin, 1992 (102 yards)

Most Sacks by a Rookie

- 9 Renaldo Turnbull, 1990
- 8 Rickey Jackson, 1981

Game

- 4 Rickey Jackson at Atlanta
12-14-86 (33 yards)
- 4 Rickey Jackson at Detroit
9-18-88 (34 yards)
- 4 Pat Swilling vs. Tampa Bay
11-11-90 (26 yards)
- 4 Wayne Martin vs. Atlanta 12-3-92
(26.5 yards)
- 4 Wayne Martin vs. Detroit 9-21-97
(15 yards)

Opponent/Game

- 6 Fred Dean at San Francisco
11-13-83 (41 yards)

FUMBLES**MOST OPPONENTS' FUMBLES RECOVERED****Career**

- 26 Rickey Jackson, 1981-93
- 17 Sam Mills, 1986-94
- 14 Dave Waymer, 1980-89

- 13 Gene Atkins, 1987-93
- 13 Wayne Martin, 1989-99

Season

- 7 Rickey Jackson, 1990
- 5 Joe Federspiel, 1975
- 5 Maurice Spencer, 1976
- 5 Jack Del Rio, 1985
- 5 James Geathers, 1989

Game

- 3 Maurice Spencer vs. Atlanta
10-10-76

LONGEST FUMBLE RETURN

- 86t Tyrone Hughes vs. San Francisco
11-28-94
- 85t Ernie Jackson vs. Atlanta 10-15-72
- 76t Sam Mills at Jets 12-26-92

Opponent/Longest Fumble Return

- 98t Toby Wright, Rams 10-23-94
- 96t C.L. Whittington, Houston 10-3-76

MOST FUMBLES RETURNED FOR TOUCHDOWNS**Career**

- 2 Robert "Pig" Goff, 1990-95
- 2 Tyrone Hughes, 1993-95
- 2 Sam Mills, 1986-94

- 2 Tommy Myers, 1972-81
- 2 Frank Warren, 1981-89, 91-93

Season

- 2 Robert "Pig" Goff, 1992
- 2 Tyrone Hughes, 1994

MOST TIMES FUMBLED**Career**

- 57 Archie Manning, 1971-75, 77-82

Season

- 11 George Rogers, 1981 (6 lost)

Game

- 3 Billy Kilmer at St. Louis 12-3-67
- 3 Billy Kilmer vs. Cleveland 10-12-69
- 3 Howard Stevens at Dallas 9-24-73
- 3 Hokie Gajan vs. Tampa Bay
9-22-85 (2 lost)
- 3 Rueben Mayes vs. San Francisco
10-25-87 (2 lost)
- 3 Rueben Mayes at Pittsburgh
11-29-87 (2 lost)
- 3 Heath Shuler vs. Atlanta
10-12-97 (1 lost)



SAINTS TEAM RECORDS

*Records set as a result of the (1982) nine-game season

SCORING

MOST POINTS

Season

422 1987
386 1989
370 1979

Opponent/Season

487 1980
434 1999

Game

51 Saints 51 at St. Louis 42, 11-2-69
51 Saints 51 at Seattle 27, 11-21-76

Opponent/Game

62 Atlanta 62 at Saints 7, 9-16-73

Half

42 at Tampa Bay 10-14-79 (2nd)

Opponent/Half

38 Atlanta 9-16-73 (2nd)

Quarter

28 at Seattle 11-21-76 (3rd)
28 vs. Oakland 12-3-79 (2nd)

Opponent/Quarter

28 at Philadelphia 11-19-67 (2nd)
28 at Chicago 10-10-71 (2nd)
28 vs. Rams 10-7-79 (2nd)

FEWEST POINTS

Season

129 1982*
163 1973
165 1975
166 1974

Opponent/Season

160 1982*
202 1992
211 1991

Game

0 13 times
(last time vs. San Francisco 10-11-98)

Opponent/Game

0 12 times
(last time at Jets 12-24-95)

MOST TOUCHDOWNS

Season

46 1979, 1987, 1989

Opponent/Season

60 1980

Game

7 at St. Louis 11-2-69
6 at Seattle 11-21-76
6 at Chicago 10-2-77
6 at Tampa Bay 10-14-79
6 vs. Denver 11-20-88

Opponent/Game

8 Atlanta, 9-16-73

FEWEST TOUCHDOWNS

Season

16 1973, 1982*
17 1970

Opponent/Season

19 1982*
23 1991

MOST GAMES WITHOUT YIELDING A TOUCHDOWN

5 1991 (2 Shutouts)

MOST TOUCHDOWNS RUSHING

Season

28 1979
20 1983, 1987

Opponent/Season

28 1980

Game

5 at Tampa Bay 10-14-79

Opponent/Game

5 at St. Louis 10-23-77
5 at Giants 9-24-95

FEWEST TOUCHDOWNS RUSHING

Season

4 1970, 1985
5 1972, 1973

Opponent/Season

6 1987, 1991
7 1988, 1993

MOST TOUCHDOWNS PASSING

Season

26 1980, 1995
23 1987, 1989

Opponent/Season

34 1999
32 1969
31 1980

Game

6 at St. Louis 11-2-69

Opponent/Game

6 at St. Louis 11-2-69

FEWEST TOUCHDOWNS PASSING

Season

8 1975, 1976, 1981, 1982*

Opponent/Season

11 1982*
12 1991



MOST FIELD GOALS

Season

33 1987 (42 attempts)
31 1985 (35 attempts)

Opponent/Season

33 1996 (42 attempts)
31 1972 (34 attempts)

Game

5 at Green Bay (Milw.) 11-28-71
(6 attempts)
5 vs. Los Angeles Rams 12-1-85
(5 attempts)
5 vs. San Francisco 10-25-87 (7 attempts)
5 vs. Atlanta 12-3-92 (5 attempts)
5 at Atlanta 12-11-94 (5 attempts)

Opponent/Game

6 at Jets 12-3-72 (7 attempts)
6 San Francisco 10-16-83 (6 attempts)
6 Atlanta 11-13-94 (6 attempts)

MOST DEFENSIVE TOUCHDOWNS

Season

9 1998
6 1992
4 1976, 1984, 1985

Opponent/Season

9 1993
5 1975, 1983, 1994

MOST POINTS AFTER TOUCHDOWN

Season

44 1979 (46 attempts)
44 1989 (46 attempts)
43 1987 (46 attempts)

Opponent/Season

56 1980 (60 attempts)

Game

6 at St. Louis 11-2-69 (7 attempts)
6 at Seattle 11-21-76 (6 attempts)
6 at Chicago 10-2-77 (6 attempts)
6 at Tampa Bay 10-14-79 (6 attempts)
6 vs. Denver 11-20-88 (6 attempts)

Opponent/Game

8 Atlanta, 9-16-73 (8 attempts)

FEWEST POINTS AFTER TOUCHDOWN

Season

15 1982* (16 attempts)
16 1970 (17 attempts)
16 1973 (16 attempts)

Opponent/Season

19 1982* (19 attempts)
22 1991 (23 attempts)
22 1992 (24 attempts)

MOST TWO-POINT CONVERSIONS

Season

3 1999
2 1994, 1995, 1996

Opponent/Season

3 1994, 1995

Game

1 7 different times

Opponent/Game

2 Carolina, 11-26-95

GREATEST MARGIN OF VICTORY

42 Denver 0 at Saints 42, 11-20-88

GREATEST MARGIN OF DEFEAT

55 Atlanta 62 at Saints 7, 9-16-73

MOST CONSECUTIVE GAMES SCORING

216 Beginning game 15, 1983 through game 7, 1997 (was held scoreless vs. Carolina in game 8 of 1997)

LONGEST WINNING STREAK

9 1987 (games 7-15)
1990 (last 2) through 1991 (first 7)

LONGEST LOSING STREAK

14 First 14 games of 1980

FIRST DOWNS

MOST FIRST DOWNS

Season

315 1979
308 1994
305 1988
304 1987, 1989

Opponent/Season

360 1980

Game

32 vs. Atlanta 1-2-83
30 at St. Louis 10-11-87
30 vs. Atlanta 11-13-94

Opponent/Game

35 Atlanta 9-2-79

FEWEST FIRST DOWNS

Season

173 1982*
183 1970

Opponent/Season

150 1982*
215 1991

Game

2 at San Francisco 10-21-73
3 vs. St. Louis 10-5-80

Opponent/Game

6 vs. Rams, 9-15-91
6 vs. Minnesota 9-22-91
6 vs. Raiders 12-16-91
6 at New England 11-8-92

MOST FIRST DOWNS RUSHING**Season**

160 1979
135 1983
131 1984

Opponent/Season

178 1980

Game

19 at Seattle 11-21-76

Opponent/Game

23 St. Louis 10-4-80

FEWEST FIRST DOWNS RUSHING**Season**

67 1967, 1998
75 1995
78 1994, 1997

Opponent/Season

58 1982*
63 1991

Game

0 at Philadelphia 10-26-69
0 vs. St. Louis 10-5-80
0 vs. San Francisco 9-3-95
0 at Baltimore 12-19-99

Opponent/Game

0 vs. New England 11-30-86
0 at Detroit 9-18-88

MOST FIRST DOWNS PASSING**Season**

203 1994
202 1995
183 1980

Opponent/Season

208 1994
198 1989
197 1986

Game

24 vs. Washington 9-11-94
18 vs. Tampa Bay 12-5-82
18 vs. Green Bay 12-16-95

Opponent/Game

23 at Minnesota 11-6-94
22 at San Francisco 11-13-83

FEWEST FIRST DOWNS PASSING**Season**

76 1982*
82 1975

Opponent/Season

81 1982*
103 1977

Game

0 at San Francisco 10-21-73

Opponent/Game

0 at St. Louis 10-11-87

MOST FIRST DOWNS BY PENALTY**Season**

32 1999
31 1969, 1971
30 1984

Opponent/Season

34 1987

Game

7 at Jets 10-26-86
7 at Tampa Bay 9-24-89
7 at Atlanta 12-5-99

Opponent/Game

6 San Francisco, 10-25-87
6 at New England 11-12-89

NET YARDS**MOST YARDS GAINED****Season**

5,627 1979 (2,476 rushing, 3,151 passing)
5,328 1989 (1,948 rushing, 3,380 passing)
5,182 1994 (1,336 rushing, 3,846 passing)
5,178 1995 (1,390 rushing, 3,788 passing)
5,131 1988 (2,046 rushing, 3,085 passing)

Opponent/Season

6,218 1980 (3,106 rushing, 3,112 passing)

Game

557 at Atlanta 9-12-93 (227 rushing,
330 passing)
526 vs. Miami 12-7-86 (257 rushing,
269 passing)
519 at San Francisco 12-7-80
(143 rushing, 376 passing)
512 vs. Atlanta 9-2-79 (188 rushing,
324 passing)
512 at San Francisco 9-23-79
(174 rushing, 338 passing)
508 at St. Louis 11-2-69 (163 rushing,
345 passing)

Opponent/Game

552 Atlanta 9-2-79 (257 rushing,
295 passing)
544 at Minnesota 11-19-95
(146 rushing, 398 passing)

FEWEST YARDS GAINED**Season**

2,655 1982* (1,257 rushing, 1,398 passing)
3,189 1975 (1,642 rushing, 1,547 passing)

Opponent/Season

2,607 1982* (974 rushing, 1,633 passing)
3,795 1974 (1,758 rushing, 2,039 passing)
3,933 1991 (1,213 rushing, 2,720 passing)

Game

60 vs. Minnesota 11-16-75
(67 rushing, -7 passing)
80 vs. St. Louis 10-5-80
(15 rushing, 65 passing)
82 at San Francisco 10-21-73
(97 rushing, -15 passing)

Opponent/Game

117 vs. Raiders 12-16-91 (71 rushing,
46 passing)
120 vs. Rams 9-15-91 (77 rushing,
43 passing)

**HIGHEST AVERAGE
PER OFFENSIVE PLAY****Season**

5.7 1979 (995-5,627)

Opponent/Season

5.6 1980 (1,101-6,218)

Game

9.0 at New England 12-3-95
(432 yards)
8.3 at Atlanta 9-12-93 (557 yards)
8.1 vs. Atlanta 9-2-79 (512 yards)

Opponent/Game

8.1 at St. Louis 11-2-69 (473 yards)

**LOWEST AVERAGE
PER OFFENSIVE PLAY****Season**

3.5 1975 (908-3,189)

Opponent/Season

4.3 1992 (949-4,075); 1997 (1,073-4,645)

RUSHING**MOST YARDS****Season**

2,476 1979 (551 attempts)
2,461 1983 (595 attempts)
2,286 1981 (546 attempts)

Opponent/Season

3,106 1980 (630 attempts)

Game

307 at Los Angeles 11-8-81 (52 attempts)
299 at Kansas City 9-26-76 (44 attempts)
276 at Rams 12-16-79 (54 attempts)
272 vs. St. Louis 9-4-83 (40 attempts)

Opponent/Game

340 Rams 11-25-73 (55 attempts)
330 St. Louis 10-5-80 (62 attempts)

FEWEST YARDS**Season**

1,193 1967 (334 attempts)
1,215 1970 (371 attempts)
1,230 1972 (336 attempts)

Opponent/Season

974 1982* (255 attempts)
1,213 1991 (335 attempts)

Game

7 vs. San Francisco 10-1-72 (16 attempts)
11 vs. Giants 12-20-93 (12 attempts)
11 at Baltimore 12-19-99 (16 attempts)
15 vs. St. Louis 10-5-80 (9 attempts)

16 at Raiders 11-20-94 (11 attempts)

Opponent/Game

2 New England 11-30-86 (18 attempts)
8 Dallas 12-6-98 (18 attempts)
14 Giants 11-27-88 (17 attempts)

MOST ATTEMPTS**Season**

595 1983 (2,461 yards)
569 1987 (2,190 yards)
546 1981 (2,286 yards)

Opponent/Season

630 1980 (3,106 yards)
623 1977 (2,729 yards)

Game

55 at Atlanta 10-20-74 (232 yards)
55 at San Francisco 10-15-78 (175 yards)

Opponent/Game

62 St. Louis 10-5-80 (330 yards)

FEWEST ATTEMPTS**Season**

331 1982* (1,257 yards)
334 1967 (1,193 yards)
336 1972 (1,230 yards)

Opponent/Season

255 1982* (974 yards)
334 1991 (1,213 yards)

Game

9 vs. St. Louis 10-5-80 (15 yards)

Opponent/Game

10 Dallas 9-10-89 (20 yards)

HIGHEST AVERAGE PER RUSH**Season**

4.5 1979 (551-2,476)

Opponent/Season

4.9 1980 (630-3,106)

Game

7.4 vs. Philadelphia 10-1-95 (16-119)
7.3 at Atlanta 9-12-93 (31-227)
7.1 vs. Miami 12-7-86 (36-257)

Opponent/Game

8.1 at Carolina 11-30-97 (23-186)
7.5 at Rams 12-5-71 (39-293)

LOWEST AVERAGE PER RUSH**Season**

3.3 1970 (371-1,215)

Opponent/Season

3.2 1986 (486-1,559)

Game

0.4 vs. San Francisco 10-1-72 (16-7)

Opponent/Game

0.1 New England 11-30-86 (18-2)

PASSING**MOST NET YARDS****Season**

3,846 1994
3,788 1995
3,648 1980
3,380 1989

Opponent/Season

3,968 1998
3,860 1989

Game

380 vs. Washington 9-11-94
376 at San Francisco 12-7-80
367 at Denver 12-24-94
360 vs. Atlanta 9-17-95
354 vs. Tennessee 10-17-99
349 at Phoenix 10-18-92
349 vs. Green Bay 12-16-95

Opponent/Game

415 Rams 11-26-89
410 at Minnesota 11-6-94
398 at Minnesota 11-19-95
395 Kansas City 9-8-85

FEWEST NET YARDS**Season**

1,398 1982*
1,547 1975
1,573 1977

Opponent/Season

1,633 1982*
1,900 1977

Game

-15 at San Francisco 10-21-73
-7 vs. Minnesota 11-16-75
0 at San Francisco 10-17-76

Opponent/Game

4 at St. Louis 10-11-87
16 at New England 12-4-83

MOST ATTEMPTS**Season**

573 1995 (349 completed)
569 1994 (366 completed)
566 1980 (334 completed)
553 1999 (288 completed)
535 1998 (278 completed)
508 1985 (260 completed)
506 1991 (292 completed)

Opponent/Season

577 1989 (320 completed)
575 1986 (330 completed)

Game

55 at San Francisco 9-25-94 (31 completed)
54 vs. Buffalo 12-27-98 (26 completed)
53 at Green Bay 9-10-78 (33 completed)
52 vs. New England 12-10-72
(24 completed)
52 vs. San Francisco 11-23-75

(25 completed)

Opponent/Game

59 at New England 11-12-89 (27 completed)

FEWEST ATTEMPTS**Season**

248 1982* (137 completed)
321 1977 (166 completed)

Opponent/Season

245 1982* (149 completed)
333 1971 (175 completed)

Game

4 at San Francisco 10-15-78
(2 completed)

Opponent/Game

10 at New England 12-4-83
(3 completed)
10 at St. Louis 10-11-87 (3 completed)

MOST COMPLETIONS**Season**

366 1994 (569 attempts)
349 1995 (573 attempts)
334 1980 (566 attempts)
294 1978 (479 attempts)
292 1991 (506 attempts)

Opponent/Season

353 1994 (559 attempts)
330 1986 (575 attempts)

Game

33 vs. Green Bay 9-10-78 (53 attempts)
33 vs. Washington 9-11-94 (49 attempts)
31 vs. San Francisco 10-8-89 (49 attempts)
31 at San Francisco 9-25-94 (55 attempts)
31 at Atlanta 12-10-95 (47 attempts)
30 vs. Atlanta 9-17-95 (44 attempts)

Opponent/Game

33 at Minnesota 11-6-94 (57 attempts)
32 at Arizona 12-20-98 (44 attempts)
31 at Rams 12-9-90 (50 attempts)
30 vs. Seattle 9-1-91 (41 attempts)
30 at Minnesota 11-19-95 (39 attempts)

FEWEST COMPLETIONS**Season**

137 1982* (248 attempts)
163 1973 (338 attempts)
166 1977 (321 attempts)

Opponent/Season

149 1982* (245 attempts)
153 1968 (366 attempts)
154 1977 (290 attempts)

Game

2 at San Francisco 10-15-78 (4 attempts)

Opponent/Game

3 at New England 12-4-83 (10 attempts)
3 at St. Louis 10-11-87 (10 attempts)

BEST COMPLETION PERCENTAGE**Season**

64.3 1994 (366-569)
61.6 1989 (284-461)
61.4 1978 (294-479)

Opponent/Season

63.1 1994 (353-559)
60.9 1981 (287-471), 1998 (328-539)
60.8 1982 (149-245)

Game

87.0 vs. Denver 11-20-88 (20-23)
84.2 vs. Dallas 9-10-89 (16-19)

Opponent/Game

90.5 Green Bay 12-13-81 (19-21)

LOWEST COMPLETION PERCENTAGE**Season**

46.2 1975 (181-392)
47.0 1971 (182-387)

Opponent/Season

41.8 1968 (153-366)

Game

23.5 vs. Rams 9-13-81 (4-17)
26.9 at Chicago 10-7-84 (7-26)
27.0 at Minnesota 12-4-88 (10-37)
27.3 at Dallas 12-19-82 (6-22)

Opponent/Game

22.7 Chicago 10-27-91 (5-22)

MOST PASSES HAD INTERCEPTED**Season**

33 1997
30 1999
29 1968
28 1984

Opponent/Season

31 1987
29 1991

Game

6 vs. Atlanta 9-16-73
6 at San Francisco 9-14-97
5 vs. Rams 10-7-79

Opponent/Game

7 Green Bay 9-14-86

FEWEST PASSES HAD INTERCEPTED**Season**

12 1987
14 1971, 1976, 1982*, 1995

Opponent/Season

8 1990
9 1982*
10 1977, 1993

INTERCEPTIONS**MOST INTERCEPTIONS****Season**

31 1987
29 1991

Opponent/Season

33 1997
30 1999
29 1968

Game

7 vs. Green Bay 9-14-86
5 at Atlanta 11-1-87
5 vs. Giants 11-22-87
5 at Philadelphia 10-13-91
5 at Phoenix 12-22-91

Opponent/Game

6 Atlanta 9-16-73
6 San Francisco 9-14-97

FEWEST INTERCEPTIONS**Season**

8 1990
9 1982*
10 1977, 1993

Opponent/Season

12 1987

MOST RETURN YARDAGE**Season**

482 1991 (29 returns)
466 1998 (21 returns)
412 1983 (23 returns)

Opponent/Season

483 1999 (30 returns)
479 1981 (27 returns)

Game

176 vs. Minnesota 9-3-78 (4 returns)
126 vs. Minnesota 10-13-68 (2 returns)

Opponent/Game

136 at Minnesota 12-4-88 (2 returns)

FEWEST RETURN YARDAGE**Season**

73 1969 (12 returns)
83 1977 (10 returns)

Opponent/Season

79 1982* (14 returns)
93 1996 (17 returns)
140 1976 (14 returns)

MOST RETURNS FOR TOUCHDOWNS**Season**

5 1998
3 1976, 1983, 1984, 1992

Opponent/Season

6 1993
5 1983
4 1977
4 1999

Game

1 36 times

Opponent/Game

3 Tampa Bay 12-11-77
2 at Green Bay 12-2-73
2 Rams 12-18-83
2 at Minnesota 12-4-88
2 at Philadelphia 12-26-93
2 Dallas 12-19-94

FUMBLES**MOST FUMBLES****Season**

40 1981 (20 lost)
36 1983 (22 lost)

Opponent/Season

43 1975 (22 lost)

Game

7 at Rams 11-8-81 (2 lost)
7 vs. New England 11-30-86 (5 lost)

Opponent/Game

7 Cleveland 12-12-71 (5 lost)
7 at Rams 12-16-79 (4 lost)
7 at Jets 10-26-86 (2 lost)

FEWEST FUMBLES**Season**

17 1982* (10 lost)
19 1968 (11 lost)
19 1995 (11 lost)
20 1977 (11 lost)

Opponent/Season

20 1969 (10 lost)

MOST FUMBLES LOST**Season**

22 1983 (36 fumbles)
22 1997 (34 fumbles)
20 1981 (40 fumbles)

Opponent/Season

27 1976 (37 fumbles)

Game

5 vs. New England 11-30-86 (7 fumbles)

Opponent/Game

5 Dallas 11-3-68
5 Cleveland 12-12-71
5 at Atlanta 11-25-79

FEWEST FUMBLES LOST**Season**

9 1999 (26 fumbles)
10 1982* (17 fumbles)
11 1968, 1971, 1974, 1977, 1995

Opponent/Season

10 1967, 1969, 1984, 1996

MOST FUMBLES RETURNED FOR TOUCHDOWNS**Season**

5 1998
3 1992
2 9 different times, last in 1999

Opponent/Season

4 1975

Game

2 at San Francisco 10-19-75

Opponent/Game

2 at St. Louis 10-11-87

TURNOVERS**MOST TURNOVERS****Season**

55 1997
47 1981, 1983
41 1984

Opponent/Season

49 1987
48 1991

Game

8 vs. Atlanta 9-16-73
8 vs. Detroit 10-28-90
8 at San Francisco 9-14-97

Opponent/Game

7 Dallas 11-3-68
7 Cleveland 12-12-71
7 Green Bay 9-14-86
7 Giants 11-22-87
7 at Phoenix 12-22-91

FEWEST TURNOVERS**Season**

24 1982*
25 1971, 1995

Opponent/Season

22 1969, 1982*
23 1984

QUARTERBACK SACKS**MOST SACKS****Season**

59 1997 (408 yards)*led NFL
57 1992 (376 yards)
56 1983 (437 yards)
55 1984 (420 yards)

Opponent/Season

58 1985 (461 yards)

Game

9 vs. Rams 12-1-85 (69 yards)
8 vs. Chicago 9-18-83 (73 yards)

Opponent/Game

10 vs. Atlanta 10-12-97 (76 yards)
9 vs. Rams 10-24-76 (78 yards)
9 at San Francisco 11-13-83 (77 yards)
9 at Rams 11-3-85 (63 yards)
9 at Cleveland 12-5-93 (71 yards)

FEWEST SACKS**Season**

17 1970 (136 yards)
23 1967 (199 yards)

Opponent/Season

15 1992 (119 yards)
17 1979 (140 yards)
19 1991 (160 yards)

MOST YARDS ON SACKS**Season**

437 1983 (56 sacks)
420 1984 (55 sacks)

Opponent/Season

461 1985 (58 sacks)

Game

73 vs. Chicago 9-18-83 (8 sacks)

Opponent/Game

81 vs. San Diego 10-9-77 (8 sacks)

PUNTING**MOST PUNTS****Season**

101 1976 (39.3 avg.)
92 1975 (41.0 avg.)
91 1974 (41.8 avg.)

Opponent/Season

92 1997 (39.9 avg.)
89 1992 (41.1 avg.)
88 1991 (42.3 avg.)
87 1976 (39.9 avg.)

Game

12 vs. Minnesota 11-16-75
11 at San Francisco 10-21-73
11 vs. Washington 12-26-82
11 at Baltimore 12-19-99

Opponent/Game

12 at Chicago 10-5-97
11 at New England 11-8-92
10 at Atlanta 10-20-74
10 Houston 10-3-76
10 at Raiders 10-13-85
10 at Carolina 10-22-95

FEWEST PUNTS**Season**

46 1982* (43.0 avg.)
49 1969 (41.4 avg.)

Opponent/Season

50 1971 (41.2 avg.)

Game

0 vs. Atlanta 1-2-83
1 10 different times

Opponent/Game

0 at Giants 10-8-67
0 at San Francisco 11-14-71

0 Cleveland 9-13-87
0 at Minnesota 11-19-95
0 vs. St. Louis 12-12-99
1 16 different times

BEST AVERAGE**Season**

45.9 1997 (88 punts)
45.4 1998 (90 punts)
44.0 1992 (67 punts)
43.6 1993 (77 punts)
43.6 1994 (67 punts)
43.1 1984 (70 punts)
43.0 1991 (87 punts)

Opponent/Season

44.5 1973 (63 punts)

LOWEST AVERAGE**Season**

37.6 1968 (75 punts)
39.0 1989 (71 punts)

Opponent/Season

37.5 1987 (73 punts)

PUNT RETURNS**MOST RETURNS****Season**

53 1989 (428 yards)
48 1997 (496 yards)
47 1986 (377 yards)

Opponent/Season

65 1976 (739 yards)

Game

7 vs. New England 11-30-86 (66 yards)
7 at Detroit 12-3-89 (48 yards)
7 at Oakland 11-9-97 (90 yards)

Opponent/Game

10 Washington 12-26-82 (106 yards)

FEWEST RETURNS**Season**

16 1971 (100 yards)
16 1972 (43 yards)

Opponent/Season

27 1969 (176 yards)

MOST YARDS RETURNED**Season**

517 1993 (38 returns)
496 1997 (48 returns)
468 1987 (41 returns)
428 1989 (53 returns)

Opponent/Season

906 1974 (59 returns)

Game

161 vs. Houston 10-3-76 (6 returns)

Opponent/Game

144 Rams 10-23-94 (4 returns)
143 St. Louis 9-29-68 (3 returns)

BEST AVERAGE**Season**

13.6 1993 (38 returns)
12.8 1998 (32 returns)
11.8 1988 (35 returns)
11.4 1987 (41 returns)

Opponent/Season

15.4 1974 (59 returns)

LOWEST AVERAGE**Season**

2.7 1972 (16 returns)
3.4 1967 (23 returns)

Opponent/Season

5.8 1971 (43 returns)

MOST RETURNS FOR TOUCHDOWNS**Season**

2 1993

Opponent/Season

2 1974, 1977, 1994

Game

1 5 different times

Opponent/Game

1 18 different times

KICKOFF RETURNS**MOST RETURNS****Season**

88 1980 (22.5 avg.)
82 1994 (22.4 avg.)
79 1999 (20.7 avg.)
73 1995 (23.2 avg.)
72 1967 (24.2 avg.)
72 1984 (20.3 avg.)

Opponent/Season

76 1979 (20.0 avg.)

Game

9 at Philadelphia 11-19-67 (231 yards)
9 vs. San Francisco 10-1-72
(201 yards)

Opponent/Game

8 Washington 9-22-68 (140 yards)
8 Atlanta 9-2-79 (127 yards)
8 at Atlanta 12-11-94 (206 yards)

FEWEST RETURNS**Season**

26 1982* (22.2 avg.)
42 1992 (19.4 avg.)
47 1973 (20.1 avg.)

Opponent/Season

20 1982* (19.4 avg.)
33 1973 (21.9 avg.)

MOST YARDS RETURNED**Season**

1,983 1980 (88 returns)
1,840 1994 (82 returns)
1,739 1967 (72 returns)

Opponent/Season

1,523 1979 (76 returns)

Game

304 vs. Rams 10-23-94 (7 returns)
233 at San Francisco 9-21-86 (5 returns)
231 at Philadelphia 11-19-67 (9 returns)

Opponent/Game

206 at Atlanta 12-11-94 (8 returns)
203 vs. Dallas 12-24-99 (6 returns)
197 Rams 10-23-94 (7 returns)
190 at San Francisco 10-22-67 (4 returns)

BEST AVERAGE**Season**

24.3 1996 (78 returns)
24.2 1967 (72 returns)
24.2 1986 (55 returns)

Opponent/Season

25.5 1975 (42 returns)

LOWEST AVERAGE**Season**

17.6 1991 (50 returns)

Opponent/Season

16.2 1990 (36 returns)

MOST RETURNS FOR TOUCHDOWNS**Season**

2 1967, 1994

Opponent/Season

2 1971, 1991

Game

2 vs. Rams 10-23-94

Opponent/Game

1 7 different times

**COMBINED KICKOFF
AND PUNT RETURNS****MOST YARDS RETURNED****Season**

2,159 1980 (176 punts, 1,983 kickoffs)
2,058 1996 (159 punts, 1,899 kickoffs)
1,992 1994 (152 punts, 1,840 kickoffs)
1,977 1993 (517 punts, 1,460 kickoffs)

Opponent/Season

2,098 1976 (739 punts, 1,359 kickoffs)
1,988 1994 (495 punts, 1,493 kickoffs)

Game

347 vs. Rams 10-23-94 (43 punts, 304 kickoffs)

Opponent/Game

341 Rams 10-23-94 (144 punts, 197 kickoffs)

MOST TOUCHDOWNS**Season**

3 1993 (2 punts, 1 kickoff)

Opponent/Season

2 6 different times

Game

2 vs. Rams 10-23-94 (both kickoffs)

Opponent/Game

1 25 different times

PENALTIES**MOST PENALTIES****Season**

121 1998 (928 yards)
114 1996 (853 yards)
112 1978 (1,044 yards)
110 1999 (877 yards)
109 1981 (899 yards)
109 1986 (855 yards)
108 1987 (994 yards)
108 1990 (829 yards)

Opponent/Season

132 1998 (1,164 yards)
124 1999 (1,006 yards)
119 1984 (1,025 yards)

Game

14 vs. Minnesota 9-3-78 (132 yards)
14 vs. St. Louis 9-4-83 (101 yards)
14 vs. Philadelphia 10-6-85 (107 yards)

Opponent/Game

14 at Rams 12-5-71 (119 yards)
14 Atlanta 9-2-84 (143 yards)
14 vs. San Francisco 10-11-98 (115 yards)

FEWEST PENALTIES**Season**

58 1973 (516 yards)
60 1992 (567 yards)

Opponent/Season

50 1982* (454 yards)
53 1972 (711 yards)

Game

0 vs. Seattle 11-10-85

Opponent/Game

0 at Washington 9-21-75
0 at San Francisco 12-11-88
0 at San Francisco 12-23-90

MOST PENALTY YARDS**Season**

1,044 1978 (112 penalties)
1,029 1970 (91 penalties)
994 1987 (108 penalties)

Opponent/Season

1,164 1998 (132 penalties)
1,079 1981 (117 penalties)

Game

142 at Giants 10-6-68 (12 penalties)

Opponent/Game

143 Atlanta 9-2-84 (14 penalties)

FEWEST PENALTY YARDS**Season**

514 1982* (64 penalties)
516 1973 (58 penalties)

Opponent/Season

454 1982* (50 penalties)
590 1993 (86 penalties)
628 1988 (77 penalties)

SAFETIES**MOST SAFETIES****Season**

3 1989
2 1987, 1988, 1998

Opponent/Season

3 1983
2 1969, 1973, 1976

Game

2 vs. Cleveland 9-13-87
1 15 different times

Opponent/Game

1 19 different times



TWO-TEAM RECORDS

SCORING

MOST POINTS

- 93 New Orleans 51 at St. Louis 42, 11-2-69

FEWEST POINTS

- 6 Rams 0 at New Orleans 6, 11-9-86

MOST TOUCHDOWNS

- 13 New Orleans 7 at St. Louis 6, 11-2-69

FEWEST TOUCHDOWNS

- 0 Rams (0) at New Orleans (6), 11-9-86
 0 Pittsburgh (9) at New Orleans (6),
 12-1-90
 0 New Orleans (9) vs. Tampa Bay (3),
 10-25-98

FIRST DOWNS

MOST FIRST DOWNS

- 58 Atlanta 35 at New Orleans 23, 9-2-79

FEWEST FIRST DOWNS

- 20 Minnesota 8 at New Orleans 12, 9-12-70

NET YARDS

MOST YARDS GAINED

- 1,064 Atlanta 552 at New Orleans 512, 9-2-79

FEWEST YARDS GAINED

- 345 New Orleans 179 vs. Atlanta 166,
 10-12-97
 366 New Orleans 162 at Philadelphia 204,
 10-13-91

RUSHING

MOST RUSHES

- 86 New Orleans 39 at Atlanta 47, 12-16-73

MOST YARDS

- 490 Rams 340 at New Orleans 150,
 11-25-73

FEWEST YARDS

- 72 New Orleans 11 at Baltimore 61,
 12-19-99
 82 St. Louis Rams 47 vs. New Orleans 35,
 9-6-98
 89 Seattle 46 at New Orleans 43, 9-1-91

MOST TOUCHDOWNS RUSHING

- 7 New Orleans 4, at Seattle 3, 11-21-76

PASSING

MOST YARDS

- 719 New Orleans 374 at St. Louis 345,
 11-2-69

FEWEST YARDS

- 77 San Francisco 44 at New Orleans 33,
 11-13-77
 80 New Orleans 19 at San Francisco 61,
 11-27-77

MOST PASSES ATTEMPTED

- 94 New Orleans 55 at San Francisco 39,
 9-25-94

MOST PASSES COMPLETED

- 57 New Orleans 24 at Minnesota 33,
 11-6-94
 57 Atlanta 29 at New Orleans 28, 11-13-94
 57 Atlanta 27 at New Orleans 30, 9-17-95

MOST TOUCHDOWNS PASSING

- 12 New Orleans 6 at St. Louis 6, 11-2-69

MOST PASSES HAD INTERCEPTED

- 9 Green Bay 7 at New Orleans 2, 9-14-86

PUNTS

MOST PUNTS

- 21 New Orleans 9 at Chicago 12, 10-5-97
 20 New Orleans 10 at Atlanta 10, 10-20-74
 20 New Orleans 11 at Baltimore 9, 12-19-99
 19 New Orleans 10 at NY Giants 9,
 12-15-96

FEWEST PUNTS

- 2 New Orleans 1 at Washington 1,
 11-18-90

PENALTIES

MOST PENALTIES

- 27 San Francisco 14 at New Orleans 13,
 10-11-98
 23 Atlanta 14 at New Orleans 9, 9-2-84

FEWEST PENALTIES

- 2 New Orleans 2 at San Francisco 0,
 12-11-88
 2 Atlanta 1 at New Orleans 1, 12-3-92

TURNOVERS

MOST TURNOVERS

- 11 Dallas 7 at New Orleans 4, 11-3-68
 11 Chicago 5 at New Orleans 6, 9-18-83

QUARTERBACK SACKS

MOST SACKS

- 15 Atlanta 10 at New Orleans 5, 10-12-97
 14 Chicago 6 at New Orleans 8, 9-18-83

FUMBLES

MOST FUMBLES

- 10 Cleveland 7 at New Orleans 3, 12-12-71

MOST FUMBLES LOST

- 8 Cleveland 5 at New Orleans 3, 12-12-71

CHRONOLOGY OF UNIFORM CHANGES

The following is a catalogue of uniform changes since the Saints' inception in 1966:

1967 — Gold pants with black and white striping; black jerseys with gold numerals and white trim with white and gold piping on sleeves; white jerseys with gold numerals and black trim with black and gold piping on sleeves. Gold helmet with black Fleur-de-Lis on either side, and black and white striping down the middle.

1969 — For preseason games exclusively — Black helmets with gold Fleur-de-Lis on either side and gold and white striping down the middle. Helmets have been gold ever since.

1971 — The color of the numerals changed. Black with gold trim on white jerseys and white with gold trim on black jerseys.

1975 — Pants were changed from gold to white with black and gold striping.

1976 — Black pants were introduced to be worn with white jerseys. Gold and white striping down the sides. Same white pants worn with the black jerseys. The facemask changed from grey to black.

1983 — Numbers changed to "San Diego-style" numerals. Thin border around the number with no direct contact between the number and the border. The second change was from socks with black and gold piping to solid black.

1986 — Gold pants with wide solid black stripes were initiated. The state Fleur-de-Lis patch appears on either side of the pants. The jersey was redesigned with TV numbers on the shoulders, and the state Fleur-de-Lis on either sleeve. The stripes on the sleeves were eliminated. The socks feature a wide gold stripe on a black background.

1991 — 25th anniversary patches were worn on the left shoulder.

1994 — For three games (3 through 5), the Saints wore their 1967 style uniforms for their "throw-backs games", a league-wide program commemorating the NFL's 75th Anniversary.

1996 — Traditional Fleur-de-Lis replaces state logo on jerseys and pants. Player name and numbers changed from screen-on type to "tackle twill" style, made of cloth and sewed onto jersey. Numbers changed to gold with black outline on white jerseys and gold with a white outline on black jerseys. Stockings changed from thick gold and black stripe over white to solid black over white.

1999 — On the white road jerseys, the numbers and lettering changed to black with gold outline, and pants changed from gold with black stripe to black with a gold stripe to complete the road uniform.

2000 — The only change to the road uniform will be the replacement of the black with gold stripe pants to the gold with black stripe pants. The white road jersey will remain the same with the numbers and lettering in black with gold trim.



SAINTS CONSECUTIVE RECORDS

INDIVIDUAL

Games Played:

- 147 Jim Dombrowski (6th game, 1987 through 9th game, 1996)
- 144 Wayne Martin (1991 through 1999)
- 143 Eric Martin (1985 through 1993)
- 122 Morten Andersen (6th game, 1987 through 1994)
- 103 Joe Federspiel (1973 through 1980)
- 92 Sam Mills (6th game, 1987 through 2nd game, 1993)
- 91 Rickey Jackson (1981 through 2nd game, 1987)

Games Started:

- 144 Wayne Martin (1991 through 1999)
- 91 Rickey Jackson (1981 through 2nd game, 1987)
- 90 Jim Dombrowski (6th game, 1987 through 1992)

Games, Scoring Points:

- 174 Morten Andersen (game 15 of 1983 through 1994)

Games, Scoring Touchdown:

- 6 Dalton Hilliard (16th game, 1988 through 5th game, 1989)
- 6 Dalton Hilliard (7th game, 1992 through 12th game, 1992)

Games, Scoring Field Goal:

- 20 Morten Andersen 10-25-87 through 11-6-88
- 19 Morten Andersen 11-24-85 through 12-7-86
- 17 Morten Andersen 11-18-90 through 11-10-91
- 16 Morten Andersen 9-20-92 through 9-12-93

Field Goals Made:

- 25 Morten Andersen 11-1-92 through 9-12-93
- 20 Morten Andersen, 11-24-85 through 10-5-86

Games, Rushing Touchdown:

- 5 Dalton Hilliard, (1989, 7th-11th games)

Games, Receiving Touchdown:

- 4 Lonzell Hill, 1988 (3rd-6th games)
- 4 Dalton Hilliard, 1992 (7th-10th games)
- 4 Quinn Early, 1993 (6th-9th games)
- 4 Quinn Early, 1995 (10th-13th games)

Games, Rushing for One Hundred or More Yards:

- 3 George Rogers, 1981 (6th, 7th and 8th games)
- 3 Wayne Wilson, 1983 (4th, 5th and 6th games)
- 3 Dalton Hilliard, 1989 (10th, 11th, 12th games)

Games, Passing Touchdown:

- 13 Archie Manning (1978, last 4 games; 1979, 1st to 9th game)

Games, None Intercepted:

- 3 Billy Kilmer, 1969; Archie Manning 1971, 1973, 1978, 1979; Bobby Hebert, 1987 and 1992; Wade Wilson, 1993.

Passes Completed:

- 15 Archie Manning, 1979 (7th and 8th games)

Games, Pass Reception:

- 105 Eric Martin (7th game, 1987 through 1993)
- 79 Danny Abramowicz (1967-73)

Points After Touchdown

- 119 Morten Andersen (7th game, 1989 through 13th game, 1992)
- 88 Doug Brien (9th game, 1995 through 1st game, 1999)

TEAM

Wins, Regular Season:

- 9 1987 (7-15)
- 9 Last 2 games of 1990, first 7 of 1991

Wins, Preseason:

- 5 1967

Losses, Regular Season:

- 14 1980 (first 14)

Wins Against One Team:

- 7 vs. L.A. Rams, 12-9-90 through 10-3-93

Losses Against One Team:

- 10 vs. Atlanta, 9-17-95 through 12-5-99

Wins at Home:

- 5 Last game of 1990, first 4 of 1991
- 5 1992, 3rd-7th games

Wins on the Road:

- 10 Last 6 games of 1987, first 4 of 1988

Losses at Home:

- 10 Last 2 of 1979, all 8 in 1980

Losses on the Road:

- 14 Last 4 of 1972, all 7 in 1973, first 3 of 1974
- 14 Last 6 of 1998, all 8 of 1999

Games Scoring:

- 216 12/4/83, at New England (0-7) through 10/19/97, vs. Carolina (0-13) (ranked fifth in NFL history)

Games with a Sack:

- 60 12/24/94 through 11/22/98 (tied for third in NFL history)

AVERAGE SACKS ALLOWED PER SEASON (1990-99)

	No.	Average
1. Miami	268	26.8
2. Dallas	271	27.1
3. Kansas City	287	28.7
4. Washington	298	27.8
5. NEW ORLEANS	327	32.7
6. Tennessee	327	32.7



SAINTS BIG DAYS

100 YARDS RUSHING

Yds.	Att.	Player	Opponent	Date
206	24	George Rogers	St. Louis	9- 4-83
203	28	Rueben Mayes	Miami	12- 7-86
179	40	Ricky Williams	Cleveland	10-31-99
174	20	Ray Zellars	Chicago	10-13-96
172	24	Rueben Mayes	Tampa Bay	10-19-86
166	33	George Rogers	Dallas	12-19-82
162	29	George Rogers	Los Angeles Rams	9-13-81
162	29	Mario Bates	Detroit	9-21-97
161	22	Chuck Muncie	Atlanta	9- 2-79
161	24	George Rogers	@ Los Angeles Rams	11- 8-81
160	34	Wayne Wilson	Miami	10- 2-83
160	35	Earl Campbell	@ Minnesota	11-24-85
158	29	Dalton Hilliard	@ Atlanta	11-19-89
157	33	Rueben Mayes	New England	11-30-86
157	24	Lamar Smith	@ Indianapolis	9-27-98
155	20	Craig Heyward	Tampa Bay	11-11-90
148	22	Alvin Maxson	St. Louis	12- 8-74
147	24	Rueben Mayes	Cleveland	9-13-87
146 *	14	Tony Galbreath	@ Kansas City	9-26-76
144	29	Rueben Mayes	San Francisco	10-25-87
142	27	Andy Livingston	Washington	9-21-69
142	28	George Rogers	@ Houston	11-22-81
141	22	Mario Bates	Atlanta	11-13-94
138	33	Wayne Wilson	@ Chicago	9-19-82
138	28	Fred McAfee	Atlanta	11-24-91
137	20	George Rogers	Atlanta	11- 6-83
134	17	George Rogers	Philadelphia	10-11-81
131	25	Rueben Mayes	@ St. Louis	11-16-86
129	32	Mario Bates	@ N.Y. Giants	12-15-96
128	28	Rueben Mayes	San Francisco	11- 2-86
128	21	Chuck Muncie	Oakland	12- 3-79
127	16	Don McCall	Washington	9-22-68
127	25	Dalton Hilliard	Atlanta	12-18-88
126 *	25	Chuck Muncie	@ Kansas City	9-26-76
125	25	Derek Brown	Detroit	9-19-93
124	32	George Rogers	Los Angeles	12-18-83
123	33	George Rogers	Kansas City	11-21-82
123	15	Mario Bates	@ New England	12- 3-95
122	18	George Rogers	@ Cleveland	10-18-81
122 *	19	Craig Heyward	@ Cincinnati	11- 4-90
120	23	George Rogers	Tampa Bay	11-29-81
117	18	Chuck Muncie	San Francisco	11-11-79
115	25	George Rogers	@ San Francisco	9-27-81
115	25	Rueben Mayes	Denver	11-20-88
115 *	30	Rueben Mayes	@ Cincinnati	11- 4-90
114	21	George Rogers	@ Buffalo	10-30-83
114	15	Jimmy Rogers	@ Washington	10-26-80
113	26	Bob Gresham	@ Green Bay	11-28-71
113	31	George Rogers	@ Cincinnati	10-25-81
113	11	Hokie Gajan	N.Y. Jets	11-21-83
112	19	Rueben Mayes	@ Atlanta	11- 1-87
112	24	Dalton Hilliard	L.A. Rams	11-26-89
111	24	Ricky Williams	@ N.Y. Giants	10-24-99
110	14	Tony Baker	@ St. Louis	11- 2-69



109	15	Chuck Muncie	Los Angeles	11-28-70
109	27	Mike Strachan	Atlanta	11- 2-77
109	11	Craig Heyward	L.A. Raiders	10-23-88
108	22	Rueben Mayes	Indianapolis	10-12-86
108	24	Wayne Wilson	@ San Francisco	9-29-83
108	31	Wayne Wilson	@ Dallas	9-25-83
107	20	Chuck Muncie	N.Y. Jets	12- 4-77
107	30	George Rogers	San Francisco	12-20-81
106	28	Dalton Hilliard	@ New England	11-12-89
106	20	Gill Fenerty	Minnesota	9-22-91
106	21	Derek Brown	Green Bay	11-14-93
106	26	Mario Bates	@ San Francisco	10-29-95
106	22	Mario Bates	St. Louis	11- 5-95
105	24	Mike Strachan	Green Bay	10-12-75
104	10	Gill Fenerty	@ Rams	12- 9-90
103	18	Wayne Wilson	@ Atlanta	10- 9-83
102	13	Chuck Muncie	@ St. Louis	10-23-77
102	20	George Rogers	Atlanta	9- 2-84
100	20	Tony Galbreath	Los Angeles	10-30-77

*Part of a dual 100-yard game.

250 YARDS PASSING

Yds.	Player	Att.	Comp.	Opponent	Date
377	Archie Manning	38	24	@ San Francisco	12- 7-80
376	Jim Everett	46	31	Washington	9-11-94
370	Jim Everett	43	29	Atlanta	9-17-95
364	Jim Everett	45	29	Green Bay	12-16-95
355	Archie Manning	28	20	@ San Francisco	9-23-79
355	Bobby Hebert	26	19	@ Phoenix	10-18-92
354	Billy Joe Tolliver	45	28	Tennessee	10-17-99
345	Billy Kilmer	32	22	@ St. Louis	11- 2-69
344	Archie Manning	32	22	@ Pittsburgh	11- 5-78
343	Jim Everett	27	23	@ Denver	12-24-94
341	Wade Wilson	34	22	@ Atlanta	9-12-93
335	Jim Everett	37	25	@ Minnesota	11-19-95
333	Ken Stabler	43	29	Tampa Bay	12- 5-82
328	Kerry Collins	44	22	@ San Francisco	11-22-98
326	Jim Everett	37	26	Kansas City	9- 4-94
325	Dave Wilson	32	20	Cincinnati	12- 9-84
325	Billy Joe Tolliver	48	24	@ Carolina	11-1-98
323	Archie Manning	32	23	Atlanta	10-19-80
320	Bobby Hebert	39	28	Raiders	12-16-91
317	Steve Walsh	42	25	@ San Francisco	12- 1-91
314	Archie Manning	40	25	San Francisco	9- 7-80
314	Archie Manning	36	25	@ Detroit	10-12-80
308	Bobby Hebert	49	31	San Francisco	10- 8-89
306	Archie Manning	40	25	Philadelphia	11- 9-80
303	Archie Manning	53	33	@ Green Bay	9-10-78
302	John Fourcade	27	15	@ Buffalo	12-10-89
301	Archie Manning	39	24	New England	12-21-80
301	Bobby Hebert	35	22	@ San Francisco	11-15-92
300	Dave Wilson	45	19	@ Atlanta	10-20-85
295	Archie Manning	35	20	Philadelphia	10-29-72
296	Jim Everett	39	21	@ Cincinnati	9-15-96
296	Billy Joe Tolliver	42	23	Buffalo	12-27-98
294	Richard Todd	27	21	@ Cleveland	10-28-84
293	Jim Everett	26	17	@ New England	12- 3-95
292	Billy Kilmer	36	17	Pittsburgh	12-15-68
292	Steve Walsh	39	22	@ Houston	10-21-90

291	Archie Manning	45	28	@	Green Bay	9- 9-79
291	John Fourcade	28	21		Indianapolis	12-24-89
291	Jim Everett	55	31	@	San Francisco	9-25-94
291	Bobby Hebert	39	27		Chicago	10-27-91
287	Archie Manning	27	17	@	San Francisco	10-22-72
287	Jim Everett	47	31	@	Atlanta	12-10-95
285	Bobby Scott	35	16	@	St. Louis	10-23-77
285	Archie Manning	34	24		Buffalo	9-21-80
284	Archie Manning	29	14		Atlanta	9- 2-79
282	Bobby Hebert	32	23	@	Detroit	9-18-88
282	Bobby Hebert	32	23	@	Green Bay	9-17-89
281	Bobby Hebert	28	18		N.Y. Jets	10-15-89
280	Dave Wilson	30	18	@	Denver	9-15-85
279	Ken Stabler	39	25		Chicago	9-18-83
279	Bobby Hebert	32	19	@	Washington	11- 6-88
278	Danny Wuerffel	47	25		New England	10-4-98
278	Jake Delhomme	27	16		Dallas	12-24-99
277	Wade Wilson	45	27		Atlanta	10-24-93
276	Billy Kilmer	37	22		Dallas	9-28-69
276	Archie Manning	31	18	@	N.Y. Giants	10- 8-72
276	Dave Wilson	34	19		Miami	12- 7-86
276	Bobby Hebert	22	15	@	L.A. Rams	10-22-89
276	Jim Everett	36	28		Atlanta	11-13-94
274	Steve Walsh	38	23	@	Washington	11-18-90
273	Bobby Hebert	37	17		Dallas	10- 3-88
273	Jim Everett	31	18	@	Atlanta	12-11-94
272	Dave Wilson	33	20		New England	11-30-86
272	Bobby Hebert	30	18		Atlanta	10-29-89
271	Ken Stabler	35	24		Atlanta	1- 2-83
269	Steve Walsh	33	17	@	Rams	11- 3-91
268	Archie Manning	27	20	@	Seattle	11-18-79
267	Bobby Hebert	40	25		San Francisco	9-27-92
267	Wade Wilson	43	25		L.A. Rams	12-12-93
266	Jim Everett	38	23		San Francisco	9- 3-95
265	Kerry Collins	43	25	@	Arizona	12-20-98
264	Archie Manning	31	14	@	Atlanta	11-25-79
264	Richard Todd	29	14		St. Louis Cardinals	9-23-84
264	Bobby Hebert	25	13		Chicago	9-13-92
263	Archie Manning	48	24	@	Los Angeles Rams	11- 2-80
262	Billy Kilmer	24	14	@	Washington	12-17-67
262	Jim Everett	44	28	@	Raiders	11-20-94
261	Billy Kilmer	22	15		San Francisco	12-13-70
261	Billy Joe Tolliver	29	14	@	Atlanta	10-18-98
260	Jim Everett	40	20		San Francisco	11-3-96
259	Bobby Hebert	25	16		Washington	10- 1-89
259	Billy Joe Hobert	42	18		St. Louis Rams	12-7-97
256	Jim Everett	36	24	@	Minnesota	11- 6-94
256	Jim Everett	32	19	@	N.Y. Giants	9-24-95
255	Bobby Hebert	24	16		Tampa Bay	12- 6-87
255	Jim Everett	32	22		Carolina	9-8-96
254	Bobby Hebert	34	20		San Francisco	12-15-85
254	Bobby Hebert	27	15		Houston	12-13-87
254	Billy Joe Hobert	41	23	@	St. Louis	11-28-99
252	Billy Joe Hobert	24	14		Arizona Cardinals	12-14-97
251	Archie Manning	37	25		Houston	12-10-78
250	Archie Manning	36	25	@	Tampa Bay	12-17-78

100 YARDS RECEIVING

Yds.	No.	Player	Opponent	Date
205	6	Wes Chandler	Atlanta	9- 2-79
200	6	Torrance Small	Denver	12-24-94
179	9	Floyd Turner	Chicago	10-27-91
165	8	Danny Abramowicz	Cincinnati	11-29-70
164	3	Eric Martin	Green Bay	9-14-86
159	4	Larry Burton	Atlanta	11- 2-75
156	12	Danny Abramowicz	Pittsburgh	10-29-67
156	5	Michael Haynes	Cincinnati	9-15-96
154	3	Keith Poole	Atlanta	10-18-98
153	8	Eric Martin	Cleveland	10-14-90
151	8	Eric Martin	Phoenix	10-18-92
150	9	Quinn Early	Minnesota	11-19-95
148	8	Sean Dawkins	San Francisco	11-22-98
146	10	Eric Martin	Washington	11- 6-88
145	7	Al Dodd	St. Louis	11- 2-69
144	7	Danny Abramowicz	Washington	12-17-67
144	8	Henry Childs	San Francisco	12- 7-80
140	7	Danny Abramowicz	San Francisco	12-13-70
140	8	Wes Chandler	Atlanta	10-19-80
139*	9	Wes Chandler	Philadelphia	11- 9-80
138	4	Eddie Kennison	Atlanta	10-10-99
135	5	Eugene Goodlow	San Francisco	12-15-85
132	6	Eric Martin	L.A. Rams	10-30-88
132	10	Floyd Turner	San Francisco	12- 1-91
131	6	Hoby Brenner	St. Louis	9-23-84
131	5	Eric Martin	N.Y. Jets	10-15-89
131	10	Eric Martin	Washington	11-18-90
130	6	Eric Martin	Houston	12-13-87
129	8	Eric Martin	Pittsburgh	12-21-69
127	12	Danny Abramowicz	San Diego	11-18-73
127	4	John Beasley	San Francisco	9-23-79
127	4	Wes Chandler	Raiders	12-16-91
127	4	Quinn Early	Arizona Cardinals	12-14-97
124	5	Randal Hill	Green Bay	9-10-78
122	14	Tony Galbreath	Dallas	12-6-98
122	4	Andre Hastings	Seattle	11-18-79
121	6	Henry Childs	San Francisco	11-3-96
121	5	Michael Haynes	Chicago	10-5-97
121	5	Randal Hill	N.Y. Giants	10- 8-72
120	4	Dave Parks	Philadelphia	12-18-89
120	9	Eric Martin	Cincinnati	1- 2-94
120	5	Eric Martin	St. Louis Rams	12-7-97
120	6	Andre Hastings	Philadelphia	11- 9-80
119*	4	Ike Harris	Miami	12- 7-86
119	6	Mike Jones	Atlanta	11-12-78
117	7	Wes Chandler	Atlanta	9- 6-81
117*	3	Henry Childs	Atlanta	11-25-79
117	8	Wes Chandler	Atlanta	12-16-95
117	8	Quinn Early	Green Bay	10-22-89
116	5	Eric Martin	L.A. Rams	10-27-74
115	4	Paul Seal	Baltimore	10-19-69
115	9	Danny Abramowicz	Atlanta	11-24-91
115	5	Floyd Turner	St. Louis	10-11-70
114	7	Dave Parks	San Francisco	11-23-69
114	7	Danny Abramowicz	Buffalo	12-27-98
113	5	Brett Bech	St. Louis	11-28-99
113*	4	Andre Hastings		
113	9			

112	7	Henry Childs	@	Green Bay	9- 9-79
112*	10	Cameron Cleeland		Buffalo	12-27-98
111	6	Hoby Brenner	@	Atlanta	10-20-85
111	8	Eric Martin		Denver	11-20-88
111	7	Eric Martin		Houston	9- 5-93
110	5	Danny Abramowicz		San Francisco	9-26-71
110	5	Dave Parks	@	San Francisco	10-22-72
110	5	Sean Dawkins		Carolina	9-13-98
109	2	Walt Roberts	@	Philadelphia	11-19-67
107	5	Eric Martin	@	L.A. Rams	11-26-89
106	7	Tony Galbreath		Oakland	12- 3-79
106	6	Wes Chandler	@	Detroit	10-12-80
105	6	Hoby Brenner		Chicago	9-18-83
105	9	Danny Abramowicz	@	Atlanta	12- 7-69
104	6	Keith Poole	@	Carolina	1-2-00
103	6	Dave Parks		Pittsburgh	12-15-68
103	6	Wes Chandler		San Francisco	12- 3-78
103*	6	Wes Chandler	@	Atlanta	11-25-79
103	6	Larry Hardy		San Francisco	9- 7-80
103	6	Lindsay Scott		St. Louis	9-12-82
103	6	Eric Martin		L.A. Rams	10-11-92
103	5	Michael Haynes	@	Atlanta	12-11-94
102	6	Sean Dawkins	@	Carolina	11-1-98
101	8	Danny Abramowicz	@	N.Y. Giants	10- 6-68
101	4	Tyrone Young	@	Cleveland	10-28-84
101	3	Hoby Brenner	@	Cincinnati	12- 9-84
101	7	Eric Martin	@	St. Louis	10-11-87
101	8	Quinn Early		Kansas City	9- 4-94
101	2	Eric Martin		Tampa Bay	12- 6-87
100	3	Henry Childs	@	Atlanta	11-26-78
100	4	Eric Martin	@	Buffalo	12-10-89

*Part of a dual 100-yard game.

THE LAST TIME

400 yards total offense

By Saints - 409, vs. Tennessee, 10-17-99 (55 rushing, 354 passing)
By Opponent - 492, vs. St. Louis, 12-12-99 (156 rushing, 336 passing)

500 yards total offense

By Saints - 557, at Atlanta, 9-12-93 (227 rushing, 330 passing)
By Opponent - 513, at Arizona, 12-20-98 (119 rushing, 394 passing)

300 yards passing in a game by a player

By Saints - 354, Billy Joe Tolliver, vs. Tennessee, 10-17-99 (28-45-2)
By Opponent - 322, Steve Beuerlein, at Carolina, 1-2-00 (22-41-0)

400 yards passing in a game by a player

By Saints - has never happened
By Opponent - 420, Warren Moon, at Minnesota, 11-6-94 (33-57)

6 touchdown passes in a game by a player

By Saints - Billy Kilmer, at St. Louis Cardinals, 11-2-69
By Opponent - Charley Johnson, at St. Louis Cardinals, 11-2-69

5 touchdown passes in a game by a player

By Saints - has never happened
By Saints - Steve Beuerlein, at Carolina, 1-2-00

4 touchdown passes in a game by a player

By Saints - Jim Everett, vs. Miami, 10-15-95
By Opponent - Warren Moon, at Minnesota, 11-19-95

100 yards rushing in a game by a player

By Saints - 179, Ricky Williams, vs. Cleveland, 10-31-99 (40 att.)
By Opponent - 110, Emmitt Smith, vs. Dallas, 12-24-99 (23 att.)

2 100-yard rushers in a game

By Saints - 122, Craig Heyward (19 att.) and 115, Rueben Mayes (30 att.), at Cincinnati, 11-4-90
By Opponent - 126, Otis Anderson (22 att.) and 102, Wayne Morris (22 att.), vs. St. Louis, 10-5-80

200 yards rushing in a game by a player

By Saints - 203, Rueben Mayes, vs. Miami, 12-7-86 (28 att.)
By Opponent - 214, LeShon Johnson, vs. Arizona Cardinals, 9-22-96 (21 att.)

3 touchdowns rushing in a game by a player

By Saints - Mario Bates, at Rams, 12-4-94
By Opponent - Lawrence Phillips, at St. Louis Rams, 8-31-97

4 touchdowns rushing in a game by a player

By Saints - has never happened
By Opponent - Rodney Hampton, at NY Giants, 9-24-95

100 yards receiving in a game by a player

By Saints - 104, Keith Poole, at Carolina, 1-2-00 (6 rec.)
By Opponent - 165, Patrick Jeffers, at Carolina, 1-2-00 (7 rec.)

2 100-yard receivers in a game

By Saints - 113, Brett Bech (4 rec.) and 112, Cameron Cleeland (10 rec.), vs. Buffalo, 12-27-98
By Opponent - 113, Torry Holt (6 rec.) and 102, Isaac Bruce (4 rec.), vs. St. Louis, 12-12-99

200 yards receiving in a game by a player

By Saints - 200, Torrance Small, at Denver, 12-24-94 (6 rec.)
 By Opponent - 220, Jimmy Smith, at Jacksonville, 11-21-99 (9 rec.)

300 yards receiving in a game by a player

By Saints - has never happened
 By Opponent - 336, Willie Anderson, vs. Los Angeles Rams, 11-26-89 (15 rec.) (NFL Record)

3 touchdown catches in a game by a player

By Saints - Danny Abramowicz, vs. San Francisco, 8-26-71
 By Opponent - Al Toon, at New York Jets, 10-26-86

4 touchdown catches in a game by a player

By Saints - has never happened
 By Opponent - Dave Williams, at St. Louis Cardinals, 11-2-69

3 touchdowns in a game by a player (rushing, receiving, return)

By Saints - Mario Bates, at Rams, 12-4-94 (all rushing)
 By Opponent - Lawrence Phillips, at St. Louis Rams, 8-31-97 (all rushing)

4 touchdowns in a game by a player (rushing, receiving, return)

By Saints - has never happened
 By Opponent - Rodney Hampton, at New York Giants, 9-24-95 (all rushing)

7 field goals attempted in a game by a player (how many converted)

By Saints - Morten Andersen, vs. San Francisco, 10-25-87 (5 made)
 By Opponent - Bobby Howfield, at Jets, 12-3-72 (6 made)

6 field goals attempted in a game by a player (how many converted)

By Saints - Garo Yepremian, at Tampa Bay, 10-14-79 (6 made)
 By Opponent - Norm Johnson, vs. Atlanta, 11-13-94 (6 made)

5 field goals attempted in a game by a player (how many converted)

By Saints - Doug Brien, at St. Louis, 11-28-99 (4 made)
 By Opponent - Jeff Wilkins, vs. St. Louis, 12-12-99 (3 made)

4 field goals attempted in a game by a player (how many converted)

By Saints - Doug Brien, vs. Cleveland, 10-31-99 (3 made)
 By Opponent - Jeff Wilkins, vs. St. Louis Rams, 12-7-97 (2 made)

6 field goals converted in a game by a player

By Saints - Garo Yepremian, at Tampa Bay, 10-14-79 (6 att.)
 By Opponent - Norm Johnson, vs. Atlanta, 11-13-94 (6 att.)

5 field goals converted in a game by a player

By Saints - Morten Andersen, at Atlanta, 12-11-94 (5 att.)
 By Opponent - John Kasay, vs. Carolina, 9-8-96 (5 att.)

4 field goals converted in a game by a player

By Saints - Doug Brien, at St. Louis, 11-28-99 (5 att.)
 By Opponent - Chris Jacke, at Arizona, 12-20-98 (5 att.)

3 interceptions in a game by a player

By Saints - Gene Atkins, at Phoenix Cardinals, 12-22-91 (198 yds.)
 By Opponent - Rod Woodson, at San Francisco, 9-14-97 (81 yds.)

Punt returned for a touchdown

By Saints - Tyrone Hughes, at Philadelphia, 12-26-93 (83 yds.)
 By Opponent - Reggie Barlow, at Jacksonville, 11-21-99 (74 yds.)

Kickoff returned for a touchdown

By Saints - Aaron Craver, at Minnesota, 11-8-98 (100 yds.)
 By Opponent - Michael Bates, at Carolina, 1-2-00 (95 yds.)

Interception returned for a touchdown

By Saints - Sammy Knight, at Arizona, 12-20-98 (39 yds.)
 By Opponent - Corey Harris, at Baltimore, 12-19-99 (24 yds.)

Fumble returned for a touchdown

By Saints - Fred Weary, vs. Dallas, 12-24-99 (58 yds.)
 By Opponent - Eric Jack, vs. Atlanta, 11-13-94 (27 yds.)

Fumble recovered in end zone for TD

By Saints - Austin Robbins, vs. St. Louis Rams, 11-15-98
 By Opponent - Jerald Moore, at St. Louis, 9-6-98 (recovered own fumble in end zone)

Punt blocked

By Saints - Chris Hewitt, vs. Seattle, 11-16-97
 By Opponent - Robert Jones, vs. St. Louis Rams, 12-1-96

Punt blocked and returned for a touchdown

By Saints - Frank Warren, at San Diego, 11-17-91 (37 yds.)
 By Opponent - Mosi Tatupu, vs. New England, 11-30-86 (17 yds.)

Punt blocked and recovered in end zone for touchdown

By Saints - Tommy Myers, at Detroit, 9-25-77
 By Opponent - Roy Bennett, at San Diego, 10-9-88

Punt blocked for a safety

By Saints - Robert Masey, vs. Cleveland Browns, 10-14-90
 By Opponent - has never happened

Safety scored

By Saints - La'Roi Glover pressured Troy Aikman into intentional grounding, vs. Dallas, 12-6-98
 Wayne Martin tackled Steve DeBerg in end zone, at Atlanta, 10-18-98
 By Opponent - William Thomas tackled Mike Buck in end zone, at Philadelphia, 12-26-93

Field goal blocked

By Saints - Darren Mickell, at Carolina, 11-30-97 (26 yds.)
 By Opponent - Bernard Wilson, at Arizona, 12-20-98 (54 yds.)

Blocked field goal returned for touchdown

By Saints - Dave Waymer, at Seattle, 10-16-88 (58 yds.)
 By Opponent - Ron Fellows, at Dallas, 9-25-83 (62 yds.)

PAT kick missed

By Saints - Doug Brien, vs. Carolina, 9-12-99
 By Opponent - Roger Ruzek, at Philadelphia, 12-26-93

PAT kick blocked

By Saints - Jimmy Spencer and Gene Atkins, at Philadelphia, 12-26-93
 By Opponent - Jackie Wallace, vs. Los Angeles Rams, 10-1-78

Two-point attempt made

By Saints - Cameron Cleeland pass from Billy Joe Tolliver, at Baltimore, 12-19-99
By Opponent - Marshall Faulk run, at St. Louis, 11-28-99

Two-point attempt failed

By Saints - Jake Delhomme to Eddie Kennison pass attempt, at Carolina, 1-2-00
By Opponent - Rich Gannon to Danan Hughes pass attempt, at Kansas City, 12-21-97

60 points scored in a game


By Saints - has never happened
By Opponent - 62, vs. Atlanta, 9-16-73


50 points scored in a game

By Saints - 51, 11-21-76
By Opponent - has never happened

Shutout scored in a game

By Saints - 12-0, at NY Jets, 12-24-95
By Opponent - 31-0, vs. San Francisco, 10-11-98



 Saints Pro Bowl defensive lineman Wayne Martin pursues the quarterback in his final season ('99). He retires as the Saints all-time leader in consecutive games started.

SAINTS ALL-TIME RESULTS

*HOME GAME (Home Attendance Figures From 1990 Represent Tickets Distributed)
 MN-Monday Night, SN-Sunday Night, TN-Thursday Night, FR-Friday, SAT - Saturday

1967 (3-11) Coach: Tom Fears 4th place, Capitol Division

	Result
9/17 * Los Angeles (80,879).....L	13-27
9/24 * Washington (74,937).....L	10-30
10/1 * Cleveland (77,045).....L	7-42
10/8 New York Giants (62,670).....L	21-27
10/15 Dallas (52,562).....L	10-14
10/22 San Francisco (34,285).....L	13-27
10/29 * Pittsburgh (68,911).....L	10-14
11/5 * Philadelphia (59,596).....W	31-24
11/12 * Dallas (83,437).....L	10-27
11/19 Philadelphia (60,751).....L	21-48
11/26 * Atlanta (83,437).....W	27-24
12/3 St. Louis (41,171).....L	20-31
12/10 Baltimore (60,238).....L	10-30
12/17 Washington (50,486).....W	30-14
233-379	

1968 (4-9-1) Coach: Tom Fears 3rd place, Century Division

	Result
9/15 * Cleveland (74,215).....L	10-24
9/22 * Washington (65,941).....W	31-17
9/29 * St. Louis (79,021).....L	20-21
10/6 New York Giants (62,967).....L	21-38
10/13 * Minnesota (71,105).....W	20-17
10/20 Pittsburgh (32,303).....W	16-12
10/27 St. Louis (45,478).....L	17-31
11/3 * Dallas (84,728).....L	3-17
11/10 Cleveland (71,025).....L	17-35
11/17 Green Bay (Milw. 49,644).....L	7-29
11/24 Detroit (46,152).....T	20-20
12/1 * Chicago (78,285).....L	17-23
12/8 Philadelphia (57,128).....L	17-29
12/15 * Pittsburgh (66,131).....W	24-14
246-327	

1969 (5-9) Coach: Tom Fears 3rd place, Capitol Division

	Result
9/21 * Washington (73,147).....L	20-26
9/28 * Dallas (79,567).....L	17-21
10/5 Los Angeles (54,879).....L	17-36
10/12 * Cleveland (71,274).....L	17-27
10/19 * Baltimore (80,636).....L	10-30
10/26 Philadelphia (60,658).....L	10-13
11/2 St. Louis (46,718).....W	51-42
11/9 Dallas (62,282).....L	17-33
11/16 New York Giants (62,927).....W	25-24
11/23 * San Francisco (71,448).....W	43-38
11/30 * Philadelphia (72,805).....W	26-17
12/7 Atlanta (57,021).....L	17-45
12/14 Washington (50,354).....L	14-17
12/21 * Pittsburgh (72,256).....W	27-24
311-393	

1970 (2-11-1) Coach: Tom Fears (7 games) J.D. Roberts (7 games) 4th place, NFC West

	Result
9/20 * Atlanta (77,042).....L	3-14
9/27 Minnesota (47,900).....L	0-26
10/4 * New York Giants (69,126).....W	14-10
10/11 St. Louis (45,294).....L	17-24
10/18 San Francisco (39,446).....T	20-20
10/25 Atlanta (58,850).....L	14-32
11/1 * Los Angeles (77,861).....L	17-30
11/8 * Detroit (66,910).....W	19-17
11/15 Miami (42,866).....L	10-21
11/22 * Denver (66,837).....L	6-31
11/29 Cincinnati (59,342).....L	6-26
12/6 Los Angeles (66,410).....L	16-34
12/13 * San Francisco (61,940).....L	27-38
12/20 * Chicago (63,518).....L	3-24
172-347	

1971 (4-8-2) Coach: J.D. Roberts 4th place, NFC West

	Result
9/19 * Los Angeles (70,915).....W	24-20
9/26 * San Francisco (81,596).....L	20-38
10/3 Houston (47,966).....T	13-13
10/10 Chicago (55,049).....L	14-35
10/17 * Dallas (83,088).....W	24-14
10/24 Atlanta (58,850).....L	6-28
10/31 Washington (53,041).....L	14-24
11/7 * Oakland (83,102).....T	21-21
11/14 San Francisco (45,138).....W	26-20
11/21 * Minnesota (83,130).....L	10-23
11/28 Green Bay (Milw. 48,130).....W	29-21
12/5 Los Angeles (73,610).....L	28-45
12/12 * Cleveland (72,794).....L	17-21
12/19 * Atlanta (75,954).....L	20-24
266-347	

1972 (2-11-1) Coach: J.D. Roberts 4th place, NFC West

	Result
9/17 Los Angeles (66,303).....L	14-34
9/25 * Kansas City (70,793)-MN.....L	17-20
10/1 * San Francisco (69,840).....L	2-37
10/8 New York Giants (62,507).....L	21-45
10/15 * Atlanta (66,294).....L	14-21
10/22 San Francisco (59,167).....T	20-20
10/29 * Philadelphia (65,554).....W	21- 3
11/5 Minnesota (49,784).....L	6-37
11/12 Atlanta (58,850).....L	20-36
11/19 Detroit (53,752).....L	14-27
11/26 * Los Angeles (64,325).....W	19-16
12/3 New York Jets (62,496).....L	17-18
12/10 * New England (64,889).....L	10-17
12/17 * Green Bay (65,881).....L	20-30
215-361	

1973 (5-9) Coach: John North 3rd place, NFC West

	Result
9/16 * Atlanta (66,428).....L	7-62
9/24 Dallas (52,715)-MN.....L	3-40
9/30 Baltimore (52,293).....L	10-14
10/7 * Chicago (56,561).....W	21-16
10/14 * Detroit (57,810).....W	20-13
10/21 San Francisco (52,629).....L	0-40
10/28 * Washington (66,315).....W	19- 3
11/4 * Buffalo (74,770).....W	13- 0
11/11 Los Angeles (70,358).....L	7-29
11/18 San Diego (44,356).....L	14-17
11/25 * Los Angeles (67,192).....L	13-24
12/2 Green Bay (Milw. 47,890).....L	10-30
12/9 * San Francisco (62,490).....W	16-10
12/16 Atlanta (58,850).....L	10-14
163-312	

1974 (5-9) Coach: John North 3rd place, NFC West

	Result
9/15 * San Francisco (65,071).....L	13-17
9/22 Los Angeles (64,178).....L	0-24
9/29 * Atlanta (62,273).....W	14-13
10/6 Chicago (55,753).....L	10-24
10/13 Denver (51,706).....L	17-33
10/20 Atlanta (58,850).....W	13- 3
10/27 * Philadelphia (64,257).....W	14-10
11/3 Detroit (49,127).....L	14-19
11/10 * Miami (74,289).....L	0-21
11/17 * Los Angeles (57,287).....W	20- 7
11/25 * Pittsburgh (71,907)-MN.....L	7-28
12/1 Minnesota (48,456).....L	9-29
12/8 * St. Louis (57,152).....W	14- 0
12/15 San Francisco (49,567).....L	21-35
166-263	

1975 (2-12) Coach: John North (6 games) Ernie Hefferle (8 games) 4th place, NFC West

	Result
9/21 Washington (54,414).....L	3-41
9/28 * Cincinnati (52,531).....L	0-21
10/5 Atlanta (29,444).....L	7-14
10/12 * Green Bay (51,371).....W	20-19
10/19 San Francisco (40,990).....L	21-35
10/26 Los Angeles (60,771).....L	14-38
11/2 * Atlanta (56,614).....W	23- 7
11/9 Oakland (51,764).....L	10-48
11/16 * Minnesota (62,765).....L	7-20
11/23 * San Francisco (40,328).....L	6-16
11/30 Cleveland (44,753).....L	16-17
12/7 * Los Angeles (39,358).....L	7-14
12/14 New York Giants (40,150).....L	14-28
12/21 * Chicago (33,371).....L	17-42
165-360	

1976 (4-10) Coach: Hank Stram 3rd place, NFC West

	Result
9/12 * Minnesota (58,156).....L	9-40
9/19 * Dallas (61,413).....L	6-24
9/26 Kansas City (53,918).....W	27-17
10/3 * Houston (51,973).....L	26-31
10/10 * Atlanta (51,521).....W	30- 0
10/17 San Francisco (43,160).....L	3-33
10/24 * Los Angeles (51,984).....L	10-16
10/31 Atlanta (34,127).....L	20-23
11/7 Green Bay (Milw. 52,936).....L	27-32
11/14 * Detroit (42,048).....W	17-16
11/21 Seattle (61,865).....W	51-27
11/28 Los Angeles (54,906).....L	14-33
12/5 New England (53,592).....L	6-27
12/12 * San Francisco (42,536).....L	7-27
253-346	

1977 (3-11) Coach: Hank Stram 4th place, NFC West

	Result
9/18 * Green Bay (56,548).....L	20-24
9/25 Detroit (51,548).....L	19-23
10/2 Chicago (51,488).....W	42-24
10/9 * San Diego (53,942).....L	0-14
10/16 Los Angeles (46,045).....L	7-14
10/23 St. Louis (48,417).....L	31-49
10/30 * Los Angeles (59,023).....W	27-26
11/6 Philadelphia (53,482).....L	7-28
11/13 * San Francisco (41,564)(OT).....L	7-10
11/20 * Atlanta (43,135).....W	21-20
11/27 San Francisco (33,702).....L	17-20
12/4 * New York Jets (40,464).....L	13-16
12/11 * Tampa Bay (40,124).....L	14-33
12/18 Atlanta (36,895).....L	7-35
232-336	

1978 (7-9) Coach: Dick Nolan 3rd place, NFC West

	Result
9/3 * Minnesota (54,187).....W	31-24
9/10 Green Bay (Milw. 54,336).....L	17-28
9/17 * Philadelphia (49,242).....L	17-24
9/24 Cincinnati (40,455).....W	20-18
10/1 * Los Angeles (61,654).....L	20-26
10/8 * Cleveland (50,158).....L	16-24
10/15 San Francisco (37,671).....W	14- 7
10/22 Los Angeles (47,574).....W	10- 3
10/29 * New York Giants (58,806).....W	28-17
11/5 Pittsburgh (48,525).....L	14-20
11/12 * Atlanta (70,323).....L	17-20
11/19 Dallas (57,920).....L	7-27
11/26 Atlanta (55,521).....L	17-20
12/3 * San Francisco (50,068).....W	24-13
12/10 * Houston (63,169).....L	12-17
12/17 Tampa Bay (51,209).....W	17-10
281-298	

1979 (8-8) Coach: Dick Nolan
2nd place, NFC West

	Result
9/2 * Atlanta (70,940)(OT).....L	34-40
9/9 Green Bay (Milw. 53,184).....L	19-28
9/16 * Philadelphia (54,212).....L	14-26
9/23 San Francisco (39,727).....W	30-21
9/30 * New York Giants (51,543).....W	24-14
10/7 * Los Angeles (68,986).....L	17-35
10/14 Tampa Bay (67,640).....W	42-14
10/21 * Detroit (57,428).....W	17- 7
10/28 Washington (52,133).....W	14-10
11/4 Denver (74,482).....L	3-10
11/11 * San Francisco (65,551).....W	31-20
11/18 Seattle (60,055).....L	24-38
11/25 Atlanta (42,815).....W	37- 6
12/3 * Oakland (65,541)-MN.....L	35-42
12/9 * San Diego (61,059).....L	0-35
12/16 Los Angeles (53,879).....W	29-14
	370-360

1980 (1-15) Coach: Dick Nolan
(12 games)
Dick Stanfel (4 games)
4th place, NFC West

	Result
9/7 * San Francisco (58,621).....L	23-26
9/14 Chicago (65,523).....L	3-22
9/21 * Buffalo (51,154).....L	26-35
9/28 Miami (40,946).....L	16-21
10/5 * St. Louis (45,388).....L	7-40
10/12 Detroit (78,147).....L	13-24
10/19 * Atlanta (62,651).....L	14-41
10/26 Washington (51,375).....L	14-22
11/2 Los Angeles (59,909).....L	31-45
11/9 * Philadelphia (45,340).....L	21-34
11/16 Atlanta (53,871).....L	13-31
11/24 * Los Angeles (53,488)-MN.....L	7-27
11/30 * Minnesota (30,936).....L	20-23
12/7 San Francisco (37,949)(OT).....L	35-38
12/14 New York Jets (38,077).....W	21-20
12/21 * New England (38,277).....L	27-38
	291-487

1981 (4-12) Coach: Bum Phillips
4th place, NFC West

	Result
9/6 Atlanta (57,406).....L	0-27
9/13 * Los Angeles (62,063).....W	23-17
9/20 New York Giants (69,814).....L	7-20
9/27 San Francisco (44,433).....L	14-21
10/4 * Pittsburgh (64,578).....L	6-20
10/11 * Philadelphia (52,728).....L	14-31
10/18 Cleveland (76,059).....L	17-20
10/25 * Cincinnati (46,336).....W	17- 7
11/1 * Atlanta (63,637).....L	10-41
11/8 Los Angeles (61,068).....W	21-13
11/15 Minnesota (45,215).....L	10-20
11/22 Houston (49,581).....W	27-24
11/29 * Tampa Bay (62,209).....L	14-31
12/6 St. Louis (46,923).....L	3-30
12/13 * Green Bay (45,518).....L	7-35
12/20 * San Francisco (43,639).....L	17-21
	207-378

1982 (4-5) Coach: Bum Phillips
2nd place, NFC West

	Result
9/12 * St. Louis (58,763).....L	7-21
9/19 Chicago (56,600).....W	10- 0
11/21 * Kansas City (39,341).....W	27-17
11/28 San Francisco (51,611).....W	23-20
12/5 * Tampa Bay (61,709).....L	10-13
12/12 Atlanta (39,535).....L	0-35
12/19 Dallas (64,506).....L	7-21
12/26 * Washington (48,667).....L	10-27
1/2 * Atlanta (47,336).....W	35- 6
	129-160

1983 (8-8) Coach: Bum Phillips
3rd place, NFC West

	Result
9/4 * St. Louis (65,225).....W	28-17
9/11 Los Angeles (45,572).....L	27-30
9/18 * Chicago (64,692)(OT).....W	34-31
9/25 Dallas (62,136).....L	20-21
10/2 * Miami (66,489).....W	17- 7
10/9 Atlanta (51,654).....W	19-17
10/16 * San Francisco (68,154).....L	13-32
10/23 Tampa Bay (48,242).....W	24-21
10/30 Buffalo (49,413).....L	21-27
11/6 * Atlanta (67,062).....W	27-10
11/13 San Francisco (40,022).....L	0-27
11/21 * N.Y. Jets (68,606)-MN.....L	28-31
11/27 * Minnesota (59,502).....W	17-16
12/4 New England (24,579).....L	0- 7
12/11 Philadelphia (45,182)(OT).....W	20-17
12/18 * Los Angeles (70,148).....L	24-26
	319-337

1984 (7-9) Coach: Bum Phillips
3rd place, NFC West

	Result
9/2 * Atlanta (66,652).....L	28-36
9/9 * Tampa Bay (54,686).....W	17-13
9/16 San Francisco (57,611).....L	20-30
9/23 * St. Louis (58,723).....W	34-24
9/30 Houston (43,108).....W	27-10
10/7 Chicago (53,752).....L	7-20
10/14 * Los Angeles (63,161).....L	10-28
10/21 Dallas (50,966)-SN (OT).....L	27-30
10/28 Cleveland (52,849).....W	16-14
11/4 * Green Bay (57,426).....L	13-23
11/11 Atlanta (40,590).....W	17-13
11/19 * Pittsburgh (66,005)-MN.....W	27-24
11/25 * San Francisco (65,117).....W	3-35
12/2 Los Angeles (49,348).....L	21-34
12/9 * Cincinnati (40,855).....L	21-24
12/15 New York Giants (63,739).....W	10- 3
	298-361

1985 (5-11) Coach: Bum Phillips
(12 games)
Wade Phillips (4 games)
3rd place, NFC West

	Result
9/8 * Kansas City (57,760).....L	27-47
9/15 Denver (74,448).....L	23-34
9/22 * Tampa Bay (45,320).....W	20-13
9/29 San Francisco (58,053).....W	20-17
10/6 * Philadelphia (56,364).....W	23-21
10/13 L.A. Raiders (48,152).....L	13-23
10/20 Atlanta (44,784).....L	24-31
10/27 * New York Giants (54,082).....L	13-21
11/3 Los Angeles (49,030).....L	10-28
11/10 * Seattle (47,365).....L	3-27
11/17 Green Bay (Milw. 52,104).....L	14-38
11/24 Minnesota (54,117).....W	30-23
12/1 * Los Angeles (44,122).....W	29- 3
12/8 St. Louis (29,527).....L	16-28
12/15 * San Francisco (46,065).....L	19-31
12/22 * Atlanta (37,717).....L	10-16
	294-401

1986 (7-9) Coach: Jim Mora
4th place, NFC West

	Result
9/7 * Atlanta (67,950).....L	10-31
9/14 * Green Bay (56,383).....W	24-10
9/21 San Francisco (58,297).....L	17-26
9/28 N.Y. Giants (72,765).....L	17-20
10/5 * Washington (57,317).....L	6-14
10/12 Indianapolis (53,512).....W	17-14
10/19 * Tampa Bay (43,355).....W	38- 7
10/26 N.Y. Jets (44,246).....L	23-28
11/2 * San Francisco (53,234).....W	23-10
11/9 * Los Angeles (62,352).....W	6- 0
11/16 St. Louis (32,069).....W	16- 7
11/23 Los Angeles (58,600).....L	13-26
11/30 * New England (58,259).....L	20-21
12/7 * Miami (64,761).....L	27-31
12/14 Atlanta (39,994).....W	14- 9
12/21 Minnesota (51,209).....L	17-33
	288-287

1987 (12-3) Coach: Jim Mora
2nd place, NFC West

	Result
9/13 * Cleveland (59,900).....W	28-21
9/20 Philadelphia (57,485).....L	17-27
10/4 * Los Angeles (29,745).....W	37-10
10/11 St. Louis (11,795).....L	19-24
10/18 Chicago (46,813).....W	19-17
10/25 * San Francisco (60,497).....L	22-24
11/1 Atlanta (42,196).....W	38- 0
11/8 Los Angeles (43,379).....W	31-14
11/15 San Francisco (60,436).....W	26-24
11/22 * N.Y. Giants (67,639).....W	23-14
11/29 Pittsburgh (47,896).....W	20-16
12/6 * Tampa Bay (66,471).....W	44-34
12/13 * Houston (68,257).....W	24-10
12/20 Cincinnati (43,424).....W	41-24
12/27 * Green Bay (68,364).....W	33-24
	422-283

NFC Wild Card Playoffs

1/3 * Minnesota (68,127).....L	10-44
--------------------------------	-------

1988 (10-6) Coach: Jim Mora
3rd place, NFC West

	Result
9/4 * San Francisco (66,357).....L	33-34
9/11 Atlanta (48,901).....W	29-21
9/18 Detroit (37,180).....W	22-14
9/25 * Tampa Bay (66,671).....W	13- 9
10/3 * Dallas (68,474)-MN.....W	20-17
10/9 San Diego (42,693).....W	23-17
10/16 Seattle (63,569).....W	20-19
10/23 * L.A. Raiders (66,249).....W	20- 6
10/30 * L.A. Rams (68,238).....L	10-12
11/6 Washington (54,133).....L	24-27
11/13 L.A. Rams (63,305).....W	14-10
11/20 * Denver (68,075).....W	42- 0
11/27 * N.Y. Giants (66,526)-SN.....L	12-13
12/4 Minnesota (61,215).....L	3-45
12/11 San Francisco (62,977).....L	17-30
12/18 * Atlanta (60,566).....W	10- 9
	312-283

1989 (9-7) Coach: Jim Mora
3rd place, NFC West

	Result
9/10 * Dallas (66,977).....W	28- 0
9/17 Green Bay (55,809).....L	34-35
9/24 Tampa Bay (44,053).....L	10-20
10/1 * Washington (64,358).....L	14-16
10/8 * San Francisco (60,488).....L	20-24
10/15 * N.Y. Jets (59,521).....W	29-14
10/22 L.A. Rams (57,567).....W	40-21
10/29 * Atlanta (65,153).....W	20-13
11/6 San Francisco (60,667)-MN.....L	13-31
11/12 New England (47,680).....W	28-24
11/19 Atlanta (53,173).....W	26-17
11/26 * L.A. Rams (64,274)-SN(OT).....L	17-20
12/3 Detroit (38,550).....L	14-21
12/10 Buffalo (70,037).....W	22-19
12/18 * Philadelphia (59,218)-MN.....W	30-20
12/24 * Indianapolis (49,009).....W	41- 6
	386-301

1990 (8-8) Coach: Jim Mora
2nd place, NFC West

	Result
9/10 * San Francisco (68,629)-MN.....L	12-13
9/16 Minnesota (56,272).....L	3-32
9/23 * Phoenix (61,110).....W	28- 7
10/7 Atlanta (57,401).....L	27-28
10/14 * Cleveland (68,608).....W	25-20
10/21 Houston (57,908).....L	10-23
10/28 * Detroit (64,368).....L	10-27
11/4 Cincinnati (60,067).....W	21- 7
11/11 * Tampa Bay (67,865).....W	35- 7
11/18 Washington (52,573).....L	17-31
11/25 * Atlanta (68,629).....W	10- 7
12/2 Dallas (60,087).....L	13-17
12/9 L.A. Rams (56,864).....W	24-20
12/16 * Pittsburgh (68,582).....L	6- 9
12/23 San Francisco (60,112).....W	13-10
12/31 * L.A. Rams (68,647)-MN.....W	20-17
	274-275

NFC First-Round Playoffs

1/6 Chicago (60,767).....L	6-16
----------------------------	------

1991 (11-5) Coach: Jim Mora
1st place, NFC West

	Result
9/1 * Seattle (68,492).....W	27-24
9/8 Kansas City (74,816).....W	17-10
9/15 * L.A. Rams (68,583)- SNW	24- 7
9/22 * Minnesota (68,591).....W	26- 0
9/29 Atlanta (56,556).....W	27- 6
10/13 Philadelphia (64,224).....W	13- 6
10/20 * Tampa Bay (68,591).....L	23- 7
10/27 * Chicago (68,591).....L	17-20
11/3 L.A. Rams (58,713).....W	24-17
11/10 * San Francisco (68,591).....W	10- 3
11/17 San Diego (48,420).....L	21-24
11/24 * Atlanta (68,591)- SN (OT).....L	20-23
12/1 San Francisco (62,092).....L	24-38
12/8 Dallas (64,530).....L	14-23
12/16 * L.A. Raiders (68,625)- MNW	27- 0
12/22 Phoenix (30,928).....W	27- 3
	341-211

NFC First-Round Playoffs

12/28 * Atlanta (68,794).....L	20-27
--------------------------------	-------

1992 (12-4) Coach: Jim Mora
2nd place, NFC West

	Result
9/6 Philadelphia (63,513).....L	13-15
9/13 * Chicago (68,591).....W	28- 6
9/20 Atlanta (67,328).....W	10- 7
9/27 * San Francisco (68,591)- SNL	10-16
10/4 Detroit (66,974).....W	13- 7
10/11 * L.A. Rams (68,591)- SNW	13-10
10/18 Phoenix (27,735).....W	30-21
11/1 * Tampa Bay (68,591).....W	23-21
11/8 New England (45,413).....W	31-14
11/15 San Francisco (64,895).....L	20-21
11/23 * Washington (68,591)- MNW	20- 3
11/29 * Miami (68,591).....W	24-13
12/3 * Atlanta (68,591)- TNW	22-14
12/13 L.A. Rams (47,355).....W	37-14
12/20 * Buffalo (68,591).....L	16-20
12/26 N.Y. Jets (45,614)- SATW	20- 0
	330-202

NFC First-Round Playoffs

1/3 * Philadelphia (68,893).....L	20-36
-----------------------------------	-------

1993 (8-8) Coach: Jim Mora
2nd place, NFC West

	Result
9/5 * Houston (69,029)- SNW	33-21
9/12 Atlanta (64,287).....W	34-31
9/19 * Detroit (69,039).....W	14- 3
9/26 * San Francisco (69,041).....W	16-13
10/3 L.A. Rams (50,709).....W	37- 6
10/17 Pittsburgh (56,056).....L	14-37
10/24 * Atlanta (69,043).....L	15-26
10/31 Phoenix (36,778).....W	20-17
11/14 * Green Bay (69,043).....L	17-19
11/22 San Francisco (68,496)- MNL	7-42
11/28 Minnesota (53,030).....W	17-14
12/5 Cleveland (60,388).....L	13-17
12/12 * L.A. Rams (69,033).....L	20-23
12/20 * N.Y. Giants (69,036)- MNL	14-24
12/26 Philadelphia (50,085).....L	26-37
1/2 * Cincinnati (58,036).....W	20-13
	317-343

1994 (7-9) Coach: Jim Mora
2nd place, NFC West

	Result
9/4 * Kansas City (69,362).....L	17-30
9/11 * Washington (58,049).....L	24-38
9/18 Tampa Bay (45,522).....W	9- 7
9/25 San Francisco (63,971).....L	13-24
10/2 * N.Y. Giants (60,759).....W	27-22
10/9 Chicago (63,822).....L	7-17
10/16 * San Diego (56,395).....L	22-36
10/23 * L.A. Rams (57,268).....W	37-34
11/6 Minnesota (57,564).....L	20-21
11/13 * Atlanta (69,423).....W	33-32
11/20 L.A. Raiders (41,722).....L	19-24
11/28 * San Francisco (66,106)- MNL	14-35
12/4 L.A. Rams (34,960).....W	31-15
12/11 Atlanta (61,307)- SNW	29-20
12/19 * Dallas (69,475)- MNL	16-24
12/24 Denver (64,445)- SATW	30-28
	348-407

1995 (7-9) Coach: Jim Mora
5th place, NFC West

	Result
9/3 * San Francisco (68,976).....L	22-24
9/10 St. Louis (58,186).....L	13-17
9/17 * Atlanta (61,808)(OT).....L	24-27
9/24 N.Y. Giants (72,619).....L	29-45
10/1 * Philadelphia (54,463).....L	10-15
10/15 * Miami (64,529).....W	33-30
10/22 Carolina (55,484).....L	3-20
10/29 San Francisco (65,272).....W	11- 7
11/5 * St. Louis (51,610).....W	19-10
11/12 * Indianapolis (52,430).....W	17-14
11/19 Minnesota (58,108).....L	24-43
11/26 * Carolina (50,984)- SNW	34-26
12/3 New England (59,876).....W	31-17
12/10 Atlanta (54,603).....L	14-19
12/16 * Green Bay (61,136)- SATL	23-34
12/24 N.Y. Jets (27,143).....W	12- 0
	319-348

1996 (3-13) Coach: Jim Mora (8 games)
Interim Coach: Rick Venturi (8 games)
5th place, NFC West

	Result
9/1 San Francisco (63,970).....L	11-27
9/8 * Carolina (49,274).....L	20-22
9/15 Cincinnati (45,412).....L	15-30
9/22 * Arizona (43,784).....L	14-28
9/29 Baltimore (61,063).....L	10-17
10/6 * Jacksonville (45,280).....W	17-13
10/13 * Chicago (53,390).....W	27-24
10/20 Carolina (70,888).....L	7-19
11/3 * San Francisco (60,966)- SNL	17-24
11/10 * Houston (45,719).....L	14-31
11/17 Atlanta (43,119).....L	15-17
11/24 Tampa Bay (40,203).....L	7-13
12/1 * St. Louis (43,544).....L	10-26
12/8 * Atlanta (53,122).....L	15-31
12/15 N.Y. Giants (52,530).....W	17- 3
12/21 St. Louis (57,861).....L	13-14
	229-339

1997 (6-10) Coach: Mike Ditka
4th place, NFC West

	Result
8/31 St. Louis (64,575).....L	24-38
9/7 * San Diego (65,760).....L	6-20
9/14 San Francisco (61,838).....L	7-33
9/21 * Detroit (50,016).....W	35-17
9/28 NY Giants (68,891).....L	9-14
10/5 Chicago (58,865)- SNW	20-17
10/12 * Atlanta (65,619).....L	17-23
10/19 * Carolina (50,963).....L	0-13
10/26 * San Francisco (60,443).....L	0-23
11/9 Oakland (40,091).....W	13-10
11/16 * Seattle (50,493) (OT).....W	20-17
11/23 Atlanta (48,620).....L	3-20
11/30 Carolina (57,957).....W	16-13
12/7 * St. Louis (54,803).....L	27-34
12/14 * Arizona (45,517).....W	27-10
12/21 Kansas City (66,772).....L	13-25
	237-327

1998 (6-10) Coach: Mike Ditka
3rd place, NFC West

	Result
9/6 St. Louis (56,943).....W	24-17
9/13 * Carolina (51,915).....W	19-14
9/27 Indianapolis (48,480) (OT).....W	19-13
10/4 * New England (56,172).....L	27-30
10/11 * San Francisco (62,811).....L	0-31
10/18 Atlanta (60,774).....L	23-31
10/25 * Tampa Bay (52,695).....W	9-3
11/1 Carolina (62,514).....L	17-31
11/8 Minnesota (63,779).....L	24-31
11/15 * St. Louis (46,430).....W	24-3
11/22 San Francisco (68,429)- SNL	20-31
11/29 Miami (73,216).....L	10-30
12/6 * Dallas (65,065).....W	22-3
12/13 * Atlanta (61,678).....L	17-27
12/20 Arizona (51,617).....L	17-19
12/27 * Buffalo (39,707).....L	33-45
	305-359

1999 (3-13) Coach: Mike Ditka
5th place, NFC West

	Result
9/12 * Carolina (58,166).....W	19-10
9/19 San Francisco (67,685).....L	21-28
10/3 Chicago (66,944).....L	10-14
10/10 * Atlanta (57,289).....L	17-20
10/17 * Tennessee (51,875).....L	21-24
10/24 New York Giants (77,982).....L	3-31
10/31 * Cleveland (48,817).....L	16-21
11/7 * Tampa Bay (47,129).....L	16-31
11/14 * San Francisco (52,198).....W	24-6
11/21 Jacksonville (69,772)- SNL	23-41
11/28 St. Louis (65,864).....L	12-43
12/5 Atlanta (62,568).....L	12-35
12/12 * St. Louis (46,838).....L	14-30
12/19 Baltimore (67,597).....L	8-31
12/24 * Dallas (47,835)- FRW	31-24
1/2 Carolina (56,929).....L	13-45
	260-434

SAINTS IN OVERTIME GAMES (4-7)

- Nov. 13, 1977 — San Francisco 10, New Orleans 7, at Superdome (6:33 Elapsed) (Ray Wersching 33-yard FG)
- Sep. 2, 1979 — Atlanta 40, New Orleans 34, at Superdome (8:22) (James Mayberry 6-yard INT ret.)
- Dec. 7, 1980 — San Francisco 38, New Orleans 35, at Candlestick Park (7:40) (Ray Wersching 36-yard FG)
- Sep. 18, 1983 — New Orleans 34, Chicago 31, at Superdome (10:57) (Morten Andersen 41-yard FG)
- Dec. 11, 1983 — New Orleans 20, Philadelphia 17, at Veterans Stadium (5:30) (Morten Andersen 50-yard FG)
- Oct. 21, 1984 — Dallas 30, New Orleans 27, at Texas Stadium (3:42) (Rafael Septien 41-yard FG)
- Nov. 26, 1989 — L.A. Rams 20, New Orleans 17, at Superdome (6:38) (Mike Lansford 31-yard FG)
- Nov. 24, 1991 — Atlanta 23, New Orleans 20, at Superdome (13:03) (Norm Johnson 50-yard FG)
- Sep. 17, 1995 — Atlanta 27, New Orleans 24, at Superdome (7:58) (Morten Andersen 21-yard FG)
- Nov. 16, 1997 — New Orleans 20, Seattle 17, at Superdome (0:17) (Doug Brien 38-yard FG)
- Sep. 27, 1998 — New Orleans 19, Indianapolis, 13, at RCA Dome (6:10) (Danny Wuerffel to Cameron Cleeland 33-yr TD pass)

SAINTS SERIES RESULTS

ALL-TIME TEAM VS. TEAM SUMMARY

Opponent	Overall				PF		PA		Home		Road		Long	
	W	L	T	Pct.	PF	PA	Rec.	Rec.	Win	Loss	Strk.	Strk.	Strk.	Strk.
Arizona *	10	12	0	.455	463	494	5-4	5-8	4	4	4	4	L1	
Atlanta	24	37	0	.393	1106	1349	12-18	12-19	6	10	6	10	L10	
Baltimore	0	2	0	.000	18	48	0-0	0-2	-	2	-	2	L2	
Buffalo	2	4	0	.333	131	146	1-3	1-1	1	2	1	2	L2	
Carolina	4	6	0	.400	148	213	3-2	1-4	2	3	2	3	L1	
Chicago	8	10	0	.444	306	376	4-4	4-6	2	3	2	3	L1	
Cincinnati	5	4	0	.556	161	170	2-2	3-2	3	2	3	2	L1	
Cleveland **	3	10	0	.231	215	303	2-6	1-4	3	8	3	8	L2	
Dallas	5	14	0	.263	295	397	5-5	0-9	2	6	2	6	W2	
Denver	2	4	0	.333	121	136	1-1	1-3	2	4	2	4	W2	
Detroit	8	6	1	.533	261	255	6-1	2-5-1	3	2	3	2	W3	
Green Bay	4	13	0	.235	334	459	3-6	1-7	2	7	2	7	L3	
Indianapolis ***	4	3	0	.571	124	121	2-1	2-2	4	3	4	3	W4	
Jacksonville	1	1	0	.500	40	54	1-0	0-1	1	1	1	1	L1	
Kansas City	3	4	0	.429	145	166	1-3	2-1	2	2	2	2	L2	
Miami	3	5	0	.375	137	174	3-2	0-3	2	3	2	3	L1	
Minnesota	6	14	0	.300	303	517	4-4	2-10	2	6	2	6	L3	
New England	3	6	0	.333	180	195	0-4	3-2	3	5	3	5	L1	
NY Giants	8	12	0	.400	349	433	5-3	3-9	2	2	2	2	L2	
NY Jets	4	4	0	.500	163	127	1-2	3-2	3	2	3	2	W3	
Oakland #	3	4	1	.375	158	174	2-1-1	1-3	2	3	2	3	W1	
Philadelphia	8	12	0	.400	365	445	6-5	2-7	3	5	3	5	L3	
Pittsburgh	5	6	0	.455	171	218	3-4	2-2	3	3	3	3	L2	
St. Louis ##	26	34	0	.433	1161	1304	14-16	12-18	7	5	7	5	L2	
San Diego	1	6	0	.143	86	163	0-4	1-2	1	3	1	3	L3	
San Francisco	16	43	2	.262	1011	1492	8-22	8-21	4	8	4	8	W1	
Seattle	4	2	0	.667	145	152	2-1	2-1	3	2	3	2	W3	
Tampa Bay	13	6	0	.684	385	307	9-4	4-2	6	2	6	2	L1	
Tennessee ####	4	5	1	.400	207	204	2-4	2-1-1	3	2	3	2	L2	
Washington	5	12	0	.294	290	360	3-6	2-6	2	6	2	6	L1	

Current Streak does not include post-season games.

Post Season Win-Loss Summary

Opponent	W	L	T	Pct.	PF	PA	Rec.	Rec.	Win	Loss	Strk.	Strk.	Strk.
Atlanta	0	1	0	.000	20	27	0-1	0-0	-	1	-	1	-
Chicago	0	1	0	.000	6	16	0-0	0-1	-	1	-	1	-
Minnesota	0	1	0	.000	10	44	0-1	0-0	-	1	-	1	-
Philadelphia	0	1	0	.000	20	36	0-1	0-0	-	1	-	1	-

* Franchise known as Phoenix Cardinals, 1988-93; franchise located in St. Louis, 1960-87; franchise located in Chicago, 1920-59

** Franchise dormant, 1996-98

*** Franchise located in Baltimore prior to 1984

Franchise located in Los Angeles, 1982-94

Franchise located in Los Angeles prior to 1995

Franchise located in Houston prior to 1997, known as the Oilers prior to 1999

SAINTS SERIES RECORDS

Date	W-L	Score	Site	Att.	Date	W-L	Score	Site	Att.
Arizona Cardinals (10-12-0)									
12-3-67	L	20-31	Away	41,171	10-24-93	L	15-26	Home	69,043
9-29-68	L	20-21	Home	79,021	11-13-94	W	33-32	Home	69,423
10-27-68	L	17-31	Away	45,478	12-11-94	W	29-20	Away	61,307
11-2-69	W	51-42	Away	46,718	9-17-95	L (OT)	24-27	Home	61,808
10-11-70	L	17-24	Away	45,294	12-10-95	L	14-19	Away	54,603
12-8-74	W	14-0	Home	57,152	11-17-96	L	15-17	Away	43,119
10-23-77	L	31-49	Home	48,417	12-8-96	L	15-31	Home	65,619
10-5-80	L	7-40	Home	45,388	10-12-97	L	17-23	Home	53,122
12-6-81	L	3-30	Away	46,923	11-23-97	L	3-20	Away	48,620
9-12-82	L	7-21	Home	58,763	10-18-98	L	23-31	Away	60,774
9-4-83	W	28-17	Home	65,225	12-13-98	L	17-27	Home	61,678
9-23-84	W	34-24	Home	58,723	10-10-99	L	17-20	Home	57,289
12-8-85	L	16-28	Away	29,527	12-5-99	L	12-35	Away	62,568
11-16-86	W	16-7	Away	32,069	*First-Round NFC Playoffs				
10-11-87	L	19-24	Away	11,795	Baltimore Ravens (0-2-0)				
9-23-90	W	28-7	Home	61,110	9-29-96	L	10-17	Away	61,063
12-22-91	W	27-3	Away	30,928	12-19-99	L	8-31	Away	67,597
10-18-92	W	30-21	Away	27,735	Buffalo Bills (2-4-0)				
10-31-93	W	20-17	Away	36,778	11-4-73	W	13-0	Home	74,770
9-22-96	L	14-28	Home	43,784	9-21-80	L	26-35	Home	51,154
12-14-97	W	27-10	Home	45,517	10-30-83	L	21-27	Away	49,413
12-20-98	L	17-19	Away	51,617	12-10-89	W	22-19	Away	70,037
Atlanta Falcons (24-38-0)									
11-26-67	W	27-24	Home	83,437	12-20-92	L	16-20	Home	68,591
12-7-69	L	17-45	Away	51,021	12-27-98	L	33-45	Home	39,707
9-20-70	L	3-14	Home	77,042	Carolina Panthers (4-6-0)				
10-25-70	L	14-32	Away	58,850	10-22-95	L	3-20	Away	55,484
10-24-71	L	6-28	Away	58,850	11-26-95	W	34-26	Home	50,984
12-19-71	L	20-24	Home	75,954	9-8-96	L	20-22	Home	49,274
10-15-72	L	14-21	Home	66,294	10-20-96	L	7-19	Away	70,888
11-12-72	L	20-36	Away	58,850	10-19-97	L	0-13	Home	50,963
9-16-73	L	7-62	Home	66,428	11-30-97	W	16-13	Away	57,957
12-16-73	L	10-14	Away	58,850	9-13-98	W	19-14	Home	51,915
9-29-74	W	14-13	Home	62,273	11-1-98	L	17-31	Away	62,514
10-20-74	W	13-3	Away	58,850	9-12-99	W	19-10	Home	56,166
10-5-75	L	7-14	Away	29,444	1-2-00	L	13-45	Away	56,929
11-2-75	W	23-7	Home	56,614	Chicago Bears (8-11-0)				
10-10-76	W	30-0	Home	51,521	12-1-68	L	17-23	Home	78,285
10-31-76	L	20-23	Away	34,127	12-20-70	L	3-24	Home	63,518
11-20-77	W	21-20	Home	43,135	10-10-71	L	14-35	Away	55,049
12-18-77	L	7-35	Away	36,895	10-7-73	W	21-16	Home	56,561
11-12-78	L	17-20	Home	70,323	10-6-74	L	10-24	Away	55,753
11-26-78	L	17-20	Home	55,121	12-21-75	L	17-42	Home	33,371
9-2-79	L (OT)	34-40	Away	70,940	10-2-77	W	42-24	Away	51,488
11-25-79	W	37-6	Away	42,815	9-14-80	L	3-22	Away	62,523
10-19-80	L	14-41	Home	62,651	9-19-82	W	10-0	Away	56,600
11-16-80	L	13-31	Away	53,871	9-18-83	W (OT)	34-31	Home	64,692
9-6-81	L	0-27	Home	63,637	10-7-84	L	7-20	Away	53,752
11-1-81	L	10-41	Home	39,535	10-18-87	W	19-17	Away	60,767
12-12-82	L	0-35	Away	47,336	1-6-91	L	6-16	Away	68,591
1-2-83	W	35-6	Home	51,654	10-27-91	L	17-20	Home	68,591
10-9-83	W	19-17	Away	67,062	9-13-92	W	28-6	Home	68,591
9-2-84	L	27-10	Home	66,652	10-9-94	W	7-17	Away	63,822
11-11-84	W	17-13	Away	40,590	10-13-96	W	27-24	Home	53,390
10-20-85	L	24-31	Away	44,784	10-5-97	W	20-17	Away	58,865
12-22-85	L	10-16	Home	37,717	10-3-99	L	10-14	Away	66,944
9-7-86	L	10-31	Home	67,950	*First-Round NFC Playoffs				
12-14-86	W	14-9	Away	39,994	Cincinnati Bengals (5-4-0)				
11-1-87	W	38-0	Away	42,196	11-29-70	L	6-26	Away	59,342
9-11-88	W	29-21	Away	48,901	9-28-75	L	0-21	Home	52,531
12-18-88	W	10-9	Home	60,566	9-24-78	W	20-18	Away	40,455
10-29-89	W	20-13	Home	65,153	10-25-81	W	17-7	Home	46,336
11-19-89	W	26-17	Away	53,173	12-9-84	L	21-24	Home	40,855
10-7-90	L	27-28	Away	57,401	12-20-87	W	41-24	Away	43,424
11-25-90	W	10-7	Home	68,629	11-4-90	W	21-7	Away	60,067
9-29-91	W	27-6	Away	56,556	1-2-94	W	20-13	Home	58,036
11-24-91	L (OT)	20-23	Home	68,591	9-15-96	L	15-30	Away	45,412
12-28-91	L	20-27	Home	68,794	Cleveland Browns (3-10-0)				
9-20-92	W	10-7	Away	67,328	10-1-67	L	7-42	Home	77,045
12-3-92	W	22-14	Home	68,591	9-15-69	L	7-42	Home	77,045
9-12-93	W	34-31	Away	64,287					

Date	W-L	Score	Site	Att.
11-10-68	L	17-35	Away	71,025
10-12-69	L	17-27	Home	71,274
12-12-71	L	17-21	Home	72,794
11-30-75	L	16-17	Away	44,753
10-8-78	L	16-24	Home	50,158
10-18-81	L	17-20	Away	76,059
10-28-84	W	16-14	Away	52,489
9-13-87	W	28-21	Home	59,900
10-14-90	W	25-20	Home	68,608
12-5-93	L	13-17	Away	60,388
10-31-99	L	16-21	Home	48,817

Dallas Cowboys (5-14-0)

10-15-67	L	10-14	Away	52,562
11-12-67	L	10-27	Home	83,437
11-3-68	L	3-17	Home	84,728
9-28-69	L	17-21	Home	79,567
11-9-69	L	17-33	Away	68,282
10-17-71	W	24-14	Home	83,088
9-24-73	L	3-40	Away	52,715
9-19-76	L	6-24	Home	61,413
11-19-78	L	7-27	Away	57,920
12-19-82	L	7-21	Away	64,506
9-25-83	L	20-21	Away	62,136
10-21-84	L (OT)	27-30	Away	50,966
10-3-88	W	20-17	Home	68,474
9-10-89	W	28-0	Home	66,977
12-2-90	L	13-17	Away	60,087
12-8-91	L	14-23	Away	64,530
12-19-94	L	16-24	Home	69,475
12-6-98	W	22-3	Home	65,065
12-24-99	W	31-24	Home	47,835

Denver Broncos (2-4-0)

11-22-70	L	6-31	Home	66,837
10-13-74	L	17-33	Away	51,706
11-4-79	L	3-10	Away	74,482
9-15-85	L	23-34	Away	74,488
11-20-88	W	42-0	Home	68,075
12-24-94	W	30-28	Away	64,445

Detroit Lions (8-6-1)

11-24-68	T	20-20	Away	46,152
11-8-70	W	19-17	Home	66,910
11-19-72	L	14-27	Away	53,752
10-14-73	W	20-13	Home	57,810
11-3-74	L	14-19	Away	49,127
11-14-76	W	17-16	Home	42,048
9-25-77	L	19-23	Away	51,458
10-21-79	W	17-7	Home	57,428
10-12-80	L	13-24	Away	78,147
9-18-88	W	22-14	Away	37,180
12-3-89	L	14-21	Away	38,550
10-28-90	L	10-27	Home	64,368
10-4-92	W	13-7	Away	66,971
9-19-93	W	14-3	Home	69,039
9-21-97	W	35-17	Home	50,016

Green Bay Packers (4-13-0)

11-17-68	L	7-29	Milw.	49,644
11-28-71	W	29-21	Milw.	48,035
12-17-72	L	20-30	Home	65,881
12-2-73	L	10-30	Milw.	47,890
10-12-75	W	20-19	Home	51,371
11-7-76	L	27-32	Milw.	52,936
9-18-77	L	20-24	Home	56,250
9-10-78	L	17-28	Milw.	54,336
9-9-79	L	19-28	Milw.	53,184
12-13-81	L	7-35	Home	45,518
11-4-84	L	13-23	Home	57,426
11-17-85	L	14-38	Milw.	52,104
9-14-86	W	24-10	Home	56,383
12-27-87	W	33-24	Home	68,364
9-17-89	L	34-35	Away	55,809
11-14-93	L	17-19	Home	69,043
12-16-95	L	23-34	Home	61,136

Date	W-L	Score	Site	Att.
Indianapolis Colts (4-3-0)				
12-10-67	L	10-30	Away	60,238
10-19-69	L	10-30	Home	80,636
9-30-73	L	10-14	Away	52,293
10-12-86	W	17-14	Away	53,512
12-24-89	W	41-6	Home	49,009
11-12-95	W	17-14	Home	52,430
9-27-98	W (OT)	19-13	Away	48,480

Jacksonville Jaguars (1-1-0)

10-6-96	W	17-13	Home	45,280
11-21-99	L	23-41	Away	69,772

Kansas City Chiefs (3-4-0)

9-25-72	L	17-20	Home	70,793
9-26-76	W	27-17	Away	53,918
11-21-82	W	27-17	Home	39,341
9-8-85	L	27-47	Home	57,760
9-8-91	W	17-10	Away	74,816
9-4-94	L	17-30	Home	69,362
12-21-97	L	13-25	Away	66,772

Miami Dolphins (3-5-0)

11-15-70	L	10-21	Away	42,866
11-10-74	L	0-21	Home	74,289
9-2-80	L	16-21	Away	40,946
10-2-83	W	17-7	Home	66,489
12-7-86	L	27-31	Home	64,761
11-29-92	W	24-13	Home	68,591
10-15-95	W	33-30	Home	64,529
11-29-98	L	10-30	Away	73,216

Minnesota Vikings (6-15-0)

10-13-68	W	20-17	Home	71,105
9-27-70	L	0-26	Away	47,900
11-21-71	L	10-23	Home	83,130
11-5-72	L	6-37	Away	49,784
12-1-74	L	9-29	Away	48,456
11-9-75	L	7-20	Home	52,765
9-12-76	L	9-40	Home	58,156
9-3-78	W	31-24	Home	54,187
11-30-80	L	20-23	Home	30,936
11-15-81	L	10-20	Away	45,215
11-27-83	W	17-16	Home	59,502
11-24-85	W	30-23	Away	54,117
12-21-86	L	17-33	Away	51,209
1-3-88	L	10-44	Home*	69,546
12-4-88	L	3-45	Away	61,215
9-16-90	L	3-32	Away	56,272
9-22-91	W	26-0	Home	68,591
11-28-93	W	17-14	Away	53,030
11-6-94	L	20-21	Away	57,564
11-19-95	L	24-43	Away	58,108
11-8-98	L	24-31	Away	63,779

*NFC Wildcard Game

New England Patriots (3-6-0)

12-10-72	L	10-17	Home	64,889
12-5-76	L	6-27	Away	53,592
12-21-80	L	27-38	Home	38,277
12-4-83	L	0-7	Away	24,579
11-30-86	L	20-21	Home	58,259
11-12-89	W	28-24	Away	47,680
11-8-92	W	31-14	Away	45,413
12-3-95	W	31-17	Away	59,876
10-4-98	L	27-30	Home	56,172

New York Giants (8-12-0)

10-8-67	L	21-27	Away	62,670
10-6-68	L	21-38	Away	62,967
11-16-69	W	25-24	Away	62,927
10-4-70	W	14-10	Home	69,126
10-8-72	L	21-45	Away	62,507
12-14-75	L	14-28	Away	40,150
10-29-78	W	28-17	Home	58,806
9-30-79	W	24-14	Home	51,543
9-20-81	L	7-20	Away	69,814
12-15-84	W	10-3	Away	63,739

Date	W-L	Score	Site	Att.
10-27-85	L	13-21	Home	54,082
9-28-86	L	17-20	Away	72,765
11-22-87	W	23-14	Home	67,639
11-27-88	L	12-13	Home	66,526
12-20-93	L	14-24	Home	69,036
10-2-94	W	27-22	Home	60,759
9-24-95	L	29-45	Away	72,619
12-15-96	W	17-3	Away	52,530
9-28-97	L	9-14	Away	68,891
10-24-99	L	3-31	Away	77,982

New York Jets (4-4-0)

12-3-72	L	17-18	Away	62,496
12-4-77	L	13-16	Home	40,464
12-14-80	W	21-20	Away	38,077
11-21-83	L	28-31	Home	68,606
10-26-86	L	23-28	Away	44,246
10-15-89	W	29-14	Home	59,521
12-26-92	W	20-0	Away	45,614
12-24-95	W	12-0	Away	28,885

Oakland Raiders (3-4-1)

11-7-71	T	21-21	Home	83,102
11-9-75	L	10-48	Away	51,764
12-3-79	L	35-42	Home	65,541
10-13-85	L	13-23	Away	48,152
10-23-88	W	20-6	Home	66,249
12-16-91	W	27-0	Home	68,625
11-20-94	L	19-24	Away	41,722
11-9-97	W	13-10	Away	40,091

Philadelphia Eagles (8-13-0)

11-5-67	W	31-24	Home	59,596
11-19-67	L	21-48	Away	60,751
12-8-68	L	17-29	Away	57,128
10-26-69	L	10-13	Away	60,568
11-30-69	W	26-17	Home	72,805
10-29-72	W	21-3	Home	65,554
10-27-74	W	14-10	Home	64,257
11-6-77	L	7-28	Away	53,482
9-17-78	L	17-24	Home	49,242
9-16-79	L	14-26	Home	54,212
11-9-80	L	21-34	Home	45,340
10-11-81	L	14-31	Home	52,728
12-11-83	W (OT)	20-17	Away	45,182
10-6-85	W	23-21	Home	56,364
9-20-87	L	17-27	Away	57,485
12-18-89	W	30-20	Home	59,218
9-6-92	L	13-6	Away	64,224
1-3-93	L	13-15	Away	63,513
12-26-93	L	20-36	Home*	68,893
10-1-95	L	26-37	Away	50,085
NFC Wild Card Game	L	10-15	Home	54,463

Pittsburgh Steelers (5-6-0)

10-29-67	L	10-14	Home	68,911
10-20-68	W	16-12	Away	32,303
12-15-68	W	24-14	Home	66,131
12-21-69	W	27-24	Home	72,256
11-25-74	L	7-28	Home	71,907
11-5-78	L	14-20	Away	48,525
10-4-81	L	6-20	Home	64,578
11-19-84	W	27-24	Home	66,005
11-29-87	W	20-16	Away	47,896
12-16-90	L	6-9	Home	68,582
10-17-93	L	14-37	Away	56,056

St. Louis Rams (26-34-0)

9-17-67	L	13-27	Home	80,879
10-5-69	L	17-36	Away	54,789
11-1-70	L	17-30	Home	77,861
12-6-70	L	16-34	Away	66,410
9-19-71	W	24-20	Home	70,915
12-5-71	L	28-45	Away	73,610
9-17-72	L	14-34	Away	66,303
11-26-72	W	19-16	Home	64,325
11-11-73	L	7-29	Away	70,358

Date	W-L	Score	Site	Att.
11-25-73	L	13-24	Home	67,192
9-22-74	L	0-24	Away	64,178
11-17-74	W	20-7	Home	57,287
10-26-75	L	14-38	Away	60,771
12-7-75	L	7-14	Home	39,958
10-24-76	L	10-16	Home	51,984
11-28-76	L	14-33	Away	54,906
10-16-77	L	7-14	Away	46,045
10-30-77	W	27-26	Home	

Date	W-L	Score	Site	Att.
11-13-77	L (OT)	7-10	Home	41,564
11-27-77	L	17-20	Away	33,702
10-15-78	W	14- 7	Away	37,671
12- 3-78	W	24-13	Home	50,068
9-23-79	W	30-21	Away	39,727
11-11-79	W	31-20	Home	65,551
9- 7-80	L	23-26	Home	58,621
12- 7-80	L (OT)	35-38	Away	37,949
9-27-81	L	14-21	Away	44,433
12-20-81	L	17-21	Home	43,639
11-28-82	W	23-20	Away	51,611
10-16-83	L	13-32	Home	68,154
11-13-83	L	0-27	Away	40,022
9-16-84	L	20-30	Away	57,611
11-25-84	L	3-35	Home	65,117
9-29-85	W	20-17	Away	58,053
12-15-85	L	19-31	Home	46,065
9-21-86	L	17-26	Away	58,297
11- 2-86	W	23-10	Home	53,234
10-25-87	L	22-24	Home	60,497
11-15-87	W	26-24	Away	60,436
9- 4-88	L	33-34	Home	66,357
12-11-88	L	17-30	Away	62,977
10- 8-89	L	20-24	Home	60,488
11- 6-89	L	13-31	Away	60,667
9-10-90	L	12-13	Home	68,629
12-23-90	W	13-10	Away	60,112
11-10-91	W	10- 3	Home	68,591
12- 1-91	L	24-38	Away	62,092
9-27-92	L	10-16	Home	68,591
11-15-92	L	20-21	Away	64,895
9-26-93	W	16-13	Home	69,041
11-22-93	L	7-42	Away	68,496
9-25-94	L	13-24	Away	63,971
11-28-94	L	14-35	Home	66,106
9- 3-95	L	22-24	Home	68,976
10-29-95	W	11- 7	Away	65,272
9- 1-96	L	11-27	Away	63,970
11- 3-96	L	17-24	Home	60,966
9-14-97	L	7-33	Away	61,838
10-26-97	L	0-23	Home	60,443
10-11-98	L	0-31	Home	62,811
11-22-98	L	20-31	Away	68,429
9-19-99	L	21-28	Away	67,685
11-14-99	W	24- 6	Home	52,198

Seattle Seahawks (4-2-0)

11-21-76	W	51-27	Away	61,865
11-18-79	L	24-38	Away	60,055
11-10-85	L	3-27	Home	47,365
10-16-88	W	20-19	Away	63,569
9- 1-91	W	27-24	Home	68,492
11-16-97	W (OT)	20-17	Home	50,493

Date	W-L	Score	Site	Att.
Tampa Bay Buccaneers (13-6-0)				
12-11-77	L	14-33	Home	40,124
12-17-78	W	17-10	Away	51,209
10-14-79	W	42-14	Away	67,640
11-29-81	L	14-31	Home	62,209
12- 5-82	L	10-13	Home	61,709
10-23-83	W	24-21	Away	48,242
9- 9-84	W	17-13	Home	54,686
9-22-85	W	20-13	Home	45,320
10-19-86	W	38- 7	Home	43,355
12- 6-87	W	44-34	Home	66,471
9-25-88	W	13- 9	Home	66,671
9-24-89	L	10-20	Away	44,053
11-11-90	W	35- 7	Home	67,865
10-20-91	W	23- 7	Home	68,591
11- 1-92	W	23-21	Home	68,591
9-18-94	W	9- 7	Away	45,522
11-24-96	L	7-13	Away	40,203
10-25-98	W	9-3	Home	52,695
11- 7-99	L	16-31	Home	47,129

Tennessee Titans (4-5-1)

10- 3-71	T	13-13	Away	47,966
10- 3-76	L	26-31	Home	51,973
12-10-78	L	12-17	Home	63,169
11-22-81	W	27-24	Away	49,581
9-30-84	W	27-10	Away	43,108
12-13-87	W	24-10	Home	68,257
10-21-90	L	10-23	Away	57,908
9- 5-93	W	33-21	Home	69,029
11-10-96	L	14-31	Home	45,719
10-17-99	L	21-24	Home	51,875

Washington Redskins (5-12-0)

9-24-67	L	10-30	Home	74,937
12-17-67	W	30-14	Away	50,486
9-22-68	W	37-17	Home	65,941
9-21-69	L	20-26	Home	73,147
12-14-69	L	14-17	Away	50,354
10-31-71	L	14-24	Away	53,041
10-28-73	W	19- 3	Home	66,315
9-21-75	L	3-41	Away	54,414
10-28-79	W	14-10	Away	52,133
10-26-80	L	14-22	Away	51,375
12-26-82	L	10-27	Home	48,667
10- 5-86	L	6-14	Home	57,317
11- 6-88	L	24-27	Away	54,183
10- 1-89	L	14-16	Home	64,358
11-18-90	L	17-31	Away	52,573
11-23-92	W	20- 3	Home	68,591
9-11-94	L	24-38	Home	58,049

ALL-TIME HOME/ROAD RECORD

Year	Home Record			Pct.	Year	Road Record			Pct.
	W	L	T			W	L	T	
1967	2	5	0	.286	1967	1	6	0	.167
1968	3	4	0	.333	1968	1	5	1	.143
1969	3	4	0	.333	1969	2	5	0	.286
1970	2	5	0	.286	1970	0	6	1	.000
1971	2	4	1	.286	1971	2	4	1	.286
1972	2	5	0	.286	1972	0	6	1	.000
1973	5	2	0	.714	1973	0	7	0	.000
1974	4	3	0	.571	1974	1	6	0	.167
1975*	2	5	0	.286	1975	0	7	0	.000
1976	2	5	0	.286	1976	2	5	0	.286
1977	2	5	0	.286	1977	1	6	0	.167
1978	3	5	0	.375	1978	4	4	0	.500
1979	3	5	0	.375	1979	5	3	0	.625
1980	0	8	0	.000	1980	1	7	0	.125
1981	2	6	0	.250	1981	2	6	0	.250
1982	2	3	0	.400	1982	2	2	0	.500
1983	5	3	0	.625	1983	3	5	0	.375
1984	3	5	0	.375	1984	4	4	0	.500
1985	3	5	0	.375	1985	2	6	0	.250
1986	4	4	0	.500	1986	3	5	0	.375
1987	6	1	0	.857	1987	6	2	0	.750
1988	5	3	0	.625	1988	5	3	0	.625
1989	5	3	0	.625	1989	4	4	0	.500
1990	5	3	0	.625	1990	3	5	0	.375
1991	6	2	0	.750	1991	5	3	0	.625
1992	6	2	0	.750	1992	6	2	0	.750
1993	4	4	0	.500	1993	4	4	0	.500
1994	3	5	0	.375	1994	4	4	0	.500
1995	4	4	0	.500	1995	3	5	0	.375
1996	2	6	0	.250	1996	1	7	0	.125
1997	3	5	0	.375	1997	3	5	0	.375
1998	4	4	0	.500	1998	2	6	0	.250
1999	3	5	0	.375	1999	0	8	0	.000

* First Season in Superdome (87-103 record); Saints played at Tulane Stadium (23-32 record) from 1967-74.

33-YEAR ALL-TIME TOTALS (regular season only)

	W	L	T	Pct.
Home Games	110	135	1	.447
Road Games	82	163	4	.329
Totals	192	301	5	.386

SAINTS STANDINGS

1967
(Capitol Division, 4th place)

	W	L	T	Pct.
Dallas	9	5	0	.643
Philadelphia	6	7	1	.462
Washington	5	6	3	.455
New Orleans	3	11	0	.214

1968
(Century Division, 3rd place)

	W	L	T	Pct.
Cleveland	10	4	0	.714
St. Louis	9	4	1	.692
New Orleans	4	9	1	.308
Pittsburgh	2	11	1	.154

1969
(Capitol Division, 3rd place)

	W	L	T	Pct.
Dallas	11	2	1	.846
Washington	7	5	2	.583
New Orleans	5	9	0	.357
Philadelphia	4	9	1	.308

1970
(Western Division, 4th place)

	W	L	T	Pct.
San Francisco	10	3	1	.769
Los Angeles	8	5	1	.615
Atlanta	4	8	2	.333
New Orleans	2	11	1	.154

1971
(Western Division, 4th place)

	W	L	T	Pct.
San Francisco	9	5	0	.643
Los Angeles	8	5	1	.615
Atlanta	7	6	1	.538
New Orleans	4	8	2	.333

1972
(Western Division, 4th place)

	W	L	T	Pct.
San Francisco	9	5	0	.615
Atlanta	7	7	0	.500
Los Angeles	6	7	1	.464
New Orleans	2	11	1	.154

1973
(Western Division, 3rd place)

	W	L	T	Pct.
Los Angeles	12	2	0	.857
Atlanta	9	5	0	.643
New Orleans	5	9	0	.357
San Francisco	5	9	0	.357

1974
(Western Division, 3rd place)

	W	L	T	Pct.
Los Angeles	10	4	0	.714
San Francisco	6	8	0	.429
New Orleans	5	9	0	.357
Atlanta	3	11	0	.214

1975
(Western Division, 4th place)

	W	L	T	Pct.
Los Angeles	12	2	0	.857
San Francisco	5	9	0	.357
Atlanta	4	10	0	.286
New Orleans	2	12	0	.143

1976
(Western Division, 3rd place)

	W	L	T	Pct.
Los Angeles	10	3	1	.750
San Francisco	8	6	0	.571
New Orleans	4	10	0	.286
Atlanta	4	10	0	.286
Seattle	2	12	0	.143

1977
(Western Division, 4th place)

	W	L	T	Pct.
Los Angeles	10	4	0	.714
Atlanta	7	7	0	.500
San Francisco	5	9	0	.357
New Orleans	3	11	0	.214

1978
(Western Division, 3rd place)

	W	L	T	Pct.
Los Angeles	12	4	0	.750
Atlanta	9	7	0	.563
New Orleans	7	9	0	.438
San Francisco	2	14	0	.125

1979
(Western Division, 2nd place)

	W	L	T	Pct.
Los Angeles	9	7	0	.563
New Orleans	8	8	0	.500
Atlanta	6	10	0	.375
San Francisco	2	14	0	.125

1980
(Western Division, 4th place)

	W	L	T	Pct.
Atlanta	12	4	0	.750
Los Angeles	11	5	0	.687
San Francisco	6	10	0	.375
New Orleans	1	15	0	.062

1981
(Western Division, 4th place)

	W	L	T	Pct.
San Francisco	13	3	0	.813
Atlanta	7	9	0	.438
Los Angeles	6	10	0	.375
New Orleans	4	12	0	.250

1982
(Western Division, 2nd place)

	W	L	T	Pct.
Atlanta	5	4	0	.556
New Orleans	4	5	0	.444
San Francisco	3	6	0	.333
Los Angeles	2	7	0	.222

1983
(Western Division, 3rd place)

	W	L	T	Pct.
San Francisco	10	6	0	.625
Los Angeles	9	7	0	.563
New Orleans	8	8	0	.500
Atlanta	7	9	0	.438

1984
(Western Division, 3rd place)

	W	L	T	Pct.
San Francisco	15	1	0	.938
Los Angeles	10	6	0	.625
New Orleans	7	9	0	.438
Atlanta	4	12	0	.250

1985
(Western Division, 3rd place)

	W	L	T	Pct.
Los Angeles	11	5	0	.687
San Francisco	10	6	0	.625
New Orleans	5	11	0	.313
Atlanta	4	12	0	.250

1986
(Western Division, 4th place)

	W	L	T	Pct.
San Francisco	10	5	1	.656
Los Angeles	10	6	0	.625
Atlanta	7	8	1	.469
New Orleans	7	9	0	.438

1987
(Western Division, 2nd place)

	W	L	T	Pct.
San Francisco	13	2	0	.867
New Orleans	12	3	0	.800
Los Angeles	6	9	0	.400
Atlanta	3	12	0	.200

1988
(Western Division, 3rd place)

	W	L	T	Pct.
San Francisco	10	6	0	.625
Los Angeles	10	6	0	.625
New Orleans	10	6	0	.625
Atlanta	5	11	0	.313

1989
(Western Division, 3rd place)

	W	L	T	Pct.
San Francisco	14	2	0	.875
Los Angeles	11	5	0	.688
New Orleans	9	7	0	.563
Atlanta	3	13	0	.188

1990
(Western Division, 2nd place)

	W	L	T	Pct.
San Francisco	14	2	0	.875
New Orleans	8	8	0	.500
Los Angeles	5	11	0	.313
Atlanta	5	11	0	.313

1991
(Western Division, 1st place)

	W	L	T	Pct.
New Orleans	11	5	0	.688
Atlanta	10	6	0	.625
San Francisco	10	6	0	.625
Los Angeles	3	13	0	.188

1992
(Western Division, 2nd place)

	W	L	T	Pct.
San Francisco	14	2	0	.875
New Orleans	12	4	0	.750
Atlanta	6	10	0	.375
Los Angeles	6	10	0	.375

1993
(Western Division, 2nd place)

	W	L	T	Pct.
San Francisco	10	6	0	.625
New Orleans	8	8	0	.500
Atlanta	6	10	0	.375
Los Angeles	5	11	0	.313

1994
(Western Division, 2nd place)

	W	L	T	Pct.
San Francisco	13	3	0	.813
New Orleans	7	9	0	.438
Atlanta	7	9	0	.438
Los Angeles	4	12	0	.250

1995
(Western Division, 5th place)

	W	L	T	Pct.
San Francisco	11	5	0	.688
Atlanta	9	7	0	.563
St. Louis	7	9	0	.438
Carolina	7	9	0	.438
New Orleans	7	9	0	.438

1996
(Western Division, 5th place)

	W	L	T	Pct.
Carolina	12	4	0	.750
San Francisco	12	4	0	.750
St. Louis	6	10	0	.375
Atlanta	3	13	0	.188
New Orleans	3	13	0	.188

1997
(Western Division, 4th place)

	W	L	T	Pct.
San Francisco	13	3	0	.813
Atlanta	7	9	0	.438
Carolina	7	9	0	.438
New Orleans	6	10	0	.375
St. Louis	5	11	0	.313

1998
(Western Division, 3rd place)

	W	L	T	Pct.
Atlanta	14	2	0	.875
San Francisco	12	4	0	.750
New Orleans	6	10	0	.375
Carolina	4	12	0	.250
St. Louis	4	12	0	.250

1999
(Western Division, 5th place)

	W	L	T	Pct.
St. Louis	13	3	0	.813
Carolina	8	8	0	.500
Atlanta	5	11	0	.313
San Francisco	4	12	0	.250
New Orleans	3	13	0	.188

SAINTS ATTENDANCE

Year	COMBINED		HOME		ROAD	
	Total	Avg.	Total	Avg.	Total	Avg.
1967	890,405	63,600	528,242	75,463	362,163	51,738
1968	884,123	63,151	519,426	74,203	364,697	52,100
1969	921,972	65,855	521,133	74,447	400,839	57,262
1970	843,342	60,238	483,234	69,033	360,108	51,444
1971	932,267	66,590	550,578	78,654	381,689	54,527
1972	880,545	62,896	467,686	66,812	412,859	58,980
1973	839,914	59,993	451,566	64,509	388,348	55,478
1974	829,873	59,277	452,236	64,605	377,637	53,948
1975	767,274	56,805	396,409	56,634	370,865	52,981
1976	714,135	51,010	359,631	51,376	354,504	50,643
1977	655,989	46,856	334,502	47,786	321,487	45,927
1978	850,418	53,151	457,607	57,201	392,811	49,101
1979	939,175	58,698	495,260	61,907	443,915	55,489
1980	808,612	50,538	385,815	48,227	422,797	52,850
1981	891,207	55,700	440,708	55,089	450,499	55,700
1982	467,978	51,988	255,726	51,145	212,252	53,063
1983	896,678	56,042	529,878	66,235	366,800	45,850
1984	884,258	55,266	472,625	59,078	411,633	51,454
1985	799,050	49,941	388,795	48,599	410,255	51,282
1986	874,303	54,644	463,611	57,951	410,692	51,644
1987	774,295	51,620	420,783	60,111	353,512	44,189
1988	965,179	60,324	531,156	66,395	434,023	54,253
1989	916,534	57,283	488,998	61,124	427,536	53,442
1990*	997,722	62,358	536,438	67,055	461,284	57,661
1991*	1,008,934	63,058	548,655	68,582	460,279	57,535
1992*	977,552	61,097	548,728	68,591	428,824	53,603
1993*	979,133	61,196	541,300	67,663	437,833	54,730
1994*	937,150	58,572	506,837	63,355	430,313	53,789
1995*	920,118	57,507	465,936	58,242	454,182	56,772
1996*	830,125	51,883	395,079	49,385	435,046	54,381
1997*	911,223	56,951	443,614	55,452	467,609	58,451
1998*	922,225	57,639	436,473	54,559	485,752	60,719
1999*	945,488	59,093	410,147	51,268	535,341	66,918

LARGEST HOME CROWDS

Year	Attendance	Opponent
1967	83,437	vs. Dallas 11-12 (Lost 10-27)
1968	84,278	vs. Atlanta 11-26 (Won 27-24)
1969	80,636	vs. Dallas 11-3 (Lost 9-17)
1970	77,681	vs. Baltimore 10-19 (Lost 10-30)
1971	83,130	vs. Los Angeles 11-1 (Lost 17-30)
1972	70,793	vs. Minnesota 11-21 (Lost 10-23)
1973	74,770	vs. Kansas City 9-25 (Lost 17-20)#
1974	74,289	vs. Buffalo 11-4 (Won 13-0)
		vs. Miami 11-10 (Lost 0-21)
SUPERDOME		
1975	61,497	vs. Minnesota 11-16 (Lost 7-20)
1976	61,413	vs. Dallas 9-19 (Lost 6-24)
1977	59,023	vs. Los Angeles 10-30 (Won 27-26)
1978	70,323	vs. Atlanta 11-12 (Lost 17-20)
1979	70,940	vs. Atlanta 9-2 (Lost 34-0 OT)
1980	62,651	vs. Atlanta 10-19 (Lost 14-41)
1981	64,758	vs. Pittsburgh 10-4 (Lost 6-20)
1982	61,709	vs. Tampa Bay 12-5 (Lost 10-13)
1983	70,418	vs. Los Angeles 12-18 (Lost 24-26)
1984	66,652	vs. Atlanta 9-2 (Lost 28-36)
1985	57,760	vs. Kansas City 9-8 (Lost 27-47)
1986	67,950	vs. Atlanta 9-7 (Lost 10-31)
1987	69,546	vs. Minnesota 1-3-88 (wild card)(Lost 10-44)
1988	68,474	vs. Dallas 10-3 (Won 20-17)#
1989	66,577	vs. Dallas 9-10 (Won 28-0)
1990	68,647	vs. Rams 12-31 (Won 20-17)#
1991	68,794	vs. Atlanta 12-28 (wild card)(Lost 27-20)*
1992	68,893	vs. Philadelphia 1-3 (wild card)(Lost 36-20)*
1993	69,043	vs. Atlanta 10-24 (Lost 26-15)*
		vs. Green Bay 11-14 (Lost 19-17)*
		vs. Dallas 12-19 (Lost 24-16)*
1994	69,475	vs. San Francisco 9-3 (Lost 24-22)*
1995	68,976	vs. San Francisco 11-3 (Lost 24-17)*@
1996	60,966	vs. San Diego 9-7 (Lost 20-6)*
1997	65,760	vs. Dallas 12-6 (Won 22-3)*
1998	65,085	vs. Carolina 9-12 (Won 19-10)*
1999	58,166	

LARGEST ROAD CROWDS

Year	Attendance	Opponent
1967	62,670	vs. New York Giants 10-8 (Lost 21-27)
1968	71,025	vs. Cleveland 11-10 (Lost 17-35)
1969	68,282	vs. Dallas 11-9 (Lost 17-33)
1970	66,140	vs. Los Angeles 12-6 (Lost 16-34)
1971	73,610	vs. Los Angeles 12-5 (Lost 28-45)
1972	66,303	vs. Los Angeles 9-17 (Lost 14-34)
1973	70,358	vs. Los Angeles 11-11 (Lost 7-29)
1974	64,178	vs. Los Angeles 9-22 (Lost 0-24)
1975	60,771	vs. Seattle 11-21 (Won 51-7)
1976	61,885	vs. Philadelphia 11-5 (Lost 7-28)
1977	53,482	vs. Dallas 11-19 (Lost 7-27)
1978	57,920	vs. Denver 11-4 (Lost 3-10)
1979	74,482	vs. Detroit 10-12 (Lost 13-24)
1980	78,147	vs. Cleveland 10-16 (Lost 17-20)
1981	76,059	vs. Dallas 12-19 (Lost 7-21)
1982	64,506	vs. Dallas 9-25 (Lost 20-21)
1983	62,136	vs. New York Giants 12-15 (Won 10-3)
1984	63,739	vs. Denver 9-15 (Lost 23-34)
1985	74,488	vs. New York Giants 9-28 (Lost 17-20)
1986	72,765	vs. San Francisco 11-15 (Won 26-24)
1987	60,436	vs. Seattle 10-16 (Won 20-19)
1988	63,589	vs. Buffalo 12-10 (Won 22-19)
1989	70,037	vs. San Francisco 12-23 (Won 13-10)
1990	60,112	vs. Kansas City 9-8 (Won 17-10)
1991	74,816	vs. Atlanta 9-20 (Won 10-7)
1992	67,328	vs. San Francisco 11-22 (Lost 42-7)
1993	66,500	vs. Denver 12-24 (Won 30-28)
1994	64,445	vs. New York Giants 9-24 (Lost 45-29)
1995	72,619	vs. Carolina 10-20 (Lost 19-7)
1996	70,888	vs. New York Giants 9-28 (Lost 14-9)
1997	68,891	vs. Miami 11-29 (Lost 30-10)
1998	73,216	vs. New York Giants 10-27 (Lost 3-31)
1999	77,982	

#ABC Monday Night Football Telecast. @ESPN Telecast
*These figures represent tickets distributed for home games.
NOTE: Largest Superdome audience was 72,434 for first preseason game of 1975 (Houston 13, New Orleans 7). Preseason attendance figures are unofficial.

SAINTS PRESEASON RESULTS

Year	Opponent	Result
1967 (5-1)		
Los Angeles (26,364) at AnaheimL	7-16
St. Louis (25,500) at ShreveportW	23-14
Pittsburgh (35,000) at Baton RougeW	20-17
San Francisco (23,348) at Portland, OreW	24-10
Miami (11,214) at Charleston, S.C.W	20-17
Atlanta (67,486) at New OrleansW	27-14
1968 (2-4)		
Los Angeles (29,505) at AnaheimL	7-21
Boston (57,152) at New OrleansW	19-0
Houston (42,734) at HoustonL	23-24
Cleveland (70,045) at New OrleansW	40-27
Atlanta (49,832) at AtlantaL	10-16
Minnesota (23,000) at ShreveportL	17-20
1969 (2-4)		
San Diego (31,683) at San DiegoL	7-10
Denver (28,356) at DenverW	28-22
Pittsburgh (40,000) at Baton RougeL	24-34
Atlanta (69,898) at New OrleansW	21-17
Houston (79,937) at New OrleansL	14-30
Detroit (30,312) at DetroitL	7-42
1970 (4-2)		
Minnesota (17,932) at Canton, OhioW	14-13
Houston (46,223) at HoustonW	19-10
Detroit (76,778) at New OrleansL	17-31
Boston (32,000) at Jackson, Miss.W	26-20
N.Y. Jets (78,581) at New OrleansL	14-27
San Diego (63,904) at New OrleansW	20-14
1971 (0-6)		
Buffalo (35,758) at BuffaloL	10-14
Dallas (73,560) at DallasL	21-36
Kansas City (70,459) at New OrleansL	7-27
San Diego (35,405) at San DiegoL	7-22
Philadelphia (60,487) at New OrleansL	0-34
Houston (60,971) at New OrleansL	17-24
1972 (1-4-1)		
Philadelphia (53,372) at PhiladelphiaW	13-10
Buffalo (66,762) at New OrleansL	21-24
Dallas (81,070) at New OrleansL	7-30
San Diego (64,506) at New OrleansL	14-16
Pittsburgh (43,302) at MemphisL	7-56
Houston (44,571) at HoustonT	14-14
1973 (1-5)		
Kansas City (67,216) at Kansas CityL	6-12
Miami (80,050) at MiamiL	13-14
Dallas (61,022) at DallasL	14-24
New England (64,131) at New OrleansL	6-31
N.Y. Jets (67,434) at New OrleansL	17-28
Houston (62,339) at New OrleansW	16-10
1974 (3-3)		
Pittsburgh (45,339) at New OrleansL	7-26
Miami (41,524) at MiamiL	20-45
New England (20,456) at FoxboroL	3-7
Dallas (56,563) at New OrleansW	16-7
N.Y. Jets (59,829) at New OrleansW	24-7
Houston (35,103) at HoustonW	24-16
1975 (2-4)		
Houston (72,434) at New OrleansL	7-13
Denver (40,089) at New OrleansW	24-21
Miami (61,253) at New OrleansL	10-20
Baltimore (60,643) at New OrleansW	27-3
Pittsburgh (47,341) at PittsburghL	13-24
Cincinnati (48,453) at CincinnatiL	0-20
1976 (4-2)		
Pittsburgh (56,039) at New OrleansL	13-10
Houston (38,675) at HoustonW	14-24
Buffalo (36,110) at BuffaloW	21-14
Baltimore (38,879) at Baltimore (OT)W	26-20
Cincinnati (60,044) at New OrleansW	13-10
Miami (63,383) at New OrleansL	7-20
1977 (5-1)		
Chicago (55,163) at ChicagoW	20-14
N.Y. Giants (49,900) at New OrleansW	23-7
Buffalo (66,282) at New OrleansW	20-17
N.Y. Jets (49,455) at New OrleansL	14-20
Miami (39,970) at MiamiW	17-10
Houston (49,964) at New OrleansW	20-16
1978 (2-2)		
Philadelphia (30,000) at Mexico CityW	14-7
Miami (54,105) at New OrleansL	17-31
Tampa Bay (49,042) at New OrleansL	3-14
Houston (49,554) at HoustonW	17-3
1979 (1-3)		
Miami (44,704) at MiamiL	7-14
Chicago (45,085) at New OrleansL	6-13
Tampa Bay (49,042) at TampaL	7-14
Houston (54,469) at New OrleansW	10-7
1980 (1-3)		
St. Louis (57,923) at New OrleansW	17-13
Houston (43,376) at HoustonL	17-20
Detroit (49,631) at DetroitL	17-40
Miami (50,635) at New OrleansL	0-20
1981 (3-1)		
Baltimore (46,792) at New OrleansW	24-23
Houston (67,562) at New OrleansW	27-7
Philadelphia (28,001) at Syracuse, N.Y.L	6-37
Detroit (52,090) at New Orleans (OT)W	20-17
1982 (1-3)		
Houston (44,599) at HoustonL	20-22
Kansas City (46,585) at New OrleansW	6-3
Cleveland (55,689) at New OrleansL	17-20
Minnesota (59,810) at MinnesotaL	21-24
1983 (3-2)		
Pittsburgh (23,909) at Canton, OhioL	14-27
Tampa Bay (53,111) at TampaL	17-20
Miami (38,735) at MiamiW	19-17
Houston (60,430) at New OrleansW	20-13
N.Y. Jets (58,176) at New OrleansW	17-10
1984 (3-1)		
Kansas City (34,230) at Kansas CityW	34-20
Atlanta (58,502) at New OrleansW	31-21
Houston (45,522) at HoustonW	31-19
Washington (52,040) at New OrleansL	9-14
1985 (1-3)		
New England (27,014) at FoxboroW	32-20
Houston (53,491) at New OrleansL	20-23
Tampa Bay (49,337) at New OrleansL	10-14
San Diego (40,462) at San DiegoL	20-21
1986 (2-2)		
Denver (47,408) at DenverW	10-7
New England (54,364) at New OrleansL	34-38
Houston (38,617) at HoustonL	13-24
Kansas City (47,945)L	13-24

SAINTS ATTENDANCE

Year	COMBINED		HOME		ROAD	
	Total	Avg.	Total	Avg.	Total	Avg.
1967	890,405	63,600	528,242	75,463	362,163	51,738
1968	884,123*	63,151	519,426	74,203	364,697	52,100
1969	921,972	65,855	521,133	74,447	400,839	57,262
1970	843,342	60,238	483,234	69,033	360,108	51,444
1971	932,267	66,590	550,578	78,654	381,689	54,527
1972	880,545	62,896	467,686	66,812	412,859	58,980
1973	839,914	59,993	451,566	64,509	388,348	55,478
1974	829,873	59,277	452,236	64,605	377,637	53,948
1975	767,274	56,805	396,409	56,634	370,865	52,981
1976	714,135	51,010	359,631	51,376	354,504	50,643
1977	655,989	46,856	334,502	47,786	321,487	45,927
1978	850,418	53,151	457,607	57,201	392,811	49,101
1979	939,175	58,698	495,260	61,907	443,915	55,489
1980	808,612	50,538	385,815	48,227	422,797	52,850
1981	891,207	55,700	440,708	55,089	450,499	55,700
1982	467,978	51,988	255,726	51,145	212,252	53,063
1983	896,678	56,042	529,878	66,235	366,800	45,850
1984	884,258	55,266	472,625	59,078	411,633	51,454
1985	799,050	49,941	388,795	48,599	410,255	51,282
1986	874,303	54,644	463,611	57,951	410,692	51,644
1987	774,295	51,620	420,783	60,111	353,512	44,189
1988	965,179	60,324	531,156	66,395	434,023	54,253
1989	916,534	57,283	488,998	61,124	427,536	53,442
1990*	997,722	62,358	536,438	67,055	461,284	57,661
1991*	1,008,934	63,058	548,655	68,582	460,279	57,535
1992*	977,552	61,097	548,728	68,591	428,824	53,603
1993*	979,133	61,196	541,300	67,663	437,833	54,730
1994*	937,150	58,572	506,837	63,355	430,313	53,789
1995*	920,118	57,507	465,936	58,242	454,182	56,772
1996*	830,125	51,883	395,079	49,385	435,046	54,381
1997*	911,223	56,951	443,614	55,452	467,609	58,451
1998*	922,225	57,639	436,473	54,559	485,752	60,719
1999*	945,488	59,093	410,147	51,268	535,341	66,918

LARGEST HOME CROWDS

Year	Attendance	Opponent
1967	83,437	vs. Dallas 11-12 (Lost 10-27)
1968	84,278	vs. Dallas 11-26 (Won 27-24)
1969	80,636	vs. Dallas 11-3 (Lost 3-17)
1970	77,681	vs. Baltimore 10-19 (Lost 10-30)
1971	83,130	vs. Los Angeles 11-1 (Lost 17-30)
1972	70,793	vs. Minnesota 11-21 (Lost 10-23)
1973	74,770	vs. Kansas City 9-25 (Lost 17-20)#
1974	74,289	vs. Buffalo 11-4 (Won 13-0)
		vs. Miami 11-10 (Lost 0-21)
		vs. Minnesota 11-16 (Lost 7-20)
1975	61,497	vs. Dallas 9-19 (Lost 6-24)
1976	61,413	vs. Los Angeles 10-30 (Won 27-26)
1977	59,023	vs. Atlanta 11-12 (Lost 17-20)
1978	70,323	vs. Atlanta 9-2 (Lost 34-0 OT)
1979	70,940	vs. Atlanta 10-19 (Lost 14-41)
1980	62,651	vs. Pittsburgh 10-4 (Lost 6-20)
1981	64,758	vs. Tampa Bay 12-5 (Lost 10-13)
1982	61,709	vs. Los Angeles 12-18 (Lost 24-26)
1983	70,418	vs. Atlanta 9-2 (Lost 28-36)
1984	66,652	vs. Kansas City 9-8 (Lost 27-47)
1985	57,760	vs. Atlanta 9-7 (Lost 10-31)
1986	67,950	vs. Minnesota 1-3-88 (wild card)(Lost 10-44)
1987	69,546	vs. Dallas 10-3 (Won 20-17)#
1988	68,474	vs. Dallas 9-10 (Won 28-0)
1989	66,977	vs. Rams 12-31 (Won 20-17)#*
1990	68,647	vs. Atlanta 12-28 (wild card)(Lost 27-20)*
1991	68,794	vs. Philadelphia 1-3 (wild card)(Lost 36-20)*
1992	68,893	vs. Atlanta 10-24 (Lost 26-15)*
1993	69,043	vs. Green Bay 11-14 (Lost 19-17)*
1994	69,475	vs. Dallas 12-19 (Lost 24-16)*
1995	68,976	vs. San Francisco 9-3 (Lost 24-22)*
1996	60,966	vs. San Francisco 11-3 (Lost 24-17)*@
1997	65,760	vs. San Diego 9-7 (Lost 20-6)*
1998	65,065	vs. Dallas 12-6 (Won 22-3)*
1999	58,166	vs. Carolina 9-12 (Won 19-10)*

LARGEST ROAD CROWDS

Year	Attendance	Opponent
1967	62,670	vs. New York Giants 10-8 (Lost 21-27)
1968	71,025	vs. Cleveland 11-10 (Lost 17-35)
1969	68,282	vs. Dallas 11-9 (Lost 17-33)
1970	66,140	vs. Los Angeles 12-6 (Lost 16-34)
1971	73,610	vs. Los Angeles 12-5 (Lost 28-45)
1972	66,303	vs. Los Angeles 9-17 (Lost 14-34)
1973	70,358	vs. Los Angeles 11-11 (Lost 7-29)
1974	64,178	vs. Los Angeles 9-22 (Lost 0-24)
1975	60,771	vs. Los Angeles 10-26 (Lost 14-38)
1976	61,685	vs. Seattle 11-21 (Won 51-27)
1977	53,482	vs. Philadelphia 11-6 (Lost 7-28)
1978	57,920	vs. Philadelphia 11-19 (Lost 7-27)
1979	74,482	vs. Denver 11-4 (Lost 3-10)
1980	78,147	vs. Detroit 10-12 (Lost 13-24)
1981	76,059	vs. Cleveland 10-18 (Lost 17-20)
1982	64,506	vs. Dallas 12-19 (Lost 7-21)
1983	62,136	vs. Dallas 9-25 (Lost 20-21)
1984	63,739	vs. New York Giants 12-15 (Won 10-3)
1985	74,488	vs. Denver 9-15 (Lost 23-34)
1986	72,765	vs. New York Giants 9-28 (Lost 17-20)
1987	60,436	vs. San Francisco 11-15 (Won 26-24)
1988	63,569	vs. Seattle 10-18 (Won 20-19)
1989	70,037	vs. Buffalo 12-10 (Won 22-19)
1990	60,112	vs. San Francisco 12-23 (Won 13-10)
1991	74,816	vs. Kansas City 9-8 (Won 17-10)
1992	67,328	vs. Atlanta 9-20 (Won 10-7)
1993	66,500	vs. San Francisco 11-22 (Lost 42-7)
1994	64,445	vs. Denver 12-24 (Won 30-28)
1995	72,619	vs. New York Giants 9-24 (Lost 45-29)
1996	70,888	vs. Carolina 10-20 (Lost 19-7)
1997	68,891	vs. New York Giants 9-28 (Lost 14-9)
1998	73,216	vs. Miami 11-29 (Lost 30-10)
1999	77,982	vs. New York Giants 10-27 (Lost 3-31)

SAINTS PRESEASON RESULTS

Year	Result
1967 (5-1)	Result
Los Angeles (26,364) at Anaheim.....L	7-16
St. Louis (25,500) at Shreveport.....W	23-14
Pittsburgh (35,000) at Baton Rouge.....W	20-17
San Francisco (23,348) at Portland, Ore.....W	24-10
Miami (11,214) at Charleston, S.C.....W	20-17
Atlanta (67,486) at New Orleans.....W	27-14
1968 (2-4)	Result
Los Angeles (29,505) at Anaheim.....L	7-21
Boston (57,152) at New Orleans.....W	19-0
Houston (42,734) at Houston.....L	23-24
Cleveland (70,045) at New Orleans.....W	40-27
Atlanta (49,832) at Atlanta.....L	10-16
Minnesota (23,000) at Shreveport.....L	17-20
1969 (2-4)	Result
San Diego (31,683) at San Diego.....L	7-10
Denver (28,356) at Denver.....W	28-22
Pittsburgh (40,000) at Baton Rouge.....L	24-34
Atlanta (69,898) at New Orleans.....W	21-17
Houston (79,937) at New Orleans.....L	14-30
Detroit (30,312) at Detroit.....L	7-42
1970 (4-2)	Result
Minnesota (17,932) at Canton, Ohio.....W	14-13
Houston (46,223) at Houston.....W	19-10
Detroit (76,778) at New Orleans.....L	17-31
Boston (32,000) at Jackson, Miss.....W	26-20
N.Y. Jets (78,581) at New Orleans.....L	14-27
San Diego (63,904) at New Orleans.....W	20-14
1971 (0-6)	Result
Buffalo (35,758) at Buffalo.....L	10-14
Dallas (73,560) at Dallas.....L	21-36
Kansas City (70,459) at New Orleans.....L	7-27
San Diego (35,405) at San Diego.....L	7-22
Philadelphia (60,487) at New Orleans.....L	0-34
Houston (60,971) at New Orleans.....L	17-24
1972 (1-4-1)	Result
Philadelphia (53,372) at Philadelphia.....W	13-10
Buffalo (66,762) at New Orleans.....L	21-24
Dallas (81,070) at New Orleans.....L	7-30
San Diego (64,506) at New Orleans.....L	14-16
Pittsburgh (43,302) at Memphis.....L	7-56
Houston (44,571) at Houston.....T	14-14
1973 (1-5)	Result
Kansas City (67,216) at Kansas City.....L	6-12
Miami (80,050) at Miami.....L	13-14
Dallas (61,022) at Dallas.....L	14-24
New England (64,131) at New Orleans.....L	6-31
N.Y. Jets (67,434) at New Orleans.....L	17-28
Houston (62,339) at New Orleans.....W	16-10
1974 (3-3)	Result
Pittsburgh (45,339) at New Orleans.....L	7-26
Miami (41,524) at Miami.....L	20-45
New England (20,456) at Foxboro.....L	3-7
Dallas (56,563) at New Orleans.....W	16-7
N.Y. Jets (59,829) at New Orleans.....W	24-7
Houston (35,103) at Houston.....W	24-16
1975 (2-4)	Result
Houston (72,434) at New Orleans.....L	7-13
Denver (40,089) at New Orleans.....W	24-21
Miami (61,253) at New Orleans.....L	10-20
Baltimore (60,643) at New Orleans.....W	27-3
Pittsburgh (47,341) at Pittsburgh.....L	13-24
Cincinnati (48,453) at Cincinnati.....L	0-20

Year	Result
1976 (4-2)	Result
Pittsburgh (56,039) at New Orleans.....L	14-24
Houston (38,675) at Houston.....W	13-10
Buffalo (36,110) at Buffalo.....W	21-14
Baltimore (38,879) at Baltimore (OT).....W	26-20
Cincinnati (60,044) at New Orleans.....W	13-10
Miami (63,383) at New Orleans.....L	7-20
1977 (5-3)	Result
Chicago (55,163) at Chicago.....W	20-14
N.Y. Giants (49,900) at New Orleans.....W	23-7
Buffalo (66,282) at New Orleans.....W	20-17
N.Y. Jets (49,455) at New Orleans.....L	14-20
Miami (39,970) at Miami.....W	17-10
Houston (49,964) at New Orleans.....W	20-16
1978 (2-2)	Result
Philadelphia (30,000) at Mexico City.....W	14-7
Miami (54,105) at New Orleans.....L	17-31
Tampa Bay (49,042) at New Orleans.....L	3-14
Houston (49,554) at Houston.....W	17-3
1979 (1-3)	Result
Miami (44,704) at Miami.....L	7-14
Chicago (45,085) at New Orleans.....L	6-13
Tampa Bay (49,042) at Tampa.....L	7-14
Houston (54,469) at New Orleans.....W	10-7
1980 (1-3)	Result
St. Louis (57,923) at New Orleans.....W	17-13
Houston (43,376) at Houston.....L	17-20
Detroit (49,631) at Detroit.....L	17-40
Miami (50,635) at New Orleans.....L	0-20
1981 (3-1)	Result
Baltimore (46,792) at New Orleans.....W	24-23
Houston (67,562) at New Orleans.....W	27-7
Philadelphia (28,001) at Syracuse, N.Y.....L	6-37
Detroit (52,090) at New Orleans (OT).....W	20-17
1982 (1-3)	Result
Houston (44,599) at Houston.....L	20-22
Kansas City (46,585) at New Orleans.....W	6-3
Cleveland (55,689) at New Orleans.....L	17-20
Minnesota (59,810) at Minnesota.....L	21-24
1983 (3-2)	Result
Pittsburgh (23,909) at Canton, Ohio.....L	14-27
Tampa Bay (53,111) at Tampa.....L	17-20
Miami (38,735) at Miami.....W	19-17
Houston (60,430) at New Orleans.....W	20-13
N.Y. Jets (58,176) at New Orleans.....W	17-10
1984 (3-1)	Result
Kansas City (34,230) at Kansas City.....W	34-20
Atlanta (58,502) at New Orleans.....W	31-21
Houston (45,522) at Houston.....W	31-19
Washington (52,040) at New Orleans.....L	9-14
1985 (1-3)	Result
New England (27,014) at Foxboro.....W	32-20
Houston (53,491) at New Orleans.....L	20-23
Tampa Bay (49,337) at New Orleans.....L	10-14
San Diego (40,462) at San Diego.....L	20-21
1986 (2-2)	Result
Denver (47,408) at Denver.....W	10-7
New England (54,364) at New Orleans.....L	34-38
Houston (38,617) at Houston.....L	13-24
Kansas City (47,945) at New Orleans.....W	13-10

#ABC Monday Night Football Telecast; @ESPN Telecast
 *These figures represent tickets distributed for home games.
 NOTE: Largest Superdome audience was 72,434 for first preseason game of 1975 (Houston 13, New Orleans 7). Preseason attendance figures are unofficial.

1987 (3-1)	Result
Minnesota (52,884) at New Orleans	W 23-17
Houston (51,562) at New Orleans	L 13-16
Pittsburgh (46,770) at New Orleans	W 31-28
Cincinnati (46,289) at Cincinnati	W 26-14

1988 (2-2)	Result
Minnesota (47,624) at Minnesota	W 23-20
Phoenix (51,987) at Phoenix	W 33-28
Indianapolis (54,117) at Indianapolis	L 6-18
Pittsburgh (56,174) at New Orleans	L 28-31

1989 (1-3)	Result
Indianapolis (57,771) at New Orleans	L 7-31
Buffalo (48,512) at Buffalo	L 7-10
Cincinnati (51,150) at New Orleans	W 27-10
Washington (56,181) at New Orleans	L 21-26

1990 (4-1)	Result
L.A. Raiders (63,106) at London	W 17-10
Minnesota (48,154) at Minnesota	W 13-10
Green Bay (47,848) at Madison, Wis.	L 13-27
Buffalo (51,959) at New Orleans	W 28-23
Indianapolis (54,796) at New Orleans	W 17-14

1991 (2-2)	Result
Minnesota (58,953) at New Orleans	W 18-3
Green Bay (55,730) at New Orleans	W 31-20
Indianapolis (50,896) at Indianapolis	L 28-34
Miami (44,099) at Miami	L 24-28

1992 (3-1)	Result
Chicago (53,846) at Chicago	W 34-31
Pittsburgh (61,671) at New Orleans	W 26-0
Houston (61,194) at New Orleans	L 3-33
Miami (60,021) at Baltimore, Md.	W 17-3

1993 (4-1)	Result
Philadelphia (49,363) at Tokyo, Japan	W 28-16
Houston (40,308) at San Antonio, Texas	W 37-28
Green Bay (59,523) at Madison, Wis.	W 26-17
Chicago (61,149) at New Orleans	W 20-14
Detroit (60,700) at New Orleans	L 16-17

1994 (1-3)	Result
New England (37,800) at Foxboro	L 6-24
Minnesota (46,067) at Minnesota	L 17-21
Green Bay (54,714) at New Orleans	L 10-13
Dallas (57,281) at New Orleans	W 28-10

1995 (1-3)	Result
Green Bay (49,071) at Madison, Wis.	L 17-27
N.Y. Giants (54,416) at New York	L 13-14
Seattle (38,228) at New Orleans	L 19-24
Detroit (38,073) at New Orleans	W 24-10

1996 (3-2)	Result
Indianapolis (23,376) at Canton, Ohio	L 3-10
Detroit (35,782) at Detroit	W 23-22
Kansas City (65,710) at Kansas City	L 6-42
Chicago (35,246) at New Orleans	W 31-21
Minnesota (35,728) at New Orleans	W 16-13

1997 (3-1)	Result
Tennessee (22,811) at Memphis	W 21-12
Kansas City (55,211) at New Orleans	W 26-7
Oakland (36,771) at Oakland	L 18-16
Chicago (58,656) at Chicago	W 13-7

1998 (1-3)	Result
Green Bay (60,080) at Green Bay	L 7-31
Denver (70,937) at Denver	L 10-17
Tennessee (46,069) at New Orleans	L 24-26
Tampa Bay (43,774) at New Orleans	W 10-6

1999 (2-2)	Result
Miami (59,972) at Miami	W 26-14
Indianapolis (41,788) at New Orleans	L 7-37
Green Bay (53,074) at New Orleans	L 17-38
Tennessee (63,634) at Nashville	W 12-11

ALL-TIME PRESEASON RECORD

Team	W	L	T	Pct.	Team	W	L	T	Pct.
Arizona	3	0	0	1.000	Miami	5	8	0	.385
Atlanta	3	1	0	.750	Minnesota	6	3	0	.667
Baltimore	0	0	0	.000	New England	3	4	0	.429
Buffalo	3	3	0	.500	NY Giants	1	1	0	.500
Carolina	0	0	0	.000	NY Jets	2	3	0	.400
Chicago	5	1	0	.833	Oakland	1	1	0	.500
Cincinnati	3	1	0	.750	Philadelphia	3	2	0	.600
Cleveland	1	1	0	.500	Pittsburgh	3	7	0	.300
Dallas	2	3	0	.400	St. Louis	0	2	0	.000
Denver	3	1	0	.750	San Diego	1	4	0	.200
Detroit	3	4	0	.429	San Francisco	1	0	0	1.000
Green Bay	2	5	0	.286	Seattle	0	1	0	.000
Indianapolis	4	5	0	.444	Tampa Bay	1	4	0	.200
Jacksonville	0	0	0	.000	Tennessee	13	11	1	.520
Kansas City	4	3	0	.571	Washington	0	2	0	.000

33-YEAR ALL-TIME TOTALS (Preseason only)

	W	L	T	Pct.
Totals	76	81	1	.481

SAINTS 1998 STATISTICS

WON 6, LOST 10		at St. Louis	
9/6	W 24-17	56,943	
9/13	W 19-14	51,915	
9/27	W 19-13	48,480	
10/4	L 0-31	OT at Indianapolis	
10/11	L 27-30	New England	
10/18	L 23-31	San Francisco	
10/25	W 9-3	at Atlanta	
11/1	L 17-31	Tampa Bay	
11/8	L 24-31	at Carolina	
11/15	W 24-3	at Minnesota	
11/22	L 20-31	St. Louis	
11/29	L 10-30	at San Francisco	
12/6	W 22-3	at Miami	
12/13	L 17-27	Dallas	
12/20	L 17-19	at Arizona	
12/27	L 33-45	Buffalo	

TOTAL FIRST DOWNS		N.O.	OPP.
Rushing	326	326	
Passing	67	86	
Penalty	165	208	
3rd Down: Made/Att	26/32	32/32	
3rd Down: Pct.	77/215	99/226	
4th Down: Made/Att	35/8	43/8	
4th Down: Pct.	4/9	4/9	
POSSSESSION	35.3	44.4	
TOTAL NET YARDS	28.03	31.57	
Avg. Per Game	446.3	566.8	
Total Plays	278.9	354.3	
Avg. Per Play	4.6	10.53	
NET YARDS RUSHING	1325	1700	
Avg. Per Game	82.8	106.3	
NET YARDS PASSING	374	467	
Avg. Per Game	31.38	39.68	
Sacked/Yards Lost	196.1	248.0	
Gross Yards	57/376	47/288	
Att./Completions	535/27.8	539/328	
Had Interced	52.0	60.9	
PUNTS/AVERAGE	19	21	
NET PUNTING AVG.	90/45.4	75/43.5	
PENALTIES/YARDS	90/35.8	75/36.7	
FUMBLES/BALL LOST	12/1928	132/1164	
TOUCHDOWNS	24/11	24/11	
Rushing	35	40	
Passing	6	13	
Returns	19	24	
	10	3	

SCORE BY PERIODS		Q1	Q2	Q3	Q4	OT	PTS.
SAINTS	50	125	41	83	6		305
OPP.	74	126	74	85	0		359

TD		-Ru	-Pa	-RT	PAT	FG	S	PTS.
Brien	0	0	0	0	31/31	20/22	0	91
Cleeland	6	0	6	0	0	0	0	36
Craver	5	2	2	1	0	0	0	30
Bech	3	0	3	0	0	0	0	18
Hastings	3	0	3	0	0	0	0	18
L. Smith	3	1	2	0	0	0	0	18
Knight	2	0	0	0	0	0	0	12
Poole	2	0	2	0	0	0	0	12
Collins LG	1	1	0	0	0	0	0	8
Collins TM	1	1	0	0	0	0	0	8
T. Davis	1	1	0	0	0	0	0	6
Dawkins	1	0	1	0	0	0	0	6
Drakeford	1	0	1	0	0	0	0	6
Fields	1	0	1	0	0	0	0	6
J. Johnson	1	0	1	0	0	0	0	6
Kelly	1	0	0	1	0	0	0	6
Kel. Mitchell	1	0	0	1	0	0	0	6
Robbins	1	0	0	1	0	0	0	6
Weary	1	0	0	1	0	0	0	6
Zellers TM	1	0	0	1	0	0	0	6
Martin	0	0	0	0	0	0	0	0
Wuerffel	0	0	0	0	0	1	2	2
TEAM	35	6	19	10	31/31	20/22	2	0
OPP.	40	13	24	3	39/39	26/33	0	359

2 Pt. Conv.: Collins (LG), TEAM 0-3, OPP. 1-1.

SACKS: Glover 10.0, J. Johnson 7.0, Fields 6.0, Tomich 6.0, Martin 3.0, Kei. Mitchell 2.5, Kev. Mitchell 2.5, Cherry 2.0, Cota 2.0, Hewitt 2.0, Aleaga 1.0, Bordano 1.0, Robbins 1.0, Wilson 1.0.

SAINTS OPPONENTS: 47.0

OPPONENTS: 57.0

Brien: (36G) (46G, 56G) (22G, 20G) (21G, 37G) () () (46G, 50G, 41G) (49G) (20G) (26G) (47G, 53N, 22G) (43G) (53G, 53G) (36G) (28G, 54B) (27G, 32G, 34G) (33G) (49G, 33G) (51N, 21G, 38G, 46G, 36G) (35G)

PASSING	Att.	Cmp	Yds	Cmp%	Yds/Att	TD	TD%	Int	Int%	Long	Sack/Lost	Rating
Collins LG	353	170	2213	48.2	6.27	12	3.4	15	4.2	89	31/191	62.0
Collins TM	191	94	1202	49.2	6.29	4	2.1	10	5.2	89	21/140	54.5
Tolliver	199	110	1427	55.3	7.17	6	3.0	4	2.0	82	11/88	83.1
Wuerffel	119	62	695	52.1	5.84	5	4.2	0	0.0	64	23/131	66.3
Hubert	23	11	170	47.8	7.39	1	4.3	0	0.0	35	2/17	87.2
L. Smith	2	1	20	50.0	10.0	1	50.0	0	0.0	20	0/0	125.0
Craver	1	0	0	0.0	0.0	0	0.0	0	0.0	0	0/0	0.0
TEAM	535	278	3514	52.0	6.57	19	3.6	19	3.6	89	57/376	69.8
OPPONENTS	539	328	4256	60.9	7.90	24	4.5	21	3.9	81	47/288	84.1

RUSHING		No.	Yds.	Avg.	Long	TD
L. Smith	138	457	3.3	33	1	
Craver	45	180	4.0	25	2	
Zellers TM	56	162	2.9	16	1	
Collins LG	30	153	5.1	20	1	
Collins TM	23	113	4.9	20	1	
T. Davis	55	143	2.6	14	1	
Perry	30	122	4.1	19	0	
Wuerffel	11	60	5.5	18	0	
Tolliver	11	43	3.9	16	0	
Hastings	3	32	10.7	16	0	
Hubert	2	13	6.5	14	0	
TEAM	374	1325	3.5	33	6	
OPP.	467	1700	3.6	61	13	

RECEIVING		No.	Yds.	Avg.	Long	TD
Cleeland	54	684	12.7	53	6	
Dawkins	53	823	15.5	64	1	
Hastings	35	455	13.0	89	2	
Craver	33	214	6.5	49	3	
Poole	24	509	21.2	82	3	
L. Smith	24	249	10.4	35	2	
T. Davis	16	99	6.2	19	0	
Bech	14	264	18.9	72	3	
Guliford	10	124	12.4	24	0	
Zellers TM						

SAINTS 1997 STATISTICS

WON 6, LOST 10

8/31	L	24-38	at St. Louis	64,575
9/7	L	6-20	San Diego	65,760
9/14	L	7-33	at San Francisco	61,838
9/21	W	35-17	Detroit	50,016
9/28	L	9-14	at New York Giants	68,891
10/5	W	20-17	at Chicago	58,865
10/12	L	17-23	Atlanta	65,619
10/19	L	0-13	Carolina	50,963
10/26	L	0-23	San Francisco	60,443
11/9	W	13-10	at Oakland	40,091
11/16	W	20-17	OT Seattle	50,493
11/23	L	3-20	at Atlanta	48,620
11/30	W	16-13	at Carolina	57,957
12/7	L	27-34	St. Louis	54,803
12/14	W	27-10	Arizona	45,517
12/21	L	13-25	at Kansas City	66,772

	N.O.	OPP.
TOTAL FIRST DOWNS	229	280
Rushing	78	95
Passing	127	168
Penalty	24	17
3rd Down: Made/Att.	54/207	102/252
3rd Down: Pct.	40.5	40.5
4th Down: Made/Att.	14/22	7/12
4th Down: Pct.	63.6	58.3
POSSESSION AVG.	27.47	32.13
TOTAL NET YARDS	4045	4645
Avg. Per Game	252.8	290.3
Total Plays	925	1073
Avg. Per Play	4.4	4.3
NET YARDS RUSHING	1461	1764
Avg. Per Game	91.3	110.3
Total Rushes	417	496
NET YARDS PASSING	2584	2881
Avg. Per Game	161.5	180.1
Sacked/Yards Lost	50/317	59/408
Gross Yards	2901	3289
Att./Completions	458/228	518/293
Completion Pct.	49.8	56.6
Had Intercepted	33	16
PUNTS/AVERAGE	88/45.9	92/39.9
NET PUNTING AVG.	88/34.9	92/33.0
PENALTIES/YARDS	101/811	110/895
FUMBLES/BALL LOST	34/22	31/15
TOUCHDOWNS	24	35
Rushing	9	11
Passing	13	21
Returns	2	3

SCORE BY PERIODS

	Q1	Q2	Q3	Q4	OT	PTS.
SAINTS	22	76	38	98	3	237
OPP.	70	107	51	99	0	327

SCORING

	TD	Ru	Pa	RT	PAT	FG	S	PTS.
Brien	0	0	0	0	22/22	23/27	0	91
Hastings	5	0	0	0	0	0	0	32
Bates	4	4	0	0	0	0	0	24
Zellers	4	4	0	0	0	0	0	24
Guliford	2	0	1	1	0	0	0	12
Hill	2	0	2	0	0	0	0	12
Poole	2	0	0	0	0	0	0	12
Farquhar	1	0	1	0	0	0	0	6
Fields	1	0	1	0	0	0	0	6
Hobbs TM	1	0	1	0	0	0	0	6
Shuler	1	1	0	0	0	0	0	6
I. Smith	1	0	1	0	0	0	0	6
TEAM	24	9	13	2	22/22	23/27	0	237
OPP.	35	11	21	3	33/33	28/36	0	327

2 Pt. Conv.: Hastings, TEAM 1-2, OPP. 0-2
SACKS: Martin 10.5, J. Johnson 8.5, Fields 8.0, Glover 6.5, B. Smith 5.0, Mitchell 4.0, Molden 4.0, Mickell 3.5, Harvey 3.0, Tubbs 2.5, Sagapolutele 2.0, Tomich 1.0, Dixon 0.5.
SAINTS59.0
OPPONENTS50.0

Brien: (31G, 53G, 46G) (37G, 31G) () (50S, 48WR) (36G, 32G, 39G) (38G, 48G) (35G) () () (48G, 44G) (19G, 38G) (22G, 42B) (50G, 51G, 45G) (49G, 53G) (20G, 33G) (41N) **OPPONENTS:** (36N, 36G) (37G, 34G) (43G, 22G, 40G, 38G) (47G) (40N) (23G) (25G, 32G, 55G) (25G, 23G) (36G, 51G, 29G) (43G) (38G, 33N, 45N) (43N, 43G, 22G) (44G, 36G, 31G) (45N, 37G, 34G, 48N) (30G) (30G, 25G)

PASSING

	Att.	Cmp	Yds	Cmp%	Yds/Att	TD	TD%	Int	Int%	Long	Sack/Lost	Rating
Shuler	203	106	1283	52.2	6.34	2	1.0	14	6.9	89t	21/132	46.8
Hobert LG	161	78	1024	48.4	6.36	6	3.7	10	6.2	49	6/36	55.5
Hobert TM	131	61	891	46.6	6.80	6	4.6	8	6.1	49	4/29	59.0
Wuerffel	91	42	518	46.2	5.69	4	4.4	8	8.8	47	18/116	42.3
Nussmeier	32	18	183	56.3	5.72	0	0.0	3	9.4	24	6/32	33.7
Bates	1	1	21	100.0	21.00	1	100.0	0	0.0	21t	0/0	158.3
Hill	0	0	0	0	0	0	0	0	0	0	0/18	0
TEAM	468	228	2901	49.8	6.33	13	2.8	33	7.2	89t	50/317	49.4
OPPONENTS	518	293	3289	56.6	6.35	21	4.1	16	3.1	52	59/408	76.3

RUSHING

	No.	Yds.	Avg.	Long	TD
Zellers	156	552	3.5	27	4
Bates	119	440	3.7	74t	4
T. Davis	75	271	3.6	20	0
Hobert LG	14	43	3.1	15	0
Hobert TM	12	36	3.0	8	0
Shuler	22	38	1.7	8	1
Hastings	4	35	8.8	27	0
Nussmeier	8	30	3.8	15	0
Wuerffel	6	26	4.3	10	0
McCrary	8	15	1.9	8	0
Hill	1	11	11.0	11	0
Bender	5	9	1.8	6	0
Guliford	1	-2	-2.0	-2	0
TEAM	417	1461	3.5	74t	9
OPP.	496	1764	3.6	50	11

RECEIVING

	No.	Yds.	Avg.	Long	TD
Hill	55	761	13.8	89t	2
Hastings	48	722	15.0	39	5
Zellers	31	263	8.5	38	0
Guliford	27	362	13.4	47	1
Farquhar	17	253	14.9	42	1
I. Smith	17	180	10.6	25	1
T. Davis	13	85	6.5	18	0
Bates	5	42	8.4	15	0
Poole	4	98	24.5	49	2
Twyner LG	4	45	11.3	16	0
McCrary	4	17	4.3	11	0
Bech	3	50	16.7	22	0
Harper LG	2	65	32.5	52	0
Hobbs TM	2	41	20.5	21	1
Savoie	1	14	14.0	14	0
T. Johnson	1	13	13.0	13	0
TEAM	228	2901	12.7	89t	13
OPP.	293	3289	11.2	52	21

INTERCEPTIONS

	No.	Yds.	Avg.	Long	TD
Knight	5	75	15.0	39	0
Newman	3	19	6.3	17	0
Washington	2	30	15.0	30	0
Allen	2	27	27.0	27	0
Tubbs	2	21	10.5	15	0
Kelly	1	15	15.0	15	0
Harvey	1	7	7.0	7	0
TEAM	16	194	12.1	39	0
OPP.	33	342	10.4	44t	1

KICKOFF RETURNS

	No.	Yds.	Avg.	Long	TD
Guliford	43	1128	26.2	102t	1
T. Davis	9	173	19.2	29	0
Twyner LG	4	72	18.0	24	0
Bech	3	47	15.7	30	0
McCrary	2	26	13.0	15	0
Tomich	1	0	0.0	0	0
TEAM	58	1374	23.7	102t	1
OPP.	51	1139	22.3	59	0

PUNT RETURNS

	Ret	FC	Yds	Avg	Long	TD
Guliford	47	26	498	10.6	32	0
Hastings	1	0	-2	-2.0	-2	0
TEAM	48	26	496	10.3	32	0
OPP.	50	14	706	14.1	82t	1

PUNTING

	No.	Yds	Avg	Net	TB	In	Lg	B
Royals	88	4308	45.9	34.9	13	21	66	0
TEAM	88	4308	45.9	34.9	13	21	66	0
OPP.	92	3668	39.9	33.0	7	27	62	1

FIELD GOALS

	20-29	30-39	40-49	50+	
Brien	1/1	2/2	10/10	6/9	4/5
TEAM	1/1	2/2	10/10	6/9	4/5
OPP.	0/0	8/9	12/14	6/11	2/2

WON 3, LOST 13

9/1	L	11-27	at San Francisco	63,970
9/8	L	20-22	Carolina	43,288
9/15	L	15-30	at Cincinnati	45,412
9/22	L	14-28	Arizona	34,316
9/29	L	10-17	at Baltimore Ravens	61,063
10/6	W	17-13	Jacksonville	34,231
10/13	W	27-24	Chicago	43,512
10/20	L	7-19	at Carolina	70,888
11/03	L	17-24	San Francisco	53,297
11/10	L	14-31	Houston	34,121
11/17	L	15-17	at Atlanta	43,119
11/24	L	7-13	at Tampa Bay	40,203
12/1	L	10-26	St. Louis	26,310
12/8	L	15-31	Atlanta	32,923
12/15	W	17-3	at New York Giants	52,530
12/21	L	13-14	at St. Louis	57,681

TOTAL FIRST DOWNS232

Rushing77
 Passing135
 Penalty20

3rd Down: Made/Att.65/207
 3rd Down: Pct.31.4
 4th Down: Made/Att.6/19
 4th Down: Pct.31.6

POSSESSION AVG.27.33
TOTAL NET YARDS4206
 Avg. Per Game262.9
 Total Plays1027
 Avg. Per Play4.6

NET YARDS RUSHING1308
 Avg. Per Game81.8
 Total Rushes386
NET YARDS PASSING2898
 Avg. Per Game177.1
 Sacked/Yards Lost22/171
 Gross Yards3069
 Att./Completions515/295
 Completion Pct.57.4
 Had Intercepted17

PUNTS/AVERAGE87/40.8
NET PUNTING AVG.87/32.5
PENALTIES/YARDS114/853
FUMBLES/BALL LOST30/20
TOUCHDOWNS24
 Rushing10
 Passing13
 Returns1

SCORE BY PERIODS

	Q1	Q2	Q3	Q4	OT	PTS.
SAINTS	42	58	38	91	0	229
OPP.	80	105	78	76	0	339

SCORING

	TD	Ru	Pa	RT	PAT	FG	S	PTS.
Brien	0	0	0	0	18/18	21/25	0	81
Haynes	4	0	4	0	0	0	0	26
Bates	4	4	0	0	0	0	0	24
Zellers	4	4	0	0	0	0	0	24
Jeffres	3	0	3	0	0	0	0	18
Small	3	1	2	0	0	0	0	18
Neal	2	1	1	0	0	0	0	12
DeRamus	1	0	1	0	0	0	0	6
Guess	1	0	1	0	0	0	0	6
T. Johnson	1	0	1	0	0	0	0	6
B. Jones	1	0	1	0	0	0	0	6
Wilmsmeyer	0	0	0	1	0	0	0	2
TEAM	24	10	13	1	18/18	21/25	0	229
OPP.	34	11	22	1	32/32	33/42	0	339

2 Pt. Conv.: Haynes, Wilmsmeyer, TEAM 2-6, OPP. 2-2
SACKS: Martin 11.0, J. Johnson 7.5, Turnbull 6.5, Mickell 3.0, Broughton 2.0, Fields 2.0, Harvey 2.0, Molden 2.0, B. Smith 2.0, Robbins 1.0, Stokes 1.0, Tubbs 1.0
SAINTS41.0
OPPONENTS22.0

Brien: (35G) (48G, 43G) (51G, 37G, 25G) () (23G, 38N) (27G) (34G, 54G) () (37G) (29G, 49G) (42G, 37G, 30G) () (30G, 48N) (34G, 41B) (53N, 51G) (43G, 35G) **OPPONENTS:** (29G, 29G) (51G, 22G, 29G, 51G, 23G) (33G, 21G, 35G, 37N) (25G, 27G) (38G, 48N, 49N) (48N, 36G, 19G) (28G, 32N) (23G, 52N, 40G, 26G, 39G) (34G, 35G, 27G) (25G) (55N, 38G, 52N, 52N) (43G, 38G) (35G, 32G, 49G, 27G) (33G) (30G) ()

PASSING

	Att.	Cmp	Yds	Cmp%	Yds/Att	TD	TD%	Int	Int%	Long	Sack/Lost	Rating
Everett	464	267	2797	57.5	6.03	12	2.6	16	3.4	54	19/154	63.4
Nussmeier	50	28	272	56.0	5.44	1	2.0	0	0.0	0	0/0	69.8
Hunter LG	1	0	0	0.0	0.00	0	0.0	0	0.0	0	0/0	39.6
Hunter TM	1	0	0	0.0	0.00	0	0.0	0	0.0	0	0/0	39.6
TEAM	515	295	3069	57.3	5.96	13	2.5	17	3.3	57t	22/171	69.3
OPPONENTS	465	267	3117	57.4	6.70	22	4.7	12	2.6			

SAINTS 1995 STATISTICS

WON 7, LOST 9			
9/3	L	22-24	San Francisco 66,627
9/10	L	13-17	at St. Louis 59,335
9/17	L	24-27	OT Atlanta 57,442
9/24	L	29-45	at New York Giants 72,619
10/1	L	10-15	Philadelphia 43,938
10/15	W	33-30	Miami 55,628
10/22	L	3-20	at Carolina 55,484
10/29	W	11-7	at San Francisco 65,272
11/5	W	19-10	St. Louis 43,120
11/12	W	17-14	Indianapolis 44,122
11/19	L	24-43	at Minnesota 58,108
11/26	W	34-26	Carolina 39,580
12/3	W	31-17	at New England 59,876
12/10	L	14-19	at Atlanta 54,603
12/16	L	23-34	Green Bay 50,132
12/24	W	12-0	at New York Jets 28,885

TOTAL FIRST DOWNS		N.O.	OPP.
Rushing	294	294	320
Passing	202	107	195
Penalty	17	18	17
3rd Down: Made/Att.	91/215	43.7	97/222
4th Down: Made/Att.	5/11	8/13	42.3
4th Down: Pct.	45.5	61.5	45.5
POSESSION AVG.	28.15	31.45	28.15
TOTAL NET YARDS	5178	347.6	5561
Avg. Per Game	323.6	1056	323.6
Total Plays	984	5.3	1838
Avg. Per Play	5.3	114.9	469
NET YARDS RUSHING	1390	383	1149
Avg. Per Game	86.9	3723	469
Total Rushes	383	232.7	232.7
NET YARDS PASSING	3788	44/275	3788
Avg. Per Game	236.8	543/329	236.8
Sacked/Yards Lost	28/214	60.6	28/214
Gross Yards	4002	60.6	4002
Att./Completions	573/349	17	573/349
Completion Pct.	60.9	66/41.8	60.9
Had Intercepted	14	66/35.6	14
PUNTS/AVERAGE	74/40.1	66/688	74/40.1
NET PUNTING AVG.	74/35.6	109/830	74/35.6
PENALTIES/YARDS	66/688	19/11	66/688
FUMBLES/BALL LOST	19/11	38	19/11
TOUCHDOWNS	38	13	38
Rushing	11	23	11
Passing	26	2	26
Returns	1	2	1

SCORE BY PERIODS						
SAINTS	Q1	Q2	Q3	Q4	OT	PTS.
OPP.	61	75	74	109	0	319
SAINTS	71	132	81	61	3	348

SCORING									
TD	-Ru	-Pa	-RT	PAT	FG	S	PTS.		
Brien LG	0	0	0	0	35/35	19/29	0	92	
Brien TM	0	0	0	0	16/16	12/17	0	52	
Early	8	0	0	0	0	0	0	48	
Bates	7	7	0	0	0	0	0	42	
Small	6	1	5	0	0	0	0	36	
Lohmiller	0	0	0	0	11/13	8/14	0	35	
Walls	4	0	4	0	0	0	0	24	
Haynes	4	0	4	0	0	0	0	26	
Smith	3	0	3	0	0	0	0	20	
Brown	2	1	1	0	0	0	0	12	
Zellars	2	2	0	0	0	0	0	12	
Lumpkin	1	0	0	1	0	0	0	6	
Neal	1	0	1	0	0	0	0	6	
TEAM	38	11	26	1	27/29	20/31	0	319	
OPP.	38	13	23	2	33/33	27/35	0	348	

2 Pt. Conv.: Smith, Walls, TEAM 2-9, OPP. 3-5
SACKS: Martin 13.0, Turnbull 7.0, Joe Johnson 5.5, Dixon 4.0, Porter 3.0, Broughton 2.0, Harvey 2.0, McIntosh LG 2.0, Stanley 2.0, Goff 1.5, Fields 1.0, B. Jones 1.0, Legette 1.0, Tubbs 1.0
SAINTS44.0
OPPONENTS28.0

PASSING												
Everett	567	345	3970	60.8	7.00	26	4.6	14	2.5	70t	27/210	87.0
Hodson	5	3	14	60.0	2.80	0	0.0	0	0.0	9	0/0	64.6
Wilmsmeyer	1	1	18	100.0	18.0	0	0.0	0	0.0	18	0/0	118.8
Small	0	0	0	0	0	0	0	0	0	0	0/0	14
TEAM	573	349	4002	60.9	6.98	26	4.5	14	2.4	70t	28/214	86.9
OPPONENTS	543	329	3998	60.6	7.36	23	4.2	17	3.1	77t	44/275	84.3

RUSHING					
Bates	No.	Yds.	Avg.	Long	TD
Zellars	50	162	3.2	11	2
Brown	49	159	3.2	35t	1
Small	6	75	12.5	44t	1
Everett	24	42	1.8	9	0
Neal	5	3	0.6	3	0
Ned	3	1	0.3	5	0
Early	2	-3	-1.5	9	0
TEAM	383	1390	3.6	66t	11
OPP.	469	1838	3.9	51	13

RECEIVING					
Early	No.	Yds.	Avg.	Long	TD
Walls	57	694	12.2	29	4
Smith	45	466	10.4	43	3
Haynes	41	597	14.6	48	4
Small	38	461	12.1	32t	5
Brown	35	266	7.6	19	1
Bates	18	114	6.3	26	0
Neal	12	123	10.3	69t	1
Zellars	7	33	4.7	9	0
DeRamus	6	76	12.7	27	0
Rhem	4	50	12.5	20	0
Ned	3	9	3.0	9	0
Newman	1	18	18.0	18	0
Botkin	1	8	8.0	8	0
TEAM	349	4002	11.5	70t	26
OPP.	329	3998	12.2	77t	23

INTERCEPTIONS					
Spencer	No.	Yds.	Avg.	Long	TD
Allen	4	11	2.8	8	0
Hughes	2	28	14.0	28	0
Dixon	2	19	9.5	19	0
Pahukoa	2	12	6.0	12	0
Lumpkin	1	47	47.0	47t	1
Legette	1	43	43.0	43	0
Martin	1	12	12.0	12	0
Tubbs	1	6	6.0	6	0
McCleskey	1	0	0.0	0	0
TEAM	17	195	11.5	47t	1
OPP.	14	273	19.5	80	2

KICKOFF RETURNS					
Hughes	No.	Yds.	Avg.	Long	TD
Neal	2	28	14.0	16	0
Ned	2	33	16.5	19	0
McCleskey	1	0	0.0	0	0
Smith	1	6	6.0	6	0
Walls	1	6	6.0	6	0
TEAM	73	1690	23.2	83	0
OPP.	68	1348	19.8	62	0

PUNT RETURNS						
Hughes	Ret	FC	Yds	Avg	Long	TD
Legette	1	0	6	6.0	6	0
Buck	0	1	0	0	0	0
TEAM	29	23	268	9.2	74	0
OPP.	36	22	233	6.5	33	0

PUNTING									
Wilmsmeyer	No.	Yds	Avg	Net	TB	In	Lg	B	
TEAM	73	2965	40.6	35.6	5	21	53	1	1
OPP.	66	2756	41.8	35.6	7	24	61	0	0

FIELD GOALS									
Brien LG	1-19	20-29	30-39	40-49	50+				
Brien TM	0/0	8/8	4/7	6/12	1/2				
Lohmiller	0/0	4/4	4/6	4/6	0/1				
TEAM	0/0	4/6	3/4	0/2	1/2				
OPP.	0/0	8/10	7/10	4/8	1/3				

WON 7, LOST 9			
9/4	L	17-30	Kansas City 69,362
9/11	L	24-38	Washington 58,049
9/18	W	9-7	at Tampa Bay 45,522
9/25	L	13-24	at San Francisco 63,971
10/2	W	27-22	New York Giants 55,076
10/9	L	7-17	at Chicago 63,822
10/16	L	22-36	San Diego 50,565
10/23	W	37-34	L.A. Rams 47,908
11/6	L	20-21	at Minnesota 57,564
11/13	W	33-32	Atlanta 60,313
11/20	L	19-24	at Los Angeles Raiders 41,722
11/28	L	14-35	San Francisco 61,304
12/4	W	31-15	at L.A. Rams 34,960
12/11	W	29-20	at Atlanta 61,307
12/19	L	16-24	Dallas 67,323
12/24	W	30-28	at Denver 64,445

TOTAL FIRST DOWNS		N.O.	OPP.
Rushing	308	308	337
Passing	78	106	208
Penalty	203	27	23
3rd Down: Made/Att.	71/199	35.7	91/210
4th Down: Pct.	35.7	43.3	35.7
4th Down: Made/Att.	8/16	50.0	57.9
POSESSION AVG.	29.04	30.56	29.04
TOTAL NET YARDS	5182	5659	5182
Avg. Per Game	323.9	348.1	323.9
Total Plays	966	1053	966
Avg. Per Play	5.4	5.3	5.4
NET YARDS RUSHING	1336	1758	1336
Avg. Per Game	83.5	109.8	83.5
Total Rushes	373	458	373
NET YARDS PASSING	3846	3811	3846
Avg. Per Game	240.4	238.2	240.4
Sacked/Yards Lost	24/181	36/196	24/181
Gross Yards	4027	4007	4027
Att./Completions	569/366	559/353	569/366
Completion Pct.	64.3	63.1	64.3
Had Intercepted	18	17	18
PUNTS/AVERAGE	67/43.6	60/42.6	67/43.6
NET PUNTING AVG.	67/33.5	60/37.4	67/33.5
PENALTIES/YARDS	88/678	105/922	88/678
FUMBLES/BALL LOST	22/14	28/14	22/14
TOUCHDOWNS	38	45	38
Rushing	11	10	11
Passing	22	28	22
Returns	5	7	5

SCORE BY PERIODS						
SAINTS	Q1	Q2	Q3	Q4	OT	PTS.
OPP.	42	132	77	97	0	348
SAINTS	82	120	83	122	0	407

SCORING									
TD	-Ru	-Pa	-RT	PAT	FG	S	PTS.		
Andersen	0	0	0	0	32/32	28/39	0	116	
Bates	6	6	0	0	0	0	0	36	
Small	5	0	5	0	0	0	0	32	
Haynes	5	0	5	0	0	0	0	30	
Walls	4	0	4	0	0	0	0	26	
Brown	4	3	1	0	0	0	0	24	
Early	4	0	4	0	0	0	0	24	
Hughes	4	0	0	4	0	0	0	24	
Smith	3	0	3	0	0	0	0	18	
Muster	1	1	0	0	0	0	0	6	
Neal	1	0	0	1	0	0	0	6	
J. Williams	1	0	0	1	0	0	0	6	
TEAM	38	11	22	5	32/32	28/39	0	348	
OPP.	45	10	28	7	41/41	30/37	0	407	

2 Pt. Conv.: Small, Walls, TEAM 2-6, OPP. 3-4
SACKS: Conner 10.5, Martin 10.0, Turnbull 6.5, Warren 4.0, J. Johnson 1.0, Buck 1.0, Legette 1.0, Mills 1.0, Tubbs 1.0
SAINTS36.0
OPPONENTS24.0

PASSING												
Everett	Att.	Cmp	Yds	Cmp%	Yds/Att	TD	TD%	Int	Int%	Long	Sack/Lost	Rating
W. Wilson	540	346	3855	64.1	7.14	22	4.1	18	3.3	78t	21/164	84.9
Barnhardt	28	20	172	71.4	6.14	0	0.0	0	0.0	16	3/17	87.2
TEAM	569	366	4027	64.3	7.08	22	3.9	19	3.2	78t	24/181	84.9
OPPONENTS	559	353	4007	63.1	7.17	28	5.0	17	3.0	59	16/196	84.9

SAINTS 1994 STATISTICS

RUSHING					
Bates	No.	Yds.	Avg.	Long	TD
Brown	151	579	3.8	40	6
Neal	146	489	3.3	16	3
Haynes	30	90	3.0	12	1
N					

SAINTS 1993 STATISTICS

WON 8, LOST 8

9/5 W	33-21	Houston	69,029
9/12 W	34-31	at Atlanta	64,287
9/19 W	14-3	Detroit	69,039
9/26 W	16-13	San Francisco	69,041
10/3 W	37-6	at L.A. Rams	50,709
10/17 L	14-37	at Pittsburgh	56,056
10/24 L	15-26	Atlanta	69,043
10/31 W	20-17	at Phoenix	36,778
11/14 L	17-19	Green Bay	69,043
11/22 L	7-42	at San Francisco	66,500
11/28 W	17-14	at Minnesota	53,030
12/5 L	13-17	at Cleveland	60,388
12/12 L	20-23	L.A. Rams	69,033
12/20 L	14-24	New York Giants	69,036
12/26 L	26-37	at Philadelphia	50,085
1/2 W	20-13	Cincinnati	58,036

TOTAL FIRST DOWNS264

Rushing116
 Passing158
 Penalty12

3rd Down: Made/Att.75/197
 3rd Down: Pct.35.5
 4th Down: Made/Att.7/11
 4th Down: Pct.63.6

POSSESSION AVG.28:31
TOTAL NET YARDS4707
 Avg. Per Game293.5
 Total Plays1008
 Avg. Per Play4.7

NET YARDS RUSHING1766
 Avg. Per Game110.4
 Total Rushes513

NET YARDS PASSING2941
 Avg. Per Game162.9
 Sacked/Yards Lost40/242
 Gross Yards3183
 Att./Completions481/274
 Completion Pct.58.3
 Had Intercepted21

PUNTS/AVERAGE77/43.6
NET PUNTING AVG.80/34.5
PENALTIES/YARDS81/663
FUMBLES/BALL LOST24/13

TOUCHDOWNS33
 Rushing10
 Passing22
 Returns5

SCORE BY PERIODS

	Q1	Q2	Q3	Q4	OT	PTS.
SAINTS	66	80	60	111	0	317
OPP.	78	106	72	87	0	343

SCORING

	TD	Ru	Pa	RT	PAT	FG	S	PTS.
Andersen	0	0	0	0	33/33	28/35	0	117
Early	6	0	0	0	0	0	0	36
Brown	3	2	1	0	0	0	0	18
Hilliard	3	2	1	0	0	0	0	18
Hughes	3	0	0	3	0	0	0	18
E. Martin	3	0	0	0	0	0	0	18
Muster	3	3	0	0	0	0	0	18
Smith	2	0	2	0	0	0	0	12
Brenner	1	0	1	0	0	0	0	6
Dowdell	1	0	1	0	0	0	0	6
McAfee	1	1	0	0	0	0	0	6
Mills	1	0	0	1	0	0	0	6
Neal	1	1	0	0	0	0	0	6
Ned	1	1	0	0	0	0	0	6
Newman	1	0	1	0	0	0	0	6
Small	1	0	1	0	0	0	0	6
Turner	1	0	1	0	0	0	0	6
Warren	1	0	0	1	0	0	0	6
Stowers	0	0	0	0	0	1	2	2
TEAM	33	10	18	5	33/33	28/35	1	317
OPP.	39	7	22	10	35/39	24/30	1	343

SACKS: Turnbull 13.0, Jackson 11.5, Johnson 5.0, W. Martin 5.0, V. Buck 3.0, Miller 2.5, Goff 2.0, Mills 2.0, Williams 2.0, Atkins 1.0, Cook 1.0, Jones 1.0, Smeenge 1.0, Warren 1.0

SAINTS51.0
OPPONENTS40.0

Andersen: (28G, 37G, 18G, 47G) (27G, 42N, 50N, 44G) () (33G, 53N, 39G, 49G) (48G, 25G, 43G, 41N) () (40G, 27G) (48G, 38G) (53N, 27G) () (41N, 24G) (41G, 27G) (18G, 32G) () (41G, 56G, 35G, 37G) (54N, 43G, 49G) **OPPONENTS:** (50N) (20G) (41G) (34G, 30G) (53G, 37G) (40G, 22G, 29G) (19G, 32G, 38G, 30G) (26G, 49N) (38G, 21G, 44G, 36G) (51N, 28N) (53N, 51N) (43G) (22G) (22G) (46G) (22G, 31G)

PASSING

	Att.	Cmp	Yds	Cmp%	Yds/Att	TD	TD%	Int	Int%	Long	Rating
Wilson	388	221	2457	57.0	6.33	12	3.1	15	3.9	42	37/225
M. Buck	54	32	448	59.3	8.30	4	7.4	3	5.6	63	87.1
Walsh	38	20	271	52.6	7.13	2	5.3	3	7.9	54	60.3
Barnhardt	48	1	7	2.1	14.00	0	0.0	0	0.0	0	95.8
TEAM	481	274	3183	57.0	6.62	18	3.7	21	4.4	63	40/242
OPPONENTS	444	259	2924	58.3	6.59	22	5.0	10	2.3	98	51/318

RUSHING

	No.	Yds.	Avg.	Long	TD
Brown	180	705	3.9	60	2
Wilson	31	230	7.4	44	0
Muster	64	214	3.3	18	3
Neal	21	175	8.3	74	1
Hilliard	50	165	3.3	16	2
McAfee	51	160	3.1	27	1
Ned	9	71	7.9	35	1
Early	2	32	16.0	26	0
Barnhardt	1	18	18.0	18	0
M. Buck	1	0	0.0	0	0
Walsh	4	-4	-1.0	-1	0
TEAM	414	1766	4.3	74	10
OPP.	513	2090	4.1	71	7

RECEIVING

	No.	Yds.	Avg.	Long	TD
E. Martin	66	950	14.4	54	3
Early	45	670	14.9	63	6
Hilliard	40	296	7.4	34	1
Muster	23	195	8.5	31	0
Brown	21	170	8.1	19	1
Smith	16	180	11.3	23	2
Small	16	164	10.3	17	1
Turner	12	163	13.6	52	1
Brenner	11	171	15.5	27	1
Ned	9	54	6.0	14	0
Newman	8	121	15.1	32	1
Dowdell	6	46	7.7	11	1
McAfee	1	3	3.0	3	0
TEAM	274	3183	11.6	63	18
OPP.	259	2924	11.3	98	22

INTERCEPTIONS

	No.	Yds.	Avg.	Long	TD
Atkins	3	59	19.7	37	0
Taylor	2	32	16.0	30	0
V. Buck	2	28	14.0	28	0
Jones	1	12	12.0	12	0
Turnbull	1	2	2.0	2	0
Cook	1	0	0.0	0	0
TEAM	10	133	13.3	37	0
OPP.	21	444	21.1	67	6

KICKOFF RETURNS

	No.	Yds.	Avg.	Long	TD
Hughes	30	753	25.1	99	1
McAfee	28	580	20.7	55	0
Brown	3	58	19.3	23	0
Hilliard	1	17	17.0	17	0
Dowdell	0	52	---	52	0
TEAM	462	1460	23.5	99	1
OPP.	40	788	19.7	47	0

PUNT RETURNS

	Ret	FC	Yds	Avg	Long	TD
Hughes	37	21	503	13.6	83	2
Newman	1	0	14	14.0	14	0
TEAM	38	21	517	13.6	83	2
OPP.	36	18	348	9.5	75	1

PUNTING

	No.	Yds	Avg	Net	TB	In	Lg	B
Barnhardt	77	3356	43.6	37.5	6	26	58	0
TEAM	77	3356	43.6	37.5	6	26	58	0
OPP.	80	3384	42.3	34.8	4	20	60	0

FIELD GOALS

	1-19	20-29	30-39	40-49	50+
Andersen	2/2	7/7	7/7	11/14	1/5
OPP.	1/1	8/9	9/9	5/6	1/5

WON 12, LOST 4

9/6 L	13-15	at Philadelphia	63,513
9/13 W	28-6	Chicago	68,591
9/20 W	10-7	at Atlanta	67,328
9/27 L	10-16	San Francisco	68,591
10/4 W	13-7	at Detroit	66,971
10/11 W	13-10	L.A. Rams	68,591
10/18 W	30-21	at Phoenix	27,735
11/1 W	23-21	Tampa Bay	68,591
11/8 W	31-14	at New England	45,413
11/15 L	20-21	at San Francisco	64,895
11/23 W	20-3	Washington	68,591
11/29 W	24-13	Miami	68,591
12/3 W	22-14	Atlanta	47,355
12/13 W	37-14	at L.A. Rams	68,591
12/20 L	16-20	Buffalo	68,591
12/26 W	20-0	at New York Jets	45,614

TOTAL FIRST DOWNSN.O. **OPP.**246

Rushing92
 Passing155
 Penalty20

3rd Down: Made/Att.75/197
 3rd Down: Pct.38.1
 4th Down: Made/Att.3/8
 4th Down: Pct.37.5

POSSESSION AVG.31:10
TOTAL NET YARDS4806
 Avg. Per Game300.4
 Total Plays895
 Avg. Per Play4.3

NET YARDS RUSHING1605
 Avg. Per Game101.8
 Total Rushes100.3

NET YARDS PASSING381
 Avg. Per Game24.70
 Sacked/Yards Lost15/119
 Gross Yards2846
 Att./Completions426/251
 Completion Pct.58.9
 Had Intercepted16

PUNTS/AVERAGE89/41.2
NET PUNTING AVG.87/37.7
PENALTIES/YARDS77/729
FUMBLES/BALL LOST27/13

TOUCHDOWNS24
 Rushing8
 Passing13
 Returns3

SCORE BY PERIODS

	Q1	Q2	Q3	Q4	OT	PTS.
SAINTS	70	86	91	83	0	330
OPP.	26	64	31	81	0	202

SCORING

	TD	Ru	Pa	RT	PAT	FG	S	PTS.
Andersen	0	0	0	0	33/34	29/34	0	120
Hilliard	7	3	4	0	0	0	0	42
Dowdell	5	0	5	0	0	0	0	30
E. Martin	5	0	5	0	0	0	0	30
Dunbar	3	3	0	0	0	0	0	18
Heyward	3	3	0	0	0	0	0	18
Small	3	0	3	0	0	0	0	18
Carroll	2	0	2	0	0	0	0	12
Goff	2	0	2	0	0	0	0	12
V. Buck	1	0	1	0	0	0	0	6
Cook	1	0	1	0	0	0	0	6
Jones	1	0	1	0	0	0	0	6
McAfee	1	1	0	0	0	0	0	6
Mills	1	0	1	0	0	0	0	6
TEAM	35	10	19	6	33/35	29/34	0	330
OPP.	24	8	13	3	22/24	12/17	0	202

SACKS: W. Martin 15.5, Jackson 13.5, Swilling 10.5, Warren 4.0, Wilks 4.0, Mills 3.0, Turnbull 1.5, Cook 1.0, Johnson 1.0, Maxie 1.0, Miller 1.0, V. Buck 0.5, Smeenge 0.5

SAINTS57.0
OPPONENTS15.0

Andersen: (39G, 31G, 41N) (42N) (47G) (42G, 37N) (47N, 50G, 20G) (26G, 30G) (52G) (39N, 31G, 45G, 50G) (46G) (29G, 42G) (43G, 45G) (26G) (20G, 31G, 24G, 26G, 37G) (21G) (35G, 27G, 42G) (27G, 36G) **OPPONENTS:** (18G) (39G, 30G, 37N) (41N) (40G, 26G, 42G) () (30G) () () (32N) (34G) (55N, 48G, 34G) () () (25G, 50N, 29G) ()

PASSING

	Att.	Cmp	Yds	Cmp%	Yds/Att	TD	TD%	Int	Int%	Long	Sack/Loss	Rating
Hebert	422	249	3287	59.0	7.79	19	4.5	16	3.8	72	15/119	82.9
M. Buck	4	2	10	50.0	2.50	0	0.0	0	0.0	10	0/0	56.3
TEAM	426	251	3297	58.9	7.74	19	4.5	16	3.8	72	15/119	82.6
OPPONENTS	511	287	2846	56.2	5.57	13	2.5	18	3.5	44	57/376	65.9

SAINTS 1992 STATISTICS

RUSHING

	No.	Yds.	Avg.	Long	TD
Dunbar	154	565	3.7	25	3
Hilliard	115	445	3.9	22	3
Heyward	104	416	4.0	23	3
McAfee	39	114	2.9	19	1
Hebert	32	95	3.0	18	0
Early	3	-1	-3.0	7	0
Barnhardt	4	-2	-5.0	12	0
M. Buck	3	-4	-1.3	-1	0
TEAM	454	1628	3.6	25	10
OPP.	381	1605	4.2	41	8

RECEIVING

	No.	Yds.	Avg.	Long	TD
E. Martin	68	1041	15.3	52	5
Hilliard	48	465	9.7	51	4
Early	30	566	18.9	49	5
Small	23	278	12.1	33	3
Heyward	19	159	8.4	21	0
Carroll	18	292	16.2	72	2
Brenner	12	161	13.4	23	0
Wainwright	9	143	15.9	29	0
Turner	9	62	6.9	13	0
Stowers	4	23	5.8	18	0
Newman	3	21	7.0	8	0
McAfee	1	16	16.0	16	0
Dowdell					

SAINTS 1991 STATISTICS

WON 11, LOST 5					
9/1 W	27-24	Seattle	68,492		
9/8 W	17-10	at Kansas City	74,816		
9/15 W	24-7	L.A. Rams	68,583		
9/22 W	26-0	Minnesota	68,591		
9/29 W	27-6	at Atlanta	56,556		
10/13 W	13-6	at Philadelphia	64,224		
10/20 W	23-7	Tampa Bay	68,591		
10/27 W	17-20	Chicago	68,591		
11/3 W	24-17	at L.A. Rams	58,713		
11/10 W	10-3	San Francisco	68,591		
11/17 L	21-24	at San Diego	48,420		
11/24 L	20-23	OT Atlanta	68,591		
12/1 L	24-38	at San Francisco	62,092		
12/8 L	14-23	at Dallas	64,530		
12/16 W	27-0	Los Angeles Raiders	68,625		
12/22 W	27-3	at Phoenix Cardinals	30,928		

TOTAL FIRST DOWNS		N.O.	OPP.
Rushing	287	214
Passing	63	139
Penalty	157	12
3rd Down: Made/Att.	49/188	86/228
3rd Down: Pct.	26.1	37.7
4th Down: Made/Att.	4/13	5/10
4th Down: Pct.	30.8	50.0
POSSESSION AVG.	33.58	26.02
TOTAL NET YARDS	3933	4968
Avg. Per Game	310.5	245.8
Total Plays	1008	875
Avg. Per Play	4.5	1213
NET YARDS RUSHING	1709	75.8
Avg. Per Game	106.8	483
Total Rushes	483	2720
NET YARDS PASSING	3259	170.0
Avg. Per Game	203.7	50/337
Sacked/Yards Lost	19/160	30/57
Gross Yards	3419	491/259
Att./Completions	506/292	52.7
Completion Pct.	52.7	29
Had Intercepted	15	88/42.3
PUNTS/AVERAGE	87/43.0	37.1
NET PUNTING AVG.	35.3	95/711
PENALTIES/YARDS	101/801	34/19
FUMBLES/BALL LOST	24/15	23
TOUCHDOWNS	38	6
Rushing	15	12
Passing	20	5
Returns	3	

SCORE BY PERIODS

	Q1	Q2	Q3	Q4	OT	PTS.
SAINTS	61	120	75	85	0	341
OPP.	23	59	54	72	3	211

SCORING

	TD	Ru	Pa	RT	PAT	FG	S	PTS.
Andersen	0	0	0	0	38/38	25/32	0	113
Turner	8	0	8	0	0	0	0	48
Fenerty	5	3	2	0	0	0	0	30
Heyward	5	4	1	0	0	0	0	30
Hilliard	5	4	1	0	0	0	0	30
E. Martin	4	0	4	0	0	0	0	24
Jordan	3	2	1	0	0	0	0	18
Early	2	0	2	0	0	0	0	12
McAfee	2	2	0	0	0	0	0	12
Carroll	1	0	1	0	0	0	0	6
Maxie	1	0	0	1	0	0	0	6
Swilling	1	0	0	1	0	0	0	6
Warren	1	0	0	1	0	0	0	6
TEAM	38	15	20	1	38/38	25/32	0	341
OPP.	23	6	12	3	22/23	17/21	0	211

SACKS: Swilling 17.0, Jackson 11.5, Warren 7.0, W. Martin 3.5, Atkins 3.0, Goff 2.0, Wilks 2.0, Miller 1.0, Mills 1.0, Turnbull 1.0, J. Williams 1.0, Florence Clev.-N.O. 0.5.

	SAINTS	OPPONENTS
SAINTS	50.0
OPPONENTS	19.0

RUSHING				
No.	Yds.	Avg.	Long	TD
McAfee	109	494	4.5	34
Fenerty	139	477	3.4	54
Heyward	76	280	3.4	15
Hilliard	79	252	3.2	65t
Jordan	47	150	3.2	25
Hebert	18	56	3.1	16
Early	3	13	4.3	6
Morse	3	7	2.3	0
Barnhardt	1	0	0.0	0
Walsh	8	0	0.0	3
TEAM	483	1709	3.5	65t
OPP.	334	1213	3.6	33

RECEIVING				
No.	Yds.	Avg.	Long	TD
E. Martin	66	803	12.2	30
Turner	64	927	14.5	65t
Early	32	541	16.9	52
Fenerty	26	235	9.0	50t
Tice	22	230	10.5	22
Hilliard	21	127	6.0	14t
Carroll	18	184	10.2	31t
Brenner	16	179	11.2	21
Jordan	15	92	6.1	19
Heyward	4	34	8.5	22t
Newman	3	33	11.0	14
Scales	3	23	7.7	14
McAfee	1	8	8.0	8
Wainwright	1	3	3.0	0
TEAM	292	3419	11.7	65t
OPP.	259	3057	11.8	80t

INTERCEPTIONS				
No.	Yds.	Avg.	Long	TD
Atkins	5	198	39.6	79
V. Buck	5	12	2.4	12
Glenn	4	35	8.8	18
Jones	3	61	20.3	51
Cook	3	54	18.0	22
Maxie	3	33	11.0	31t
Millis	2	13	6.5	8
Swilling	1	39	39.0	39
Johnson	1	19	19.0	19
Thompson	1	14	14.0	14
Petry	1	4	4.0	4
TEAM	29	482	16.6	79
OPP.	15	257	17.1	59t

KICKOFF RETURNS				
No.	Yds.	Avg.	Long	TD
Atkins	20	368	18.4	27
Jennings	12	213	17.8	24
Early	9	168	18.7	34
Morse	3	60	20.0	21
Fenerty	2	28	14.0	14
Jordan	2	18	9.0	18
Glenn	1	10	10.0	10
McAfee	1	14	14.0	14
TEAM	50	879	17.6	34
OPP.	35	851	24.3	98t

PUNT RETURNS				
Ret	FC	Yds	Avg	Long
V. Buck	31	13	260	8.4
Fenerty	12	6	55	4.6
Morse	1	0	2	2.0
TEAM	44	19	317	7.2
OPP.	50	11	470	9.4

PUNTING						
No.	Yds	Avg	Net	TB	In	Lg
Barnhardt	86	3743	43.5	35.3	10	20
TEAM	87	3743	43.0	35.3	10	20
OPP.	88	3725	42.3	37.1	7	20

FIELD GOALS						
	1-19	20-29	30-39	40-49	50+	5/4
Andersen	0/0	6/6	11/13	6/9	2/4	2/4
OPP.	1/1	3/3	5/6	6/7	2/4	

Andersen: (47G, 31G) (40G) (42G) (34G, 30G, 38G, 26G) (23G, 31G) (36G, 43N, 26G) (32G, 28G, 48G, 40N) (60G) (45G, 37N) (21G) (39N) (39G, 31G, 55N) (52G) (54N) (37G, 41N, 42G) (27G, 38G) **OPPONENTS:** (37G, 37N) (23G) () () () (48G, 41G) () (34G, 48G, 51N) (31G) (32G, 44N) (19G) (25G, 27G, 50G) (42G) (50G, 41G, 40G) (52N) (38G)

	PASSING	Att.	Cmp	Yds	Cmp%	Yds/Att	TD	TD%	Int	Int%	Long	Sack/Lost	Rating
Hebert	248	149	1676	60.1	6.76	9	3.6	8	3.2	65t	18/134	79.0
Walsh	255	141	1638	55.3	6.42	11	4.3	6	2.4	41	3/26	79.5
M. Buck	2	1	61	50.0	30.5	0	0.0	1	50.0	61	0/0	56.3
TEAM	506	292	3419	57.7	6.76	20	4.0	15	3.0	65t	19/160	79.2
OPPONENTS	491	259	3057	52.7	6.23	12	2.4	29	5.9	80t	50/337	55.5

SAINTS 1990 STATISTICS

WON 8, LOST 8					
9/10 L	12-13	San Francisco	68,629		
9/16 L	3-32	at Minnesota	56,272		
9/23 W	28-7	Phoenix Cardinals	61,110		
10/7 L	27-28	at Atlanta	57,401		
10/14 W	25-20	Cleveland	68,608		
10/21 L	10-23	at Houston	57,908		
10/28 L	10-27	Detroit	64,368		
11/4 W	21-7	at Cincinnati	60,067		
11/11 W	35-7	Tampa Bay	67,865		
11/18 L	17-31	at Washington	52,573		
11/25 W	10-7	Atlanta	68,629		
12/2 L	13-17	at Dallas	60,087		
12/9 W	24-20	at L.A. Rams	56,864		
12/16 L	6-9	Pittsburgh	68,582		
12/23 W	13-10	at San Francisco	60,112		
12/31 W	20-17	L.A. Rams	68,647		

TOTAL FIRST DOWNS		N.O.	OPP.
Rushing	254	279
Passing	107	91
Penalty	134	167
3rd Down: Made/Att.	13	21
3rd Down: Pct.	84/209	85/217
4th Down: Made/Att.	40.2	39.2
4th Down: Pct.	5/9	9/17
POSSESSION AVG.	55.6	52.9
TOTAL NET YARDS	29-59	30-01
Avg. Per Game	4476	4878
Total Plays	279.8	304.9
Avg. Per Play	9.31	986
NET YARDS RUSHING	1850	1559
Avg. Per Game	115.6	97.4
Total Rushes	464	410
NET YARDS PASSING	2626	3319
Avg. Per Game	164.1	207.4
Sacked/Yards Lost	20/131	42/265
Gross Yards	2757	3584
Att./Completions	447/226	534/316
Completion Pct.	50.6	59.2
Had Intercepted	23	8
PUNTS/AVERAGE	71/42.1	74/40.9
NET PUNTING AVG.	71/36.2	74/34.9
PENALTIES/YARDS	108/829	87/655
FUMBLES/BALL LOST	29/16	35/19
TOUCHDOWNS	30	30
Rushing	14	8
Passing	15	21
Returns	1	1

SCORE BY PERIODS						
	Q1	Q2	Q3	Q4	OT	PTS.
SAINTS	54	82	48	90	0	274
OPP.	30	82	76	87	0	275

SCORING						
	TD	Ru	Pa	RT	PAT	FG
Andersen	0	0	0	0	29/29	21/27
Mayes	7	7	0	0	0	0
E. Martin	5	0	5	0	0	0
Heyward	4	4	0	0	0	0
Turner	4	0	0	0	0	0
Brenner	4	0	0	0	0	0
Fenerty	2	0	2	0	0	0
Perriman	2	2	0	0	0	0
Fourcade	2	0	2	0	0	0
Hilliard	1	1	0	0	0	0
Maxie	1	0	1	0	0	0
Scales	1	0	1	0	0	0
TEAM	30	14	15	1	29/30	21/27
OPP.	30	8	21	1	30/30	21/35

SACKS: Swilling 11.0, Turnbull 9.0, Jackson 6.0, Wilks 5.5, W. Martin 4.0, Atkins 3.0, Cook 1.0, Johnson 1.0, Simmons 1.0, Mills 0.5.

	SAINTS	OPPONENTS
SAINTS	42.0
OPPONENTS	20.0

RUSHING				
No.	Yds.	Avg.	Long	TD
Heyward	129	599	4.6	47t
Mayes	138	510	3.7	18
Fenerty	73	355	4.9	60t
Hilliard	90	284	3.2	17
Fourcade	15	77	5.1	12
Walsh, Dall.-N.O.	20	25	1.3	18
Walsh, N.O.	19	25	1.3	18
TEAM	464	1850		

SAINTS 1989 STATISTICS

WON 9, LOST 7				
9/10	W	28-0	Dallas	66,977
9/17	L	34-35	at Green Bay	55,809
9/24	L	10-20	at Tampa Bay	44,053
10/1	L	14-16	Washington	64,358
10/8	L	20-24	San Francisco	60,488
10/15	W	29-14	New York Jets	59,521
10/22	W	40-21	at L.A. Rams	57,567
10/29	W	20-13	Atlanta	65,153
11/6	L	13-31	at San Francisco	60,667
11/12	W	28-24	at New England	47,680
11/19	W	26-17	at Atlanta	53,173
11/26	L	17-20	OT L.A. Rams	64,274
12/3	L	14-21	at Detroit	38,550
12/10	W	22-19	at Buffalo	70,037
12/18	W	30-20	Philadelphia	59,218
12/24	W	41-6	Indianapolis	49,009

TOTAL FIRST DOWNS		N.O.	OPP.
Rushing	108	97	198
Passing	167	198	167
Penalty	29	16	29
3rd Down: Made/Att	89/207	82/216	89/207
3rd Down: Pct.	43.0	38.0	43.0
4th Down: Made/Att	5/10	8/17	5/10
4th Down: Pct.	50.0	47.1	50.0
POSSESSION AVG.	33:43	26:17	33:43
TOTAL NET YARDS	5328	5186	5328
Avg. Per Game	324.1	324.1	324.1
Total Plays	997	997	997
Avg. Per Play	5.3	5.2	5.3
NET YARDS RUSHING	1948	1326	1948
Avg. Per Game	121.8	82.9	121.8
Total Rushes	502	373	502
NET YARDS PASSING	3380	3860	3380
Avg. Per Game	211.3	241.3	211.3
Sacked/Yards Lost	36/271	47/362	36/271
Gross Yards	3651	4222	3651
Att./Completions	461/284	577/320	461/284
Completion Pct.	61.6	55.5	61.6
Had Intercepted	19	21	19
PUNTS/AVERAGE	71/39.1	75/39.4	71/39.1
NET PUNTING AVG.	71/34.2	75/33.2	71/34.2
PENALTIES/YARDS	90/676	105/850	90/676
FUMBLES/BALL LOST	28/12	35/18	28/12
TOUCHDOWNS	19	10	19
Rushing	19	2	19
Passing	23	23	23
Returns	4	2	4

SCORE BY PERIODS						
	Q1	Q2	Q3	Q4	OT	PTS.
SAINTS	105	123	60	98	0	386
OPP.	27	96	89	86	3	301

SCORING						
	TD	Ru	Pa	RT	PAT	FG
Hilliard	18	13	5	0	0	108
Andersen	0	0	0	0	44/45	20/29
E. Martin	8	0	0	0	0	48
Brenner	4	0	4	0	0	24
Hill	4	0	4	0	0	24
Jordan	3	3	0	0	0	18
Cook	1	1	0	0	0	6
Fourcade	1	1	0	0	0	6
Frazier	1	1	0	0	0	6
Heyward	1	1	0	0	0	6
Maxie	1	0	0	1	0	6
Morse	1	0	0	1	0	6
Shepard	1	0	0	1	0	6
Tice	1	0	1	0	0	6
Turner	1	0	1	0	0	6
Forde	0	0	0	0	0	1
Warren	0	0	0	0	0	2
TEAM	46	19	23	4	44/46	20/29
OPP.	35	10	23	2	34/35	19/24

SACKS: Swilling 16.5, Warren 9.5, Jackson 7.5, Wilks 4.0, Mills 3.0, W. Martin 2.5, Cook 1.0, Geathers 1.0, V. Johnson 1.0, Mack 1.0.
 SAINTS 47.0
 OPPONENTS 36.0

Andersen: () (38G, 32G) (54N, 33G, 47N) (52N, 36N) (49G, 39G) (42G, 29G) (39G, 27G) (32G, 44G, 23N) (39G, 23G) () (33G) (36G) (48N) (41N, 31G, 26G, 50N, 22G) (55N) (21G, 29G) OPPONENTS: () () (34G, 37G) (48G, 19G, 18G) (41G, 44N) () () (41G, 48G) (44G) (44G) (45G, 37N) (32G, 22N, 52N, 31G) () (43G, 48G) (21G, 19G, 20N) (41G, 23G)

PASSING	Att.	Cmp	Yds	Cmp%	Yds/Att	TD	TD%	Int	Int%	Long	Sack/Lost	Rating
Hebert	353	222	2886	62.9	7.61	15	4.2	15	4.2	54	22/171	82.7
Fourcade	107	61	930	57.0	8.69	7	6.5	4	3.7	54	13/96	92.0
Hilliard	1	1	35	100.0	35.0	1	100.0	0	0.0	35	0/0	158.3
Hill	0	0	0	---	---	0	---	0	---	0	0/0	0.0
TEAM	461	284	3651	61.6	7.92	23	5.0	19	4.1	54	37/271	85.9
OPPONENTS	577	320	4222	55.5	7.32	23	4.0	21	3.6	75	47/362	76.9

RUSHING				
No.	Yds.	Avg.	Long	TD
Hilliard	344	1262	3.7	40
Heyward	49	183	3.7	15
Jordan	38	179	4.7	32
Frazier	25	112	4.5	21
Fourcade	14	91	6.5	14
Hebert	25	87	3.5	11
Morse	2	43	21.5	39
Turner	2	8	4.0	6
Winslow	1	0	0.0	0
Hill	1	-7	-7.0	-7
Perriman	1	-10	-10.0	-10
TEAM	502	1948	3.9	40
OPP.	373	1326	3.6	38

RECEIVING				
No.	Yds.	Avg.	Long	TD
E. Martin	68	1090	16.0	53
Hilliard	52	514	9.9	54
Hill	48	636	13.3	46
Brenner	34	398	11.7	30
Turner	22	279	12.7	54
Perriman	20	356	17.8	47
Heyward	13	69	5.3	12
Tice	9	98	10.9	23
Scales	8	89	11.1	26
Jordan	4	53	13.3	17
Frazier	3	25	8.3	22
Shepard	2	36	18.0	23
Cook	1	8	8.0	8
TEAM	284	3651	12.9	54
OPP.	320	4222	13.2	75

INTERCEPTIONS				
No.	Yds.	Avg.	Long	TD
Waymer	6	66	11.0	42
Massey	5	26	5.2	22
Cook	3	81	27.0	63
Maxie	3	41	13.7	26
Mack	2	0	0.0	0
Swilling	1	14	14.0	14
Atkins	1	-2	-2.0	-2
TEAM	21	226	10.8	63
OPP.	19	285	13.9	40

KICKOFF RETURNS				
No.	Yds.	Avg.	Long	TD
Harris	19	378	19.9	39
Atkins	12	245	20.4	32
Morse	10	278	27.8	99
Frazier	8	157	19.6	29
Shepard	8	135	16.9	24
U. Johnson	2	34	17.0	19
Hill	1	13	13.0	13
Hilliard	1	20	20.0	20
Phillips	1	24	24.0	24
Scales	1	0	0.0	0
TEAM	63	1284	20.4	99
OPP.	55	983	17.9	72

PUNT RETURNS				
Ret	FC	Yds	Avg	Long
Harris	27	7	196	7.3
Morse	10	1	29	2.9
Hill	7	0	41	5.9
Shepard	7	1	91	13.0
Perriman	1	0	10	10.0
Turner	1	0	7	7.0
Massey	0	0	54	54.0
TEAM	53	9	428	8.1
OPP.	35	16	244	7.0

PUNTING						
No.	Yds	Avg	Net	TB	In	Lg
Barnhardt	55	2179	39.6	35.0	4	17
Winslow	16	595	37.2	31.6	1	4
TEAM	71	2774	39.1	34.2	5	21
OPP.	75	2956	39.4	33.2	2	15

FIELD GOALS					
	1-19	20-29	30-39	40-49	50+
Andersen	0/0	7/8	10/11	3/6	0/4
OPP.	3/3	2/4	4/5	10/11	0/1

WON 10, LOST 6				
9/4	L	33-34	San Francisco	66,357
9/11	W	29-21	at Atlanta	48,901
9/18	W	22-14	at Detroit	37,180
9/25	W	13-19	Tampa Bay	66,671
10/3	W	20-17	Dallas	68,474
10/9	W	23-17	at San Diego	42,693
10/16	W	20-19	at Seattle	63,569
10/23	W	20-6	Los Angeles Raiders	66,249
10/30	L	10-12	L.A. Rams	68,238
11/6	L	24-27	at Washington	54,183
11/13	W	14-10	at L.A. Rams	63,305
11/20	W	42-0	Denver	68,075
11/27	L	12-13	New York Giants	66,526
12/4	L	3-45	at Minnesota	61,215
12/11	L	17-30	at San Francisco	62,977
12/18	W	10-9	Atlanta	60,566

TOTAL FIRST DOWNS		N.O.	OPP.
Rushing	306	108	97
Passing	179	167	179
Penalty	19	22	19
3rd Down: Made/Att	104/227	73/203	104/227
3rd Down: Pct.	45.8	36.0	45.8
4th Down: Made/Att	4/6	7/14	4/6
4th Down: Pct.	66.7	50.0	66.7
POSSESSION AVG.	30:57	29:03	30:57
TOTAL NET YARDS	5131	5106	5131
Avg. Per Game	320.7	319.1	320.7
Total Plays	1034	978	1034
Avg. Per Play	5.0	5.2	5.0
NET YARDS RUSHING	2046	1779	2046
Avg. Per Game	127.9	111.2	127.9
Total Rushes	512	442	512
NET YARDS PASSING	3085	3327	3085
Avg. Per Game	192.8	207.9	192.8
Sacked/Yards Lost	24/171	31/252	24/171
Gross Yards	3256	3579	3256
Att./Completions	498/286	505/277	498/286
Completion Pct.	57.4	54.9	57.4
Had Intercepted	16	17	16
PUNTS/AVERAGE	73/39.9	70/40.2	73/39.9
NET PUNTING AVG.	73/34.3	70/32.6	73/34.3
PENALTIES/YARDS	101/821	77/628	101/821
FUMBLES/BALL LOST	29/16	27/15	29/16
TOUCHDOWNS	33	29	33
Rushing	9	7	9
Passing	21	19	21
Returns	3	3	3

SCORE BY PERIODS						
	Q1	Q2	Q3	Q4	OT	PTS.
SAINTS	64	93	101	54	0	312
OPP.	51	111	70	51	0	283

SCORING						
	TD	Ru	Pa	RT	PAT	FG
Andersen	0	0	0	0	32/33	26/36
Hill	7	0	7	0	0	42
Martin	7	0	7	0	0	42
Hilliard	6	5	1	0	0	36
Mays	3	3	0	0	0	18
Clark	2	0	2	0	0	12
Perriman	2	0	2	0	0	12
Gray	1	0	0	1	0	6
Heyward	1	1	0	0	0	6
Jordan	1	0	0	1	0	6
Scales	1	0	1	0	0	6
Tice	1	0	1	0	0	6
Waymer	1	0	0	1	0	6
Jackson	0	0	0	0	1	2
TEAM	33	9	21	3	32/33	26/36
OPP.	29	7	19	3	28/29	27/34

SACKS: Jackson 7.0, Swilling 7.0, Geathers 3.5, Wilks 3.5, Gibson 2.0, Johnson 2.0, Kohlbrand 2.0, Elliott 1.0, Gregory 1.0, Mack 1.0, Warren 1.0.

SAINTS					
	1-19	20-29	30-39	40-49	50+
Andersen	0/0	7/8	10/11	3/6	0/4
OPPONENTS	3/3	2/4	4/5	10/11	0/1

Andersen: (20G) (41G, 29G, 28G) (53N, 37G, 29G) (28G, 41G, 39N) (27G, 49G) (27G, 35G, 45N, 34G) (23G, 31G) (51G, 25G) (33G) (19G, 53N, 49N) (52N) () (27G, 41G, 26G, 29N, 45G) (36G) (38G, 40N, 32N) (34N, 30G) OPPONENTS: (25G, 32G) (41N) () (25G, 35G, 35G) (29N, 27G, 43G, 39G)

PASSING	
---------	--

SAINTS 1987 STATISTICS

WON 12, LOST 3		
9/13	W	28-21 Cleveland
9/20	L	17-27 at Philadelphia
10/4	W	37-10 Los Angeles Rams
10/11	L	19-24 at St. Louis Cardinals
10/18	W	19-17 at Chicago
10/25	L	22-24 San Francisco
11/1	W	38-0 at Atlanta
11/8	W	31-14 at Los Angeles Rams
11/15	W	26-24 at San Francisco
11/22	W	23-14 New York Giants
11/29	W	20-16 at Pittsburgh
12/6	W	44-34 Tampa Bay
12/13	W	24-10 Houston Oilers
12/20	W	41-24 at Cincinnati
12/27	W	33-24 Green Bay

TOTAL FIRST DOWNS		N.O.	OPP.
Rushing	128	128	81
Passing	151	155	34
Penalty	25	25	0
3rd Down: Made/Att	99/221	57/182	31/3
4th Down: Pct.	44.8	44.8	1/6
4th Down: Made/Att	1/6	6/15	4.0
4th Down: Pct.	16.7	40.0	34.0
POSESSION AVG.	34.00	26.00	4350
TOTAL NET YARDS	4964	290.0	924
Avg. Per Game	330.9	290.0	4.9
Total Plays	1009	1009	1550
Avg. Per Play	4.9	4.7	103.3
NET YARDS RUSHING	2190	1550	388
Avg. Per Game	146.0	146.0	2800
Total Rushes	569	569	186.7
NET YARDS PASSING	2774	2774	47/355
Avg. Per Game	184.9	184.9	29/213
Sacked/Yards Lost	29/213	29/213	3155
Gross Yards	411/227	489/246	55.2
Att./Completions	411/227	489/246	50.3
Completion Pct.	55.2	50.3	12
Had Intercepted	12	30	73/37.5
PUNTS/AVERAGE	63/41.1	73/30.0	63/35.7
NET PUNTING AVG.	63/35.7	73/30.0	83/67.4
PENALTIES/YARDS	108/994	83/674	33/18
FUMBLES/BALL LOST	33/18	31/18	35
TOUCHDOWNS	20	6	23
Rushing	23	25	4
Passing	2	4	
Returns			

SCORE BY PERIODS					
Q1	Q2	Q3	Q4	OT	PTS.
SAINTS	93	107	104	118	0
OPP.	69	95	58	61	0

SCORING									
TD	-Ru	-Pa	-RT	PAT	FG	S	PTS.		
Andersen	0	0	0	0	28/36	0	0	42	121
Hilliard	6	7	1	0	0	0	0	0	48
Martin	0	7	0	0	0	0	0	0	42
Tice	6	0	6	0	0	0	0	0	36
Mayes	5	5	0	0	0	0	0	0	30
M. Jones	3	0	3	0	1/1	4/5	0	0	18
Kempf	0	0	0	0	0	0	0	0	12
Beverly	2	2	0	0	0	0	0	0	12
Brenner	2	0	2	0	0	0	0	0	12
Hill	2	2	0	0	0	0	0	0	12
Jordan	2	2	0	0	0	0	0	0	12
Word	2	0	0	0	5/7	1/1	0	0	12
Cofer	0	0	0	0	0	0	0	0	8
Alexander	1	1	0	0	0	0	0	0	6
Gray	1	1	0	0	0	0	0	0	6
O'Neal	1	0	1	0	0	0	0	0	6
Poe	1	0	0	1	0	0	0	0	6
R. Sutton	1	0	0	1	0	0	0	0	6
Toles	1	0	0	1	0	0	0	0	6
Waters	1	0	1	0	0	0	0	0	6
B. Clark	0	0	0	0	0	0	0	0	2
Maxie	0	0	0	0	0	0	0	0	2
TEAM	46	20	23	3	43/46	33/42	2	42	1283
OPP.	35	6	25	4	35/35	12/16	1	283	

SACKS: Swilling 10.5, Jackson 9.5, Warren 8.5, Clark 6.0, Swilling 4.0, Elliott 2.0, Maxie 2.0, McCoy 2.0, Leach 1.5, DeForest 1.0, Johnson 1.0, Swoopes 1.0, Taylor 0.5.
SAINTS: 47.0
OPPONENTS: 29.0

RUSHING									
No.	Yds.	Avg.	Long	TD					
Mayes	243	917	3.8	38	5				
Hilliard	123	508	4.1	30	7				
Beverly	62	217	3.5	25	2				
J. Fourcade	19	134	7.1	18	0				
Word	13	133	3.7	20	2				

RECEIVING									
No.	Yds.	Avg.	Long	TD					
Martin	44	778	17.7	67	7				
M. Jones	27	420	15.6	43	3				
Hilliard	23	264	11.5	38	1				
Brenner	20	280	14.0	29	2				
Hill	19	322	16.9	36	6				
Tice	16	181	11.3	27	6				
Mayes	15	68	4.5	16	0				
Dawsey	13	142	10.9	29	0				
Pattison	9	132	14.7	36	0				
Word	6	54	9.0	17	0				
Scott	6	35	5.8	11	0				
Gray	6	30	5.0	12	0				
Waters	5	140	28.0	82	1				
Clark	3	38	12.7	14	0				
O'Neal	3	10	3.3	6	0				
Rodenberger	2	17	8.5	11	0				
Alexander	2	15	7.5	10	0				
Walker	2	15	7.5	8	0				
Jordan	2	13	6.5	11	0				
Benson	2	11	5.5	6	0				
C. Thomas	1	14	14.0	14	0				
Beverly	1	8	8.0	8	0				
TEAM	227	2987	13.2	82	23				
OPP.	246	3155	12.8	50	25				

INTERCEPTIONS									
No.	Yds.	Avg.	Long	TD					
Waymer	5	78	15.6	26	0				
R. Sutton	5	88	13.6	26	0				
Mack	4	32	8.0	26	0				
Jakes	3	32	10.7	27	0				
Maxie	3	17	5.7	10	0				
Atkins	3	12	4.0	8	0				
Jackson	2	4	2.0	4	0				
Gibson	1	17	17.0	17	0				
S. Leach	1	10	10.0	10	0				
Swilling	1	10	10.0	10	0				
Poe	1	0	0.0	0	0				
V. Johnson	1	0	0.0	0	0				
TEAM	30	280	9.3	35	0				
OPP.	12	173	14.4	35	1				

KICKOFF RETURNS									
No.	Yds.	Avg.	Long	TD					
Gray	30	636	21.2	43	0				
Hilliard	10	248	24.8	74	0				
Adams	4	152	38.0	20	0				
Word	3	100	33.3	64	0				
Beverly	3	46	15.3	21	0				
Martin	1	28	28.0	16	0				
Brook	1	15	15.0	15	0				
Thomas	1	11	11.0	11	0				
TEAM	55	1147	20.9	74	0				
OPP.	55	1115	20.3	47	0				

PUNT RETURNS									
Ret	FC	Yds	Avg	Long	TD				
Gray	24	5	352	14.7	80	0			
Martin	14	2	88	6.3	15	0			
Cook	1	0	3	3.0	3	0			
Jordan	1	0	13	13.0	13	0			
Maxie	1	0	12	12.0	12	0			
TEAM	53	9	428	8.1	57	0			
OPP.	35	16	244	7.0	28	0			

PUNTING									
No.	Yds	Avg	Net	TB	In	Lg	B		
Barnhardt	11	483	43.9	35.2	1	4	52	0	0
Hansen	52	2104	40.5	35.6	6	19	60	0	0
TEAM	63	2587	41.1	35.7	7	23	60	0	0
OPP.	73	2740	37.5	30.0	4	10	57	5	0

FIELD GOALS									
1-19	20-29	30-39	40-49	50+					
Andersen	3/3	6/6	9/9	8/12	2/6				
Kempf	0/0	1/1	1/2	2/2	0/0				
Cofer	0/0	0/0	0/0	0/0	0/0				
TEAM	3/3	8/8	10/11	10/14	2/6				
OPP.	0/0	0/0	6/6	2/7	0/1				

PASSING									
Att.	Cmp	Yds	Cmp%	Yds/Att	TD	TD%	Int	Int%	Long
Hilliard	342	189	55.3	6.8	10	2.9	17	5.0	63
Hebert	79	41	49.8	5.1	9	11.3	8	10.1	84
Hilliard	3	1	29	33.3	13.0	1	33.3	0	0
Wattelet	1	1	14	100.0	14.0	0	0.0	0	0
TEAM	425	232	54.6	6.81	13	3.1	25	5.9	84
OPPONENTS	575	331	57.5	6.75	21	3.6	26	4.5	62

SAINTS 1986 STATISTICS

WON 7, LOST 9		
9/7	L	10-31 Atlanta
9/14	W	24-10 Green Bay
9/21	L	17-26 at San Francisco
9/28	L	17-20 at New York Giants
10/5	L	6-14 Washington
10/12	W	17-14 at Indianapolis
10/19	W	38-7 Tampa Bay
10/26	L	23-28 at New York Jets
11/2	W	30-10 San Francisco
11/9	W	6-0 Los Angeles Rams
11/16	W	16-7 at St. Louis Cardinals
11/23	L	13-26 at Los Angeles Rams
11/30	L	20-21 New England
12/7	L	20-21 Miami
12/14	W	14-9 at Atlanta
12/21	L	17-33 at Minnesota

TOTAL FIRST DOWNS		N.O.	OPP.
Rushing	109	109	104
Passing	137	137	197
Penalty	29	29	30
3rd Down: Made/Att	59/197	97/230	42.2
3rd Down: Pct.	29.9	42.2	7/14
4th Down: Made/Att	7/13	50.0	53.8
4th Down: Pct.	53.8	50.0	27.59
POSESSION AVG.	27.59	32.01	5098
TOTAL NET YARDS	4742	3201	318.9
Avg. Per Game	296.4	318.9	1108
Total Plays	957	957	4.6
Avg. Per Play	5.0	4.6	2074
NET YARDS RUSHING	2074	1559	97.4
Avg. Per Game	129.6	97.4	2668
Total Rushes	505	486	166.8
NET YARDS PASSING	2668	3543	221.4
Avg. Per Game	166.8	221.4	27/225
Sacked/Yards Lost	27/225	47/343	2893
Gross Yards	2893	3886	425/232
Att./Completions	425/232	575/331	54.6
Completion Pct.	54.6	57.5	25
Had Intercepted	25	26	82/42.5
PUNTS/AVERAGE	82/42.5	78/35.6	82/36.6
NET PUNTING AVG.	82/36.6	78/35.6	104/791
PENALTIES/YARDS	104/791	104/791	33/18
FUMBLES/BALL LOST	33/18	37/17	30
TOUCHDOWNS	30	34	15
Rushing	15	11	13
Passing	13	21	2
Returns			

SCORE BY PERIODS					
Q1	Q2	Q3	Q4	OT	PTS.
SAINTS	81	62	47	98	0
OPP.	64	92	71	60	0

SCORING									
TD	-Ru	-Pa	-RT						

SAINTS 1983 STATISTICS

WON 8, LOST 8				
9/4	W	28-17	St. Louis Cardinals	65,225
9/11	L	27-20	at Los Angeles Rams	45,572
9/18	W	34-31	OT Chicago	64,692
9/25	L	20-21	at Dallas	62,136
10/2	W	17-7	Miami	66,489
10/9	W	19-17	at Atlanta	51,654
10/16	L	13-32	San Francisco	68,154
10/23	W	24-21	at Tampa Bay	48,242
10/30	L	21-27	at Buffalo	49,413
11/6	W	27-10	Atlanta	67,962
11/13	L	0-27	at San Francisco	40,022
11/21	L	28-31	New York Jets	68,606
11/27	W	17-16	Minnesota	59,502
12/4	L	0-7	at New England	24,579
12/11	W	20-17	OT Philadelphia	45,182
12/18	L	24-26	Los Angeles Rams	70,148

TOTAL FIRST DOWNS		N.O.	OPP.
Rushing	135	108	159
Passing	136	159	22
Penalty	15	22	86/222
3rd Down: Made/Att.	85/222	38.3	38.7
3rd Down: Pct.	38.3	27	27
4th Down: Made/Att.	13/17	76.5	28.6
4th Down: Pct.	76.5	30.24	29.36
POSSESSION AVG.	30.24	4691	293.2
TOTAL NET YARDS	4938	308.6	293.2
Avg. Per Game	308.6	1024	1024
Total Plays	1055	4.7	4.6
Avg. Per Play	4.7	2000	125.0
NET YARDS RUSHING	2461	153.8	125.0
Avg. Per Game	153.8	473	2691
Total Rushes	595	154.8	154.8
NET YARDS PASSING	2477	168.2	56/437
Avg. Per Game	168.2	35/305	2782
Sacked/Yards Lost	35/305	425/23	495/271
Gross Yards	2782	54.6	54.6
Att./Completions	425/23	57.2	57.2
Completion Pct.	57.2	25	23
Had Intercepted	25	83/41.9	83/41.9
PUNTS/AVERAGE	78/40.7	36.8	36.8
NET PUNTING AVG.	36.8	93/817	96/804
PENALTIES/YARDS	93/817	36/22	33/16
FUMBLES/BALL LOST	36/22	39	39
TOUCHDOWNS	38	11	11
Rushing	20	2	2
Passing	14	8	8
Returns	4	8	8

SCORE BY PERIODS		Q1	Q2	Q3	Q4	OT	PTS.
SAINTS		41	81	103	88	6	319
OPP.		74	86	61	116	0	337

SCORING		TD	-Ru	-Pa	-RT	PAT	FG	S	PTS.
Andersen	0	0	0	0	0	37/38	18/24	0	91
W. Wilson	11	9	2	0	0	0	0	0	30
G. Rogers	5	5	0	0	0	0	0	0	24
Gajan	4	4	0	0	0	0	0	0	18
Young	3	0	3	0	0	0	0	0	18
Brenner	3	0	3	0	0	0	0	0	12
Duckett	2	0	2	0	0	0	0	0	12
Goodlow	2	0	2	0	0	0	0	0	6
D. Wilson	1	1	0	0	0	0	0	0	6
Groth	1	0	1	0	0	0	0	0	6
Poe	1	0	0	1	0	0	0	0	6
Re. Lewis	1	0	0	1	0	0	0	0	6
Kei. Clark	1	0	0	1	0	0	0	0	6
Johnson	1	0	0	1	0	0	0	0	6
Tice	1	0	0	1	0	0	0	0	6
Korte	1	0	0	1	0	0	0	0	6
TEAM	38	19	14	5	37/38	18/24	0	319	
OPP.	39	11	20	8	37/39	20/34	3	337	

SACKS: Jackson 11.0, Wilks 8.0, Reg. Lewis 6.5, Moore 6.0, Elliot 6.0, Paul 6.0, B. Clark 4.5, Kovach 3.0, Nairne 2.0, Warren 2.0, Winston 1.0.
SAINTS56.0
OPPONENTS35.0

PASSING		Att.	Cmp	Yds	Cmp%	Yds/Att	TD	TD%	Int	Int%	Long	Sack/Lost	Rating
Stabler	311	176	1988	56.6	6.39	9	2.9	18	5.8	48	18/159	61.4	
D. Wilson	112	66	70	58.9	6.88	0	0.0	0	0.0	24	17/146	68.6	
Erleben	1	1	24	100.0	24.0	0	0.0	0	0.0	42	0/0	--	
Gajan	425	243	2782	57.2	6.55	14	3.3	25	5.9	48	35/305	63.5	
TEAM	495	271	3128	54.7	6.32	20	4.0	23	4.6	60	56/437	68.2	

RUSHING		No.	Yds.	Avg.	Long	TD
G. Rogers	256	1144	4.5	761	5	
W. Wilson	199	787	4.0	29	9	
Gajan	81	415	5.1	58	4	
J. Rogers	26	80	3.1	13	0	
T. Wilson	8	21	2.6	7	0	
Austin	4	16	4.0	5	0	
Merkens	1	16	16.0	16	0	
Groth	1	15	15.0	15	0	
Goodlow	1	3	3.0	3	0	
D. Wilson	5	3	0.6	5	1	
Erleben	2	-9	-4.5	1	0	
Stabler	9	-14	-1.6	0	0	
Duckett	2	-16	-8.0	2	0	
TEAM	595	2461	4.1	761	19	
OPP.	473	2000	4.2	71	11	

RECEIVING		No.	Yds.	Avg.	Long	TD
Groth	49	585	11.9	42	1	
Brenner	41	574	14.0	38	3	
Goodlow	41	487	11.9	26	2	
Scott	24	274	11.4	35	0	
W. Wilson	20	178	8.9	24	2	
Duckett	19	282	14.9	48	2	
Gajan	17	130	7.6	26	0	
G. Rogers	12	69	5.8	22	0	
Young	7	85	12.1	32	3	
Tice	7	33	4.7	12	1	
Hardy	2	29	14.5	22	0	
Austin	2	25	12.5	18	0	
Mauti	2	30	15.0	23	0	
TEAM	243	2782	11.4	48	14	
OPP.	271	3128	11.5	60	20	

INTERCEPTIONS		No.	Yds.	Avg.	Long	TD
Poe	7	146	20.9	31	1	
Gary	3	70	23.3	26	0	
Winston	3	21	7.0	15	0	
Johnson	2	80	40.0	70	1	
Wattelet	2	33	16.5	24	0	
Paul	2	3	1.5	27	1	
Reg. Lewis	1	27	27.0	26	1	
Stemrick	1	26	26.0	26	0	
Warren	1	6	6.0	6	0	
Jackson	1	0	0.0	0	3	
TEAM	23	412	17.9	70	5	
OPP.	25	424	17.0	69	5	

KICKOFF RETURNS		No.	Yds.	Avg.	Long	TD
Duckett	33	719	21.8	61	0	
W. Wilson	10	257	25.7	52	0	
Mauti	8	147	18.4	35	0	
Austin	7	112	16.0	27	0	
J. Rogers	6	85	14.2	25	0	
Brook	1	15	15.0	15	0	
Wattelet	1	4	4.0	4	0	
TEAM	66	1339	20.3	61	0	
OPP.	44	937	21.3	53	0	

PUNT RETURNS		Ret	FC	Yds	Avg	Long	TD
Groth	39	15	275	7.1	38	0	
TEAM	39	15	275	7.1	38	0	
OPP.	51	10	573	11.2	76	2	

PUNTING		No.	Yds	Avg	Net	TB	In	Lg	B
Erleben	74	3034	41.0	30.9	9	10	60	0	
Merkens	4	144	36.0	30.5	1	0	45	0	
TEAM	78	3178	40.7	30.8	10	10	60	0	
OPP.	83	3473	41.9	36.8	7	22	70	0	

FIELD GOALS		1-19	20-29	30-39	40-49	50+
Andersen	2/2	8/8	3/4	2/6	3/4	
OPP.	0/0	7/9	6/9	6/14	1/2	

WON 4, LOST 5				
9/12	L	7-21	St. Louis Cardinals	58,763
9/19	W	10-0	at Chicago	56,600
11/21	W	27-17	Kansas City	39,341
11/28	W	23-20	at San Francisco	51,611
12/5	L	10-13	Tampa Bay	61,709
12/12	L	0-35	at Atlanta	39,535
12/19	L	7-21	at Dallas	64,506
12/26	L	10-27	Washington	48,667
1/2	W	35-6	Atlanta	47,336

TOTAL FIRST DOWNS		N.O.	OPP.
Rushing	173	150	58
Passing	79	81	11
Penalty	18	11	48/129
3rd Down: Made/Att.	48/129	36/103	37.2
3rd Down: Pct.	37.2	61/10	3/3
4th Down: Made/Att.	6/10	60.0	100.0
4th Down: Pct.	60.0	32.06	27.56
POSSESSION AVG.	32.06	2607	2607
TOTAL NET YARDS	2655	290.0	290.0
Avg. Per Game	290.0	531	531
Total Plays	602	4.4	4.9
Avg. Per Play	4.4	974	974
NET YARDS RUSHING	1257	108.2	108.2
Avg. Per Game	108.2	331	255
Total Rushes	331	70	17.5
NET YARDS PASSING	1398	10.3	9.0
Avg. Per Game	10.3	181.4	181.4
Sacked/Yards Lost	23/173	31/231	31/231
Gross Yards	1571	1864	1864
Att./Completions	248/137	245/149	245/149
Completion Pct.	55.2	60.8	60.8
Had Intercepted	14	9	9
PUNTS/AVERAGE	46/43.0	51/41.1	51/41.1
NET PUNTING AVG.	35.2	36.7	36.7
PENALTIES/YARDS	65/514	50/454	50/454
FUMBLES/BALL LOST	17/10	23/13	23/13
TOUCHDOWNS	16	19	19
Rushing	8	8	8
Passing	8	11	11
Returns	0	0	0

SCORE BY PERIODS		Q1	Q2	Q3	Q4	OT	PTS.
SAINTS		31	27	26	45	0	129
OPP.		14	64	34	48	0	160

SCORING		TD	-Ru	-Pa	-RT	PAT	FG	S	PTS.
W. Wilson	5	3	2	0	0	0	0	0	30
Fritsch	0	0	0	0	8/9	4/7	0	0	20
G. Rogers	3	3	0	0	0	0	0	0	18
J. Rogers	2	2	0	0	0	0	0	0	12
Duckett	2	0	2	0	0	0	0	0</	

SAINTS 1981 STATISTICS

WON 4, LOST 12					
9/6	L	0-27	at Atlanta	57,406	
9/13	W	23-17	Los Angeles Rams	62,063	
9/20	L	7-20	at New York Giants	69,814	
9/27	L	14-21	at San Francisco	44,433	
10/4	L	6-20	Pittsburgh	64,578	
10/11	L	14-31	Philadelphia	52,728	
10/18	L	17-20	at Cleveland	76,059	
10/25	W	17-7	Cincinnati	46,336	
11/1	L	10-41	Atlanta	63,637	
11/8	W	21-13	at Los Angeles Rams	61,068	
11/15	L	10-20	at Minnesota	45,215	
11/22	W	27-24	at Houston	49,581	
11/29	L	14-31	Tampa Bay	62,209	
12/6	L	3-30	at St. Louis Cardinals	46,923	
12/13	L	7-35	Green Bay	45,518	
12/20	L	17-21	San Francisco	43,639	

	N.O.	OPP.
TOTAL FIRST DOWNS	280	303
Rushing	126	127
Passing	124	161
Penalty	30	15
3rd Down: Made/Att	91/225	88/209
3rd Down: Pct.	40.4	42.1
4th Down: Made/Att	12/31	3/8
4th Down: Pct.	38.7	28.4
POSSESSION AVG.	31.19	52.53
TOTAL NET YARDS	4,705	328.3
Avg. Per Game	294.1	1002
Total Plays	1035	5.2
Avg. Per Play	4.5	1916
NET YARDS RUSHING	2286	119.8
Avg. Per Game	142.9	504
Total Rushes	546	3337
NET YARDS PASSING	2419	208.6
Avg. Per Game	151.2	27/241
Sacked/Yards Lost	41/359	3578
Gross Yards	2778	471/287
Att./Completions	441/238	60.9
Completion Pct.	54.0	17
Had Intercepted	27	66/44.1
PUNTS/AVERAGE	66/40.5	35.7
NET PUNTING AVG.	34.4	117/1079
PENALTIES/YARDS	109/899	30/17
FUMBLES/BALL LOST	40/20	46
TOUCHDOWNS	24	17
Rushing	16	26
Passing	8	3
Returns	0	0

SCORE BY PERIODS

	Q1	Q2	Q3	Q4	OT	PTS.
SAINTS	51	57	44	55	0	207
OPP.	79	117	79	103	0	378

SCORING

	TD	Ru	Pa	RT	PAT	FG	S	PTS.
G. Rogers	13	13	0	0	0	0	0	78
Ricardo	0	0	0	0	24/24	13/25	0	63
W. Wilson	5	1	4	0	0	0	0	30
Holmes	2	2	0	0	0	0	0	12
Groth	1	0	1	0	0	0	0	6
Merkens	1	0	1	0	0	0	0	6
Hardy	1	0	1	0	0	0	0	6
Chandler	1	0	1	0	0	0	0	6
TEAM	24	16	8	0	24/24	13/25	0	207
OPP.	46	17	26	3	45/46	19/25	0	378

SACKS: Jackson 8.0, Grooms 4.0, Wilks 3.5, Warren 3.5, Naime 2.0, Redd 1.0, Kovach 1.0, Gary 1.0, Moore 1.0, Boyarsky 1.0, Bennett 1.0.
SAINTS 27.0
OPPONENTS 40.0

RUSHING

	No.	Yds.	Avg.	Long	TD
G. Rogers	378	1674	4.4	79t	13
Holmes	58	194	3.3	11	2
Tyler	36	183	5.5	42	0
W. Wilson	44	137	3.1	12	1
J. Rogers	9	37	4.1	15	0
Manning	3	28	9.3	15	0
Groth	2	27	13.5	28	0
Erleben	2	10	5.0	26	0
Stauch	2	6	3.0	5	0
D. Wilson	5	1	-0.5	2	0
Merkens	2	-1	-0.5	2	0
Others	5	-10	-1.7	6	0
TEAM	546	2286	4.2	79t	16
OPP.	504	1916	3.8	40	17

RECEIVING

	No.	Yds.	Avg.	Long	TD
Holmes	38	206	5.4	19	4
W. Wilson	31	384	12.4	55	0
Merkens	29	458	15.8	50	1
Hardy	23	275	12.0	27	1
Tyler	12	135	5.9	18	0
Groth	20	380	19.0	54	1
G. Rogers	16	126	7.9	25	0
Martini	8	72	9.0	15	0
Brenner	7	143	20.4	34	0
Thompson	6	81	13.5	25	0
Harris	2	33	16.5	20	0
Others	35	485	13.9	39	1
TEAM	238	2778	11.7	55	8
OPP.	287	3578	12.5	60t	26

INTERCEPTIONS

	No.	Yds.	Avg.	Long	TD
Waymer	4	54	13.5	31	0
Wattelet	3	16	5.3	16	0
Myers	2	70	35.0	54	0
Ray	2	33	33.0	33	0
Naime	1	18	18.0	18	0
Kovach	1	13	13.0	13	0
Redd	1	7	7.0	7	0
Bordeon	1	3	3.0	3	0
Poe	1	0	0.0	0	0
Spivey	1	0	0.0	0	0
Gary	1	0	0.0	0	0
TEAM	17	214	12.6	54	0
OPP.	27	479	17.7	41	0

KICKOFF RETURNS

	No.	Yds.	Avg.	Long	TD
W. Wilson	31	722	23.3	57	0
J. Rogers	28	621	22.2	44	0
Stauch	3	65	21.7	29	0
Groth	3	50	16.7	21	0
Merkens	2	38	19.0	20	0
Brook	2	18	9.0	12	0
Others	1	9	9.0	9	0
TEAM	70	1523	21.8	57	0
OPP.	50	966	19.3	40	0

PUNT RETURNS

	Ret	FC	Yds	Avg	Long	TD
Groth	37	6	438	11.8	36	0
Poe	1	0	2	2.0	2	0
Merkens	1	1	-12	-12.0	-12	0
Wilson	2	0	0	0.0	0	0
Others	1	7	419	10.2	36	0
TEAM	41	12	282	7.6	32	0
OPP.	37	12	282	7.6	32	0

PUNTING

	No.	Yds	Avg	Net	TB	In	Lg	B
Erleben	66	2672	40.5	34.4	6	11	60	0
TEAM	66	2672	40.5	34.4	6	11	60	0
OPP.	69	3045	44.1	35.7	8	11	61	0

FIELD GOALS

	1-19	20-29	30-39	40-49	50+
Ricardo	0/0	5/5	3/9	5/10	0/1
OPP.	2/2	7/7	3/5	5/7	2/4

	Att.	Cmp	Yds	Cmp%	Yds/Att	TD	TD%	Int	Int%	Long	Sack/Lost	Rating
PASSING	232	134	1447	57.8	6.24	5	2.2	11	4.7	55	20/164	64.0
Manning	159	82	1058	51.5	6.65	1	0.6	11	6.9	50	11/121	46.0
D. Wilson	46	20	245	43.5	5.44	1	2.1	5	10.6	31	7/72	28.0
Scott	4	2	28	50.0	7.00	1	25.0	0	0.0	20	2/2	113.0
Others	441	238	2778	54.0	6.30	8	1.8	27	6.1	55	40/359	53.9
TEAM	471	287	3578	60.9	7.60	26	5.5	17	3.6	60t	27/241	87.9
OPPONENTS	471	287	3578	60.9	7.60	26	5.5	17	3.6	60t	27/241	87.9

SAINTS 1980 STATISTICS

WON 1, LOST 15

9/7	L	23-26	San Francisco	58,621	
9/14	L	3-22	at Chicago	65,523	
9/21	L	28-35	Buffalo	51,154	
9/28	L	16-21	at Miami	40,946	
10/5	L	7-40	St. Louis Cardinals	45,388	
10/12	L	13-24	at Detroit	78,147	
10/19	L	14-41	Atlanta	62,651	
10/26	L	14-22	at Washington	51,375	
11/2	L	31-45	at Los Angeles Rams	59,909	
11/9	L	21-34	Philadelphia	45,340	
11/16	L	13-31	at Atlanta	53,871	
11/24	L	7-27	Los Angeles Rams	53,488	
11/30	L	20-23	Minnesota	30,936	
12/7	L	35-38	OT at San Francisco	37,949	
12/14	W	21-20	at New York Jets	38,077	
12/21	L	27-38	New England	38,277	

	N.O.	OPP.
TOTAL FIRST DOWNS	285	360
Rushing	80	178
Passing	183	155
Penalty	22	27
3rd Down: Made/Att	65/203	95/225
3rd Down: Pct.	32.0	42.2
4th Down: Made/Att	7/16	11/20
4th Down: Pct.	43.8	55.0
POSSESSION AVG.	34.0	55.0
TOTAL NET YARDS	5010	6218
Avg. Per Game	313.1	388.6
Total Plays	958	1101
Avg. Per Play	5.2	5.6
NET YARDS RUSHING	1362	3106
Avg. Per Game	85.1	194.1
Total Rushes	348	630
NET YARDS PASSING	3648	3112
Avg. Per Game	228.0	194.5
Sacked/Yards Lost	46/362	27/229
Gross Yards	4010	3341
Att./Completions	566/354	445/255
Completion Pct.	59.0	57.3
Had Intercepted	23	12
PUNTS/AVERAGE	89/39.3	63/39.1
NET PUNTING AVG.	33.1	34.8
PENALTIES/YARDS	98/837	79/690
FUMBLES/BALL LOST	28/13	27/12
TOUCHDOWNS	37	60
Rushing	9	28
Passing	26	31
Returns	2	1

SCORE BY PERIODS

	Q1	Q2	Q3	Q4	OT	PTS.
SAINTS	55	90	71	75	0	291
OPP.	67	151	108	158	3	487

SCORING

	TD	Ru	Pa	RT	PAT	FG	S	PTS.
Ricardo	0	0	0	0	31/34	10/17	0	61
Childs	0	0	0	0	0	0	0	36
Harris	0	0	0	0				

SAINTS 1979 STATISTICS

WON 8, LOST 8

9/2	L	34-40	OT	Atlanta	70,940
9/9	L	19-28		at Green Bay (Milw.)	53,184
9/16	L	14-26		Philadelphia	54,212
9/23	W	30-21		at San Francisco	39,727
9/30	W	24-14		New York Giants	51,543
10/7	L	17-35		Los Angeles Rams	68,986
10/14	W	42-14		at Tampa Bay	67,640
10/21	W	17-7		Detroit	57,428
10/28	W	14-10		at Washington	52,133
11/4	L	3-10		at Denver	74,482
11/11	W	31-20		at San Francisco	65,551
11/18	L	24-38		at Seattle	60,055
11/25	W	37-6		at Atlanta	42,815
12/3	L	35-42		Oakland	65,541
12/9	L	0-35		San Diego	61,059
12/16	W	29-14		at Los Angeles Rams	53,879

	N.O.	OPP.
TOTAL FIRST DOWNS	315	334
Rushing	160	147
Passing	135	168
Penalty	20	19
3rd Down: Made/Att.	86/215	105/239
3rd Down: Pct.	40.0	43.9
4th Down: Made/Att.	6/15	11/21
4th Down: Pct.	40.0	52.3
POSSESSION AVG.		
TOTAL NET YARDS	5627	5535
Avg. Per Game	351.6	345.9
Total Plays	995	1055
Avg. Per Play	5.7	5.2
NET YARDS RUSHING	2476	2469
Avg. Per Game	154.7	154.3
Total Rushes	551	521
NET YARDS PASSING	3151	3066
Avg. Per Game	196.9	191.6
Sacked/Yards Lost	17/140	46/391
Gross Yards	3291	3457
Att./Completions	428/257	488/265
Completion Pct.	60.0	54.3
Had Intercepted	22	26
PUNTS/AVERAGE	69/39.5	71/38.0
NET PUNTING AVG.	34.2	31.9
PENALTIES/YARDS	93/822	98/671
FUMBLES/BALL LOST	24/14	33/16
TOUCHDOWNS	46	47
Rushing	28	22
Passing	16	24
Returns	2	1

SCORE BY PERIODS

	Q1	Q2	Q3	Q4	OT	PTS.
SAINTS	62	146	81	81	0	370
OPP.	51	126	69	108	6	360

SCORING

	TD	-Ru	-Pa	-RT	PAT	FG	S	PTS.
Yepremian	0	0	0	0	39/40	12/16	0	75
Galbreath	10	9	1	0	1/2	2/3	0	67
Muncie	11	11	0	0	0	0	0	66
Chandler	6	6	0	0	0	0	0	36
Strachan	6	6	0	0	0	0	0	36
Childs	5	0	5	0	0	0	0	30
Harris	2	0	2	0	0	0	0	12
Manning	2	2	0	0	0	0	0	12
Erxleben	0	0	0	0	4/4	2/2	0	10
Hardy	1	0	1	0	0	0	0	6
Myers	1	0	0	1	0	0	0	6
Bordelon	1	0	0	1	0	0	0	6
Owens	1	0	1	0	0	0	0	6
Grooms	0	0	0	0	0	0	0	0
TEAM	46	28	16	2	44/46	16/21	1	370
OPP.	47	22	24	1	45/46	11/17	0	360

SACKS:

SAINTS	46.0
OPPONENTS	17.0

PASSING

	Att.	Cmp	Yds	Cmp%	Yds/Att	TD	TD%	Int	Int%	Long	Sack/Lost	Rating
Manning	420	252	3169	60.0	7.54	15	3.6	20	4.8	85	17/140	75.5
Galbreath	3	2	70	66.7	23.33	0	0.0	1	33.3	48	0/0	--
Scott	2	2	12	100.0	6.00	0	0.0	0	0.0	6	0/0	--
Muncie	2	1	40	50.0	20.00	1	50.0	0	0.0	40	0/0	--
Erxleben	1	0	0	0.0	0.00	0	0.0	1	100.0	0	0/0	--
TEAM	428	257	3291	60.0	7.69	16	3.7	22	5.1	85	17/140	75.2
OPPONENTS	488	265	3457	54.3	7.08	24	4.9	26	5.3	66	46/391	71.1

RUSHING

	No.	Yds.	Avg.	Long	TD
Muncie	238	1198	5.0	69t	11
Galbreath	189	708	3.7	27	9
Strachan	62	275	4.4	23	6
Manning	35	186	5.3	20	2
Holmes	17	68	4.0	14	0
Wilson	5	26	5.2	16	0
Harris	2	9	4.5	16	0
Jones	3	5	1.7	3	0
TEAM	551	2476	4.5	69t	28
OPP.	521	2469	4.7	60	22

RECEIVING

	No.	Yds.	Avg.	Long	TD
Chandler	65	1069	16.4	85	6
Galbreath	58	484	8.3	38	1
Childs	51	846	16.6	51	5
Muncie	40	308	7.7	28	0
Harris	25	395	15.8	42	2
Owens	7	72	10.3	21	1
Holmes	3	19	6.3	13	0
Strachan	3	9	3.0	5	0
Mauti	2	64	32.0	61	0
Williams	2	22	11.0	14	0
Hardy	1	3	3.0	3t	1
TEAM	257	3291	12.8	85	16
OPP.	265	3457	13.0	66t	24

INTERCEPTIONS

	No.	Yds.	Avg.	Long	TD
Myers	7	127	18.1	52t	1
Hughes	4	62	15.5	40	0
Felton	4	53	13.3	53	0
Schwartz	2	31	15.5	22	0
Bordelon	2	24	12.0	19t	1
Chapman	2	12	6.0	12	0
Mauti	1	32	32.0	32	0
McGill	1	6	6.0	6	0
Federspiel	1	4	4.0	4	0
Brown	1	2	2.0	2	0
Grooms	1	-2	-2.0	-2	0
TEAM	26	351	13.5	53	2
OPP.	22	199	9.0	35	1

KICKOFF RETURNS

	No.	Yds.	Avg.	Long	TD
Mauti	36	801	22.2	39	0
Wilson	11	230	20.9	31	0
Holmes	8	120	15.0	20	0
Chandler	7	136	19.4	37	0
Williams	2	12	6.0	12	0
Kovach	1	10	10.0	10	0
Owens	1	10	10.0	10	0
TEAM	66	1319	20.0	39	0
OPP.	76	1523	20.0	53	0

PUNT RETURNS

	Ret	FC	Yds	Avg	Long	TD
Mauti	27	13	218	8.1	33	0
Chandler	3	3	13	4.3	8	0
TEAM	30	16	231	7.7	33	0
OPP.	32	11	223	7.0	19	0

PUNTING

	No.	Yds	Avg	Net	TB	In	Lg	B
Partridge	57	2330	40.9	7	16	61	0	0
Erxleben	4	148	37.0	0	1	40	0	0
TEAM	69	2726	39.5	34.2	7	17	61	0
OPP.	71	2699	38.0	31.9	10	13	60	2

FIELD GOALS

	20-29	30-39	40-49	50+
Yepremian	1/1	5/5	3/4	3/6
Erxleben	0/0	0/0	2/2	0/0
Galbreath	0/1	2/2	0/0	0/0
TEAM	1/2	7/7	5/6	3/6
OPP.	2/2	4/4	2/4	3/5

WON 7, LOST 9

9/3	W	31-24	Minnesota	54,187
9/10	L	17-28	at Green Bay (Milw.)	54,336
9/17	L	17-24	Philadelphia	49,242
9/24	W	20-18	at Cincinnati	40,455
10/1	L	20-26	Los Angeles Rams	61,654
10/8	L	16-24	Cleveland	50,158
10/15	W	14-7	at San Francisco	37,671
10/22	W	10-3	at Los Angeles Rams	47,574
10/29	W	28-17	New York Giants	58,806
11/5	L	14-20	at Pittsburgh	48,525
11/12	L	17-20	Atlanta	70,323
11/19	L	7-27	at Dallas	57,920
11/26	L	17-20	at Atlanta	55,521
12/3	W	24-13	San Francisco	50,068
12/10	L	12-17	Houston Oilers	63,169
12/17	W	17-10	at Tampa Bay	51,209

	N.O.	OPP.
TOTAL FIRST DOWNS	295	286
Rushing	119	129
Passing	154	130
Penalty	22	27
3rd Down: Made/Att.	84/232	94/238
3rd Down: Pct.	36.2	39.5
4th Down: Made/Att.	7/18	11/18
4th Down: Pct.	53.8	61.1
POSSESSION AVG.		
TOTAL NET YARDS	4996	4867
Avg. Per Game	312.3	304.2
Total Plays	1028	1025
Avg. Per Play	4.9	4.7
NET YARDS RUSHING	1845	2403
Avg. Per Game	115.3	150.2
Total Rushes	512	573
NET YARDS PASSING	3151	2464
Avg. Per Game	196.9	154.0
Sacked/Yards Lost	37/301	33/236
Gross Yards	3452	2695
Att./Completions	479/294	418/214
Completion Pct.	61.4	51.2
Had Intercepted	16	21
PUNTS/AVERAGE	86/41.1	71/40.1
NET PUNTING AVG.	32.6	35.4
PENALTIES/YARDS	112/1044	103/924
FUMBLES/BALL LOST	32/17	37/20
TOUCHDOWNS	35	33
Rushing	17	9
Passing	17	21
Returns	1	3

SCORE BY PERIODS

	Q1	Q2	Q3	Q4	OT	PTS.
SAINTS	54	102	37	88	0	281
OPP.	60	98	47	93	0	298

SCORING

	TD	-Ru	-Pa	-RT	PAT	FG	S	PTS.
Galbreath	7	5	2	0	0/1	0/0	0	42
Muncie	7	7	0	0	0	0	0	42
Mike-Mayer	0	0	0	0	18/18	6/13	0	36
Strachan	4	4	0	0	0	0	0	24
Harris	4	0	4	0	0	0	0	24
Childs	4	0	4	0	0	0	0	24
Szaro	0	0	0	0	9/9	4/6	0	21
Leyoldt	0	0	0	0	4/5	2/3	0	10
Mauti	2	0	2	0	0	0	0	12
Chandler	2	0	2	0	0	0	0	12
Owens	2	0	2	0	0	0	0	12
Manning	1	1	0	0	0	0	0	12
Myers	1	0	0	1	0	0	0	6
Hardy	1	0	1	0	0	0	0	6
Jurich	0	0	0	0	2/2	0/3	0	6
TEAM	0	0	0	0	0	0	0	2
TEAM	35	17	17	1	33/35	12/25	1	281
OPP.	33	9	21	3	32/33	22/32	0	298

SACKS:

SAINTS	33.0
OPPONENTS	37.0

SAINTS 1978 STATISTICS

RUSHING

	No.	Yds.	Avg.	Long	TD
Galbreath	186	635	3.4	20t	5
Muncie	160	557	3.6	28	7
Strachan	108	388	3.6	21	4
Manning	38	202	5.3	19	1
Jones	9	31	3.4	8	0
Chandler	2	22	11.0	22	0
Holmes	2	10	5.0	10	0
Blanchard	2	4	2.0	4	0
Scott	2	0	0.0	0	0
Childs	1	0	0.0	0	0
TEAM	512	1845	3.6	28	17
OPP.	574	2403	4.1	46	9

RECEIVING

	No.	Yds.	Avg.	Long	TD
Galbreath	74	582	7.9	35	2
Childs	53	869	16.4	52	4
Harris	40	590	14.8	45	4
Owens	40	446	11.2	47t	2
Chandler	35	472	13.5	58t	2
Muncie					

SAINTS 1977 STATISTICS

WON 3, LOST 11

9/18	L	20-24	Green Bay	56,548
9/25	L	19-23	at Detroit	51,548
10/2	W	42-24	at Chicago	51,488
10/9	L	0-14	San Diego	53,942
10/16	L	7-14	at Los Angeles Rams	46,045
10/23	L	31-49	at St. Louis Cardinals	48,417
10/30	W	27-26	Los Angeles Rams	59,023
11/6	L	7-28	at Philadelphia	53,482
11/13	L	7-10 OT	San Francisco	41,564
11/20	W	21-20	Atlanta	43,135
11/27	L	17-20	at San Francisco	33,702
12/4	L	13-16	New York Jets	40,464
12/11	L	14-33	Tampa Bay	40,124
12/18	L	7-35	at Atlanta	36,895

		N.O.	OPP.
TOTAL FIRST DOWNS	223	272
Rushing	115	153
Passing	96	103
Penalty	12	16
3rd Down: Made/Att.	71/201	89/195
3rd Down: Pct.	35.3	45.6
4th Down: Made/Att.		
4th Down: Pct.		
POSSESSION AVG.		
TOTAL NET YARDS	3597	4622
Avg. Per Game	256.9	330.1
Total Plays	861	939
Avg. Per Play	4.2	4.9
NET YARDS RUSHING	2024	2729
Avg. Per Game	144.6	194.9
Total Rushes	484	623
NET YARDS PASSING	1573	1860
Avg. Per Game	112.3	132.8
Sacked/Yards Lost	46/360	28/227
Gross Yards	1933	2127
Att./Completions	321/166	290/154
Completion Pct.	51.7	53.1
Had Intercepted	21	10
PUNTS/AVERAGE	87/41.0	76/38.3
NET PUNTING AVG.	31.5	30.9
PENALTIES/YARDS	86/894	104/972
FUMBLES/BALL LOST	20/10	29/16
TOUCHDOWNS	31	42
Rushing	14	21
Passing	13	15
Returns	4	6

		SCORE BY PERIODS					
		Q1	Q2	Q3	Q4	OT	PTS.
SAINTS		20	105	38	69	0	232
OPP.		69	111	62	91	3	336

		SCORING							
		TD	-Ru	-Pa	-RT	PAT	FG	S	PTS.
Childs	9	0	0	0	0	0	0	54
Szaro	0	0	0	0	29/31	5/13	0	44
Muncie	7	6	1	0	0	0	0	42
Manning	5	5	0	0	0	0	0	30
Galbreath	3	3	0	0	0	0	0	18
Myers	1	0	0	1	0	0	0	6
Pollard	1	0	0	1	0	0	0	6
Merlo	1	0	0	1	0	0	0	6
Thaxton	1	0	1	0	0	0	0	6
Grooms	1	0	1	0	0	0	0	6
Chapman	1	0	0	1	0	0	0	6
Gilliam	1	0	1	0	0	0	0	6
Team	0	0	0	0	0	1	2	0
TEAM	31	14	13	4	29/31	5/13	1	232
OPP.	42	21	15	6	39/42	15/23	0	336

SACKS:									
SAINTS								28.0
OPPONENTS								46.0

		PASSING												
		Att.	Cmp	Yds	Cmp%	Yds/Att	TD	TD%	Int	Int%	Long	Sack/Lost	Rating	
Manning	205	113	1284	55.1	6.3	8	3.7	9	4.4	59	36/288	68.8	
Scott	82	36	516	43.9	6.3	3	3.6	8	9.7	53t	5/43	37.3	
Douglass	31	16	130	51.6	4.2	1	3.2	3	9.7	31	5/29	33.7	
Blanchard	3	1	3	33.3	1.0	1	33.3	1	33.3	3t	0/0	-	
TEAM	321	166	1933	51.7	6.0	13	4.0	21	6.5	59	46/360	56.4	
OPPONENTS	290	154	2127	53.1	7.3	15	5.1	10	3.4	58	28/227	79.7	

		RUSHING				
		No.	Yds.	Avg.	Long	TD
Muncie	201	811	4.0	36	6
Galbreath	168	644	3.8	26	3
Manning	39	270	6.9	27	5
Strachan	54	269	5.0	13	0
Douglass	2	23	11.5	20	0
Jones	7	18	2.6	8	0
Scott	4	11	2.7	9	0
Herrmann	1	-17	-17.0	-17	0
Thaxton	1	-3	-3.0	-3	0
Boykin	5	-9	-1.8	4	0
TEAM	484	2024	4.2	36	14
OPP.	623	2729	4.4	80	21

		RECEIVING				
		No.	Yds.	Avg.	Long	TD
Galbreath	41	285	6.5	30	0
Childs	33	514	15.6	59	9
Herrmann	31	586	18.9	39	0
Muncie	21	248	11.8	35t	1
Thaxton	16	211	13.2	41	1
Gilliam	11	133	12.1	23	1
Mauti	4	71	17.7	23	0
Strachan	3	26	8.7	10	0
Boykin	3	21	7.0	9	0
Burton	1	13	13.0	13	0
Jones	1	9	9.0	9	0
Parker	1	7	7.0	7	0
Grooms	1	3	3.0	3t	1
TEAM	166	1933	11.6	59	13
OPP.	154	2127	13.8	58	15

		INTERCEPTIONS				
		No.	Yds.	Avg.	Long	TD
Crist	4	6	1.5	0	0
Merlo	1	57	57.0	57t	1
Chapman	1	16	16.0	16	0
Myers	1	2	2.0	2	0
Hughes	1	2	2.0	2	0
Marsalis	1	0	0.0	0	0
Jackson	1	0	0.0	0	0
TEAM	10	83	8.3	57t	1
OPP.	21	392	18.7	72t	4

		KICKOFF RETURNS				
		No.	Yds.	Avg.	Long	TD
Chapman	15	385	25.7	92t	1
Mauti	27	609	22.5	38	0
Willis	8	148	18.5	27	0
Boykin	5	76	15.2	24	0
Jones	2	23	11.5	13	0
Muncie	1	19	19.0	19	0
Others	5	95	19.0	33	0
TEAM	63	1355	21.5	92t	1
OPP.	45	1075	23.9	60	0

		PUNT RETURNS					
		Ret	FC	Yds	Avg	Long	TD
Mauti	38	10	281	7.4	33	0
TEAM	38	10	281	7.4	33	0
OPP.	57	9	604	10.6	88t	2

		PUNTING							
		No.	Yds	Avg	Net	TB	In	Lg	B
Blanchard	82	3474	42.4	11	11	66		
Scott	3	95	31.7	0	0	34		
TEAM	87	3569	41.0	31.5	11	11	66	
OPP.	76	2909	38.3	30.9	8	14	54	

		FIELD GOALS				
		No.	Yds	Avg	Long	
Szaro	1-19	20-29	30-39	40-49	50+
OPP.	0/0	3/5	2/3	0/2	0/3
OPP.	1/2	5/6	3/7	6/6	0/1

SAINTS 1976 STATISTICS

WON 4, LOST 10

9/12	L	9-40	Minnesota	58,156
9/19	L	6-24	Dallas	61,413
9/26	W	27-17	at Kansas City	53,918
10/3	L	26-31	Houston Oilers	51,973
10/10	W	30-0	Atlanta	51,521
10/17	L	3-33	at San Francisco	43,160
10/24	L	10-16	Los Angeles Rams	51,984
10/31	L	20-23	at Atlanta	34,127
11/7	L	27-32	at Green Bay (Milw.)	52,936
11/14	W	17-16	Detroit	42,048
11/21	W	51-27	at Seattle	61,865
11/28	L	14-33	at Los Angeles Rams	54,906
12/5	L	6-27	at New England	53,592
12/12	L	7-27	San Francisco	42,536

		N.O.	OPP.
TOTAL FIRST DOWNS	226	275
Rushing	92	129
Passing	111	121
Penalty	23	25
3rd Down: Made/Att.	63/211	81/214
3rd Down: Pct.	29.9	37.9
4th Down: Made/Att.		
4th Down: Pct.		
POSSESSION AVG.		
TOTAL NET YARDS	3750	4482
Avg. Per Game	267.9	320.1
Total Plays	883	966
Avg. Per Play	4.2	4.6
NET YARDS RUSHING	1766	2280
Avg. Per Game	126.1	162.9
Total Rushes	430	555
NET YARDS PASSING	1984	2202
Avg. Per Game	126.1	162.9
Sacked/Yards Lost	51/369	39/312
Gross Yards	2353	2514
Att./Completions	402/206	367/200
Completion Pct.	51.2	54.5
Had Intercepted	14	12
PUNTS/AVERAGE	101/39.3	87/39.9
NET PUNTING AVG.	31.1	33.9
PENALTIES/YARDS	103/901	90/883
FUMBLES/BALL LOST	31/18	37/27
TOUCHDOWNS	29	44
Rushing	16	22
Passing	8	18
Returns	5	4

		SCORE BY PERIODS					
		Q1	Q2	Q3	Q4	OT	PTS.
SAINTS		23	83	75	72	0	253
OPP.		69	116	69	92	0	346

		SCORING									
		TD	-Ru	-Pa	-RT	PAT	FG	S	PTS.		
Szaro	0	0	0	0	25/29	18/23	0	79		
Galbreath	8	7	1	0	0	0	0	48		
Childs	4	1	3	0	0	0	0	24		
Douglass	2	2	0	0	0	0	0	12		
Strachan	2	2	0	0	0	0	0	12		
Muncie	2	2	0	0	0	0	0	12		
Merlo	2	0	0	2	0	0	0	12		
Burton	2	0	2	0	0	0	0	12		
Scott	1	1	0	0	0	0	0	6		
Myers	1	0	0	1	0	0	0	6		
Maxson	1	1	0	0	0	0	0	6		
Price	1	0	0	1	0	0	0	6		
Capone	1	0	0	1	0	0	0	6		
T. Owens	1	0	1	0	0	0	0	6		
Thaxton	1	0	1	0	0	0	0	6		
TEAM	29	16	8	5	25/29	18/23	0	253		
OPP.	44	22	18	4	36/44	14/17	0	346		

SACKS:									
SAINTS								39.0
OPPONENTS								50.0

		RUSHING				
		No.	Yds.	Avg.	Long	TD
Muncie	148	652	4.4	51	2
Galbreath	136	570	4.2	74t	7
Strachan	66	258			

SAINTS 1975 STATISTICS

WON 2, LOST 12					
9/21	L	3-41	at Washington	54,414	
9/28	L	0-21	Cincinnati	52,531	
10/5	L	7-14	at Atlanta	29,444	
10/12	W	20-19	Green Bay	51,371	
10/19	L	21-35	at San Francisco	40,990	
10/26	L	14-38	at Los Angeles Rams	60,771	
11/2	W	23-7	Atlanta	56,614	
11/9	L	10-48	at Oakland Raiders	51,784	
11/16	L	7-20	Minnesota	62,765	
11/23	L	6-16	San Francisco	40,328	
11/30	L	16-17	at Cleveland	44,753	
12/7	L	7-14	Los Angeles Rams	39,358	
12/14	L	14-28	at New York Giants	40,150	
12/21	L	17-42	Chicago	33,371	

	N.O.	OPP.
TOTAL FIRST DOWNS	215	251
Rushing	109	105
Passing	82	125
Penalty	24	21
3rd Down: Made/Att.	74/127	92/208
3rd Down: Pct.	34.1	44.2
4th Down: Made/Att.		
4th Down: Pct.		
POSSESSION AVG.		
TOTAL NET YARDS	3,189	4,317
Avg. Per Game	227.8	308.4
Total Plays	908	887
Avg. Per Play	3.5	4.9
NET YARDS RUSHING	1,642	1,930
Avg. Per Game	117.3	137.9
Total Rushes	463	505
NET YARDS PASSING	1,547	2,387
Avg. Per Game	110.5	170.5
Sacked/Yards Lost	53/416	28/200
Gross Yards	1,963	2,587
Att./Completions	392/181	354/206
Completion Pct.	46.2	58.2
Had Intercepted	21	16
PUNTS/AVERAGE	92/44.0	75/42.7
NET PUNTING AVG.		
PENALTIES/YARDS	71/527	77/726
FUMBLES/BALL LOST	33/16	43/22
TOUCHDOWNS	19	47
Rushing	9	14
Passing	8	25
Returns	2	8

	Q1	Q2	Q3	Q4	OT	PTS.
SAINTS	16	48	40	61	0	165
OPP.	97	97	60	106	0	360

SCORING							
TD	Ru	Pa	RT	PAT	FG	S	PTS.
Szaro	0	0	0	0	16/17	0	46
McNeill	4	0	0	0	0	0	24
Maxson	3	3	0	0	0	0	18
Strachan	2	2	0	0	0	0	12
Burton	2	0	2	0	0	0	12
Parker	2	0	2	0	0	0	12
Manning	1	1	0	0	0	0	6
Jones	1	1	0	0	0	0	6
Seal	1	0	0	1	0	0	6
McNeill	1	0	0	1	0	0	6
Chambers	1	0	0	1	0	0	6
Herrmann	1	0	0	1	0	0	6
McClard	0	0	0	1/1	1/5	0	4
Blanchard	0	0	0	0	0	0	1
TEAM	19	9	2	18/19	11/21	0	165
OPP.	47	14	25	8	44/48	8/12	360

SACKS:	SAINTS	OPPONENTS
	28.0	53.0

PASSING	Att.	Cmp	Yds	Cmp%	Yds/Att	TD	TD%	Int	Int%	Long	Sack/Lost	Rating
Manning	338	159	1685	47.0	4.99	7	2.1	17	5.0	71	49/390	44.3
Cipa	37	14	182	37.8	4.95	1	2.7	3	8.1	25	3/14	23.3
Scott	17	8	96	47.1	5.65	0	0.0	1	5.9	33	1/12	40.3
TEAM	392	181	1963	46.2	5.65	8	2.0	21	5.4	71	53/416	45.9
OPPONENTS	354	206	2587	58.2	6.25	25	7.1	16	4.5	60	28/200	85.7

RUSHING		No.	Yds.	Avg.	Long	TD
Strachan	161	668	4.1	21	2
Maxson	139	371	2.7	14	3
McNeill	61	206	3.4	17	2
Manning	33	186	5.6	16	1
Jones	42	108	2.6	18	1
Rogers	17	62	3.6	22	0
Baker	1	21	21.0	21	0
Seal	1	10	10.0	10	0
Burton	2	8	4.0	5	0
Cipa	2	0	0.3	3	0
TEAM	463	1642	3.5	22	9
OPP.	505	1930	3.8	54	14

RECEIVING		No.	Yds.	Avg.	Long	TD
Maxson	41	234	5.7	33	0
Strachan	30	224	7.5	27	0
Seal	28	414	14.8	38	1
McNeill	18	140	7.8	17	2
Burton	16	305	19.1	71	2
Hamilton	12	179	17.9	38	0
Jones	10	52	5.2	12	0
Parker	9	123	13.7	32	2
Herrmann	3	47	15.7	28	1
Baker	2	26	13.0	17	0
Chapman	1	7	7.0	7	0
Rogers	1	2	2.0	2	0
TEAM	181	1963	10.8	71	8
OPP.	206	2587	12.6	60	25

INTERCEPTIONS		No.	Yds.	Avg.	Long	TD
Myers	5	83	16.6	29	0
Crist	3	69	23.0	42	0
Jackson	2	48	24.0	46	0
Lee	2	22	11.0	19	0
Schmidt	1	37	37.0	37	0
Westbrooks	1	21	21.0	21	0
Kingree	1	14	14.0	14	0
Middleton	1	0	0.0	0	0
TEAM	16	294	18.4	46	0
OPP.	24	367	15.3	40	2

KICKOFF RETURNS		No.	Yds.	Avg.	Long	TD
Schmidt	1	34	34.0	34	0
McNeill	10	268	26.8	88	0
Chapman	28	614	21.9	36	0
Strachan	5	91	18.2	33	0
Maxson	6	103	17.2	24	0
Rogers	6	98	16.3	19	0
Chambers	1	15	15.0	15	0
Spencer	5	68	13.6	19	0
TEAM	62	1291	20.8	88	0
OPP.	42	1073	25.5	93	1

PUNT RETURNS		Ret	FC	Yds	Avg	Long	TD
Chapman	17	3	207	12.2	42	0
DeRatt	2	1	17	8.5	10	0
Schmidt	11	0	78	7.1	17	0
Myers	10	1	70	7.0	16	0
Spencer	1	0	0	0.0	0	0
TEAM	47	5	372	9.1	42	0
OPP.	61	0	679	11.1	65	1

PUNTING		No.	Yds	Avg	Net	TB	In	Lg	B
Blanchard	92	3776	41.0				61	3
TEAM	92	3776	41.0				61	3
OPP.	75	3205	42.7				63	0

FIELD GOALS		1-19	20-29	30-39	40-49	50+
McClard	0/0	0/0	0/3	1/2	0/0
Szaro	0/0	1/1	3/4	1/5	1/2
TEAM	0/0	1/1	3/7	2/7	1/2
OPP.	0/0	1/4	5/7	2/3	0/0

SAINTS 1974 STATISTICS

WON 5, LOST 9					
9/15	L	13-17	San Francisco	65,071	
9/22	L	0-24	at Los Angeles Rams	64,178	
9/29	W	14-13	Atlanta	62,273	
10/6	L	10-24	at Chicago	55,753	
10/13	L	17-33	at Denver	51,706	
10/20	W	13-3	at Atlanta	58,850	
10/27	W	14-10	Philadelphia	64,257	
11/3	L	14-19	at Detroit	49,127	
11/10	L	0-21	Miami	74,289	
11/17	W	20-7	Los Angeles Rams	57,287	
11/25	L	7-28	Pittsburgh	71,907	
12/1	L	9-29	at Minnesota	48,456	
12/8	W	14-0	St. Louis Cardinals	57,152	
12/15	L	21-35	at San Francisco	49,567	

	N.O.	OPP.
TOTAL FIRST DOWNS	233	226
Rushing	117	104
Passing	91	105
Penalty	25	17
3rd Down: Made/Att.	78/221	70/195
3rd Down: Pct.	32.1	35.9
4th Down: Made/Att.		
4th Down: Pct.		
POSSESSION AVG.		
TOTAL NET YARDS	3,737	3,795
Avg. Per Game	266.9	271.1
Total Plays	928	853
Avg. Per Play	4.1	4.4
NET YARDS RUSHING	1,974	1,758
Avg. Per Game	141.0	125.6
Total Rushes	503	447
NET YARDS PASSING	1,763	2,039
Avg. Per Game	125.9	145.6
Sacked/Yards Lost	37/274	37/291
Gross Yards	2,037	2,330
Att./Completions	389/185	369/193
Completion Pct.	47.6	52.3
Had Intercepted	21	16
PUNTS/AVERAGE	91/41.8	77/42.5
NET PUNTING AVG.		
PENALTIES/YARDS	76/673	77/690
FUMBLES/BALL LOST	25/11	37/19
TOUCHDOWNS	20	34
Rushing	9	11
Passing	10	17
Returns	1	6

	Q1	Q2	Q3	Q4	OT	PTS.
SAINTS	30	64	34	38	0	166
OPP.	72	89	33	69	0	263

SCORING		TD	Ru	Pa	RT	PAT	FG	S	PTS.
McClard	0	0	0	0	19/20	9/16	0	46
Parker	4	0	4	0	0	0	0	24
Seal	4	1	3	0	0	0	0	24
Maxson	3	2	1	0	0	0	0	18
Newland	2	0	2	0	0	0	0	12
Phillips	2	2	0	0	0	0	0	12
Cipa	1	1	0	0	0	0	0	6
McNeill	1	1						

SAINTS 1973 STATISTICS

WON 5, LOST 9

9/16	L	7-62	Atlanta	66,428
9/24	L	3-40	at Dallas	52,715
9/30	L	10-14	at Baltimore Colts	52,293
10/7	W	21-16	Chicago	56,561
10/14	W	20-13	Detroit	57,810
10/21	L	0-40	at San Francisco	52,629
10/28	W	19-3	Washington	66,315
11/4	W	13-0	Buffalo	74,770
11/11	L	7-29	at Los Angeles Rams	70,358
11/18	L	14-17	at San Diego	44,356
11/25	L	13-24	Los Angeles Rams	67,192
12/2	L	10-30	at Green Bay (Milw.)	47,890
12/9	W	16-10	San Francisco	62,490
12/16	L	10-14	at Atlanta	58,850

TOTAL FIRST DOWNS		N.O.	OPP.
Rushing	100	131	
Passing	88	119	
Penalty	19	21	
3rd Down: Made/Att.	61/205	70/194	
3rd Down: Pct.	29.8	36.1	
4th Down: Made/Att.			
4th Down: Pct.			
POSSESSION AVG.			
TOTAL NET YARDS	3501	4580	
Avg. Per Game	250.1	327.1	
Total Plays	873	917	
Avg. Per Play	4.0	4.9	
NET YARDS RUSHING		1842	2402
Avg. Per Game	131.6	171.6	
Total Rushes	497	566	
NET YARDS PASSING		1659	2178
Avg. Per Game	118.5	155.6	
Sacked/Yards Lost	37/242	24/155	
Gross Yards	1901	2333	
Att./Completions	338/163	337/176	
Completion Pct.	48.2	52.2	
Had Intercepted	17	16	
PUNTS/AVERAGE	81/41.7	63/44.5	
NET PUNTING AVG.			
PENALTIES/YARDS	58/516	69/751	
FUMBLES/BALL LOST		34/14	
TOUCHDOWNS	16	36	
Rushing	5	17	
Passing	11	15	
Returns	0	4	

SCORE BY PERIODS

	Q1	Q2	Q3	Q4	OT	PTS.
SAINTS	27	55	47	34	0	163
OPP.	39	90	100	83	0	312

SCORING

	TD	Ru	Pa	RT	PAT	FG	S	PTS.
McClard	0	0	0	0	9/9	13/24	0	48
Dunbar	4	0	4	0	0	0	0	24
Newland	4	0	4	0	0	0	0	24
Feller	0	0	0	0	7/7	4/12	0	19
Butler	3	1	2	0	0	0	0	18
Manning	2	2	0	0	0	0	0	12
Stevens	2	2	0	0	0	0	0	12
Beasley	1	0	1	0	0	0	0	6
TEAM	16	5	11	0	16/16	17/36	0	163
OPP.	36	17	15	4	35/36	21/36	2	312

SACKS:
SAINTS24.0
OPPONENTS37.0

RUSHING

	No.	Yds.	Avg.	Long	TD
Phillips	198	663	3.3	20	0
Butler	87	348	4.0	19	1
Manning	63	293	4.7	23	0
Profit	72	274	3.8	22	0
Stevens	45	183	4.1	15	2
Lawson	6	23	3.8	11	0
Scott	9	18	2.0	4	0
Davis	3	10	3.3	7	0
Minor	3	10	3.3	8	0
Myers	1	8	8.0	8	0
Newland	1	6	6.0	6	0
Matthews	4	4	1.0	6	0
Dunbar	3	3	1.0	13	0
O'Neal	2	1	0.5	6	0
TEAM	497	1842	3.7	23	5
OPP.	556	2402	4.3	63	17

RECEIVING

	No.	Yds.	Avg.	Long	TD
Beasley	31	280	9.0	15	1
Newland	29	489	16.9	42	4
Dunbar	23	447	19.4	65t	4
Phillips	22	169	7.7	34	0
Butler	19	125	6.6	16	0
Brown	11	132	12.0	26	0
Profit	11	108	9.8	26	0
Winslow	4	45	11.3	14	0
Stevens	4	39	9.8	14	0
Garrett	2	30	15.0	22	0
Matthews	2	19	9.5	12	0
Abramowicz	2	18	9.0	11	0
Lawson	2	-5	-2.5	4	0
Minor	1	5	5.0	5	0
TEAM	163	1901	11.7	65t	11
OPP.	176	2333	13.3	54	15

INTERCEPTIONS

	No.	Yds.	Avg.	Long	TD
Jackson	3	40	13.3	23	0
Myers	3	33	11.0	20	0
Merio	3	25	8.3	16	0
Lee	3	23	7.7	12	0
Owens	1	3	3.0	3	0
Federspiel	1	1	1.0	1	0
Newsome	1	1	1.0	1	0
J. Moore	1	0	0.0	0	0
TEAM	16	126	7.9	23	0
OPP.	17	280	16.5	65t	3

KICKOFF RETURNS

	No.	Yds.	Avg.	Long	TD
Stevens	26	590	22.7	48	0
Profit	7	144	20.6	26	0
Lawson	7	118	16.9	27	0
Fink	5	81	16.2	24	0
D. Moore	1	14	14.0	14	0
Jackson	1	0	0.0	0	0
Newland	47	947	20.1	48	0
OPP.	33	722	21.9	36	0

PUNT RETURNS

	Ret	FC	Yds	Avg	Long	TD
Stevens	17	15	171	10.1	37	0
Winslow	5	3	43	8.6	17	0
Myers	0	4	0	0.0	0	0
TEAM	22	22	214	9.7	37	0
OPP.	49	13	587	11.9	84t	1

PUNTING

	No.	Yds	Avg	Net	TB	In	Lg	B
O'Neal	81	3375	41.7				71	0
TEAM	81	3375	41.7				71	0
OPP.	63	2805	44.5				72	0

FIELD GOALS

	1-19	20-29	30-39	40-49	50+
Feller	4/5	0/0	0/4	0/3	0/0
McClard	2/2	5/6	4/5	2/10	0/1
TEAM	6/7	5/6	4/9	2/13	0/1
OPP.	5/6	6/12	5/8	2/7	1/1

PASSING

	Att.	Cmp	Yds	Cmp%	Yds/Att	TD	TD%	Int	Int%	Long	Sack/Lost	Rating
Manning	267	140	1642	52.4	6.14	10	3.7	12	4.5	65t	28/177	64.9
Scott	54	18	245	33.3	4.54	1	1.8	3	5.6	42	4/29	31.4
Davis	17	5	14	29.4	0.82	0	0.0	2	11.8	14	5/36	—
TEAM	338	163	1901	48.2	5.62	11	3.3	17	5.0	65t	37/242	55.8
OPPONENTS	337	176	2333	52.2	6.92	15	4.5	16	4.7	54	24/155	69.8

SAINTS 1972 STATISTICS

WON 2, LOST 11, TIED 1

9/17	L	14-34	at Los Angeles Rams	66,303
9/25	L	17-20	Kansas City	70,793
10/1	L	2-37	San Francisco	69,840
10/8	L	21-45	at New York Giants	62,507
10/15	L	14-21	Atlanta	66,294
10/22	T	20-20	at San Francisco	59,167
10/29	W	21-3	Philadelphia	65,554
11/5	L	6-37	at Minnesota	49,784
11/12	L	20-36	at Atlanta	58,850
11/19	L	14-27	at Detroit	53,752
11/26	W	19-16	Los Angeles Rams	64,325
12/3	L	17-18	at New York Jets	62,496
12/10	L	1-17	New England	64,889
12/17	L	20-30	Green Bay	65,881

TOTAL FIRST DOWNS		N.O.	OPP.
Rushing	226	251	
Passing	83	107	
Penalty	123	129	
3rd Down: Made/Att.	69/184	82/193	
3rd Down: Pct.	37.5	42.5	
4th Down: Made/Att.			
4th Down: Pct.			
POSSESSION AVG.			
TOTAL NET YARDS	3664	4491	
Avg. Per Game	261.7	320.8	
Total Plays	829	874	
Avg. Per Play	4.4	5.1	
NET YARDS RUSHING		1230	2089
Avg. Per Game	87.9	149.2	
Total Rushes	336	482	
NET YARDS PASSING		2434	2402
Avg. Per Game	173.9	171.6	
Sacked/Yards Lost	43/347	24/194	
Gross Yards	2781	2596	
Att./Completions	449/230	368/213	
Completion Pct.	51.2	57.9	
Had Intercepted	21	14	
PUNTS/AVERAGE	71/40.8	52/39.3	
NET PUNTING AVG.			
PENALTIES/YARDS	69/585	53/711	
FUMBLES/BALL LOST		33/16	27/13
TOUCHDOWNS	26	38	
Rushing	15	15	
Passing	18	21	
Returns	3	2	

SCORE BY PERIODS

	Q1	Q2	Q3	Q4	OT	PTS.
SAINTS	37	45	54	79	0	215
OPP.	78	137	68	78	0	361

SCORING

	TD	Ru	Pa	RT	PAT	FG	S	PTS.
Abramowicz	7	0	7	0	0	0	0	42
Parks	6	0	6	0	0	0	0	36
Feller	0	0	0	0	6/11	10/12	0	28
Durkee	0	0	0	0	3/9	9/9	0	18
Gresham	3	3	0	0	0	0	0	18
Newland	2	0	2	0	0	0	0	12
Manning	2	2	0	0	0	0	0	12
Linhart	2	0	2	0	0	0	0	12
Wyatt	0	0	0	0	2/5	5/5	0	11
Jackson	1	0	1	0	0	0	0	6
Brown	1	0	1	0	0	0	0	6
Neal	1	0	1	0	0	0	0	6
Owens	0	0	0	0	0	1	2	6
TEAM	26	5	18	3	11/25	24/26	1	215
OPP.	38	15	21	2	31/43	38/38	0	361

SACKS:
SAINTS24.0
OPPONENTS43.0

RUSHING

	No.	Yds.	Avg.	Long	TD
Gresham	120	381	3.2	23	3
Manning	63	351	5.6	18	2
Butler	54	233	4.3	27	0
Strong	37	120	3.2	9	0
J. Williams	31	72	2.3	11	0
Green	14	51	3.6	14	0
Ford	11	28	2.5	9	0
Robinson	5	1	0.2	5	0
TEAM	1	-7	-7.0	-7	0
OPP.	482	2089	4.3	45	38

RECEIVING

	No.	Yds.	Avg.	Long	TD
Newland	47	579	12.3	42t	2
Abramowicz	38	668	17.6	51	7
Parks	32	542	16.9	66t	6
Gresham	29	192	6.6	54	0
Butler	25	226	9.0	21	2
J. Williams	16	116	7.3	32	0
Strong	14	123	8.8	16	0
Brown	11	175	15.9	34	1
Adkins	9	96	10.7	38	0
Green	7	49	7.0	15	0
Others	2	15	7.5	9	0
TEAM	230	2781	12.1	66t	18
OPP.	213	2596	12.2	81t	21

INTERCEPTIONS

	No.	Yds.	Avg.	Long	TD
Lee	4	65	16.3	32	0
Jackson	3	41	13.7	31	0

SAINTS 1971 STATISTICS

WON 4, LOST 8, TIED 2

9/19	W	24-20	Los Angeles Rams	70,915
9/26	L	20-38	San Francisco	81,596
10/3	T	13-13	at Houston Oilers	47,966
10/10	L	14-35	at Chicago	55,049
10/17	W	24-14	Dallas	83,088
10/24	L	6-28	at Atlanta	58,850
10/31	L	14-24	at Washington	53,041
11/7	T	21-21	Oakland Raiders	83,102
11/14	W	26-20	at San Francisco	45,138
11/21	L	10-23	Minnesota	83,130
11/28	W	29-21	at Green Bay (Milw.)	48,130
12/5	L	28-45	at Los Angeles Rams	73,610
12/12	L	17-21	Cleveland	72,794
12/19	L	20-24	Atlanta	75,954

TOTAL FIRST DOWNS		N.O.	OPP.
Rushing	105	129	
Passing	106	110	
Penalty	31	21	
3rd Down: Made/Att			
3rd Down: Pct.			
4th Down: Made/Att			
4th Down: Pct.			
POSSESSION AVG.			
TOTAL NET YARDS	3666	4438	
Avg. Per Game	261.9	317.0	
Total Plays	889	852	
Avg. Per Play	4.1	5.2	
NET YARDS RUSHING	1711	2200	
Avg. Per Game	122.2	157.1	
Total Rushes	452	495	
NET YARDS PASSING	1955	2238	
Avg. Per Game	139.6	159.9	
Sacked/Yards Lost	50/400	24/234	
Gross Yards	2355	2472	
Att./Completions	387/182	333/175	
Completion Pct.	47.0	52.5	
Had Intercepted	14	20	
PUNTS/AVERAGE	77/41.4	50/41.2	
NET PUNTING AVG.			
PENALTIES/YARDS	85/869	98/967	
FUMBLES/BALL LOST	29/11	39/25	
TOUCHDOWNS	31	44	
Rushing	18	18	
Passing	12	20	
Returns	1	6	

SCORE BY PERIODS

	Q1	Q2	Q3	Q4	OT	PTS.
SAINTS	38	49	60	119	0	266
OPP.	86	89	44	128	0	347

SCORING

	TD	Ru	Pa	RT	PAT	FG	S	PTS.
Durkee	0	0	0	0	24/25	16/23	0	72
Gresham	6	6	0	0	0	0	0	36
Parks	5	0	5	0	0	0	0	30
Abramowicz	5	0	5	0	0	0	0	30
Manning	4	4	0	0	0	0	0	24
Strong	3	3	0	0	0	0	0	18
Ford	2	2	0	0	0	0	0	12
Robinson	2	1	1	0	0	0	0	12
Butler	0	0	0	0	5/6	1/5	0	8
Granger	1	0	0	0	0	0	0	6
Wyatt	1	0	0	0	0	0	0	6
Baker	1	0	0	0	0	0	0	6
Hargett	1	0	0	0	0	0	0	6
TEAM	31	18	12	1	29/31	17/28	0	266
OPP.	44	18	20	6	44/44	13/26	0	347

SACKS:

SAINTS	24.0
OPPONENTS	50.0

PASSING

	Att.	Cmp	Yds	Cmp%	Yds/Att	TD	TD%	Int	Int%	Long	Sack/Lost	Rating
Manning	287	140	1642	52.4	6.14	10	3.7	12	4.5	63	28/17	64.4
Scott	54	18	245	33.3	4.54	1	1.8	3	5.6	42	4/29	31.4
Davis	17	5	14	29.4	0.82	0	0.0	2	11.8	14	5/36	-
TEAM	338	163	1901	48.2	5.62	11	3.3	17	5.0	63t	37/242	55.8
OPPONENTS	337	176	2333	52.2	6.92	15	4.5	16	4.7	84	24/155	69.8

RUSHING

	No.	Yds.	Avg.	Long	TD
Strong	95	404	4.3	39	3
Gresham	127	383	3.0	18	6
Ford	93	379	4.1	35	2
Manning	33	172	5.2	17	4
Granger	32	139	4.3	16	1
Baker	29	125	4.3	20	0
Robinson	29	96	3.3	12	1
Hargett	9	24	2.7	11	1
Dodd	7	7	7.0	7	0
Harris	1	1	1.0	1	0
Parks	2	-2	-1.0	10	0
Fagan	1	-17	-17.0	-17	0
TEAM	452	1711	3.8	39	18
OPP.	495	2200	4.4	80t	18

RECEIVING

	No.	Yds.	Avg.	Long	TD
Abramowicz	37	657	17.8	63t	5
Parks	35	568	16.2	42	5
Dodd	15	298	19.9	49	0
Newland	21	319	15.2	44	0
Strong	16	78	4.9	14	0
Granger	12	52	4.3	11	0
Robinson	12	53	4.4	17	1
Gresham	17	203	11.9	37	0
Ford	7	54	7.7	10	0
Baker	6	44	7.3	29t	1
Burchfield	3	36	12.0	16	0
Manning	1	-7	-7.0	-7	0
TEAM	182	2355	12.9	63t	12
OPP.	175	2472	14.1	84	20

INTERCEPTIONS

	No.	Yds.	Avg.	Long	TD
Howell	5	120	24.0	60	0
Hollas	5	56	11.2	25	0
Wyatt	4	84	21.0	55	1
Martin	3	51	17.0	26	0
Absher	1	21	21.0	21	0
Flanigan	1	10	10.0	10	0
Colman	1	0	0.0	0	0
TEAM	20	342	17.1	60	1
OPP.	14	171	12.2	54	1

KICKOFF RETURNS

	No.	Yds.	Avg.	Long	TD
Robinson	19	443	23.3	51	0
Dodd	12	252	21.0	28	0
Moore	11	246	22.4	31	0
Strong	9	134	14.9	20	0
Gresham	3	60	20.0	26	0
Burchfield	1	5	5.0	5	0
Absher	1	3	3.0	3	0
TEAM	56	1143	20.4	51	0
OPP.	54	1326	24.5	105t	2

PUNT RETURNS

	Ret	FC	Yds	Avg	Long	TD
Dodd	13	4	88	6.8	14	0
Moore	2	1	12	6.0	9	0
Hollas	0	7	0	0.0	0	0
Abramowicz	1	4	0	0.0	0	0
TEAM	16	16	100	6.3	14	0
OPP.	43	11	251	5.8	28	0

PUNTING

	No.	Yds	Avg	Net	TB	In	Lg	B
Fagan	77	3188	41.4				64	0
TEAM	77	3188	41.4				64	0
OPP.	50	2061	41.2				59	0

FIELD GOALS

	1-19	20-29	30-39	40-49	50+
Durkee	6/6	4/4	7/9	0/3	0/1
TEAM	6/6	4/4	7/9	0/3	0/1
OPP.					

SAINTS 1970 STATISTICS

WON 2, LOST 11, TIED 1

9/20	L	3-14	Atlanta	77,042
9/27	L	0-26	at Minnesota	47,900
10/4	W	14-10	New York Giants	69,126
10/11	L	17-24	at St. Louis Cardinals	45,294
10/18	T	20-20	at San Francisco	39,446
10/25	L	14-32	at Atlanta	58,850
11/1	L	17-30	Los Angeles Rams	77,861
11/8	W	19-17	Detroit	66,910
11/15	L	10-21	at Miami	42,868
11/22	L	6-31	Denver	66,837
11/29	L	6-26	at Cincinnati	59,342
12/6	L	16-34	at Los Angeles Rams	66,410
12/13	L	27-38	San Francisco	27-38
12/20	L	3-24	Chicago	63,518

TOTAL FIRST DOWNS

Rushing	183	263
Passing	55	100
Penalty	112	150
3rd Down: Made/Att	16	13
3rd Down: Pct.		
4th Down: Made/Att		
4th Down: Pct.		

POSSESSION AVG.

TOTAL NET YARDS	4952	353.7
Avg. Per Game	367.3	262.4
Total Plays	814	916
Avg. Per Play	4.5	5.4
NET YARDS RUSHING	1891	135.1
Avg. Per Game	145.8	96.9
Total Rushes	371	469
NET YARDS PASSING	2458	306.1
Avg. Per Game	175.6	218.6
Sacked/Yards Lost	28/232	17/136
Gross Yards	2690	3197
Att./Completions	415/213	430/238
Completion Pct.	51.3	55.3
Had Intercepted	22	22
PUNTS/AVERAGE	77/42.5	56/40.4
NET PUNTING AVG.		
PENALTIES/YARDS	91/1029	79/875
FUMBLES/BALL LOST	27/18	26/16
TOUCHDOWNS	17	40
Rushing	4	15
Passing	11	19
Returns	2	6

SCORE BY PERIODS

	Q1	Q2	Q3	Q4	OT	PTS.
SAINTS	59	33	22	58	0	172
OPP.	68	87	76	116	0	347

SCORING

	TD	Ru	Pa	RT	PAT	FG	S	PTS.
Dempsey	0	0	0	0	16/17	18/34	0	70
Abramowicz	5	0	5	0	0	0	0	30
Barrington	2	2	0	0	0	0	0	12
Burrough	2	0	2	0	0	0	0	12
Pitts	2	0	2	0	0	0	0	12
Dodd	2	0	1	1	0	0	0	12
Poage	1	0	1	0	0	0	0	6
McCall	1	1	0	0	0	0	0	6
Baker	1	0	0	0	0	0	0	6
Morgan	1	0	0	1	0	0	0	6
TEAM	17	4	11	2	16/17	18/34	0	172
OPP.	40	15	19	6	38/40	23/34	0	347

SACKS:

SAINTS	17.0
OPPONENTS	28.0

RUSHING

	No.	Yds.	Avg.	Long	TD	
Baker	82	337	4.1	29	1	
Barrington	72	228	3.2	16	2	
Otis	71	211	3.0	15	0	
Pitts	31	96	3.0	11	0	
Davis	27	94	3.5	25	0	
McCall	23	63	2.7	11	1	
Kilmer	23	12	4.2	3.5	15	0
Wheelwright	16	45	2.8	9	0	
Dodd	5	31	6.2	16	0	
Livingston	10	29	2.9	10	0	
Poage	1	13	13.0	13	0	
Abramowicz	4	7	7.0	7	0	
Hargett	4	7	1.8	7	0	
Nyvall	5	6	1.2	6	0	
Dusenberry	4	6	1.5	6	0	
Burrough	4	4	4.0	4	0	
Gros	4	2	0.5	4	0	
Fagan	1	-6	-6.0	-6	0	
TEAM	371	1215	3.3	29	4	
OPP.	469	1891	4.0	74t	15	

POSSESSION AVG.

TOTAL NET YARDS	4952	353.7
Avg. Per Game	367.3	262.4
Total Plays	814	916
Avg. Per Play	4.5	5.4
NET YARDS RUSHING	1891	135.1
Avg. Per Game	145.8	96.9
Total Rushes	371	469
NET YARDS PASSING	2458	306.1
Avg. Per Game	175.6	218.6
Sacked/Yards Lost	28/232	17/136
Gross Yards	2690	3197
Att./Completions	415/213	430/238
Completion Pct.	51.3	55.3
Had Intercepted	22	22
PUNTS/AVERAGE	77/42.5	56/40.4
NET PUNTING AVG.		
PENALTIES/YARDS	91/1029	79/875
FUMBLES/BALL LOST	27/18	26/16
TOUCHDOWNS	17	40
Rushing	4	15
Passing	11	19
Returns	2	6

INTERCEPTIONS

	No.	Yds.	Avg.	Long	TD
Wyatt	5	79	15.8	29	0
Burkett	4	45	11.3	25	0

SAINTS 1969 STATISTICS

WON 5, LOST 9

9/21	L	20-26	Washington	73,147
9/28	L	17-21	Dallas	79,567
10/5	L	17-36	at Los Angeles Rams	54,879
10/12	L	17-27	Cleveland	71,274
10/19	L	10-30	Baltimore Colts	80,636
10/26	L	10-13	at Philadelphia	60,658
11/2	W	51-42	at St. Louis Cardinals	46,718
11/9	L	17-33	at Dallas	62,282
11/16	W	25-24	at New York Giants	62,927
11/23	W	43-38	San Francisco	71,448
11/30	W	26-17	Philadelphia	72,805
12/7	L	17-45	at Atlanta	57,021
12/14	L	14-17	at Washington	50,354
12/21	W	27-24	Pittsburgh	72,256

RUSHING				
	No.	Yds.	Avg.	Long
Livingston	181	761	4.2	18
Baker	134	642	4.8	54
Wheelwright	25	85	3.4	17
Shy	21	75	3.6	22
Abramowicz	3	61	20.3	28
Barrington	7	33	4.7	17
Kilmer	11	18	1.6	12
Hargett	5	15	3.0	11
Dodd	3	12	4.0	9
Lorick	5	11	2.2	6
Poage	1	-3	-3.0	-3
Looney	3	-3	-1.0	-4
TEAM	399	1705	4.3	54
OPP.	419	1835	4.4	66

RECEIVING				
	No.	Yds.	Avg.	Long
Abramowicz	73	1015	13.9	49t
Dodd	37	600	16.2	52
Baker	34	352	10.4	35
Parks	31	449	14.4	40
Livingston	28	278	9.9	51t
Poage	18	236	13.1	24
Shy	9	141	15.7	70
Wheelwright	8	68	8.5	20t
Barrington	4	42	10.5	15
Hester	3	44	14.7	22
TEAM	245	3215	13.1	70
OPP.	200	3390	16.9	88t

INTERCEPTIONS				
	No.	Yds.	Avg.	Long
Nevelt	3	20	6.6	20
Whitsell	3	14	4.6	11
Howard	2	0	0.0	0
Burris	1	24	24.0	24
Absher	1	7	7.0	7
Preece	1	6	6.0	6
Thompson	1	2	2.0	2
TEAM	12	73	6.0	24
OPP.	20	265	13.2	40

KICKOFF RETURNS				
	No.	Yds.	Avg.	Long
Shy	16	447	27.9	57
Nevelt	2	53	26.5	37
Howard	9	227	25.2	86
Barrington	17	394	23.2	54
Dodd	8	171	21.4	28
Thompson	5	101	20.2	26
Ward	3	58	19.3	21
Hester	1	4	4.0	4
Preece	1	0	0.0	0
TEAM	62	1455	23.5	86
OPP.	48	935	19.5	44

PUNT RETURNS				
	Ret	Yds	Avg	Long
Dodd	15	106	7.1	21
Howard	9	73	8.1	30
Barrington	1	8	8.0	8
Thompson	4	25	6.3	12
Ward	1	5	5.0	5
Burris	3	217	7.2	30
TEAM	30	176	6.5	39
OPP.	27	176	6.5	39

PUNTING				
	No.	Yds	Avg	Net TB
Cordill	42	1719	40.9	58
McNeill	7	312	44.6	81
TEAM	49	2031	41.4	81
OPP.	58	2411	41.5	54

FIELD GOALS				
	1-19	20-29	30-39	40-49
Dempsey	5/6	6/7	3/6	7/11
TEAM	5/6	6/7	3/6	7/11
OPP.	6/7	4/4	4/9	2/9

TOTAL FIRST DOWNS		N.O.	OPP.
Rushing	282	242	88
Passing	93	131	131
Penalty	158	23	23
3rd Down: Made/Att	31		
3rd Down: Pct.			
4th Down: Made/Att			
4th Down: Pct.			
POSSESSION AVG.	4679	5018	
TOTAL NET YARDS	334.2	358.5	
Avg. Per Game	869	823	
Total Plays	5.4	6.0	
Avg. Per Play	1705	1835	
Avg. Per Game	419	131.1	
Total Rushes	399	3183	
NET YARDS PASSING	2974	227.4	
Avg. Per Game	27/241	21/199	
Sacked/Yards Lost	32/15	32/15	
Gross Yards	453/245	382/200	
Att./Completions	54.1	52.4	
Completion Pct.	20	12	
Had Intercepted	49/41.4	58/41.5	
PUNTS/AVERAGE	81/773	81/773	
NET PUNTING AVG.	20/10	20/10	
PENALTIES/YARDS	63/943	63/943	
FUMBLES/BALL LOST	20/36	20/36	
TOUCHDOWNS	12	15	
Rushing	12	15	
Passing	22	2	
Returns	1	2	

SCORE BY PERIODS					
	Q1	Q2	Q3	Q4	PTS.
SAINTS	37	109	97	69	0
OPP.	87	143	70	93	0

SCORING						
	TD	Ru	Pa	RT	PAT	FG
Dempsey	0	0	0	0	33/35	22/41
Livingston	8	5	3	0	0	0
Abramowicz	7	0	7	0	0	0
Wheelwright	5	4	1	0	0	0
Poage	4	0	4	0	0	0
Parks	3	0	3	0	0	0
Baker	2	1	1	0	0	0
Shy	2	1	1	0	0	0
Barrington	1	0	0	0	0	0
Dodd	1	0	1	0	0	0
Hester	1	0	1	0	0	0
Preece	1	0	0	0	0	0
TEAM	35	12	22	1	33/35	22/41
OPP.	49	15	32	2	47/49	16/30

SACKS:	
SAINTS	21.0
OPPONENTS	27.0

PASSING									
	Att.	Cmp	Yds	Cmp%	Yds/Att	TD	TD%	Int	Int%
Kilmer	390	193	2632	53.6	7.0	20	5.6	17	4.7
Hargett	52	31	403	59.6	7.7	0	0.0	0	0.0
Nirowski	34	17	227	50.0	6.6	1	2.9	2	5.9
Livingston	4	3	38	75.0	8.0	1	25.0	1	25.0
Barrington	2	1	15	50.0	7.5	0	0.0	0	0.0
Looney	1	0	0	0.0	0.0	0	0.0	0	0.0
TEAM	453	245	3215	54.1	7.0	22	4.9	19	4.2
OPPONENTS	382	200	3390	52.4	8.8	32	8.4	12	3.1

RUSHING									
	Att.	Cmp	Yds	Cmp%	Yds/Att	TD	TD%	Int	Int%
Kilmer	315	167	2060	53.0	6.5	22	7.0	17	5.4
Sweetan	78	27	318	34.6	4.0	1	1.3	9	11.5
South	38	14	129	36.8	3.3	1	2.6	3	7.9
Barrington	6	2	42	33.3	7.0	0	0.0	0	0.0
Parks	1	0	0	0.0	0.0	0	0.0	0	0.0
McCall	1	0	0	0.0	0.0	0	0.0	0	0.0
TEAM	439	210	2549	47.8	5.8	17	3.9	23	5.2
OPPONENTS	367	153	2483	41.6	6.7	25	6.8	16	4.4

WON 4, LOST 9, TIED 1

9/15	L	10-24	Cleveland	74,215
9/22	W	31-17	Washington	65,941
9/29	L	20-21	St. Louis Cardinals	79,021
10/6	L	21-38	at New York Giants	62,967
10/13	W	20-17	Minnesota	71,105
10/20	W	16-12	at Pittsburgh	32,303
10/27	L	17-31	at St. Louis Cardinals	45,478
11/3	L	3-17	Dallas	84,728
11/10	L	17-35	at Cleveland	71,025
11/17	L	7-29	at Green Bay (Milw.)	49,644
11/24	T	20-20	at Detroit	46,152
12/1	L	17-23	Chicago	78,285
12/8	L	17-29	at Philadelphia	57,128
12/15	W	24-14	Pittsburgh	66,131

TOTAL FIRST DOWNS		N.O.	OPP.
Rushing	224	228	97
Passing	80	122	109
Penalty	122	22	22
3rd Down: Made/Att			
3rd Down: Pct.			
4th Down: Made/Att			
4th Down: Pct.			
POSSESSION AVG.	3863	4291	
TOTAL NET YARDS	275.9	306.5	
Avg. Per Game	882	840	
Total Plays	4.4	5.1	
Avg. Per Play	1527	2105	
NET YARDS RUSHING	1527	2105	
Avg. Per Game	109.1	150.4	
Total Rushes	409	439	
NET YARDS PASSING	2336	2186	
Avg. Per Game	166.9	156.1	
Sacked/Yards Lost	33/213	34/297	
Gross Yards	2549	2483	
Att./Completions	439/210	366/153	
Completion Pct.	47.8	41.8	
Had Intercepted	29	16	
PUNTS/AVERAGE	75/37.7	69/40.8	
NET PUNTING AVG.	82/843	74/767	
PENALTIES/YARDS	19/11	33/26	
FUMBLES/BALL LOST	27	42	
TOUCHDOWNS	7	13	
Rushing	7	13	
Passing	17	25	
Returns	3	4	

SCORE BY PERIODS					
	Q1	Q2	Q3	Q4	PTS.
SAINTS	71	79	51	45	0
OPP.	44	95	68	121	0

SCORING						
	TD	Ru	Pa	RT	PAT	FG
Durkee	0	0	0	0	27/27	19/37
Abramowicz	7	0	0	0	0	0
McCall	6	4	2	0	0	0
Lorick	3	0	2	0	0	0
Stickles	2	0	2	0	0	0
Hester	2	0	2	0	0	0
Kilmer	2	2	0	0	0	0
Burris	1	0	0	1	0	0
Barrington	1	0	1	0	0	0
Wheelwright	1	1	0	0	0	0
Whitsell	1	0	0	1	0	0
Brown	1	0	0	1	0	0
TEAM	27	7	17	3	27/27	19/37
OPP.	42	13	25	4	37/42	12/27

SACKS:	
SAINTS	34.0
OPPONENTS	33.0

SAINTS 1968 STATISTICS

TOTAL FIRST DOWNS					N.O.	OPP.
Rushing	155	637	4.1	38	4	0
Lorick	104	344	3.3	46	0	0
Schultz	43	152	3.5	15	0	0
Barrington	45	111	2.5	22	0	0
Wheelwright	21	99	4.7	15	1	1
Kilmer	21	97	4.6	22	2	2
Gilliam	2	36	18.0	29	0	0
Abramowicz	2	27	13.5	18	0	0
South	1	22	22.0	22	0	0
Baker	4	5	1.3	2	0	0
McNeill	2	2	0.5	3	0	0
Whitsell	1	1	0.5	15	0	0
Sweetan	1	-1	-1.0	-1	0	0
TEAM	409	1527	3.7	48	7	7
OPP.	438	2105	4.8	77t	13	13

RECEIVING				
	No.	Yds.	Avg.	Long
Abramowicz	54	890	16.4	47
McCall	26	270	10.3	25t
Lorick	25	260	10.4	29
Parks	25	258	10.3	41
Gilliam	24	284	11.8	39
Hester	17	300	17.6	51
Stickles	15	206	13.7	35
Schultz	12	34	2.8	14
Barrington	9	33	3.6	7
Poage	1	11	11.0</	

SAINTS 1967 STATISTICS

WON 3, LOST 11			
9/17	L	13-27	Los Angeles Rams
9/24	L	10-30	Washington
10/1	L	7-42	Cleveland
10/8	L	21-27	at New York Giants
10/15	L	10-14	at Dallas
10/22	L	13-27	at San Francisco
10/29	L	10-14	Pittsburgh
11/5	W	31-24	Philadelphia
11/12	L	10-27	Dallas
11/19	L	21-48	at Philadelphia
11/26	W	27-24	Atlanta
12/3	L	20-31	at St. Louis Cardinals
12/10	L	10-30	at Baltimore Colts
12/17	W	30-14	at Washington

TOTAL FIRST DOWNS		N.O.	OPP.
Rushing	67	114	
Passing	135	138	
Penalty	18	24	
3rd Down: Made/Att.			
3rd Down: Pct.			
4th Down: Made/Att.			
4th Down: Pct.			
POSSESSION AVG.			
TOTAL NET YARDS	3791	4928	
Avg. Per Game	270.8	352.0	
Total Plays	864	902	
Avg. Per Play	4.5	4.5	
NET YARDS RUSHING		2092	
Avg. Per Game	85.2	149.4	
Total Rushes	334	469	
NET YARDS PASSING		2836	
Avg. Per Game	185.6	202.6	
Sacked/Yards Lost	52/391	23/199	
Gross Yards	2989	3035	
Att./Completions	478/237	410/207	
Completion Pct.	49.6	50.5	
Had Intercepted	23	22	
PUNTS/AVERAGE		74/42.9	63/39.9
NET PUNTING AVG.			
PENALTIES/YARDS		76/795	83/824
FUMBLES/BALL LOST		21/14	21/10
TOUCHDOWNS		27	48
Rushing	9	20	
Passing	13	25	
Returns	4	3	

SCORE BY PERIODS						
	Q1	Q2	Q3	Q4	OT	PTS.
SAINTS	40	75	66	52	0	233
OPP.	57	128	74	120	0	379

SCORING									
	TD	-Ru	-Pa	-RT	PAT	FG	S	PTS.	
Durkee	0	0	0	0	0	27/27	14/32	0	69
Abramowicz	6	0	6	0	0	0	0	0	36
Roberts	5	0	3	2	0	0	0	0	30
Kramer	2	0	2	0	0	0	0	0	12
Gilliam	2	0	1	1	0	0	0	0	12
Taylor	2	2	0	0	0	0	0	0	12
Whitsell	2	0	0	2	0	0	0	0	12
Brown	2	2	0	0	0	0	0	0	12
Schultz	2	2	0	0	0	0	0	0	12
McCall	2	1	1	0	0	0	0	0	12
Kilmer	1	1	0	0	0	0	0	0	6
Cuzzo	1	1	0	0	0	0	0	0	6
Anderson	0	0	0	0	0	0	1	2	2
TEAM	27	9	13	5	27/27	14/32	1	233	
OPP.	48	20	25	3	46/48	15/28	0	379	

SACKS:	
SAINTS	23.0
OPPONENTS	52.0

PASSING	Att.	Cmp	Yds	Cmp%	Yds/Att	TD	TD%	Int	Int%	Long	Sack/Lost	Rating
Cuzzo	260	134	1562	51.5	6.0	7	2.7	12	4.6	49t	33/236	59.8
Kilmer	204	97	1341	47.5	6.6	6	2.9	11	5.4	96	18/147	56.4
Wood	11	5	82	45.4	7.5	0	0.0	0	0.0	27	1/8	63.4
McNeill	1	1	24	100.0	24.0	0	0.0	0	0.0	24	0/0	185.4
Barrington	2	0	0	0.0	0.0	0	0.0	0	0.0	0	0/0	--
TEAM	478	237	2989	49.6	4.9	13	2.7	23	4.8	96	52/391	58.5
OPPONENTS	410	207	3035	50.5	6.5	25	6.1	22	5.4	76t	23/199	72.9

RUSHING					
	No.	Yds.	Avg.	Long	TD
Taylor	130	390	3.0	16	2
Wheelwright	59	198	3.4	13	0
Kilmer	20	142	7.1	31	1
Barrington	34	121	3.6	22	0
Schultz	32	117	3.7	22t	2
McCall	21	86	4.1	49t	1
Cuzzo	19	43	2.3	10	1
Gilliam	7	41	5.9	19	0
McNeill	4	38	9.5	25	0
Brown	8	16	2.0	7	2
TEAM	334	1192	3.6	49t	9
OPP.	469	2092	4.5	56t	20

RECEIVING					
	No.	Yds.	Avg.	Long	TD
Abramowicz	50	721	14.4	80t	6
Taylor	38	251	6.7	27	0
Poage	24	380	15.8	65	0
Gilliam	22	284	12.0	35	1
Kramer	20	207	10.4	17	2
Hall	19	249	13.1	21	0
Roberts	17	384	22.6	96	3
Schultz	14	186	13.3	25	0
Wheelwright	9	61	6.8	18	0
Burke	8	84	10.5	21	0
McCall	4	75	18.8	34	1
Barrington	4	50	12.5	29	0
Brown	3	23	7.7	9	0
Simmons, J.	2	25	12.5	16	0
Hester	2	10	5.0	7	0
Odgen	1	19	19.0	19	0
TEAM	237	2989	12.6	96	13
OPP.	207	3035	14.7	76t	25

INTERCEPTIONS					
	No.	Yds.	Avg.	Long	TD
Whitsell	10	178	17.8	41t	2
Burkett	3	57	19.0	23	0
Logan	3	21	7.0	18	0
Hart	1	21	21.0	21	0
Douglas	1	19	19.0	19	0
Rose	1	15	15.0	15	0
Simmons, D.	1	12	12.0	12	0
Whittingham	1	8	8.0	8	0
Heidel	1	2	2.0	2	0
TEAM	22	333	15.1	41t	2
OPP.	23	303	13.2	88	0

KICKOFF RETURNS					
	No.	Yds.	Avg.	Long	TD
Roberts	28	737	26.3	91t	1
Gilliam	16	481	30.1	94t	1
McCall	7	198	28.3	68	0
Barrington	7	113	16.1	27	0
Brown	5	103	20.6	26	0
Jordan	3	56	18.7	27	0
Rose	1	21	21.0	21	0
Douglas	1	17	17.0	17	0
Vandersea	1	13	13.0	13	0
Logan	1	0	0.0	0	0
Nevelt	1	0	0.0	0	0
Sturm	1	0	0.0	0	0
TEAM	72	1739	24.2	94t	2
OPP.	51	1166	22.9	94	0

PUNT RETURNS						
	Ret	FC	Yds	Avg	Long	TD
Roberts	11	12	50	4.5	11	0
Gilliam	7	6	13	1.9	8	0
Douglas	2	1	15	7.5	12	0
Brown	3	2	1	0.3	13	0
TEAM	23	21	79	3.4	13	0
OPP.	35	14	261	7.5	29	0

PUNTING								
	No.	Yds	Avg	Net	TB	In	Lg	B
McNeill	74	3174	42.9	68	0	0	68	0
TEAM	74	3174	42.9	68	0	0	68	0
OPP.	63	2511	39.9	68	0	0	68	0

FIELD GOALS					
	1-19	20-29	30-39	40-49	50+
TEAM	1-19	20-29	30-39	40-49	50+
OPP.					

HISTORY

- 1966**
- Nov. 1 — National Football League Franchise awarded to New Orleans on All Saints Day.
 - Dec. 15 — John W. Mecom, Jr. becomes majority stockholder-president of NFL's 16th franchise.
- 1967**
- Jan. 9 — Name New Orleans' professional football team Saints.
 - Jan. 27 — Former Ole Miss and Rams kicker Paige Cothren first player signed.
 - Feb. 9 — Saints select 42 players in NFL expansion draft.
 - Mar. 8 — First season ticket drive launched and Saints sell 20,000 first day and 33,400 before first league game.
 - Mar. 14 — Saints make fullback Les Kelley of Alabama top choice in common draft.
 - July 1 — Seventy-six players (mostly rookies) report for first training camp at California-Western University in San Diego.
 - July 8 — Veterans report to training camp.
 - Sep. 17 — Saints open season losing to Los Angeles 27-13 after rookie John Gilliam returned opening kickoff 94 yards for a touchdown.
 - Nov. 5 — Saints earn first NFL victory beating Philadelphia 31-24 as Walt Roberts scores three touchdowns at Tulane Stadium.
 - Dec. 17 — Saints defeat Washington 30-14 as rookie Danny Abramowicz scores two touchdowns. Saints wind up with 3-11 record and equal win output for first-year expansion team.
- 1968**
- Nov. 3 — Saints lose to Dallas 17-3 before home-record crowd of 84,728 at Tulane Stadium.
 - Dec. 15 — Saints defeat Pittsburgh 24-14 in season's windup to emerge with 4-9-1 record and third-place finish in Century Division. Saints' two-year record of 7-20-1, best ever for an expansion team. Defensive tackle Dave Rowe named to play in Pro Bowl.
- 1969**
- Dec. 21 — Saints close third season with 27-24 victory over Pittsburgh to bring record to 5-9. Danny Abramowicz wins NFL receiving championship with 73 catches for 1,015 yards and 7 TDs and All-NFL honors. Saints continue to hold NFL expansion team winning record with three-year report of 12-29-1. Defensive end Doug Atkins retires after 17-year career, wins second-team all-Pro honors. Tom Dempsey, Jake Kupp, Tony Baker and Andy Livingston tabbed for Pro Bowl with entire Saints coaching staff.
- 1970**
- Jan. 16 — In realignment of National Conference, Saints form Western Division with Los Angeles, San Francisco and Atlanta.
 - Nov. 3 — J.D. Roberts replaces Tom Fears and becomes the second head coach in Saints history.
 - Nov. 8 — Tom Dempsey kicks 63-yard field goal — the longest in NFL history — on final play to defeat Detroit 19-17.
- 1971**
- Jan. 28 — Saints draft quarterback Archie Manning of Mississippi in first round after trading quarterback Bill Kilmer to Washington for linebacker Tom Rousell plus 4th and 8th round picks in 1972 draft.
 - Aug. 11 — Louisiana Superdome construction begins.
- 1972**
- Jan. 7 — Richard F. Gordon, Jr. retires from U.S. Naval aerospace program and is appointed executive vice-president of Saints.
- 1973**
- Aug. 26 — John North replaces J.D. Roberts and becomes Saints' third head coach.
 - Nov. 4 — Saints score first shutout ever by blanking Buffalo 13-0 in New Orleans. Saints hold O.J. Simpson to 79 yards on 20 rushes as he headed to 2,003-yard season.
- 1974**
- Dec. 14 — Saints again finish 5-9, tying best mark in their history.

1975

- Aug. 3** — Louisiana Superdome is dedicated.
Aug. 9 — Saints play Houston before 72,434 in first football game in Superdome. Saints lose, 13-7.
Sep. 28 — Saints lose to Cincinnati 21-0 before 52,531 in first National Football League game at Superdome.
Oct. 27 — John North is replaced as head coach by Ernie Hefferle, director of pro personnel, on interim basis.

1976

- Jan. 20** — Saints hire Hank Stram as fourth head coach in club's history.
Nov. 21 — Saints beat Seahawks at Seattle 51-27 to tie club record for most points scored in one game.

1977

- Dec. 18** — Saints season rushing and touchdown records fall to Chuck Muncie with 811 yards and Henry Childs with nine touchdowns.

1978

- Feb. 6** — Dick Nolan is appointed head coach to replace Hank Stram.
June 11 — Archie Manning wins Byron (Whizzer) White Award for contributions to his team, community and country.
Dec. 17 — Saints end best season with 7-9 record after win at Tampa Bay 17-10. Quarterback Archie Manning named Player of the Year and MVP in National Conference and selected to play in Pro Bowl.

1979

- June 5** — Saints move administrative office from Lee Circle to Superdome.
Oct. 28 — Saints tie club record of three consecutive wins and move into undisputed first place in NFC Western Division with 14-10 win at Washington. Saints stopped Redskins 18 times with goal to go and 7 times within two-yard line.
Dec. 3 — Chuck Muncie rushes for 128 yards to become first Saint to surpass 1,000-yard milestone en route to 1,198-yard season. Saints, alas, saw 35-14 lead disappear in 42-35 loss to Oakland in Monday night TV game at Superdome.
Dec. 16 — Saints end season 8-8, most successful in their history by beating Super Bowl-bound Rams 29-14 in last game for Rams at Coliseum.
Dec. 20 — Steve Rosenbloom is introduced as new executive vice-president and general manager of Saints at Superdome news conference.

1980

- Jan. 27** — Chuck Muncie is selected MVP as NFC scores 37-27 win in Pro Bowl. Saints also represented well by Archie Manning, Tommy Myers, Wes Chandler and Henry Childs.
Nov. 24 — Saints lose to Los Angeles, 27-7 in Monday night game at Superdome. Head coach Dick Nolan is relieved of his duties following the game. Dick Stanfel is named interim head coach.
Dec. 14 — Saints end 14-game losing streak, longest in team history, by beating Jets 21-20 in snowstorm at Shea Stadium.

1981

- Jan. 20** — General manager Steve Rosenbloom and vice-president of player personnel Dick Steinberg resign.
Jan. 22 — O.A. (Bum) Phillips is announced as head coach.
Dec. 20 — George Rogers gains 107 yards in 21-17 loss to San Francisco and becomes 1981 NFL rushing champion and all-time NFL rookie rusher with 1,674 yards for season.

1982

- Jan. 20** — George Rogers appears for NFC squad in Pro Bowl in Honolulu, Hawaii.
Feb. 17 — Eddie Jones is named Saints president, head coach O.A. (Bum) Phillips is named general manager in addition to coaching title.
Sep. 17 — Veteran quarterback Archie Manning is traded to Houston Oilers for tackle Leon Gray.
Dec. 19 — Halfback George Rogers gains 166 yards rushing at Dallas, the top individual performance in NFL and Saints single-game record.

1983

- Feb. 6** — Halfback George Rogers is in Honolulu for second successive Pro Bowl appearance.
July 30 — Saints appear in Hall of Fame game for the second time in franchise history. Pittsburgh Steelers win game at Canton, Ohio 27-14.
Sep. 4 — Halfback George Rogers sets team single-game record by rushing for 206 yards (24 carries) in 28-17 opening day win over St. Louis at the Superdome. Game marks third opening-day victory in team history.
Dec. 18 — Saints host Los Angeles Rams at Superdome with franchise's first winning season and playoff berth on the line. Rams kick field goal with six seconds remaining for 26-24 victory. Saints finish season with NFC's no. 1 defense overall, and NFL's no. 1 defense against the pass, both franchise firsts. Final 8-8 record ties best season in franchise history (1979).

1984

- Jan. 29** — Linebacker Rickey Jackson represents Saints in NFC-AFC Pro Bowl in Honolulu, Hawaii.
Nov. 19 — Saints record first-ever win on prime time with 27-24 Monday night victory over Pittsburgh Steelers in Superdome.
Nov. 26 — Saints owner John W. Mecom, Jr. announces that the Saints are for sale for the non-negotiable price of \$75 million.

1985

- Jan. 27** — Linebacker Rickey Jackson, defensive end Bruce Clark and punter Brian Hansen represent Saints at NFC-AFC Pro Bowl at Honolulu, Hawaii. Jackson made his second consecutive appearance in the game.
Feb. 14 — Negotiations for the sale of the Saints between John Mecom and A.N. Pritzker break off, thrusting Tom Benson, negotiating in a secondary position for several weeks, to the forefront.
Mar. 12 — Benson reaches agreement with Mecom for the sale of the Saints.
Apr. 26 — Saints trade George Rogers' and picks no. 5, 10 and 11 in 1985 draft to Washington for Redskins' no. 1 draft choice.
May 31 — Ownership is transferred from Mecom to Benson for the sale price of \$70.204 million. Tom Benson will hold the position of managing general partner of the Saints.
Nov. 25 — Head coach Bum Phillips resigns. Defensive coordinator Wade Phillips is named interim head coach.

1986

- Jan. 14** — Jim Finks is named president/general manager. Finks also joins in franchise ownership.
Jan. 28 — Jim Mora is named head coach.
Dec. 7 — Rubeen Mayes broke team's single-game rushing record of 206 yards with 207 vs. Miami, but his final gain was called back along with winning TD. Saints lost 31-27 thriller as Mayes finished with 203 rushing yards.
Dec. 21 — RB Rubeen Mayes finished year with 1,353 yards rushing, fourth in NFL and is named consensus Rookie of the Year. Mayes is named to Pro Bowl along with Rickey Jackson and Morten Andersen.

1987

- Sep. 21** — NFL Players Association announces that players will be on strike following Monday night game.
Oct. 4 — Saints defeat Rams, 37-10 in Superdome before 29,745 fans in first replacement game.
Oct. 15 — Players' Association announces that strike is over, but not in time to play the coming week-end's games.
Oct. 18 — Saints beat Chicago, 19-17 on four Florian Kempf field goals. The Saints replacements posted a 2-1 record.
Nov. 1 — On the franchise's 21st birthday, Saints post largest margin of victory in team history, white washing Atlanta, 38-0. Win is the first in a team-record nine consecutive triumphs to close out the season.
Nov. 29 — Saints hold on with two magnificent goal-line stands in the final quarter to defeat Pittsburgh, 20-16. Win ensured Saints' first-ever winning record.
Dec. 6 — Saints beat Tampa Bay, 44-34 to lock up team's first playoff appearance.
Dec. 13 — Saints win seventh straight, 24-10 over Houston, to lock up a host position in the NFC wild card game.
Dec. 20 — Down 24-3 in the second quarter, Saints rally behind backup quarterback Dave Wilson for 31-24 win, the biggest come-from-behind effort in Saints history.

- Dec. 27** — Saints beat Green Bay, 33-24 to finish season with 12-3 record, and must wait for San Francisco to play that night to determine whether the Saints would win the NFC West and have the home field advantage throughout the playoffs, or host the NFC wild card game. The 49ers won, relegating the Saints to the wild card host role.

1988

- Jan. 3** — Saints jump out to 7-0 lead, but hot Vikings led 31-10 at halftime en route to 44-10 win over Saints in the NFC wild card game.
Six Saints, K Morten Andersen, TE Hoby Brenner, G Brad Edelman, RB Rueben Mayes, LB Sam Mills, CB Dave Waymer, were tabbed for the AFC-NFC Pro Bowl in Honolulu. Six is the most Saints players ever selected to play in the game.
President/general manager Jim Finks was honored as the NFL executive of the year, and head coach Jim Mora was named the NFL coach of the year by every voting body.
- July 16** — Rookies and free agents report to Saints' first training camp at University of Wisconsin-La Crosse.
- Nov. 20** — Saints score biggest win in team history in 42-0 win over Denver. Win clinched Saints' second consecutive winning season.

1989

- Jan. 29** — Kicker Morten Andersen, linebacker Sam Mills and wide receiver Eric Martin represent Saints in NFC-AFC Pro Bowl in Honolulu. NFC West won 34-3.
- Feb. 1** — Plan B free agency goes into effect.
- Mar. 22** — NFL Commissioner Pete Rozelle announces his retirement at the league meetings in Palm Springs, California. Rozelle had presided over the league for 29 years.
- Sep. 10** — Saints score only opening-day shutout in team history with 28-0 win over Dallas in Superdome.
- Dec. 24** — Running back Dalton Hilliard, along with linebackers Vaughan Johnson and Pat Swilling were selected to represent the Saints in the Pro Bowl. Tackle Kevin Haverdink and cornerback Robert Massey were named to a number of all-rookie teams.

1990

- Aug. 5** — Saints beat Raiders, 17-10 in American Bowl in London's Wembley Stadium.
- Dec. 31** — On New Year's Eve, a national television audience saw the Saints kick a last-second field goal to even their record at 8-8, reaching the .500 mark for the first time all season. More importantly, the win gave them the final NFC playoff berth and a game against Chicago the following week.

1991

- Jan. 6** — Bears defeat Saints 16-6 in NFC wild card game in Soldier Field. Game is team's second playoff game in history, first on the road.
Linebackers Vaughan Johnson and Pat Swilling represent the team in the AFC-NFC Pro Bowl, along with kicker Morten Andersen. DE Renaldo Turnbull ended the season leading NFC rookie defenders with eleven sacks. He is named to a number of all-rookie teams.
- Sep. 8** — Saints defeat Kansas City, 17-10 for first 2-0 start in team history. Winning streak continued into week seven, the second longest ever.
- Dec. 16** — A 27-0 win over the Los Angeles Raiders broke the four-game losing streak, clinched a playoff spot, and kept the Saints in the hunt for a division title.
- Dec. 22** — In Phoenix, Saints beat Cardinals 27-3, and win their first-ever NFC West title.
The Saints defense ended the regular season with the fewest points allowed in the NFL. They were second in the league in yardage allowed.
- Dec. 28** — Vying for the team's first-ever playoff victory, the Falcons came from behind to defeat New Orleans, 27-20 in the Superdome.

1992

- Four Saints were chosen for the NFC squad in the Pro Bowl. Linebackers Vaughan Johnson, Sam Mills and Pat Swilling were named as starters for the NFC, the most linebackers from one team in history. Special teamer Bennie Thompson also made the trip to Honolulu.
- Dec. 3** — A close, 22-14 win over Atlanta finishes a three-game, 11-day string, putting the Saints in the playoffs for the third consecutive year.
- Dec. 26** — Saints clinch the home-field advantage in the NFC wild card game with a 20-0 win over the New York Jets in the Meadowlands.

1993

- Jan. 3** — Leading 20-7 in the third quarter, the Saints saw the Philadelphia Eagles roar back to win the NFC wild card game, 36-20 at the Superdome. Philadelphia scored 26 points in the fourth quarter for the win.
Six Saints, linebackers Rickey Jackson, Vaughan Johnson, Sam Mills and Pat Swilling, kicker Morten Andersen, and center Joel Hilgenberg participated in the AFC-NFC Pro Bowl in Honolulu. It tied the record as the most Saints players ever voted to the game.
- Apr. 29** — At a press conference, Saints owner Tom Benson announces that president/general manager Jim Finks has been diagnosed with cancer. Finks entered the hospital April 26, after the end of the NFL draft. Benson takes over temporarily in Finks' position during his absence.
- May 19** — A sports bill calling in part for renovations to the Louisiana Superdome and a new practice facility for the Saints passes state lawmakers in a vote in Baton Rouge.
- Jul. 14** — Saints President/General Manager Jim Finks resigns.
- Sep. 30** — Saints sign a new lease with the Superdome which runs through 2018.
- Oct. 3** — Saints defeat Rams 37-6 in Anaheim, improving their record to 5-0 and tying best-ever start in team history.
- Dec. 28** — Three Saints, linebackers Renaldo Turnbull and Rickey Jackson, and punt/kick returner Tyrone Hughes were chosen to represent the NFC in the Pro Bowl, February 6 in Honolulu. Hughes is the fourth rookie in club history to receive this honor.

1994

- May 8** — After battling lung cancer for more than a year, former President/General Manager Jim Finks passes away at his Metairie home at the age of 66.

1995

- Jan. 26** — An early morning fire causes severe damage at the club's Saints Drive Practice Facility. The two alarm fire forces the team to move its operation out of the main building, which was constructed in 1967.
- Feb. 5** — Defensive end Wayne Martin and tackle William Roaf represent the Saints at the AFC-NFC Pro Bowl in Honolulu, the fewest number of Saints selected to play in the game since 1985 (2).
- Mar. 13** — The Superdome Commission approves the sale of \$14.5 million in bonds that will go toward the construction of a Saints practice facility in Metairie.
- June 8** — Groundbreaking ceremonies are held for the Saints new practice facility on Airline Highway.

1996

- Jan. 12** — Bill Kuharich, Director of Player Personnel from 1986-93 and Vice President of Football Operations, 1994-95, is named Vice President/General Manager.
- Feb. 4** — Tackle William Roaf and cornerback Eric Allen represent the Saints at the AFC-NFC Pro Bowl in Honolulu.
- Apr. 15** — For the first time in team history, the entire organization is housed under one roof with the move to the club's new facility at 5800 Airline Highway in Metairie.
- Oct. 21** — After being defeated 19-7 by the Carolina Panthers a day earlier, Saints head coach Jim Mora, the longest tenured coach in all of professional sports, resigns his post, ending a 10 1/2 year tenure with the team. Mora, who led the Saints to their first winning seasons and playoff appearances, and the winningest coach in franchise history, ended his stay with a short statement thanking Tom Benson and the Saints fans for their support.
- Oct. 23** — Rick Venturi, who had been the Saints linebackers coach and an interim head coach with the Indianapolis Colts in 1991, was named interim head coach.
- Dec. 12** — Tackle William Roaf was named as an NFC starter in his third consecutive Pro Bowl. Defensive tackle Wayne Martin was chosen as an alternate to the squad.

1997

- Jan. 28** — Bill Kuharich is named President/General Manager/Chief Operating Officer of the Saints. Kuharich names Mike Ditka head coach of the New Orleans Saints.
- Nov. 16** — In the shortest overtime game in NFL history, the Saints defeat the Seattle Seahawks, 20-17, on a Doug Brien 38-yard field goal. The victory gives the Saints one more victory than the previous season en route to doubling 1996's win total.

1998

- Aug. 5** — Head coach Mike Ditka is signed to a five-year contract extension, placing him under contract through the 2002 season.

1999

- Jan. 21 — Dick Stanfel, who served as offensive line coach for the Saints, 1997-98, and 1976-80, also serving as head coach for the final four games of 1980, announces his retirement.
 - April 17 — The Saints acquire the fifth overall selection from the Washington Redskins in exchange for the Saints 1st and 3rd-7th round draft choices in 1999, and the Saints 1st and 3rd round choices in 2000. With the fifth overall selection, the Saints select Heisman Trophy winner RB Ricky Williams from the University of Texas. Williams signs an eight-year contract, 5/14.
 - May 19 — Charles Bailey is named Asst. General Manager/Vice President of Football Operations replacing Chet Franklin, who accepted a similar post with the Oakland Raiders.
- 2000**
- Jan. 5 — Saints Owner Tom Benson fires 22 employees, including President/General Manager Bill Kuharich, Head Coach Mike Ditka and Vice President of Government Affairs Terry O'Neil.
 - Jan. 27 — Following through on his promise of December 7, 1999 when he said "I will take whatever steps necessary at the end of the regular season to make the New Orleans Saints a winning franchise," Tom Benson hires Randy Mueller as General Manager of Football Operations and Arnold D. Fielkow as Director of Administration. Mueller joins the Saints from the Seattle Seahawks, where he spent 17 years in player personnel, including his last five as Vice President of Football Operations. Fielkow joins the Saints from the Southern League of Professional Baseball, where he served as President and General Counsel for six years.
 - Feb. 3 — Randy Mueller hires former Saints assistant coach and defensive coordinator Jim Haslett as the 13th head coach in franchise history, forming one of the youngest General Manager/Head Coach tandems in all of professional sports. Haslett spent the three previous seasons as defensive coordinator of the Pittsburgh Steelers.
 - Feb. 11 — The Saints make the first signing of the NFL's Free Agency period, signing former Cincinnati Bengals QB Jeff Blake to a four-year contract.
 - Feb. 13 — The Saints sign WR Joe Horn, formerly of the Kansas City Chiefs, to a four-year contract.
 - Feb. 14 — The Saints sign two defensive backs, CB Chris Oldham from the Pittsburgh Steelers and DB Fred Thomas from the Seattle Seahawks.
 - Feb. 15 — The Saints re-sign unrestricted free agent Tom Ackerman to a four-year contract.
 - Feb. 16 — The Saints sign St. Louis Rams restricted free agent LB Charlie Clemons to an offer sheet, giving the Rams seven days to match the Saints offer.
 - Feb. 16 — The Saints name Mike McCarthy as offensive coordinator. McCarthy, who was originally named quarterbacks coach of the Saints, has worked with Brett Favre and Joe Montana, among others.
 - Feb. 19 — The Saints are informed that the Rams will not match the offer sheet placed on Charlie Clemons, making him the property of the New Orleans Saints, under a four-year contract. Additionally, the Saints sign TE Andrew Glover, a former Grambling State University star and Los Angeles Raiders and Minnesota Vikings standout, to a three-year contract.
 - Feb. 22 — The Saints sign former Grambling State University and Minnesota Vikings standout Jake Reed to a two-year contract one day after agreeing to contract terms. Reed, along with his former teammate Cris Carter, became the only wide receiver tandem in NFL history to each have over 1,000 yards receiving in four consecutive seasons (1994-97).
 - Feb. 23 — The Saints sign former San Diego Chargers DT Norman Hand to a five-year contract. Hand, widely considered one of the top run-stoppers in the NFL, gives the Saints their eighth free agent acquisition of 2000, marking their busiest offseason in club history and placing them at the top of the league in free agent activity.
 - Mar. 9 — The Saints name Nicholls State University in Thibodaux, La., as the new summer training camp home of the team. The Saints first trained in Thibodaux in 1975, and trained at the University of Wisconsin-La Crosse from 1988-99.
 - Mar. 10 — The Saints enter into a new three-year partnership with WWL-AM (870) to broadcast all pre season and regular season Saints games. The Saints previous agreement with WWL-AM was signed in 1995 and continued through the 1999 season.

PLAYOFF GAME SUMMARIES

VIKINGS 44, SAINTS 10
January 3, 1988 at Superdome (68,127)

In the Saints' first-ever playoff game, things started quickly, as the Vikings fumbled on the second play from scrimmage. Two plays later, it was 7-0 as Bobby Hebert hit Eric Martin for a 10-yard TD pass. But from there, it was all downhill as Minnesota scored 31 points in the first half, and never looked back. A crucial play in the game came on the final play of the first half, as Wade Wilson's "hail Mary" pass was caught by the Vikings' Hassan Jones in the end zone. Down 31-10, Dave Wilson relieved Bobby Hebert midway through the third quarter, but the results were similar. The Saints could not manage a first down rushing in the game, and were held to nine first downs overall. Meanwhile, the Vikings controlled the ball for over 41 minutes of the game. To make matters worse, Rueben Mayes tore knee ligaments that required surgery.

Minnesota	—	10	21	3	10	—	44
New Orleans	—	7	3	0	0	—	10

SCORING

- N.O. Martin 10 pass from Hebert (Andersen kick)
- Minn. Nelson 42 field goal
- Minn. Carter 84 punt return (Nelson kick)
- Minn. Jordan 5 pass from Wilson (Nelson kick)
- N.O. Anderson 40 field goal
- Minn. Jones 44 pass from Wilson (Nelson kick)
- Minn. Nelson 32 field goal
- Minn. Nelson 19 field goal
- Minn. Dozier 8 run (Nelson kick)

TEAM STATISTICS

	Minnesota	New Orleans
Total First Downs	28	9
Total Net Yards	417	149
Rushes-Yards	50-210	14-53
Net Yards passing	207	96
Passes (A-C-I)	30-17-0	31-11-4
QB Sacked-Yards	6-42	2-8
Punts-Average	3-32	6-44.2
Fumbles-Lost	4-2	0-0
Penalties-Yards Lost	6-64	3-2
Time of Possession	41:18	18:42

RUSHING

Minnesota — D. Nelson 17-73; Anderson 7-49; Dozier 8-45, 1 TD; Fenney 7-20; Rice 4-10; Kramer 2-5; W. Wilson 2-5; Gannon 3-3.
New Orleans — Hilliard 8-39; Mayes 3-11; Hebert 2-2; Jordan 1-1.

PASSING

Minnesota — Wilson 20-11-0, 189 yards, 2 TDs; Kramer 9-5-0, 50 yards; Rice 1-1-0, 10 yards, 1 TD.
New Orleans — Hebert 19-9-2, 84 yards, 1 TD; Wilson 12-2-2, 20 yards.

RECEIVING

Minnesota — Carter 6-79, 1 TD; D. Nelson 2-56; Lewis 2-27; Jordan 2-17, 1 TD; Rice 2-17; Jones 1-44, 1 TD; Gustafson 1-12; Anderson 1-(-3)
New Orleans — Brenner 2-33; Hill 2-15; Hilliard 2-15; Pattison 2-18; Tice 2-13; Martin 1-10, 1 TD.

BEARS 16, SAINTS 6
January 6, 1991 at Soldier Field (60,767)

The Bears got the first break of the day when John Mangum picked off a Steve Walsh pass at the Saints' 33 on the game's first series, setting up a Kevin Butler field goal. Chicago opened a 10-point lead when Mike Tomczak connected with James Thornton. The Saints took advantage of a Maury Buford 19-yard punt that landed at the Bears' 47, when Morten Andersen hit a field goal with 1:38 to play in the half. It was a costly scoring march, however, as Walsh was forced to leave the game with a separated shoulder. The Saints appeared to tie the score at 10 when Renaldo Turnbull blocked a Butler 45-yard field goal and Vince Buck scampered 61 yards for the score, but Robert Massey was flagged for lining up offsidess, nullifying the apparent TD. Seven plays later, Butler converted his second field goal. Following a Butler missed field goal attempt from 36 yards out, the Saints took over at their own 20 and traveled 59 yards before Andersen hit his second 3-pointer of the game to cut the Bears' lead to seven. Chicago iced the game on Butler's third field goal of the game with 2:37 to play. Shaun Gayle intercepted a John Fourcade pass on the next offensive play, sealing the Saints' fate. Sam Mills led the Saints defense with a game-high 12 tackles, while Turnbull tallied two sacks.

New Orleans	—	0	3	0	3	—	6
Chicago	—	3	7	3	3	—	16

SCORING

- Chi. Butler 19 field goal
- Chi. Thornton 18 pass from Tomczak (Butler kick)
- N.O. Andersen 47 field goal
- Chi. Butler 22 field goal
- N.O. Andersen 38 field goal
- Chi. Butler 21 field goal

TEAM STATISTICS

	New Orleans	Chicago
Total First Downs	11	18
Total Net Yards	193	365
Rushes-Yards	18-65	43-189
Net Yards passing	128	176
Passes (A-C-I)	34-11-3	26-13-0
QB Sacked-Yards	2-25	2-12
Punts-Average	3-30	2-27.5
Fumbles-Lost	1-0	2-1
Penalties-Yards Lost	2-10	7-57
Time of Possession	22:29	37:31

RUSHING

New Orleans — Fenerty 8-29; Fourcade 2-13; Hilliard 4-13; Heyward 4-10.
Chicago — Anderson 27-102; Muster 12-71; Green 2-8; Tomczak 2-8.

PASSING

New Orleans — Walsh 16-6-1, 74 yards; Fourcade 18-5-2, 79 yards.
Chicago — Tomczak 25-12-0, 166 yards, 1 TD; Anderson 1-1-0, 22 yards.

RECEIVING

New Orleans — Fenerty 4-22; Martin 2-47; Scales 1-31; Tice 1-19; Brenner 1-17; Perriman 1-11; Turner 1-6.
Chicago — Anderson 4-42; Thornton 2-43, 1 TD; Gentry 2-41; Morris 2-28; Muster 2-21; Davis 1-13.

FALCONS 27, SAINTS 20
December 28, 1991 at Superdome (68,794)

The Saints took the ball on their opening possession and traveled 78 yards in 8:57 towards a Bobby Hebert to Floyd Turner TD pass. The Saints looked as if they might open a 14-point lead, but Deion Sanders picked off an Hebert pass in the end zone on third-and-goal from the 3. Rickey Jackson stripped the ball from Chris Miller at the Saints' 48 on the first play of the second quarter, setting up a Morten Andersen field goal six plays later. The Falcons answered with an 80-yard drive that ate up 9:34 of the clock and ended with a Miller to Andre Rison touchdown. A Norm Johnson field goal with 37 seconds remaining in the half tied the score, but a Fred McAfee 39-yard kickoff return and a 26-yard completion from Hebert to Dalton Hilliard set up an Andersen field goal with no time left in the half. Atlanta took their first lead of the day when Miller connected with Michael Haynes for a TD 5:01 into the third quarter. New Orleans responded with a 19-play, 80-yard drive that used 10:49 of the clock and concluded with a Dalton Hilliard scoring run 50 seconds into the final frame. Atlanta tied the game when Johnson booted his second 3-pointer of the game midway through the fourth quarter, and scored the game winning points on a Miller to Haynes TD connection with 2:41 left to play. The Saints were driving at the Falcons' 35 with 1:10 to play, but Tim McKyer intercepted Hebert's pass. DE Frank Warren led the Saints' defensive charge with two sacks.

Atlanta	—	0	10	7	10	—	27
New Orleans	—	7	6	0	7	—	20

SCORING

- N.O. Turner 26 pass from Hebert (Andersen kick)
- N.O. Andersen 45 field goal
- Atl. Rison 24 pass from Miller (Johnson kick)
- Atl. Johnson 44 field goal
- N.O. Andersen 35 field goal
- Atl. Haynes 20 pass from Miller (Johnson kick)
- N.O. Hilliard 1 run (Andersen kick)
- Atl. Johnson 36 field goal
- Atl. Haynes 61 pass from Miller (Johnson kick)

TEAM STATISTICS

	Atlanta	New Orleans
Total First Downs	20	23
Total Net Yards	334	330
Rushes-Yards	22-79	22-65
Net Yards passing	255	265
Passes (A-C-I)	30-18-1	44-26-2
QB Sacked-Yards	5-36	1-8
Punts-Average	1-42	3-54
Fumbles-Lost	3-1	2-1
Penalties-Yards Lost	6-48	5-49
Time of Possession	26:52	33:08

RUSHING

Atlanta — Rozier 7-35; Pegram 11-26; Miller 4-18.
New Orleans — McAfee 14-49; Hebert 1-9; Hilliard 4-5, 1 TD; Jordan 3-2.

PASSING

Atlanta — Miller 30-18-1, 291 yards, 3 TDs.
New Orleans — Hebert 44-26-2, 273 yards, 1 TD.

RECEIVING

Atlanta — Haynes 6-144, 2 TDs; Pritchard 5-63; Rison 4-56, 1 TD; Thomas 1-19; Pegram 1-5; Dixon 1-4.
New Orleans — Martin 7-83; Turner 5-75, 1 TD; Early 5-41; Hilliard 5-33; Carroll 2-23; Tice 1-13; Jordan 1-5.

EAGLES 36, SAINTS 20
January 3, 1993 at Superdome (34,316)

The Saints took the ball on the opening series of the game and traveled 73 yards in 5:40 towards their first score of the day. The Eagles struck back to tie the game 5:58 later, but the Saints regained the lead 6:42 into the second quarter when a Morten Andersen field goal capped a 13-play, 71-yard drive that used 6:42 of the clock. The Saints took a 10-point lead 4:04 later, three plays after Bobby Hebert opened a drive with a 20-yard completion to Quinn Early to the Eagles' 33, and two plays after Hebert connected with Vaughn Dunbar for a 24-yard strike. The Eagles got to the Saints' 25 on their first possession of the second half, but Rickey Jackson stripped the ball from Randall Cunningham and Wayne Martin recovered at the Saints' 31. On the next play, Hebert hit Dunbar for a 35-yard catch and run, leading to an Andersen field goal with 6:28 to play in the third frame. The Saints next play from scrimmage resulted in an Eric Allen interception at the Eagles' 38, leading to a Roger Ruzek field goal with 1:01 to play in the third quarter. Philadelphia took the lead with touchdowns on their first two series of the fourth quarter. The first TD drive covered 64 yards in nine plays, and the second one was set up when Seth Joyner returned an interception 14 yards to the Saints' 26. Reggie White sacked Hebert in the end zone for a safety, four plays after the Birds' second touchdown, and Eric Allen returned an interception for a TD with 2:17 to play to ice the game.

Philadelphia	—	7	0	3	26	—	36
New Orleans	—	7	10	3	0	—	20

SCORING

- N.O. Heyward 1 run (Andersen kick)
- Phi. Barnett 57 pass from Cunningham (Ruzek kick)
- N.O. Andersen 35 field goal
- N.O. Early 7 pass from Hebert (Andersen kick)
- N.O. Andersen 42 field goal
- Phi. Ruzek 40 field goal
- Phi. Barnett 35 pass from Cunningham (Ruzek kick)
- Phi. Sherman 6 run (Ruzek kick)
- Phi. Safety, Hebert sacked in end zone by White
- Phi. Ruzek 39 field goal
- Phi. Allen 18 interception return

TEAM STATISTICS

	Philadelphia	New Orleans
Total First Downs	19	20
Total Net Yards	349	360
Rushes-Yards	28-136	20-76
Net Yards passing	213	284
Passes (A-C-I)	35-19-0	39-23-3
QB Sacked-Yards	1-6	1-7
Punts-Average	5-51.2	3-45.3
Fumbles-Lost	1-1	1-1
Penalties-Yards Lost	4-37	4-35
Time of Possession	31:25	28:35

RUSHING

Philadelphia — Sherman 21-105, 1 TD; Cunningham 2-19; Walker 5-12.
New Orleans — Dunbar 4-28; Heyward 10-23, 1 TD; Hebert 3-18; Hilliard 3-7.

PASSING

Philadelphia — Cunningham 35-19-0, 219 yards, 2 TDs.
New Orleans — Hebert 39-23-3, 291 yards, 1 TD.

RECEIVING

Philadelphia — Byars 6-37; Barnett 4-102, 2 TDs; Williams 4-36; Sherman 3-29; Green 1-14; Walker 1-1.
New Orleans — Early 7-93, 1 TD; Martin 5-64; Dunbar 4-49; Heyward 3-45; Brenner 2-24; Hilliard 1-10; Small 1-6.

SAINTS PLAYOFF STATISTICS

WON 0, LOST 4

1/3/88	L	10-44	Minnesota	68,127
1/6/91	L	6-16	at Chicago	60,767
12/28/91	L	20-27	Atlanta	68,974
1/3/93	L	20-36	Philadelphia	68,893

	N.O.	OPP
TOTAL FIRST DOWNS	63	85
Rushing	39	39
Passing	24	43
Penalty	9	3
3rd Down: Made/Att.	17/49	29/59
3rd Down: Pct.	34.7	49.2
4th Down: Made/Att.	0/1	1/6
4th Down: Pct.	0.0	16.7
POSSESSION AVG.	26.14	33.46
TOTAL NET YARDS	1032	1465
Avg. Per Game	258.0	366.3
Total Plays	228	278
Avg. Per Play	4.4	5.3
NET YARDS RUSHING	259	614
Avg. Per Game	64.8	153.5
Total Rushes	74	143
NET YARDS PASSING	773	851
Avg. Per Game	193.3	212.8
Sacked/Yards Lost	6/48	13/96
Gross Yards	821	947
Att./Completions	148/71	121/67
Completion Pct.	48.0	55.4
Had Intercepted	12	1
PUNTS/AVERAGE	15/43.5	11/40.8
NET PUNTING AVG.	15/29.8	11/40.8
PENALTIES/YARDS	15/125	22/189
FUMBLES/BALL LOST	7/4	10/5
TOUCHDOWNS	5	13
Rushing	2	2
Passing	3	9
Returns	0	2

SCORE BY PERIODS

	Q1	Q2	Q3	Q4	OT	PTS.
SAINTS	21	22	3	10	0	56
OPP.	20	38	16	49	0	123

SCORING

	TD	-Ru	-Pa	-RT	PAT	FG	S	PTS.
M. Andersen	0	0	0	0	5/5	7/7	0	26
D. Hilliard	1	1	0	0	0	0	0	6
C. Heyward	1	1	0	0	0	0	0	6
E. Martin	1	0	1	0	0	0	0	6
Q. Early	1	0	1	0	0	0	0	6
F. Turner	1	0	1	0	0	0	0	6
TEAM	5	2	3	0	5/5	7/7	0	56
OPP.	13	2	9	2	13/13	10/12	1	123

SACKS: R. Jackson 3.0, F. Warren 3.0, R. Turnbull 2.0, T. Elliot 1.0, P. Swilling 1.0, S. Mills 1.0, W. Martin 1.0, J. Wilks 0.5, B. Clark 0.5.
SAINTS 13.0
OPPONENTS 6.0

RUSHING

	No.	Yds.	Avg.	Long	TD
D. Hilliard	19	64	3.4	9	1
F. McAfee	14	49	3.5	11	0
C. Heyward	14	33	2.4	6	1
B. Hebert	6	29	4.8	10	0
G. Fenerty	8	29	3.6	14	0
V. Dunbar	4	28	7.0	24	0
J. Fourcade	2	13	6.5	9	0
R. Mayes	3	11	3.7	8	0
B. Jordan	4	3	0.8	2	0
TEAM	74	259	3.5	24	2
OPP.	143	614	4.3	28	2

RECEIVING

	No.	Yds.	Avg.	Long	TD
E. Martin	15	204	13.6	36	1
Q. Early	12	134	11.2	20	1
D. Hilliard	8	58	7.3	26	0
F. Turner	6	81	13.5	26 1/2	1
H. Brenner	5	74	14.8	25	0
V. Dunbar	4	49	12.3	35	0
J. Tice	4	45	15.0	25	0
G. Fenerty	4	22	5.5	9	0
C. Heyward	3	45	15.0	25	0
W. Carroll	2	23	11.5	12	0
M. Pattison	2	18	9.0	10	0
L. Hill	2	15	7.5	11	0
G. Scales	1	31	31.0	31	0
B. Perriman	1	11	11.0	11	0
T. Small	1	6	6.0	6	0
B. Jordan	1	5	5.0	5	0
TEAM	71	821	11.6	36	3
OPP.	67	947	14.1	61 1/2	9

INTERCEPTIONS

	No.	Yds.	Avg.	Long	TD
V. Glenn	1	0	0.0	0	0
TEAM	1	0	0.0	0	0
OPP.	12	148	12.3	31	1

KICKOFF RETURNS

	No.	Yds.	Avg.	Long	TD
F. McAfee	4	98	24.5	39	0
B. Word	4	53	13.3	23	0
V. Dunbar	2	48	24.0	28	0
G. Fenerty	2	33	16.5	18	0
D. Hilliard	1	21	21.0	21	0
M. Adams	1	19	19.0	19	0
B. Jordan	1	17	17.0	17	0
P. Newman	1	16	16.0	16	0
M. Gray	1	16	16.0	16	0
C. Heyward	1	14	14.0	14	0
S. Brock	1	13	13.0	13	0
TEAM	19	348	18.3	39	0
OPP.	7	127	18.1	39	0

PUNT RETURNS

	Ret	FC	Yds	Avg	Long	TD
P. Newman	3	1	31	10.3	15	0
M. Gray	1	0	0	0.0	0	0
V. Buck	1	0	2	2.0	2	0
G. Fenerty	0	1	0	0.0	0	0
TEAM	5	3	33	6.6	15	1
OPP.	11	0	186	16.9	84 1/2	1

PUNTING

	No.	Yds	Avg	Net	TB	In	Lg	B
T. Barnhardt	9	388	43.1	38.3	3	0	56	0
B. Hansen	6	265	44.2	20.3	0	0	53	0
TEAM	15	653	43.5	29.8	3	0	56	0
OPP.	11	449	40.8	27.5	0	6	60	0

FIELD GOALS

	1-19	20-29	30-39	40-49	50+
Andersen	0/0	0/0	3/3	4/6	0/0
TEAM	0/0	0/0	3/3	4/6	0/0
OPP.	2/2	3/4	3/3	3/3	0/1

Andersen: (40G) (41N, 47G, 42B, 38G) (45G, 35G) (35G, 42G) **OPPONENTS:** (42G, 32G, 19G) (19G, 22G, 36N, 21G) (44G, 36G, 54B) (40G, 39G)

	Att.	Cmp	Yds	Cmp%	Yds/Att	TD	TD%	Int	Int%	Long	Sack/Lost	Rating
B. Hebert	102	58	648	56.9	6.35	3	2.9	7	6.9	35	3/19	57.2
D. Wilson	12	2	20	16.7	1.67	-	-	2	16.7	10	1/4	-46.5
S. Walsh	16	6	74	38.0	4.63	-	-	1	6.3	36	1/16	26.6
J. Fourcade	18	5	79	27.8	4.39	-	-	2	11.1	31	1/16	-2.8
TEAM	148	71	821	34.9	5.54	3	2.0	12	8.1	36	6/48	38.2
OPPONENTS	121	67	851	55.4	7.0	9	7.4	1	0.8	61 1/2	13/89	98.9



2000 INSTANT REPLAY SYSTEM

The system begins with the replay booth receiving a "live" feed from the network television control truck covering the game.

The "technician" in front of the live-feed monitor cues up the live play by pressing the "make play" button on his console as the ball is snapped. That automatically puts the play on a "touch-screen monitor" positioned in front of the replay assistant. When a replay comes up from the truck, the technician presses a "make replay" button and that automatically pops up on the touch-screen monitor. The monitor can accommodate six replay angles of a single play.

The "replay assistant" is positioned in front of the touch-screen monitor. This person decides which replays will be relayed to the field monitor for review by the referee after a coach's challenge is issued, and whether an official's time-out will be called for a play review in the final two minutes of each half and overtime.

The "video operator," at the instruction of the replay assistant, will tap the touch-screen monitor (similar to a bank's automatic teller machine that prompts commands by the tapping of its screen) to transfer one of the replays to the booth's third monitor that is positioned between him and the replay assistant. The video operator can control the speed of the playback on this monitor by the turn of a dial. This is the monitor on which the replay assistant will view all replays. The video on this monitor is what the referee on the field will see.

The "communicator" is the replay booth's "eyes to the field." While the technician, replay assistant and video operator are doing their jobs, the communicator, stationed in back of the other three, is watching the field. He will advise the replay assistant - who is busy viewing the monitor - that "they're in the huddle," "they're on the line" and "the ball is snapped" so the replay assistant will know that the next play has started, negating the possibility of a replay. He will also report to the replay assistant if an official ruling (e.g. holding, illegal procedure, etc.) has been made on the field following a play that might eliminate the need for a replay.

The communicator also is the timer of the 90 seconds allocated to the referee to make a decision on a replay. Once 90 seconds are reached, the communicator will hit a red button on the console in front of the replay assistant that will automatically shut off the field-level monitor, signaling to the referee that the 90 seconds has expired and the review is over. The referee must then announce his decision.

If needed, the communicator will also explain a referee's ruling to the TV truck and to the teams' public relations directors in the press box for dissemination to the media.

A "buzzer system" will be utilized to signal the call for a replay. Before the final two minutes, the head coach will buzz the referee and replay booth that he challenges a play and wants a review. Within the final two minutes, the booth will buzz the referee, calling for a replay. The head coaches will wear a belt pack containing a buzzer. When pressed, the buzzer will simultaneously signal the referee, umpire and replay booth that a replay is being requested.

There will be three replay monitors at field level in open-air stadiums. Two will be positioned at opposite 20-yard lines near the sideline wall. A third will be in a runway, for use if there is inclement weather. Two monitors will be used in domed stadiums.

As the referee approaches the monitor, his first replay will await him. His 90 seconds for a decision begins when he puts on the headphones that put him in contact with the replay booth.

2000 RULES OF REPLAY

COACHES CHALLENGE — Outside the final two minutes of each half, each team will be permitted two challenges per game that will initiate referee reviews. Each challenge will cost a team a time-out. If a challenge is upheld, the time-out will be restored, but the challenge will not. No challenges will be recognized from a team that has exhausted its time-outs.

FINAL TWO MINUTES OF EACH HALF — After the two-minute warning of each half, and throughout any overtime period, any referee review will be initiated by the replay assistant in the replay booth in the press box. He can initiate as many review requests as he thinks necessary, no matter how many time-outs the teams may have. No time-out will be charged for a review initiated from the replay booth.

REFEREE REVIEW — All replay reviews will be conducted by the referee on a field-level monitor after consultation with the other covering officials on the play. A decision will be reversed only when the referee has indisputable visual evidence that the call should be changed. The referee cannot initiate a replay in any instance.

TIME LIMIT — Reviews will be a maximum of 90 seconds, timed from when the referee puts on the headphones to the replay booth.

REVIEWABLE PLAYS — The instant replay system will cover a variety of plays in three main areas - 1) sideline, goal line, end zone, and end-line plays; 2) passing plays; and 3) other detectable infractions, such as a runner ruled down not by defensive contact, and the number of players on the field.





2000 NFL PRESEASON SCHEDULE

(All Times Local Except American Bowl Games, which are ET)

SATURDAY, JULY 29
Atlanta at Indianapolis 7:00 pm
New Orleans at New York Jets 8:00 pm

SUNDAY, JULY 30
Philadelphia at Cleveland 8:00 pm
Pittsburgh at Dallas 7:00 pm

MONDAY, JULY 31
AFC-NFC Pro Football Hall of Fame Game at Canton, Ohio
New England vs. San Francisco(ABC) 8:00 pm

FIRST WEEK (BYE: CLEVELAND)

FRIDAY, AUGUST 4
Cincinnati at Buffalo 7:30 pm
Jacksonville at Carolina 8:00 pm
New England at Detroit 7:00 pm
New York Jets at Green Bay 7:00 pm
Washington at Tampa Bay 7:30 pm

SATURDAY, AUGUST 5
American Bowl at Tokyo, Japan
Atlanta vs. Dallas (ESPN) 10:00 pm
Chicago at New York Giants 8:00 pm
Denver at Arizona 7:00 pm
Indianapolis at Seattle 5:00 pm
Kansas City at Tennessee 7:00 pm
Miami at Pittsburgh 7:30 pm
New Orleans at Minnesota 7:00 pm
Oakland at St. Louis 7:00 pm
Philadelphia at Baltimore 8:00 pm
San Diego at San Francisco 6:00 pm

SECOND WEEK (BYE: PHILADELPHIA)

THURSDAY, AUGUST 10
Carolina at Pittsburgh 7:30 pm
Tampa Bay at Miami 7:00 pm

FRIDAY, AUGUST 11
Cincinnati at Atlanta 7:30 pm
New England at Washington 8:00 pm
New York Giants at Jacksonville(CBS) 8:00 pm

SATURDAY, AUGUST 12
Buffalo at Detroit (ESPN) 8:35 pm
Cleveland at Chicago 7:00 pm
Minnesota at San Diego 6:00 pm
New Orleans at Indianapolis 7:00 pm
(at West Lafayette, Ind)
New York Jets at Baltimore 8:00 pm
Seattle at Arizona 7:00 pm

SUNDAY, AUGUST 13
Green Bay at Denver(FOX) 2:00 pm
Oakland at Dallas 6:00 pm
San Francisco at Kansas City 7:30 pm

MONDAY, AUGUST 14
St. Louis at Tennessee(ABC) 7:00 pm

THIRD WEEK (BYE: NEW ORLEANS)

FRIDAY, AUGUST 18
Arizona at Minnesota(ESPN) 7:35 pm
Baltimore at Carolina 8:00 pm
Detroit at Oakland 6:00 pm
New York Jets at New York Jets 8:00 pm

San Diego at Atlanta 7:30 pm
Tennessee at Philadelphia 7:30 pm

SATURDAY, AUGUST 19
American Bowl at Mexico City, Mexico
Indianapolis vs. Pittsburgh (CBS) 8:00 pm
Buffalo at St. Louis 7:00 pm
Chicago at Cincinnati 7:30 pm
Dallas at Denver 7:00 pm
Jacksonville at Kansas City 7:30 pm
San Francisco at Seattle 8:00 pm
Washington at Cleveland 7:30 pm

SUNDAY, AUGUST 20
Tampa Bay at New England(FOX) 4:00 pm

MONDAY, AUGUST 21
Green Bay at Miami(ABC) 8:00 pm

FOURTH WEEK (BYE: NEW YORK JETS)

THURSDAY, AUGUST 24
Atlanta at Jacksonville 7:30 pm
Buffalo at Philadelphia 8:00 pm
Carolina at New England 8:00 pm
Minnesota at Indianapolis 7:00 pm
St. Louis at Dallas(ESPN) 7:35 pm
Seattle at Oakland 6:00 pm

FRIDAY, AUGUST 25
Arizona at San Diego 7:00 pm
Baltimore at New York Giants 8:00 pm
Denver at San Francisco 6:00 pm
Detroit at Cincinnati 7:30 pm
Kansas City at Tampa Bay 7:30 pm
Miami at New Orleans 7:00 pm
Pittsburgh at Washington 8:00 pm
Tennessee at Chicago 7:00 pm

SATURDAY, AUGUST 26
Cleveland at Green Bay 4:00 pm

2000 NFL REGULAR SEASON SCHEDULE

(All Times Local)

SUNDAY, SEPTEMBER 3 (FIRST WEEKEND) (OPEN DATE: CINCINNATI) CBS-TV NATIONAL WEEKEND

1. ARIZONA AT NEW YORK GIANTS1:00p
2. BALTIMORE AT PITTSBURGH1:00p
3. CAROLINA AT WASHINGTON1:00p
4. CHICAGO AT MINNESOTA12:00p
5. DETROIT AT NEW ORLEANS12:00p
6. INDIANAPOLIS AT KANSAS CITY12:00p
7. JACKSONVILLE AT CLEVELAND1:00p
8. NEW YORK JETS AT GREEN BAY3:15p
9. PHILADELPHIA AT DALLAS3:05p
10. SAN DIEGO AT OAKLAND1:15p
11. SAN FRANCISCO AT ATLANTA1:00p
12. SEATTLE AT MIAMI4:15p
13. TAMPA BAY AT NEW ENGLAND1:00p

SUNDAY NIGHT, SEPTEMBER 3

14. TENNESSEE AT BUFFALO8:35p

MONDAY, SEPTEMBER 4

15. DENVER AT ST. LOUIS8:00p

SUNDAY, SEPTEMBER 10 (SECOND WEEKEND) (OPEN DATE: PITTSBURGH) FOX-TV NATIONAL WEEKEND

16. ATLANTA AT DENVER2:15p
17. CAROLINA AT SAN FRANCISCO1:15p
18. CHICAGO AT TAMPA BAY1:00p
19. CLEVELAND AT CINCINNATI1:00p
20. GREEN BAY AT BUFFALO1:00p
21. JACKSONVILLE AT BALTIMORE1:00p
22. KANSAS CITY AT TENNESSEE12:00p
23. MIAMI AT MINNESOTA12:00p
24. NEW ORLEANS AT SAN DIEGO1:15p
25. NEW YORK GIANTS AT PHILADELPHIA1:00p
26. OAKLAND AT INDIANAPOLIS12:00p
27. ST. LOUIS AT SEATTLE1:15p
28. WASHINGTON AT DETROIT4:15p

SUNDAY NIGHT, SEPTEMBER 10

29. DALLAS AT ARIZONA5:35p

MONDAY, SEPTEMBER 11

30. NEW ENGLAND AT NEW YORK JETS9:00p

SUNDAY, SEPTEMBER 17 (THIRD WEEKEND) (OPEN DATES: ARIZONA, TENNESSEE, INDIANAPOLIS) FOX-TV NATIONAL WEEKEND

31. ATLANTA AT CAROLINA1:00p
32. BUFFALO AT NEW YORK JETS1:00p
33. CINCINNATI AT JACKSONVILLE1:00p
34. DENVER AT OAKLAND1:05p
35. MINNESOTA AT NEW ENGLAND4:15p
36. NEW ORLEANS AT SEATTLE1:15p
37. NEW YORK GIANTS AT CHICAGO3:15p
38. PHILADELPHIA AT GREEN BAY12:00p
39. PITTSBURGH AT CLEVELAND1:00p
40. SAN DIEGO AT KANSAS CITY3:05p

41. SAN FRANCISCO AT ST. LOUIS12:00p
42. TAMPA BAY AT DETROIT1:00p

SUNDAY NIGHT, SEPTEMBER 17

43. BALTIMORE AT MIAMI8:35p

MONDAY, SEPTEMBER 18

44. DALLAS AT WASHINGTON9:00p

SUNDAY, SEPTEMBER 24 (FOURTH WEEKEND) (OPEN DATES: BUFFALO, CAROLINA, MINNESOTA) CBS-TV NATIONAL WEEKEND

45. CINCINNATI AT BALTIMORE1:00p
46. CLEVELAND AT OAKLAND1:15p
47. DETROIT AT CHICAGO12:00p
48. GREEN BAY AT ARIZONA1:05p
49. KANSAS CITY AT DENVER2:15p
50. NEW ENGLAND AT MIAMI1:00p
51. NEW YORK JETS AT TAMPA BAY4:15p
52. PHILADELPHIA AT NEW ORLEANS12:00p
53. ST. LOUIS AT ATLANTA1:00p
54. SAN FRANCISCO AT DALLAS12:00p
55. SEATTLE AT SAN DIEGO1:15p
56. TENNESSEE AT PITTSBURGH1:00p

SUNDAY NIGHT, SEPTEMBER 24

57. WASHINGTON AT NEW YORK GIANTS8:35p

MONDAY, SEPTEMBER 25

58. JACKSONVILLE AT INDIANAPOLIS8:00p

SUNDAY, OCTOBER 1 (FIFTH WEEKEND) (OPEN DATES: NEW ORLEANS, NEW YORK JETS, OAKLAND) FOX-TV NATIONAL WEEKEND

59. ARIZONA AT SAN FRANCISCO1:15p
60. BALTIMORE AT CLEVELAND1:00p
61. CHICAGO AT GREEN BAY3:15p
62. DALLAS AT CAROLINA1:00p
63. INDIANAPOLIS AT BUFFALO1:00p
64. MIAMI AT CINCINNATI4:05p
65. MINNESOTA AT DETROIT1:00p
66. NEW ENGLAND AT DENVER2:05p
67. NEW YORK GIANTS AT TENNESSEE12:00p
68. PITTSBURGH AT JACKSONVILLE1:00p
69. SAN DIEGO AT ST. LOUIS12:00p
70. TAMPA BAY AT WASHINGTON4:15p

SUNDAY NIGHT, OCTOBER 1

71. ATLANTA AT PHILADELPHIA8:35p

MONDAY, OCTOBER 2

72. SEATTLE AT KANSAS CITY8:00p

SUNDAY, OCTOBER 8 (SIXTH WEEKEND)
 (OPEN DATES: DALLAS, KANSAS CITY, ST. LOUIS)
 CBS-TV NATIONAL WEEKEND

73.	BUFFALO AT MIAMI.....	1:00p
74.	CLEVELAND AT ARIZONA.....	1:15p
75.	DENVER AT SAN DIEGO.....	1:15p
76.	GREEN BAY AT DETROIT.....	1:00p
77.	INDIANAPOLIS AT NEW ENGLAND.....	1:00p
78.	NEW ORLEANS AT CHICAGO.....	12:00p
79.	NEW YORK GIANTS AT ATLANTA.....	4:05p
80.	OAKLAND AT SAN FRANCISCO.....	1:15p
81.	PITTSBURGH AT NEW YORK JETS.....	1:00p
82.	SEATTLE AT CAROLINA.....	4:15p
83.	TENNESSEE AT CINCINNATI.....	1:00p
84.	WASHINGTON AT PHILADELPHIA.....	1:00p

SUNDAY NIGHT, OCTOBER 8

85.	BALTIMORE AT JACKSONVILLE.....	8:35p
-----	--------------------------------	-------

MONDAY, OCTOBER 9

86.	TAMPA BAY AT MINNESOTA.....	8:00p
-----	-----------------------------	-------

SUNDAY, OCTOBER 15 (SEVENTH WEEKEND)
 (OPEN DATES: DETROIT, MIAMI, TAMPA BAY)
 FOX-TV NATIONAL WEEKEND

87.	ATLANTA AT ST. LOUIS.....	12:00p
88.	BALTIMORE AT WASHINGTON.....	1:00p
89.	CAROLINA AT NEW ORLEANS.....	12:00p
90.	CINCINNATI AT PITTSBURGH.....	1:00p
91.	CLEVELAND AT DENVER.....	2:05p
92.	DALLAS AT NEW YORK GIANTS.....	1:00p
93.	INDIANAPOLIS AT SEATTLE.....	1:05p
94.	NEW YORK JETS AT NEW ENGLAND.....	4:05p
95.	OAKLAND AT KANSAS CITY.....	12:00p
96.	PHILADELPHIA AT ARIZONA.....	1:15p
97.	SAN DIEGO AT BUFFALO.....	1:00p
98.	SAN FRANCISCO AT GREEN BAY.....	3:15p

SUNDAY NIGHT, OCTOBER 15

99.	MINNESOTA AT CHICAGO.....	7:35p
-----	---------------------------	-------

MONDAY, OCTOBER 16

100.	JACKSONVILLE AT TENNESSEE.....	8:00p
------	--------------------------------	-------

THURSDAY, OCTOBER 19 (EIGHTH WEEKEND)
 (OPEN DATES: GREEN BAY, NEW YORK GIANTS, SAN DIEGO)

101.	DETROIT AT TAMPA BAY.....	8:35p
------	---------------------------	-------

SUNDAY, OCTOBER 22
 FOX-TV NATIONAL WEEKEND

102.	ARIZONA AT DALLAS.....	12:00p
103.	BUFFALO AT MINNESOTA.....	12:00p
104.	CHICAGO AT PHILADELPHIA.....	1:00p
105.	CLEVELAND AT PITTSBURGH.....	4:05p
106.	DENVER AT CINCINNATI.....	1:00p
107.	NEW ENGLAND AT INDIANAPOLIS.....	12:00p
108.	NEW ORLEANS AT ATLANTA.....	1:00p
109.	ST. LOUIS AT KANSAS CITY.....	12:00p
110.	SAN FRANCISCO AT CAROLINA.....	1:00p
111.	SEATTLE AT OAKLAND.....	1:05p
112.	TENNESSEE AT BALTIMORE.....	1:00p
113.	WASHINGTON AT JACKSONVILLE.....	4:15p

MONDAY, OCTOBER 23

114.	MIAMI AT NEW YORK JETS.....	9:00p
------	-----------------------------	-------

SUNDAY, OCTOBER 29 (NINTH WEEKEND)
 (OPEN DATES: CHICAGO, DENVER, NEW ENGLAND)
 CBS-TV NATIONAL WEEKEND

115.	CAROLINA AT ATLANTA.....	1:00p
116.	CINCINNATI AT CLEVELAND.....	1:00p
117.	DETROIT AT INDIANAPOLIS.....	1:00p
118.	GREEN BAY AT MIAMI.....	1:00p
119.	JACKSONVILLE AT DALLAS.....	3:15p
120.	KANSAS CITY AT SEATTLE.....	1:15p
121.	MINNESOTA AT TAMPA BAY.....	1:00p
122.	NEW ORLEANS AT ARIZONA.....	2:05p
123.	NEW YORK JETS AT BUFFALO.....	1:00p
124.	PHILADELPHIA AT NEW YORK GIANTS.....	4:05p
125.	PITTSBURGH AT BALTIMORE.....	1:00p
126.	ST. LOUIS AT SAN FRANCISCO.....	1:05p

SUNDAY NIGHT, OCTOBER 29

127.	OAKLAND AT SAN DIEGO.....	5:35p
------	---------------------------	-------

MONDAY, OCTOBER 30

128.	TENNESSEE AT WASHINGTON.....	9:00p
------	------------------------------	-------

SUNDAY, NOVEMBER 5 (TENTH WEEKEND)
 (OPEN DATE: JACKSONVILLE)
 CBS-TV NATIONAL WEEKEND

129.	BALTIMORE AT CINCINNATI.....	1:00p
130.	BUFFALO AT NEW ENGLAND.....	1:00p
131.	DALLAS AT PHILADELPHIA.....	1:00p
132.	DENVER AT NEW YORK JETS.....	4:15p
133.	INDIANAPOLIS AT CHICAGO.....	12:00p
134.	KANSAS CITY AT OAKLAND.....	1:15p
135.	MIAMI AT DETROIT.....	1:00p
136.	NEW YORK GIANTS AT CLEVELAND.....	1:00p
137.	PITTSBURGH AT TENNESSEE.....	12:00p
138.	SAN DIEGO AT SEATTLE.....	1:15p
139.	SAN FRANCISCO AT NEW ORLEANS.....	12:00p
140.	TAMPA BAY AT ATLANTA.....	1:00p
141.	WASHINGTON AT ARIZONA.....	2:05p

SUNDAY NIGHT, NOVEMBER 5

142.	CAROLINA AT ST. LOUIS.....	7:35p
------	----------------------------	-------

MONDAY, NOVEMBER 6

143.	MINNESOTA AT GREEN BAY.....	8:00p
------	-----------------------------	-------

SUNDAY, NOVEMBER 12 (ELEVENTH WEEKEND)
 (OPEN DATE: WASHINGTON)
 FOX-TV NATIONAL WEEKEND

144.	ARIZONA AT MINNESOTA.....	12:00p
145.	ATLANTA AT DETROIT.....	1:00p
146.	BALTIMORE AT TENNESSEE.....	12:00p
147.	CHICAGO AT BUFFALO.....	1:00p
148.	CINCINNATI AT DALLAS.....	12:00p
149.	GREEN BAY AT TAMPA BAY.....	4:15p
150.	KANSAS CITY AT SAN FRANCISCO.....	1:05p
151.	MIAMI AT SAN DIEGO.....	1:05p
152.	NEW ENGLAND AT CLEVELAND.....	1:00p
153.	NEW ORLEANS AT CAROLINA.....	1:00p
154.	PHILADELPHIA AT PITTSBURGH.....	1:00p
155.	ST. LOUIS AT NEW YORK GIANTS.....	4:15p
156.	SEATTLE AT JACKSONVILLE.....	1:00p

SUNDAY NIGHT, NOVEMBER 12

157.	NEW YORK JETS AT INDIANAPOLIS.....	8:35p
------	------------------------------------	-------

MONDAY, NOVEMBER 13

158.	OAKLAND AT DENVER.....	7:00p
------	------------------------	-------

SUNDAY, NOVEMBER 19 (TWELFTH WEEKEND)
 (OPEN DATE: SEATTLE)
 FOX-TV NATIONAL WEEKEND

159.	ARIZONA AT PHILADELPHIA.....	1:00p
160.	ATLANTA AT SAN FRANCISCO.....	1:15p
161.	BUFFALO AT KANSAS CITY.....	12:00p
162.	CAROLINA AT MINNESOTA.....	12:00p
163.	CINCINNATI AT NEW ENGLAND.....	1:00p
164.	CLEVELAND AT TENNESSEE.....	12:00p
165.	DALLAS AT BALTIMORE.....	4:15p
166.	DETROIT AT NEW YORK GIANTS.....	1:00p
167.	INDIANAPOLIS AT GREEN BAY.....	12:00p
168.	NEW YORK JETS AT MIAMI.....	4:05p
169.	OAKLAND AT NEW ORLEANS.....	12:00p
170.	SAN DIEGO AT DENVER.....	2:05p
171.	TAMPA BAY AT CHICAGO.....	12:00p

SUNDAY NIGHT, NOVEMBER 19

172.	JACKSONVILLE AT PITTSBURGH.....	8:35p
------	---------------------------------	-------

MONDAY, NOVEMBER 20

173.	WASHINGTON AT ST. LOUIS.....	8:00p
------	------------------------------	-------

THURSDAY, NOVEMBER 23

174.	MINNESOTA AT DALLAS.....	3:05p
175.	NEW ENGLAND AT DETROIT.....	12:30p

SUNDAY, NOVEMBER 26 (THIRTEENTH WEEKEND)
 (OPEN DATE: SAN FRANCISCO)
 CBS-TV NATIONAL WEEKEND

176.	ATLANTA AT OAKLAND.....	1:05p
177.	BUFFALO AT TAMPA BAY.....	1:00p
178.	CHICAGO AT NEW YORK JETS.....	1:00p
179.	CLEVELAND AT BALTIMORE.....	1:00p
180.	DENVER AT SEATTLE.....	1:15p
181.	KANSAS CITY AT SAN DIEGO.....	1:15p
182.	MIAMI AT INDIANAPOLIS.....	1:00p
183.	NEW ORLEANS AT ST. LOUIS.....	12:00p
184.	PHILADELPHIA AT WASHINGTON.....	1:00p
185.	PITTSBURGH AT CINCINNATI.....	1:00p
186.	TENNESSEE AT JACKSONVILLE.....	4:15p

SUNDAY NIGHT, NOVEMBER 26

187.	NEW YORK GIANTS AT ARIZONA.....	6:35p
------	---------------------------------	-------

MONDAY, NOVEMBER 27

188.	GREEN BAY AT CAROLINA.....	9:00p
------	----------------------------	-------

THURSDAY, NOVEMBER 30

189.	DETROIT AT MINNESOTA.....	7:35p
------	---------------------------	-------

SUNDAY, DECEMBER 3 (FOURTEENTH WEEKEND)
 (OPEN DATE: BALTIMORE)
 CBS-TV NATIONAL WEEKEND

190.	ARIZONA AT CINCINNATI.....	1:00p
191.	CLEVELAND AT JACKSONVILLE.....	4:15p
192.	DALLAS AT TAMPA BAY.....	1:00p
193.	DENVER AT NEW ORLEANS.....	12:00p
194.	INDIANAPOLIS AT NEW YORK JETS.....	4:15p
195.	MIAMI AT BUFFALO.....	1:00p
196.	NEW YORK GIANTS AT WASHINGTON.....	1:00p
197.	OAKLAND AT PITTSBURGH.....	1:00p
198.	ST. LOUIS AT CAROLINA.....	1:00p
199.	SAN FRANCISCO AT SAN DIEGO.....	1:05p
200.	SEATTLE AT ATLANTA.....	1:00p
201.	TENNESSEE AT PHILADELPHIA.....	1:00p

SUNDAY NIGHT, DECEMBER 3

202.	GREEN BAY AT CHICAGO.....	7:35p
------	---------------------------	-------

MONDAY, DECEMBER 4

203.	KANSAS CITY AT NEW ENGLAND.....	9:00p
------	---------------------------------	-------

SUNDAY, DECEMBER 10 (FIFTEENTH WEEKEND)
 (OPEN DATE: ATLANTA)
 FOX-TV NATIONAL WEEKEND

204.	ARIZONA AT JACKSONVILLE.....	1:00p
205.	CAROLINA AT KANSAS CITY.....	12:00p
206.	CINCINNATI AT TENNESSEE.....	12:00p
207.	DETROIT AT GREEN BAY.....	12:00p
208.	MINNESOTA AT ST. LOUIS.....	12:00p
209.	NEW ENGLAND AT CHICAGO.....	12:00p
210.	NEW ORLEANS AT SAN FRANCISCO.....	1:15p
211.	PHILADELPHIA AT CLEVELAND.....	1:00p
212.	PITTSBURGH AT NEW YORK GIANTS.....	1:00p
213.	SAN DIEGO AT BALTIMORE.....	1:00p
214.	SEATTLE AT DENVER.....	2:05p
215.	TAMPA BAY AT MIAMI.....	1:00p
216.	WASHINGTON AT DALLAS.....	3:15p

SUNDAY NIGHT, DECEMBER 10

217.	NEW YORK JETS AT OAKLAND.....	5:35p
------	-------------------------------	-------

MONDAY, DECEMBER 11

218.	BUFFALO AT INDIANAPOLIS.....	9:00p
------	------------------------------	-------

SATURDAY, DECEMBER 16 (SIXTEENTH WEEKEND)
 (OPEN DATE: PHILADELPHIA)

219.	WASHINGTON AT PITTSBURGH.....	12:30p
220.	OAKLAND AT SEATTLE.....	1:05p

SUNDAY, DECEMBER 17
 CBS-TV NATIONAL WEEKEND

221.	ATLANTA AT NEW ORLEANS.....	12:00p
222.	BALTIMORE AT ARIZONA.....	2:15p
223.	CHICAGO AT SAN FRANCISCO.....	1:05p
224.	DENVER AT KANSAS CITY.....	12:00p
225.	DETROIT AT NEW YORK JETS.....	1:00p
226.	GREEN BAY AT MINNESOTA.....	12:00p
227.	INDIANAPOLIS AT MIAMI.....	4:15p
228.	JACKSONVILLE AT CINCINNATI.....	1:00p
229.	NEW ENGLAND AT BUFFALO.....	1:00p
230.	SAN DIEGO AT CAROLINA.....	1:00p
231.	TENNESSEE AT CLEVELAND.....	1:00p

SUNDAY NIGHT, DECEMBER 17

232. NEW YORK GIANTS AT DALLAS7:35p

MONDAY, DECEMBER 18

233. ST. LOUIS AT TAMPA BAY9:00p

SATURDAY, DECEMBER 23 (SEVENTEENTH WEEKEND)
(OPEN DATE: CLEVELAND)

234. JACKSONVILLE AT NEW YORK GIANTS12:30p

235. SAN FRANCISCO AT DENVER2:15p

SATURDAY NIGHT, DECEMBER 23

236. BUFFALO AT SEATTLE5:35p

SUNDAY, DECEMBER 24
FOX-TV NATIONAL WEEKEND

237. ARIZONA AT WASHINGTON1:00p

238. CAROLINA AT OAKLAND1:15p

239. CHICAGO AT DETROIT1:00p

240. CINCINNATI AT PHILADELPHIA1:00p

241. KANSAS CITY AT ATLANTA1:00p

242. MIAMI AT NEW ENGLAND1:00p

243. MINNESOTA AT INDIANAPOLIS4:15p

244. NEW YORK JETS AT BALTIMORE1:00p

245. PITTSBURGH AT SAN DIEGO1:05p

246. ST. LOUIS AT NEW ORLEANS12:00p

247. TAMPA BAY AT GREEN BAY12:00p

MONDAY, DECEMBER 25

248. DALLAS AT TENNESSEE8:00p

NEW ORLEANS SAINTS ON PRIME TIME

ABC Monday Night Football (6-12)

Sep. 25, 1972 — Kansas City 20, New Orleans 17, at New Orleans (70,793)

Sep. 24, 1973 — Dallas 40, New Orleans 3, at Dallas (52,715)

Nov. 25, 1974 — Pittsburgh 28, New Orleans 7, at New Orleans (71,907)

Dec. 3, 1979 — Oakland 42, New Orleans 35, at Superdome (65,541)

Nov. 24, 1980 — L.A. Rams 27, New Orleans 7, at Superdome (53,448)

Nov. 21, 1983 — N.Y. Jets 31, New Orleans 28, at Superdome (68,606)

Nov. 19, 1984 — New Orleans 27, Pittsburgh 24, at Superdome (66,005)

Oct. 3, 1988 — New Orleans 20, Dallas 17, at Superdome (68,474)

Nov. 6, 1989 — San Francisco 31, New Orleans 13, at S.F. (60,667)

Dec. 18, 1989 — New Orleans 30, Philadelphia 20, at Superdome (59,218)

Sep. 10, 1990 — San Francisco 13, New Orleans 12 at Superdome (68,629)

Dec. 31, 1990 — New Orleans 20, L.A. Rams 17 at Superdome (68,647)

Dec. 16, 1991 — New Orleans 27, L.A. Raiders 0 at Superdome (68,625)

Nov. 23, 1992 — New Orleans 20, Washington 3 at Superdome (68,591)

Nov. 22, 1993 — San Francisco 42, New Orleans 7 at S.F. (66,500)

Dec. 20, 1993 — New York Giants 24, New Orleans 14 at Superdome (69,036)

Nov. 28, 1994 — San Francisco 35, New Orleans 14 at Superdome(61,304)

Dec. 19, 1994 — Dallas 24, New Orleans 16 at Superdome (67,323)

Sunday Night (6-7)

Oct. 21, 1984 — Dallas 30, New Orleans 27 at Texas Stadium (OT)(50,966) (ABC)

Nov. 27, 1988 — N.Y. Giants 13, New Orleans 12 at Superdome (66,526) (ESPN)

Nov. 26, 1989 — L.A. Rams 20, New Orleans 17 at Superdome (OT)(64,274) (ESPN)

Sep. 15, 1991 — New Orleans 24, L.A. Rams 7 at Superdome (68,583) (TNT)

Nov. 24, 1991 — Atlanta 23, New Orleans 20 at Superdome (OT)(68,591) (ESPN)

Sep. 27, 1992 — San Francisco 16, New Orleans 10 at Superdome (68,591) (TNT)

Oct. 11, 1992 — New Orleans 13, L.A. Rams 10 at Superdome (68,591) (TNT)

Sep. 5, 1993 — New Orleans 33, Houston 21 at Superdome (69,029) (TNT)

Dec. 11, 1994 — New Orleans 29, Atlanta 20 at Georgia Dome (61,307) (ESPN)

Nov. 26, 1995 — New Orleans 34, Carolina 26 at Superdome (50,984) (ESPN)

Nov. 3, 1996 — San Francisco 24, New Orleans 17 at Superdome (60,966) (ESPN)

Oct. 5, 1997 — New Orleans 20, Chicago 17 at Soldier Field (58,865) (TNT)

Nov. 22, 1998 — San Francisco 31, New Orleans 20 at 3Com Park (68,429) (ESPN)

Nov. 21, 1999 — Jacksonville 41, New Orleans 23 at Alltel Stadium (69,772) (ESPN)

Thursday Night (1-0)

Dec. 3, 1992 — New Orleans 22, Atlanta 14 at Superdome (68,591) (ESPN)

NFL PLAYOFF TIEBREAKERS

DIVISION TIEBREAKERS

Two Clubs

1. Head-to-Head (best won-lost-tied percentage in games between the clubs).
2. Best won-lost-tied percentage in games played within the division.
3. Best won-lost-tied percentage in games played within the conference.
4. Best won-lost-tied percentage in common games, if applicable.
5. Best net points in division games.
6. Best net points in all games.
7. Strength of schedule.
8. Best net touchdowns in all games.
9. Coin toss.

Three or More Clubs

(Note: If two clubs remain tied after a third club is eliminated during any step, the tiebreaker reverts back to step 1 of the two-club format)

1. Head-to-Head (best won-lost-tied percentage in games among the clubs).
2. Best won-lost-tied percentage in games played within the division.
3. Best won-lost-tied percentage in games played within the conference.
4. Best won-lost-tied percentage in common games.
5. Best net points in division games.
6. Best net points in all games.
7. Strength of schedule.
8. Best net touchdowns in all games.
9. Coin toss.

WILD CARD TIES

If it is necessary to break ties to determine the three Wild Card clubs from each conference, the following steps will be taken.

1. If the tied clubs are from the same division, apply the division tiebreaker.
2. If the tied clubs are from different divisions, apply the following steps.

Two Clubs

1. Head-to-Head, if applicable.
2. Best won-lost-tied percentage played within the conference.
3. Best won-lost-tied percentage in common games, minimum of four.
4. Best average net points in conference games.
5. Best net points in all games.
6. Strength of schedule
7. Best net touchdowns in all games.
8. Coin toss.

(Note: If two clubs remain tied after third or other clubs are eliminated, tiebreaker reverts to step 1 of applicable two-club format.


1. Apply the division tiebreaker to eliminate all but the highest ranked club in each division prior to proceeding to step 2. The original seeding within a division upon application of the division tiebreaker remains the same for all subsequent applications of the procedure that are necessary to identify the three Wild Card participants.
2. Head-to-Head sweep (applicable only if one club has defeated each of the others or one club has lost to each of the others).
3. Best won-lost-tied percentage in games played within the conference.
4. Best won-lost-tied percentage in common games, minimum of four.
5. Best average net points in conference games.
6. Best net points in all games.
7. Strength of schedule.
8. Best net touchdowns in all games.
9. Coin toss.

Three or More Clubs

When the first Wild Card team has been identified, the procedure is repeated to name the second Wild Card, i.e. eliminate all but the highest-ranked club in each division prior to proceeding to step 2, and repeated a third time, if necessary, to identify the third Wild Card. In situations where three or more teams from the same division are involved in the procedure, the original seeding of the teams remains the same for subsequent applications of the tiebreaker if the top-ranked team in that division qualifies for a Wild Card berth.



SAINTS TRAIN AT NICHOLLS STATE



Founded in 1948 as Francis T. Nicholls Junior College, Nicholls State University brings together the diverse cultures and heritage found in South Central Louisiana. The campus, which fronts Bayou Lafourche, occupies 210 acres of land formerly part of the Acadia Plantation on the eastern limits of the city of Thibodaux. The University, which has a current enrollment of over 7,300 offers 85 two-year, four-year and graduate level programs through five academic colleges - Arts and Sciences,

Business Administration, the Chef John Folse Culinary Institute, Education and Life Sciences and Technology. Nicholls State, which was designated a university by an act of the Louisiana Legislature in 1970, was the first university in the state to offer a seven-on, seven-off program for those employed in the offshore oil industry and was the first public university in the state of Louisiana to undertake a strategic planning project, which is funded entirely by private donations.

All players will report to training camp on Friday, July 14. They are scheduled to break camp on Wednesday, August 16.

Mailing Address

New Orleans Saints
c/o Nicholls State University
P.O. Box 2358
Thibodaux, LA 70310

Mailing Address for Overnight Courier

New Orleans Saints
c/o Nicholls State University
Louisiana Highway 1
South Badington Dormitory
Thibodaux, LA 70310

CAMP PHONE NUMBERS

Main Office: (504) 448-4587
Media Relations: (504) 448-4838
Main Camp FAX: (504) 448-4960

Please refer to www.neworleanssaints.com for daily update schedules for training camp.

SAINTS TRAINING CAMPS

1967-69 — Cal Western University, San Diego, Calif.
1970 — Bowling Green University, Bowling Green, Ohio
1971-73 — University of Southern Mississippi, Hattiesburg, Miss.
1974, 1976-84 — Dodgertown, Vero Beach, Fla.
1975 — Nicholls State University, Thibodaux, La.
1985 — Louisiana Tech University, Ruston, La.
1986-87 — Southeast Louisiana University, Hammond, La.
1988-99 — University of Wisconsin-La Crosse, La Crosse, Wis.
2000 — Nicholls State University, Thibodaux, La.



SAINTS TICKET INFORMATION

LOUISIANA SUPERDOME-SEATING CAPACITY: 65,044

	Season	Single Game
Plaza Sideline	\$442	\$50
Plaza Endzone	\$397	\$45
Club Sideline	\$487**	Not Available
Club Endzone	\$442***	\$50
Upper Box Sideline	\$442	\$50
Upper Box Endzone	\$397	\$45
Terrace Sideline	\$370	\$40
Terrace Upper Sideline	\$370	\$40
Terrace Endzone	\$370	\$40
Student/Senior		\$25*
Family Section		\$25****
Group Tickets		\$20/\$25*****

*Day of game only with limited availability. Students 18 & under. Seniors 60 & over. Sections 154-102 and 126-130.
**\$300 Club Fee required for each seat; all seats sold as season tickets.

***Club Fee optional on Club Endzone Seats.

****Minimum purchase 4 tickets. No alcohol, special features. Sections 630-624.

*****Group tickets of 20 or more. Price depends on area of terrace.

GAME DAY WILL CALL - GATE A

Use your Visa, Mastercard, or American Express to order tickets by phone or mail. Mail orders will be accepted when accompanied by a certified check or money order for the amount plus \$3 handling. Mail orders should be sent to the Facility Ticket Office at the below address.

TicketMaster processes all phone orders. A service charge is required on all phone orders. For further information, call the Saints ticket office at:

(504) 731-1700

TICKETMASTER PHONE NUMBER

To reach Ticketmaster(504) 598-GOLD
or www.ticketmaster.com

SINGLE GAME TICKET OUTLETS

Individual game tickets are available at official Saints ticket outlets at the following locations: NEW ORLEANS/BATON ROUGE AND THROUGHOUT MISSISSIPPI — All TicketMaster outlets.

TICKET OFFICE

The New Orleans Saints ticket office is located at the club's facility, located at 5800 Airline Drive in Metairie, and at the Louisiana Superdome, Gate A ground level. Facility office hours are from 8:00 a.m. to 6:00 p.m. on weekdays, and 8:00 a.m. to 1 p.m. on Saturdays. Superdome ticket office hours are 8:30 a.m. - 5:30 pm M-F. Ticket windows open three hours prior to kickoff on game days.

SUPERDOME FACTS

First Game	August 9, 1975; Oilers 13, Saints 7 (Preseason)
First Regular Season Game	September 28, 1975; Bengals 21, Saints 0
Total Land Area	52 acres
Height	273 feet
Diameter	680 feet clear span
Concrete	169,000 cubic yards
Structural Steel	20,000 tons
Air Conditioning	9,000 tons
Convention Rooms	52
Restrooms	102
Private Box Suites	137
Parking Garages	5,000 cars, 250 buses
Lighting	19,507 fixtures
Electric Wiring	400 miles
Aluminum Siding	more than 550,000 sq. ft.
Area of Roof	9.7 acres
Escalators	32
Elevators	10 passenger, 1 freight



FOLLOWING THE SAINTS

The Saints have a number of team-affiliated media outlets, including radio, television, print as well as the internet. In addition to the weekly games broadcast on a regional radio network, the Saints have media partnerships that produce weekly radio programs, weekly TV programs, a weekly newspaper and a homepage on the internet.

RADIO

WWL Newsradio (870 AM) is the flagship of the Saints radio network that extends the play-by-play action of Saints football into five states on approximately 35 stations. Jim Henderson describes the play-by-play and former Saint running back and area scout Hokie Gajan provides color commentary for the 16 regular season games. WFNO-AM (830) provides Spanish broadcasts of Saints action. Marco Garcia describes the play-by-play and Hector Pineda provides the color commentary.

TV

WWL-TV (CBS) provides preseason game telecasts to the New Orleans market; live coverage of all away games and sold-out home preseason games. Home games not sold out 72 hours in advance are televised on a taped-delay basis.

Henderson and former Saints quarterback Archie Manning will handle play-by-play and color respectively for preseason contests.


PRINT

Saints Digest is the official journal of Saints football published weekly during the season and periodically during the other months of the year. Saints Digest is available by subscription or on newsstands at selected locations. It includes features, columns, photos, fan opinion and news of the team. Subscription Information: 1-800-334-4005 or www.saintsdigest.com.

INTERNET

The Saints have an interactive website which features news and notes about the team, as well as ticket information. The site is located at:

www.neworleanssaints.com



If Saints left tackle William Roaf is voted to the 2000 Pro Bowl, he will be the first Saint to have been voted to seven overall.



FOLLOWING THE SAINTS



Hokie Gajan and Jim Henderson

LOUISIANA

Alexandria.....	KEZP	104.3 FM
Baton Rouge.....	WJBO	1150 AM
Bogalusa.....	WBOX	920 AM / 92.9 FM
Lafayette.....	KMDL	97.3 FM
Lake Charles.....	KLCL	1470 AM
Monroe.....	KNOE	540 AM
Moreauville.....	KLIL	92.1 FM
Morgan City.....	KQKI	95.3 FM
New Iberia.....	KANE	1240 AM
New Orleans.....	WWL	870 AM
Shreveport.....	KEEL	710 AM
Thibodaux.....	KTIB	640 AM
Ville Platte.....	KVPI	1050 AM / 92.5 FM

MISSISSIPPI

Columbia.....	WCJU	1450 AM
Columbia.....	WJDR	98.3 FM
Hattiesburg.....	WKHZ	107.1 FM
Natchez.....	WQNZ	95.1 FM
Prentis.....	WJDR	98.3 FM
Richton.....	WXHB	96.5 FM

ALABAMA

Mobile.....	WNSP	105.5 FM
-------------	------	----------

WORLDWIDE

WRNO Worldwide.....	Shortwave only
---------------------	----------------

NFLMEDIA.COM

Information on the Saints as well as all of the NFL teams can be accessed through:

<http://www.nflmedia.com>

Accredited media will be given a password after registration to access weekly-updated information from each of the teams, as well as to access weekly information from the NFL.



GAME DAY MEDIA INFORMATION

MEDIA GATE: Media entrance for Saints games at the Superdome is located on the lower level of the Northwest Parking Garage (side nearest Claiborne Avenue overpass) near the center of the building. The media door opens three hours prior to kickoff. Media Will Call is located at this entrance as well.

CREDENTIAL REQUESTS: Superdome press box space is reserved for the working news media. Requests should be made at least one week in advance and directed to Greg Bensel, director of media and public relations, New Orleans Saints, 5800 Airline Drive, Metairie, LA 70003. Please fax your request to (504) 731-1888 or e-mail your request to benselg@saints.nfl.com.

TELEVISION AND RADIO: Network television and visiting radio are assigned numbered booths in the main press box. Spotters and statisticians are available upon advanced request.

PHOTOGRAPHERS: Only accredited working photographers are allowed on the sidelines. They must wear a "field photo" arm band and shoot from behind the yellow-dotted line. The bench areas are off limits at all times. Photographers should take special note of the usage conditions listed on the credential. Reporters are not permitted to accompany photographers on the sidelines until after the two-minute warning.

IMPORTANT: ALL CREDENTIALS ARE ISSUED TO SPECIFIC INDIVIDUALS AND ARE NOT TRANSFERABLE.

LOCKER ROOMS: Only accredited working media are allowed in locker rooms after games. There is no admission before the game. Still photographs are not permitted in the Saints locker room postgame. Grips will not be allowed in the postgame locker room.

TELEPHONES: Requests for service should be directed to Sarah Robillard, BellSouth, 1-888-592-4945.

FAX SERVICE: Requests for gameday fax service should be directed to Leon Letulle, who operates a copy transmission and computer service. He can be reached in advance of the day of the game at (504) 362-6065, or in the pressbox prior to kickoff.

PRESS BOX SERVICES: Statistical information is supplied before, during and after the game. Scores of other games are announced and posted as received. Postgame quotes are provided from both locker rooms. Refreshments are served in the media lounge before the game and halftime.

TRANSPORTATION: Transportation to New Orleans International Airport can be prearranged for visiting media with tight departure schedules.

2000 REGULAR SEASON MEDIA POLICY & SCHEDULE

PRACTICE ACCESS:

Practices will be open to the media. Only working media will be allowed into practice. Credential requests must be submitted to Greg Bensel prior to the season. Television cameras will not be allowed to shoot during any team drills. Media are not allowed to sit on the field or on the benches near the entrance of the locker room during practice.

LOCKER ROOM ACCESS:

Monday	11:30 a.m. - 12:30 p.m.
Tuesday	Players Day Off / No Access
Wednesday	3:45 p.m. - 4:15 p.m. (After practice)
Thursday	3:45 p.m. - 4:15 p.m. (After practice)
Friday	No Locker Room Access - Players Available on the Field Following Practice

SATURDAY ACCESS TO PLAYERS AND COACHES SHOULD BE SCHEDULED THROUGH THE PR DEPARTMENT.

On Monday, the PR department will escort the media from the media workroom to the locker room. Media are not allowed in the locker room after the locker room access time is over. All other player interviews, outside of the locker room time should be scheduled through the Media Relations Department. Players will be made available in the media workroom.

HEAD COACH JIM HASLETT AVAILABILITY: (transcripts provided for all head coach availability)

Monday	4:30 p.m. (Press Conference in the Media Workroom)
Wednesday	4:15 p.m. (Available in the Media Workroom)
Thursday	4:15 p.m. (Available in the Media Workroom)
Friday	1:15 p.m. (On the Field Immediately Following Practice)

ALL OTHER REQUESTS FOR THE HEAD COACH SHOULD BE SCHEDULED THROUGH GREG BENSEL.

ASSISTANT COACH AVAILABILITY:

Interviews with assistant coaches should be made through the Media Relations Department or they can be obtained coming off of the field after each practice.

PRACTICE SCHEDULE:

The PR department will escort the media from the media workroom to the practice field for each practice.

Monday	No Practice
Tuesday	Players Off
Wednesday	1:20 p.m. - 3:45 p.m.
Thursday	1:20 p.m. - 3:45 p.m.
Friday	11:15 a.m. - 1:15 p.m.

WEDNESDAY CONFERENCE CALLS:

Opponent conference calls will be conducted every Wednesday in Greg Bensel's office on the second floor. Coach Haslett will speak to the opponent's media every Wednesday via conference call at 12:15 p.m. (CT).



NFL PUBLIC RELATIONS CONTACTS

NFL Office	(212) 450-2000
Sr. Vice President of Communications & Government Affairs	Joe Browne
Vice President of Communications	Greg Aiello
NFL Director of International Public Affairs	Pete Abitante
Director of Media Services	Leslie Hammond
Director of Corporate Communications	Chris Widmaier

NFC

Arizona	Paul Jensen	(602) 379-0101
Atlanta	Aaron Salkin	(770) 945-1111
Carolina	Charlie Dayton	(704) 358-7000
Chicago	Bryan Harlan	(847) 295-6600
Dallas	Rich Dalrymple	(972) 556-9900
Detroit	Steve Reaven	(248) 335-4131
Green Bay	Lee Rempel	(920) 496-5700
Minnesota	Bob Hagan	(612) 828-6500
New Orleans	Greg Bensel	(504) 733-0255
New York Giants	Pat Hanlon	(201) 935-8111
Philadelphia	Ron Howard	(215) 463-2500
St. Louis Rams	Rick Smith	(314) 982-7267
San Francisco	Kirk Reynolds	(408) 562-4949
Tampa Bay	Reggie Roberts	(813) 870-2700
Washington	Doug Green	(703) 478-8900

AFC

Baltimore	Kevin Byrne	(410) 654-6200
Buffalo	Scott Berchtold	(716) 648-1800
Cincinnati	Jack Brennan	(513) 621-3550
Cleveland	Todd Stewart	(216) 891-5000
Denver	Jim Saccomano	(303) 649-9000
Indianapolis	Craig Kelley	(317) 297-2658
Jacksonville	Dan Edwards	(904) 633-6000
Kansas City	Bob Moore	(816) 924-9300
Miami	Harvey Greene	(954) 452-7010
New England	Stacey James	(508) 543-8200
New York Jets	Frank Ramos	(516) 560-8100
Oakland	Mike Taylor	(510) 864-5000
Pittsburgh	Ron Wahl	(412) 323-1200
San Diego	Bill Johnston	(619) 874-4500
Seattle	Dave Pearson	(425) 827-9777
Tennessee	Tony Wyllie	(615) 673-1500

Taken from the Professional Football Athletic Trainers Society (PFATS) 1998 Media Guide.

ATC — Athletic Trainer Certified; athletic trainers with this designation have passed the certification exam administered by the NATA.

A-C Joint — Acromioclavicular joint; joint of the shoulder where acromion process (of the scapula) and the distal end of the clavicle meet; most shoulder separations occur at this point.

Achilles Tendon — The tendon at the back of the heel connecting the calf muscle to the heel bone.

Anterior Cruciate Ligament (ACL) — Ligament of knee attaching to anterior tibial plateau and posterior medial aspect of femoral condyle. It provides stability in keeping the lower leg from coming forward.

Anti-inflammatory — Any agent which prevents inflammation (such as aspirin or ibuprofen).

Arthroscope — An instrument used for visualization of the interior of a joint cavity; sometimes referred to as "scope."

Arthroscopy — Examination of the internal structures of a joint by means of surgical viewing apparatus (arthroscope) inserted into the joint.

Bone Scan — "Radionuclide Imaging," which is useful to demonstrate stress fractures not evident on routine x-rays.

Burner — Common term for brachial plexus trauma in the neck. Usually results in burning or tingling sensation into the shoulder or arm when the neck is forced beyond the normal range of motion.

CT Scan (Computerized Tomography) — Use of computed radiographic equipment to get a cross sectional image of an anatomical area. Is best to visualize bony structures. It is also referred to as a CAT scan.

Chondral Fracture — Fracture to the chondral (cartilaginous) surfaces of bone.

Chondromalacia — A roughening of the cartilage surface. Best known for the roughening of the underside of the kneecap.

Concussion — A trauma-related injury to the head usually resulting in excessive forces being rapidly applied to the head and/or cervical spine. This injury is usually due to a blow to the head from the ground or opposing player. This injury is graded as mild, moderate or severe depending on severity of changes of consciousness, memory and/or equilibrium.

Degenerative Joint Disease — Changes in the joint surfaces as a result of repetitive trauma.

Dehydration — Condition resulting from excessive loss of body fluid, where fluid output exceeds fluid intake. Symptoms usually arise when fluid loss is in excess of 2 percent of the person's body weight.

Edema — Accumulation of fluid in organs and tissues of the body (swelling).

Electrolyte Drink — Fluid for replacing electrolytes, such as Gatorade™ Thirst Quencher.

EMG — Electromyogram test to check nerve function.

Fracture — Breach in continuity of a bone. Types of fractures include simple, compound, comminuted, greenstick, incomplete, impacted, longitudinal, oblique, stress or transverse.

Groin — The upper and inner thigh where the adductor muscles originate that are responsible for moving the leg in an inward or adduction direction.

Hamstring — Muscle running from the buttocks to behind the knee. Often injured as a result of improper conditioning or lack of muscle flexibility. Muscle responsible for flexing the knee joint.

Heat Stroke — Condition of rapidly rising internal body temperature that overwhelms the nervous system's mechanisms for release of heat.

Heat Exhaustion — Mild form of shock resulting from inadequate replacement of fluids lost through sweating and uncontrolled increase in body core temperature.

Heat Cramps — Painful muscle spasms of arms or legs, likely caused by depletion of fluids and electrolytes.

High "Interosseous" Ankle Sprain — An injury to the interosseous membrane, which is the fibrous tissue that stabilizes the two bones of the shin (tibia and fibula). This injury is usually due to excessive ankle rotation along with accompanied trauma to the ligamentous structures of the ankle joint.

Interosseous Membrane — Uniting membrane between the tibia and fibula that forms a collagenous fibrous tissue. It has two functions: to serve as an origin for many of the muscles of the lower leg, and to transmit stress from the tibia to the fibula.

Lateral Collateral Ligament (LCL) — Ligament of knee attaching lateral femoral condyle to the fibula head. It provides lateral stability to the knee.

Ligament — Band of fibrous tissue that connects bone to bone or bone to cartilage and supports and strengthens joints.

Magnetic Resonance Imaging (MRI) — Provides highly detailed pictures of the body's interior, using magnetic fields. It is especially useful in athletic injuries to visualize soft tissues such as ligaments and tendons.

Medial Collateral Ligament (MCL) — Ligament of knee attaching to medial femoral condyle and to medial tibia. It provides medial stability to the knee.

Meniscus — Crescent-shaped cartilage of the knee located between the femur and the tibia bones.

Plantar Fascia — The tight band of muscle and connective tissue beneath the arch of the foot.

PNF (Proprioceptive Neuromuscular Facilitation) — An approach to therapeutic exercise based on the principles of functional human anatomy and neurophysiology.

Posterior Cruciate Ligament (PCL) — Ligament of the knee attaching to posterior tibial plateau and anterior lateral aspect of femoral condyle. It provides stability in keeping the lower leg from going backward.

Progressive Resistance Exercise (PRE) — An approach to exercise whereby the load or resistance to the muscle is applied by some mechanical means and is quantitatively and progressively increased over time.

Quadriceps (Quads) — The four powerful muscles in the front of the thigh, responsible for extending the knee joint.

Rotator Cuff — Comprised of four muscles in the shoulder area: supraspinatus, infraspinatus, teres minor and subscapularis. Often irritated by overuse.

S-C Joint — Sternoclavicular joint; articulation between the sternum and the clavicle.

Sciatic Nerve — Largest nerve in body located in back of leg which controls most of its function.

Sciatica — Irritation of the sciatic nerve, resulting in pain or tingling running down the inside of the leg.

Shin Splint — A catch-all syndrome describing pain either in the front of the lower leg or on the inner aspect of the leg.

Shoulder Separation — Refers to a sprain of the A-C joint where the tip of the clavicle may be elevated from its normal position of attachment on the acromion process.

Sprain — A joint injury. A violent, twisting, stretching, pulling or tearing of a ligament.

1st Degree — A stretching but no tear of a ligament. Athlete may be able to continue to play or usually return to play in a few days.

2nd Degree — A partial tear of a ligament. Bracing may be required. Athlete will usually miss one to four weeks.

3rd Degree — A complete tear of a ligament. Depending on ligament involved, bracing or even surgery may be required. Athlete is usually out from three weeks up to 12 months depending on course of treatment.

Stinger — Common term for brachial plexus trauma in the neck.

Strain — A muscle injury. The stretching, pulling or twisting of a muscle or tendon.

1st Degree — A stretching but no tear of a muscle or tendon. Athlete may be able to continue to play or usually return to play in a few days.

2nd Degree — A partial tear of a muscle or tendon. Athlete will usually miss one to four weeks.

3rd Degree — A complete tear of a muscle or tendon. Depending upon muscle or tendon involved, surgery may be required. Athlete is usually out from six weeks up to six months.

Stress X-Ray — A continual x-ray taken when a portion of the body is stressed to its maximum to see if the ligaments are intact.

Stress Fracture — A hair-line type of break in bone caused by overuse.

Stretching — Any therapeutic maneuver designed to lengthen (elongate) pathologically shortened soft-tissue structures and thereby increase range of motion.

Subluxation — Partial dislocation of a joint. Term usually implies that joint can return to normal position without formal reduction.

Tendinitis — Inflammation of the tendon and/or tendon sheath, often caused by chronic overuse and/or sudden injury.

Turf Toe — Sprain of the metatarsophalangeal (MTP) joint of the great toe.

NEW ORLEANS SAINTS FACILITY



On April 15, 1996, a first in New Orleans Saints history occurred when the entire organization moved into the club's new facility, located at 5800 Airline Drive in Metairie. It marked the first time ever that Saints coaches, players and staff have been housed under one roof.

The two story, 65,000 square foot facility, which is situated on a 19.2 acre tract, contains three practice fields. Two, which are laid out symmetrically, are planted with Bermuda grass and are surrounded by an asphalt, half-mile running track. The third field is made up of 70 yards of artificial turf and 50 yards of grass. Also outside is a full-length basketball court.

The first floor is approximately 43,000 square feet, and serves primarily the needs of the players. It also consists of a reception area, ticket office, media workroom and storage areas.

The lockerroom, which is completely carpeted, contains 75 lockers, each 44 inches wide. Adjacent to the lockerroom are a players lounge and shower area that includes a built-in whirlpool and cold dip pool, sauna room and steam room. The training room consists of nine treatment tables, a three-man taping station, three therapeutic whirlpools, one Hydro Track and Biodex rehabilitation equipment. The equipment room, which includes a loading dock making it accessible for 18-wheeler tractor trailers, is 3,600 square feet. The weight room, also fully carpeted, is 4,050 square feet.

A 1,700 square foot auditorium which sits on the first floor, can seat 110 players for team meetings, and can be divided into two rooms. On either side of the auditorium, are eight smaller team meeting rooms.

Located on the second story are offices for coaches, player personnel, the video department and administrative staff. It has the capacity for an additional 23,000 square feet.

Directions to Saints Facility

From Airport: Turn left onto Airline Drive. Take Airline Drive for approximately 4-5 miles. Practice facility will be on the right.


From New Orleans/East: Take I-10 West to Clearview Parkway exit. Follow Clearview Parkway South to Airline Drive. Turn right onto Airline Drive. Take Airline Drive for approximately 1.2 miles. Practice facility will be on the left.

From Baton Rouge/West: Take I-10 East to Clearview Parkway exit. Follow Clearview Parkway South to Airline Drive. Turn right onto Airline Drive. Take Airline Drive for approximately 1.2 miles. Practice facility will be on the left.

THE ONLY THING MEN LOVE MORE THAN SPORTS.



4000 Series
Compact Utility Tractor



Gator® Utility Vehicle



LT133
Lawn Tractor

Nobody has a deeper bench than John Deere when it comes to lawn and garden equipment and utility vehicles. There's our durable 4000 Series Compact Utility Tractor. Handy attachments like the 7 Utility Cart. Our very own Gator Utility Vehicle. Hand-held products that make any job easier. And of course, the LT Series including the LT133 starting as low as \$1,999. See your John Deere dealer today. You'll love yourself for doing it.

www.deere.com



NOTHING RUNS LIKE A DEERE®

MSRP of \$1,999. Tax and delivery not included. Available from participating dealers. Prices and models may vary by dealer.