

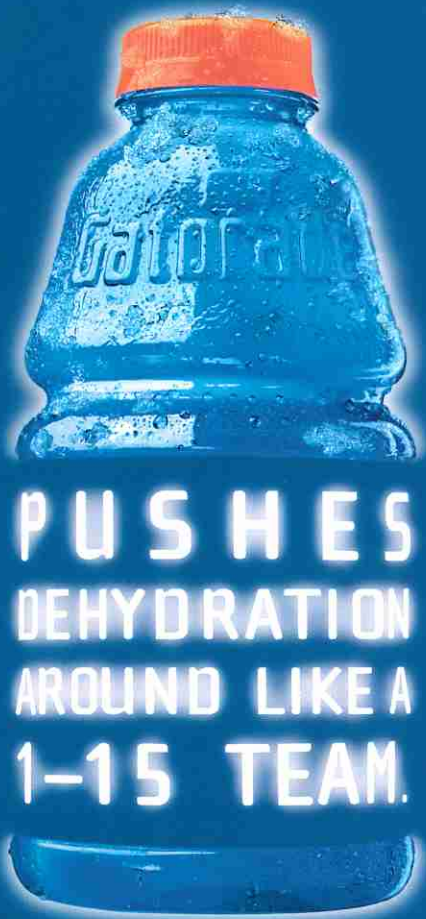


2 0 0 3

NEW ORLEANS SAINTS

MEDIA GUIDE





Nothing rehydrates and replenishes athletes better.
You can look it up.



2003 SAINTS SCHEDULE

PRESEASON

08/11		PhiladelphiaEAGLES		7:00 PM	ESPN
08/16	@	NewYorkJETS		7:00 PM	WWL
08/23	@	SanFrancisco49ERS		8:00 PM	WWL
08/28		MiamiDOLPHINS		7:00 PM	WWL

REGULAR SEASON

09/07	@	SeattleSEAHAWKS		3:00 PM	FOX
09/14		HoustonTEXANS		NOON	CBS
09/21	@	TennesseeTITANS		NOON	FOX
09/28		IndianapolisCOLTS		7:30 PM	ESPN
10/05	@	CarolinaPANTHERS		NOON	FOX
10/12		ChicagoBEARS		NOON	FOX
10/19	@	AtlantaFALCONS		NOON	FOX
10/26		CarolinaPANTHERS		NOON	FOX
11/02	@	TampaBayBUCCANEERS		NOON	FOX
11/09		BYE			
11/16		AtlantaFALCONS		NOON	FOX
11/23	@	PhiladelphiaEAGLES		NOON	FOX
11/30	@	WashingtonREDSKINS		3:05 PM	FOX
12/07		TampaBayBUCCANEERS		NOON	FOX
12/14		NewYorkGIANTS		7:30 PM	ESPN
12/21	@	JacksonvilleJAGUARS		NOON	FOX
12/28		DallasCOWBOYS		NOON	FOX

ALL TIMES CENTRAL

TABLE OF CONTENTS

SAINTS ORGANIZATION	5-58
Ownership	7
Executive Office	10
Administration	11-13
Business Office	14-15
Marketing	16-18
Football Operations	19-28
Football Operations Staff	29-34
Coaching Staff	35-55
Community Affairs	56-57
What To Look For In 2003	58
2003 SAINTS PLAYERS	59-196
Saints Veterans	61-175
2003 Draft Choices	176-187
Rookie & First-Year Players	188-192
2003 Rosters	193-196
2002 SAINTS IN REVIEW	197-260
NFL Season In Review	199
Honors & NFC Statistical Ranks	200
Final Statistics	201
Final Defensive Statistics	202
Game-By-Game Offense	203
Game-By-Game Defense	204
Participation Report	205
Game-By-Game Starters	206
Team Superlatives	207
Individual Superlatives	208
Individual Statistics	209-220
Turnover Table	221-222
Transactions Log	223-225
Game-By-Game Review	226-257
Preseason Statistics	258
Preseason Defensive Statistics	259
SAINTS RECORDS	261-304
Career Leaders	263-265
Yearly Leaders	266-273
Individual Records	274-285
Team Records	286-291
Two-Team Records	292
Consecutive Records	293

Big Games	294-296
The Last Time	297-298
Individual Playoff Records	299-301
Team Playoff Records	302
Super Bowl/Pro Bowl Results	303

SAINTS HISTORY	305-377
Year-By-Year	307
Saints Timeline	308-313
Uniform History	314
Season Results	315-320
Series Records	322-326
Attendance Figures	327
Preseason Results	328-329
Preseason Records	330
Year-By-Year Statistics	331-348
Playoff Game Summaries	349-351
All-Time Roster	352-358
All-Time Numerical Roster	359-364
Yearly Yardage Rankings	364
NFL Honors	365-369
NFL Draft History	370-376
Saints In Prime Time	377
Saints Hall Of Fame	377

SAINTS SPECIFICS	379-336
2003 Preseason Schedule	381
2003 NFL Schedule	382-384
Playoff Tie-Breakers	386
Saints Facility	387
2003 Training Camp Schedule	388
Training Camp History	388
Ticket Information	389-390
Louisiana Superdome Facts	390
Saints Broadcasting	391
Saints Radio Network	391
2003 Media Guidelines	392-393
NFL PR Contacts	393
2003 Opponents	394-397
Free Agency/Salary Cap Q&A	398
NFL Important Dates (2003-04)	399

2003 New Orleans Saints Media Guide

The 2003 New Orleans Saints Media Guide is a production of the Saints' Media & Public Relations Department (Greg Bensel, Director; Ricky Zeller, Assistant Director; Justin Macione, Manager).
Production, Design & Layout: Ricky Zeller & Highwire Advertising/Design; **Photography:** Michael C. Hebert.
Statistical Assistance: Elias Sports Bureau. **Printing:** Harvey Press, New Orleans, La.;
 All information current as of June 18, 2003.
 © Copyright, 2003, New Orleans Saints.

SAINTS DIRECTORY

EXECUTIVE OFFICE

Tom Benson *Owner*
 Rita LeBlanc *Finance & Business Executive*
 Jennie Guarisco *Executive Assistant to the Owner*
 Melissa Scott *Administrative Assistant to the Owner*
 Rodney Henry *Administrative Assistant*
 Charlotte Troxler *Financial Assistant to the Owner*
 Bob Benson *Consultant*

ADMINISTRATION

Arnold D. Fielkow *Executive Vice President/Administration*
 Vicki Neumeyer *Staff Counsel*
 Kim Durr *Executive Asst. to the Executive Vice President/Administration*

Sales & Marketing

Connie Kowal *Senior Director of Marketing & Business Development*
 Barra Bircher *Director of Entertainment and Special Projects*
 Ben Hales *Dir. of Corporate Partnerships, Broadcasting, and Business/Marketing Operations*
 Cindy Hart *Director of Suite Sales & Services and Special Events*
 Chris Pika *Director of New Media*
 Chris Kenyon *Corporate Sales Manager*
 Darlene Divinity *Corporate Partnership & Suite Fulfillment Manager*
 Douglas Holtzman *Corporate Account Executive*
 Clark Beacom *Corporate Account Executive*
 Ian Tighelehar *Manager of Business/Marketing Operations*
 Milly Hockingheimer *Executive Asst. to Sr. Dir. of Marketing & Business Development*
 Joshua Constant *Marketing Assistant*
 Dustin Westfahl *Marketing Assistant*
 Marcus Boyle *Marketing/Football Operations Assistant*

Community Affairs

Paul Corliss *Director of Community Affairs/Business PR*
 Janella Newsome *Assistant Director of Community Affairs*

Youth Programs

Jason Troclair *Director of Youth Programs*
 Brad Mancuso *Youth Programs Assistant*

Ticket Sales & Services

Michael Stanfield *Director of Ticket Sales & Operation Services*
 Brooke Ellenberger *Box Office Manager*
 Sharon Aldridge *Box Office Assistant Manager*
 Albertha Armstrong, Joe Chavis, Angel Suhor *Customer Service Representatives*
 Bill Robinson *Superdome Ticket Sales Supervisor*
 Jason Anderson, Michael Donohoo, Evan Gittomer, David Goldberg, Derek Henderson, Loretta-Lyn Hillware, R.J. Mata, Jake Schneider, Robert Scholl *Ticket Sales Account Executives*
 Brian Duhe *Ticket Office Assistant*
 Charleen Brown & Louise Mistic *Receptionists*

Regional Sales & Marketing

Danielle Boyce *Director of Regional Sales & Marketing*
 Murphy Dore *Gulf Coast Ticket Sales Coordinator*
 Greg Garcia, Phil Garcia, Jeff Long, Steve Richards, Don Suggs, Travis Toth *Regional Sales & Marketing Coordinators*
 Michael Louvier *Regional Sales & Marketing Coord. - Jackson*
 Ryan Robbins *Ticket Sales Coordinator - Baton Rouge*
 Chris Torres *North Shore Ticket Sales Coordinator*
 Heather Metzinger *Regional Marketing Trainee*

Business Office

Dennis Lauscha *Vice President/Chief Financial Officer*
 Charleen Sharpe *Comptroller*
 Linda Bourgeois, Margaret Lewis *Staff Accountants*
 Sheila Palmisano *Human Resources Coordinator*
 John Berfert *Mail Clerk*

Information Systems

Bruce Reid, Jr. *Director of Information Technology*
 Jay Romig *Information Technology Manager*
 Jeff Huffman *Assistant Information Technology Manager*

Facilities

Terry Ashburn *Facilities Manager*
 Lester Vallet, Jr. *Assistant Facilities Manager*
 Wade Vicknair *Grounds Superintendent*

FOOTBALL OPERATIONS

Mickey Loomis *Executive Vice President/General Manager*
 Russ Ball *Senior Football Administrator*
 Debbie Gallagher *Executive Asst. Executive Vice President/General Manager*
 James Nagaoka *Director of Operations*

Player Personnel

Rick Mueller *Director of Player Personnel*
 Rick Thompson *College Scouting Coordinator*
 Pat Mondock, Mike Faulkner *Regional Scouts*
 Mike Baugh, Grant Neill, Bill Quinter *Pro Scouts*
 Tim Heffelfinger, James Jefferson, Mark Sadowski, Andy Weidl *Area Scouts*
 Barrett Wiley *Combine Scout*
 Ryan Pace *Player Personnel Assistant*
 Melanie McLaughlin *Administrative Assistant*

Coaching Staff

Jim Haslett *Head Coach*
 Mike McCarthy *Offensive Coordinator*
 Rick Venturi *Defensive Coordinator*
 Hubbard Alexander *Wide Receivers*
 Dave Atkins *Running Backs*
 Joe Baker *Defensive Backs*
 Greg Brown *Secondary/Safeties*
 Sam Clancy *Defensive Line*
 Al Everest *Special Teams*
 Rock Gullickson *Strength & Conditioning*
 Jack Henry *Offensive Line*
 Ty Knott *Defensive Assistant/Quality Control*
 Danny Langsdorf *Assistant Wide Receivers*
 John Misciagna *Offensive Assistant/Quality Control*
 Winston Moss *Linebackers*
 Bob Palcic *Tight Ends*
 Jerry Palmieri *Assistant Strength & Conditioning*
 Mike Sheppard *Quarterbacks*
 John "Chip" Beake *Offensive Administrative Assistant*
 Joseph Alley *Defensive Assistant/Special Projects*
 Sandra Egan *Administrative Asst. to the Head Coach*

Athletic Training

Scottie B. Patton *Head Athletic Trainer*
 Kevin Mangum *Assistant Athletic Trainer*
 Duane Brooks *Assistant Athletic Trainer*
 Reggie Stone, Ronald Toval *Training Assistants*

Equipment

Dan Simmons *Equipment Manager*
 Glennon "Silky" Powell *Assistant Equipment Manager*
 Nolan Castex *Equipment Assistant*
 Eddie Falgout *Assistant*

Video

Dave Desposito *Video Director*
 Jeff Jacobs *Assistant Video Director*
 Robert Harris *Video Assistant*
 Jeff Gonzales *Assistant*

Security

Geoff Santini *Director of Security*

Player Development

Ricky Porter *Director of Player Development*

Media & Public Relations

Greg Bensel *Director of Media & Public Relations*
 Ricky Zeller *Assistant Director of Media & Public Relations*
 Justin Macione *Media & PR Manager*
 Nick Karl *Assistant Media & PR*

Photography

Michael C. Hebert *Director of Photography*
 Barry Lawrence *Digital Photo Specialist*

New Orleans Voodoo

Mike Feder *Executive Director*
 Mike Neu *Head Coach*



New Orleans Saints



5800 AIRLINE DRIVE | METAIRIE, LA 70003
 MAIN OFFICE (504) 733-0255 | TICKET OFFICE (504) 731-1700

FOR MORE INFO LOG ON TO

www.neworleanssaints.com

DEUCE McALLISTER

Including eight 100-yard games, Deuce McAllister led the NFC in rushing with 1,388 yards. McAllister, who added 47 receptions, led New Orleans with 16 touchdowns – the team's highest total in over a decade.



ORGANIZATION


ORGANIZATION

SAINTS

ORGANIZATION



OWNERSHIP



Tom BENSON OWNER

It has been 18 years since Tom Benson officially assumed ownership of the New Orleans Saints, a period that not coincidentally ranks as the most successful and thrilling period in club history for the team and its fans. During that tenure, Benson has emerged as one of the NFL's most respected and influential leaders. But his impact goes beyond his importance within the team and the league. His vision and hard work has made the organization a leading economic force in the entire region, and Benson's integrity and compassion has made the club an outstanding example of positive community leadership.

Benson has built his reputation through a record of accomplishment and service to the State of Louisiana, City of New Orleans, the Gulf South region and the NFL. The Saints have been consistent winners on the field since his arrival, as Benson's unwavering goal has remained for the club to annually rank among the most admired franchises in all of pro sports.

Prior to his ownership, the Saints and their fans had never enjoyed a winning season, won a division title nor experienced the excitement of a playoff victory. But just a year after Benson assumed the reins of the franchise, New Orleans stormed to a 12-3 record in 1987 and the Superdome hosted its first NFL playoff game. In 1990, the Saints captured an NFC Wild Card berth again, and the following year the club won its first NFC West title. In 1992, New Orleans would go 12-4 and march into the playoffs. And in 2000, the Saints captured the NFC West crown and won the first postseason contest in team record books.

His dedication, hard work, integrity and the success of the Saints has made Benson one of the most trusted and valued figures in the NFL community, where he plays a key role in many capacities, including as Chairman of the NFL Finance Committee. It's his second stint in one of

! worthnoting



Under Benson's guidance, New Orleans has twice captured division titles, gone to the postseason five times and won the first playoff game in franchise history to cap a record-filled 2000 season.

The Saints have a .519 winning percentage (70-65) in the Superdome since 1986. In the years before Benson installed his first management team to head the Saints, the club posted a winning percentage of .362 (50-87-1) from 1967-85. The club has posted a .500 record or better in the Superdome for 11 years under Benson's ownership.

Despite the club having reached a .500 overall record only once before 1986, the Saints have reached the milestone nine times since, including five years with 10 or more victories.

The Saints have had 53 players voted to the Pro Bowl since 1986, while only 20 players represented New Orleans in the postseason all-star game in the 19 seasons before Benson took control of the franchise. The Saints have also had 38 players earn first-team All-Pro honors since 1986, while only 14 players won the honor before that season.

FOR MORE INFO LOG ONTO

www.neworleanssaints.com

OWNERSHIP

the league's most influential positions, as he also chaired the committee in the 1990s.

His involvement in the league started innocently enough in 1985, when Benson learned that the Saints were on the verge of being sold to out-of-town interests who were primed to move the team from New Orleans. As one of the area's top businessmen, Benson understood the economic and social impact and importance of the franchise to not just the city, but the entire region. So in 1985, he spearheaded the effort to keep the Saints. And unlike others, it wasn't just an emotional plea – Benson put his resources on the line to purchase the club and preserve it for Louisiana.

And while Benson's work within the organization is often cited, his efforts have also paid dividends for New Orleans and the surrounding area. During his tenure as Owner, the city has hosted four Super Bowls. Each time, Benson has been the leading advocate of the city's campaign to secure the game. And each Super Bowl has represented an economic windfall for the area that totals over \$300 million, not to mention the substantial charitable contributions that the league makes to the host city during Super Bowl week.

Then there is his commitment to the region's schools and people, as community service has been a true hallmark of Benson's tenure with the Saints. Recently, he set an unprecedented goal

of giving back \$50 million to the Gulf South community over the next decade. Since implementing a system that has centralized all donation efforts, the club has already provided well over \$5 million in donations, goods and services.

In 1945, Benson served in the U.S. Navy aboard the U.S.S. South Dakota and has remained particularly close to this branch of the armed forces. He is the only enlisted man to ever serve on the Board of Trustees of the Pensacola Naval Museum, and has been honored with an award from the crew of the submarine U.S.S. Louisiana. A leading advocate for the National

World War II Memorial in Washington D.C., Benson was also a major contributor to The National D-Day Museum in New Orleans, with his pledges helping fund the Pacific Exhibit Grand Opening and the Midway Theater. He also serves on the museum's board of directors.

Because of those efforts and others – including Saints Flag Football in area middle schools, the Saints Venture Fund and Impact Grants Program for underprivileged kids and Benson's support of football from the smallest playgrounds to the Bayou Classic – the World Sports Humanitarian Hall of Fame has twice recognized Benson's team as one of the five most charitable professional organizations.

Through ownership of the Saints, it has been Benson's long-term goal to place the city of New Orleans, the State of Louisiana and the Gulf Coast region at the forefront of professional sports and to have his team support the community in many other economic, civic and charitable ways. And through 18 years, that goal has consistently been met – both on the field and off.

i **tombenson**



MILESTONES

1985 Ownership of the club officially transferred to Tom Benson on May 31. Benson becomes managing general partner of the Saints. Because training camp is a little more than a month away, Benson maintained the team management group that he inherited.

1986 The Benson influence really begins, as the Owner puts his management team in charge of the franchise. His first hire: Jim Finks as president/general manager on Jan. 14. Jim Mora is named the club's 10th head coach two weeks later.

1987 The Saints post a franchise-best 12-3 record – including victories in the final nine contests – as New Orleans makes the playoffs for the first time. After the season, two Benson hires, Jim Finks and Jim Mora, win Executive and Coach of the Year honors, respectively.

1988 Saints finish 10-6, posting consecutive winning seasons for the first time in team history.

1989 Benson appointed Chairman of the league's most influential group, the NFL Finance Committee, a position he would keep before stepping down in the mid-1990s.

1990 Saints earn NFC Wild Card berth, marking the second postseason appearance in club record books.

1991 New Orleans clinched its first-ever division championship at 11-5 as the Superdome hosts its first playoff game.

1992 Saints post a 12-4 record and host a playoff game for the second-straight year. Benson assumes sole ownership of the club.

1993 Finks diagnosed with lung cancer, in his absence Benson temporarily takes over the general manager position.

1995 Groundbreaking begins for new Saints practice facility on Airline Drive in Metairie.

1996 Marking a first for the organization, the coaches, players and staff are housed under one roof with the opening of the team's state-of-the-art training facility.

1999 Benson promises the club's fans he will "take whatever steps necessary at the end of the regular season to make the New Orleans Saints a winning franchise."

2000 Former Saints assistant coach and defensive coordinator Jim Haslett hired as the 13th head coach in club history. New Orleans wins the NFC West with a 10-6 record as the club goes from last to first in the division. The Saints win their first playoff game, a 31-28 thriller over St. Louis in the Superdome. Haslett wins NFL Coach of the Year.

2001 New Orleans hosts its fourth Super Bowl during Benson's tenure as Owner. Benson announces he will bring another professional sports franchise to New Orleans with the start an Arena Football League team, the New Orleans Voodoo.

2003 Benson again appointed Chairman of the league's Finance Committee; Construction of new indoor practice facility with improved locker room and weight room begins and to be finished before training camp; Logo and lead management group for the Voodoo announced.

! **worthnoting**



Recently, Benson set an unprecedented goal of giving back \$50 million to the Greater New Orleans and Gulf South community over the next decade. The Saints are well on their way to reaching that lofty mark, as the club has provided well over \$5 million to the surrounding area in monetary donations, goods and services.

Benson has spearheaded a full-scale partnership with the military that includes everything from discounted game tickets to mentoring efforts with the military's Adopt a School Program. He and his fellow NFL Owners combined to contribute \$1 million toward the construction of the National World War II Memorial in Washington D.C. Locally, Benson is a member of the Board of Directors for the D-Day Museum.

EXECUTIVE OFFICE



Rita LeBLANC
FINANCE & BUSINESS
EXECUTIVE

Rita LeBlanc begins her third full-time season with the Saints in a new role as Finance & Business Executive. In addition to acting as an advisor to the Saints Board of Directors, LeBlanc will continue representing the Club at NFL Ownership meetings as well as in the greater New Orleans community. LeBlanc also acts as a liaison for varying special events, league-level relations and business development projects. In this role she has spearheaded efforts toward stadium research, Club fiscal efficiencies and international soccer exhibition youth programs. LeBlanc also

planned the Ownership social gala during Super Bowl XXXVI attended by VIPs including former President George H. W. Bush, among other programs and activities.

LeBlanc has pursued a career in sports entertainment since 1998 with NFL internship programs at the Saints, the NFL headquarters in New York, the NFL Properties Publishing group in Los Angeles and NFL Films in Mount Laurel, N.J. She returned to the Saints full-time in 2001 and since has worked in Football Operations, assisted the offensive coaching staff with game preparation, coordinated marketing efforts and business office projects. She has also contributed during stints with the team in the public relations, video and ticket office departments.

With the addition of the New Orleans VooDoo to the Saints' sports portfolio, LeBlanc has taken a key position as the Director of Marketing and Special Events. She has energized the brand building of the new franchise both locally and nationally through ongoing partnerships and promotions. LeBlanc will take a lead role in creating the high intensity AFL gameday experience.

LeBlanc is a graduate of Texas A&M University with a Bachelor's in AgriBusiness and a minor in International Business. She represented the Saints in June of 2003 in the first NFL Managers Program at the Stanford University Executive Education Graduate School of Business.

Board of Directors

Tom Benson
Grace Benson
Arnold D. Fielkow

Jim Haslett
Dennis Lauscha
Mickey Loomis

Tom Roddy
Stanley Rosenberg
Advisor: Rita LeBlanc

Executive Staff



BOB BENSON
Consultant



JENNIE GUARISCO
Executive Assistant
to the Owner



RODNEY HENRY
Administrative
Assistant



MELISSA SCOTT
Administrative Asst.
to the Owner



CHARLOTTE TROXLER
Financial Assistant
to the Owner

ADMINISTRATION



Arnold D. FIELKOW
EXECUTIVE VICE-PRESIDENT
ADMINISTRATION

Arnold D. Fielkow enters his fourth season with the Saints, having recently been promoted to Executive Vice-President with a new contract through 2006. In this capacity, he serves as the club's top senior management official on the administrative/business side and oversees all aspects of administration: marketing and sales, governmental affairs, community relations and youth programming.

During his tenure with the Saints, Fielkow has been instrumental in improving the team's influence both nationally and locally throughout the Gulf South region. Upon joining the Saints, Fielkow immediately restructured the Saints business and marketing efforts, with an emphasis on enhancing the club's ticket, suite, sponsorship and special event sales.

Under his leadership, the Saints have sold out 22 consecutive games in the 70,000-seat Louisiana Superdome, including a complete sell-out of the two 2002 preseason games for the first time in club history. Over the past three seasons, the club has also reached a virtual sellout of the 137 Superdome box suites and has seen a three-fold increase in corporate sponsorship sales through the new Patron Saints Partners program.

Understanding the importance of regional marketing for the organization, Fielkow also created and implemented the most comprehensive regional sales operation in major league professional sports, with nine on the ground sales representatives put in place around a four-state area surrounding the city of New Orleans. In just three years, regional sales have jumped from eight percent to 25 percent of the Saints' overall business.

In addition to his business work, Fielkow also led the Saints negotiation and legislative team in its recently-completed agreement with the State of Louisiana. This 10-year agreement, which helped ensure the club's future presence in New Orleans, was the culmination of a multi-year effort by Mr. Benson, Fielkow and other members of the organization. Under the agreement, the Saints will receive significant financial inducements over the next decade, including funding for the recent construction of the new indoor practice facility at the Saints training facility in Metairie. This agreement was overwhelmingly approved by the Louisiana legislature in April 2002 and signed into law by Gov. Mike Foster on April 18, 2002.

Fielkow has also initiated a number of innovative business/marketing projects, including the NFL's first Fan Advisory Board, a Saints-led international trade mission to Honduras, a marketing partnership with the legendary Harlem Globetrotters, Football 101 mini-camps both for the Saints female fan base and the Hispanic community, a Business Breakfast series with the top 200 business leaders in New Orleans and throughout the Gulf South, Draft Day and Monday Night Football cruises and a Saints ticket sales Radio-a-thon. Fielkow has also overseen tremendous growth in the Saints youth programming, high-

ADMINISTRATION

lighted by its involvement in the NFL's Junior Player Development program. Teaming with the NFL and the Orleans Parish School Board, the Saints have been instrumental, through the JPD program, in returning tackle football to the New Orleans public middle schools.

Prior to joining the Saints, Fielkow was President and General Counsel of the Southern League of Professional Baseball Clubs. During his six-year tenure, Fielkow oversaw the construction and renovation of six new ballparks and introduced marketing and business programs that catapulted the Southern League into one of the most respected leagues within Minor League Baseball. Fielkow was also elected to serve as President of Minor League Baseball's Double A Association in 1996.

Before his Southern League career, Fielkow served for three years as Deputy Commissioner and General Counsel of the Continental Basketball Association, the official developmental league of the NBA. During his tenure, he negotiated new player and referee development agreements with the NBA and helped the League reach record attendance levels. He also introduced and administered several new programs, including a national television agreement with ESPN2, a CBA national radio contract, and a multi-game exhibition series involving former Lakers' great Magic Johnson. He was also elected to the Board of Directors of USA Basketball.

Fielkow began his professional career as a practicing attorney in Chicago, and eventually co-founded the suburban Chicago law firm of Grossman, Solomon, & Fielkow, P.C. This firm concentrated its practice in the areas of sports, insurance, banking and real estate law. Fielkow began his sports career as part of his law practice when he was appointed Commissioner of the NCAA Division I North Star Conference (currently the Mid-Continent Conference).

The Chicago-based conference was the last all-female conference at the Division I level. Fielkow was successful in securing the conference's first-ever automatic bid to the NCAA Division I basketball tournament. Fielkow is a member of the Illinois and Wisconsin Bar Associations and has authored several legal and sports-related articles/publications, including "Civil Rico: The Insurers Fight Back" and "CBA: A World of Opportunity".

Fielkow has immersed himself in the New Orleans community by serving on the Board of Directors for the Greater New Orleans Chamber of Commerce, MetroVision, United Way, Each One, Save One, the World Trade Center, Touro Hospital Foundation, Greater New Orleans Sports Foundation and Tulane University's Hillel Foundation. Fielkow was also an executive committee member of the Super Bowl XXXVI Host Committee and is an active youth coach in the Uptown New Orleans Carrollton youth program.

A native of Appleton, Wis., Fielkow is a 1981 graduate of the University of Wisconsin - School of Law and earned his B. A. degree with honors from Northwestern University. In 1978, Fielkow was selected as a member of the prestigious Phi Beta Kappa honorary society and has been presented with a "Who's Who" citation recognizing his achievements.

He is an avid sports fan, having played tennis on the collegiate level and was selected to the silver-medal winning United States men's basketball team at the 15th Maccabiah Games in Israel.

He and his wife, Dr. Susan Fielkow, have three sons, Justin, Michael and Steven.

ADMINISTRATION



Paul CORLISS DIRECTOR OF COMMUNITY AFFAIRS

Paul Corliss is in his third year with the Saints and first season as Director of Community Affairs. In his position, Corliss spearheads the club's community outreach efforts and oversees all charitable appearances made by players, coaches and staff. He also serves as the club's primary liaison to charitable organizations across the city, state and region.

The community affairs department recognizes youth and education as its primary target areas in giving back as the club looks to fulfill Owner Tom Benson's goal of putting \$50 million into the greater New Orleans and Gulf South community through monetary donations, goods and services over the next 10 years. Corliss also oversees the club's business public relations efforts under Arnold D. Fielkow.

In 2002, Corliss served as Assistant Director of Community Affairs, and prior to that he worked for the Saints as a Media and Public Relations Manager. He has worked on the NFL public relations staffs for Super Bowl XXXVI and XXXVII. Before coming to New Orleans, Corliss worked as a sports writer for the Dallas Morning News and Denton Record-Chronicle, and also served as the Associate Public Relations Director for the University of Dallas. He has also been involved in several sports Internet ventures.

A native of suburban Chicago, Corliss graduated from Texas Christian University in 1997. Corliss and his wife, Jennifer, live in Mandeville.

AdministrationStaff



**KIM
DURR**
Executive Assistant
to the Executive
Vice President/
Administration



**VICKY
NEUMEYER**
General Counsel



**JANELLA
NEWSOME**
Assistant Director
of Community Affairs

BUSINESSOFFICE



Dennis LAUSCHA
VICE-PRESIDENT/CHIEF
FINANCIAL OFFICER


Dennis Lauscha is in his sixth season with the Saints after joining the club in 1998. Recently promoted – adding Vice President to his title of Chief Financial Officer – Lauscha is responsible for all accounting and financial functions of the club, as well as overseeing human resources, information technology, facilities and grounds. He is also the Saints' primary liaison with all vendors that service the club.

Over the past two years, Lauscha has played a key role in the team's financial negotiations with the State of Louisiana toward ensuring the team's future presence in New Orleans, as well as improving the club's playing and practice facilities. Before coming to the Saints, Lauscha served as the club's auditor for four years while working for a national accounting firm. In addition to those duties, health care, hotel, professional sports and SEC practices also came under his responsibilities.

Lauscha graduated from Jesuit High School and the University of Alabama, with a Bachelor of Science degree in Business. He received a Masters of Business Administration from Loyola University in New Orleans. He is also a licensed Certified Public Accountant.

Lauscha, who is married (Jennifer), is extremely active in the New Orleans community. He serves as a board member of the Preservation Resource Center and is also a board member of the New Orleans regional chapter of the Boy Scouts of America.

BusinessOfficeStaff



JOHN BERFLECT
Mail Clerk



LINDA BOURGEOIS
Staff Accountant



MARGARET LEWIS
Staff Accountant



SHEILA PALMISANO
Human Resources
Coordinator



CHARLEEN SHARPE
Comptroller

BUSINESSOFFICE

FacilitiesStaff



TERRY ASHBURN
Facilities Manager



LESTER VALLET, JR.
Assistant Facilities
Manager



WADE VICKNAIR
Grounds
Superintendent

InformationTechnologyStaff



BRUCE REID
Director of IT



JEFFREY HUFFMAN
Assistant IT Manager



JAY ROMIG
IT Manager

! worthnoting



Super Sweep


With a two-game sweep over the Tampa Bay Buccaneers in 2002, the New Orleans Saints became only the fourth team in NFL history to defeat the eventual Super Bowl champion twice in the same season. The four teams who have accomplished the feat:

1969 – Oakland Raiders defeated the Kansas City Chiefs twice (The Chiefs were eventual Super Bowl IV Champions)

1983 – Seattle Seahawks defeated the Oakland Raiders twice (The Raiders were eventual Super Bowl XVII Champions)

1995 – Washington Redskins defeated Dallas Cowboys twice (The Cowboys were eventual Super Bowl XXX Champions)

2002 – New Orleans Saints defeated Tampa Bay Buccaneers twice (The Buccaneers were eventual Super Bowl XXXVII Champions)



Connie KOWAL

SENIOR DIRECTOR OF MARKETING & BUSINESS DEVELOPMENT

A sports executive for over 22 years, Connie Kowal enters his first season with the Saints serving as Senior Director of Marketing & Business Development as well as Chief of Staff to Executive Vice-President Arnold Fielkow. Kowal brings a wealth of sports experience to the Saints, having served in a variety of key positions with various sports organizations.

In his job with the Saints, Kowal oversees the club's marketing efforts which include corporate sponsorships, promotions, advertising, ticket sales and operations, entertainment, suite and premium seat sales, stadium operations, internet, youth programs, special events, and broadcasting. Already involved in the community, Kowal serves on the Board of Directors of the Saints Hall of Fame and the Jefferson Parish Chamber of Commerce.

Known in the sports industry for his leadership, enthusiasm, energy and ideas, Kowal's sports career is highlighted by a 14-year tenure with the Chicago Cubs handling special events, marketing, promotions and community relations at the major league level as well as directing the Cubs' minor league business operations. His sports experience also includes serving as Vice President & General Manager of the Chicago Enforcers football team of the XFL, Vice President of Marketing & Broadcasting for the Chicago Motor Speedway, Director of Public Relations with the Chicago Sting soccer club and Vice President of Sponsorships for the United States Professional Volleyball League.

A Chicago-area native, Kowal is a 1974 graduate of Western Illinois University with a B.A. in Political Science and had a stellar baseball career at WIU earning post-season NCAA honors. A former high school teacher and coach, Kowal makes extra effort to mentor students in sports management, including an honorary stint at Columbia College in Chicago. He has been extremely active in giving back to the community through coaching of youth sports and volunteering his time to school, church and civic activities. He is a frequently requested sports and motivational speaker.

MarketingStaff



BARRA BIRSCHNER
Director of Entertainment/Special Projects



DANIELLE BOYCE
Director of Regional Sales & Marketing



BEN HALES
Dir. of Corp. Partnerships, Broadcasting and Business/Marketing Ops.



CINDY HART
Director of Suite Sales & Services and Special Events



CHRISTOPHER PIKA
Director of New Media

MarketingStaff



JASON TROSCLAIR
Director of Youth Programs



CLARK BEACOM
Corporate Sales Account Executive



MARCUS BOYLE
Marketing/Football Operations Assistant



JOSH CONSTANT
Operations Assistant



DARLENE DIVINITY
Corporate Partnership & Suite Fulfillment Manager



MILLY HOCKINGHEIMER
Executive Assistant to the Sr. Dir. Of Mktg & Bus. Devel.



DOUGLAS HOLTZMAN
Corporate Sales Account Executive



CHRIS KENYON
Corporate Sales Manager



IAN TIGCHELAAR
Manager of Business/Marketing Operations

TicketSalesStaff



MIKE STANFIELD
Director of Ticket Sales & Operation Services



MICHAEL DONOHO
Ticket Sales Account Executive



MURPHY DORE, JR.
Gulf Coast Ticket Sales Coordinator



EVAN GITOMER
Ticket Sales Account Executive



DAVID GOLDBERG
Ticket Sales Account Executive



DEREK HENDERSON
Ticket Sales Account Executive



LORETTA-LYN HILLWARE
Ticket Sales Account Executive



R.J. MIATA
Ticket Sales Account Executive



RYAN ROBBINS
Baton Rouge/Ticket Sales Supervisor

MARKETING

TicketSalesStaff (cont.)



WILLIAM ROBINSON
Superdome Ticket
Sales Supervisor



JAKE SCHNEIDER
Ticket Sales Account
Executive



ROBERT SCHOLL, JR.
Ticket Sales Account
Executive

TicketOfficeStaff



BROOKE ELLENBERGER
Box Office Manager



SHARON ALDRIDGE
Box Office Assistant
Manager



ALBERTHA ARMSTRONG
Customer Service
Representative



CHARLENE BROWN
Receptionist



JOSEPH CHAVIS
Customer Service
Representative



LOUISE MISTRIC
Receptionist



ANGEL SUHOR
Customer Service
Representative

! worthnoting



Superdome Milestone

Two wins at home in 2003 will mark the 100th regular season victory for the Saints in the Superdome. New Orleans enters the 2003 season at 98-119 in the Superdome. The Saints opened play in the stadium in 1975 after playing in Tulane Stadium from 1967 to 1974.

FOOTBALL OPERATIONS



FOOTBALL OPERATIONS



FOOTBALL OPERATIONS



Mickey Loomis
EXECUTIVE VICE-PRESIDENT/
GENERAL MANAGER

He balances an unflappable approach to major decisions, attention to detail and polished leadership skills. Matched with 20 years of NFL experience in making major decisions, this combination of traits has made Mickey Loomis a natural for the legion of duties that come with directing the New Orleans Saints on a daily basis, and he has proven to be skilled executive since assuming the post of General Manager of Football Operations last year.

He was promoted again by Owner Tom Benson in October of 2002, earning the additional title of Executive Vice President to go along with General Manager. Though his title and responsibilities have evolved during his stint in New Orleans, Loomis continues to follow the same fundamental beliefs that have defined his NFL tenure: Have confidence in those around you, consider every option and be assertive and resolute with each decision.

In a move that stabilized the club's future, Benson signed Loomis to a contract extension last October that runs through 2006, with options to extend. Loomis, who had previously served as the club's Director Football Administration from 2000-2002, oversees all aspects of the organization's football operations, including coaching, player personnel, salary cap management, contract negotiations, equipment, video, athletic training and public relations.

Loomis hit the ground running after taking over the General Manager post last May. His immediate responsibilities last year were many: Sign Coach Jim Haslett to a long-term contract extension, ink QB Aaron Brooks to a new deal and get the club's nine draft picks signed before the opening of training camp. Haslett agreed to a new contract in August, and the club signed Brooks to a six-year extension a few weeks later. Eight of the team's nine draft picks were under contract by the start of camp, and top pick WR Donte' Stallworth signed two days later.

The first complete offseason of Loomis' tenure was just as busy, as the Saints have been very active since the team closed 2002 at 9-7. In free agency, the Saints signed top tackle Wayne Gandy and bolstered the defense by nabbing CB Ashley Ambrose and LB Orlando Ruff. The club also pulled off three shrewd trades, with the Saints acquiring Minnesota backup QB Todd Bouman for a 2003 sixth-round pick, dealing for LB Derrick Rodgers from Miami and stockpiling for the future by sending T Kyle Turley to St. Louis for a second-round choice in 2004. Loomis also engineered a swap of No. 1 picks during the NFL Draft to bring highly-coveted DT Johnathan Sullivan to the Saints.

Loomis has also been a guiding force in the off-season construction at the team's headquarters, a needed facelift that has given the Saints one of the NFL's most extensive training areas. The world-class structure now includes an indoor practice facility, a new weight room and a cafeteria. The locker room, training room and team meeting areas have also been redesigned and improved.

Loomis brings a blend of experiences to his position. In his former post, he handled contract negotiations with free agents and draft picks and also managed the club's salary cap structure.

FOR MORE INFO LOG ON TO

www.neworleanssaints.com

FOOTBALL OPERATIONS

From draft meetings to post-practice evaluation sessions, Loomis has been a trusted voice among the Saints' highest management circle since he arrived in New Orleans and his views have proven to be as savvy as his approach.

Prior to joining the Saints, Loomis spent 15 years with the Seattle Seahawks, most recently as Executive Vice President from 1992-98. He originally joined the Seahawks staff in October 1983, was promoted to vice president/finance in 1990 and then to executive vice president in 1992.

A native of Eugene, Ore., he graduated from Williamette High School in 1974 and played basketball at Northwest Christian College. Loomis earned his undergraduate degree in accounting from the University of Oregon and also holds a master's degree in sports administration from Wichita State University.

Loomis has two children: A son, Alex, and a daughter, Katherine.



**Russ
BALL**
SENIOR FOOTBALL
ADMINISTRATOR

With a wide spectrum of responsibilities that includes salary cap management and assisting GM Mickey Loomis with various aspects of the team's day-to-day football operations, Russ Ball enters his second season with the Saints as Senior Football Administrator.

Ball arrived in New Orleans after spending the 2001 season as the Director of Football Administration for the Washington Redskins. In that position, Ball assisted then-Head Coach Marty Schottenheimer with the daily responsibilities and administrative duties of running an NFL organization. His wide-ranging duties included managing the salary cap as well as overseeing team operations, equipment, video and athletic training departments and their respective budgets.

From 1999-2000, Ball served as Senior Football Administrator for the Minnesota Vikings, where he was responsible for assisting with player contracts and salary cap management. Before arriving in Minneapolis, Ball spent 10 seasons in Kansas City, serving as the Chiefs' assistant strength and conditioning coach for his first eight seasons and spending the final two years working with Schottenheimer in football operations.

Prior to joining the Chiefs, Ball served as head strength and conditioning coach at the University of Missouri from 1982-88. He was a four-year letterman as a center at Central Missouri State University.

Ball earned a master's degree in human performance from the University of Missouri in 1990, after receiving an undergraduate degree from Central Missouri State in 1981. He and his wife, Diana, have two children, Joe and Andrea.

FOOTBALL OPERATIONS



**James
NAGAOKA**
DIRECTOR OF
OPERATIONS

Director of Operations James Nagaoka brings 25 years of NFL experience to his post, including the last three seasons with the Saints. He was promoted in 2003 after having served as the club's Director of Team Logistics/Box Office Manager since his arrival in New Orleans in 2000.

In his current position, Nagaoka is involved in day-to-day team operations and also is the club's chief liaison in the ongoing construction of the new indoor practice facility, locker room and training area at the team's headquarters. He will also oversee game day operations.

Nagaoka was originally hired by the Saints as Director of Ticket Operations to coordinate customer service, financial and sales management systems. In addition, as Director of Team Logistics he has been responsible for all of the details that relate to team travel.

During his 22-year tenure with the Seattle Seahawks, Nagaoka had a wide spectrum of responsibilities, including special projects, entertainment and team travel. As that club's logistics coordinator, Nagaoka worked with Chuck Knox, Dennis Erickson and Mike Holmgren. As the Seahawks ticket director, he managed both sales and operations for 15-consecutive sold-out seasons.

Nagaoka is a graduate of the University of Washington, with degrees in Communications and Japanese Literature.


Football Operations Administrative Staff



**DEBBIE
GALLAGHER**
Executive Assistant
to the General
Manager



**GEOFF
SANTINI**
Director of Security



Rick MUELLER

DIRECTOR OF PLAYER PERSONNEL

As the team's top personnel executive, Director of Player Personnel Rick Mueller is the point man in the Saints' never-ending effort to keep the roster stocked with talented players. He is responsible for coordinating all aspects of player evaluation, from grading highly-coveted NFL free agents to scanning the waiver wire to scouting college prospects. His duties also include supervising and coordinating the organization's contingent of college and pro scouts, and his efforts peak each year by running the club's draft room.

Entering his fourth season in New Orleans, Mueller has helped shape the club's last three drafts and free agent classes, which now make up the foundation of the team. On offense, that haul includes RB Deuce McAllister, who was selected to the Pro Bowl last year after rushing for 1,388 yards and scoring 16 TDs, WR Donte' Stallworth, who hauled in a club rookie-record eight touchdowns in 2002, and G LeCharles Bentley, a starter and unanimous All-Rookie pick following last season.

On defense, the Saints have selected DE Charles Grant, who had seven sacks as a rookie in 2002, LB Sedrick Hodge, who started all 16 games last year, and LB James Allen, a top special teams contributor as a rookie who will vie for a starting spot this season.


Mueller came to the team after spending six years with the Jacksonville Jaguars, where he was instrumental in that team's rapid rise from an expansion franchise in 1995 to AFC power. From 1996-99, Jacksonville captured two AFC Central Division titles and played in two conference championship games. Mueller served as the Jaguars' Director of College Scouting in 1998-99 and was in charge of his first college draft in 1999. Prior to being promoted to that position, Mueller was Jacksonville's college scout for the Western United States.

In 1993, Mueller served as Director of Player Personnel and wide receivers coach for the CFL Sacramento Gold Miners. In the spring and summer of 1992, he worked as defensive assistant and special teams coach for the World League's Sacramento Surge. In that assignment, Mueller worked alongside then-defensive coordinator Jim Haslett. The Surge finished with an 8-2 record and captured the World Bowl Championship.

Following that season, Mueller served as one of five pro scouts for the World League. Working for the Surge was Mueller's first pro assignment after serving as a graduate assistant at Washington State University from 1990-92 where he was quarterbacks coach, head junior varsity coach and recruiting coordinator.

While at Washington State, he coached Buffalo Bills quarterback Drew Bledsoe, who was the first overall pick in the 1993 draft and a three-time Pro Bowl pick. Mueller began his football career as a training camp assistant with the Seattle Seahawks from 1985-90.

A graduate of the University of Puget Sound, Mueller was a three-year starter at quarterback. He received a bachelor's degree in communications in 1990 and attended graduate school studying communications at Washington State from 1990-92. Mueller and his wife, Andrea, have twin sons, Chase and Rhett.




Rick THOMPSON

COLLEGE SCOUTING COORDINATOR

Rick Thompson is in his fourth year as College Scouting Coordinator. He oversees college scouting and is the director of training camp. Thompson came to New Orleans from the Seattle Seahawks, joining that club in 1975 as an original staff member. He was promoted to assistant player personnel director in 1984, moved up to assistant football operations director in 1998 and served as area scout in 1999. He also served as training camp director from 1978-98.

A native of Bloomington, Minn., he worked part time for the Vikings for five years while at Hamline University. He and his wife, Kathy, have a daughter, Kacie, and a son, Nick.




Mike FAULKNER

REGIONAL SCOUT

Bringing nearly three decades of experience as a talent evaluator to his position, Mike Faulkner enters his third year with the Saints and first as Regional Scout. Now responsible for the western region of the United States, Faulkner was promoted to his new position after serving for the previous two years as an area scout.

He enters his 28th NFL season as a scout after stints with Washington (1974-78, 2000), the New York Giants (1980), the New York Jets (1983-89), Cleveland (1990), San Francisco (1991-97) and Seattle (1998-99). Faulkner coached in the CFL with Toronto (1979) and Montreal (1982) and was a college coach at Eastern Illinois in 1981. He played quarterback and defensive back at West Virginia Tech from 1965-69.



Pat MONDOCK

REGIONAL SCOUT

Pat Mondock is in his fourth season as Regional Scout after spending 1994-99 with the Seattle Seahawks. He is responsible for evaluating college talent in the eastern region of the United States.

Mondock served as the Seahawks' college scouting director in 1998, and served as eastern scouting supervisor from 1994-97 and as an area scout in 1999. Prior to working for the Seahawks, he spent eight seasons with Indianapolis, joining the Colts in 1986 from BLESTO. Mondock brings 22 years of high school and college coaching experience to his post. He holds a degree from Lock Haven (Pa.) State College and a master's degree from West Virginia. Mondock and his wife, Kathleen, have a family of seven grown children.



Mike BAUGH
PRO SCOUT

Mike Baugh enters his fourth season as a pro scout since joining the Saints. In addition to evaluating free agent prospects, Baugh also studies the tendencies of future opponents and assists in the club's yearly draft preparations. Prior to coming to New Orleans, Baugh spent eight years in various capacities with the Seattle Seahawks.


From 1993-96, he was an administrative assistant to Seattle coaches Tom Flores and Dennis Erickson. In 1997 Baugh moved to the personnel department, where he served as a scouting assistant before being named manager of football administration in 1998. In 1999 he was named assistant director of pro scouting. A graduate of Central Washington University, Baugh and his wife, Christine, have a daughter, Hannah.



Grant NEILL
PRO SCOUT

Grant Neill is in his ninth season with the Saints and his sixth in player personnel. In his current position, Neill studies film of future opponents, evaluates future free agent prospects and assists in the club's yearly draft preparations.

In 1999, he handled advance scouting duties for the Saints coaching staff after joining the football operations department as a pro scout in 1998. A Pasadena, Calif., native, Neill played four years as a cornerback and punter for Occidental College, earning a degree in kinesiology in 1995. Neill and his wife, Lani, have a son, Ethan.



Bill QUINTER
PRO SCOUT

Bill Quinter, an experienced voice in the Saints' personnel department, has logged over 40 years of playing, coaching and scouting the game. He is responsible for player evaluations for all pro leagues and film breakdown and analysis of upcoming opponents.


Quinter joined the Saints staff in 2000 after having worked at Seattle for three seasons, where he last served as pro scouting director. He spent the previous 24 seasons in the Canadian Football League as a player, coach and administrator. He played in the NFL with Washington in 1962 before joining the Ottawa Rough Riders in 1963, where he was named All-CFL at linebacker in 1964.



Tim HEFFELFINGER
AREA SCOUT

Tim Heffelfinger is in his sixth season as an area scout for the Saints. He is responsible for scouting the schools in the Midwest region of the country.

Heffelfinger was an assistant coach at UCLA from 1996-98, where he received a master's degree from UCLA's School of Education. A graduate of Northwestern in 1990, Heffelfinger played defensive tackle before his career was cut short by a back injury. Following graduation, he worked in the business sector as a sales representative for The Quaker Oats Company and Converse. Heffelfinger and his wife, Amy, live in Illinois and have two children.



James JEFFERSON
AREA SCOUT

James Jefferson is in his fourth season with the Saints as an area scout. Responsible for scouting the schools in the Southwest area of the country, Jefferson brings 10 years of professional playing experience and four years of college coaching to his position.

Jefferson joined the Saints after having spent the 1996, 1998 and 1999 seasons as a secondary coach at Texas A&M-Kingsville. A defensive back out of Texas A&M-Kingsville, Jefferson played with the Seattle Seahawks from 1989-93. He began his career as a defensive back at Winnipeg of the CFL from 1986-88 and closed out his professional career with the British Columbia Lions from 1994-95.

! worthnoting



Longest Win Streaks Over an Opponent in Team History

Team	Win Streak	Dates of Streak
1. Los Angeles Rams	7	12/9/90 - 12/4/94
2. Tampa Bay Buccaneers	6	10/23/83 - 9/25/88
2. Atlanta Falcons	6	12/14/86 - 11/19/89
4. Indianapolis Colts	5	10/12/86 - Current
4. Carolina Panthers	5	10/15/00 - 11/10/02

The Saints play the Indianapolis Colts at the Louisiana Superdome on Sept. 28 at 7:30 p.m.

FOOTBALL OPERATIONS




Mark SADOWSKI AREA SCOUT

Mark Sadowski enters his sixth year in the Saints scouting department and fourth as an area scout. His territory, the Southeast, is traditionally one of the most fertile in the country for NFL prospects.

Prior to becoming an area scout, Sadowski served as a combine scout working for National Football Scouting. He joined the Saints in 1998 as the NFC pro scout and also handled all the advance scouting duties for the coaching staff.


Sadowski played safety at Tulane from 1992-93 until suffering a string of knee injuries which ended his career. He worked as a coaching assistant at Tulane from 1994-97. A Chicago native, Sadowski earned his engineering degree from Tulane and lives in Atlanta.



Andy WEIDL AREA SCOUT

Andy Weidl enters his fourth year with the Saints and second as an area scout after serving for two years as the club's combine scout. In his current post, he is responsible for scouting the college players in the northeast region of the country. Weidl joined the Saints after working for the Pittsburgh Steelers, where was in the player personnel department for two seasons.

Prior to joining the Steelers, Weidl served as a television sports reporter in Philadelphia. A Pittsburgh native, Weidl was a four-year starter at Villanova and graduated in communications in 1996. In 1997, he earned a master's degree in human resource development from Villanova.



Barrett WILEY COMBINE SCOUT

Barrett Wiley enters his fifth year with New Orleans and his first as the club's combine scout. In his position, Wiley evaluates college players for the Saints as well as the National Football Scouting Combine. Prior to becoming combine scout, Wiley had served as one of the team's area scouts for the last two years. Before serving as an area scout, Wiley worked as a football operations assistant for the

Saints in 2000. He joined the club in 1999 as an assistant in the media relations department.


Wiley, a New Orleans native, played defensive back for Guilford College in Greensboro, N.C. from 1995-98 and graduated with a degree in sports management in 1999.

FOOTBALL OPERATIONS STAFF

Player Personnel Staff



MELANIE McLAUGHLIN
Administrative Assistant



RYAN PACE
Player Personnel Assistant



Greg BENSEL DIRECTOR OF MEDIA & PUBLIC RELATIONS

Entering his seventh season with the Saints as Director of Media and Public Relations, Greg Bense manages all aspects of the club's communications with the public and the local and national media, serves as the organization's spokesman and is the primary liaison between the team and the NFL's network media partners.

Prior to joining the Saints, Bense served as Director of Media Relations for the Super Bowl XXXI Host Committee and the Greater New Orleans Sports Foundation. He has worked on the NFL public relations staffs for Super Bowl XXXII, XXXIII and XXXVI. Bense has served on the media committee for the NCAA Men's Final Four and the NOKIA Sugar Bowl.

Bense is a New Orleans native who graduated from Jesuit High School and Tulane University. After college, he worked as a media relations administrator for the Professional Golfers Association in Palm Beach Gardens, Fla. Bense and his wife, Jane, reside in New Orleans.

Media & Public Relations Staff

Photography Staff



NICK KARL
Media & Public Relations Assistant



JUSTIN MACIONE
Media & Public Relations Manager



RICKY ZELLER
Assistant Director of Media & Public Relations



MICHAEL C. HEBERT
Director of Photography



BARRY LAWRENCE
Digital Photo Specialist



Dave DESPOSITO

VIDEO DIRECTOR

Dave Desposito enters his second year with the Saints as Video Director. In his position, Desposito and his staff help put the club's weekly game preparation in motion by filming games and practice and editing it for the players and coaches to analyze during meetings. He also breaks down the opponent's weekly game film and keeps a detailed archive for Coach Jim Haslett and his staff.

Desposito came to New Orleans after working for the Jacksonville Jaguars, where he was the club's Assistant Video Director from 1998-2001.

Prior to his stint in Jacksonville, he worked from 1993-97 for the New York Giants as an intern, coaches' show assistant and video assistant.

A native of Little Ferry, N.J., Desposito graduated from William Paterson University with a degree in communications. He and his wife, Christine, have a daughter, Abigail.

VideoStaff



**ROBERT
HARRIS**
Video Assistant



**JEFF
JACOBS**
Assistant Video
Director

! worthnoting

Top 10 Saints Winning Percentages vs. An Opponent

Opponent	Wins	Losses	Ties	Pct.
1. Tampa Bay Buccaneers	15	7	0	.681
2. Indianapolis Colts	5	3	0	.625
3. Seattle Seahawks	4	3	0	.571
4. Carolina Panthers	9	7	0	.563
5. Cincinnati Bengals	5	5	0	.500
5. Detroit Lions	8	8	1	.500
5. Jacksonville Jaguars	1	1	0	.500
5. Chicago Bears	10	10	0	.500
5. Pittsburgh Steelers	6	6	0	.500



Scottie B. PATTON

HEAD ATHLETIC TRAINER

A veteran of 12 years in the NFL, Scottie B. Patton enters his fourth season with the Saints as head athletic trainer. In his position, Patton coordinates the medical care and injury rehabilitation for the team.


The third head athletic trainer in club history, Patton joined the Saints in 2000 after serving as an assistant athletic trainer with the Philadelphia Eagles from 1996-99 and an assistant athletic trainer for the San Francisco 49ers for five years. Patton was on the athletic training staff of the Super Bowl XXIX Champion 49ers in 1995. He has also served twice as an athletic trainer for the NFC at the Pro Bowl.

Patton earned a bachelor's degree in Sports Medicine/Exercise Science from Appalachian State University in 1990. After enrolling in graduate school at the University of South Carolina, Patton completed his master's in Sports Medicine at San Jose State in 1996. A certified athletic trainer, he is a member of the National Athletic Trainers Association (NATA) and the Professional Football Athletic Trainers Society.

Patton began his career as a graduate assistant athletic trainer at South Carolina (1990-91), as a student athletic trainer at Appalachian State (1986-90) and a summer training camp and assistant athletic trainer with the 49ers in 1988-89.

During his final two years with the Eagles, Patton created the Football/Athletic Training Clinic, a non-profit venture in the offseason that provided instruction in athletic training and football skills in his hometown of Gastonia, N.C.

Patton has two children: Cameron (13) and Alexis (7).



Duane BROOKS


ASSISTANT ATHLETIC TRAINER

Duane Brooks enters his second season with the New Orleans Saints as assistant athletic trainer after serving six years in a similar position at Florida State University. In his position, Brooks works with Head Athletic Trainer Scottie Patton to rehabilitate and treat Saints players throughout the year.

While at Florida State, Brooks was an assistant football athletic trainer and the head trainer for the baseball team. He traveled to the College World Series three times and participated in four football national championship games. Brooks also completed summer internships with the Tampa Bay Buccaneers in 1992 and 1993.

Brooks has an undergraduate degree from Florida A&M and earned his graduate degree at Florida State. He and his wife, Natasha, have a son, Rashaad.

FOOTBALL OPERATIONS STAFF



Kevin MANGUM

ASSISTANT ATHLETIC TRAINER

One of the club's longest-tenured employees, Kevin Mangum is in his 23rd season with the Saints as Assistant Athletic Trainer. In his position, Mangum works with Head Trainer Scottie Patton to treat and rehabilitate Saints players.

The Tylertown, Miss., native received the Southeast Athletic Trainers Association's 1991 Backbone Award, which recognizes the region's outstanding assistant athletic trainer, and was part of the NFL Athletic Training Staff of the Year in 1986.

Mangum was as a student athletic trainer for two years at Southwest Mississippi Junior College and two more at the University of Southern Mississippi before joining the Saints in 1981. He received a bachelor's degree in athletic administration with a specialization in athletic training from USM in 1981, and an advanced degree in physical education from the University of New Orleans in 1988. Mangum was inducted into the Southwest Mississippi Junior College Sports Hall of Fame in 1995.

He and his wife, Susie, and their children: Katie, Megan, Scott, Kevin Paul and Mark, reside in Kenner.

Medical Staff



Dr. JOHN AMOSS
Team Physician



Dr. TIM FINNEY
Team Orthopedist

! worth noting

Punt Coverage Prowess

The Saints' coverage units on special teams were among the club's most improved areas in 2002. Nowhere is that more evident than on punt coverage, where New Orleans allowed a scant 5.5 yards on 38 returns, setting a new club record. The mark topped the 5.8 yards allowed on 43 returns in 1971.

FOOTBALL OPERATIONS STAFF



Dan SIMMONS

EQUIPMENT MANAGER

Known to all around the training facility as "Chief," equipment manager Dan Simmons enters his fourth decade of employment with the New Orleans Saints. In 2002, Simmons celebrated his 30th season with the club, a rare accomplishment in the franchise's 36-year history.

Simmons is only the second employee to reach three decades with the club since its founding in 1967. He was hired for his current position on April 1, 1973 and has been with the organization longer than any other current employee.

Dedication to an NFL team runs in his blood. His father, Bill, started the family tradition by holding the equipment manager's post with the St. Louis Cardinals for 22 years. Dan, who in 1994 was honored as the first recipient of the Whitey Zimmerman Award recognizing the NFL Equipment Manager of the Year, came to New Orleans after working with his father.

Simmons is a graduate of Meramec College in St. Louis. The Vietnam veteran also served four years in the Navy.

He and his wife, Elaine, live in Mandeville. They have three children, Tracy, Tony and Amy, along with four grandchildren.

Equipment Staff



NOLAN CASTEX
Equipment Assistant



EDDIE FALGOUT
Assistant



GLENNON "SILKY" POWELL
Assistant Equipment Manager

! worth noting

Going Long

While Equipment Manager Dan Simmons reached 30 years with the club last year, longevity is a tradition in the Saints' equipment department. Simmons' trusted assistant, Glennon "Silky" Powell, will reach the three-decade milestone with the club in September of 2004.

FOOTBALL OPERATIONS STAFF



Ricky PORTER DIRECTOR OF PLAYER DEVELOPMENT

Ricky Porter is in his fourth year with the Saints as Director of Player Development. In his position, Porter acts as the player's primary liaison with coaches and management. Porter also provides a comprehensive career development program to create a smooth transition for players who are both coming into or adjusting to life after professional football. Included in those efforts are life skills training seminars, continuing education opportunities for players to complete their college degrees, career internships, financial education classes and family assistance.

Porter's duties aren't limited to off-field responsibilities. He has also taken a key role in helping develop the talents of the Saints' kick and punt returners, including 2002 Pro Bowl pick Michael Lewis.

Before coming to New Orleans, Porter served for three years on the Denver Broncos' coaching staff, starting in 1997 as an offensive assistant. He spent the 1996 season in the same capacity with the Tampa Bay Buccaneers.

Prior to his stint in Tampa Bay, Porter worked as a scout for National Football Scouting in 1995, where his main responsibility was assessing talent in the Ohio Valley region.

Porter has had previous NFL coaching experience with Buffalo (1991), New Orleans (1993) and Detroit (1994) through the league's Minority Coaching Fellowship Program. His first full-time experience came at his alma mater, Slippery Rock State, where he coached the running backs and special teams in 1990-91 before moving on to handle the same responsibilities at Kent State from 1992-93.

Porter played five years in the NFL with Detroit (1982), Baltimore (1983) and Buffalo (1987-90). He also played for the USFL's Memphis Showboats in 1985 and the CFL's Montreal Alouettes from 1986-87.

A member of the Slippery Rock Sports Hall of Fame, Porter was the first player ever drafted from the Division II school, chosen by Detroit in 1982, after leading the nation in rushing as a senior. He also played for the Rockets' baseball and track teams. In 1990, he put his baseball skills to use as a member of the Baltimore Orioles' AAA Rochester Red Wings. Porter holds a bachelor's degree in communications from Slippery Rock and a master's degree in athletic administration from Kent State.

A native of Sylacauga, Ala., Porter grew up in Baltimore, Md., where he was a three-sport standout at Milford Mill High School. He is a member of the Fellowship of Christian Athletes. Ricky and his wife, Carla, have two sons, Armani Vaniko and Otavio Vantaj.


COACHING STAFF



COACHING STAFF



COACHING STAFF



Jim HASLETT HEAD COACH

Coach Jim Haslett, who has led the club to 26 regular-season victories and the first playoff win in franchise history since being hired in early 2000, enters his fourth season as Head Coach of the New Orleans Saints. With the foundation of the team taking shape after three years of retooling the roster, Haslett enters 2003 already ranked second in winning percentage (.541) among all 13 coaches in team record books.

Observers predicted a lengthy rebuilding project when Haslett arrived, but he has ignored that timetable and the expectations surrounding the Saints have grown with his demanding standards. Haslett just keeps pushing forward, including signing a multi-year extension last August which keeps the strong-willed coach under contract with New Orleans through 2006, with options to extend.

To get his message across, he fosters teamwork while relying on intensity, a zeal for preparation and a dedication to the basics of blocking and tackling. In an NFL era where the makeup of a team can change dramatically each year because of free agency, Haslett's ability to rapidly create a winning atmosphere among those who were once football strangers ranks among his greatest strengths.

Though his focus remains firmly on the future, the Saints' successes over his first three seasons cannot be ignored. Despite having 10 new starters in 2002 the Saints posted a 9-7 record, including a pair of memorable victories over the Super Bowl XXXVII-Champion Tampa Bay Buccaneers. New Orleans led the NFC with a team-record 432 points, while the special teams also sparkled as one of the NFL's most opportunistic units.

Haslett's keen attention to detail and commitment to preparation are best reflected in the way New Orleans has performed on the road. The Saints are a stellar 16-8 in enemy stadiums since Haslett's arrival, despite the club having dropped the previous 14 away games before he was hired.

Haslett led New Orleans to the NFC West title and a playoff victory in 2000. The team put an exclamation point on an eventful season with a 31-28 triumph over the St. Louis Rams on Dec. 30, 2000 for the first playoff win in New Orleans. With that victory, Haslett had led the Saints to greater heights in his first season than the previous 12 head coaches in franchise history. Following that historic effort, Haslett was a unanimous selection for NFL Coach of the Year.

AtHomeOnTheRoad

Enemy stadiums have proven to be friendly confines for the Saints since Coach Jim Haslett arrived in 2000, as New Orleans has ranked as one of the NFL's toughest road teams.

TEAM	W	L	Pct.
1. Philadelphia Eagles	18	6	.750
2. NEW ORLEANS SAINTS	16	8	.667
2. Pittsburgh Steelers	16	8	.667
4. Oakland Raiders	15	9	.625
5. New York Jets	15	9	.625
5. Tennessee Titans	15	9	.609

FOR MORE INFO LOG ONTO

www.neworleanssaints.com

COACHINGSTAFF

Haslett's 26 regular-season victories ranks second in club history for a coach after his initial three years, trailing only Jim Mora's 29 wins from 1986-88. The Saints have been defined by an attacking defense and a hard-nosed offense during Haslett's tenure by posting 158 sacks over the last three seasons while averaging a robust 373 points.

A 19-year veteran of the NFL as a player and coach, Haslett was hired by New Orleans on Feb. 3, 2000. With the reputation as a player's coach who accepted little nonsense, Haslett's coaching star had been on the rise in league circles for years. He spent 1997-99 as the defensive coordinator for the Pittsburgh Steelers, where his aggressive blitzing schemes helped create one of the NFL's most dominant units. He tutored a defense that led Pittsburgh to the AFC Championship in 1997.

This is Haslett's second tour of duty in New Orleans. He spent two years with the Saints, first as the linebackers coach in 1995 followed by a one-year stint as the defensive coordinator

under Mora in 1996. In his first season as coordinator, New Orleans improved from 22nd to 13th in the NFL in defense.

From 1993-94, Haslett was the linebackers coach for the Los Angeles Raiders. In 1993, the Raiders posted a 10-6 record, while current Saints linebackers coach Winston Moss had one of the best seasons with a team-high 102 tackles.

From 1991-92, Haslett was the defensive coordinator for the Sacramento Surge of the World League. In 1992, the Surge won the WLAF title. Haslett opened his coaching career in 1988, handling linebackers at the University of Buffalo. A year later

he was promoted to defensive coordinator and served in that capacity for two years.

The bedrock of Haslett's coaching principles was forged during his stellar playing career. After being drafted out of Indiana University of Pennsylvania in the second round of the 1979 NFL Draft by the Buffalo Bills, Haslett was voted the Associated Press Defensive Rookie of the Year. He played eight seasons with the Bills – including earning All-Pro honors in 1981 – and finished his career in 1987 with the New York Jets.

Haslett played defensive end at IUP, where he was selected as an All-American. He enrolled at IUP and joined the football team as a walk-on, yet still set school records with 20 sacks and five fumble recoveries in a season. As a senior Haslett even took over the team's punting duties and averaged 41.5 yards per kick. His collegiate career was recognized with his induction into the College Football Hall of Fame in 2001.

Born Dec. 9, 1955, in Pittsburgh, Haslett and his wife, Beth, have two daughters, Kelsey and Elizabeth, and a son, Chase.

! worthnoting

Haslett has the second-highest winning percentage among the 13 head coaches in club history:

Coach	Seasons	Record	Pct.
Jim Mora	1986-96	93-74-0	.557
Jim Haslett	2000-	26-22-0	.541
Bum Phillips	1981-85	27-42-0	.391
Dick Nolan	1978-80	15-29-0	.341
John North	1973-75	11-23-0	.324
Mike Ditka	1997-99	15-33-0	.313
Tom Fears	1967-70	13-34-2	.286
Wade Phillips*	1985	1-3-0	.250
Dick Stanfel*	1980	1-3-0	.250
Hank Stram	1976-77	7-21-0	.250
J.D. Roberts	1970-72	7-25-3	.243
Ernie Hefferle*	1975	1-7-0	.125
Rick Venturi*	1996	1-7-0	.125

* indicates interim coach

**Records reflect regular season contests only.

Playoff games with the Saints: Jim Mora 0-4, Jim Haslett 1-1.

i jimhaslett



PLAYING CAREER

1975-78 Was a three-time All-American defensive end at Indiana University (Pa.) and the ECAC Division II Player of the Year as a senior. Inducted into College Football Hall of Fame in 2001.

1979 Drafted in second round (51st overall) by Buffalo Bills and converted to inside linebacker. In his first season, he started all 16 games and led the team with 131 tackles. Earns All-Rookie honors and named Associated Press Defensive Rookie of the Year.

1980 Recorded 125 tackles and two interceptions for the AFC Eastern Division Champion Bills. Earns All-AFC honors.

1981 Led Buffalo with 135 tackles as the Bills advanced to the AFC Divisional Playoffs.

1984 Rebounded from injuries in 1982-83 to post 144 tackles. Selected as a member of the Bills Silver Anniversary All-Time team.

1985 Recorded a career-high 170 tackles and picked off a Dan Marino pass vs. Miami in the finale, his first interception since 1980.

1987 Concludes final NFL season with the New York Jets, closes career with nearly 800 tackles and six interceptions.

COACHING CAREER

1988-90 Linebackers coach for the University of Buffalo in 1988, defensive coordinator in 1989 and 1990.

1991-92 Defensive coordinator for the Sacramento Surge of the World League, which won the WLAF Championship in 1992.

1993-94 Linebackers coach for the Los Angeles Raiders.


1995-96 Linebackers coach for the Saints in 1995, promoted to defensive coordinator in 1996.

1997-99 Defensive coordinator for the Pittsburgh Steelers, which advanced to the AFC Championship game in 1997.

2000 Named the 13th Head Coach of the Saints on Feb. 3. Led New Orleans to a 10-6 record, the NFC West title and the franchise's first playoff victory in his opening season. For his efforts, he was named NFL Coach of the Year by several media outlets.

FOR MORE INFO LOG ON TO

www.neworleanssaints.com



Mike McCarthy OFFENSIVE COORDINATOR

After just three seasons in New Orleans, Mike McCarthy has already logged more success than any offensive coordinator in club history. Known for creating innovative attacks with quick-strike potential as well as chain-moving power, McCarthy's offenses have improved each year while blazing a wide path through the Saints' all-time record books.

McCarthy has led an offensive revival in New Orleans by relying on an uncompromising attention to detail, skilled game-planning and a dedication to the principles of the West Coast offensive system. Since 2000, the Saints have emerged as one of the NFL's most explosive and consistent offenses. Last season, the team shattered club records by scoring 432 points and 49 touchdowns, both NFC-leading totals.

Those weren't the only new marks established by the offense last season, as McCarthy put the Saints' legion of playmakers in position to have success on a weekly basis. QB Aaron Brooks set a club record with 27 touchdown passes. WR Joe Horn posted a team-record six 100-yard receiving days – part of a record eight 100-yard games recorded by the wide receiver corps – while fellow WR Donte Stallworth hauled in eight touchdown grabs, more than any rookie in club history.

Setting new records and scoring points has been a familiar refrain for the Saints offense since McCarthy arrived. New Orleans finished 10th in the NFL in total offense in 2000 and 2001, marking the first time since 1979 that the club closed a season ranked among the NFL's top 10. Following the 2000 season, McCarthy was chosen as the NFC Assistant Coach of the Year by USA Today.

When McCarthy arrived in New Orleans, the Saints hadn't had a wide receiver reach 1,000 yards in eight years. But Horn has averaged over 1,300 yards the last three seasons, and in 2002 he teamed with Stallworth and Jerome Pathon to combine for 172 catches for 2,429 yards and 19 TDs. Also, upon McCarthy's hiring, the team hadn't had a running back post a 1,000-yard rushing season in a decade, but a Saints' running back has reached the mark in each of the last three seasons, including RB Deuce McAllister's conference-high 1,388 yards in 2002. That total included eight 100-yard performances, and his 13 rushing touchdowns tied a club record.

Brooks, who McCarthy first tutored as quarterbacks coach in Green Bay in 1999 during the passer's rookie season, has developed into one of the NFL's most dangerous young quarterbacks. In 37 career starts, Brooks has passed for over 250 yards 16 times and has tossed 62 touchdowns (already third all-time in team history). In 2000, Brooks stepped in for an injured Jeff Blake – who was off to one of the best seasons of his career – and passed for a team record 441 yards in one contest and rushed for 108 yards a few weeks later.

The success of both quarterbacks proves that McCarthy's system hasn't been held back by a constant influx of new personnel nor the efforts of opposing defenses, as the Saints have recorded nearly 16,000 yards of total offense since 2000, the highest three-year total in franchise history. In 2002, New Orleans joined the New York Giants as the only teams to have

a 3,500 yard passer, 1,300 yard rusher and 1,300 yard receiver.

But piling up impressive numbers is nothing new for offenses that McCarthy has been involved with, as he has emerged as one of the NFL's most promising young coaching minds. Though only 39, he has worked with some of the game's most accomplished coaches and players, with each helping shape McCarthy's offensive philosophy.

While coaching quarterbacks at Green Bay in 1999, the Packers ranked seventh in the NFL in passing and ninth overall in total offense, with quarterback Brett Favre passing for 4,091 yards.

McCarthy also spent six seasons with the Kansas City Chiefs, serving as quarterbacks coach for the last four years. As an offensive assistant in 1993-94, he worked closely with Hall of Fame quarterback Joe Montana. As QB coach from 1995-98, McCarthy's signal callers threw just 52 interceptions – the lowest total in the AFC during that period despite Kansas City using three starting quarterbacks over that span (Steve Bono, Rich Gannon and Elvis Grbac).

Before joining the Chiefs, McCarthy coached at the University of Pittsburgh from 1989-92 under head coach Paul Hackett, renowned as an innovator in West Coast offenses. McCarthy spent his first three years working with the quarterbacks before tutoring the wide receivers during his final season at the school. McCarthy's top pupil at Pittsburgh, NFL veteran QB Alex Van Pelt, broke Dan Marino's school records for career and single-season passing yards.

A collegiate tight end, McCarthy was an all-conference selection (1985-86) at Baker University (Kan.). McCarthy captained the school's 1986 team that finished as an NAIA Division II National runner-up. After his playing career, McCarthy joined the coaching staff at Fort Hays State (Kan.) as a graduate assistant from 1987-88.

The Pittsburgh, Pa., native was born Nov. 10, 1963, and has a daughter, Alexandra.

! worth noting

The Saints posted 432 points in 2002 under McCarthy's guidance, shattering the team's all-time, single-season scoring record:

	Year	Total	Average
1.	2002	432	27.0
2.	1987	422	26.3
3.	1989	386	24.1
4.	1979	370	23.1
5.	2000	354	22.1
6.	1994	348	21.7
7.	1991	341	21.3
8.	2001	333	20.8
9.	1992	330	20.6
10.	1983, 1995	319	19.9


The Saints were the NFC's highest scoring team in 2002:

Team	Points	Average
New Orleans Saints	432	27.0
Philadelphia Eagles	415	25.9
Atlanta Falcons	402	25.1
Green Bay Packers	398	24.8

PLAYING CAREER: Baker University 1985-86.

COACHING CAREER: Fort Hays State 1987-88, University of Pittsburgh 1989-92, Kansas City Chiefs 1993-98, Green Bay Packers 1999, New Orleans Saints 2000-.

COACHINGSTAFF



Rick VENTURI

DEFENSIVE COORDINATOR

For over two decades he has been a constant in NFL coaching circles, holding nearly every title in that span and earning a reputation among his peers as one of the game's top defensive strategists and teachers.

During his career, he has spent countless hours on practice fields, in meeting rooms, studying game film and pacing the sidelines, a work ethic that has kept defensive coordinator

Rick Venturi among the league's innovators during the steady evolution of defensive strategy.

In 2003, he enters his eighth season on the Saints' coaching staff and second as defensive coordinator. Venturi has earned the respect of players and fellow coaches by consistently cutting out the clutter and breaking every player's responsibilities down into their simplest form. He will rely on those skills again this season, as New Orleans could feature up to seven new starters on a youthful defense.

While working four new starters into the lineup in 2002, the Saints emerged as one of the NFL's most opportunistic defenses under Venturi's guidance. With 20 interceptions and 18 fumble recoveries, New Orleans tied for third in the league with 38 takeaways. Last year also signaled the emergence of rookie DE Charles Grant with seven sacks and young LB Sedrick Hodge, who posted a career-high 88 tackles.

Venturi was promoted to defensive coordinator after serving as the Saints' defensive backs coach from 2000-2001, a position he also held in 1998. Venturi had also held the title of assistant head coach since 1997. While he stopped serving in that capacity in 2002 to concentrate fully on the defense, the additional title was a reflection of the respect for Venturi held by Jim Haslett and the entire coaching staff.

In his final two seasons as a position coach prior to being elevated to coordinator, Venturi's secondary was one of the strengths of a unit that annually ranked among the league's toughest defenses. In 2001, CB Fred Thomas first emerged as a consistent starter before turning in the top performance of his career last season. In 2000, the Saints ranked 10th in the NFL in pass defense and ninth in the league with 20 interceptions.

Venturi first brought his expertise to the defensive backfield in 1998. That season, the Saints secondary scored five of a team-record nine defensive touchdowns while posting an NFC-high 21 interceptions.

In 1999, Venturi served as linebackers coach, the same position he held when he joined the Saints in 1996. In his first season in New Orleans, Venturi was elevated to head coach only eight games into the season and held the club together during a difficult period. With a new coaching staff in 1997, he was retained as linebackers coach and first took on the added duties of assistant head coach.

Prior to joining the Saints, Venturi spent two years with the Cleveland Browns, as secondary

COACHINGSTAFF

coach in 1994 and defensive coordinator/linebackers coach in 1995.

The first 12 seasons of Venturi's NFL coaching career were spent with the Colts. He joined Baltimore as an assistant in 1982 and remained with the club through 1993. He began the 1991 season as defensive coordinator/linebackers coach before taking over as interim head coach with 11 games remaining. He also served as defensive coordinator with the Colts in 1984 and 1992-93.

Venturi played quarterback and defensive back at Northwestern University, where he earned a dual degree in physical education and history and added a master's degree in education. His first coaching stop was at his alma mater in 1968.

From 1973-76, he was on the staff at Purdue before moving on to Illinois for the 1977 season. He returned to Northwestern in 1978, where he served as head coach for three years. In 1981, he got his first job at the professional level with the Hamilton Tiger-Cats of the Canadian Football League.

Off the field, Venturi enjoys riding motorcycles and owns three bikes. Born Feb. 23, 1946, in Taylorville, Ill., Venturi and his wife, Cheri, have a daughter, Marin, and a son, Jason.

PLAYING CAREER: Northwestern 1965-67.

COACHING CAREER: Northwestern 1968-72, Purdue 1973-76, Illinois 1977, Northwestern (head coach) 1978-80, Hamilton Tiger-Cats (CFL) 1981, Baltimore/Indianapolis Colts 1982-93 (head coach final 11 games of 1991), Cleveland Browns 1994-95, New Orleans Saints 1996- (head coach final 8 games of 1996).

! worthnoting



TAKEAWAY LEADERS: With 20 interceptions and 18 fumble recoveries in 2002, the Saints' defense under Venturi ranked among the NFL's best at taking the ball away from the opposition.

NFL TAKEAWAY LEADERS

Team	Takeaways
1. Green Bay Packers	45
2. Atlanta Falcons	39
3. NEW ORLEANS SAINTS	38
3. Philadelphia Eagles	38
3. Tampa Bay Buccaneers	38

! worthnoting



Origin Of The Fleur de Lis

The Fleur de Lis, the emblem most closely associated with the New Orleans Saints and worn on the team's helmets, is a symbol from the Court of Louis XIV. A French word that stands for "Flower of the Lily," the Fleur de Lis is also a symbol for the City of New Orleans.

The Fleur de Lis was adopted during the French occupation of Louisiana from 1682-1762. Traditionally, it has been used to represent French royalty, and in that sense, it is said to signify perfection, life and light.

Due to its three petals, the Fleur de Lis has also been used to represent the Holy Trinity.



COACHING STAFF

ORGANIZATION


PLAYERS

REVIEW

RECORDS

HISTORY

SPECIFICS



Hubbard ALEXANDER WIDE RECEIVERS

Perhaps no assistant coach has developed and tutored more outstanding wide receivers than Hubbard Alexander, who has worked with a fleet of heralded pass-catchers over the last 14 NFL seasons that have ranked among the best in the league.

Over the last three seasons Alexander has molded the Saints' wide receiver corps into one of the league's most productive units. But with Alexander's track record it should have been expected. Four players under his guidance – the Saints' Joe


Horn, Minnesota's Cris Carter and Randy Moss and Michael Irvin of Dallas – have combined for 11 Pro Bowl invitations. In 2002, the Saints' wide receivers produced a club-record eight 100-yard games (Horn had six, with Donte' Stallworth and Michael Lewis adding one each). The top three wideouts, Horn, Jerome Pathon and Stallworth, combined for 172 catches for 2,429 yards and 19 TDs. Stallworth set a club record for rookies with eight TDs.

With Minnesota in 1999, both Moss and Carter were voted to the Pro Bowl, with Moss leading the NFC in yards (1,413) and Carter finishing second in catches (90). In 1998, the tandem set an NFL record with 29 TD grabs. Alexander spent nine seasons (1989-97) with the Cowboys, tutoring Irvin to five Pro Bowls (1991-95). Alexander coached for 10 seasons (1979-88) at the University of Miami and won National Championships in 1983 and 1987.

A three-year starter at the center at Tennessee State, Alexander earned All-America honors as a senior and was signed as a free agent by the Cowboys. Born Feb. 14, 1939, Hubbard and his wife, Gloria, have three sons: Todd, Chad, and Bard.

PLAYING CAREER: Tennessee State 1958-61.

COACHING CAREER: Tennessee State 1962-63, Vanderbilt 1974-78, Miami (Fla.) 1979-88, Dallas Cowboys 1989-97, Minnesota Vikings 1998-99, New Orleans Saints 2000-.



Dave ATKINS RUNNING BACKS

Starting in 1990, a long decade went by in New Orleans without a 1,000-yard rusher. Running backs coach Dave Atkins arrived in 2000 and the Saints have had a back reach the milestone each year since. It marks the first time in club history that New Orleans has had a player achieve the feat for three-straight seasons.

Last season signaled the emergence of RB Deuce McAllister, who led the NFC with 1,388 yards, posted eight 100-yard

COACHING STAFF

ORGANIZATION

PLAYERS

REVIEW

RECORDS

HISTORY

SPECIFICS

performances and scored 16 TDs. McAllister was voted a starter in the Pro Bowl. In 2001, the Saints posted 1,712 rushing yards, and in 2000 New Orleans ranked eighth in the NFL in rushing with 2,068 yards, the highest the club has ranked since finishing third in 1987.

Atkins served in the same capacity with the Saints in 1996. Prior to joining Haslett's staff, Atkins served as tight ends coach of the Vikings from 1997-99. He also brings offensive coordinator experience, serving in that capacity for Arizona (1994-95). In 1993, Atkins joined New England as running backs coach and he broke into the NFL with Philadelphia in 1986 and coached running backs (1986-90), special teams (1991), and tight ends (1992).

After playing three years of pro football, Atkins started his coaching career at his alma mater, Texas-El Paso, in 1979. He worked with the running backs and the kicking game at UTEP before going to San Diego State in 1981, where he spent the next five years. Born May 18, 1949, Atkins and his wife, Cynthia, have a son, Dave Jr., and a daughter, Jasmine.

PLAYING CAREER: UTEP 1970-71, San Francisco 49ers 1973, Honolulu Hawaiians (WFL) 1974, San Diego Chargers 1975.

COACHING CAREER: Texas-El Paso 1979-80, San Diego State 1981-85, Philadelphia 1986-92, New England 1993, Arizona 1994-95, New Orleans 1996, Minnesota 1997-99, New Orleans 2000-.



Joe BAKER SECONDARY

Recently promoted to secondary coach, Joe Baker is entering his fourth season in New Orleans. He spent 2002 as the Saints' secondary assistant and his first two seasons assisting both the secondary and special teams. In his new position, Baker is responsible for tutoring the team's safeties and coordinating the efforts of the entire secondary.

In 2002, the Saints' defensive backs posted 17 of the club's 20 interceptions and also recovered five fumbles. In 2001, the Saints special teams made positive strides in several categories as Baker assisted special teams coach Al Everest. In 2000, Baker's first season with the Saints, the special teams units improved in almost every area and the secondary jumped to 10th in the NFL in pass defense.

Baker spent 1999 coaching linebackers and special teams at Wisconsin. He served from 1995-98 with the Jacksonville Jaguars as assistant special teams coach and administrative assistant to Coach Tom Coughlin. In 1995, Baker served as the Jaguars' manager of football operations.

A wide receiver at Princeton, Baker graduated in 1991, and that year was named the player personnel coordinator for the World League's Birmingham Fire. He served as a scout for the World League until joining the coaching staff at Samford University in 1993. Born June 29, 1969 in Glen Ridge, N.J., Baker and his wife, Jill, have a daughter, Mia.

PLAYING CAREER: Princeton 1988-91.

COACHING CAREER: East Stroudsburg (Pa.) State 1991, Birmingham Fire 1992, Samford 1993, Jacksonville Jaguars 1994-98, Wisconsin 1999, New Orleans Saints 2000-.

FOR MORE INFO LOG ON TO

www.neworleanssaints.com

COACHING STAFF

ORGANIZATION

PLAYERS

REVIEW

RECORDS

HISTORY

SPECIFICS




Greg BROWN SECONDARY/CORNERBACKS

A 13-year NFL coaching veteran, Greg Brown enters his second season with the Saints and first as secondary/corner-backs coach. He was promoted after spending 2002 as defensive assistant and will be responsible for tutoring the cornerbacks. Before coming to New Orleans, Brown spent two years coaching the secondary at Atlanta. He served as defensive backs coach for San Francisco in 1999 and spent 1997-98 as secondary coach of the Tennessee Oilers.

From 1995-96, Brown was secondary coach at San Diego. In 1994, he had his first stint with Atlanta as defensive backs coach and the Falcons ranked second in the NFL with 23 interceptions. Brown's NFL coaching career began in 1984, when he was defensive quality control assistant at Tampa Bay. He assisted on offense in 1985 and served as tight ends coach in 1986.

Brown served on three college staffs as secondary coach: Wyoming (1987-88), Purdue (1989-90) and Colorado (1991-93). His coaching career began as a graduate assistant at Texas-El Paso in 1980. A native of Denver, Colo., Brown lettered twice as a defensive back at UTEP and graduated in 1980. He and his wife, Stacie, have two daughters, Hannah and Grace.

PLAYING CAREER: Glendale (Ariz.) CC 1976-77, UTEP 1978-79
COACHING CAREER: Denver Gold (USFL) 1983-84, Tampa Bay 1984-86, Wyoming 1987-88, Purdue 1989-90, Colorado 1991-93, Atlanta 1994, San Diego 1995-96, Tennessee 1997-98, San Francisco 1999, Atlanta 2000-01, New Orleans 2002-.



John MISCIAGNA OFFENSIVE ASST./QUALITY CONTROL

A coaching veteran of nearly 30 years, John Misciagna is in his first season as offensive assistant/quality control. He worked four seasons (1997-2000) for the Detroit Lions as an offensive quality control coach and administrative assistant following five years in a similar role with San Diego.

He opened his coaching career at Indiana University of Penn. (1976-77), spent three seasons as a graduate assistant at Columbia and went to Maryland in 1979. He became the

Terrapins' recruiting coordinator in 1982, a position he held until 1988. Misciagna went to Georgia Tech in 1989 and served as director of football operations in 1991 before joining the Chargers in 1992. Born Dec. 11, 1954 in Brooklyn, N.Y., Misciagna earned a degree in English in 1976 from Dickinson College - where he was captain of the football and track teams - and received a master's degree from Indiana University of Pennsylvania in 1978.

PLAYING CAREER: Dickinson College, 1972-75.
COACHING CAREER: Indiana University (Pa.) 1976-77, Columbia 1977-79, Maryland 1979-88, Georgia Tech 1989-91, San Diego 1992-96, Detroit 1997-2000, New Orleans 2003 -.

COACHING STAFF

ORGANIZATION


PLAYERS

REVIEW

RECORDS

HISTORY

SPECIFICS




Sam CLANCY DEFENSIVE LINE

In the three years since Sam Clancy has arrived, the Saints have quickly built a tradition of top-notch defensive line play. This season, New Orleans will again feature a hard-nosed group in the trenches, with Clancy's experience and teaching skills supplying the leadership to a youthful unit.

The Saints defensive line has posted 107.5 sacks since 2000 under Clancy's guidance, including 29.5 in 2002. In 2001, the line helped the Saints rank seventh in the NFC vs. the run and recorded 29.5 sacks. In 2000, the Saints led the NFL with 66 sacks, 48.5 generated by the defensive front. Prior to coming to New Orleans, Clancy coached in NFL Europe for five seasons, and had an 11-year NFL playing career. He was drafted in the 11th round by the Seattle Seahawks in 1982. He played with Cleveland from 1985-88, and closed his career with Indianapolis from 1989-93. Clancy also played in the USFL in 1984-85.

Clancy did not play college football at Pittsburgh but was a four-year basketball letterman and a member of the 1979 U.S. gold medal team at the Pan American games. Clancy was a 1981 third-round pick of the NBA's Phoenix Suns, but opted for the NFL. Born May 29, 1958 in Pittsburgh, Pa., Clancy and his wife Terri, have three sons, Sam Jr., who just finished his rookie season as a forward for the NBA's Philadelphia 76ers, Samario, and Samarcus, a stepson, Evann, and a daughter, Samantha.

PLAYING CAREER: Seattle 1982-83, Pittsburgh (USFL) 1984, Memphis (USFL) 1985, Cleveland 1985-88, Indianapolis 1989-93.
COACHING CAREER: Barcelona (NFLE) 1995-99, New Orleans Saints 2000-.



Al EVEREST SPECIAL TEAMS

It was a memorable year for special teams coach Al Everest and his well-drilled legion of players, as the Saints featured perhaps the NFL's best special teams. The units had three touchdowns off returns, five blocked kicks and a forced interception while rushing a punt to score the game-winning touchdown at Tampa Bay in the opener.

But those were just a few of the special teams' accomplishments under Everest's direction. K John Carney posted the highest scoring total in club history with 130 points. Everest had developed the skills of Michael Lewis since early in 2001 and saw the speedy kick returner blossom last season when Lewis set an NFL record with 2,432 combined return yards and scored three touchdowns. The Saints' coverage units set a team record by allowing an average of 5.5 yards on 38 punt returns.

COACHING STAFF

Two members of the special teams earned Pro Bowl honors (Lewis and coverage ace Fred McAfee) and three players – McAfee (Week 1), Lewis (Week 6) and S Steve Gleason (Week 10) – were honored as NFC Special Teams Players of the Week. The accolades rolled in, including Everest being named NFL Special Teams Coach of the Year in a vote by his peers. And in the publication's annual ranking, *The Dallas Morning News* tabbed New Orleans as the league's No. 1 special teams units of 2002.

He brings 32 years of experience to his post, arriving in New Orleans in 2000 after four years in the same capacity with the Arizona Cardinals. Everest has a diverse background, holding coaching spots on both sides of the ball and around the globe. A two-year starter at free safety at SMU from 1970-71, Everest earned a master's degree from North Texas, and a Doctorate of Education from U.S. International. Born Aug. 22, 1950 in El Paso, Texas, Everest's father, Andy, served as an assistant with the Saints from 1981-85. Everest and his wife Melissa "Lee" have two daughters, Michelle Katherine, and Kaycee Fae.

PLAYING CAREER: SMU 1970-71.

COACHING CAREER: SMU 1972, North Texas 1973-74, Cameron (Okla.) 1974-75, American School (Mexico City) Foundation (head coach) 1976-80, Legnano (Italy) 1988-90, Pesaro (Italy) (head coach) 1991, Arkansas (PSFL) 1992, San Antonio (AFL) 1992, Legnano (Italy) 1993, Colony (Texas) HS (asst. coach) 1993-94, Birmingham (CFL) 1995, Arizona Cardinals 1996-99, New Orleans Saints 2000-.



Rock GULLICKSON STRENGTH & CONDITIONING

The Saints' conditioning is an important reason for the team's success over the last three seasons and a tribute to the work of strength & conditioning coach Rock Gullickson. His work in New Orleans has received notice from around the league, as Gullickson was presented the 2000 President's Award by the Professional Football Strength and Conditioning Coaches Society.

Gullickson came to the Saints in 2000 after spending 1998-99 at Louisville. Gullickson also served as the strength and conditioning coach at Texas from 1993-97 and worked in a similar capacity at Rutgers from 1990-92. A 1978 graduate of Moorhead State (Minn.), Gullickson remained at the school for a year as strength coach before moving to Mayville (N.D.) State for two seasons. In 1981, he was named strength coach and weight training instructor at South Dakota State. In 1982, he became the first full-time strength and conditioning coach in the Big Sky conference when he went to Montana State. Gullickson was the state of Montana power lifting champion from 1983-86 and he captured the Northwest U.S. Championship in 1985. Born April 11, 1955 in Moorhead, Minn., Gullickson is married (Terry).

PLAYING CAREER: Moorhead (Minn.) State 1974-77.

COACHING CAREER: Moorhead (Minn.) State 1978, Mayville (N.D.) State 1979-80, South Dakota State 1981, Montana State 1982-89, Rutgers 1990-92, Texas 1993-97, Louisville 1998-99, New Orleans Saints 2000-.

COACHING STAFF



John "Jack" HENRY OFFENSIVE LINE

He's been working with NFL offensive linemen for a decade, building a reputation as one of the league's most respected assistant coaches by stressing toughness, blocking technique, assignment responsibility and the value of working in unison.

Entering his fourth year in New Orleans, John "Jack" Henry is charged once again with forming a hard-nosed unit up front that sets an aggressive tone for the offense.

Henry will do so by again molding a group consisting of both returning veterans and a slew of newcomers into a cohesive unit. The line met that challenge in 2002, paving the way for Deuce McAllister to rush for an NFC-high 1,388 yards while the offense piled-up a franchise-record 432 points. Henry's offensive front has created holes for three-straight 1,000-yard rushers since 2000, a first in team record books.

In 2002, Henry tutored second-round pick LeCharles Bentley, guiding the rookie's transformation from college center to NFL guard. Bentley responded by being chosen All-Rookie by several media outlets, a testament to the player's effort and Henry's teachings. In 2003, the coach will insert new starter Wayne Gandy into the lineup at left tackle, while also developing promising draft picks Jon Stinchcomb and Montrae Holland.

Before joining Coach Jim Haslett's staff, Henry served as offensive line coach for the Detroit Lions from 1997-99. In Henry's first season in Detroit, the Lions boasted the NFL's No. 2 rushing offense, highlighted by Barry Sanders' 2,053 rushing yards. It is one of only four times in NFL history that a running back reached the 2,000 yard mark.

A coaching veteran of over 30 years, Henry spent 1996 as offensive line coach for the San Diego Chargers. His first NFL coaching assignment was tutoring the Pittsburgh Steelers offensive line under Hall of Fame coach Chuck Noll in 1990-91.

Henry previously served as the assistant director of athletics, associate head football coach and offensive coordinator at his alma mater, Indiana University of Pennsylvania (IUP) from 1986-89. He was inducted into IUP's Athletic Hall of Fame in 1997. Henry who began his collegiate playing career as a linebacker at Penn State from 1964-65, played guard for IUP in 1967-68 before graduating in 1969.

Henry is a native of Houston, Pa. He and his wife, Carol, have two children: Chad, an area scout for the Detroit Lions, and Jacqueline, a recent graduate of the University of New Orleans now enrolled in the school's master's program.


PLAYING CAREER: Penn State 1964-65, Indiana University (Pa.) 1967-68.

COACHING CAREER: West Virginia 1970, Edinboro (Pa.) 1973, Louisville 1974, Millersville (Pa.) 1975-76, Southern Illinois 1977, West Virginia 1978-79, Appalachian State 1980, Wake Forest 1981-85, Indiana University (Pa.) 1986-89, Pittsburgh Steelers 1990-91, University of Pittsburgh 1993-95, San Diego Chargers 1996, Detroit Lions 1997-99, New Orleans Saints 2000-.

FOR MORE INFO LOG ON TO

www.neworleanssaints.com

COACHINGSTAFF



Ty KNOTT

DEFENSIVE ASST/ QUALITY CONTROL

After serving as an offensive assistant/quarterbacks coach for the Jacksonville Jaguars in 2002, Ty Knott brings his diverse skills to the Saints this season as defensive assistant. In his position, Knott will be responsible for assisting the coaching staff with all facets of game preparation. Knott will also work as an assistant to linebackers coach Winston Moss.


Prior to joining the NFL in 2002, Knott coached at Greenville (Ill.) College, where he was the defensive coordinator and recruiting coordinator. He had a minority fellowship coaching wide receivers with the Detroit Lions in 2001 and earned a similar post with the Washington Redskins in 1998.

Knott has served on coaching staffs at Mt. San Antonio Junior College (Calif.) in 2000, Indiana University (1997-99) and Whittier (Calif.) College in 1994-95. He began his coaching career in 1992 at Ashland (Ore.) High School. In 1996, he served as a juvenile probation officer in Medford, Ore., and in 1993 he was a counselor at Leroy Boys Home in La Verne, Calif.

Knott was a strong safety at Oregon Tech in 1988 after playing junior college football at Mt. San Antonio J.C. He received a bachelor's degree at Southern Oregon State and earned a master's degree at Indiana.

Born Dec. 9, 1965 in Los Angeles, Knott and his wife, Brandi, have two sons, Gavin and Reece.

PLAYING CAREER: Mt. San Antonio (Calif.) JC 1986-87; Oregon Tech, 1988.
COACHING CAREER: Ashland (Ore.) H.S. 1992; Whittier (Calif.) 1994-95; Washington Redskins 1998; Indiana 1997-99; Mt. San Antonio (Calif.) 2000; Detroit Lions 2001; Greenville (Ill.) 2001; Jacksonville Jaguars, 2002; New Orleans Saints, 2003-.



Danny LANGSDORF

ASSISTANT WIDE RECEIVERS

Danny Langsdorf enters his first season as assistant wide receivers coach after spending 2002 as offensive assistant/quality control coach for the Saints. In his new position, Langsdorf will work with coach Hubbard Alexander in tutoring the team's wide receiver corps.

Prior to coming to New Orleans, Langsdorf spent three seasons with the CFL Edmonton Eskimos, serving as

COACHINGSTAFF

offensive coordinator/quarterbacks coach from 2000-2001 after coaching the wide receivers in 1999.


He arrived in Edmonton after a stint at Oregon State University, where he was a graduate assistant/tight ends coach in 1997-98. In 1996, Langsdorf was the quarterbacks coach at California Lutheran University.

A Fargo, N.D. native, Langsdorf played quarterback at Boise State from 1991-93, where he earned conference All-Academic honors as a sophomore. The next year he transferred to Linfield College (McMinnville, Ore.), where he was the starting quarterback from 1994-95, earning all-conference honors as well as a degree in exercise science.

Langsdorf's father Ed, is a scout with the San Diego Chargers. Danny and his wife, Michele, reside in New Orleans.

PLAYING CAREER: Boise State 1991-93, Linfield College 1994-95, Deggendorf Black Hawks (Germany) 1996.

COACHING CAREER: Cal-Lutheran 1996, Oregon State 1997-98, Edmonton Eskimos (CFL) 1999-2001, New Orleans Saints 2002-.



Winston MOSS

LINEBACKERS

A standout linebacker in the NFL for 11 years whose rugged playing career was defined by leadership, consistency and toughness, Winston Moss tutors the Saints' linebacker corps relying on those same principles.

It's his third year at the position and fourth in New Orleans, as he opened his coaching tenure with the club as defensive assistant/quality control coach and was promoted to his current post near the end of 2000.

Last season, both veteran and inexperienced linebackers distinguished themselves under Moss' guidance. In his 10th season, Darrin Smith posted a career-high 123 tackles and added 3.5 sacks. And in his first year as a starter, Sedrick Hodge established himself at the other outside spot by ranking fifth on the squad with 88 tackles and recording eight passes defended. In 2003, Moss will integrate the diverse talents of Derrick Rodgers, James Allen, free-agent acquisition Orlando Ruff and third-round pick Cie Grant into the unit.

Since taking over the position following the departure of John Bunting to become the head coach at the University of North Carolina during the 2000 season, Moss has been building a tradition of fine linebacker play within the New Orleans defense. In 2001, his first full year on the job, the Saints' linebacker corps posted a combined 17 sacks and featured three of the club's top six tacklers. Moss started his coaching career in 1998 as the defensive quality control coach for the Seattle Seahawks.

Moss played with the Seahawks from 1995-97. His NFL career also included stops with the Tampa Bay Buccaneers (1987-90) and the Los Angeles Raiders (1991-94). While with the

FOR MORE INFO LOG ON TO

www.neworleanssaints.com

COACHINGSTAFF

Raiders in 1993, Saints' head coach Jim Haslett was Moss' position coach. Moss led the Raiders with 102 tackles that season and was elected the 1993 Raiders recipient of the Ed Block Courage Award in a vote by his teammates.


During his 11-year career, Moss appeared in 155 games, started 146 contests and recorded 768 tackles, 20.5 sacks and five interceptions. He was a three-time defensive captain and a recipient of the 1996 NFL Players Association Unsung Hero Award.

Originally a second-round pick by the Buccaneers in 1987, Moss played his college football at the University of Miami (Fla.), where he was part of the Hurricanes' 1984 National Championship team.

Born Dec. 24, 1965 in Miami, Fla., Winston and his wife, Zolia, have three sons, Winston Jr., Robert and Marcus, and a daughter, Victoria.

PLAYING CAREER: Miami (Fla.) 1984-87, Tampa Bay Buccaneers 1987-90, Los Angeles Raiders 1991-94, Seattle Seahawks 1995-97.

COACHING CAREER: Seattle Seahawks 1998, New Orleans Saints 2000-.



Bob PALCIC TIGHT ENDS

By leading with a tireless work ethic, tight ends coach Bob Palcic has instilled a gritty dedication to doing things right in the players he has worked with since the start of his coaching career. That simple approach has consistently produced quality performances in those under Palcic's guidance over the last 30 years, a tradition that has continued in New Orleans.

In 2003, Palcic welcomes the talents of top free-agent acquisition Ernie Conwell to his stable of tight ends. The standout from St. Louis only adds to a talented group that includes the dependable work of veterans David Sloan and Walter Rasby and the developing skills of Boo Williams. The combination of those four players is expected to make the position an integral part of the Saints' offensive attack.

Palcic is entering his fourth season with the Saints. He arrived in New Orleans in 2000 after serving as the offensive line coach of the Cleveland Browns in 1999. He coached tight ends for the Detroit Lions in 1997-98, where Palcic first worked with Sloan. Prior to his stay in Detroit, Palcic was the offensive line coach of the Atlanta Falcons (1994-96).

Before joining the NFL ranks, Palcic helped guide UCLA to a Rose Bowl berth in 1993, where he tutored present Baltimore Ravens All-Pro tackle Jonathan Ogden. He spent 1992 at Southern California, where he coached All-American tackle Tony Boselli.

His two years in Los Angeles followed a six-year stint (1986-91) at Ohio State. The Buckeyes captured a share of the Big Ten title in Palcic's first year in Columbus. He coached the offensive line at Arizona for two seasons (1984-85) before joining the Ohio State staff.

COACHINGSTAFF


In addition to his college and NFL coaching tenures, Palcic coached in the Canadian Football League for two seasons (1982-83). In that span the Argonauts appeared in two Grey Cup Championships and won the title in 1983.

Palcic began his coaching career at his alma mater, Dayton, in 1974. He coached Dayton's defensive ends and offensive linemen for two years (1974-75) before moving on to Ball State (1976-77). In his first year at Ball State, the Cardinals won the Mid-American Conference Championship. In 1978, Palcic began a four-year stint as the offensive line coach at Wisconsin, a position he held until moving on to Toronto. Palcic played linebacker at Dayton from 1968-70.

Born July 2, 1948 in Gowanda, N.Y., Palcic and his wife, Theresa, have three children: Joe, currently an assistant coach at the University of Miami (Ohio), Amy, an assistant in the Cleveland Browns public relations department, and Monica, who is married to Philadelphia Eagles LB Mark Simoneau.

PLAYING CAREER: Dayton 1968-70.

COACHING CAREER: Dayton 1974-75, Ball State 1976-77, Wisconsin 1978-81, Toronto Argonauts (CFL) 1982-83, University of Arizona 1984-85, Ohio State 1986-91, Southern California 1992, UCLA 1993, Atlanta Falcons 1994-96, Detroit Lions 1997-98, Cleveland Browns 1999, New Orleans Saints 2000-.



Jerry PALMIERI ASSISTANT STRENGTH & CONDITIONING

Bringing over 20 years of expertise in all facets of fitness training, Jerry Palmieri joined the Saints coaching staff this year as the assistant strength and conditioning coach under Rock Gullickson. Palmieri comes to New Orleans after spending the past eight seasons as the strength and conditioning coach of the Jacksonville Jaguars.

During Palmieri's tenure in Jacksonville, he was honored by the Professional Strength and Conditioning Coaches Society as the 1999 Coach of the Year for his contributions to the profession.

Palmieri joined the Jaguars in 1995 after having served as director of strength and conditioning operations at Boston College since 1993. Prior to his stint at Boston College, Palmieri spent six years overseeing the strength and conditioning program at Kansas State. He began his career as a strength coach in 1982 at North Carolina, followed by three years at Oklahoma State.

In addition to his coaching experience, Palmieri has taught physical education classes and written articles about strength and conditioning for national publications. He has also produced videos on strength and speed training and is active with the Fellowship of Christian Athletes.


A 1980 graduate of Montclair State, Palmieri received a master's degree in exercise physiology

COACHINGSTAFF

from the University of North Carolina in 1984. He is a three-time Golden Gloves Champion (1976-78) and competed in international competition as a member of the 1978 and 1979 USA Boxing teams.

Born Oct. 30, 1958, in Englewood, N.J., Jerry and his wife, Ellen, have a son, Tony, and a daughter, Annamarie.

COACHING CAREER: North Carolina 1982-83, Oklahoma State 1984-87, Kansas State 1987-93, Boston College 1993-94, Jacksonville Jaguars 1995-2002, New Orleans Saints 2003.



Mike SHEPPARD
QUARTERBACKS

Now entering his 11th NFL season, Mike Sheppard only strengthened his reputation as one of the league's finest teachers of quarterbacks in 2002, his first year in New Orleans. Under his guidance, QB Aaron Brooks threw a franchise-record 27 touchdowns and posted the highest full-season passer rating of his career. Respected in coaching circles for his expertise and communication skills, Sheppard further developed all of the club's quarterbacks

by instilling a commitment to fundamentals and confidence in the pocket.

Brooks had a banner year in 2002 while taking a step forward as one of the league's elite passers, recording the fifth-highest total in club record books with 3,572 passing yards while leading an offense that set a club-record with an NFC-high 432 points.

Before coming to New Orleans, Sheppard spent the 2001 season as the offensive coordinator of the Buffalo Bills. Under his guidance the Bills finished 13th in the NFL in total offense.

Sheppard spent 1999-2000 as the quarterbacks coach with the Seattle Seahawks under head coach Mike Holmgren. Twice in 1999 under Sheppard's tutelage, QB Jon Kitna earned AFC Offensive Player of the Week honors. Prior to arriving in Seattle, Sheppard served two seasons (1997-98) as the offensive coordinator for the San Diego Chargers under head coach Kevin Gilbride.

Sheppard spent the 1996 season as wide receivers coach with the Baltimore Ravens and was given the play-calling duties under head coach Ted Marchibroda for an offense that finished third overall in the NFL. Sheppard first entered the NFL with the Cleveland Browns in 1993 as the tight ends coach before tutoring the wide receivers from 1994-95.

Prior to joining the NFL, Sheppard served one year as the offensive coordinator/quarterbacks coach at the University of California in 1992. Before his stint at Cal, he spent eight years as a college head coach at New Mexico (1987-91) and Long Beach State (1984-

COACHINGSTAFF

86). Sheppard has also spent time coaching at Kansas, Idaho State, BYU, Cal Lutheran and U.S. International.

A native of Tulsa, Okla., Sheppard earned his bachelor's degree from California Lutheran University in 1973, as well as a teaching credential in 1975. He received his master's degree in 1982 from BYU. Mike and his wife, Cathie, have four children – Chrissi, Brian, Shelby and Macall.

PLAYING CAREER: Cal Lutheran 1969-72.

COACHING CAREER: Cal Lutheran 1974-76, Brigham Young 1977-78, U.S. International 1979, Idaho State 1980-81, Long Beach State 1982, Kansas 1983, Long Beach State 1984-86, New Mexico 1987-91, California 1992, Cleveland Browns 1993-95, Baltimore Ravens 1996, San Diego Chargers 1997-98, Seattle Seahawks 1999-2000, Buffalo Bills 2001, New Orleans Saints 2002-.

CoachingAdministrativeStaff.



JOE ALLEY

Defensive Assistant/
Special Projects



JOHN "CHIP" BEAKE

Offensive
Administrative Asst./
Quality Control



SONDRA EGAN

Administrative Asst.
to the Head Coach

! worthnoting

Most Touchdown Passes In Club History

Quarterback	No.	Years
1. Archie Manning	175	1971-75, 77-82
2. Bobby Hebert	85	1985-89, 91-92
3. Aaron Brooks	62	2000-
4. Jim Everett	60	1994-96

Saints Single-Season Leaders In Total Offense

Player, Year	Passing	Rushing	Total
1. Aaron Brooks, 2001	3,832	358	4,190
2. Jim Everett, 1995	3,970	42	4,012
3. Jim Everett, 1994	3,855	35	3,890
4. Aaron Brooks, 2002	3,572	256	3,828

Saints Making A Difference

While the New Orleans Saints have been a leader in the community since Tom Benson assumed control of the franchise, the last two years have signaled a renewed commitment by the club toward becoming charity-minded in nearly every endeavor of the organization. Those efforts were sparked by Benson's unprecedented goal of giving back \$50 million over the next decade.

With the lofty mark that Benson established in mind, all donation efforts for the organization have been centralized in a comprehensive tracking system by the Community Affairs Department. The club substantially increased player participation in the


region by utilizing its two greatest resources:

volunteerism and financial support. Since implementing this system of giving funds, goods and services, the Saints have provided well over \$5 million to the Greater New Orleans and the Gulf South community.

There is a strong feeling of responsibility toward the community that resonates throughout the club. This is an organization that prides itself on giving back. And it isn't just an emotional plea – the Saints consistently step forward with the resources necessary to make a difference.

But aside from simply possessing a desire to make an impact in the greater New Orleans and Gulf South community, the Saints organization acts upon those intentions and moves to make its community a better place each and every day. Whether through financial support, charitable appearances or just lending an oversized helping hand, the New Orleans Saints are there.

The Saints have made a concerted effort to improve their visibility in the community with a hands-on approach toward philanthropic involvement. These efforts were sparked by more than a desire to be seen – the Saints have focused on making a positive, lasting impact. All involved with the club understand that our children represent our community's hope for the future and the Saints are stressing the importance of education and positive lifestyle choices. The team has targeted youth programs and education as the primary impact areas in giving back to New Orleans and



the entire Gulf South region.


A Saints' player visits a New Orleans area school each week during the regular season to stress the importance of education to students as part of the club's literacy program. The club also works to help youth-oriented charities such as Big Brothers/Big Sisters, the New Orleans Police Department's "C.O.P.S. for Kids" program, the NFL Youth Education Town Center and Angels' Place. During the NFL's 17-week regular season, more than 200 charitable appearances were made by Saints players and staff.

Included in that number were weekly player visits to Children's Hospital of New Orleans, where the Saints contributed more than \$125,000 in donations to the hospital and its patients last year. Starbright World – a widely-recognized computer video conference program – unites other NFL teams in charity as patients and players from New Orleans chat in cyberspace with their counterparts from children's hospitals in other NFL cities. The Saints pioneered this program and it has since been implemented in many cities across the league.

The Saints also reach out to thousands of youngsters each year through programs like the Gatorade Junior Training Camp, Saints Experience and the Outback Steakhouse Tackle Football Program. The club is highly involved with the NFL's Junior Player Development Program in New Orleans Public Schools, and supports all of the league's youth initiatives. As part of the National Football Foundation's "Play It Smart" program, the Saints also placed an "academic coach" in a local, inner-city high school to help its football team excel in academics, just as on the field.

And while supporting youth and education is the club's chief focus in the community, the Saints haven't limited their resources. In 2002 the team hosted the first-ever "Taste of the Saints" gala to benefit Second Harvests Food Bank – raising more than \$10,000. The club also made a \$150,000 donation to the United Way through a player and staff campaign.

Saints players also provide hundreds of unfortunate families a holiday dinner with all the trimmings as part of the team's annual Thanksgiving benefit. In addition, more than 20 players took unfortunate families on holiday shopping sprees at their own expense. These events were organized by the Saints Community Affairs Dept., as was an NFL Community Quarterback banquet. At this event, \$25,000 in grant money was awarded to charitable organizations supported by volunteers that were recognized as "community quarterbacks."



WHAT TO LOOK FOR 2003

ORGANIZATION

PLAYERS

REVIEW

RECORDS

HISTORY

SPECIFICS

QB Aaron Brooks

- Brooks needs 2,368 passing yards to move into third in club history, surpassing QB Jim Everett, 1994-96 (10,622). Brooks has passed for 8,918 yards in New Orleans. QB Bobby Hebert (1985-89, 91-92) ranks second in team annals with 14,630 passing yards.
- Brooks has notched 16 250-yard passing games and needs five more to pass Everett (18), Bobby Hebert, 1985-89, 91-92 (18), and Archie Manning, 1971-75, 77-82 (20) for first in team history.
- After three seasons, Brooks has already thrown 62 touchdown passes. He needs 24 to pass Hebert (85) for second all-time.
- Brooks needs 1,082 passing yards this season to reach 10,000 yards for his career.

K John Carney

- Carney needs 76 points to surpass the 288 posted by WR Eric Martin, (1985-93) (288) and the 318 recorded by RB Dalton Hilliard (1986-93) to move into third all-time in scoring. Carney has scored 243 points in New Orleans.
- Carney has 321 field goals in his NFL career and needs 32 to pass K George Blanda (335), K Al Del Greco (347), and K Eddie Murray (352) to move into sixth all-time in league history.
- Carney has successfully kicked at least one field goal in 12-straight games. He needs to kick at least one in nine consecutive contests to surpass the team record held by K Morten Andersen (10/25/87 - 11/6/88), who kicked field goals in 20 straight games.

CB Dale Carter

- If Carter plays in all 16 games this season, he will reach 150.
- Carter needs one interception to post the 25th of his NFL career.

TE Ernie Conwell

- If Conwell plays in all 16 games this season, he will reach 100 for his career.

T Wayne Gandy

- Gandy must appear in seven games this season to reach 150 for his career, and he must open 14 contests to reach 150 starts.

WR Joe Horn

- Horn needs 959 receiving yards to pass WR Danny Abramowicz, 1967-72 (4,875), for second in team history. Horn has 3,917 yards receiving in his Saints' career.
- With 15 100-yard receiving games, Horn needs to reach the milestone four times to surpass Martin (18) for first in club history.
- Horn has 265 receptions in his Saints'

career and needs 45 to move past WR Quinn Early's 270 (1991-95), the 284 by RB Tony Galbreath (1976-80) and the 309 posted by Abramowicz to move into second in club record books.

- If Horn has 14 touchdown receptions in 2003, he will surpass Early (25), TE Henry Childs, 27 (1974-80), and Abramowicz (37) to move into second all-time. Horn has 24 receiving touchdowns after three seasons in New Orleans.

WR Michael Lewis

- With 2,569 kickoff return yards, Lewis needs 268 to surpass Mauti (2,836) to move into second all-time.
- Lewis has returned two kickoffs for touchdowns and needs two to surpass Tyrone Hughes, 1993-96 (three), to move into first all-time.
- Lewis has 706 punt return yards and needs 355 yards move past both WR Jeff Groth's 887 (1981-84) and the 1,060 posted by CB Tyrone Hughes (1,060) to move into first in club history.
- Lewis has 160 combined kickoff and punt returns and needs 40 to surpass Mauti (199) and move into second all-time.
- Lewis needs 172 combined kickoff and punt return yards to pass Mauti (3,446) and move into second all-time. Lewis has 3,275 combined punt and kickoff return yards.

RB Fred McAfee

- McAfee needs to play in one game to reach 150 for his career.

RB Deuce McAllister

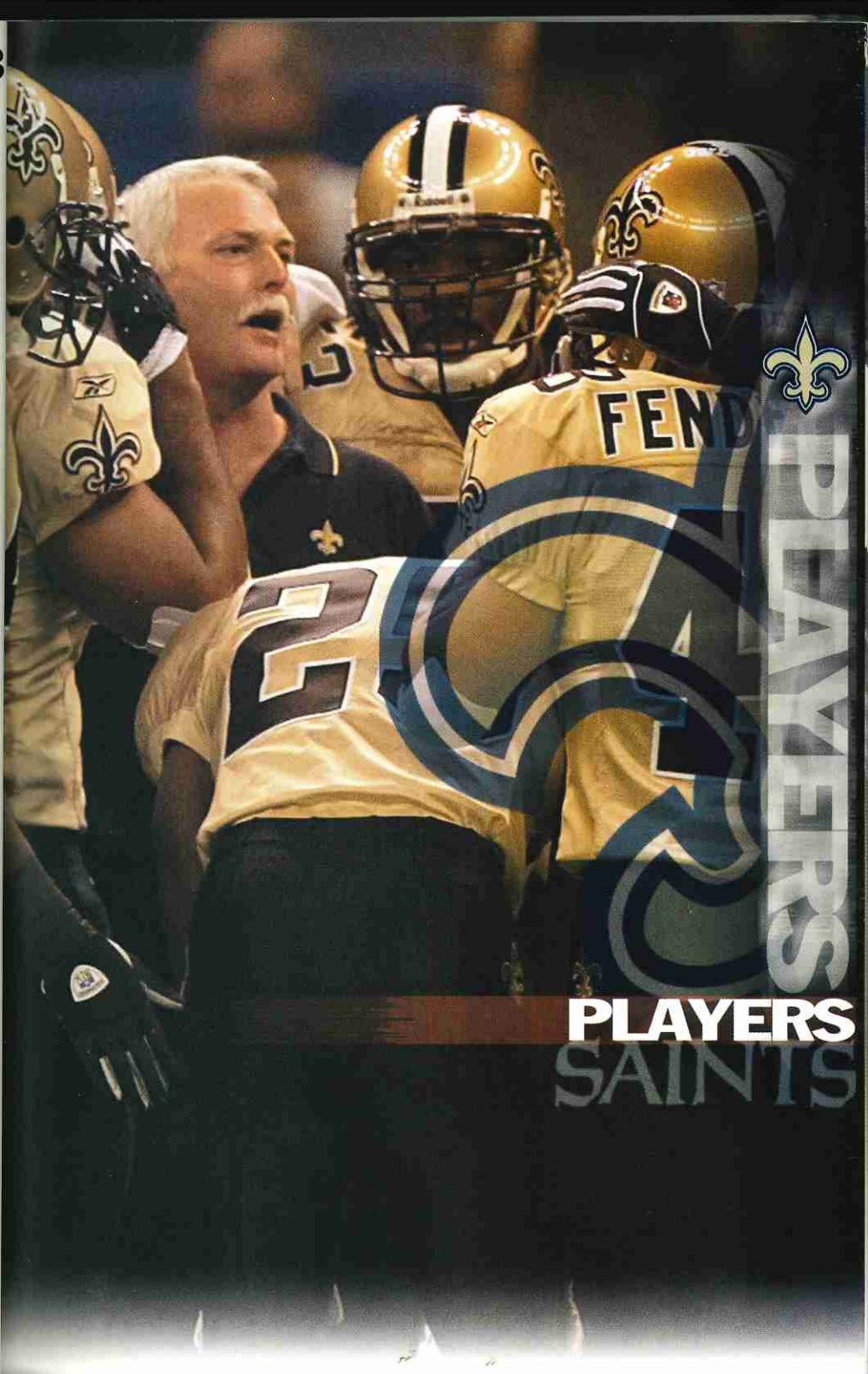
- McAllister has eight 100-yard rushing games and needs nine to pass Rueben Mayes, 1986-88, 90 (11), Ricky Williams, 1999-2001 (12), and George Rogers, 1981-84 (16), to move into first all-time.
- McAllister has 14 rushing touchdowns in his career and needs 15 to surpass Williams (16), Wayne Wilson, 1979-86 (16), Manning (18), Mario Bates, 1994-97 (21), Rogers (23), Mayes (23), Galbreath (27), and Chuck Muncie, 1976-80 (28), to move into second all-time.
- McAllister has 18 touchdowns and needs 20 to surpass Muncie (29), Galbreath (33), and Abramowicz (37) to move into third all-time.

LB Darrin Smith

- Smith needs to play in 12 games to reach 150 in his career.

CB Fred Thomas

- Thomas needs to play in 13 games to reach 100 in his career.



PLAYERS



**James
ALLEN**

50

LB

HEIGHT: 6-2 **WEIGHT:** 240
COLLEGE: Oregon State
JOINED SAINTS: D3-02
NFL EXPERIENCE: 2nd Season
BIRTHDATE: 11/11/79

NFL CAREER – A third-round draft choice in 2002, Allen was a sparkling addition on special teams as a rookie as he mastered the assignments at linebacker. Allen posted 17 special teams tackles last season (13 solo), forced a fumble and had an interception.

CAREER TRANSACTIONS – Drafted in the third round of the 2002 NFL Draft by the Saints; Agreed to terms with New Orleans, 7/22/02.

! playernotes



Speedy defender expected to battle for starting spot in his second season after his aggressive play made an impact on special teams during his rookie campaign.

Scored the game-winning touchdown in overtime of his first NFL game, hauling in an interception in the end zone of last year's opener at Tampa Bay.

Started finale vs. Carolina and posted six tackles.

Three-year fixture at outside linebacker during career at Oregon State, where he was regarded as one of the premier defensive players in the Pac-10.

SAINTS MAKING A DIFFERENCE: In addition to being extremely active in visiting with local fan clubs, Allen also helped the club raise more than \$10,000 for Second Harvesters Food Bank by taking part in the club's "Taste of the Saints" fundraiser.

2002 – Played in 14 games, starting one at LOLB and recording 10 tackles (seven solo), an interception, a pass defended, 17 special teams tackles and a special teams forced fumble ...In his NFL debut at Tampa, Sept. 8, Allen's interception of P Tom Tupa gave the Saints a 26-20 win in overtime...Recorded two special teams tackles vs. Green Bay, Sept. 15...Departed game in second quarter at Chicago, Sept. 22, with left knee injury and was declared inactive for the next two games while he recovered...Posted one assisted tackle, one solo special teams tackle and one assisted special teams tackle vs. Atlanta, Oct. 27...Had a solo tackle and an assist at Atlanta, Nov. 17...Recorded a solo special teams tackle, an assist and a special teams forced fumble vs. Tampa Bay, Dec. 1...Saw action at linebacker in relief of an injured Darrin Smith at Cincinnati, Dec. 22, and recorded a solo tackle and a special teams stop...Started in place of an injured Smith vs. Carolina, Dec. 29, and recorded five solo tackles, an assist and an assisted special teams tackle.

COLLEGE – Four-year letterman and three-year starter at OLB for Oregon State...Named All-Pac 10 honorable mention as a senior...Finished career with 197 tackles, seven sacks and two interceptions ... Recorded 72 tackles with two sacks and two forced fumbles as a senior in 2001...Recorded 64 tackles, four sacks and an interception as a sophomore...Liberal studies major.

FOR MORE INFO LOG ONTO

www.neworleanssaints.com

50 James ALLEN LB (cont.)


PERSONAL – Did not play organized football until midway through his junior year at Thomas Jefferson (Portland, Ore.) HS...All-League selection as a senior linebacker...Led team with 85 tackles, 11 sacks, two interceptions and four fumble recoveries in nine games...Lettered twice in track and basketball...Full name: James Deshaune Allen...Born Nov. 11, 1979 in Portland, Ore.

i jamesallen



Year	Team	GP/GS	S	A	TT	Sk.-Yds.	Int-Yds.-LG	PD	FF	FR
2002	New Orleans	14/1	7	3	10	0-0	1-0-0t	1	0	0
Totals		14/1	7	3	10	0-0	1-0-0t	1	0	0

ADDITIONAL STATS: Special Teams Tackles — (2002, 17) **Total:** 17. **Special Teams Forced Fumbles—** (2002, 1) **Total:** 1. **CAREER HIGHS:** Tackles — 6, vs. Carolina (12/29/02); Sacks — 0; Interceptions — 1, at Tampa Bay (9/8/02); Int. Ret for TD — 1, at Tampa Bay (9/8/02); Forced Fumbles — 0; Fumble Recoveries — 0.



Ashley AMBROSE 33

CB
HEIGHT: 5-11 WEIGHT: 190
COLLEGE: Mississippi Valley State
JOINED SAINTS: FA-03
NFL EXPERIENCE: 12th Season
BIRTHDATE: 9/17/70

NFL CAREER – New Orleans native returns to his hometown after three-year stint in Atlanta, where he started the last 48 regular-season games. Ambrose, who has also played for Indianapolis and Cincinnati, is a proven playmaker that excels in man-to-man and zone coverage. Ambrose is an extremely durable performer and is expected to be one of the leaders of the secondary.

CAREER TRANSACTIONS – Signed by New Orleans, 3/3/03; Waived by Atlanta, 2/21/03; Signed by Atlanta, 2/12/00; Signed by New Orleans, 7/14/99; Signed by Cincinnati, 2/25/96; Selected in the second round (29th pick overall) by the Indianapolis Colts in the 1992 NFL Draft.

HONORS – 1996: Associated Press First Team All Pro; Pro Bowl (starter); NFLPA AFC Defensive Back of the Year (Mackey Award).

2002 – Started all 16 regular-season contests and both playoff games for Atlanta...Led the Falcons cornerbacks with 51 tackles (40 solo), three interceptions and eight pass defenses...During the postseason, he added six tackles (four solo) and led Atlanta with four passes defended...Finished with four tackles at Green Bay, Sept. 8...Intercepted one pass and finished with five tackles and a team-high three passes defended vs. Cincinnati, Sept. 22...Picked off a Jon Kitna pass in the third quarter to stop a drive in Atlanta territory...Posted two tackles with two passes defended vs. Carolina, Oct. 20. The victory marked the Falcons' first shutout (30-0) since 1993 as the Falcons allowed only 205 total yards...Recorded three tackles at New Orleans, Oct. 27...Had five tackles vs. Baltimore, Nov.

33 Ashley AMBROSE CB (cont.)

3...Made five tackles at Pittsburgh, Nov. 10...Finished with two tackles vs. New Orleans, Nov. 17...At Carolina the next week, Ambrose was part of a defense that shutout the Panthers for the second time in 2002. He posted an interception and a tackle in the victory...Picked off a pass at the Atlanta 27 and returned it 24 yards...Recorded a tackle and a team-high three passes defended at Minnesota, Dec. 1. **2001** – Strong season included starting all 16 contests as Ambrose emerged as the most consistent member of Atlanta's secondary...Finished with a career-high 63 tackles, breaking his old mark of 57 stops (1996, Cincinnati and 1999, New Orleans)...His 55 solo tackles were the third-highest on the team...Tied for team-lead with five interceptions, marking the fourth time in 10 seasons that he had four or more interceptions in a year...Also had a fumble recovery and seven passes defended...Posted seven tackles, a fumble recovery and a pass defended vs. New England, Nov. 14...Posted six tackles vs. Dallas, Nov. 11...Intercepted his first passes of the season in a 23-20 win at Green Bay, Nov. 18, with a pair of picks, including the game-winning theft with 1:08 remaining...Performance marked the third two-interception game of his career and

! playernotes



Highly-regarded veteran has ranked among the NFL's top cover cornerbacks throughout his career.

Has started 112 consecutive contests since 1996, missing only one game in 1998 because of an injury.

His six interceptions in 1999 were the most by a Saints cornerback since Toi Cook also had six in 1992. Ambrose added 57 stops that season, his highest career tackle total until posting 63 in 2002.

Voted to the Pro Bowl in 1996 after leading the Cincinnati Bengals with a career-high eight interceptions.

During his career, Ambrose has posted 36 interceptions for 415 return yards and two touchdowns.

Started every game over the last three seasons with Atlanta and maintained his standing as one of the league's elite defenders. While with the Falcons, Ambrose recorded 160 tackles, 32 pass breakups and 12 interceptions.

SAINTS MAKING A DIFFERENCE: Ambrose is expected to be a contributor in the community with the Saints, just as he was during his first stint in New Orleans. Last season in Atlanta, Ambrose donated \$150 per pass defended to the Muscular Dystrophy Association. He also donated 10 tickets per home game to inner city school kids that made all A's on their report cards as part of the "Ashley Ambrose All-A's Club," a program that got its start at his alma mater, Fortier High School in New Orleans.

first since 1999 in New Orleans...At Carolina, Nov. 25, he picked off a pass for the second-straight game and had six tackles. **2000** – Started all 16 games at LCB in his first season in Atlanta...Totaled 46 tackles, a team-leading 17 pass defenses, four interceptions for 139 return yards with a fumble recovery and a forced fumble...Returned an interception 36 yards for a TD to help Atlanta secure a 36-28 victory over San Francisco, Sept. 23...After the 49ers closed to 29-21 in third quarter, Ambrose picked off QB Jeff Garcia at the San Francisco 36 and raced into the end zone to give the Falcons a commanding lead...It marked the third time he has returned an interception for a touchdown in his career and the first for a score since at Buffalo, 11/7/96, as a member of the Bengals...Intercepted a pass in the fourth quarter and returned it 37 yards in a 15-10 victory at Carolina, Sept. 17. The theft set-up a game-winning 37-yard field goal on ensuing drive with just over four minutes remaining...Intercepted a crucial pass and returned it 24 yards vs. the N.Y. Giants on Oct. 8, adding three tackles and

three passes defended...Had an interception to go along with four tackles and two passes defended in a 13-12 win vs. Carolina, Oct. 20. **1999** – Started all 16 games at LCB for the Saints and totaled 57 tackles (seventh-highest on the club) and finished tied for sixth in the NFL with a team-high six interceptions (27 return yards)...The six interceptions were the second highest single-season total of his career (eight, 1996)...He also led New Orleans with 16 passes defended and added a pair of fumble recoveries...Made two solo tackles, an interception return for 16 yards and a pass defended at San Francisco, Sept. 19...Had five solo tackles, tied a career-high with two interceptions with returns of one yard and four yards and had three pass defenses the following game at Chicago, Oct. 3...Recovered a fumble and added three solo tackles vs. Atlanta, Oct. 10...Had a season-high seven solo stops, an interception for six return yards and two passes defended vs. Tennessee, Oct. 17...Recovered a fumble and added three solo tackles vs. Tampa Bay, Nov. 7...Knocked down two passes and had four solo tackles at St. Louis, Nov. 28, despite having to leave the game temporarily with a sprained right ankle...Intercepted a pass at the New Orleans 35 to thwart a potential Falcons scoring drive, Dec. 5... Intercepted his sixth pass of the season and made four solo stops at Baltimore, Dec. 19...Posted four solo tackles vs. Dallas, Dec. 24, before being forced from the contest in second half with a sprained ankle...Returned to start finale at Carolina, 1/2/00 and came up with a team-high four passes defended and three tackles. **1998** – Started at LCB for the third-straight season in Cincinnati...Ran his string of consecutive starts to 42 before a knee sprain sidelined him for a game...Started weeks 1-10 and 12-16 at LCB...Suffered left knee sprain in week 10 at Minnesota, Nov. 15, and placed on inactive list in Week 11 vs. Baltimore, Nov. 22...Played 913 snaps (of 1,037 total)...Had two interceptions and ranked second on team with 15 passes defended...His 13 interceptions over the last three seasons lead Cincinnati. **1997** – Only Bengals defensive back to start every game...His 1,079 snaps from scrimmage led the team...Team-high of 26 passes defended were twice as next defender...Had major test vs. Dallas, Dec. 14, matched on WR Michael Irvin for most of game and finished with six passes defended. Ambrose was awarded special-effort game ball by coaching staff for returning to finish contest despite suffering fractured left thumb in third quarter. **1996** – Started every game and led the team in total snaps played with 1,229...First Cincinnati player since Anthony Munoz in 1990 to be voted to Associated Press All-Pro team...Also named an AFC starter in Pro Bowl and had Pro Bowl-record 54-yard interception return for TD against Carolina QB Kerry Collins to spark the AFC victory...Named AFC Defensive Back of the Year by fellow players on NFL Players Association ballot (Mackey Award)...Had most interceptions by Cincinnati player since 1989...Finished second on team in pass defenses (20)...Scored a touchdown on a 31-yard interception return at Buffalo, Nov. 17...Also played 182 special teams snaps, more than any other starter. **1995** – Came on strong late in season...Intercepted two passes for 12 yards vs. New England, Dec. 23...Started all three playoff games, and had three interceptions...Tied for team-lead with three interceptions in regular season. **1994** – Played all 16 games for the first time in career...Started Weeks 1-3 at LCB and Week 8 at RCB...Tied for second on Colts with 14 pass defenses for the season. **1993** – Saw action in 14 games for Indianapolis and started Weeks 4 and 6-10...Had 44 tackles and five pass defenses for the season, and had career-best game in tackles with 10 (nine solo) at Washington, Nov. 7. **1992** – Opened NFL career as a starter in win vs. Cleveland, Sept. 6...Also started at Houston, Sept. 13, but suffered fractured right ankle.

COLLEGE – Four-year letterman at MVSU, closing his career with 17 interceptions for 300 yards, 40 passes defended and 110 tackles...Had seven kick returns for TDs (four on punts, three on kickoffs), tying NCAA Division 1-AA record...His three punt returns for TDs as a senior led the nation...Holds bachelor's degree in industrial technology.

PERSONAL – Grew up in New Orleans, where he attended Alcee Fortier

HS...Lettered in track and football...Hobbies include golf and traveling...Developed the "Ashley Ambrose All-A's Club" that rewards high school football players who excel academically, a program that began at Fortier...For his involvement, he was a finalist for the NFL Extra Effort Award for month of October, 2000...In his previous stint in New Orleans, Ambrose also donated Saints tickets to those scholar-athletes through the help of area high school coaches...Participated in VH-1's Save the Music program and in the NFL United Way Hometown Huddles Campaign.

i ashleyambrose




Year	Team	GP/GS	S	A	TT	Sk.-Yds.	Int-Yds.-LG	PD	FF	FR
1992	Indianapolis	10/2	6	2	8	0-0	0-0-0	4	0	0
1993	Indianapolis	14/6	36	8	44	0-0	0-0-0	5	0	0
1994	Indianapolis	16/4	23	6	29	0-0	2-50-42	14	0	0
1995	Indianapolis	16/0	9	9	18	0-0	3-12-7	9	1	0
1996	Cincinnati	16/16	46	11	57	0-0	8-63-31t	20	1	0
1997	Cincinnati	16/16	57	2	59	1-10	3-56-29	26	0	2
1998	Cincinnati	15/15	36	4	40	0-0	2-0-0	15	0	0
1999	New Orleans	16/16	51	6	57	0-0	6-27-16	16	0	0
2000	Atlanta	16/16	39	7	46	0-0	4-139-42	17	0	1
2001	Atlanta	16/16	55	8	63	0-0	5-43-27	7	0	1
2002	Atlanta	16/16	40	11	51	0-0	3-25-24	8	0	0
Totals		167/123	398	74	472	1-10	36-415-42	141	2	4
Saints Totals		16/16	51	6	57	0-0	6-27-16	16	0	0

CAREER HIGHS: Tackles — 10, vs. Washington (11/7/93); Sacks — 1, at Indianapolis (11/9/97); Interceptions — 2, (4x) Last Time at Green Bay (11/18/01); Int. Ret for TD — 1 (3x) Last Time vs. San Francisco (9/3/00); Forced Fumbles — 1 (2x), vs. St. Louis (10/1/95) & at St. Louis (9/1/96); Fumble Recoveries — 1 (4x), Last Time vs. New England (11/14/02).

POSTSEASON STATISTICS										
Year	Team	GP/GS	S	A	TT	Sk.-Yds.	Int-Yds.-LG	PD	FF	FR
1995	Indianapolis	3/3	8	5	13	0-0	1-2-2	8	0	0
2002	Atlanta	2/2	4	2	6	0-0	0-0-0	4	0	0
Totals		5/5	12	7	19	0-0	1-2-2	12	0	0

CAREER HIGHS: Tackles — 8, at San Diego (12/31/95); Sacks — 0; Interceptions — 1, at Kansas City (1/7/96); Int. Ret for TD — 0; Forced Fumbles — 0; Fumble Recoveries — 0.

POSTSEASON CAREER HIGHS: Attempts — 48, at Minnesota (1/6/01); Completions — 30, at Minnesota (1/6/01); Completion Pct. — 62.5 (30-for-48), at Minnesota (1/6/01); Passing Yards — 295, at Minnesota (1/6/01); Long Pass — 50, vs. St. Louis (12/30/00); Interceptions — 2, at Minnesota (1/6/01); Passing TDs — 4, vs. St. Louis (12/30/00); Passer Rating — 111.5 (16-of-29, 266 yds., 4 TDs, 1 INT) vs. St. Louis (12/30/00); Rushes — 10, vs. St. Louis (12/30/00); Rushing Yards — 29, at Minnesota (1/6/01); Long Rush — 13, at Minnesota (1/6/01); Rushing TDs — 0.


**Tavian
BANKS**
31
RB

HEIGHT: 5-10 WEIGHT: 208
COLLEGE: Iowa
JOINED SAINTS: FA-03
NFL EXPERIENCE: 3rd Season
BIRTHDATE: 2/17/74

NFL CAREER – Attempting a comeback after being out of football for the last three seasons while recovering from the serious knee injury he suffered in 1999. Expected to compete for a reserve role in the backfield and has experience playing halfback, split wide as a receiver and returning kicks.

CAREER TRANSACTIONS – Signed by the Saints, 3/23/03; Contract terminated by Jacksonville, 7/18/00; Placed on reserve/injured by Jacksonville, 11/10/99; Selected by Jacksonville in fourth round (101st pick overall) of 1998 NFL Draft.

2002-2000 – Spent seasons out of football rehabilitating knee injury. **1999** – Talented second-year back had developed in a key role in offense before suffering a serious knee injury at Atlanta, Nov. 7. Also suffered torn hamstring and nerve damage in the injury...By the time of the injury, opponents had been using substitution defenses whenever he entered a game...Played in season's first eight games, with one start...Rushed 23 times for 82 yards (3.5 average) to finish fourth on the team, and caught 14 passes for 137 yards (9.8 average)...Had career-high five receptions for 40 yards vs. Cleveland, Oct. 17...Started at Cincinnati, Oct. 31, and had a career-best 50 receiving yards on two catches (long 38)...Placed on injured reserve, Nov. 9, and underwent surgery, Nov. 22, on left knee. **1998** – Played in the first six games before suffering a severely sprained foot in his first start, then did not play again until the second round of the playoffs...Finished with 140 yards rushing on 26 carries (5.4 yard average), including a 51-yard run and a TD...Also caught four passes for 20 yards and returned five kickoffs for 133 yards (26.6 avg.)...Had a 65-yard kickoff return to open the second half vs. Kansas City, Sept. 13, setting up a 31-yard TD drive for 21-6 lead...Took over for an injured Fred Taylor in the second quarter vs. Miami, Oct. 12, and ran nine times for 75 yards, including a 51-yard burst...Added a reception for six yards and two kickoff returns for 35 to finish with 116 all-purpose yards...Made his first NFL start at Buffalo, Oct. 18, and scored the first TD of his career...Returned to practice prior to season finale, then was a Sunday inactive for the Wild Card playoff game, 1/3/99, after being shaken up in an auto accident the night before...Started in the backfield for the Division Playoff at the NY Jets, 1/10/99, seeing his first action in 12 weeks.

COLLEGE – Set school record of 36 touchdowns (33 rushing)...All-Big Ten pick and Big Ten Offensive Player of the Year as a senior...Set an NCAA Division I-A record by reaching 1,000 yards on his 125th carry, the quickest any player had ever reached that mark...Led team with 246 carries, as he set school single-season record with 1,639 yards (6.7-yard average), including 17 touchdowns...Also caught 18 passes for 200 yards (11.1 avg.) and two scores...Became first player in school history with back-to-back 200-yard rushing games...Rushed for a school-record 314 yards and four TDs vs. Tulsa...Played in every game in 1996 with two starts and finished second on the team with 599 yards and nine TDs on 131 carries (4.6 average). Caught 21 passes for 137 yards (6.5 average) and a TD...Played in six games in 1995, missing four with a broken left arm...Gained 278 yards with two TDs on 53 carries (5.3 average)...Played in every game as a redshirt freshman in 1994, rushing 35 times for 257 yards and five touchdowns (7.3-yard average)...Graduated in 1997 with a degree in sports management.


31 TavianBANKS
RB (cont.)

PERSONAL – Led Bettendorf (Iowa) HS to Class 4A state titles as a junior and a senior while rushing for 4,292 yards and scoring 74 touchdowns...Broke his own state record as a senior with 42 touchdowns...Also played basketball and was an All-State performer in soccer.

i tavianbanks


Year	Rushing							Receiving							Kickoff Returns						
	GP/GS	No.	Yds.	Avg.	LG	TD		No.	Yds.	Avg.	LG	TD	Pts.		No.	Yds.	Avg.	LG	TD		
1998 Jax	6/1	26	140	5.4	51	1		4	20	5.0	10	0	6		5	133	26.6	65	0		
1999 Jax	8/1	23	82	3.6	21	0		14	137	9.8	38	0	0		5	78	15.6	20	0		
Totals	14/2	49	222	4.5	51	1		18	157	8.7	38	0	6		10	211	21.1	65	0		

ADDITIONAL STATS: Special Teams Tackles - (1998, 0); (1999, 3) Total: 3.
CAREER HIGHS: Rushes - 9, vs. Miami (10/12/98); Rushing Yards - 75, vs. Miami (10/12/98); Long Rush - 51, vs. Miami (10/12/98); Rushing TDs - 1, at Buffalo (10/18/98); Receptions - 5, vs. Cleveland (10/17/99); Receiving Yards - 50, at Cincinnati (10/31/99); Long Reception - 38, at Cincinnati (10/31/99); Receiving TDs - 0;
POSTSEASON
 Year GP/GS No. Yds. Avg. LG TD No. Yds. Avg. LG TD Pts. No. Yds. Avg. LG TD
 1998 Jax 1/1 0 0 0.0 0 0 1 7 7.0 7 0 0 3 40 13.3 18 0
 1999 Jax Injured Reserve Injured Reserve Injured Reserve
Totals **1/1** **0** **0** **0.0** **0** **0** **1** **7** **7.0** **7** **0** **0** **3** **40** **13.3** **18** **0**
CAREER HIGHS: Rushes - 0; Rushing Yards - 0; Long Rush - 0; Rushing TDs - 0; Receptions - 1, at N.Y. Jets (1/10/99); Receiving Yards - 7, at N.Y. Jets (1/10/99); Long Reception - 7, at N.Y. Jets (1/10/99); Receiving TDs - 0; Kickoff Returns - 3, N.Y. Jets (1/10/99); Kickoff Return Yards - 40, N.Y. Jets (1/10/99); Long kickoff Return - 18, N.Y. Jets (1/10/99); Kickoff Returned for TD - 0.


**Jay
BELLAMY**
S

HEIGHT: 5-11 WEIGHT: 200
COLLEGE: Rutgers
JOINED SAINTS: UFA-01 (Sea)
NFL EXPERIENCE: 10th Season
BIRTHDATE: 7/8/72

NFL CAREER – An important free agent signing for the Saints before the 2001 season, Bellamy has since bolstered the defense with his aggressive play and leadership in the secondary. Bellamy has started every game over the last two seasons and has finished among the defense's top tacklers each year. Including a six-year stint with the Seattle Seahawks (1994-2000), Bellamy has notched 21 interceptions during his career, as well as nine sacks, seven forced fumbles and five fumble recoveries.

CAREER TRANSACTIONS – Signed by New Orleans, 4/4/01; Placed on reserve/injured, 11/11/94; Originally signed by the Seattle Seahawks as an undrafted free agent, 4/27/94.

2002 – Started all 16 games and recorded 98 tackles, 1.5 sacks, three interceptions, a career-high 12 passes defended, a forced fumble and two fumble recoveries...Also provided depth on special teams while adding four tackles...In the opener at Tampa Bay, Sept. 8, recorded five solo tackles, three assisted tackles, a solo special teams stop and an assisted special teams tackle...In one of his best performances of the season, Bellamy had two key interceptions and a fumble recovery at Washington, Oct. 13. The turnovers led to 17 points for

FOR MORE INFO LOG ON TO

www.neworleanssaints.com

New Orleans as Bellamy tied a career-high for picks...Recorded a season-high and team-leading 11 tackles vs. San Francisco, Oct. 20...Had eight tackles, 1/2 sack for minus-1.5 yards, a forced fumble, three passes defended and a special teams tackle vs. Atlanta, Oct. 27...Had team-high 10 tackles and a sack for minus-6 yards vs. Cleveland, Nov. 24...Recorded a team-high seven tackles and a fumble recovery at Cincinnati, Dec. 22. **2001** - Started all 16 games and posted career-high 111 tackles (86 solo) as he cracked the 100-tackle mark for the first time...Also tied career-highs with two sacks and eight passes defended...Recorded three interceptions for 21 yards to rank second on the team...In the 100th game of career at NY Giants, Sept. 30, recorded three solo tackles, an assisted tackle

! playernotes

Savvy veteran has been a solid performer in the secondary since joining the Saints as a free agent in 2001.

Over the last two years, Bellamy has started all 32 games and registered 209 tackles, including a career-high 111 in 2001.

Sure-handed defender has also posted six interceptions and 20 passes defended since coming to New Orleans.

Durable safety has not missed an NFL game since 1995 and has not been sidelined with an injury since his rookie season in 1994.

and a special teams stop...Had four tackles (three solo), an interception and a pass defended vs. Minnesota, Oct. 7...Had four solo tackles, a pass defended and two special teams tackles at Carolina, Oct. 14, before leaving game in third quarter with right elbow bruise...Tied a career-high with 12 tackles (10 solo) and a pass defended at St. Louis, Oct. 28...Had four solo tackles, two assisted tackles, an interception and a pass defense vs. NY Jets, Nov. 4...Had two solo tackles, two assisted tackles, two sacks for minus-12 yards, a 21-yard interception return and a pass defense at Atlanta, Dec. 9, tying a career-high in sacks. **2000** - Started all 16 games at free safety for Seattle and finished fourth on the team with 87 tackles (69 solo) and tied for the team lead with four interceptions (132 yards)...Also tied career highs with two sacks, eight pass defenses and two forced fumbles...Finished sixth in the NFL in interception return yardage and third in yards per interception return (33.0)...vs. the Rams, Sept. 10, he led the team with 11 tackles and intercepted QB Kurt Warner and returned it 84 yards for his first career touchdown. The TD return was the third-longest in Seahawks history. **1999** - Had a successful year starting 16 games at free safety after making the switch from strong safety, where he had played his previous five seasons...For second-straight year finished second on the team with 96 tackles (85 solo) and finished third in interceptions with four...Totaled eight passes defended and nine special teams stops...Recorded eight tackles and tied career-high with two interceptions at New York Jets, 1/2/00. **1998** - Finished season second on team with then-career-high 98 total tackles (then-career-high 81 solo) and tied for second with three interceptions...Also registered 11 total special teams tackles (third on team)...Recorded an interception and recovered his first career fumble vs. Washington, Sept. 20...Registered a career-high 12 total stops (10 solo) against Tennessee, Nov. 29...Had first career multi-interception game with two vs. San Diego, Dec. 13. **1997** - Played 16 games, starting the last seven at strong safety...Starts were the first of his career...Used in multiple-back formations all season...Credited with 52 tackles, including 35 in his seven starts that tied for second on the team during that span...Added two sacks and an interception. **1996** - Played 16 games as a reserve safety and special teams performer...Set a franchise record with 34 special teams tackles...Used as a nickel back on defense and was credited with 18 tackles and three interceptions. **1995** - Played 15 games as a reserve safety and special teams

contributor...Forced a fumble at Jacksonville to set up the clinching touchdown. **1994** - Played in three of the first nine games before suffering a shoulder injury vs. Cincinnati...Spent the rest of the season on injured reserve.

COLLEGE - Four-year letterman and three-year starter at both cornerback and free safety at Rutgers...Three-time second-team All-Big East choice...Finished his career with 192 tackles and eight interceptions...Had 56 tackles and four interceptions in 1992, with 46 tackles in 1993...One of four true freshmen to letter in 1990...Returned one of his two interceptions that season 21 yards for a touchdown (vs. Temple)...Majored in Sociology.


PERSONAL - Played quarterback and safety at Matawan (Aberdeen, NJ) HS...Returned three punts for TDs as a senior...Also lettered in track...Brother, Eric, lettered in football at Georgia Tech (1989-90).

i jaybellamy

Year	Team	GP/GS	S	A	TT	Sk.-Yds.	Int-Yds.-LG	PD	FF	FR
1994	Seattle	3/0	0	0	0	0-0	0-0-0	0	0	0
1995	Seattle	15/0	2	1	3	0.5-0	0-0-0	0	1	0
1996	Seattle	16/0	16	2	18	0-0	3-18-16	6	0	0
1997	Seattle	16/7	42	10	52	2-15	1-13-13	6	0	0
1998	Seattle	16/16	81	17	98	1-4	3-40-24	8	2	2
1999	Seattle	16/16	85	11	96	0-0	4-4-7	8	0	1
2000	Seattle	16/16	69	18	87	2-13	4-132-84t	8	2	0
2001	New Orleans	16/16	86	25	111	2-12	3-21-21	8	1	0
2002	New Orleans	16/16	73	25	98	1.5-7.5	3-39-16	12	1	2
Totals		130/87	454	109	465	9-51.5	21-267-84t	56	7	5
Saints Totals		32/32	86	159	209	3.5-19.5	6-60-21	20	2	2

ADDITIONAL STATS: Interceptions Returned for TD: (2000, 1) Total: 1; Special Teams Tackles: (1994, 2); (1995, 13); (1996, 34); (1997, 12); (1998, 11); (1999, 9); (2000, 1); (2001, 4); (2002, 3) Total: 89.

CAREER HIGHS: Tackles - 12 (2x), vs. Tennessee (11/29/98) & at St. Louis (10/28/01); **Sacks** - 2 (3x), last time at Atlanta (12/9/01); **Interceptions** - 2 (4x), last time at Washington (10/13/02); **Int. Ret for TD** - 1, vs. St. Louis (9/10/00); **Forced Fumbles** - 1 (6x), last time vs. Atlanta (10/27/02); **Fumble Recoveries** - 1 (5x), last time at Cincinnati (12/22/02).



LeCharles BENTLEY 65

HEIGHT: 6-2 WEIGHT: 299
COLLEGE: Ohio State
JOINED SAINTS: D2-02
NFL EXPERIENCE: 2nd Season
BIRTHDATE: 11/7/79

C/G

NFL CAREER - Combination of hard-nosed play, polished technique and gritty temperament helped Bentley emerge as one of the NFL's top interior offensive linemen just a few games into his opening season...Started at right guard in opener at Tampa Bay, becoming first Saints offensive lineman in four years (Kyle Turley, 1998) to start the opening NFL game of rookie season...Near unanimous choice to NFL All-Rookie teams and was named NFL Offensive Rookie of the Year by Sports Illustrated.

65 LeCharles BENTLEY C/G (cont.)

CAREER TRANSACTIONS – Drafted by the Saints in the second round of the 2002 NFL Draft (44th overall).

HONORS – 2002: *Sports Illustrated* Offensive Rookie of the Year; *Pro Football Weekly* All-Rookie.

2002 – Started 14 games at RG and thrived as part of a unit that helped RB Deuce McAllister notch eight 100-yard games and the second-highest rushing total in franchise history (1,388 yards). Offensive line also protected QB Aaron Brooks as he set a club record with 27 TD passes...Showed no rookie jitters in first NFL contest despite lining up against All-Pro DT Warren Sapp in opening-day victory at Tampa Bay, Sept. 8. Bentley helped limit Sapp to three tackles...Continued his consistent play throughout the season, bouncing back from a sprained right ankle suffered in the first quarter at Carolina, Nov. 10, that sidelined the rookie at Atlanta, Nov. 17, and vs. Cleveland, Nov. 24.

COLLEGE – A three-year starter and four-year letterman at Ohio State...Moved into starting center slot for the Buckeyes as a junior in 2000, when he was named second-team All-Big Ten by league's coaches and media...As a senior, Bentley played every snap and was named the recipient of the Rimington Award, given to the nation's top center, as well as

! playernotes

Needed little time to establish himself as one of the NFL's best young offensive linemen, as Bentley started 14 games as a rookie and was named to several All-Rookie teams for his rugged blocking.

Became first Saints rookie offensive lineman since 1998 to start opening game of rookie season.

As a senior for the Buckeyes in 2001, Bentley was honored as Rimington Award winner (given to the nation's top center), Big Ten Offensive Lineman of the Year and as a consensus All-American.

SAINTS MAKING A DIFFERENCE: An amateur chef, Bentley served as the club's spokesperson for "Taste of the Saints" – a fundraiser benefiting Second Harvesters Food Bank that featured guest chefs from some of New Orleans' finest restaurants. The event raised more than \$10,000.

receiving consensus All-American and unanimous All-Big Ten honors. Also named Big Ten Offensive Lineman of the Year...Earned Player of the Game honors after posting 20 knockdowns against UCLA...Only true freshman offensive lineman who was not redshirted and he appeared in all 12 games...Human development and family science major.

PERSONAL – Attended St. Ignatius (Cleveland) HS...Three-year starter who really turned heads as a senior...All-State selection at tackle, but also started at guard and center...Served as a guest chef at Bella Luna restaurant following a minicamp last year and also has performed cooking demonstrations at Cobalt and Fausto's restaurants...Full name: LeCharles Vernon Bentley...Born Nov. 7, 1979 in Cleveland, Ohio.

i lecharlesbentley

Games Played/Started: (2002, 14/14) Total: 14/14.



Mitch BERGER

17

HEIGHT: 6-4 WEIGHT: 220
COLLEGE: Colorado
JOINED SAINTS: UFA (StL)-03
NFL EXPERIENCE: 9th Season
BIRTHDATE: 6/24/72

NFL CAREER – Dependable veteran has forged a reputation as one of the NFL's best punters by consistently producing outstanding release times and accurate directional punts...Played for the St. Louis Rams in 2002, averaging 41.9 yards on 61 punts while dropping 26 kicks inside the opponent's 20 yard line...Signed with the Rams after six years with the Minnesota Vikings, where Berger emerged as one of the league's most valuable punters...Pro Bowl selection in 1999 has a current streak of 416 punts without a block...Also valuable while handling kickoff duties. Once booted a Vikings-record five kickoff touchbacks in a playoff game vs. Arizona (1/10/99)...Held for K Gary Anderson's field goal vs. Buffalo, 10/22/00, that established the kicker as the NFL's all-time scoring leader...Also held for Anderson when he was an NFL record-setting perfect 94-of-94 during the 1998 regular season (35-of-35 field goals, 59-of-59 PATs).

CAREER TRANSACTIONS – Signed by New Orleans, 3/7/03; Signed by St. Louis, 4/17/02; Released by Minnesota, 2/22/02; Placed on reserve/injured, 12/18/01; Resigned by Minnesota, 2/21/00; Signed by Minnesota, 4/19/96; Released by Chicago, 11/13/95; Signed by Chicago, 11/7/95; Released by Green Bay, 8/27/95; Claimed off waivers by Green Bay, 8/24/95; Signed by Indianapolis, 5/16/95; Released by Chicago, 5/4/95; Signed by Chicago, 3/7/95; Released by Cincinnati, 11/30/94; Signed by Cincinnati to practice squad, 10/13/94; Released by Philadelphia, 10/10/94; Signed by Philadelphia, 7/11/94; Selected by Philadelphia in sixth round (193rd overall) of the 1994 NFL Draft.

HONORS – 2000: NFC Special Teams Player of the Week (Week 14); NFC Special Teams Player of the Month (December). 1999: Pro Bowl; *The Sporting News* All-Pro; NFC Special Teams Player of the Month (September); NFC Special Teams Player of the Week (Week 15). 1998: All-Madden; NFC Special Teams Player of the Week (Weeks 12 and 13).

2002 – Punted 72 times for 3,020 yards (41.9 yard average, tied for seventh in NFC)...Tied for fifth in NFC by placing 26 punts inside 20...Also recorded 10 touchbacks and a long of 64 yards...Punted four times for 46.3-yard average with three inside 20 vs. N.Y. Giants, Sept. 15...Averaged season-high 50.6 yards on five punts with one inside 20 vs. Dallas, Sept. 29...Punted season-high seven times for 43.7 average with long of 54 and season-high four inside the 20 vs. Oakland, Oct. 13...Recorded four punts 49.8 average with long of 61 and one inside the 20 vs. San Diego, Nov. 10...Averaged 48.3 yards on six punts and boomed season-long 64-yard punt vs. San Francisco, Dec. 30. **2001** – Averaged 43.5 yards on 47 punts with 10 inside the 20, 10 touchbacks and a long of 67 to go with his four special teams tackles...Had season-long 67-yard punt, and had a touchdown-saving special teams tackle at New Orleans, Oct. 7...Booted a season-high eight punts for a 46.4-yard average with one inside the 20, a long of 51, and a special teams tackle vs. Chicago, Nov. 25...Placed on reserve/injured list, Dec. 18, with knee and neck injuries. **2000** – Averaged 44.7 yards on 62 punts for 2,773 yards with a long of 60, 11 touchbacks, and 16 inside the 20...Posted three special teams tackles on the season...Punted 11 times in the postseason for 39.5-yard average with a long of 54, two touchbacks, and two landing inside the 20...Named NFC Special Teams Player of the Week for performance vs. Detroit, Nov. 30, that included his season-long 60-yard punt...Set a Vikings record for most 50+ yard punts in a season with 22, breaking the mark of 18 he had in 1999 and P Jim Walden had in 1964...Over final four

FOR MORE INFO LOG ONTO

www.neworleanssaints.com

17 Mitch BERGER P

(cont.)

games of regular season, had 20 punts for 48.2 average and landed seven inside 20...Earned NFC Special Teams Player of the Month honors for December, punting 15 times in three games for a 48.2-yard average with a long of 57 and six placed inside the 20. **1999** – Earned first Pro Bowl selection...Named NFC Special Teams Player of the Month for September...Punted 61 times for 45.4-yard average with a long of 75 yards...Also had nine touchbacks and 18 inside the 20...Led the NFC and ranked second in the NFL with a 45.4 punting average and a 38.4 net punting average...Punted 10 times in the postseason for a 44.2-yard average with a long of 52, two touchbacks, and one inside the 20...Notched first career fumble recovery on kickoff coverage at Atlanta, Sept. 12...Kicked a 64-yard punt vs. Oakland, Sept. 19 and booted a career-long 75-yard punt vs. San Francisco, Oct. 24...Named NFC Special Teams Player of the Week for performance vs. Green Bay, Dec. 20. **1998** – Punted 55 times for 44.7-yard average with a long of 67, five touchbacks, and 17 inside the 20...Punted five times in postseason for 49.4 average with a long of 63 yards and two placed inside the 20...Earned All-Madden honors...Finished third in the NFC and seventh in the NFL with a 44.7 yard per punt average...Named NFC Special Teams Player of the Week for back-to-back performances vs. Cincinnati, Nov. 15 (four punts, 55.8 average, long of 66) and vs. Green Bay, Nov. 22 (three punts, 54.3 average, long of 56)...Named NFC Special Teams Player of the Month for November, punting 16 times in five games for a 47.2-yard average with a long of 66 and four placed inside the 20...Set a team record for kickoff touchbacks in a playoff game with five vs. Arizona, 1/10/99. **1997** – Punted 73 times for 42.9-yard average with a long of 65...Also had five touchbacks and 22 placed inside the 20...Punted 13 times in the postseason for 33.8-yard average with a long of 44 and four inside the 20...Finished fifth in the NFC in punting average (42.9)...Inactive for first two games of regular season (at Buffalo, Aug. 31, and at Chicago, Sept. 7) due to an injured hip. **1996** – Punted 88 times for 41.1-yard average with a long of 63, six touchbacks, and 26 landing inside the 20...Punted two times in the postseason for 39.5-yard average with a long of 48 yards, both punts landing inside the 20...Tied for fourth in the NFL in touchbacks on kickoffs with 17...Finished third in the NFC and tied for fourth in NFL in punts inside the 20 with 26...Led NFL in punts that were fair caught with 28...Also tied for fourth on the squad with 10 tackles on special teams. **1995** – Spent preseason with Indianapolis after spending early offseason with Chicago. **1994** – Played in five games for the Eagles...Punted 25 times for 38.0-yard average with long of 57 yards. Later in the season spent seven weeks on Cincinnati's practice squad.

COLLEGE – Averaged 42.7 yards per punt, made 19-of-32 field goals and forced touchbacks on 114-of-184 kickoffs during career at Colorado...Named to the school's Team of the Decade for the 1990s...Was only player to finish among top five in the nation in 1992 in both gross punting average (second, 47.0) and net punting average (second, 42.5)...Set school record for points in one game by kicker with 18 against Kansas State...Transferred to Colorado after earning honorable mention all-America honors at Tyler (Tex.) JC...Majored in business/real estate.

PERSONAL – All-provincial as punter and kicker at North Delta (Vancouver, BC) HS in his only season of football...Also intercepted six passes and completed 76-of-150 passes for 1,250 yards and eight TDs that year...Brother Mike was All-Canadian basketball player at Vancouver CC...Has participated in the Cadillac NFL Golf Tournament...Was named to the University of Colorado Team of the Decade for the 1990s...While with the Vikings worked with Special Olympics, Camp Heartland, and The Salvation Army...Full name: Mitch Shannon Berger...Born June 24, 1972 in Kamloops, B.C., Canada.

17 Mitch BERGER P

(cont.)

i mitchberger




Year	Team	GP	No.	Yds.	Avg.	Net	TB	I20	LG	Blk.
1994	Philadelphia	5	25	951	38.0	31.3	2	8	57	0
1995	Did Not Play									
1996	Minnesota	16	88	3616	41.1	32.4	6	26	63	2
1997	Minnesota	14	73	3133	42.9	34.1	5	22	65	0
1998	Minnesota	16	55	2458	44.7	37.0	5	17	67	0
1999	Minnesota	16	61	2769	45.4	38.4	9	18	75	0
2000	Minnesota	16	62	2773	44.7	36.2	11	16	60	0
2001	Minnesota	12	47	2046	43.5	32.9	10	10	67	0
2002	St. Louis	16	72	3020	41.9	32.7	10	26	64	0
Totals		111	483	20766	43.0	34.5	58	143	75	2

CAREER HIGHS: Punts — 9 at Chicago (9/15/96); **Most Yards** - 306, vs. Oakland (10/13/02); **Gross Avg.** — 59.0, at Green Bay (9/26/99); **Net Avg.** — 51.0, vs. Oakland (9/19/99); **Most Punts Inside the 20** — 5 (2x), Last Time at Indianapolis (12/24/00); **Long Punt** — 75, vs. San Francisco (10/24/99).

POSTSEASON STATISTICS

Year	Team	GP	No.	Yds.	Avg.	Net	TB	I20	LG	Blk.
1996	Minnesota	1	2	79	39.5	36.5	0	2	48	0
1997	Minnesota	2	13	440	33.8	33.0	0	4	44	0
1998	Minnesota	2	5	247	49.4	35.2	0	2	63	0
1999	Minnesota	2	10	442	44.2	32.4	2	1	52	0
2000	Minnesota	2	11	435	39.5	32.7	2	2	54	0
Totals		9	41	1643	40.1	33.2	4	11	63	0

CAREER HIGHS: Punts — 6 (2x), vs. Last Time at New York Giants (1/14/01); **Most Yards** - 238, vs. St. Louis (1/16/00); **Gross Avg.** — 47.6, vs. St. Louis (1/16/00); **Net Avg.** — 36.7, at New York Giants (12/27/97); **Most Punts Inside the 20** — 2 (2x), Last Time at New York Giants (1/14/01); **Long Punt** — 63, vs. Atlanta (1/17/99).



Todd BOUMAN

4

QB

HEIGHT: 6-2 WEIGHT: 229

COLLEGE: St. Cloud State

JOINED SAINTS: Tr-03 (Min.)

NFL EXPERIENCE: 7th Season

BIRTHDATE: 8/1/72

NFL CAREER – Seventh-year passer enters 2003 as the Saints' chief backup at quarterback after being acquired in an off-season trade with Minnesota. Bouman is no unproven understudy, having tossed eight touchdowns in extended action in 2001.

CAREER TRANSACTIONS – Acquired by the Saints from the Minnesota Vikings in exchange for a sixth-round draft choice, 3/13/03; Assigned by Minnesota to Barcelona Dragons in 1999 NFL Europe allocation, 2/22/99; Activated by Minnesota from practice squad, 12/5/97; Re-signed by Minnesota to practice squad, 8/25/97; Released by Minnesota, 8/23/97; Signed as an undrafted free agent by Minnesota, 4/25/97.

2002 – Saw action vs. NY Giants, Nov. 10, his lone playing time of the season...Entered game in third quarter and engineered a pair of TD drives to give Vikings a 20-19 lead before Minnesota was defeated, 20-27...Connected on 3-of-6 passes for 85 yards and a long of 48,

along with a nine-yard rush, ending day with 95.8 passer rating. **2001** – Started vs. Tennessee, Dec. 9, at Detroit, Dec. 16 and vs. Jacksonville, Dec. 23...Threw first NFL TD pass to RB Michael Bennett on an 80-yard screen pass, the longest pass play to a running back in Vikings history...Became the sixth Vikings quarterback to win his first start with a victory vs. Tennessee, Dec. 9...For a Minnesota QB in his first start, Bouman set team records for passing yards (348), TD passes (4), completion percentage (67.7) and passer rating (131.5)...Earned Miller Lite NFL Player of the Week honors for performance vs. Tennessee, Dec. 9...Set a Vikings record as the only QB in team history to throw a 60-yard pass in three straight games – at Pittsburgh, Dec. 2, vs. Tennessee, Dec. 9 and at Detroit, Dec. 16...Entered the season as reserve behind QB Daunte Culpepper...Played in five games and made three starts...Completed 51 of 89 passes for 795 yards, including 8 TDs and 4 INT, for a 98.3 passer rating...Made his first career appearance in the fourth quarter at Tampa Bay, Oct. 28 and completed one of two passes for four yards...Entered the game at Pittsburgh, Dec. 2 in the fourth quarter after Culpepper injured his knee with the Vikings trailing, 3-21. Bouman rallied the team by completing an 80-yard TD pass to RB Michael Bennett and firing a 12-yard TD strike to WR Randy Moss to cut the score to 21-16 at Pittsburgh, Dec. 2. Finished the day 11 of 15 for 200 yards, with two TDs and an INT...Made his first career start the following week vs. Tennessee, Dec. 9...Posted his first 300-plus yard passing day as he completed 21 of 31 for 348 yards and four touchdowns in the 42-24 win against Titans...Threw a 73-yard TD pass to Moss to seal the game in the fourth quarter...Made his second career start at Detroit, Dec. 16, where he completed 18 of 38 passes for 243 yards and two TDs of 66 and 13 yards...Third start of the season came the next week vs. Jacksonville, but his day ended early after injuring the thumb on his throwing hand following three pass attempts...Active, but did not play in nine games...Inactive for the last two games of the season. **2000** – Inactive but dressed as the third QB for all 16 regular season games and both playoff contests...First season he took over the third-string duties for the entire season. **1999** – Inactive, but dressed as the third QB at Denver, Oct. 31...Inactive for 15 regular season games and both playoff contests. **1998** – Inactive for playoff games vs. Arizona, 1/10/99, and vs. Atlanta, 1/17/99...Inactive for final two regular-season games vs. Jacksonville, Dec. 20, and vs. Tennessee, Dec. 26...Inactive but dressed as the third QB vs. Cincinnati, vs. Green Bay, Nov. 22, at Dallas, Nov. 26, vs. Chicago, Dec. 6 and at Baltimore, Dec. 13...Also inactive but dressed as the third quarterback for the first seven games of the season. **1997** – Inactive but in uniform as the third quarterback for three regular-season games in November and two playoff contests...Signed as a rookie free agent, April 25...Signed to practice squad after training camp, Aug. 25...Signed to active roster, Dec. 5.

COLLEGE – Three-year starter at St. Cloud State...Ranks second all-time in school history in total offense (5,050), third in passing yards (4,354) and fourth in completions (326) and TD passes (30)...Honorable-mention All-North Central Conference...Threw only six interceptions in 206 attempts as a junior...Sat out a season after transferring from South Dakota State to St. Cloud State in 1992...Also played basketball for three years at St. Cloud State...Graduated ranked seventh in school's basketball history in 3-point field goals (68) and ninth in steals (94) while he scored 563 career points...Majored in sports sociology.

PERSONAL – All-state as senior QB at Russell Tyler-Ruthton (Ruthton, Minn.) HS...Also earned all-state honors in basketball...Won National High School Slam Dunk Contest in Arizona...Competed in state meet in long jump and high jump...Brothers, Shane and Troy, were starters on the football and basketball teams at South Dakota State...Married to Courtney, a standout volleyball player while at St. Cloud State, and the couple has a daughter, Aivary, and a son, Aidan.

i toddbouman



		PASSING							RUSHING					
Year	Team	GP/GS	Att.	Comp.	Yds.	Int	LG	TD	Rating	No.	Yds.	Avg.	LG	TD
1997	Minnesota	0/0	0	0	0	0	0	0	0.0	0	0	0.0	0	0
1998	Minnesota	0/0	0	0	0	0	0	0	0.0	0	0	0.0	0	0
1999	Minnesota	0/0	0	0	0	0	0	0	0.0	0	0	0.0	0	0
2000	Minnesota	0/0	0	0	0	0	0	0	0.0	0	0	0.0	0	0
2001	Minnesota	5/3	89	51	795	4	80t	8	98.3	9	61	6.8	21	0
2002	Minnesota	1/0	6	3	85	0	48	0	95.8	1	9	9.0	9	0
Totals		6/3	95	54	880	4	80t	8	98.6	10	70	7.0	21	0

ADDITIONAL STATS: Points: Sacks-Yards Lost: (1997, 0-0); (1998, 0-0); (1999, 0-0); (2000, 0-0); (2001, 4-27); (2002, 2-22). **Total: 6-49.**

CAREER HIGHS: Attempts — 38, at Detroit (12/16/01); Completions — 21, vs. Tennessee (12/9/01); Completion Pct. — 86.4 (19-for-22) vs. Indianapolis (11/18/01); Passing Yards — 349, vs. Tennessee (12/9/01); Long Pass — 80t, vs. Tennessee (12/9/01); Interceptions — 4 (2x), at Tampa Bay (12/23/01) & vs. San Francisco (1/6/02); Passing TDs — 4, vs. Tennessee (12/9/01); Passer Rating — 131.5 (21-of-31, 348 yds., 4 TDs, 1 INT), vs. Tennessee (12/9/01); Rushes — 4, vs. Tennessee (12/9/01); Rushing Yards — 31, at Detroit (12/16/01); Long Rush — 21, at Detroit (12/16/01); Rushing TDs — 0.

POSTSEASON STATISTICS														
		PASSING								RUSHING				
Year	Team	GP/GS	Att.	Comp.	Yds.	Int	LG	TD	Rat.	No.	Yds.	Avg.	LG	TD
1997	Minnesota	0/0	0	0	0	0	0	0	0.0	0	0	0.0	0	0
1998	Minnesota	0/0	0	0	0	0	0	0	0.0	0	0	0.0	0	0
1999	Minnesota	0/0	0	0	0	0	0	0	0.0	0	0	0.0	0	0
2000	Minnesota	0/0	0	0	0	0	0	0	0.0	0	0	0.0	0	0
Totals		0/0	0	0	0	0	0	0	0.0	0	0	0.0	0	0

POSTSEASON CAREER HIGHS: Attempts — 0; Completions — 0; Completion Pct. — 0; Passing Yards — 0; Long Pass — 0; Interceptions — 0; Passing TDs — 0; Passer Rating — 0; Rushes — 0; Rushing Yards — 0; Long Rush — 0; Rushing TDs — 0.

! worth noting




Voodoo Kicks Off in 2004

Continuing his dedication to providing the best sports entertainment to the New Orleans area, Saints owner Tom Benson has brought an Arena Football League expansion franchise to the city. The New Orleans Voodoo is scheduled to kickoff play at the New Orleans Arena in February of 2004, and the league's exciting brand of football and economical pricing is expected to make the Voodoo a fan favorite in New Orleans.



Benson committed to the purchase of an AFL club for New Orleans in 1998, making him the first NFL owner to do so. Since then, several NFL owners have followed Benson's lead and purchased Arena franchises. After Benson's commitment, the AFL officially awarded the Saints' owner an expansion franchise on March 7, 2002. Last spring, fans voted to name the new club the "Voodoo" in an online poll at www.NewOrleansSaints.com.

Former Saints Director of Regional Sales & Marketing Mike Feder heads the Voodoo as Executive Director. Rita LeBlanc is Director of Marketing and Special Events for the Voodoo. Head Coach Mike Neu was hired in June.



Aaron BROOKS

2

QB

HEIGHT: 6-4 WEIGHT: 205
 COLLEGE: Virginia
 JOINED SAINTS: TR-00 (GB)
 NFL EXPERIENCE: 5th Season
 BIRTHDATE: 3/24/76

NFL CAREER – Tied for first in the NFC last year with a franchise-record 27 touchdown passes, further solidifying his standing as one of the league's brightest young stars. After playing in only 40 games in a Saints uniform (with 37 starts), Brooks enters 2003 already ranked in the team's top five in every major passing category, including: Net yards passing (8,918, fourth), pass attempts (1,280, fourth) completions (708, fourth), completion percentage (55.3, fifth), touchdowns (62, third) and passer rating (79.4, second). He has thrown for over 300 yards five times since emerging as the team leader in 2000 in relief of injured starter Jeff Blake in Week 11 (vs. Oakland, 11/19/00).

CAREER TRANSACTIONS – Signed to a six-year contract extension, 9/7/02. Acquired from Green Bay, 7/31/00, along with TE Lamont Hall, in exchange for LB K.D. Williams and New Orleans' 2001 third-round draft pick. Was the first of two fourth-round draft choices (131st overall) by Green Bay in 1999; Selected by the Packers with a free agency compensatory pick.

HONORS – 2002: NFC Offensive Player of the Week (Week 7); 2000: All-Madden

2002 – After inking a long-term contract extension prior to the season opener, Brooks started all 16 games and completed 283 of 528 passes for 3,572 yards... Threw a franchise record 27 TDs as well as 15 interceptions last season. His touchdown total eclipsed the mark of 26, previously reached by Brooks (2001) and Jim Everett (1995)... Also rushed 61 times for 256 yards... In a period during the final six games of the season, Brooks went 141 passing attempts without throwing an interception, including four consecutive games without a pick (vs. Tampa Bay, Dec. 1-at Cincinnati, Dec. 22)... One of only six Saints offensive players to start all 16 games... In the opener at Tampa Bay, Sept. 8, was 24-of-42 for 260 yards with two TD passes... Led New Orleans to victory in Superdome meeting against his previous team, the Green Bay Packers, Sept. 15. In the win, Brooks completed 16-of-28 passes for 217 yards and two TDs... Engineered a remarkable comeback at Chicago, Sept. 22, completing 22-of-34 passes for 233 yards with three TDs, tying his career-high for touchdown passes. The Saints trailed Chicago, 20-0, in the second quarter before the New Orleans rally... In 32-29 victory vs. Pittsburgh, Oct. 6, was 13-of-23 for 205 yards and a TD pass. Also connected on a career-long 64-yard completion to WR Jerome Pathon in the contest... Was 12-of-23 for 205 yards with three TD passes at Washington, Oct. 13, again equaling his career-high for touchdown tosses... Completed 23-of-35 for 254 yards with three TD passes in come-from-behind victory vs. San Francisco, Oct. 20. Brooks tied career-high for TD passes for second consecutive week, and his one-yard TD run with 27 seconds remaining helped seal the 35-27 victory. The Saints trailed, 24-13, at the start of the fourth quarter. For his efforts Brooks was named NFC Offensive Player of the Week... Recorded his third consecutive game with two or more touchdown passes with two scoring strikes vs. Atlanta, Oct. 27... Sparkled in come-from-behind win at Carolina, Nov. 10, completing 20-of-37 for 259 yards and one TD pass. His seven-yard scoring strike to WR Donte' Stallworth with 30 seconds remaining pushed the Saints ahead for good... Was 20-of-31 for 279 yards and two TD passes at Atlanta, Nov. 17, finding Joe Horn for a 57-yard strike in the fourth quarter to pull within a touchdown and finding Stallworth with a 12-yard TD with 3:09 remaining to pull the Saints within a touchdown of the Falcons again... Completed four of five passes for 35 yards on a 12 play,

2 Aaron BROOKS QB (cont.)

80-yard scoring drive to put the Saints within two points of Cleveland, Nov. 24. Finished 23 of 40 for 318 yards in the losing effort... Tossed two TDs in 23-20 victory vs. Tampa Bay, Dec. 1... At Baltimore, Dec. 8, completed 9-of-25 passes for 123 yards, including a 28-yard touchdown pass to Stallworth in the first quarter... Finished 21-of-33 for 255 yards and two TD passes vs. Minnesota, Dec. 15, including a 35-yard scoring pass to WR Jake Reed... Connected with Stallworth for a 57-yard touchdown strike at Cincinnati, Dec. 22. **2001** – After earning the starting nod in a training camp quarterback competition with veteran Jeff Blake, Brooks started all 16 games and finished the season 312-of-558 (55.9 pct.) for 3,832 yards, with 26 TDs and 22 INTs. His passer rating was 76.4... Ranked third in the NFC in attempts, fifth in completions, third in yards gained... His 26 TD passes were fourth in the NFC and tied for fifth in the NFL... Ranked third in the NFL among QBs in rushing yards (358)... Completed passes to 12 different receivers during season... In the opener at Buffalo, Sept. 9, was 18-of-29 passing for 209 yards with a career-high three TD passes... His second quarter 46-yard TD pass to Albert Connell gave the Saints a 7-6 lead which they

! playernotes



Set team record in 2002 with 27 touchdown passes – which tied for second in the NFL – and his 53 TD passes since 2001 rank as the highest two-year total in club history.

Has passed for 250 yards or more 16 times, which ranks fourth in team record books.

Last year joined Archie Manning (1978-80) and Jim Everett (1994-96) as the only quarterbacks in club history to throw for over 3,000 yards in successive seasons.

In 12 of his career starts he has recorded a passer rating of 100 or above, with the Saints posting a 9-3 record in those contests.

After just two full years as an NFL starter, Brooks has recorded two of the club's top four marks for total offense in a season: A club-record 4,190 in 2001 and 3,828 yards in 2002.

would not relinquish... Was 28-of-54 for 291 yards with one TD and one interception at NY Giants, Sept. 30... Set a career-high in passing attempts, which was second on the Saints single-game list... Was 23-of-34 for 210 yards and one interception vs. Minnesota, Oct. 7... Completed 14-of-40 for 180 yards with two TD passes and one interception at Carolina, Oct. 14. Also had seven carries for 49 yards in the contest... Was 23-of-39 for 249 yards with a TD and an interception vs. Atlanta, Oct. 21... Finished 20-of-31 for 254 yards with three TD passes at St. Louis, Oct. 28. With his performance, Brooks tied a career-high in TD passes, set a career-high in passer rating (122.2) and moved into ninth place past former QB Bobby Scott on Saints all-time passing yardage list... Was 12-of-28 for 164 yards and two interceptions vs. NY Jets, Nov. 4. Also rushed for 50 yards on eight attempts... Connected on 22-of-37 for 347 yards and two TD passes at San Francisco, Nov. 11. His 63-yard completion to Willie Jackson was a career-long at the time, and his performance in the game moved Brooks into eighth place past former QB Billy Joe Tolliver on Saints all-time passing yardage list (3,417)... Enjoyed one of the best games of his career vs. Indianapolis, Nov. 18, going 19-of-22 for 249 yards and two TD passes. He also had four rushes for 26 yards, including a seven-yard touchdown burst. In the contest, Brooks set career highs with a 144.1 passer rating – the fourth-highest mark in Saints history – and an 86.4% completion percentage (third best in team history)... Was 16-of-39 for 307 yards, with a TD pass and two interceptions at New England, Nov. 25. His 65 yards rushing on seven attempts were a season-high. During the game, Brooks moved into sixth place, past former QBs Ken Stabler and Steve Walsh, on the

FOR MORE INFO LOG ON TO

www.neworleanssaints.com

77

Saints' all-time passing yardage list (3,973)...Was 26-of-40 for 330 yards, three TD passes and one interception vs. Carolina, Dec. 2, tying a career-high in TD passes...His 17-yard scoring pass to Joe Horn with 1:35 remaining in the third quarter completed a come-from-behind, 27-23 win in the fourth quarter...Was 20-of-30 for 279 yards and one TD at Atlanta, Dec. 9...Finished 23-of-40 for 269 yards with three TDs and two interceptions vs. St. Louis, Dec. 17...Was 21-of-33 for 119 yards and four interceptions in season finale vs. San Francisco, 1/6/02, before being replaced by Blake late in fourth quarter. **2000** - After becoming starting QB following season-ending injury to Jeff Blake in Game 10, Brooks completed 113-of-194 passes for 1,514 yards, nine TDs and six interceptions and an 85.7 QB rating...Also had 41 rushes for 170 yards, with two TDs...Ranked second in the NFC in fourth-quarter passer rating (101.8)...Was the top-rated QB in the postseason (92.0), completing 46-of-77 passes for 561 yards, six TDs and three interceptions...Also was the Saints' leading postseason rusher with 15 rushes for 55 yards...After seeing limited duty in Games 5 and 9, was thrust into action in Game 11 vs. Oakland, Nov. 19, following Blake's first-quarter injury...Against Oakland was 14-of-22 for 187 yards, with two TD passes and one interception. One of the scoring strikes was a then-career-long 53-yard TD pass to Willie Jackson...Earned respect of teammates quickly the following week, helping engineer a 31-24 win at defending Super Bowl Champion St. Louis, Nov. 26. In the victory, Brooks was 17-of-

! playernotes

His 441-yard passing day vs. Denver (12/3/00) is the highest in team history, and he also holds the Saints record for rushing yards by a quarterback in a game with 108 at San Francisco (12/10/00).

His 358 rushing yards in 2001 is the highest single-season total by a quarterback in Saints history.

SAINTS MAKING A DIFFERENCE: As one of the most active Saints in the community, Brooks participates in several special events, including the NFL Hometown Huddle and Starbright World program at Children's Hospital. He held his own fundraiser to benefit the Waldo Burton Boys Home and has a little brother from Big Brothers/Big Sisters of Southeastern Louisiana.

29 for 190 yards with one TD pass and two interceptions. He also carried the ball seven times for 34 yards with two TDs and became only the third QB in NFL history to beat the defending Super Bowl Champs in first career start...Was 30-of-48 for 441 yards with two TD passes and two interceptions vs. Denver, Dec. 3, setting a club record in passing yards...Helped Saints rebound with come-from-behind 31-27 win the following week at San Francisco, completing 12-of-29 passes for 203 yards and two TDs. Was nearly as dangerous with his feet as he was with his arm, rushing for 108 yards on 11 carries. That total is an all-time record for a Saints' quarterback, and it includes a memorable fourth-quarter scramble for 10 yards on fourth-and-four at the New Orleans 38. The run kept New Orleans' game-winning drive alive...Became the first NFL QB to have a 400-yard passing effort and a 100-yard rushing game in the same season and only the sixth player to have both in a career...Was 24-of-35 for 285 yards in playoff-clinching, 23-7 win vs. Atlanta, Dec. 17...Was 16-of-31 for 208 yards with two TD passes and one interception vs. St. Louis, Dec. 24...In 31-24 NFC Wild Card victory over St. Louis, Dec. 30, completed 16-of-29 for 266 yards with four TD passes and one interception...In NFC Divisional Playoff at Minnesota, 1/6/01, was 30-of-48 for 295 yards with two TDs and two interceptions. **1999** - Was the Packers' inactive Third QB for all 16 games...Earned spot on the final, 53-man roster by posting a 73.1 passer rating during the preseason, completing 5-of-11 attempts for 112 yards and a touchdown...Also rushed for 28 yards on eight carries.

COLLEGE - Earned three letters (1996-98) and started final two seasons at Virginia...Saw minimal action in 1995 after redshirting the year before...Finished among the top five in nearly every school career passing category. Departed ranked second in TD passes with 33 and was third all-time in passing yards (5,118), attempts (651), completions (357) and total offense (5,665 yards)...Held the school record with six career 300-yard passing games, including the single-game record of 390 yards, set in 1997 vs. Virginia Tech...Joined Shawn Moore as the only players in school annals to throw for 2,000 yards in more than one season (2,282 in 1997 and a career-best 2,319 in 1998)...Also rushed for 547 yards on 199 carries and scored 13 touchdowns...Started 23 consecutive games over the 1997-98 seasons, compiling a 16-7 record...Became the first Cavaliers quarterback in 30 years to start every contest in two straight seasons...Directed Virginia to a 9-3 record and a Peach Bowl appearance as a senior, completing 156 of a career-high 290 pass attempts for 12 TDs with nine interceptions...Also led Atlantic Coast Conference quarterbacks with five rushing TDs among 227 yards on 84 carries...Threw for a season-high 345 yards in 1998 victory over Virginia Tech while engineering the greatest comeback in school history...Threw a career-best 20 TD passes while being intercepted only 7 times as a junior...Holds degree in anthropology.

PERSONAL - Was voted team MVP his final two seasons at Homer L. Ferguson (Newport News, Va.) HS...Also earned first-team All-Peninsula District honors as a junior and senior. Lettered three times in football as a quarterback and free safety...Completed 268 of 481 passes (55.7%) for 4,396 yards and 42 TDs in three seasons, while also rushing for 791 yards and eight TDs...Served as team captain as a senior, when he passed for 1,167 yards and 11 TDs and rushed for 366 yards...Had career highs in yards passing (2,186) and TD passes (21) as a junior...Also earned four letters in basketball, scoring 1,069 career points and receiving first-team all-district and team MVP honors as a senior...Lettered twice in baseball...Has been a yearly participant in the NFL Hometown Huddles program...Second cousin of Atlanta Falcons QB Michael Vick...Full name: Aaron Lafette Brooks...Born March 24, 1976 in Newport News, Va.

i aaronbrooks

Year	Team	GP/GS	PASSING						RUSHING					
			Att.	Comp.	Yds.	Int	LG	TD	Rating	No.	Yds.	Avg.	LG	TD
1999	Green Bay	0/0	0	0	0	0	0	0	0.0	0	0	0.0	0	0
2000	New Orleans	8/5	194	113	1514	6	53t	9	85.7	41	170	4.1	29	2
2001	New Orleans	16/16	558	312	3832	22	63	26	76.4	80	358	4.5	26	1
2002	New Orleans	16/16	528	283	3572	15	64	27	80.1	61	256	4.2	21	2
Totals		40/37	1280	708	8918	43	64	62	79.4	182	784	4.3	29	5
Saints Totals		40/37	1280	708	8918	43	64	62	79.4	182	784	4.3	29	5

ADDITIONAL STATS: Points: (2000, 12); (2001, 6); (2002, 16) **Total: 34; Sacks-Yards Lost:** (2000, 15-94); (2001, 50-330); (2002, 37-239) **Total 102-663; Two-Point Conversion Passes:** (2001, 1); (2002, 2) **Total: 3; Fumbles Recovered:** (2001, 6); (2002, 2) **Total: 8.**

CAREER HIGHS: Attempts — 54, at N.Y. Giants (9/30/01); Completions — 30, vs. Denver (12/3/00); Completion Pct. — 86.4 (19-for-22) vs. Indianapolis (11/18/01); Passing Yards — 441, vs. Denver (12/3/00); Long Pass — 64, vs. Pittsburgh (10/6/02); Interceptions — 4 (2x), at Tampa Bay (12/23/01) & vs. San Francisco (1/6/02); Passing TDs — 3 (6x), last time at Chicago (9/22/02); Passer Rating — 144.1 (19-of-22, 249 yds., 2 TDs, 0 INT), vs. Indianapolis (11/18/01); Rushes — 12, at San Francisco (12/10/00); Rushing Yards — 108, at San Francisco (12/10/00); Long Rush — 29, at San Francisco (12/10/00); Rushing TDs — 2, at St. Louis (11/26/00).

POSTSEASON STATISTICS														
Year	Team	GP/GS	PASSING						RUSHING					
			Att.	Comp.	Yds.	Int	LG	TD	Rat.	No.	Yds.	Avg.	LG	TD
2000	New Orleans	2/2	77	46	561	3	50	6	92.0	15	55	3.7	13	0
Totals		2/2	77	46	561	3	50	6	92.0	15	55	3.7	13	0

ADDITIONAL STATS: Sacks-Yards Lost: (2000, 4-24) **Total 4-24.**

POSTSEASON CAREER HIGHS: Attempts — 48, at Minnesota (1/6/01); Completions — 30, at Minnesota (1/6/01); Completion Pct. — 62.5 (30-for-48), at Minnesota (1/6/01); Passing Yards — 295, at Minnesota (1/6/01); Long Pass — 50, vs. St. Louis (12/30/00); Interceptions — 2, at Minnesota (1/6/01); Passing TDs — 4, vs. St. Louis (12/30/00); Passer Rating — 111.5 (16-of-29, 266 yds., 4 TDs, 1 INT) vs. St. Louis (12/30/00); Rushes — 10, vs. St. Louis (12/30/00); Rushing Yards — 29, at Minnesota (1/6/01); Long Rush — 13, at Minnesota (1/6/01); Rushing TDs — 0.

2 Aaron BROOKS QB (cont.)

i brooksgamebygame




GAME-BY-GAME PASSING 2000									
	ATT	CMP	YDS	PCT	TD	INT	LG	SACKS	RT
9/3 DET				DNP					
9/10@SD				DNP					
9/17@SEA				DNP					
9/24 PHI				DNP					
10/8@CHI	0	0	0	---	0	0	0	0/0	---
10/15 CAR				DNP					
10/22@ATL				DNP					
10/29@ARZ				DNP					
11/5 SF	0	0	0	---	0	0	0	0/0	---
11/12@CAR				DNP					
11/19 OAK	22	14	187	.636	2	1	53t	3/26	101.9
11/26@STL	29	17	190	.586	1	2	21	1/5	61.0
12/3 DEN	48	30	441	.625	2	2	49	3/16	89.0
12/10@SF	29	12	203	.414	2	0	34	5/31	88.7
12/17 ATL	35	24	285	.686	0	0	52	1/4	93.2
12/24 STL	31	16	208	.516	2	1	41	2/12	81.1
Totals	194	113	1514	.582	9	6	53t	15/94	85.7

POSTSEASON									
	ATT	CMP	YDS	PCT	TD	INT	LG	SACKS	RT
12/30 STL	29	16	266	.552	4	1	50	2/15	115.5
1/6@MIN	48	30	295	.625	2	2	48t	2/9	76.3
Totals	77	46	561	.597	6	3	50	4/24	92.0

2001									
	ATT	CMP	YDS	PCT	TD	INT	LG	SACKS	RT
9/9@BUF	29	18	209	.621	3	0	46t	2/17	118.3
9/30@NYG	54	28	291	.519	1	1	41	4/35	66.2
10/7 MIN	30	15	210	.500	0	1	41	0/0	59.0
10/14@CAR	40	14	180	.350	2	1	24	2/20	56.3
10/21 ATL	39	23	249	.590	1	1	33	5/36	75.7
10/28@STL	31	20	254	.645	3	0	49t	4/16	122.2
11/4 NYJ	28	12	164	.429	0	2	26	6/26	32.4
11/11@SF	37	22	347	.595	2	0	63	1/11	108.7
11/18 IND	22	19	249	.864	2	0	56	4/28	144.1
11/25@NE	39	16	307	.410	1	2	56	1/0	56.3
12/2 CAR	40	26	330	.650	3	1	42	3/23	105.2
12/9@ATL	30	20	279	.667	1	0	50t	3/26	107.5
12/17 STL	40	23	269	.575	3	2	34	5/27	82.2
12/23@TB	38	21	248	.553	3	4	26	3/18	62.1
12/30 WAS	28	14	127	.500	1	3	22t	4/14	35.0
1/6 SF	33	21	119	.636	0	4	22	3/33	30.6
Totals	558	312	3832	.559	26	22	63	50/330	76.4

2002									
	ATT	CMP	YDS	PCT	TD	INT	LG	SACKS	RT
9/8@TB	42	24	260	.571	2	1	41t	2/10	81.5
9/15 GB	28	16	217	.571	2	2	40	1/6	76.1
9/22 @CHI	34	22	233	.647	3	1	30	1/4	101.7
9/29@DET	48	27	269	.563	2	2	28	3/22	68.8
10/6 PIT	23	13	205	.565	1	0	64	2/11	100.8
10/13@WAS	23	12	205	.522	3	1	58	2/13	104.2
10/20 SF	35	23	254	.657	3	0	25	3/11	115.7
10/27 ATL	35	16	192	.457	2	2	25	0/0	58.3
11/10@CAR	37	20	259	.541	1	0	42	2/11	85.3
11/17@ATL	31	20	279	.645	2	1	63	2/15	101.4
11/24 CLE	40	23	318	.575	0	3	59	2/9	51.9
12/1 TB	25	9	155	.360	2	0	52	4/29	84.6
12/8@BAL	25	9	123	.360	1	0	39	2/17	65.9
12/15 MIN	33	21	255	.636	2	0	35t	4/34	107.5
12/22@CIN	38	16	203	.421	1	0	57t	4/29	68.2
12/29 CAR	31	12	145	.387	0	2	28	3/18	26.9
Totals	528	283	3572	.536	27	15	64	37/239	80.1



Fakhir BROWN

35

CB

HEIGHT: 5-11 WEIGHT: 192
COLLEGE: Grambling
JOINED SAINTS: FA-02
NFL EXPERIENCE: 4th Season
BIRTHDATE: 9/21/77

NFL CAREER – Aiming to add quality depth with experience to the secondary, the Saints signed Brown prior to training camp and came away with a solid performer who could also participate on special teams. Though waived before the opener, the Louisiana native was re-signed prior to the second game. His aggressive play and rugged tackling ability helped him become a top defensive contributor off the bench while appearing in 12 contests.

CAREER TRANSACTIONS – Re-signed by New Orleans, 9/11/02; Waived by New Orleans, 9/6/02; Signed by New Orleans, 7/16/02; Waived by Oakland, 4/26/02; Signed by Oakland, 1/24/02; Waived by San Diego, 9/3/02; Signed by San Diego from their practice squad, 8/22/99; Re-signed by San Diego to practice squad, 10/16/99; Released by San Diego, 10/15/99; Activated by San Diego from practice squad, 10/9/99; Re-signed by San Diego to practice squad, 9/7/99; Released by San Diego, 9/4/99; Signed as an undrafted free agent by San Diego, 4/20/99; Signed by Toronto Argonauts (CFL), 4/6/98.

2002 – After re-signing with the Saints, Sept. 6, Brown appeared in 12 games and went on to shine in the team's defensive and special teams packages, recording 16 tackles, five passes defended, one forced fumble, 13 special teams tackles and leading the team with two special teams fumble recoveries...Brown was deactivated for games at Carolina, Nov. 10, at Atlanta, Nov. 17 and vs. Tampa Bay, Dec. 1...In Saints' debut vs. Green Bay, Sept. 15, made an immediate impact on defense and special teams, recording one tackle, one forced fumble and one special teams tackle...vs. San Francisco, Oct. 20, Brown recorded four tackles, two passes defended and an assisted special teams tackle...Brown's first quarter recovery of a blocked punt at Baltimore, Dec. 8 and subsequent 11-yard return put the Saints in scoring position. QB Aaron Brooks tossed a 28-yard TD pass two plays later to give the Saints a 10-0 lead. **2001** – After being waived by the Chargers at the end of the preseason, Brown spent 2001 out of football. **2000** – Finished season with 35 tackles and an interception...Ranked third on squad with 10 passes defended...Missed first seven games of season with shoulder injury...Returned to action in Week 8 and started final eight games at LCB...Recorded first career interception, Nov. 19, at Denver. **1999** – Played in nine games as a rookie and collected 31 tackles, two pass defenses and a forced fumble; Added a stop on special teams...Started three contests...Spent first three weeks of season on practice squad before playing first career game, Oct. 10 at Detroit...Made first career NFL start vs. Cleveland, Dec 5, and had six tackles in 23-10 win...Had career-best 10 tackles in season finale, a 12-6 win at Denver. **1998** – Spent season with Toronto Argonauts of CFL...Played in six games and

! playernotes



Signed prior to training camp after participating in the final minicamp on a tryout basis, Brown proved to be a sharp acquisition. He finished the season with 16 tackles (all solo), five passes defended and a forced fumble.

Emerges as a cog on special teams units by posting 13 stops. In addition to his sure tackling, he showed a flair for finding the ball with two fumble recoveries.

35 FakhirBROWN CB (cont.)

recorded 13 tackles, one interception and four stops on special teams.

COLLEGE – Played two seasons at Grambling...Led team and earned defensive player of the year honors with five interceptions in 1997...Returned 17 punts for 6.2 yard average...Finished collegiate career with 68 tackles, six interceptions and 11 pass break-ups...Majored in drafting and design.


PERSONAL – Had an outstanding career at Mansfield (La.) HS...Part owner of a musical studio in Mansfield called Superb Records. His partner in the venture is recording artist Crystal, who has released three albums, featuring a mix of blues and gospel tracks...Full name: Fakhir Hamin Brown...Born Sept. 21, 1977 in Detroit, Mich.

i fakhirbrown

Year	GP/GS	S	A	Total	Sk-Yds.	Int-Yds.-LG	PD	FF	FR
1999 San Diego	9/3	29	2	31	0-0	0	2	1	0
2000 San Diego	9/8	28	7	35	0-0	1-0-0	10	0	0
2002 New Orleans	12/0	16	0	16	0-0	0-0-0	5	1	0
Totals	30/11	73	9	82	0-0	1-0-0	17	2	0

Additional Stats: Special Teams Tackles: (1999, 1); (2000, 1); (2002, 13) **Total: 15; Special Teams Fumble Recoveries:** (2002, 2) **Total: 2.**

CAREER HIGHS Tackles: 10, at Denver, 2/2/00; **Interceptions:** 1, At Denver, 11/19/00



John CARNEY

3

K

HEIGHT: 5-11 WEIGHT: 180

COLLEGE: Notre Dame

JOINED SAINTS: UFA-01 (SD)

NFL EXPERIENCE: 14th Season

BIRTHDATE: 4/20/64

NFL CAREER – While Carney has consistently ranked among the NFL's most productive and accurate kickers since 1990, the 14-year veteran has taken his considerable skills to a new level since opening a second chapter of his career in New Orleans when he was signed as a free agent during training camp in 2001. Carney has converted 87.9 percent of his field goal attempts since coming to the Saints (58 of 66). In 2002, Carney turned in his most accurate full season since 1994 (31 of 35, .886) and set a club record with 130 points. His 31 field goals also tied a Saints single-season record (Morten Andersen, 1985). Carney already ranks in the club's career top five for scoring (243 points, tied for fifth) and field goals (58, third). Prior to coming to New Orleans, Carney spent 11 seasons with the San Diego Chargers. During his career, Carney has drilled 321 of 391 field goal attempts (.821), which ranks third in the NFL among active kickers with a minimum of 100 field goals (trailing K Mike Vanderjagt of the Colts, 137 of 161, .851 and K Olindo Mare of Miami, 159 of 191, .832). Carney's career totals of 1,331 points and 321 field goals also rank third among active kickers. He led the Chargers in scoring in 10 of 11 seasons (1990-96, 98-00). In addition to moving up the Saints' all-time kicking and scoring charts, Carney also holds the majority of San Diego's kicking records.

3 JohnCARNEY K (cont.)

CAREER TRANSACTIONS – Re-signed by New Orleans to five-year contract, 3/7/03; Re-signed by New Orleans, 3/18/02; Signed by New Orleans, 8/5/01; Placed on reserve/injured, 11/15/97; Re-signed by San Diego, 4/6/94; Re-signed by San Diego, 6/9/93; Re-Signed by San Diego, 7/27/92; Signed by San Diego, 10/3/90; Released by the L.A. Rams, 9/26/90; Signed by the L.A. Rams, 9/21/90. Released by San Diego, 8/28/90; Signed by San Diego, 4/21/90; Re-signed by Tampa Bay, 12/13/89; Released by Tampa Bay, 9/5/89; Re-signed by Tampa Bay, 4/5/88; Released by Tampa Bay, 10/14/87; Signed by Tampa Bay, 9/24/87; Released by Cincinnati, 8/10/87; Signed as undrafted free agent by Cincinnati, 5/1/87.

HONORS – 2001: NFC Special Teams Player of the Month (October); NFC Special Teams Player of the Week (Weeks 4 and 7). 2000: AFC Special teams Player of the Week (Week 13). 1999: AFC Special Teams Player of the Week (Week 14). 1998: AFC Special Teams Player of the Week (Week 1). 1996: AFC Special Teams Player of the Week, (Weeks 1 and 5); AFC Special Teams Player of the Month (September). 1994: Pro Bowl; Associated Press, *College & Pro Football Newsweekly*, *The Sporting News* and *USA Today* first team All-Pro, *Football News* and United Press International All-AFC, AFC Special Teams Player of the

! playernotes

One of the team's most consistent offensive weapons, Carney shattered club scoring record in 2002 with 130 points (third-highest in the NFL).

Kicked 31 field goals last season, tying the Saints' single-season record.

Enters the 2003 season needing 35 points to pass Fred Cox for 15th in league history in scoring. If Carney matches his 2002 total of 130 points, Carney will also pass K Jim Bakken (1,380), K Mark Moseley (1,382), K Matt Bahr (1,422) and K Jim Turner (1,439) into 11th in NFL history in scoring. K Pat Leahy is ranked 10th with 1,470 points.

Career accuracy rate of .821 ranks third among active NFL kickers with a minimum of 100 field goals.

Week (Week 4), AFC Special Teams Player of the Month (October). 1993: AFC Special Teams Player of the Week (Week 3), AFC Special Teams Player of the Month (September). 1990: Special Teams Player of the Year (Teammates).

2002 – Produced a record-setting season, leading the Saints with a franchise-record 130 points and finishing third in the NFL and NFC in scoring among kickers...Broke the previous team record of 121 (K Morten Andersen, 1987)...Connected on 31-of-35 FG attempts and 37-of-37 PATs...His 31 FGs tied the team record also established by Andersen in 1985...Carney's .886 FG accuracy made him the most accurate kicker in the NFC in 2002 and was his most accurate season since 1994 (34-of-38, .895)...Handled kickoffs for Weeks 1-3, while Toby Gowin recovered from an injury...Made 4-of-4 FG (40, 48, 31 and 48) vs. Pittsburgh, Oct. 6...Drilled 3-of-3 FG (21, 23 and 36) and 4-of-4 PAT at Washington, Oct. 13...Was 3-of-3 FG (33, 27 and 48) vs. Cleveland, Nov. 24...Made 3-of-3 FG (34, 28 and 28) and 4-of-4 PAT at Baltimore, Dec. 8...Converted 3-of-3 FG (40, 34 and 27) vs. Minnesota, Dec. 15. **2001** – After joining Saints in the middle of training camp, Carney solidified the kicking position for New Orleans, appearing in 15 games (was on active list vs. San Francisco, 1/6/02, but did not play)...Led the team with 113 points, as he reached the 1,200-point mark for his career and reached the 100-point mark for the sixth time...Finished season ranked fourth in

FOR MORE INFO LOG ON TO

www.neworleanssaints.com

the NFC in scoring among kickers...Connected on 27-of-31 FG attempts (.871) and 32-of-32 extra point attempts...Opened season making his first 11 FG attempts...During this stretch was 5-of-5 vs. Minnesota, Oct. 7, tying club record for FGs in a game...Was selected as NFC Special Teams Player of the Week for his efforts, his ninth Player of the Week award, the most by any NFL kicker...Made 5-of-5 attempts again at St. Louis, Oct. 28...Final attempt of the day, a 27-yarder, clinched a 34-31 win over the Rams...For his efforts, which also tied the club record for FGs in a game for the second time this season, was named NFL Special Teams Player of the Week for the second time and 10th of his career...Made 4-of-4 FG attempts at San Francisco, Nov. 11. **2000** – Handled Chargers kicking duties in all 16 games...Finished season as team leader with 81 points...Connected on 18-of-25 FG attempts (.720) and 27-of-27 PAT attempts...Helped Chargers snap an 11-game losing streak in game 12 vs. Kansas City, Nov. 26, when he booted a 52-yard FG with just over two minutes remaining to spark a 17-16 win...Was 2-of-2 in FG attempts and made all three PAT attempts vs. New Orleans, Sept. 10. **1999** – Handled Chargers kicking duties in all 16 games...Finished season as team leader with 115 points, which ranked seventh in the AFC...Connected on 31-of-36 FG (.861) and 22-of-23 PAT attempts...Opened campaign with season-high 14 points by connecting on 4-of-4 FG (27, 23, 21 and 42 yards) and both PAT attempts at Cincinnati, Sept. 19...Hit season-long 50-yard FG vs. Indianapolis, Sept. 26...Earned AFC Special Teams Player of Week honors for hitting all four FG attempts (33, 42, 28 and 41 yards) and one PAT

! playernotes



Career totals of 1,331 points and 321 field goals among the top totals among active NFL kickers.

Two-year scoring total of 243 points highest by a Saints' kicker in club history over two seasons.

Enters season third in Saints history in field goals made (58) and tied for fifth in scoring (243 points).

Has led his team in scoring in 12 of the last 13 seasons.

Selected to the Pro Bowl as a member of the San Diego Chargers in 1994.

SAINTS MAKING A DIFFERENCE: His charitable foundation – “KickStart for Kids” – raises money so children with physical deformities can have plastic surgery. He has raised over \$1 million for these children since establishing his foundation in 1992.

attempt to supply 13 of San Diego's points in 19-16 win in Game 13 at Seattle, Dec. 12...Connected on 3-of-3 FG attempts against Oakland, Dec. 26, including 37-yard game-winner in fourth quarter which gave him 1,001 career points, which made him only the 28th player in NFL history to score more than 1,000 career points. **1998** – Played in all 16 games...Finished season as team leader with 97 points...Connected on 26-of-30 FG and 19 PAT attempts...Opened season with stellar performance, hitting 3-of-3 field goals from 48, 47 and game-winner of 54 yards vs. Buffalo, Sept. 6. For his efforts, he was named AFC Special Teams Player of the Week...54-yard game winner against Bills tied his personal and career-long. **1997** – Became San Diego's all-time points leader with 767 in Game 3 against Carolina, Sept. 14 with a PAT, ...Played in first four games before suffering strained medial collateral ligament in his right knee at Seattle, Sept. 21, and missing remainder of the season...Finished year with perfect marks in PATs (5-of-5) and FG (7-of-7) for 26 points. **1996** – Kicked for Chargers in all 16 regular-season games...Named AFC Special Teams Player of the Week twice and Player of the Month once...Finished season as team leader and ranked fourth in AFC with 118 points...Made 31-of-31 PAT attempts and 29-of-36 (.805)

field goal attempts...Named AFC Special Teams Player of the Week in Week 1 after compiling 17 points by hitting 2-of-2 PATs and 5-of-5 FG (35, 53, 22, 50 and 31 yards) vs. Seattle, Sept. 1. That performance marked second time in Carney's career he made two field goals from 50 yards or longer in same game...Named AFC Special Teams Player of the Week in Week 5 after making lone PAT attempt and 5-of-5 field goals (33, 38, 44, 39 and 33 yards) vs. Kansas City, Sept. 29...Was named AFC Special Teams Player of the Month of September after making 11-of-11 PATs and 15-of-17 FG for 56 points. **1995** – Kicked for Chargers in all 16 regular-season games and one postseason contest...Became Chargers' all-time leading FG kicker in Game 15 at Indianapolis when he made 147th and 148th field goals of his career with San Diego...Led Chargers with 95 points, marking sixth-consecutive season that he was team leader...Finished regular season 21-of-26 on FG attempts (.808) and 32-of-33 PATs (.970)...Set team postseason record with 54-yard FG in Wild Card playoff game vs. Indianapolis, Dec. 31. **1994** – Led NFL with career-high 135 points in 1994...Named to first career Pro Bowl...Named AFC Special Teams Player of Month for October after hitting 14-of-14 FG and 8-of-8 PATs for total of 50 points during the month...Was fifth consecutive year he led Chargers in points scored...Perfect 33-of-33 PAT attempts and hit 34-of-38 FG...His 34 FG broke his team record...Continued excellence in postseason, connecting on 5-of-5 PATs and 4-of-4 FG...Named AFC Special Teams Player of the Week after he hit 4-of-4 FG, including 33-yarder with two seconds left to defeat Raiders, 26-24, Sept. 25, to give Chargers 4-0 record...Tied career-high with season-high 18 points in 36-22 win at New Orleans Oct. 16, when he hit all three PAT attempts and all five FG attempts (49, 31, 29, 29 and 28 yards)...Hit 5-of-5 FG again the following week vs. Denver, Oct. 23...Continued to kick with perfection in playoffs, hitting two of two FG (20 and 21 yards) in 22-21 win over Miami in AFC Divisional Playoff game, 1/8/95...Made 20-yard FG and both PAT attempts in 17-13 win over Pittsburgh in AFC Championship Game, 1/15/95...Drilled 31-yard FG in Super Bowl XXIX vs. San Francisco, 1/29/95. **1993** – Led San Diego with a team-record 124 points...His 31 FG in 1993 broke his own team record of 26, set in 1992...Set team records for FG in single game and FG in single game with no misses by hitting 6-of-6 FG twice...Made 6-of-6 FG in season-opening 18-12 win over Seattle, Sept. 5...Made 6-of-6 field goals and supplied all of Chargers' points again two weeks later when San Diego defeated Houston 18-17, Sept. 19...His final FG of Houston game was his 29th consecutive, setting new NFL record...Also made 31-of-33 PAT attempts on the season. **1992** – Chargers' scoring leader with 113 points...35-of-35 on PAT attempts...Hit then single season club record 26 FG, including 16 straight to finish out the season...Perfect on every FG attempt in Chargers' final six regular season games (16-for-16). **1991** – Led Chargers in scoring with 88 points...Set club record with 54-yard FG to give San Diego 17-14 last-second victory over Seattle, Nov. 10...Also kicked game-winning, 19-yard FG following week with five seconds remaining to solidify 24-21 win over playoff-bound New Orleans, 11/17...Hit 31-of-31 PATs and 19-of-29 FG. **1990** – Set club record with .905 field goal percentage by hitting 19 of 21 FG attempts...Led Chargers in scoring with 84 points...Originally joined Chargers as Plan B free agent from Tampa Bay, April 2, but was released by team on final preseason roster cut...Received second chance after fourth week of season and turned in top performance of any kicker in team history...Nearly flawless in final 12 games after being resigned by San Diego, Oct. 2...Hit 27-of-28 PAT and 19-of-21 FG...Had one-game stint with Rams before joining Chargers, handling kickoffs in game vs. Philadelphia, Sept. 23. **1989** – Activated by Tampa Bay for final two games...Handled kickoff duties in Week 15 at Detroit. **1988** – Joined Tampa Bay for final four games...Two of five on FG attempts in those games and made all six PATs...Spent preseason in Buccaneers camp before being waived. **1987** – Originally signed by Cincinnati as rookie free agent and waived in camp before joining Tampa Bay.

3 John CARNEY K

(cont.)

COLLEGE – Finished career as Notre Dame's all-time field goal leader, drilling 51 of 69 attempts for a .739 accuracy percentage...Departed school ranked second on Irish scoring chart with 223 points...Game-winning, 19-yard field goal at USC on the final kick of his college career capped Irish comeback in 38-37 victory in 1986.

PERSONAL – All-state kicker for Cardinal Newman (West Palm Beach, Fla.), where he also served as punter...Avid surfer and enjoys golfing...A very caring and community-minded player, Carney was named Chargers NFL Man of the Year in 1995, '96, '98 and '99, an award he also shared in 1997...John and his wife, Holly, have two sons, Luke and John David, and daughter Keely Marie...Full name: John Michael Carney...Born April 20, 1964 in Hartford, Conn.

i johncarney




Year	Team	GP	Total	Pct.	FIELD GOALS							PAT		
					1-19	20-29	30-39	40-49	50+	Blk.	LG	Total	Blk.	Pts.
1987	Tampa Bay	0	0-0	.000	0-0	0-0	0-0	0-0	0-0	0	0	0-0	0	0
1988	Tampa Bay	4	2-5	.400	0-0	2-3	0-1	0-1	0-0	2	29	6-6	0	12
1989	Tampa Bay	1	0-0	.000	0-0	0-0	0-0	0-0	0-0	0	0	0-0	0	0
1990	L.A. Rams	1	0-0	.000	0-0	0-0	0-0	0-0	0-0	0	0	0-0	0	0
	San Diego	12	19-21	.905	2-2	8-8	6-7	3-3	0-1	0	43	27-28	0	84
1991	San Diego	16	19-29	.655	1-1	6-6	6-8	4-10	2-4	1	54	31-31	0	88
1992	San Diego	16	26-32	.813	0-0	13-14	5-7	7-8	1-3	1	50	35-35	0	113
1993	San Diego	16	31-40	.775	1-1	7-7	14-17	7-12	2-3	3	51	31-33	0	124
1994	San Diego	16	34-38	.895	0-0	12-12	15-15	5-9	2-2	0	50	33-33	0	135
1995	San Diego	16	21-26	.808	0-0	8-8	10-11	3-5	0-2	0	45	32-33	0	95
1996	San Diego	16	29-36	.805	0-0	11-13	8-8	7-12	3-3	1	53	31-31	0	118
1997	San Diego	4	7-7	1.000	0-0	3-3	2-2	2-2	0-0	0	41	5-5	0	26
1998	San Diego	16	26-30	.867	0-0	11-12	5-5	8-10	2-3	0	54	19-19	0	97
1999	San Diego	16	31-36	.861	2-2	13-13	6-8	9-12	1-1	1	50	22-23	1	115
2000	San Diego	16	18-25	.720	1-1	3-3	5-7	7-10	2-4	2	54	27-27	0	81
2001	New Orleans	15	27-31	.871	0-0	7-7	11-11	8-12	1-1	2	50	32-32	0	113
2002	New Orleans	16	31-35	.886	0-0	9-9	11-13	11-12	0-1	0	48	37-37	0	130
Totals		197	321-391	.821	7-7	113-118	104-120	81-118	16-28	13	54	368-373	1	1331
Saints Totals		31	58-66	.879	0-0	16-16	22-24	19-24	1-2	2	50	69-69	0	243

ADDITIONAL STATS: Punting — (1993, 4-155 yds., 38.8 avg., 34.8 net avg., 0 tb, 1 inside-the-20, 46 long, 0 blk.)
Total: 4-155 yds., 38.8 avg., 34.8 net avg., 0 tb, 1 inside-the-20, 46 long, 0 blk; Consecutive FG Made — 29,
 11/22/92 to 9/19/93; **Consecutive PAT Made — 96,** (9/3/00 to present); **Fumble Recoveries — (1999, 1) Total: 1.**
CAREER HIGHS: FG Made — 6, vs. Seattle (9/5/93) & vs. Houston (9/19/93); **FG Attempts — 6,** vs. Seattle (9/5/93)
 & vs. Houston (9/19/93); **Longest FG — 54 (3x),** last time at Kansas City (9/17/00); **Longest FG Attempt — 56 (2x),**
 vs. Seattle (10/27/91) & vs. Denver (12/5/93); **PAT Made — 6,** vs. Miami (12/27/94); **PAT Attempted — 6,** vs. Miami
 (12/27/94); **Points — 18 (4x),** last time at New Orleans (10/16/94).

Year	Team	GP	Total	Pct.	POSTSEASON FIELD GOALS							PAT		
					1-19	20-29	30-39	40-49	50+	Blk.	LG	Total	Blk.	Pts.
1992	San Diego	2	1-2	.500	0-0	0-0	1-1	0-0	0-1	0	34	2-2	0	5
1994	San Diego	3	4-4	1.000	0-0	3-3	1-1	0-0	0-0	0	31	5-5	0	17
1995	San Diego	1	2-2	1.000	0-0	0-0	1-1	0-0	1-1	0	54	2-2	0	8
Totals		6	7-8	.875	0-0	3-3	3-3	0-0	1-2	0	54	9-9	0	30

ADDITIONAL STATS: Consecutive FG Made — 7, 1/2/93 to 12/31/95 (current); **Consecutive PAT Made — 9,** 1/2/93 to 12/31/95 (current).
CAREER HIGHS: FG Made — 2 (2x), vs. Miami (1/8/95) & vs. Indianapolis (12/31/95); **FG Attempts — 2 (3x),** last time vs. Indianapolis (12/31/95); **Longest FG — 54,** vs. Indianapolis (12/31/95); **Longest FG Attempt — 54** vs. Indianapolis (12/31/95); **PAT Made — 2 (3x),** last time vs. Indianapolis (12/31/95); **PAT Attempted — 2,** last time vs. Indianapolis (12/31/95); **Points — 8 (2x),** vs. Miami (1/8/95) & vs. Indianapolis (12/31/95).



Travis CARROLL 55

HEIGHT: 6-4 WEIGHT: 240
 COLLEGE: Florida
 JOINED SAINTS: FA-02
 NFL EXPERIENCE: 2nd Season
 BIRTHDATE: 10/26/78

LB

NFL CAREER – Undrafted free agent made the final, 53-man roster after a stellar preseason when he led the Saints with 16 tackles (12 solo) and added an interception and a fumble recovery. During the regular season, he appeared in six games and made his mark on the special teams' coverage units, finishing with a dozen tackles.

CAREER TRANSACTIONS – Signed by the Saints, 4/23/02.

2002 – Had a season-high three special teams tackles at Tampa Bay, Sept. 8, and equaled that total vs. Green Bay, Sept. 15...Suffered right leg injury vs. Pittsburgh, Oct. 6, and was declared inactive for games 6-15 as he recovered from injury before returning to the active roster for the finale vs. Carolina, Dec. 29.

COLLEGE – After transferring from Alabama in August of 1999, Carroll played in 17 regular season games at Florida and notched six starts – including opening two bowl games for the Gators...While at Florida, he recorded 84 tackles, three passes defended, two forced fumbles, three interceptions and a sack...During his two seasons at Alabama, Carroll recorded 122 tackles...Was a two-year starter for Crimson Tide and was named to the SEC All-Freshman Team in 1996...Majored in exercise and sports sciences.


PERSONAL – Regarded as one of the nation's premier prep linebackers while at the Bolles (Jacksonville, Fla.) School...A three-time first-team all-state selection (Class 4A) who was rated the nation's top high school linebacker in 1996...Enjoys going to the beach, playing basketball and video games...Has two sisters: Amber and Jamie...Born Oct. 26, 1978 in Jacksonville, Fla.

i traviscarroll



Year	Team	GP/GS	S	A	TT	Sk.-Yds.	Int.-Yds.-LG	PD	FF	FR
2002	New Orleans	6/0	0	0	0	0-0	0-0-0	0	0	0
Totals		6/0	0	0	0	0-0	0-0-0	0	0	0

ADDITIONAL STATS: Special Teams Tackles — (2002, 12) **Total: 12.**
CAREER HIGHS: Tackles — 0; Sacks — 0; Interceptions — 0; Int. Ret for TD — 0; Forced Fumbles — 0; Fumble Recoveries — 0.


**Dale
CARTER**
21
CB

HEIGHT: 6-1 **WEIGHT:** 194
COLLEGE: Tennessee
JOINED SAINTS: UFA-02 (Min)
NFL EXPERIENCE: 11th Season
BIRTHDATE: 11/28/69

NFL CAREER – His collection of honors and awards rivals any of his cornerback contemporaries in the NFL as Carter enters 2003 with 24 career interceptions and 118 passes defended. The four-time Pro Bowler was one of the Saints' top free agent acquisitions in 2002 and helped solidify left side of secondary with his elite cover skills and speed. Last season, Carter entered the starting lineup after serving an eight-game suspension mandated by the NFL and will benefit this season by participating in training camp.

HONORS – 1997: Pro Bowl Starter, *Pro Football Weekly* and *Football News* 1st Team All-AFC. 1996: Pro Bowl Starter, *The Sporting News* All-Pro, Associated Press second-team All-Pro, United Press International and *Football News* first-team All-AFC. 1995: Pro Bowl Starter, *USA Today* All-NFL, Associated Press and *College and Pro Football Newsweekly* second-team All-Pro. 1994: Pro Bowl. 1992: NFL Rookie of the Year, Pro Football Writers NFL Rookie of the Year, Associated Press, *Pro Football Weekly* and *College and Pro Football Newsweekly* (co-winner) NFL Defensive Rookie of the Year, UPI Rookie of the Year.

CAREER TRANSACTIONS – Reinstated by the NFL, 11/4/02; Suspended by NFL for violating league substance abuse policy, 7/19/02; Signed by New Orleans, 3/12/02; Signed by Minnesota, 11/8/01; Released by Denver, 11/6/01; Suspended by NFL for violating league substance abuse policy, 4/25/00; Signed by Denver, 2/19/99; Offer matched by Kansas City, 7/19/96; Tendered offer sheet by Minnesota, 7/12/96; Placed on reserve/injured, 1/7/94; Designated by Kansas City as transition player, 2/25/93; Selected by Kansas City in first round (20th pick overall) of 1992 NFL draft.

2002 – Started seven games at LCB for the Saints upon being reinstated and recorded 28 tackles, one interception and nine passes defended...In first action of season at Carolina, Nov. 10, Carter showed little rust while posting two tackles and three passes defended. His rugged tackle of Carolina RB Lamar Smith at the New Orleans 2 helped prevent a Panther touchdown and eventually forced them to kick a field goal, preserving a 13-10 Saints lead...Recorded three tackles, a 25-yard interception return and two passes defended vs. Cleveland, Nov. 24...Suffered left shoulder separation in second quarter vs. Tampa Bay, Dec. 1 and did not return...Was inactive due to the shoulder injury at Baltimore, Dec. 8...Recorded a season-high nine tackles vs. Minnesota, Dec. 15...Had six tackles and three passes defended at Cincinnati, Dec. 22...Forced from season finale vs. Carolina, Dec. 29, in first quarter with broken left forearm. **2001** – Signed by Minnesota in week leading up to game at Philadelphia, Nov. 11...Played in game on special teams...Started first game as a Viking vs. NY Giants, Nov. 19 on Monday Night Football...Started the final eight games at LCB...Notched season-high nine tackles vs. Chicago, Nov. 25, and at Pittsburgh, Dec. 2, games in which both teams were held to under 200 yards passing...Posted a season-high three pass defenses vs. Tennessee, Dec. 9...Hobbled in the final two games of the season with a hamstring injury. **2000** – Placed on reserve/suspended for entire season. **1999** – In first season with Broncos, started at RCB in 14 games and ranked fifth on the team with 73 tackles. Also posted a pair of interceptions, a forced fumble and a team-high 12 passes defended...Inactive for final two games of the season with a right knee injury...His first interception for the Broncos came vs. Green Bay, Nov. 17, in a game where he also had three passes defended...Notched second interception of the season vs. Oakland, Nov. 22, which he

21 Dale CARTER CB
(cont.)

returned 34 yards to set up a Denver field goal in a 27-21 overtime win. **1998** – Played in 11 games with nine starts at LCB for Kansas City...Had 54 tackles (34 solo) and two interceptions (23 yards)...Notched a team-high 10 tackles and a pass defense vs. Oakland, Sept. 6...Did not start the following week at Jacksonville, Sept. 13, because of a foot injury, but recorded two tackles...Suffered right knee sprain at New England, Oct. 11, and left the game after making three tackles...Started at LCB vs. NY Jets, Nov. 1, but suffered an injury to his left forearm in the first quarter and did not return...Inactive at Seattle, Nov. 8, vs. Denver, Nov. 16, and at San Diego, Nov. 22...Returned to action vs. Arizona, Nov. 29 in a reserve role and had five tackles and a pass defense...Inactive for the final two games of the season with a recurring forearm injury. **1997** – Started 15 of the 16 games he played...Posted 77 tackles, two interceptions and nine passes defended...Earned fourth consecutive trip to the Pro Bowl and his third-straight trip as a starter...Named first team All-AFC by *Pro Football Weekly* and *Football News*. **1996** – Made third straight trip to the Pro Bowl and second consecutive berth as a starter...Started 14 of the 16 games he played on the season...Missed final two games with a knee injury...Led the team with 21 pass defenses along with three interceptions, two forced fumbles and a fumble recovery...Ranked fifth on the team with 65 tackles...Named All-Pro by *The Sporting News*, and was a second-team All-Pro choice by Associated Press and *Football News*...Had the second rushing attempt of his career against Minnesota, Nov. 3. **1995** – Played in all 16 games with 14 starts and earned

! playernotes



Savvy veteran defender gives Saints a shutdown corner to match with opponent's top wide receiver.

Only current player in the NFL to have scored a touchdown on a punt return, an interception return and as a wide receiver.

Four-time Pro Bowl selection and 1992 NFL Rookie of the Year.

Immediately entered the starting lineup in 2002 after serving an NFL suspension during the first half of the season.

Durable and consistently productive over his career, Carter has only missed 11 games due to injuries.

his second-straight Pro Bowl berth, his first as a starter...A first team All-NFL choice by USA Today and earned second-team honors from Associated Press...Named first team All-AFC by *Pro Football Weekly*...Led the Chiefs with four interceptions and led the team for the fourth-straight season with 16 pass defenses...Notched 70 tackles and had nine special teams stops...Posted four interceptions in a three-game stretch, getting one vs. New England, two vs. Denver, one vs. Washington. **1994** – Started all 16 games and earned first trip to the Pro Bowl...Ranked third on the team in tackles with 94...Intercepted two passes and had 15 pass defenses...Returned 16 punts for a 7.8 yard average and had a season-long 42-yarder vs. Seattle, Nov. 27...Had interceptions against Cleveland, Nov. 20 and Atlanta, Sept. 18. **1993** – Started 11 of 15 games...Ranked eighth on the team with 58 tackles (43 solo)...Also recorded 12 pass defenses, an interception and a forced fumble...Returned 27 punts for a 9.1 yard average to rank sixth in the AFC...Blocked an extra point and had 10 special teams tackles...Missed final game of the regular season and all three playoff games after breaking forearm at Minnesota, Dec. 26...Moved to RCB after starting the first three games at LCB in place of injured Albert Lewis. **1992** – Played in all 16 games with nine starts as a rookie...Won the Bert Bell trophy as the NFL Rookie of the Year...Named NFL Rookie of the Year by the Pro Football Writers of America and earned NFL Defensive Rookie of the Year honors from Associated Press and *Pro Football Weekly*...Named the UPI Rookie of the

Year and named to virtually every All-Rookie team...Scored a TD the first time he touched the ball in an NFL game by scoring on a 46-yard punt return against San Diego, Sept. 6...Had a career-long 86-yard punt return for a score against Seattle, Nov. 22...Notched seven interceptions as a rookie to rank third in the AFC.

COLLEGE — Played free safety and was a kick returner at Tennessee...Named first team All-America as a senior...Played two seasons at Tennessee after transferring from Ellsworth (Iowa) CC...During career with Volunteers, had 108 tackles, nine interceptions and 10 passes defended, while averaging 27.7 yards on 44 kick returns and 9.9 yards on 53 punt returns...Scored a touchdown on a kick return and interception return...As a senior, Carter was an honorable mention All-America by Associated Press, Football Writers Association, Football News and Walter Camp as a senior...An All-SEC choice and a finalist for the Jim Thorpe Award...As a junior was an All-America choice by *The Sporting News* and a second-team choice by Associated Press, leading the Vols secondary with 50 tackles (41 solo) and four interceptions...He also averaged 13.1 yards on 29 punt returns and recorded 58 tackles (43 solo) and five interceptions...Twice named first team All-American at Ellsworth CC, setting a school career record with 17 interceptions (11 as a freshman) while returning six kicks for scores.

PERSONAL — Starred as a wide receiver and kick returner at Newton County (Covington, Ga.) HS as he led the team to a 10-1 record as a senior, returning a punt or kickoff for a touchdown in every contest that year...Brother is former Saints WR Jake Reed (2000, 2002)...Born Nov. 28, 1969 in Covington, Ga.

i dalecarter



Year	Team	GP/GS	S	A	TT	Sk.-Yds.	Int-Yds.-LG	PD	FF	FR
1992	Kansas City	16/9	39	16	55	0-0	7-65-36	15	0	0
1993	Kansas City	15/11	43	15	58	0-0	1-0-0	12	1	0
1994	Kansas City	16/16	50	44	94	0-0	2-24-24	15	1	0
1995	Kansas City	16/14	54	16	70	0-0	4-45-29	16	0	1
1996	Kansas City	14/14	55	10	65	0-0	3-17-17	21	2	1
1997	Kansas City	16/15	55	22	77	0-0	2-9-9	9	0	0
1998	Kansas City	11/9	34	20	54	0-0	2-23-23	9	1	0
1999	Denver	14/14	57	16	73	0-0	2-48-34	12	1	0
2000	Denver	reserve/suspended								
2001	Minnesota	9/8	27	10	37	0-0	0-0-0	6	0	0
2002	New Orleans	7/7	25	3	28	0-0	1-25-25	9	0	0
Totals		134/107	439	172	612	0-0	24-256-36	118	6	2
Saints Totals		7/7	25	3	28	0-0	1-25-25	9	0	0

PUNT RETURNS						KICKOFF RETURNS					
Year	Team	No.	Yds.	Avg.	LG	TD	No.	Yds.	Avg.	LG	TD
1992	Kansas City	38	298	10.5	86	2	11	190	17.3	39	0
1993	Kansas City	27	247	9.1	30	0	0	0	0.0	0	0
1994	Kansas City	16	124	7.8	42	0	0	0	0.0	0	0
1995	Kansas City	0	0	0.0	0	0	0	0	0.0	0	0
1996	Kansas City	2	18	9.0	15	0	0	0	0.0	0	0
1997	Kansas City	0	0	0.0	0	0	0	0	0.0	0	0
1998	Kansas City	0	0	0.0	0	0	0	0	0.0	0	0
1999	Denver	0	0	0.0	0	0	0	0	0.0	0	0
2000	Denver	reserve/suspended									
2001	Minnesota	0	0	0.0	0	0	0	0	0.0	0	0
2002	New Orleans	0	0	0.0	0	0	0	0	0.0	0	0
Totals		83	787	9.5	86	2	11	190	17.3	39	0
Saints Totals		0	0	0.0	0	0	0	0	0.0	0	0


ADDITIONAL STATS: Receiving — (1996, 6 rec., 89 yds., 14.8 avg., 46 LG, 1 TD) **Total: 6 rec., 89 yds., 14.8 avg., 46 LG, 1 TD**; Rushing — (1993, 1 att., 2 yds., 2.0 avg., 2 LG, 0 TD), (1996, 1 att., 3 yds., 3.0 avg., 3 LG, 0 TD) **Total: 2 att., 5 yds., 2.5 avg., 3 LG, 0 TD**; Special Teams Tackles — (1992, 13), (1993, 10), (1994, 2), (1995, 9), (1996, 1), (1997, 5) **Total: 40**.

CAREER HIGHS: Tackles — 14, at Atlanta (9/18/94); Interceptions — 2, at Denver (10/22/95); Int. Ret. for TD — 1, vs. Denver (12/27/92); Forced Fumbles — 1 (6x); Fumble Recoveries — 1 (2x), vs. Pittsburgh (10/7/96) & vs. Arizona (10/1/95); Punt Returns — 5 (2x), vs. Denver (12/27/92) & at Tampa Bay (9/5/93); Punt Return Yards — 100, at Seattle (11/22/92); Long Punt Return — 86, at Seattle (11/22/92); Punt Returned For TD — 1 (2x), at San Diego (9/6/92) & at Seattle (11/22/92); Rushes — 1 (2x), vs. Buffalo (11/28/93) & vs. Minnesota (11/3/96); Rushing Yards — 3, vs. Minnesota (11/3/96); Long Rush — 3 vs. Minnesota (11/3/96); Rushing TDs — 0; Receptions — 3, at Seattle (9/15/96); Receiving Yards — 61, at Seattle (9/15/96); Long Reception — 46, at Seattle (9/15/96); Receiving TDs — 1, at Seattle (9/15/96).

POSTSEASON										
Year	Team	GP/GS	S	A	TT	Sk.-Yds.	Int-Yds.-LGPD	FF	FR	
1992	Kansas City	1/0	1	0	1	0-0	0-0-0	0	0	0
1994	Kansas City	1/1	5	0	5	0-0	0-0-0	0	0	0
1995	Kansas City	1/1	1	0	1	0-0	0-0-0	1	0	0
1997	Kansas City	1/1	0	0	0	0-0	0-0-0	0	0	0
Totals		4/3	7	0	7	0-0	0-0-0	1	0	0

PUNT RETURNS						KICKOFF RETURNS					
Year	Team	No.	Yds.	Avg.	LG	TD	No.	Yds.	Avg.	LG	TD
1992	Kansas City	1	1	1.0	1	0	1	5	5.0	5	0
1994	Kansas City	1	7	7.0	7	0	0	0	0.0	0	0
1995	Kansas City	0	0	0.0	0	0	0	0	0.0	0	0
1997	Kansas City	0	0	0.0	0	0	0	0	0.0	0	0
Totals		2	8	4.0	7	0	1	5	5.0	5	0

CAREER HIGHS: Tackles — 5, at Miami (12/31/94); Punt Returns — 1 (2x), at San Diego (1/2/93) & at Miami (12/31/94); Punt Return Yards — 7, at Miami (12/31/94); Long Punt Return — 7, at Miami (12/31/94); Punt Returned For TD — 0; Kickoff Returns — 1, at San Diego (1/2/93); Kickoff Return Yards — 5, at San Diego (1/2/93); Long Kickoff Return — 5, at San Diego (1/2/93); Kickoff Returned for TD — 0.


**Martin
CHASE**
92
DT

HEIGHT: 6-2 **WEIGHT:** 310
COLLEGE: Oklahoma
JOINED SAINTS: Wai-00 (Bal)
NFL EXPERIENCE: 6th Season
BIRTHDATE: 12/19/74

NFL CAREER – Few teams have the luxury of a proven, 300-pound defensive tackle with starting experience to serve as a reserve in the trenches. Chase brings that to New Orleans, giving the Saints terrific depth with his hard-nosed play. A shrewd acquisition by the club when he was claimed off waivers in 2000, Chase is expected to compete for more playing time in 2003 after playing in 13 games last season.

CAREER TRANSACTIONS – Re-signed by New Orleans, 1/9/02; Claimed off of waivers by New Orleans, 8/28/00, after being waived by Baltimore, 8/27/00; Placed on reserve/injured, 8/25/98; Was drafted by Baltimore with its first pick in the fifth-round of the 1998 draft (124th overall).

2002 – Saw action in 13 games and started one contest...finished the season with 23 tackles (14 solo)...Recorded two assisted tackles at Tampa Bay, Sept. 8...Played, but did not record a tackle vs. Green Bay, Sept. 15...Posted one tackle vs. Pittsburgh, Oct. 6...Started at RDT for an injured Grady Jackson at Atlanta, Nov. 17, and recorded three solo tackles...Declared inactive for games 11-13...Recorded one assisted tackle at Cincinnati, Dec. 22.

! worth noting



Force in the trenches who has prototype combination of size and strength.

Versatile skills make him an able run-stuffer and effective inside pass rusher.

Has played in 29 games over the last two seasons with four starts.

SAINTS MAKING A DIFFERENCE: Because he suffers from asthma, Chase is very active in his involvement with the American Lung Association. He also spent time visiting Children's Hospital of New Orleans as part of the Starbright World program.

2001 – Saw the most extensive duty of his career, appearing in all 16 games with three starts...Had 28 tackles and 1 sack for minus-8 yards...After serving as a backup for the first 13 games, Chase stepped into a starting role for the final three games when DT Norman Hand suffered a season-ending foot injury...Had first sack of his career when he dropped Carolina QB Chris Weinke for an eight-yard loss, Dec. 2...Had a career-high six tackles vs. Washington, Dec. 30. **2000** – Claimed off waivers at the end of the preseason by the Saints and saw limited action in nine games and both playoff contests, finishing with four tackles (three solo)...Had a solo tackle in Saints debut vs. Detroit, Sept. 3...Had an assisted tackle in limited action at Seattle, Sept. 17...Saw limited action in NFC Wild Card playoff game vs. St. Louis, Dec. 30...Also appeared in NFC Divisional Playoff at Minnesota, 1/6/01. **1999** – On inactive list in all but three games for the Ravens. Saw action in 55 plays on the year. **1998** – Spent rookie year on injured reserve with ankle injury.

COLLEGE – Four-year performer and three-year starter at Oklahoma...Totaled 174 tackles (17 for a loss) and 14.5 sacks...Also recovered three fumbles, forced another and

92 MartinCHASE DT
(cont.)

picked off a pass during his Oklahoma career...Started every game at RDT in 1997 and posted 60 tackles (49 solo) and tied a school record with 14 sacks, resulting in 91 yards lost...Started all 11 games in 1996 (five at RDE, one at LDE and the final five games at LDT) and recorded 51 tackles (33 solo)...Saw action in 11 games in 1995, starting eight at RDT, and finished the season with 38 tackles (25 solo), a recovered fumble, and a pass defense...Appeared in five games as a reserve nose guard in 1994, recording 25 tackles (12 solo) to go along with a 1/2 sack and a pass defense...Majored in communications.

PERSONAL – A two-time All-State first-team and honorable mention USA Today All-USA performer at Eisenhower (Lawton, Okla.) H.S...As a senior he recorded 111 tackles (59 solo), four sacks, 20 QB pressures, and four fumble recoveries for TDs...Also lettered in track and basketball...Born Dec. 19, 1974 in Lawton, Okla.

i martinchase




Year	Team	GP/GS	S	A	TT	Sk.-Yds.	Int-Yds.-LG	PD	FF	FR
1998	Baltimore	reserve/injured								
1999	Baltimore	3/0	1	2	3	0-0	0-0-0	0	0	0
2000	New Orleans	9/0	3	1	4	0-0	0-0-0	0	0	0
2001	New Orleans	16/3	15	6	21	1-8	0-0-0	0	0	0
2002	New Orleans	13/1	14	9	23	0-0	0-0-0	0	0	0
Totals		41/4	33	18	51	1-8	0-0-0	0	0	0
Saints Totals		38/4	32	16	48	1-8	0-0-0	0	0	0

CAREER HIGHS: Tackles — 6, vs. Washington (12/30/01); Sacks — 1, vs. Carolina (12/2/01); Interceptions — 0; Int. Ret for TD — 0; Forced Fumbles — 0; Fumble Recoveries — 0.

POSTSEASON

Year	Team	GP/GS	S	A	TT	Sk.-Yds.	Int-Yds.-LG	PD	FF	FR
2000	New Orleans	2/0	1	0	1	0-0	0-0-0	0	0	0
Totals		2/0	1	0	1	0-0	0-0-0	0	0	0

POSTSEASON CAREER HIGHS: Tackles — 1 at Minnesota (1/6/01); Sacks — 0; Interceptions — 0; Int. Ret for TD — 0; Forced Fumbles — 0; Fumble Recoveries — 0.


**Emie
CONWELL 85**

HEIGHT: 6-2 **WEIGHT:** 265
COLLEGE: Washington
JOINED SAINTS: UFA-03 (StL)
NFL EXPERIENCE: 8th Season
BIRTHDATE: 8/17/72

TE

NFL CAREER – One of the Saints' top free agent signings of the offseason, as Conwell is expected to give the offense a boost with his strong blocking and the ability to stretch the middle of the field in the passing game. He was considered one of the hardest workers on the St. Louis Rams' roster over the last seven seasons. Conwell endured extensive rehabilitation after a serious knee injury in 1998 to return to the field during the second half of 1999. Took back his spot as the Rams' starting tight end in 2001 and posted 34 grabs for 419 yards and two touchdowns. Conwell was originally the Rams' second selection in second

FOR MORE INFO LOG ON TO

www.neworleanssaints.com

85 Emie CONWELL TE (cont.)

round (59th overall) in 1996 NFL Draft.

CAREER TRANSACTIONS – Signed to a five-year contract by the Saints, 4/15/03; Placed on injured reserve, 10/28/98; Drafted by St. Louis in the second round of the 1996 NFL Draft (59th overall).

2002 – Played in all 16 contests, starting 11 at tight end...Hauled in 34 passes for 419 yards and two touchdowns, with a career-long of 52 yards...Also rushed six times for 30 yards and a TD...Earned Carl Ekern Award in voted by his teammates. The honor salutes the Rams player that best exemplifies sportsmanship, work ethic, and commitment to the team...Started strong, catching three passes for 50 yards in season opener at Denver, Sept. 8...Made three receptions for 27 yards, rushing once for a career-long 15 yards at Arizona, Nov. 3...Collected two passes for 20 yards with a touchdown reception vs. San Diego, Nov. 10...Made two receptions for a season-high 69 yards with career-long 52-yarder, as well as scoring his

! playernotes



Targeted by the Saints as one of the top unrestricted free agents available and signed to a five-year contract on April 15. Has posted at least 34 receptions each season he has recorded double-digit starts.

An explosive blocker at the point of attack and a polished route-runner with deceptive speed, Conwell has also been a threat carrying the ball as a fullback.

A four-year track standout at Washington, earning All-American honors as a junior and a senior in the shot put. He earned a trip to the Olympic Trials as a senior in the event. His sister, Pauline, competed in the Olympic Trials in 1972, also in the shot put. Conwell is the youngest of nine children. He has five brothers and three sisters.

SAINTS MAKING A DIFFERENCE: Conwell is expected to be another cog in the club's community relations efforts after building a tradition of local support over the last seven seasons in St. Louis. In past efforts to promote diversity awareness, he has appeared in print and broadcast ads as well as a school poster.

second career rushing touchdown on a one-yard run in the first quarter against Chicago, Nov. 18...Hauled in a season-high five passes for 54 yards vs. Arizona Dec. 15...Caught three passes for 52 yards with a touchdown in finale vs. San Francisco, Dec. 30. **2001** – Played in 16 games with 13 starts and saw action in three postseason contests with two starts...Tied career high with 38 catches and four touchdown receptions while setting career-highs with 431 receiving yards and a long of 47...Caught five passes for 41 yards (both career highs) with a long of 19 in postseason...Caught five passes for 49 yards and a touchdown in opener at Philadelphia, Sept. 9, with the single-game totals eclipsing 2000 season totals (5-40-0)...Made a career-high six receptions for 44 yards, also rushing one time for a two-yard touchdown, his first career rushing touchdown, vs. New Orleans Oct. 28...Had his 100th career reception on a five-yard catch in the third quarter against San Francisco, Dec. 9...Caught five passes for a career-high-tying 75 yards with a career-long 47-yard reception, and a touchdown vs. Atlanta, 1/6/02...Caught three passes for 33 yards with a long of 19 in the NFC Championship Game vs. Philadelphia 1/27/02. **2000** – Played in 16 games with one start...Completed season with five receptions for 40 yards and rushed two times for 23 yards (11.5 avg.)...Had first NFL carry for 17 yards on reverse at San Francisco Oct. 29...Made only start of season at New York Giants, Nov. 12, as Rams opened up in two tight end set. **1999** – Played in three regular season games and three playoff games after recovering from knee injury...Caught one pass from 11 yards...Spent first eight weeks on

85 Emie CONWELL TE (cont.)

physically unable to perform list (PUP)...Lone reception came against Eagles in third quarter from QB Joe Germaine...Caught three passes for 22 yards in postseason, catching one pass in each game...his 16-yard reception in third quarter led to Rams' first touchdown of Super Bowl XXXIV, a nine-yard scoring pass from QB Kurt Warner to WR Torry Holt. **1998** – Started first seven games before suffering a serious right knee injury in Week 8 vs. San Francisco, Oct. 25...Placed on injured reserve, Oct. 28...Caught 15 passes for 105 yards. **1997** – Established career-highs in starts (16), receptions (38), receiving yards (404) and touchdown receptions (4)...Ranked third on the club in receptions, tied for fourth in receiving yards and second in touchdown receptions...Earned Rams attitude award on offense from coaches...Scored first NFL touchdown by breaking three tackles en route to a career-long 46-yard touchdown reception in the Rams' season opening win over New Orleans, Aug. 31. **1996** – Appeared in 10 games with eight starts before missing last four games due to surgery on right ring finger...Pressed into starting lineup as rookie due to mid-season trade of TE Troy Drayton to Miami...Ended season with 15 receptions for 164 yards and also made two tackles and one fumble recovery on special teams...Earned first NFL start at fullback at Arizona, Sept. 29...Handled long snap duties before injuring finger against Pittsburgh, Nov. 3.

COLLEGE – Received first team All Pac-10 recognition after finishing third on team with 24 receptions for 343 yards and two touchdowns as a senior...Four-year standout for Huskies' track team earned All-America honors as junior and senior in the shot put. He qualified for NCAA Championships as junior in the shot put with throw of 61-1 1/4...His throw of 62-9 as a senior earned him a trip to the Olympic Trials, where he finished in the top eight...Graduated with degree in sociology and minor in social studies and history.

PERSONAL – Earned letters in football, track, wrestling, and basketball at Kentwood (Wash.) High...Won state Class AAA shot put title as junior and senior...Youngest of nine children (five brothers, three sisters)...Family competes on Washington stock car circuit as Conwell Race Team...Was elected one of five executive committee members of the NFL Players Association for 2002...Married (Andrea) and the couple has four children...Full name: Ernest Harold Conwell...Born Aug. 17, 1972 in Renton, Wash.

i emieconwell




Year	Team	GP	GS	TT	REC.	AVG.	LG	TD
1996	St. Louis	10	8	15	164	10.9	26	0
1997	St. Louis	16	16	38	404	10.6	46t	4
1998	St. Louis	7	7	15	105	7.0	13	0
1999	St. Louis	3	0	1	11	11.0	11	0
2000	St. Louis	16	1	5	40	8.0	17	0
2001	St. Louis	16	13	38	431	11.3	47	4
2002	St. Louis	16	11	34	419	12.3	52	2
Career Totals		84	56	145	1558	10.7	52	10

ADDITIONAL STATS: Rushing – (2000, 2 for 23 yards); (2001, 7 for 28 yards, 1 TD); (2002, 6 for 30 yards, 1 TD) **Total:** 15 for 81 yards, 2 TD; **Special Teams Tackles** – (1996, 1) **Total:** 1; **Fumble Recoveries** – (1996, 1); (1997, 1); (1998, 1); (2001, 1) **Total:** 4.

CAREER HIGHS: Receptions – 6, vs. New Orleans (10/28/01); **Receiving Yards** – 75 (2x), last time vs. Atlanta (1/6/02); **Long Reception** – 52, vs. Chicago (11/18/02); **Receiving TDs** – 1 (10x), last time vs. San Francisco (12/30/02); **Rushes** – 2, vs. Indianapolis (12/30/01); **Rushing Yards** – 17, at San Francisco (10/29/00); **Long Rush** – 17, at San Francisco (10/29/00); **Rushing TDs** – 1 (2x), last time vs. Chicago (11/18/02).

POSTSEASON

ADDITIONAL STATS: Rushing – (2001, 1 for 0 yards) **Total:** 1 for 0 yards. **CAREER HIGHS: Receptions** – 3, vs. Philadelphia (1/27/02); **Receiving Yards** – 33, vs. Philadelphia (1/27/02); **Long Reception** – 19, vs. Philadelphia (1/27/02); **Receiving TDs** – 0; **Rushes** – 1, vs. Green Bay (1/20/02); **Rushing Yards** – 0, vs. Green Bay (1/20/02); **Long Rush** – 0, vs. Green Bay (1/20/02); **Rushing TDs** – 0.


**Keyuo
CRAVER**
29
CB

HEIGHT: 5-10 **WEIGHT:** 195
COLLEGE: Nebraska
JOINED SAINTS: D4-02
NFL EXPERIENCE: 2nd Season
BIRTHDATE: 8/22/80

NFL CAREER – Expected to play a more significant role in 2003 as he continues to develop, Craver gave every indication he will be a cog in the Saints secondary for years to come after a solid rookie campaign. Though slowed by a knee injury for a six-game stretch, the fourth-round pick played in 10 games last year and started one contest. Craver contributed on both defense and special teams as a rookie.

CAREER TRANSACTIONS – Agreed to terms with the Saints, 7/24/02; Chosen by New Orleans in the fourth round of the 2002 NFL Draft.

2002 – Saw action in 10 games, while starting one at cornerback (at Tampa Bay, Sept. 8) in dime alignment... Totaled 15 tackles, three passes defended, a fumble recovery and eight special teams tackles... Started at CB in season opener at Tampa, Sept. 8, recording a solo

! playernotes

Stepped up as a rookie to play substantial role in nickel and dime packages with extra defensive backs.

Flashed cover skills and playmaking ability from start, including a 38-yard fumble return for touchdown in Week 2 vs. Green Bay.

Provides depth in defensive backfield and considered a top contributor on special teams.

Bounced back with impressive performances down the stretch after missing six games mid-season with knee injury.

SAINTS MAKING A DIFFERENCE: Actively involved with the Saints Youth Programs division, participating in several Junior Training Camp events as a rookie and visiting area schools to talk about the importance of education.

tackle... Registered five tackles, two passes defended and a 38-yard fumble return for a TD vs. Green Bay, Sept. 15... In the third quarter against the Packers, Craver scooped up a fumble by WR Terry Glenn and returned it 38 yards for a TD to give New Orleans a 28-10 lead... Craver later left the game in the fourth quarter with a right knee injury, which caused him to be inactive for the next six contests... Returned to action at Carolina, Nov. 10, and recorded one tackle and one special teams tackle... Registered one tackle, one pass defense and one special teams stop vs. Cleveland, Nov. 24... Recorded two tackles and two special teams tackles vs. Tampa Bay, Dec. 1... Had two tackles and one special teams tackle at Cincinnati, Dec. 22... Had two tackles and a special teams stop in finale vs. Carolina, Dec. 29.

COLLEGE – Craver played four seasons for Nebraska, starting 35 of 47 games and finishing his career with 192 tackles (113 solo), seven interceptions and 42 passes defended... His passes defended total ranks second on the school's career list and his 192 tackles shattered the school all-time record for defensive backs of 150... All-Big 12 Conference choice and All-Big 12 Academic second-team pick as a senior, when he started every game at left cornerback and recording a career-high 60 tackles, a forced fumble, 13 pass

29 Keyuo CRAVER CB
(cont.)

defenses and three interceptions... Named All-Big 12 as a junior, recording 56 tackles, 2.5 sacks, two blocked punts and 13 pass defenses... All-Big 12 honorable mention and Academic All-Big 12 second-team pick as a sophomore... Graduated with a degree in communications.

PERSONAL – Attended Harleton (Texas) HS... First-team All-State running back in 1997, totaling 3,024 yards on 271 carries (11.2 avg.) with 50 rushing TDs... Posted 10 games with 200 yards rushing and five 300-yard outings (career-high 340)... Finished prep career second on all-time single-season rushing and scoring charts behind national leader Kenny Hall of Sugarland, Texas... Also a four-time state champion in the triple jump... On the Huskers' track team in 2001, he scored five points at the indoor conference meet with a fourth-place finish in the triple jump (career-best 51-1)... Born: Aug. 22, 1980 in Dallas, Texas.


i keyuocraver



Year	Team	GP/GS	S	A	TT	Sk.-Yds.	Int.-Yds.-LG	PD	FF	FR
2002	New Orleans	10/1	11	4	15	0-0	0-0-0	3	0	1
Totals		10/1	11	4	15	0-0	0-0-0	3	0	1

ADDITIONAL STATS: Special Teams Tackles – (2002, 8) **Total:** 8.

CAREER HIGHS: Tackles – 5, vs. Green Bay (9/15/02); **Sacks** – 0; **Interceptions** – 0; **Int. Ret for TD** – 0; **Forced Fumbles** – 0; **Fumble Recoveries** – 1, vs. Green Bay (9/15/02); **Fumbles Ret for TD** – 1, vs. Green Bay (9/15/02).


**James
FENDERSON**
27

HEIGHT: 5-9 **WEIGHT:** 200
COLLEGE: Hawaii
JOINED SAINTS: FA-01
NFL EXPERIENCE: 2nd Season
BIRTHDATE: 10/24/76

NFL CAREER – A talented and versatile player who gives the Saints' offense a dependable contributor off the bench at running back. Also consistently chips in with timely block or sure tackle on special teams, where he has developed into one of the unit's leading performers.

CAREER TRANSACTIONS – Allocated to NFL Europe for 2002 season, 2/7/02; Signed off Saints practice squad, 12/13/01; Waived by the Saints, 9/7/01; Signed by the Saints, 4/26/01.

2002 – Played in 16 games, starting one contest, primarily as a special teams stalwart and as the backup to starting RB Deuce McAllister... Had 13 carries for 65 yards and a TD, six receptions for 38 yards, two kickoff returns for 43 yards, 10 special teams tackles and a special teams fumble recovery... Had a rush for 11 yards and a special teams tackle vs. Green Bay, Sept. 15... Recorded a special teams tackle at Chicago, Sept. 22... Chipped in a special teams tackle at Detroit, Sept. 29... Had two special teams tackles vs. Pittsburgh, Oct. 6... Had a rush for six yards vs. Atlanta, Oct. 27... Had a kickoff return for 21 yards and a special teams tackle at Carolina, Nov. 10... In relief of an injured McAllister at Atlanta, Nov. 17,

FOR MORE INFO LOG ON TO

www.neworleanssaints.com

27 James FENDERSON RB (cont.)

Fenderson had two carries for 13 yards and a five-yard reception...In first career start vs. Cleveland, Nov. 24, carried seven times for 35 yards – including a 17-yard TD – caught five balls for 33 yards and posted a tackle off a fumble return...With his return to a backup role the following week vs. Tampa Bay, Dec. 1, had a special teams tackle and a special teams fumble recovery...Had a rush for four yards and two special teams tackles vs. Minnesota, Dec. 15...Earned roster spot with sparkling preseason performance, including 72 yards rushing and 67 yards receiving. **2001** – Saw action on special teams in the final four games after being signed off practice squad...Recorded three special teams tackles...Saw extensive duty in preseason, where he made a positive impression by posting 21 rushes for 67 yards, catching four balls for 49 yards and recording one special teams tackle.

! playernotes

Has proven to be an extremely capable backup to starting RB Deuce McAllister.

Averaged five yards per carry in 2002.

Shook loose for a 17-yard touchdown burst vs. Cleveland in his first career start.

Valuable reserve in backfield also is a key contributor on special teams, where he posted 10 tackles, a fumble recovery and 62 blocks on kick returns.

COLLEGE – Lettered twice at Hawaii after transferring from Long Beach City (Calif.) CC...Played in 11 games with seven starts in 2000 and was named the team's MVP and second team All-WAC pick...Led the squad in rushing with 651 yards and seven TDs and finished fourth overall in receiving with 30 catches for 216 yards and a TD...Played 10 games as a junior in 1999, primarily on special teams...Played safety at Long Beach CC before walking on at Hawaii, where he was awarded a scholarship before his senior season.

PERSONAL – A 1995 graduate of Mililani (Hawaii) HS...A three-sport letterman in football, basketball and track...Spends his offseason in Hawaii, also traveling to visit family in California and Virginia...Born Oct. 24, 1976, in Long Beach, Calif.


i jamesfenderson

Year	GP/GS	Rushing					Receiving					Pts.
		No.	Yds.	Avg.	LG	TD	No.	Yds.	Avg.	LG	TD	
2001 NO	4/0	0	0	--	--	0	0	0	---	0	0	0
2002 NO	16/1	13	65	5.0	17	1	6	38	6.3	13	0	6
Totals	20/1	13	65	5.0	17	1	6	38	6.3	13	0	6

Additional Stats: Special Teams Tackles: (2001, 3); (2002, 10) **Total: 13; Special Teams Forced Fumbles:** (2002, 1) **Total: 1.**

CAREER HIGHS

Rushes: 7, vs. Cleveland, (11/24/02); **Rushing Yards:** 35, vs. Cleveland (11/24/02); **Long Rush:** 17, vs. Cleveland (11/24/02)



Spencer FOLAU

71

HEIGHT: 6-5 **WEIGHT:** 315
COLLEGE: Idaho
JOINED SAINTS: UFA-02
NFL EXPERIENCE: 7th Season
BIRTHDATE: 4/5/73

NFL CAREER – A key free agent signing for the Saints last year, Fola won the starting right tackle job in training camp and opened 14 games at right tackle and two at right guard in relief of an injured LeCharles Bentley. Fola is a tough, athletic lineman who has played in 61 NFL games, with 39 starts.

CAREER TRANSACTIONS – Agreed to terms with the Saints on a two-year contract, 3/26/02; Signed by Miami, 7/28/01; Re-signed by Baltimore, 11/3/98; Waived by Baltimore, 10/28/98; Re-signed to Baltimore's practice squad, 10/30/96; Waived by Baltimore, 8/26/96; Signed by Baltimore as an undrafted free agent, 4/26/96.

2002 – Started all 16 games for the first time in his career, 14 at RT and two at RG...Started at RT in games 1-9 and 12-16...Started at RG in games 10-11, when LeCharles Bentley suffered from sprained ankle, bringing Victor Riley into starting lineup at RT. **2001**

! playernotes

Versatile blocker started 14 contests at right tackle and two games at right guard in 2002 – marking the first time in Fola's career he opened all 16 games of a season.

Played a pivotal role on offensive line that helped rushing attack average over 110 yards per game.

SAINTS MAKING A DIFFERENCE: Extremely active in the community, Fola has visited Children's Hospital of New Orleans on multiple occasions, participated in the "Taste of the Saints" fundraiser for Second Harvesters Food Bank and took part in the club's annual Thanksgiving Turkey Giveaway.

– Started 15 games at LT and served a reserve role once...Made his first start as a Dolphin vs. Oakland, Sept. 23...Made his Dolphin debut playing in a reserve role at LT at Tennessee, Sept. 9...Started playoff game vs. Baltimore, 1/12/02...Appeared in all five preseason games as a reserve. **2000** – Played in 11 regular season games for the Super Bowl Champion Baltimore Ravens with four starts, including three at RT and one on the left...Also saw action in two playoff games in a reserve role, playing in the AFC Championship Game at Oakland, 1/14/01 and in Super Bowl XXXV vs. the N.Y. Giants, 1/28/01. **1999** – Had one start for injured Harry Swayne (ankle) at Tennessee, Oct. 10...Saw most extended action vs. the Rams, Sept. 12, and Titans, Oct. 10...On inactive list at Cleveland, Nov. 7, vs. Buffalo, Oct. 31 and vs. Kansas City, Oct. 21 due to a knee injury suffered in practice during bye week...Ended game at LT for injured Jonathan Ogden in the 19-13 overtime win at Atlanta, Oct. 3. **1998** – Started final three games at RT for an injured Orlando Brown...Helped pave the way for 153 rushing yards in the Ravens' 19-10 win over Detroit, Dec. 27, as the line did not permit a sack...Made first NFL start at right tackle vs. Minnesota, Dec. 13...On inactive list for 11 games (was not on roster for Jaguars, Nov. 11, as he was waived on Oct. 28, and re-signed, Nov. 3. **1997** – Saw action in 10 games, primarily on special teams...Active, but did not play vs. Arizona, Nov. 23...Inactive for five previous contests...Saw first offensive action of the season in reserve duty, as well as special teams action, in 36-10 win at Tennessee, Sept. 21.

71 Spencer FOLAU T (cont.)


1996 – After signing as a rookie free agent, he spent the last half of the season on the Ravens' practice squad, then joined the Rhein Fire in the World League...Started at left tackle for an offensive line (the 7-3 Fire) that allowed only one QB sack in the regular season, which was ruled a slip by the quarterback...The Fire advanced to the World Bowl against the Barcelona Dragons (a 38-24 loss).

COLLEGE – Former defensive tackle who made the successful conversion to offensive tackle...As a senior in 1995, Spencer was an honorable mention All-Big Sky Conference selection...Started all 23 games of his senior and junior years at defensive tackle...Recorded 70 tackles, seven for losses, a forced fumble, three pass deflections, and three sacks as a sophomore in 1993...Started three games at defensive tackle as a freshman in 1992...Redshirted in 1991 due to a fractured ankle suffered in all-star game during the summer of 1991...Majored in General Studies.

PERSONAL – Led Sequoia (Redwood City, Calif.) HS in tackles for two seasons, totaling 91 as a senior...Also played tight end, catching 18 passes for 300 yards...Recipient of the National Football Foundation and Hall of Fame Certificate for Scholar, Citizen and Athlete...Before signing with the Ravens as a free agent, Spencer was working for his father's landscaping business in Redwood City...A native of Tonga, an island nation in the South Pacific, his parents met when his mother, who is from Wyoming, was a nurse in the Peace Corps...Spencer and his wife, Heather, have a daughter, Hannah...Last name is pronounced fo-lau (rhymes with "how")...Full name: Spencer Sione Folau...Born April 5, 1973 in Nuku Alofa, Tonga.

i spencerfolau

Games Played/Started: Baltimore - (1997, 10/0); (1998, 3/3); (1999, 5/1); (2000, 11/4); Miami - (2001, 16/15); New Orleans - (16/16) **Total: 61/39 (Baltimore: 29/8; Miami 16/15; New Orleans 16/16).**
Postseason Games Played/Started: Baltimore - (2000, 0/2); Miami - (2001, 1/1) **Total: 1/3 (Baltimore: 0/2; Miami: 1/1).**



Jerry FONTENOT 62 C

HEIGHT: 6-3 **WEIGHT:** 300
COLLEGE: Texas A&M
JOINED SAINTS: UFA-97 (Chi)
NFL EXPERIENCE: 15th Season
BIRTHDATE: 11/21/66

NFL CAREER – Veteran center acquired by the Saints as an unrestricted free agent from the Chicago Bears in 1997 and has solidified the middle of the offensive line since. Fontenot has started 84 games for New Orleans. He had not missed an NFL game as prior to sustaining a season-ending knee injury vs. New England, 10/4/98, seeing action in 148 consecutive games up to that point. With a start at center in that game, he had extended his consecutive starts streak to 106, which dated back to the 10th game of 1991. Fontenot, a native of Lafayette, La., was originally a third-round pick by the Bears in 1989.

62 Jerry FONTENOT C (cont.)

HONORS – **2002:** *USA Today* "All-Joe Team" Selection. 1990: NFC Offensive Player of the Week (entire Chicago offensive line honored), Week 8.

CAREER TRANSACTIONS – Re-signed to a one-year contract with the Saints, 6/13/02; Re-signed with the Saints, 2/15/99; Placed on reserve/injured, 10/14/98; Signed with the Saints as an unrestricted free agent, 6/2/97; Selected by Chicago in the third round of the 1989 NFL Draft.

2002 Mainstay on the offensive front at center started all 16 games for the fourth-straight year for the Saints...Made one of the most memorable blocks by a Saints lineman in 2002, when he sprung WR Donte' Stallworth for a 34-yard touchdown catch-and-run by hustling in front of the screen pass and flattening a Green Bay defender, Sept. 15...Appeared in 200th career game at Detroit, Sept. 29...For his excellence without fanfare and enduring leadership qualities, Fontenot was named to *USA Today's* All-Joe Team. **2001** – Started 16 games at center for the third consecutive year for the Saints and remained one of the club's top blockers and a leader in the locker room. **2000** – Started 16 games, as well as both playoff contests at center...Season marked the ninth time in his career that he has started all 16 games and was also the 12th time in his career that he has appeared in all 16 games...Left game in second half at San Diego, Sept. 10, with right eye contusion...Recorded crucial

! playernotes

Has started all 84 games he has played in since being signed as an unrestricted free agent in 1997.

If Fontenot appears in all 16 games this season, he will become the 30th player in club history to appear in 100 contests for the Saints.

A native of Lafayette, La., was with the Chicago Bears for eight seasons before joining the Saints. He has played in 212 NFL games in his career, with 173 starts.

SAINTS MAKING A DIFFERENCE: Fontenot holds a yearly golf tournament that benefits Children's Hospital of New Orleans.

fumble recovery in fourth quarter at San Francisco, Dec. 10, on the one-yard line. The Saints scored on the following play to take a 31-27 lead...Anchored offensive line that opened holes for the running game to finish the season eighth in the NFL in rushing and produced the franchise's first 1,000-yard rusher since 1989. **1999** – Started and played in all 16 games...Marked the eighth year of his career that he has started all 16 games...Also represented the 11th year of his career that he has seen action in all 16 games...All starts came at center...Recorded one tackle following a turnover and a fumble recovery. **1998** – Started the first four contests of the season before sustaining a season-ending knee injury vs. New England, Oct. 4...The injury snapped a string of 148 consecutive games played and 106 consecutive starts...Inactive the following week vs. San Francisco, Oct. 11, and placed on injured reserve, Oct. 14. **1997** – In his first season with the Saints, continued his string of consecutive games played and starts...Opened at center for all 16 contests for the sixth-straight season. **1996** – Started every game at center for the fifth-straight season. **1995** – Started every game at center for fourth-straight season...Did not miss a play all season...Played in 100th NFL game at St. Louis, Sept. 24. **1994** – Started all 16 games at center for third-consecutive season...Was WR Curtis Conway's intended receiver on fake field goal trick play when Conway's pass was tipped by Fontenot and caught by TE Keith Jennings for a TD. **1993** – Started every game at center and served as backup long-snapper. **1992**

62 Jerry FONTENOT C (cont.)

– Opened all 16 games at center in first year as starter. **1991** – Handled all punt-snapping duties during season...Made first career start at left guard at Tampa Bay, Sept. 8 (had started twice at center in 1990)...Played three quarters at left guard at Minnesota, Nov. 11...Started at LG for the remaining six games of the season. **1990** – Made first pro start at Phoenix, Oct. 28, and was part of offensive line named NFC Offensive Player of the Week as the Bears rushed for season-high 223 yards...Started two games at center... Handled all long-snapping duties: punts, field goals and extra points. **1989** — Saw action in all 16 games, mostly on special teams as punt snapper.


COLLEGE – First-team All-SWC at guard as a senior for Texas A&M...Played every position on offensive line...First-team All-SWC by Dallas Times Herald and second-team choice from the Houston Post and Houston Chronicle in junior season...Helped pave way for offense which ranked 19th in country in rushing as a junior...UPI first-team All-SWC pick as a sophomore...A top reserve at center, guard and tackle as a freshman...Redshirted in 1984...Majored in sociology.

PERSONAL – A standout performer at Lafayette (La.) HS at offensive tackle and defensive end...Finished second in discus throw at the state finals as both a junior and a senior...Hobbies include skiing, hunting, fishing and scuba diving...He and his wife, Stephanie, have three daughters: Gabrielle, Madeleine, and Camille...Full name: Jerry Paul Fontenot...Born Nov 21, 1966 in Lafayette, La.

i jerryfontenot



Games Played/Started: Chicago - (1989, 16/0); (1990, 16/2); (1991, 16/7); (1992, 16/16); (1993, 16/16); (1994, 16/16); (1995, 16/16); (1996, 16/16); (1997, 16/16); (1998, 4/4); (1999, 16/16); (2000, 16/16); (2001, 16/16); (2002, 16/16) **Total: 212/173 (Chicago: 128/89; New Orleans 84/84).**
ADDITIONAL STATS: Fumble Recoveries: (2000, 1) **Total: 1.**
 Postseason Games Played/Started: Chicago - (1990, 2/0); (1991, 1/0); (1994, 2/2); New Orleans - (2000, 2/2) **Total: 7/4 (Chicago 5/2; New Orleans 2/2).**



Wayne GANDY

72

T

HEIGHT: 6-5 WEIGHT: 308
COLLEGE: Auburn
JOINED SAINTS: UFA-03 (Pit)
NFL EXPERIENCE: 10th Season
BIRTHDATE: 2/10/71

NFL CAREER – Saints made a strong move at the start of free agency by acquiring the premier tackle available in this former Steelers cornerstone. Known for his technical skills, experience and durability, Gandy has started 136 games over the last nine years and has only missed one contest since 1995. With dominating size and quick feet, Gandy has prototypic ability to take on the play-by-play challenges at the critical left tackle position.

CAREER TRANSACTIONS – Signed by New Orleans, 3/2/03; Signed by Pittsburgh, 4/6/99; Selected by L.A. Rams in first round of the 1994 NFL Draft (15th overall).

72 Wayne GANDY T (cont.)

HONORS – 2001: *Football Digest* first team All-Pro.

2002 – Produced arguably his best season as a pro...Started all 16 regular-season games and both postseason contests...Helped pave the way for the offense's season-high 211-yard rushing performance at Cincinnati, Oct. 13...Was instrumental in the offense's record-setting performance vs. Atlanta, Nov. 10, in which it amassed 645 total yards...Helped the offense compile more than 200 rushing yards at Jacksonville, Dec. 1, for the second time of the season...Started his third postseason game in Wild Card clash vs. Cleveland, 1/5/03, all with the Steelers...Started his fourth postseason game in Divisional Playoff game at Tennessee, 1/11/03. **2001** – Turned in another outstanding year...Earned first-team All-Pro honors from *Football Digest*...Selected as an alternate to the Pro Bowl...Started 97th consecutive game and 33rd as a Steeler in opener vs. Jacksonville, Sept. 9...Turned in his 100th consecutive start and 36th as a Steeler at Kansas City, Oct. 14...Was superb up front at Tampa Bay, Oct. 21, anchoring an offensive line that produced a third-straight 200-yard rushing performance...Had his string on 102 straight games end vs. Baltimore, Nov. 4, because of a hamstring injury suffered Thursday prior to the game...Started the first postseason game of his eight-year career vs. Baltimore, 1/20/02...Also started his second postseason game in AFC Championship vs.

! playernotes



As the club's hallmark free agent signing of the offseason, Gandy arrives in New Orleans with the reputation as one of the NFL's most accomplished offensive linemen.

Has started 136 of 145 games since being selected 15th overall in the 1994 NFL Draft by the St. Louis Rams.

Emerges as top blocker in Pittsburgh while starting 63 games at the left tackle position since 1999, relying on a combination of athleticism, polished pass protection techniques and run-blocking strength.

Started 73 games for the Rams before signing with Pittsburgh.

SAINTS MAKING A DIFFERENCE: Expected to continue the tradition of community service he has established throughout his NFL career. While with the Pittsburgh Steelers, Gandy was regularly involved with Project Bundle-Up (helping disadvantaged children buy winter clothes), and he also hosts his own youth football camp.

New England, 1/27/02. **2000** – Produced an excellent season despite playing the majority of it with a torn rotator cuff in his right shoulder...Helped the offense finish as the fourth-best rushing team in the NFL and one of only 10 units in the league to compile more than 2,000 yards. **1999** -- Started every game at left tackle and provided stability at important position...Performed well in his Steelers debut, starting at left tackle, in the season-opener at Cleveland, Sept. 12. Gandy was instrumental in the Steelers' offensive production of 460 total yards, including 213 rushing yards. **1998** – Started in all 16 games at right tackle for the Rams. **1997** – Showed versatility by starting Games 1-4 at left tackle, games 5-9 at right tackle, again at left tackle Games 10-12 when injury sidelined Orlando Pace, then returned to right tackle for final four games...Played in 1,005 of possible 1,011 plays. **1996** – Started 16 games at left tackle...Received game ball from coaches vs. Atlanta, Nov. 10, allowed no sacks while helping Rams to 279 rushing yards. **1995** – Started 16 games at left tackle...Produced seven games without allowing a sack...Made first career start at left tackle against Green Bay, Sept. 3. **1994** – Played in 16 games with nine starts at right tackle...Only Rams rookie offensive lineman to start more than half of season since G Tom Newberry (14) in 1986...First rookie tackle to start most of season since T Joe Carollo in 1962...Made first career start versus N.Y. Giants, Oct. 16, replacing injured Jackie Slater.

COLLEGE – Started 37 games during four-year career at Auburn...Earned first-team All-America honors from Football Writers Association...Unanimous All-Southeastern Conference selection as senior...Was a finalist for Outland Trophy...Started every game at left tackle as junior and senior.


PERSONAL – Was an All-State first-team selection as two-way lineman as senior for Haines City (Fla.) HS...Averaged 10 tackles per game and had 20 sacks as senior...Lettered three times in football, basketball and track (shot put)...member of National Honor Society...Would like to be stockbroker following football career...Born Feb. 10, 1971 in Haines City, Fla....Full name: Wayne Lamar Gandy.

i waynegandy



Games Played/Started: L.A. Rams - (1994, 16/9); St. Louis - (1995, 16/16); (1996, 16/16); (1997, 16/16); (1998, 16/16); Pittsburgh - (1999, 16/16); (2000, 16/16); (2001, 15/15); (2002, 16/16); **Total: 143/136 (L.A. Rams 16/9; St. Louis 64/63; Pittsburgh 63/63).**

Postseason Games Played/Started: Pittsburgh - (2001, 2/2); (2002, 2/2); **Total: 4/4.**



Steve GLEASON 37

S

HEIGHT: 5-11 **WEIGHT:** 215

COLLEGE: Washington State

JOINED SAINTS: FA-01

NFL EXPERIENCE: 3rd Season

BIRTHDATE: 3/19/77

NFL CAREER – College linebacker has made successful switch to the secondary, where he adds quality depth at safety. But Gleason has really sparkled on special teams, where he combines with Fred McAfee to give the Saints one of the NFL's most aggressive and effective duos on the coverage and return units. Gained valuable experience playing for the Rhein Fire of NFL Europe in 2001.

CAREER TRANSACTIONS – Re-signed by the Saints, 11/25/01; Waived by the Saints, 9/2/01; Signed by the Saints off practice squad, 12/3/00; Was signed to Saints practice squad on 11/21/00; Released by Indianapolis, 8/27/00; Signed as an undrafted free agent by Indianapolis, 4/20/00.

HONORS – 2002: NFC Special Teams Player of the Week, Week 10.

2002 – Played in 14 games and was the team's leading special teams tackler with 27 stops (17 solo) despite missing two contests with injuries...Gleason also added a solo tackle on defense and a blocked punt...Had two assisted special teams tackles vs. Green Bay, Sept. 15...Recorded two solo special teams stops and one assist at Chicago, Sept. 22...Recorded one solo special teams tackle and two assists at Detroit, Sept. 29...Recorded two special teams tackles vs. Pittsburgh, Oct. 6...Had two special teams tackles and one assist at Washington, Oct. 13...Saw limited action at safety in dime packages in addition to special teams vs. San Francisco, Oct. 20, and led special teams unit with four tackles...Saw action in

dime package at safety and on special teams vs. Atlanta, Oct. 27, and recorded one solo tackle and one special teams tackle...At Carolina, Nov. 10, Gleason blocked a punt late in the third quarter to give the Saints a possession deep in Panthers territory, leading to a short touchdown which would give the Saints a 20-17 lead...For his blocked punt, which was the first for the Saints since 1997, Gleason was named NFC Special Teams Player of the Week...Saw limited action in dime package and on special teams vs. Cleveland, Nov. 24, and have one assisted special teams tackle...Saw action on defense and special teams vs. Tampa Bay, Dec. 1 and had a solo special teams stop and two assists...Had two special teams tackles at Baltimore, Dec. 8...Left game in second quarter with right knee injury vs. Minnesota, Dec. 15 and did not return...Underwent arthroscopic surgery, Dec. 17, and was declared inactive for final two contests of seasons. **2001** – Appeared in the final seven games of the season at special teams with three special teams tackles and one special teams fumble recovery...His first-quarter fumble recovery on a kickoff return at the Atlanta 20 put the Saints in position to score a touchdown and assume 14-7 lead, Dec. 9...Played for the Rhein Fire of NFL Europe in Spring of 2001, recording 17 tackles, two passes defended and five special teams tackles. **2000** – After being signed off the practice squad, saw limited special teams action in three games and in one playoff game, recording four special teams tackles...Had three special

! playernotes



Emerged as one of the NFL's best special teams performers in 2002.

Posted a team-leading 27 stops on special teams, including 17 solo tackles.

Voted NFC Special Teams Player of the Week following a memorable Week 10 performance vs. Carolina when he blocked a punt deep in Panthers' territory.

SAINTS MAKING A DIFFERENCE: Made several visits to area schools last season to talk about the importance of reading. On those visits, Gleason brings his own books to share with students

teams tackles at San Francisco, Dec. 10...Recorded one special teams tackle vs. Denver, Dec. 3...Declared inactive for finale vs. Rams, Dec. 24, due to knee injury...Saw action on special teams in NFC Wild Card playoff vs. St. Louis, Dec. 30...was inactive for NFC Divisional Playoff at Minnesota, 1/6/01.

COLLEGE – Four-year letter-winner at linebacker at Washington State, finishing with 282 tackles (188 solo)...11 games with 10 starts in 1999 and was team co-captain...Second on team with 98 tackles (44 solo) in 1999...Recorded 70 tackles (50 solo) and four sacks for minus-34 yards as a junior in 1998, playing in 10 games, starting eight...All-Pac-10 Honorable Mention selection at linebacker while starting all 12 games at LB as a sophomore in 1997 and posting 100 tackles (82 solo).

PERSONAL – A thrill-seeker, after the 2002 season ended Gleason spent a month hiking and diving in Ecuador and went skiing in Idaho...Three-year letter-winner in football and baseball at Gonzaga (Calif.) Prep...Full name: Stephen Michael Gleason...Born March 19, 1977 in Gonzaga, Calif.

37 SteveGLEASON S (cont.)

i stevegleason




Year	Team	GP/GS	S	A	TT	Sk.-Yds.	Int-Yds.-LG	PD	FF	FR
2000	New Orleans	3/0	0	0	0	0-0	0-0-0	0	0	0
2001	New Orleans	7/0	0	0	0	0-0	0-0-0	0	0	0
2002	New Orleans	14/0	1	0	1	0-0	0-0-0	0	0	0
Totals		24/0	1	0	1	0-0	0-0-0	0	0	0

ADDITIONAL STATS: Special Teams Tackles — (2000, 4); (2001, 3); (2002, 27) **Total: 34.** Special Teams Fumble Recoveries — (2001, 1) **Total: 1.** Punt Blocks — (2002, 1) **Total: 1.**

POSTSEASON

Year	Team	GP/GS	S	A	TT	Sk.-Yds.	Int-Yds.-LG	PD	FF	FR
2000	New Orleans	1/0	0	0	0	0-0	0-0-0	0	0	0
Totals		1/0	0	0	0	0-0	0-0-0	0	0	0



Charles GRANT

94

DE
HEIGHT: 6-3 WEIGHT: 282
COLLEGE: Georgia
JOINED SAINTS: D1b-02
NFL EXPERIENCE: 2nd Season
BIRTHDATE: 9/3/78

NFL CAREER – Young defensive end made a steady impact on the Saints defense and pass rush as the season progressed while appearing in every game. Started six contests and recorded seven sacks, the third-highest total by a Saints rookie in franchise history. He also finished second on the team in sacks and second among NFC rookies. Showed significant progress towards end of season and is considered one of the defense's top returning performers.

CAREER TRANSACTIONS – Signed by the Saints, 7/27/02; Selected by the Saints in the first round (25th overall) of the 2002 NFL Draft.

2002 – Finished second with seven sacks for minus-40 yards, 36 tackles (32 solo), two passes defended, four forced fumbles and one fumble recovery...Appeared in 16 games and started six at LDE...Finished tied for 20th in the NFC with seven sack total...In NFL debut in the opener at Tampa Bay, Sept. 8, Grant started at LDE and had a sack for minus-3 yards...Started at LDE for games 4-8, in place of an injured Willie Whitehead...Recorded a career-high eight tackles, a sack for minus-4 yards and a forced fumble vs. Pittsburgh, Oct. 6...Recorded six solo tackles vs. San Francisco, Oct. 20...Had a solo tackle, a pass defended and a 34-yard fumble return at Carolina, Nov. 10...Recorded a solo tackle, a sack for minus-12 yards and a forced fumble vs. Tampa Bay, Dec. 1...Had a tackle and a sack for minus-8 yards at Baltimore, Dec. 8...Posted four tackles, a career-high two sacks for minus-7 yards and a forced fumble at Cincinnati, Dec. 22...Recorded a solo tackle, a sack for minus-6 yards and a forced fumble vs. Carolina, Dec. 29.

COLLEGE – Three-year letterman and two-year starter at Georgia...Ended career with 136 tackles, 27 tackles-for-loss and 15 sacks...Sack total ranks sixth on the school's all-time

94 CharlesGRANT DE (cont.)

! playernotes



Rookie emerged as an impact player as season went on in 2002 and has established himself as a building block of the defense.

Combination of size and strength gives Grant the tools to be a force for years. Posted seven sacks last season, among the highest for NFL rookies.

Started six games in 2002 and played in all 16.

Scooped up a fumble at Carolina and rumbled 34 yards for a touchdown.

Finished rookie year with five sacks in the final five games.

SAINTS MAKING A DIFFERENCE: Wasted little time entrenching himself in community service. Participated in the "Taste of the Saints" fundraiser for Second Harvesters Food Bank, and also made multiple visits to Children's Hospital of New Orleans.

list...Totaled 63 tackles and six sacks as a junior in 2001...As a freshman, recorded 33 tackles and seven sacks, while also seeing duty in offensive backfield, rushing for 79 yards and three touchdowns at fullback...Majored in arts and sciences.


PERSONAL – Played both offense and defense at Hargrave Military Academy in 1998...Scored three times as a fullback, adding three more scores on special teams...Registered 12 sacks and led the team with 84 tackles in 1998...Also had two interceptions...Was a *Parade Magazine* 1997 All-American...Tied RB Herschel Walker's state single-season touchdown record with 45 in 1997 and added 3,472 all-purpose yards...Totaled 101 touchdowns in his three-year career at Miller County (Ga.) HS...Cousin of Carolina Panthers DE Kavika Pittman and Chicago Bears DE Phillip Daniels...Born Sept. 3, 1978 in Colquitt, Ga.

i charlesgrant



Year	Team	GP/GS	S	A	TT	Sk.-Yds.	Int-Yds.-LG	PD	FF	FR
2002	New Orleans	16/6	32	4	36	7-40	0-0-0	2	4	1
Totals		16/6	32	4	36	7-40	0-0-0	2	4	1

ADDITIONAL STATS: Kickoff Returns: (2002, 2 ret., 10 yds., 5.0 avg., 5 LG) **Total: 2 ret., 10 yds., 5.0 avg., 5 LG.** **CAREER HIGHS:** Tackles — 7, vs. Pittsburgh (10/6/02); Sacks — 2, at Cincinnati (12/22/02); Interceptions — 0; Int. Ret for TD — 0; Forced Fumbles — 1 (4x) Last Time vs. Carolina (12/29/02); Fumble Recoveries — 1, at Carolina (11/10/02); Fumbles Ret for TD — 1, vs. Carolina (11/10/02).


**Corey
HALL**
30

HEIGHT: 6-4 WEIGHT: 203
COLLEGE: Appalachian State
JOINED SAINTS: FA-03
NFL EXPERIENCE: 2nd Season
BIRTHDATE: 1/17/79

S

NFL CAREER – Tall safety with excellent range was signed by the Saints in the offseason to improve the depth in the secondary. Hall also has the speed and tackling ability to be a contributor on special teams. Originally a 2001 seventh-round draft pick of the Atlanta Falcons, Hall spent most of his rookie year on the Falcons' active roster and appeared in three games. He spent 2002 out of football.

CAREER TRANSACTIONS – Signed by the Saints, 2/10/03; Waived by Atlanta, 8/27/02; Signed from the Atlanta practice squad to active roster, 10/16/01; Signed to Atlanta's practice squad, 9/4/01; Waived by Atlanta, 9/2/01; Originally drafted by Atlanta in the seventh round of the 2001 NFL Draft.

2002 – Spent the 2002 season out of football after being waived by the Falcons, Aug. 27. **2001** – Played in three games and deactivated for eight other contests...Promoted to the active roster from the practice squad for the contest at New Orleans, Oct. 21, with the release of starting S Marty Carter...Played in his first pro game vs. New England, Nov. 4, appearing primarily on kickoff coverage on special teams...Active for the second time and played on special teams at Carolina, Nov. 25...Played in his third and final game of his rookie season vs. St. Louis, Dec. 2, on special teams and was deactivated for the final five games.

COLLEGE – Earned starting spot in the secondary midway through his freshman season...Played in 50 games for Appalachian State, the most by a player in school history. His 310 career tackles ranks 11th all-time in school annals and his 13 interceptions are tied for fifth...Finished senior season with 68 tackles and three interceptions...As a junior, posted a career-best and team-leading 115 stops with five interceptions.

PERSONAL – Two-year letterman at Clarke Central (Athens, Ga.) HS...Also earned two letters in baseball and two in track...Two-time All-Area selection and was named the best defensive player in both his junior and senior seasons...Posted 121 tackles with 11 pass defenses with three interceptions, three forced fumbles and three sacks during his final prep season...Captured the state of Georgia triple jump and was second in the state in the long jump...Older brothers Kendrick and Joey also played at Appalachian State...Born Jan. 17, 1979 in Athens, Ga.


! playernotes



Originally a seventh-round pick by Atlanta (215th overall) in 2001.

Spent most of his rookie season (2001) on the Falcons active roster.

Played in 50 games while at Appalachian State, more than any player in school history.


**Michael
HAWTHORNE**
36

HEIGHT: 6-3 WEIGHT: 200
COLLEGE: Purdue
JOINED SAINTS: D6b-00
NFL EXPERIENCE: 4th Season
BIRTHDATE: 1/26/77

CB

NFL CAREER – A tall, athletic cornerback with polished coverage skills and good closing speed, Hawthorne has played primarily in nickel and dime packages since being drafted by the Saints in 2000. He is expected to challenge for a starting spot in 2003 after missing most of last season with an injury.

CAREER TRANSACTIONS – Re-signed by Saints, 5/8/03; Placed on reserve/injured by the Saints, 12/22/02; Selected by the Saints with their second pick in the sixth round of the 2000 NFL Draft (195th overall); Choice was acquired from Indianapolis along with the 158th pick (TE Austin Wheatley) in exchange for the 138th pick.

2002 – Hawthorne started the first three games at cornerback and appeared in six before suffering a season-ending left knee injury, which forced him to miss the remainder of the season...Registered 36 tackles (29 solo), one interception, six pass defenses, one forced fumble and six special teams tackles...Started at LCB in games 1-3 and started as part of dime package in game 6...Tallied eight tackles and two pass defenses at Tampa Bay, Sept. 8...Had eight tackles and one pass defense vs. Green Bay, Sept. 15...Totaled a career-high 12 tackles at Chicago, Sept. 22...Recorded four solo tackles, one interception, two pass defenses, one forced fumble and one solo special teams tackle and one assist at Washington, Oct. 13...Suffered left leg injury in third quarter when he grabbed his first career interception and did not return...Declared inactive for games 7-14 before being placed on injured reserve list, Dec. 22. **2001** – Worked himself into the defensive rotation while battling sprained right ankle and hamstring injuries, which caused him to miss five games...Appeared in 11 games, starting two...Declared inactive for four games...Started at left cornerback in games 11 and 12...For the season, recorded 21 tackles (16 solo), four pass defenses and eight special teams tackles (five solo)...Had two solo tackles, one assisted tackle and one special teams tackle vs. Buffalo, Sept. 9...Recorded one solo tackle, one pass defense, three solo special teams tackles and one assisted special teams tackle vs. Minnesota, Oct. 7...Declared inactive due to hamstring injury vs. Atlanta, Oct. 21...Tied a then-career high with three solo tackles at San Francisco, Nov. 11, before leaving game in second quarter with sprained right ankle...In first career start at LCB, recorded two solo tackles and two assisted tackles vs. Carolina, Dec. 2...Started following week at Atlanta, Dec. 9, and recorded a career-high five solo tackles and one pass defense...Suffered a sprained right foot in third quarter vs. St. Louis, Dec. 17 and did not return. **2000** – Participated in 11 games for the Saints, starting in dime packages at Carolina, Nov. 12...Saw extensive action on special teams...Saw action in both playoff games, and also started NFC Divisional Playoff in dime package...Posted eight solo tackles, three assisted tackles, and two pass defenses...Excelled on special teams with 10 tackles and one fumble recovery...Declared inactive for games 2-3, and 4-7 (ankle sprain)...Started at CB in dime package at Carolina, Nov. 12, and recorded a season-high four tackles (three solo), and one pass defense...Left game after first play with high ankle sprain vs. Oakland, Nov. 19...Had two tackles on defense and a team-high four special teams stops (two solo) vs. St. Louis, Dec. 24.

COLLEGE – Started in 23 of 33 games at Purdue and recorded 104 total tackles...Had four interceptions...Played in eight regular season games as a senior in 1999, including seven

! playernotes

Started four games at cornerback in 2002 and appeared in six contests before suffering a knee injury.

Aggressive in coverage and a sure tackler in the defensive backfield.

Set career high in opener at Tampa Bay last year with eight tackles and added two passes defended.

Also a strong contributor on special teams.

SAINTS MAKING A DIFFERENCE: Joined forces with "Teach for America" last season and served as a guest teacher for an area elementary school class. He also spent time visiting with young athletes from the New Orleans Recreation Department.

starts...Missed final three regular-season games with hamstring injury...Started first four games in 1998 before suffering season-ending back injury at Notre Dame, Sept. 26...Had 22 tackles, two interceptions, three passes defended and one forced fumble as a junior... Started all 12 games at cornerback in 1997...Intercepted a pair of passes and returned them for 45 yards...Earned a bachelor's degree in engineering graphic design and management.

PERSONAL – Two-year starter at Booker (Sarasota, Fla.) HS...As senior had 13 catches for 242 yards with five touchdowns and 63 tackles, six interceptions and nine pass breakups...First-team all-area and all-district as a defensive back...MVP of basketball team...Full name: Michael Seneca Hawthorne...Born Jan. 26, 1977 in Sarasota, Fla.

i michaelhawthorne

Year	Team	GP/GS	S	A	TT	Sk.-Yds.	Int.-Yds.-LG	PD	FF	FR
2000	New Orleans	11/1	8	3	11	0-0	0-0-0	2	0	0
2001	New Orleans	11/2	16	5	21	0-0	0-0-0	4	0	0
2002	New Orleans	6/4	29	7	36	0-0	1-0-0	6	1	0
Totals		28/7	53	15	68	0-0	1-0-0	12	1	0

ADDITIONAL STATS: Special Teams Tackles — (2000, 10); (2001, 8); (2002, 6) Total: 24.


CAREER HIGHS: Tackles — 12, at Chicago (9/22/02); Sacks — 0; Interceptions — 1, at Washington (10/13/02); Int. Ret for TD — 0; Forced Fumbles — 1, at Washington (10/13/02); Fumble Recoveries — 0.

POSTSEASON

Year	Team	GP/GS	S	A	TT	Sk.-Yds.	Int.-Yds.-LG	PD	FF	FR
2000	New Orleans	2/1	2	0	2	0-0	0-0-0	0	0	0
Totals		2/1	2	0	2	0-0	0-0-0	0	0	0

ADDITIONAL STATS: Special Teams Tackles — (2000, 1) Total: 1.

CAREER HIGHS: Tackles — 2, at Minnesota (1/6/01); Sacks — 0; Interceptions — 0; Int. Ret for TD — 0; Forced Fumbles — 0; Fumble Recoveries — 0.



Sedrick HODGE

52

LB

HEIGHT: 6-4 WEIGHT: 244
COLLEGE: North Carolina
JOINED SAINTS: D3a-01
NFL EXPERIENCE: 3rd Season
BIRTHDATE: 9/13/78

NFL CAREER – After a year of learning on the sidelines and contributing on special teams, Hodge emerged as a full-time starter in 2002 and opened all 16 contests. He displayed the savvy and cool of a longtime veteran in his first season in the starting lineup, posting a career-best 88 sacks.

CAREER TRANSACTIONS – Selected in the third round by the Saints (70th overall) in the 2001 NFL Draft.

2002 – Started all 16 games at ROLB...Finished season as team's fifth-leading tackler with 88 stops (74 solo), eight passes defended, two forced fumbles and a fumble recovery...Added four special teams tackles...Recorded five tackles and one assisted special teams tackle in season opener at Tampa Bay, Sept. 8...Had eight tackles and one fumble recovery vs. Green Bay, Sept. 15...Tallied eight tackles and one special teams tackle at Chicago, Sept. 22...Recorded eight tackles and an assisted special teams tackle at Washington, Oct. 13...Had a career-high nine tackles and a pass defended at Carolina, Nov. 10...Tied his career-high in tackles (nine) vs. Panthers, Dec. 29, also adding a pass defense and a forced fumble. **2001** – Appeared in all 16 games, starting season finale at LOLB...Finished with nine solo tackles, a pass defended and a team-leading 19 special teams tackles...Saw action at linebacker in Games 1, 10 and 13-16...Had a solo tackle, a pass defended, two special teams tackles and an assisted special teams tackle in NFL debut at Buffalo, Sept. 9...Recorded two special teams tackles at N.Y. Giants, Sept. 30...Had two solo special teams tackles and an assisted special teams stop at St. Louis, Oct. 28...Recorded a solo tackle and a special teams tackle vs. Washington, Dec. 30...Had five solo tackles in first start of career, vs. San Francisco, 1/6/02.

! playernotes

In first season as a starter, Hodge posted career highs with 88 tackles, eight passes defended, two forced fumbles and a fumble recovery.

Recorded five or more tackles in 10 games.

Can make plays all over the field because he possesses remarkable speed for his position.

Expected to assume a greater leadership role this season as one of the building blocks of a defense built around speedy playmakers.

COLLEGE – Was a three-year starter for North Carolina, starting every game in that period and finishing his career with 265 tackles (167 solo) and 10.5 sacks for minus-84 yards...Ranked third on the team with 82 tackles (55 solo), seven sacks for minus-57 yards, four pass defenses and four forced fumbles his senior year, as he was named All-Atlantic Coast Conference first-team...As a senior and junior was the recipient of the George Barclay award, given to the team's top linebacker...As a junior, recorded 79 tackles (52 solo), three forced fumbles, one interception and three pass defenses...Finished fourth on the team as a

52 Sedrick HODGE LB (cont.)

sophomore with a career-high 89 tackles (50 solo), 3.5 sacks for minus-27 yards, two fumble recoveries, six pass defenses and one interception...Communications major.

PERSONAL – Enjoys playing video games, working on his computer and traveling in the offseason...First-team All-State selection at OLB by the Atlanta Journal Constitution at Westminster (Atlanta, Ga.) School...First-team All-City and All-Northside Atlanta pick...Led his team to the state semifinals, making 106 tackles – including 88 solo stops – with 10 sacks...Fourth in the state in the long jump as a junior...Won the 100 and 200 meters, was third in the long jump and was a member of the first place 4x100 relay at the 1997 state track meet...Honor roll student at UNC...Hopes to become a sports broadcaster once his playing days are over...Full name: Sedrick Jamaine Hodge...Born Sept. 13, 1978 in Fayetteville, Ga.


i sedrickhodge



Year	Team	GP/GS	S	A	TT	Sk.-Yds.	Int-Yds.-LG	PD	FF	FR
2001	New Orleans	16/1	9	0	9	0-0	0-0-0	1	0	0
2002	New Orleans	16/16	74	14	84	0-0	0-0-0	8	2	1
Totals		32/17	83	14	93	0-0	0-0-0	9	2	1

ADDITIONAL STATS: Special Teams Tackles — (2001, 19); (2002, 4) **Total: 23.**

CAREER HIGHS: Tackles — 9, at Carolina (11/10/02); Sacks — 0; Interceptions — 0; Int. Ret for TD — 0; Forced Fumbles — 1 (2x), last time vs. Carolina (12/29/02); Fumble Recoveries — 1, vs. Green Bay (9/15/02).



Curtis HOLDEN 57

LB

HEIGHT: 6-2 WEIGHT: 232

COLLEGE: Washington State

JOINED SAINTS: FA-01

NFL EXPERIENCE: 2nd Season

BIRTHDATE: 3/17/79

NFL CAREER – Tough, fleet-footed linebacker who played in 12 games as a rookie in 2001, with his biggest contributions coming on special teams.

CAREER TRANSACTIONS – Placed on reserve/injured by the Saints, 8/26/02; Signed by the Saints off the practice squad, 10/16/01; Signed by the Saints to the practice squad, 9/3/01; Waived by the Saints, 9/2/01; Signed by the Saints as an undrafted free agent, 7/23/01.

! playernotes



Agile, hard-hitting defender has shown potential at linebacker when given the opportunity.

Important player on coverage units in 2001, when he made 12 special teams stops in a dozen games.

Aiming to bounce back from knee injury that sidelined Holden for all of 2002.

57 Curtis HOLDEN LB (cont.)

2002 – Missed the entire season after suffering a torn ligament in his left knee in preseason game at Miami, Aug. 15. **2001** – After being signed by the Saints off the practice squad, he had one solo tackle and 12 special teams tackles in a dozen games...Saw first action on defense vs. San Francisco, 1/6/02, and had a solo tackle...Two special teams stops in his NFL debut vs. Atlanta, Oct. 21...Recorded two solo special teams tackles and an assisted special teams tackle at Atlanta, Dec. 9.

COLLEGE – Played for Washington State from 1999-00...Redshirted as a senior in 2000...Came to WSU in 1999 from San Francisco (Calif.) CC and started 11 of the Cougars' 12 games...Made 15 tackles at Stanford and also picked off a pass...Had 14 tackles at Washington...Posted 11 tackles in his first game as a Cougar at Utah...First team All-Golden Gate Conference selection as a sophomore at San Francisco CC...Junior college All-American choice...Had 115 tackles, five sacks and two interceptions for squad that was 11-1...Played mostly on special teams as a freshman.

PERSONAL – Attended J. Eugene McAteer (San Francisco) HS...Earned three letters as a running back and outside linebacker...Born: March 17, 1979 in San Francisco, Calif.

i curtisholden



Year	Team	GP/GS	S	A	TT	Sk.-Yds.	Int-Yds.-LG	PD	FF	FR
2001	New Orleans	12/0	1	0	1	0-0	0-0-0	0	0	0
2002	New Orleans		Injured Reserve							
Totals		12/0	1	0	1	0-0	0-0-0	0	0	0

ADDITIONAL STATS: Special Teams Tackles — (2001, 12) **Total: 12.**

CAREER HIGHS: Tackles — 1, vs. San Francisco (1/6/01); Sacks — 0; Interceptions — 0; Int. Ret for TD — 0; Forced Fumbles — 0; Fumble Recoveries — 0.

! playernotes

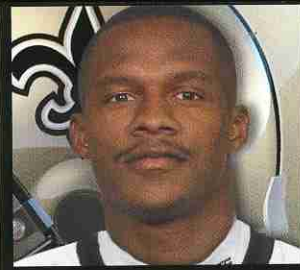


Cajun Connection

In the effort to showcase Saints football around the state, the club is holding its annual Black and Gold Scrimmage at Cajun Field on the campus of University of Louisiana at Lafayette on Aug. 2. The game is being held in conjunction with the university at the school's 30,000-seat stadium.

"When the decision was made to move our training camp to our training facility in Metairie, we said that we would do everything we could to bring Saints football to our many fans in this state," said General Manager Mickey Loomis. "Lafayette is a tremendous community and the people there have been wonderful to work with in coordinating this scrimmage."

The annual Black and Gold Scrimmage has been a memorable event of the Saints' summer training camp and 2003 will mark the first time it has been held in Lafayette. Plans are to rotate this annual scrimmage to different regional sites from year to year. In addition to the football scrimmage, the day involves a full day of activities, including youth clinics, a Saints autograph session, the Saints Experience and many other family-oriented games. Discounts are offered to Saints season-ticket holders.


**Joe
HORN**
87
WR

HEIGHT: 6-1 **WEIGHT:** 206
COLLEGE: Itawamba (Miss.) J. C.
JOINED SAINTS: UFA-00 (KC)
NFL EXPERIENCE: 8th Season
BIRTHDATE: 1/16/72

NFL CAREER – Horn has established himself as one of the NFL's most prolific receivers since signing with New Orleans in 2000, and the standout turned in another excellent season in 2002, culminating in his third-consecutive Pro Bowl selection. Horn has broken most of the team's single-season receiving records since joining the team and continues his assault on the all-time franchise records. In the last three seasons, Horn has recorded 265 receptions for 3,917 yards and 24 TDs – the highest three-year totals in team record books. During that span, the eight-year veteran has finished in the top five in the NFC in receptions, receiving yards and receiving TDs each season. Horn has recorded a reception in all 48 contests he has played with the Saints, and already ranks sixth on the club's all-time reception list (265) and third on the receiving yardage list (3,917) after three seasons. Set club record for most catches in a season (94) and most receiving yards in a season (1,340) in 2000.

CAREER TRANSACTIONS – Signed by Saints to three-year contract, 6/2/03; Signed by the Saints as an unrestricted free agent, 2/13/00; Originally a fifth-round draft choice (135th overall) of Kansas City in the 1996 NFL Draft.

HONORS – 2002: Pro Bowl (Starter). 2001: Pro Bowl, All-Madden. 2000: Pro Bowl, Saints Offensive Player of the Year (vote by teammates), All-Madden

2002 – Enjoyed another record-setting season, as he was selected to his third consecutive Pro Bowl and first as a starter...Had 88 catches for 1,312 yards and seven TDs...Reception total was six short of the team record – which he set in 2000 – and ranked fifth in the NFC...Receiving yardage total was 28 short of the team record he set in his first season in New Orleans and ranked third in the NFC...Started all 16 games for the third consecutive season, ranking as one of six Saints offensive players to open every contest...Caught five or more passes in 12 games...Led or shared team-lead in receiving in 13 contests and in receiving yards in 11 games...Recorded 65 first downs on his 88 catches, ninth among NFC receivers...Also third in the NFC with 26 grabs on third down...Had six 100-yard receiving games – the highest single-season total in club record books. That total was second in the NFC and third in the NFL...Led team with eight receptions for 108 yards in season opener at Tampa Bay, Sept. 8...Had a game-high six receptions for 120 yards vs. Green Bay, Sept. 15, as Horn became the first Saints wideout to start a season with back-to-back 100-yard performances...Had six receptions for 42 yards, including a five-yard TD, in the comeback win at Chicago, Sept. 22...Hauled in six passes for 87 yards at Detroit, Sept. 29...Caught five passes for 68 yards and had one rush for two yards vs. Pittsburgh, Oct. 6...Had five receptions for 75 yards, including a 17-yard TD at Washington, Oct. 13...Had a game-high eight receptions for 109 yards and two TDs (tying a career-high) vs. San Francisco, Oct. 20...Caught five passes for 61 yards, including a five-yard TD vs. Atlanta, Oct. 27...Had a team-high six receptions for 101 yards at Carolina, Nov. 10...caught three passes for a season-high 124 yards, including a TD at Atlanta, Nov. 17...Had three receptions for 47 yards vs. Cleveland, Nov. 24...Posted five receptions for 106 yards and one TD in prime-time contest vs. Tampa Bay, Dec. 1...Had seven catches for 87 yards at Baltimore, Dec. 8...Hauled in five receptions for 60 yards, including a

87 Joe HORN WR
(cont.)

successful two-point conversion vs. Minnesota, Dec. 15...Grabbed six passes for 64 yards at Cincinnati, Dec. 22...Had four receptions for 43 yards vs. Carolina, Dec. 29. **2001** – Started all 16 games and finished the season with a team-leading 83 receptions for 1,265 yards and nine touchdowns...The 83 receptions by Horn was the second-highest of his career to the club record 94 he had during his first year in New Orleans in 2000...Finished season tied for sixth in the NFC in scoring among non-kickers (54), fifth in receptions, fifth in the NFC and ninth in the NFL in receiving yards, 11th in total yards from scrimmage (1,269), 12th in first downs (59) and tied for 4th in the NFC and 8th in the NFL in third down receptions (26)...Horn and Willie Jackson teamed to become the first 1,000-yard receiving tandem in club history...Recorded four receptions for 78 yards at Carolina, Oct. 14...Recorded five receptions for 74 yards vs. Atlanta, Oct. 21...Enjoyed first 100-yard receiving game of season and sixth of career in comeback from behind, 34-31 victory at St. Louis, Oct. 28, when he had eight receptions for 121 yards and two TDs...That total tied a career-high in TD receptions...His 46-yard scoring grab on the second play from scrimmage in the third quarter helped spark a drive where New Orleans scored 25 unanswered points...With 9:33 remaining in third quarter, Horn

! playernotes



Perhaps the top free agent acquisition in club history, Horn has started every regular-season game since being signed by the Saints in 2000.

Has posted a team-record six 100-yard games in 2002, giving him 15 over the last three years. The Saints are 13-2 in those contests.

Voted to third-consecutive Pro Bowl last season.

Only wide receiver in club history to post three-straight 1,000-yard seasons.

added a six-yard TD grab...Recorded six receptions for 99 yards and 2 TDs (tying a career-high) in 28-27 loss at San Francisco, Nov. 11...Horn's six yard scoring grab with 3:11 remaining in third quarter gave the Saints a 24-21 lead...Enjoyed second 100-yard game of season with eight receptions for 148 yards vs. Indianapolis...Set a career high in receptions vs. Carolina, Dec. 2, when he made 13 catches for 150 yards and a TD...Horn's 17-yard TD reception from QB Aaron Brooks with 1:35 remaining helped New Orleans rally from a three-point deficit to take the lead, 27-23...Fourth 100-yard receiving game came following week at Atlanta, Dec. 9, when he grabbed seven passes for 138 yards and a TD...Fourth-quarter, 50-yard reception helped give the Saints an 11-point lead in the 28-10 victory over the Falcons...vs. St. Louis, Dec. 17, Horn's six-yard TD reception in the second quarter helped the Saints keep pace with the Super Bowl finalists, evening the game at 14 near the end of the half...Horn tied a career-high with two TD receptions on four catches for 55 yards for the third time this season with two second-half scoring grabs at Tampa Bay, Dec. 23. **2000** – Had the finest season ever for a Saints wide receiver, finishing with 94 receptions for 1,340 yards (14.3 yard average, 52 long) and eight touchdowns...Reception total was fourth in the NFC and yardage total was fifth...Eclipsed Eric Martin's prior receiving records in both categories (85 receptions in 1988, 1,090 yards in 1989)...Tied for second in team history in TD receptions...Led or shared team lead in receiving in 13 games and led team in receiving yards in 12 games...The only offensive player, excluding linemen, to start all 16 regular-season games...Tied for first in the NFC with 31 third-down receptions...Recorded 63 first downs on his 94 catches, third among NFC receivers...Opened season with a then career-high five receptions for 58 yards vs.

Detroit, Sept. 10...Broke all his receiving records the next game, hauling in 12 passes for 116 yards and TD receptions of six and eight yards at San Diego, Sept. 17...Had four receptions for 78 yards with TDs for 47 and four yards, tying his career-high in scoring at Chicago, Oct. 8...Had breakout game vs. San Francisco, Nov. 5, Recording 10 receptions for a career-high 180 yards and a TD...This was the third-highest receiving yard day in Saints history and the ninth-best in the NFL in 2000...Led team with seven receptions for 77 yards in victory at St. Louis, Nov. 26...Went over the 1,000 yard receiving mark with his 10-reception, 170-yard performance vs. Denver, Dec. 3...On Dec. 10 at San Francisco, had five catches for 105 yards, setting the Saints record for yards in a season (1,164) and tied WR Quinn Early for second place in receptions (82)...Shattered several records with his seven-reception, 116-yard performance vs. Atlanta, Dec. 17, broke Eric Martin's record for receptions in a season (89), tied Martin's record for most 100 yard games in a season (five), and became the first Saints player to have three consecutive 100-yard receiving games...Started NFL Wild Card Playoff game vs. St. Louis, Dec. 30, and left game in first quarter with right ankle sprain...Declared inactive in NFC Divisional Playoff at Minnesota, 1/6/01, due to ankle injury. **1999** – Saw duty at WR and action on special teams in 16 games (one start), Ranked third on the team, recording then-career highs with 35 catches for 586 yards and

! playernotes

Holds the team record for catches in a season (94, 2000) and receiving yards (1,340, 2000).

Maintaining a remarkably consistent pace since joining the Saints, Horn has averaged 88 grabs for 1,306 yards over the last three seasons.

Has scored 24 touchdowns since 2000, more than any other Saints' player.

SAINTS MAKING A DIFFERENCE: Horn supports the United Way and also sponsored a holiday shopping spree for several area youngsters in need. The wide receiver also participated in the "Taste of the Saints" fundraiser for Second Harvesters Food Bank.

a then-career-best six TDs after producing just 18 catches for 293 yards and a TD in his first three seasons...Ranked second on the club with nine catches of 20 or more yards...Tallied eight special teams tackles (four on kickoff coverage and four on punt coverage) while downing three punts inside the 20...Also returned nine kickoffs for 163 yards and a punt for 18 yards...Had two catches for 35 yards, including a 25-yard TD vs. Detroit, Oct. 3...Tallied two catches for 41 yards, including a 31-yard TD at San Diego, Oct. 3...Made his lone start of the season at wide receiver, producing two catches for 20 yards at Indianapolis, Nov. 7...Also returned kickoffs, posting single-game career highs with 131 yards on six returns (21.8 average)...Saw reserve duty at receiver, recording three catches for a team-high 63 yards at Tampa Bay, Nov. 14, including a 50-yard TD reception...Posted three catches for a career-high 92 yards at Seattle, Dec. 26, including a career-long 76-yard TD. **1998** – Saw action at wide receiver and on special teams in all 16 games with one start...Caught 14 passes for 198 yards (14.1 avg.) with a TD...Finished tied for fourth on the squad with 11 special teams tackles...Had 11 kickoff returns for 233 yards as well...Returned the first three kickoffs of his career for 66 yards at Jacksonville, Sept. 13, and added a pair of receptions for 20 yards...Snared two receptions for a career-high 68 yards, including a career-long 57-yard bomb at Philadelphia, Sept. 27...Lined up at wide receiver for his first career start vs. Pittsburgh, Oct. 26...Had a 95-yard kickoff return for a touchdown nullified because

of a penalty, but rebounded with a career-long 37 yard return later in the game...Caught two passes for 34 yards, including his first career TD on a 26-yard pass at Denver, Dec. 6. **1997** – Active for eight games, seeing special teams duty in all those contests and taking snaps at wide receiver in seven of those contests...Also listed as the club's sixth cornerback for much of the season, but did not see any game action at that position...Inactive for the season's first four weeks before cracking the lineup on special teams vs. Seattle, Sept. 28...On the inactive list the following four games before seeing action on both offense and special teams in the season's final seven contests...Had two catches for 65 yards on the year, a 47-yard catch at Jacksonville, Nov. 9, and an 18-yard grab vs. Denver, Nov. 16...Made one of the biggest special teams plays of the year with the Chiefs clinging to a 17-14 lead in the fourth quarter at Seattle, Nov. 23. Blocked a Kyle Richardson punt out of the end zone for a safety in Kansas City's 19-14 win...Caught a 50-yard bomb from QB Elvis Grbac in the club's playoff contest vs. Denver, 1/4/98. **1996** – Saw action in nine games on special teams and took snaps on offense in six contests...Finished the year with two catches for 30 yards with a long of 21...Posted three special teams tackles...Saw his first action on special teams at Seattle, Sept. 15, and made a touchdown-saving tackle on an 86-yard kickoff return...First NFL reception was a nine-yard grab at Denver, Oct. 27. **CFL (1994-95)** – Started 17 games for the CFL's Memphis Mad Dogs in 1995...Ranked fifth in the CFL in receiving yardage and led his club with 71 catches for 1,414 yards (19.9 avg.) and five TDs...Average of 19.9 yards per catch led all CFL receivers with 35 or more grabs...His 71 receptions were the fourth-highest total for a first-year player in the history of the Canadian League, while his yardage total was the third-best mark ever for a CFL rookie...Nominated for CFL Rookie of the Year accolades and was a member of the CFL South Division All-Star team...Posted six 100-yard receiving days in 1995...In his first pro game, he caught seven passes for 131 yards with a TD at Calgary.

COLLEGE – Played two seasons (1991-92) as a wide receiver at Itawamba Junior College in Fulton, Miss....Posted 54 catches for 878 yards (16.3 avg.) and seven TDs in two seasons at Itawamba while also handling punt and kickoff returns.

PERSONAL – Out of football in 1993...Spent the year washing dishes and working in a furniture factory to support his family...A standout wide receiver, quarterback, running back and defensive back at Douglas Byrd (Fayetteville, N.C.) HS...Ran the 100 meters in 10.39 as a member of the prep track team and also lettered in basketball...He and his wife, Lacrechia, have a daughter, Jhia, and a son, Joseph...Born Jan. 16, 1972 in New Haven, Conn.

i joe horn



Year	Team	GP/GS	RECEIVING					RUSHING					Pts.
			No.	Yds.	Avg.	LG	TD	No.	Yds.	Avg.	LG	TD	
1996	Kansas City	9/0	2	30	15.0	21	0	1	7	7.0	7	0	0
1997	Kansas City	8/0	2	65	32.5	47	0	0	0	0.0	0	0	0
1998	Kansas City	16/1	14	198	14.1	57	1	0	0	0.0	0	0	6
1999	Kansas City	16/1	35	586	16.7	76t	6	2	15	7.5	9	0	36
2000	New Orleans	16/16	94	1340	14.3	52	8	6	10	1.7	16	0	48
2001	New Orleans	16/16	83	1265	15.2	56	9	1	4	4.0	4	0	54
2002	New Orleans	16/16	88	1312	14.9	63	7	1	2	2.0	2	0	44
Totals	97/50		318	4796	15.1	76t	31	11	38	3.5	16	0	138
Saints Totals	48/48		265	3917	14.8	63	24	8	16	2.0	16	0	146

Year	Team	GP/GS	KICKOFF RETURNS					PUNT RETURNS					Pts.
			No.	Yds.	Avg.	LG	TD	No.	Yds.	Avg.	LG	TD	
1996	Kansas City		0	0	0.0	0	0	0	0	0.0	0	0	0
1997	Kansas City		0	0	0.0	0	0	0	0	0.0	0	0	0
1998	Kansas City		11	233	21.2	37	0	1	6	6.0	6	0	0
1999	Kansas City		9	165	18.3	28	0	1	18	18.0	18	0	0
2000	New Orleans		0	0	0.0	0	0	0	0	0.0	0	0	0
2001	New Orleans		0	0	0.0	0	0	0	0	0.0	0	0	0
2002	New Orleans		0	0	0.0	0	0	0	0	0.0	0	0	0
Totals	97/50		20	398	19.9	37	0	2	24	12.0	18	0	0
Saints Totals			0	0	0.0	0	0	0	0	0.0	0	0	0

ADDITIONAL STATS: Passing — (2001, 1 att., 0 comp., 0 int., 0 yds., 0 LG, 39.6 passer rating) **Total: 1 att., 0 comp., 0 int., 0 yds., 0 LG, 39.6 passer rating;** Special Teams Tackles — (1996, 3); (1997, 6); (1998, 10); (1999, 10) **Total: 27;** Blocked Punts — (1997, 1) **Total: 1.** Fumble Recoveries — (2000, 1) **Total: 1;** Blocked Punts — (1997, 1) **Total: 1.** CAREER HIGHS: Receptions — 13 vs. Carolina (12/2/01); Receiving Yards — 180, vs. San Francisco (11/5/00); Long Reception — 76, at Seattle (12/26/99); Receiving TDs — 2 (5x), last time vs. San Francisco (10/20/01); Rushes — 1 (11x), last time vs. Pittsburgh (10/6/02); Rushing Yards — 16, at Arizona (10/29/00); Long Rush — 16, at Arizona (10/29/00); Rushing TDs — 0; Kickoff Returns — 6, at Indianapolis (11/7/99); Kickoff Return Yards — 131, at Indianapolis (11/7/99); Long Kickoff Return — 37, vs. Pittsburgh (10/26/98); Kickoff Returned for TD — 0; Punt Returns — 1 (2x), vs. Oakland (9/6/98) & vs. Pittsburgh (12/18/99); Punt Return Yards — 18, vs. Pittsburgh (12/18/99); Long Punt Return — 18, vs. Pittsburgh (12/18/99); Punt Returned for TD — 0.

Year	Team	GP/GS	RECEIVING					RUSHING					Pts.
			No.	Yds.	Avg.	LG	TD	No.	Yds.	Avg.	LG	TD	
1997	Kansas City	1/0	1	50	50.0	50	0	0	0	0.0	0	0	0
2000	New Orleans	1/1	0	0	0.0	0	0	0	0	0.0	0	0	0
Totals	2/1		1	50	50.0	50	0	0	0	0.0	0	0	0
Saints Totals	1/1		0	0	0.0	0	0	0	0	0.0	0	0	0

CAREER HIGHS: Receptions — 1, vs. Denver (1/4/98); Receiving Yards — 50, vs. Denver (1/4/98); Long Reception — 50, vs. Denver (1/4/98); Receiving TDs — 0.

i horn game by game




	REC	YDS	2000				
			AVG.	LG	TD		
9/3 DET	5	58	11.6	19	0		
9/10@SD	12	116	9.7	18	2		
9/17@SEA	7	68	9.7	17	0		
9/24 PHI	3	29	9.7	9.7	0		
10/8@CHI	4	78	19.5	47t	2		
10/15 CAR	5	97	19.4	35	1		
10/22@ATL	4	54	13.5	23	0		
10/29@ARZ	2	10	5.0	7	0		
11/5 SF	10	180	18.0	43t	1		
11/12@CAR	5	89	17.8	43t	1		
11/19 OAK	3	33	11.0	21	0		
11/26@STL	7	77	11.0	21	0		
12/3 DEN	10	170	17.0	49	0		
12/10@SF	5	105	21.0	34	0		
12/17 ATL	7	116	16.6	52	0		
12/24 STL	5	60	12.0	22t	1		
Totals	94	1340	14.3	52	8		

	REC	YDS	POSTSEASON				
			AVG	LG	TD		
12/30 STL	0	0	---	---	0		
1/6@MIN	Inactive	0	---	---	0		
Totals	0	0	---	---	0		

	REC	YDS	2001				
			AVG.	LG	TD		
9/9@BUF	6	45	7.5	14	0		
9/30@NYG	4	48	12.0	16	0		
10/7 MIN	1	41	41.0	41	0		
10/14@CAR	4	78	19.5	23	0		
10/21 ATL	5	74	14.8	33	0		
10/28@STL	8	121	15.1	46t	2		
11/4 NYJ	5	83	16.6	26	0		
11/11@SF	6	99	16.5	44	2		
11/18 IND	8	148	18.5	56	0		
11/25@NE	4	97	24.3	50	0		
12/2 CAR	13	150	11.5	25	1		
12/9@ATL	7	138	19.7	50t	1		
12/17 STL	3	31	10.3	16	1		
12/23@TB	4	55	13.8	18	2		
12/30 WAS	2	13	6.5	9	0		
1/6 SF	3	44	14.7	22	0		
Totals	83	1265	15.2	56	9		

	REC	YDS	2002				
			AVG.	LG	TD		
9/8@TB	8	108	13.5	26	0		
9/15 GB	6	120	20.0	40	0		
9/22@CHI	6	42	7.0	11	1		
9/29@DET	6	87	14.5	28	0		
10/6 PIT	5	68	13.6	21	0		
10/13@WAS	5	75	15.0	41	1		
10/20 SF	8	109	13.6	20t	2		
10/27ATL	5	61	12.2	25	1		
11/10@CAR	6	101	16.8	42	0		
11/17@ATL	3	134	44.7	63	1		
11/24 CLE	3	47	15.7	18	0		
12/1 TB	5	106	21.2	52	1		
12/8@BAL	7	87	12.4	39	0		
12/15 MIN	5	60	12.0	18	0		
12/22@CIN	6	64	10.7	15	0		
12/29 CAR	4	43	10.8	20	0		
Totals	88	1312	14.9	63	7		



Kevin HOUSER

47

HEIGHT: 6-2 WEIGHT: 250
COLLEGE: Ohio State
JOINED SAINTS: D7-00
NFL EXPERIENCE: 4th Season
BIRTHDATE: 8/23/77

LS

NFL CAREER – Known for his accuracy and rapid delivery, Houser has developed into one of the NFL's most reliable long-snappers. He has handled all snapping duties on punts and placements since his arrival as a seventh-round pick in 2000.

CAREER TRANSACTIONS – Selected by the Saints in the seventh round (228th overall) of the 2000 NFL Draft.

2002 – Handled snapping duties for placekicks and punts...Played in all 16 games for the third-straight season...Also recorded seven special teams tackles...Recorded a season-high three special teams tackles at Tampa Bay, Sept. 8....Added two special teams tackles vs. Carolina, Dec. 29...Left Carolina game briefly with separated shoulder, but returned to finish game.
2001 – Appeared in all 16 games and handled all long snapping duties, snapping for all punts and placements...Also had three special teams tackles. **2000** – Appeared in all 16 regular season games and both playoff contests his rookie season handling the long snapping duties, snapping for all punts and placements...Also had three special teams tackles (two solo).

COLLEGE – Handled long snapping duties for the Buckeyes from 1996-99, while also seeing action at tight end and on special teams...Made six receptions for 55 yards in 12

! playernotes



Has established himself as one of the NFL's top long-snappers since being selected in the seventh round out of Ohio State in 2000.

Also a top contributor on the coverage units, adding 13 special teams stops over the last three seasons.

SAINTS MAKING A DIFFERENCE: Houser's "Life's a Snap" foundation helps raise money for cancer patients at Children's Hospital of New Orleans and he is also very active in visiting schools across the New Orleans area.

games with two touchdown catches as a senior in 1999...Played in all 12 games as a long snapper on special teams and also at tight end as a junior in 1998...Caught his first collegiate pass, a 10-yard reception in a win over Indiana...Played in all 13 games as the long snapper for all punts and placements and also saw action as a reserve tight end as a sophomore in 1997...Played on the same team as his brother, Bob, who was a senior, as a freshman in 1996, when he played in 11 games for the Rose Bowl Champions as a long snapper.

PERSONAL – Organizes and hosts annual celebrity softball game to benefit Children's Hospital...A registered financial broker...Played both tight end and defensive end at Westlake (Ohio) HS...Had 38 catches and 273 tackles during his career...Lettered in track and basketball...Finance major...Was the third member of his family to play football at Ohio State, following his father, Tom (1969-72) and brother Bob (1993-96)...Kevin and his wife Kristen, have a daughter, Julia.

47 Kevin HOUSER LS

(cont.)


i kevinhouser



Games Played/Started: (2000, 16/0); (2001, 16/0); (2002, 16/0). Total: 48/0.

Postseason Games Played/Started: (2000, 2/0). Total: 2/0.

ADDITIONAL STATS: Special Teams Tackles — (2000, 3); (2001, 5); (2002, 7) Total: 15. Fumble Recoveries - (2000, 0); (2001, 0); (2002, 1) Total: 1.



Darren HOWARD

93

HEIGHT: 6-3 WEIGHT: 281
COLLEGE: Kansas State
JOINED SAINTS: D2-00
NFL EXPERIENCE: 3rd Season
BIRTHDATE: 11/19/76

DE

NFL CAREER – One of the cornerstones of the Saints' emerging defense, Howard has made a major impact since being selected 33rd overall in the 2000 NFL Draft. He possesses an excellent combination of strength, explosive quickness and intensity and has emerged as one of the league's top young defenders. Led the Saints for the first time in sacks last season with eight quarterback takedowns, giving him 25 in his career. Also a force against the run, Howard led all Saints defensive linemen with 56 tackles in 2002. Lower-body strength allows him to anchor against double-teams, a nearly every-down occurrence since his breakout rookie season.

CAREER TRANSACTIONS – Selected by the Saints in the second round (33rd overall) of the 2000 NFL draft.

HONORS – 2002: NFC Defensive Player of the Week (Week 6); 2000: *Pro Football Weekly* All-Rookie Team, *Football News* All-Rookie Team, *Football Digest* Top 16 Rookies (No. 7), NFL Defensive Rookie of the Month (September).

2002 – Appeared in 16 games, starting 15 at RDE and posting 56 tackles (44 solo) to lead all Saints linemen, including a team-high eight sacks (minus-51 yards), while also adding four passes defended, four forced fumbles and a blocked field goal...Put together three multiple-sack games...Finished season tied for 12th in the NFC in sacks...Despite not starting opener at Tampa Bay, Sept. 8, Howard played his regular snaps at end and his second-quarter block of a 47-yard field goal attempt helped New Orleans maintain a 13-3 lead going into halftime...Had a solo tackle vs. Green Bay, Sept. 15, before leaving game in second quarter with right shoulder sprain...After being held without a sack over the first five games of the season while recovering from off-season shoulder surgery, Howard returned to full strength at Washington, Oct. 13, dropping Redskins QB Patrick Ramsey three times for minus-24 yards...For his efforts, Howard was named NFC Defensive Player of the Week...Recorded four solo tackles, a pass defended and a forced fumble – which led to a fourth-quarter Saints touchdown – vs. San Francisco, Oct. 20, giving New Orleans a 25-24 lead...Recorded four solo tackles, one assisted tackle and 1.5 sacks for minus-6.5 yards vs. Atlanta, Oct. 27...Recorded five solo tackles, an assist, a sack for minus-three yards and one forced fumble

at Carolina, Nov. 10...Tallied three solo tackles, two assists, a sack for minus-8 yards and a forced fumble vs. Tampa Bay, Dec. 1...Recorded three solo tackles, an assist and 1.5 sacks for minus-9.5 yards vs. Minnesota, Dec. 15...Posted two solo tackles and a forced fumble vs. Carolina, Dec. 29. **2001** – Followed sparkling rookie season with another solid campaign...Started all 16 games at LDE...Finished with a career-high 60 tackles (41 solo), six sacks for 38.5 yards lost, an interception, three forced fumbles and four passes defended...Tackle total ranked ninth on team and second among linemen...Was tied for club lead in forced fumbles and led linemen in passes defended...Put together three multiple sack games on the year...Tallied three solo tackles, two sacks for minus-10 yards and a forced fumble vs. Minnesota, Oct. 7...Three solo tackles and a forced fumble vs. Atlanta, Oct. 21...Recorded a solo tackle, an interception with a 37-yard return, a pass defended and a forced fumble at St. Louis, Oct. 28...Set a career high with seven tackles (four solo) vs. N.Y. Jets, Nov. 4...Recorded four solo tackles, an assisted tackle and a sack for minus-four yards vs. Carolina, Dec. 2...Had two solo tackles, two assisted tackles and 1.5 sacks for minus-9.5 yards at Atlanta, Dec. 9...Recorded a career-high seven tackles (five solo), 1.5 sacks for minus-15 yards and one forced fumble vs. St. Louis, Dec. 17. **2000** – Finished third on

! playernotes

No defender in club history has posted more sacks in his first three seasons with the Saints than Howard's 25 since 2000.

Named NFC Defensive Player of the Week after posting a career-high three sacks at Washington in 2002.

Led all New Orleans defensive linemen with 56 tackles last season.

First draft choice of the Saints after the arrival of Coach Jim Haslett and has played in every game since, starting 47 of 48 contests.

Long arms particularly effective in pass defense, as Howard has knocked down 17 throws during his career and snared two interceptions for 83 yards in returns.

Unanimous All-Rookie selection in 2000, when he set a club rookie record with 11 sacks.

SAINTS MAKING A DIFFERENCE: Donated money to the New Orleans Recreation Department that helped fund the purchase of special jackets for a football team that won a championship despite the tragic death of their head coach.

team with a club rookie-record 11 sacks for minus-62 yards, 53 tackles (32 solo), an interception for 46 yards, nine pass defenses, two forced fumbles, and two fumble recoveries...Started all 16 games at LDE and both playoff games...Shattered DE Renaldo Turnbull's previous record for sacks by a rookie (nine-1990) with his 11-sack performance...Also led all NFL rookies in sacks and was named to several All-Rookie teams...Was named NFL Defensive Rookie of the Month for September after compiling 14 tackles (six solo), three sacks for minus-18 yards, a forced fumble, and two passes defended...Registered first forced fumble of his career at the New Orleans 39 yard line, stopping a Lion scoring drive, vs. Detroit, Sept. 3...Recorded his first two NFL sacks at San Diego, Sept. 10...Posted sacks in three consecutive games: Sept. 24, vs. Philadelphia; at Chicago, Oct. 8; vs. Carolina, Oct. 15...Had a solo tackle, five assisted tackles, a pass defended, and first career interception return for 46 yards, which he fumbled at the one-yard line, narrowly missing a touchdown at Carolina, Nov. 12...Had three solo tackles, two assisted tackles, a sack for minus-eight yards, and one pass defended vs. Oakland, Nov. 19...Had three solo tackles, an assisted tackle, a sack for minus-5 yards, two passes defended

and a fumble recovery in win at St. Louis, Nov. 26...Had two solo tackles and a sack for minus-9 yards vs. Denver, Dec. 3, tying Turnbull's rookie record for sacks...Broke the record the following week at San Francisco, Dec. 10, with a sack for minus-9 yards...Had sack in his sixth consecutive game the following week vs. Atlanta, Oct. 22...Tied his career high in tackles with six (four solo) vs. St. Louis, Dec. 24...Started both playoff games and recorded four tackles (three solo).

COLLEGE – Set a school record 29.5 sacks in his four-year career at Kansas State, while his 54 tackles behind the line of scrimmage rank second on the Wildcat all-time record chart...Manned the strongside defensive end position with 53 tackles (36 solo) with 5.5 sacks for minus-40 yards, 14 stops for minus-65 yards and 15 quarterback pressures...Recovered a fumble and forced six others...Finished third on the team with nine pass deflections and had a pair of interceptions...First-team All-Big 12 Conference selection by the league's coaches, the Associated Press and Kansas City Star in 1998...Team's Co-Defensive MVP...As a junior, started the first 10 games at strongside end before moving inside to tackle for the final two contests...Recorded 51 tackles (33 solo) as he led the conference with 10.5 sacks for minus-74 yards...Consensus All-Big 12 second-team choice as a sophomore in 1997...Started all year at strongside end and recorded 58 tackles (29 solo)...Ranked 11th in the nation with 11 sacks for minus-68 yards, a half-sack shy of the school-season record...Recovered three fumbles and forced two...Appeared in the final nine games of his redshirt freshman year with 29 tackles (16 solo) and 2.5 sacks...Redshirted as a freshman in 1995...Social science major.

PERSONAL – All-City, All-County and All-Suncoast selection at Boca Ciega (St. Petersburg, Fla.) HS...Had 76 tackles (42 solo) as an outside linebacker and rushed for 520 yards on 59 carries at running back...Also was a tight end...Lettered in basketball, leading the team to the 1994 Florida state championship...The son of Cynthia Johnson, Howard was born Nov. 19, 1976 in St. Petersburg, Fla.


i darrenhoward

Year	Team	GP/GS	S	A	TT	Sk.-Yds.	Int-Yds.-LG	PD	FF	FR
2000	New Orleans	16/16	32	21	53	11-62	1-46-46	9	2	2
2001	New Orleans	16/16	41	19	60	6-38.5	1-37-37	4	3	0
2002	New Orleans	16/16	44	12	56	8-51	0-0-0	4	4	0
Totals		48/48	117	52	169	25-161.52-83-46		17	9	2

CAREER HIGHS: Tackles — 7 (2x), vs. N.Y. Jets (11/4/01) & vs. St. Louis (12/17/01); Sacks — 3 at Washington (10/13/02); Interceptions — 1 (2x), at Carolina (11/12/00) & at St. Louis (10/28/01); Int. Ret for TD — 0; Forced Fumbles — 1 (10x), last time vs. Carolina (12/29/02); Fumble Recoveries — 1 (2x), at Arizona (10/29/00) & at St. Louis (11/26/00).

Year	Team	GP/GS	S	A	TT	Sk.-Yds.	Int-Yds.-LG	PD	FF	FR
2000	New Orleans	2/2	3	1	4	0-0	0-0-0	0	0	0
Totals		2/2	3	1	4	0-0	0-0-0	0	0	0

CAREER HIGHS: Tackles — 2 (2x), vs. St. Louis (12/30/00) & at Minnesota (1/6/01); Sacks — 0; Interceptions — 0; Int. Ret for TD — 0; Forced Fumbles — 0; Fumble Recoveries — 0.



Grady JACKSON 91

HEIGHT: 6-2 **WEIGHT:** 330
COLLEGE: Knoxville
JOINED SAINTS: UFA-02 (Oak)
NFL EXPERIENCE: 7th Season
BIRTHDATE: 1/21/73

DT

NFL CAREER – Disruptive force in the trenches arrived in New Orleans before the 2002 season and emerged as one of the NFC's top defensive tackles during his initial season in the conference. Proved to be a solid addition to the Saints' defensive front, finishing second among the club's linemen with 55 tackles and adding 5.5 sacks, two forced fumbles and tied for the team-lead with three fumble recoveries. Since coming into the league in 1997, Jackson has started 46 of 82 games, posting 269 tackles, 25 sacks, seven forced fumbles and 12 passes defended. Signed as an unrestricted free agent after five-year stint with the Oakland Raiders.

CAREER TRANSACTIONS – Signed by the Saints, 4/11/02; Selected by Oakland Raiders in the sixth round (193rd overall) of the 1997 NFL Draft.

2002 – Played in 15 games (all starts) at defensive tackle and led Saints' interior linemen in tackles (55), sacks (5.5) and fumble recoveries (3, tied for eighth in the NFC)...Also added a pass defended, two forced fumbles and a blocked PAT...Teamed with DE Darren Howard to post 13.5 sacks from right side of defensive front...Had six solo tackles vs. Green Bay, Sept. 15...Recorded eight tackles (six solo) and two sacks for minus-18 yards at Washington, Oct. 13...Recorded his first sack of the season when he stopped Redskins QB Patrick Ramsey for a nine-yard loss in the fourth quarter...Tied a career-high in sacks with his performance...Recorded six tackles (five solo) vs. San Francisco, Oct. 20...Recorded a solo tackle and a fumble recovery vs. Atlanta, Oct. 27, before leaving game in second quarter with right knee injury...Declared inactive for game at Carolina, Nov. 10 due to injury...Returned to action following week by starting at Atlanta, Nov. 17, recorded two solo stops. **2001** – Started all 16 games at defensive tackle for Oakland, recording a career-high 69 tackles...Also had four sacks, a forced fumble and two pass defenses, while often having to battle two blockers...Recorded a career-high 10 tackles at Seattle, Nov. 11...Recorded five solo tackles in AFC Divisional Playoff at New England, 1/19/02...Posted four solo tackles and a fumble recovery in AFC Wild Card Playoff vs. NY Jets, 1/12/02. **2000** – Saw action in all 16 games with 15 starts at DT...Led the team in sacks with eight and sack yardage with minus-59.5...Finished seventh on the team in tackles with 68...Also had three passes defended, two forced fumbles and one fumble recovery...At New Orleans, Nov. 19, he made five stops, including two sacks for minus-21 yards in the win...Had at least five tackles in nine games, including six in three games...Started AFC Divisional Playoff vs. Miami, 1/6/01, and had a tackle...In AFC Championship Game vs. Baltimore, 1/14/01, finished third on the team with nine stops. **1999** – Active for 15 games...Finished the season with 34 tackles, 4.5 sacks and three pass defenses...Posted four games with four or more tackles...Best performance of the year came against Kansas City in finale when he tallied six tackles and a forced fumble in an overtime victory. **1998** – Active for 15 games with a start at defensive tackle...Missed contest vs. San Diego, Dec. 20, with injury...Posted 37 tackles, three sacks, three pass defenses, a forced fumble and a fumble recovery. **1997** – Active for five games as a rookie at defensive tackle...Dressed, but did not play in two others...Credited with six tackles...Stopped a Seahawks scoring drive during Dec. 14 contest by leaping to block a field goal attempt.

COLLEGE – Played defensive tackle for Knoxville College after transferring from Hinds (Miss.) JC in 1996...Broke school record for single-game sack total with five...Played

91 Grady JACKSON DT (cont.)

defensive tackle for two seasons at Hinds and was a two-time Junior College All-American, team MVP and National JC Defensive Player of the Year following 1994-95 seasons.

PERSONAL – Lettered three years as a fullback and defensive tackle at Greensboro East (Ala.) HS...Team MVP...Selected All-State and All-League...Also lettered in basketball as a power forward and center...Full name: Grady O'Neal Jackson...Born Jan. 21, 1973 in Greensboro, Ala.

i gradyjackson



Year	Team	GP/GS	S	A	TT	Sk.-Yds.	Int.-Yds.-LG	PD	FF	FR
1997	Oakland	5/0	-	-	6	0-0-0	0-0-0	0	0	0
1998	Oakland	15/1	-	-	37	3	0-0-0	3	1	1
1999	Oakland	15/0	-	-	34	4.5	0-0-0	3	1	1
2000	Oakland	16/15	-	-	68	8	0-0-0	3	2	1
2001	Oakland	16/16	-	-	69	4	0-0-0	2	1	0
2002	New Orleans	15/15	40	15	55	5.5-30	0-0-0	1	2	3
Totals		82/47	-	-	269	25	0-0-0	12	7	6
Saints Totals		15/15	40	15	55	5.5-30	0-0-0	1	2	3

ADDITIONAL STATS: Blocked FG — (1997, 1) Total: 1. Blocked PAT — (2002, 1) Total: 1.


CAREER HIGHS: Tackles — 10, at Seattle (11/11/01); Sacks — 2 (5x), last time vs Carolina (12/29/02); Interceptions — 0; Int. Ret for TD — 0; Fumble Recoveries — 1 (6x), last time vs. Carolina (12/29/02).

POSTSEASON

Year	Team	GP/GS	S	A	TT	Sk.-Yds.	Int.-Yds.-LG	PD	FF	FR
2000	Oakland	2/2	-	-	10	0-0	0-0-0	5	0	0
2001	Oakland	2/2	-	-	9	0-0	0-0-0	0	0	1
Totals		4/4	-	-	19	0-0	0-0-0	5	0	0

ADDITIONAL STATS: Special Teams Tackles — (1996, 1) Total: 1.

CAREER HIGHS: Tackles — 9, vs. Baltimore (1/14/01).



Kendyl JACOX 64

HEIGHT: 6-2 **WEIGHT:** 330
COLLEGE: Kansas State
JOINED SAINTS: UFA-02 (SD)
NFL EXPERIENCE: 6th Season
BIRTHDATE: 6/10/75

C/G

NFL CAREER – Quiet leader was extremely solid in first season with Saints, bringing strength and toughness up front while opening all 16 games at left guard. Developed into one of the offensive front's most consistent performers and gives the club tremendous flexibility, as Jacox has the versatility to start at both guard and center in the NFL.

CAREER TRANSACTIONS – Signed by the Saints, 5/28/02; Placed on reserve/injured, 12/4/99; Signed by San Diego as an undrafted free agent, 4/20/98.

2002 – Started all 16 games at left guard after winning a training camp competition with incumbent starter Wally Williams. Part of a unit that created room for RB Deuce McAllister to rush for a career-high 1,388 yards and created time for the Saints to score a team-record 432 points. **2001** – Started every game at center for a rushing offense that helped spring rookie

RB LaDainian Tomlinson to 1,236 yards rushing, the second-highest single season total in team history and the highest ever for a rookie. **2000** – Played in all 16 games with three starts...Saw action primarily on special teams in first six games...Started at H-Back at Buffalo, Oct. 15...Returned to role on special teams for games 8-14...Entered starting lineup at right guard at Carolina, Dec. 17...Switched over to start at left guard in finale vs. Pittsburgh, Dec. 24. **1999** – Saw action in 11 games with five starts...Inactive for opener at Cincinnati, Sept. 12, while recovering from preseason knee injury...After seeing action in

! playernotes

Settled in at left guard after signing with the Saints and started all 16 contests in 2002.

Versatile blocker has superior quickness and athleticism, evident when he hustled in front of ball-carriers as a 330-pound escort on sweeps and screens.

Can play either guard post and also has the versatility to also play center, where he started every game in 2001 for the San Diego Chargers.

SAINTS MAKING A DIFFERENCE: Became a fan favorite by often visiting with Saints supporters as a guest speaker at fan club meetings.


reserve role for three games, started at left guard in game 5 vs. Seattle, Oct. 17...Started at right guard games at Kansas City, Oct. 31, vs. Denver, Nov. 7, and at Oakland, Nov. 14...Started at left guard at Minnesota, Nov. 28...Placed on reserve/injured, Dec. 4, after season-ending arthroscopic knee surgery. **1998** – Started six of 16 games played as rookie in 1998...All six starts came at right guard...Saw action mainly on special teams in first six games...Moved into starting right guard vs. Philadelphia, Oct. 18...Saw action as reserve and on special teams in final three games.

COLLEGE – Started 1997 Fiesta Bowl for Kansas State...Second on team with 24 “Dominator” blocks...Earned first-team All-Big 12 honors as a senior...Selected to play in 1998 East-West Shrine All-Star game...Social sciences major.

PERSONAL – A two-time first-team all-district center at Carter (Dallas, Texas) HS...Honorable mention All-State Pick as a senior...Married (Alyssa)...Full name: Kendyl LaMarc Jacox...Born June 10, 1975 in Dallas, Texas.

i kendyljacox

Games Played/Started: San Diego - (1998, 16/6); (1999, 11/5); (2000, 16/3); (2001, 16/16); New Orleans - (2002, 16/16). **Totals: 75/56 (San Diego, 59/30; New Orleans, 16/16).**



J.J. JONES

59

HEIGHT: 6-1 **WEIGHT:** 230 **LB**
COLLEGE: Arkansas
JOINED SAINTS: FA-02
NFL EXPERIENCE: 2nd Season
BIRTHDATE: 6/7/78

NFL CAREER – Jones was signed off the practice squad at the beginning of the season and joined the legion of physical, speedy players that made the unit one of the NFL's best.

CAREER TRANSACTIONS – Signed by the Saints off the practice squad, 9/28/02; Signed to Saints practice squad, 9/2/02; Waived by the Saints, 9/1/02; Signed by New Orleans, 1/16/02; Released by Dallas, 8/28/01; Originally signed by Dallas as an undrafted free agent, 4/27/01.


2002 – After being signed off of practice squad, Sept. 28, Jones appeared in 13 games and posted 11 special teams tackles (eight solo)...Appeared in first NFL game at Detroit, Sept. 29...Recorded an assisted special teams tackle vs. San Francisco, Oct. 20...Had a solo special teams tackle and an assist vs. Atlanta, Oct. 27...Had a special teams stop at Atlanta, Nov. 17...Posted a special teams tackle vs. Tampa Bay, Dec. 1...Had a special teams stop at Baltimore, Dec. 8. **2001** – Went to training camp with the Dallas Cowboys before being released at the end of camp.

COLLEGE – After receiving an extra year of eligibility (medical hardship) at Arkansas in 2000, he totaled 64 tackles, three passes defended and an interception returned for a TD...Injured three games into senior season of 1999 after recording 13 tackles and nine quarterback hurries...Started as a junior and posted 45 tackles, a sack and a pass defended...Started two games as a sophomore and finished with 27 tackles...Lettered as a true freshman with 11 tackles...Received his degree in kinesiology.

PERSONAL – Has twin sons, Jai and Jalen, born this past February...Recorded 77 tackles to earn All-State honors as a senior at Magnolia (Ark.) HS...Also was the starting fullback...Lettered three times in basketball...Married (Paula)...Full name: Jerry Glen “J.J.” Jones...Born June 7, 1978 in Little Rock, Ark.

i j.j-jones

ADDITIONAL STATS: Special Teams Tackles — (2002, 11) **Total: 11.**


Tebucky JONES
34

HEIGHT: 6-2 WEIGHT: 218
COLLEGE: Syracuse
JOINED SAINTS: TR (N.E.)-03
NFL EXPERIENCE: 6th Season
BIRTHDATE: 10/6/74

S

NFL CAREER – In a trade that brought one of the players to New Orleans that the Saints coveted the most entering the offseason, the Saints sent third- and seventh-round picks in 2003 and a fourth-round pick in 2004 to the New England Patriots for Jones on April 15. The sixth-year veteran is expected to bolster the secondary with his rare combination of size and speed. Few NFL safeties can match Jones' versatility, as the former cornerback has the burst to sprint down the sidelines with wide receivers and the hitting ability to stop running backs in a crease up front. Jones was signed to a seven-year contract immediately following the trade with the Patriots.

CAREER TRANSACTIONS – Agreed to terms on a seven-year contract with New Orleans, 4/15/03; Acquired by New Orleans from New England, 4/15/03; Signed by New England, 4/14/03; Designated as Franchise Player by New England, 2/20/03; Placed on reserve/injured, 12/31/99; Signed a five-year deal with New England, 7/18/98; Selected in the first round (22nd overall) by the New England Patriots in the 1998 NFL Draft.

2002 – Played in 14 games, starting 13 at free safety, and recorded 50 tackles (38 solo), 1.5 sacks for minus-11 yards, an interception, six passes defended, two forced fumbles, two fumble recoveries and five special teams tackles...In opener vs. Pittsburgh, Sept. 9, Jones deflected a pass to set up an interception by a teammate in the third quarter...In addition to the pass defended, Jones recorded two solo tackles, two assisted tackles and a career-high four special teams tackles...Scored his first career touchdown on a 24-yard fumble recovery in the third quarter to give the Patriots a 17-0 lead in their 44-7 win over the Jets at New York, Sept. 15...Jones recorded his second career sack on the same play, dropping QB Vinny Testaverde for a seven-yard loss, forcing him to fumble and picking up the ball to run for the score...vs. Kansas City, Sept. 22, Jones recovered a fumble for the second-straight week. Jones also teamed with DE Anthony Pleasant to sack QB Trent Green for an eight-yard loss on the Chiefs' first possession of the game, and chipped in four solo tackles and an assisted tackle...Blocked an extra point at Miami, Oct. 6...vs. Green Bay, Oct. 13, Jones batted away a pass and also chipped in two solo tackles and an assist...Posted seven solo tackles vs. Denver, Oct. 27...Led the team with a career-high eight tackles (five solo) in New England's 38-7 victory at Buffalo, Nov. 3...Made a solo tackle and batted away a pass at Chicago, Nov. 10...Declared inactive due to leg injury vs. Minnesota, Nov. 23 and at Detroit, Nov. 28...Returned to action vs. Buffalo, Dec. 8, and came up with a key interception, four solo tackles, two assisted tackles, two passes defense and a forced fumble...Made five solo stops at Tennessee, Dec. 16. **2001** – Started at FS in 12 of 16 regular-season games and recorded a career-high 57 tackles (41 solos), a sack, an interception, five passes defended, three fumble recoveries and 15 special teams tackles...Led team with three forced fumbles...Finished the regular season second on the team with 15 special teams tackles...Recorded his first career sack at Atlanta, Nov. 4, when he brought down Michael Vick for an eight-yard loss...vs. Cleveland, Dec. 9, Jones intercepted his first pass of the season and the third of his career. He also forced a fumble in the fourth quarter...In AFC Championship at Pittsburgh, 1/27/02, Jones hauled in an interception in the fourth quarter and returned it 19 yards...In Super Bowl XXXVI vs. St. Louis, 2/3/02, Jones started at safety and finished third on team with a postseason-high six tackles (five solo). **2000** – Started nine of 15 games at FS after playing

34 Tebucky JONES S
(cont.)

the first two seasons at CB and recorded 55 tackles (42 solos), the first two interceptions of his career, six passes defended and finished fourth on the team with 12 special teams tackles...Recorded his first career interception and added five tackles at Denver, Oct. 1...Notched his second interception in as many weeks vs. Indianapolis, Oct. 8...Inactive for finale vs. Miami, Dec. 24, due to an ankle injury. **1999** – Played in 11 games in his second year at CB...Finished the season with 26 tackles, seven passes defended, a forced fumble and five special teams tackles...Missed four games due to a hamstring injury, which he suffered prior to game at Cleveland, Oct. 3...Received more playing time as the season progressed, seeing action in nickel and dime situations...Made NFL starting debut at RCB at Philadelphia, Dec. 19 and was credited with four solo stops and three passes defended. **1998** – Played in every game and began to see extended playing time in dime substitution packages...Finished the season with seven defensive stops and five passes defended...Led the team with 28 tackles on coverage units...Recorded at least one special teams tackle in 14 of the Patriots 16 games...Earned more playing time during the final month of season.

COLLEGE – Made transition from running back to defensive back prior to senior year at Syracuse...Finished career with 101 tackles, four interceptions, three forced fumbles and three fumbles recovered...Also rushed for 563 yards and nine touchdowns on 145 carries, had two receptions for nine yards and returned nine kickoffs for 176 yards (19.6 avg.)...As a senior in 1997, earned second-team All-Big East honors after making the transition to defensive back...Started every game at safety and was credited with 80 tackles (50 solos), three forced fumbles, three fumble recoveries and four interceptions, which he returned for 104 yards...Earned ECAC Player of the Week honors when he returned an interception 98 yards for a touchdown to seal a 30-19 victory over Tulane...Recorded an interception and lined up for one play at tailback, scoring on a 1-yard plunge in a 33-13 victory over Miami,

! playernotes



One of the most important defensive acquisitions of the offseason was brought in to add youth, speed and playmaking ability to deepest regions of Saints defense.

Jones posted 50 tackles, 1.5 sacks, two forced fumbles, two fumble recoveries and an interception at free safety for the Patriots in 2002.

Was a key performer on New England's Super Bowl XXXVI Championship team of 2001.

During his career, Jones has recorded 195 tackles, 29 pass breakups and four interceptions.

An ascending player with his best performances ahead of him has already notched 35 starts.

Jones was also a top-notch special teams player for the Patriots with 65 career stops on the coverage units.

marking the first time that a Syracuse player had scored touchdowns on offense and defense in the same season since Ernie Davis in 1961...Underwent ankle surgery, causing him to miss the Oklahoma and Virginia Tech games...As a junior in 1996, appeared in every game as a reserve running back, rushing for 265 yards and three touchdowns on 61 carries...As a sophomore in 1995, appeared in 10 games and had 72 carries for 248 yards and five touchdowns...As a freshman in 1994, appeared in seven games as a reserve TB...Carried seven times for 49 yards...Redshirted as a freshman in 1993...Child and family studies major.

PERSONAL – Prepped at New Britain (Conn.) HS and starred in football, basketball

FOR MORE INFO LOG ONTO

www.neworleanssaints.com

129

34 Tebucky JONES S (cont.)

and track...During his prep career, he rushed for 4,541 yards and 53 touchdowns...His 2,139 yards and 25 rushing touchdowns as a senior in 1992...He scored over 1,000 career points on his high school basketball team and was a member of the New England championship 100-meter relay team...Tebucky and wife, Jannet, have three children, Letesha, Tebucky, Jr. and Malique...Full name: Tebucky Shermaine Jones...Born Oct. 6, 1974 in New Britain, Conn.

i tebuckyjones

Year	GP/GS	S	A	Total	Sk.-Yds.	Int-Yds.-LG	PD	FF	FR
1998 NE	16/0	5	2	7	0-0	0-0-0	5	0	1
1999 NE	11/2	23	3	26	0-0	0-0-0	7	1	0
2000 NE	15/9	42	13	55	0-0	2-20-20	6	0	0
2001 NE	16/12	41	16	57	1-8	1-4-4	5	3	0
2002 NE	14/12	38	12	50	1.5-11	1-0-0	6	2	2
Totals	72/35	149	46	195	2.5-19	4-16-20	29	6	3

Additional Stats: Special Teams Tackles: (1998, 28); (1999, 5); (2000, 12); (2001, 15); (2002, 5) **Total: 65**

CAREER HIGHS


Tackles: 8, 2x, vs. Denver (10/27/02) and at Buffalo (11/3/02); **Solo Tackles:** 7, 2x at Cleveland, (11/12/00) and vs. Denver (10/27/02); **Assisted Tackles:** 3, 3x, at Buffalo (11/3/02), at Miami (10/7/01), vs. Cincinnati (11/19/00); **Interceptions:** 1, 4x, vs. Buffalo (12/8/02), vs. Cleveland (12/9/01), vs. Indianapolis (10/8/00), at Denver (10/1/00); **Passes Defensed:** 3, at Indianapolis (12/12/99); **Special Teams Tackles:** 4, 2x, vs. Pittsburgh (9/9/02); at Pittsburgh (12/6/98)

Year	GP/GS	S	A	Total	Sk.-Yds.	Int-Yds.-LG	PD	FF	FR
1998 NE	1/0	0	0	0	0-0	0-0-0	1	0	0
2001 NE	3/3	11	4	15	0-0	1-19-19	1	0	0
Totals	4/3	11	4	15	0-0	1-19-19	2	0	0

Additional Stats: Special Teams Tackles: (2001, 2); **Total: 2**

CAREER HIGHS

Tackles: 6, vs. St. Louis (2/3/02); **Solo Tackles:** 5, vs. St. Louis (2/3/02); **Assisted Tackles:** 3, 3x, at Buffalo (11/3/02), at Miami (10/7/01), vs. Cincinnati (11/19/00); **Interceptions:** 1, at Pittsburgh (1/27/02)



Curtis KEATON 28

HEIGHT: 5-10 WEIGHT: 222
COLLEGE: James Madison
JOINED SAINTS: Tr-02 (Cin)
NFL EXPERIENCE: 4th Season
BIRTHDATE: 10/18/76

RB

NFL CAREER—A potentially explosive runner with superb speed, Keaton spent much of his first season in New Orleans learning the offense. In his two years with Cincinnati, Keaton was solid while handling the club's kick return duties.

CAREER TRANSACTIONS—Acquired by the Saints from the Cincinnati Bengals for a fourth-round draft pick, 8/31/02; Signed by Cincinnati, 6/23/00; Drafted by Cincinnati in fourth round (97th overall) of 2000 NFL Draft.

2002—Acquired at the end of camp and appeared in six games for the Saints while adding depth to the backfield...In limited action, he had 12 carries for 19 yards...After being inactive for the first two contests, Keaton saw action in games 3-8...Dressed, but did not play vs. Atlanta, Oct. 27...After being inactive for the next two games, Keaton saw action vs. Cleveland, Nov. 24 in McAllister's absence due to an ankle sprain and had 10 carries for 19

28 Curtis KEATON RB (cont.)

yards...Declared inactive for games 12-16. **2001**—Had 64-yard kickoff return in opener vs. New England, Sept. 9, and 45-yarder vs. Baltimore, Sept. 23...Led AFC after Week 2 with 33.2-yard KOR average...Saw first action of season on offense at San Diego, Sept. 30, in fourth quarter, rolling for 44 yards on three carries, all on a 64-yard TD drive. **2000**—Inactive for Games 1-5...Made NFL debut in Game 6, at Pittsburgh, Oct. 15, with three

! playernotes

Explosive burst makes the fourth-year veteran a big-play threat. Expected to vie for chief backup duties behind RB Deuce McAllister.

Survived life-threatening attack of meningitis as a sophomore at West Virginia before transferring to James Madison.

SAINTS MAKING A DIFFERENCE: Made frequent visits to local schools and also actively supports the Saints Junior Training Camp program.

rushes for 12 yards...Also played in Games 7-9...Longest of his six kickoff returns was 25 yards at Baltimore, Nov. 5...Suffered right ankle sprain in first half at New England, and was inactive for games 12-15.

COLLEGE—Played at West Virginia in 1995 and 1997, missing 1996 due to illness...Survived a life-threatening attack of meningitis as a West Virginia sophomore in 1996 and missed the entire season. Lost his status as WVU's featured runner, coming back in '97 as a backup to RB Amos Zereoue...Wishing to relocate as a No. 1 runner, Keaton transferred to James Madison, whose Division I-AA status allowed him to play in 1998...At James Madison in 1998, led team with 1,064 rushing yards and 10 TDs while starting final eight games...As a senior, set JMU records with 1,719 rushing yards, 314 carries and 20 rushing TDs...Capped senior year by being named his team's outstanding player in Blue-Gray All-Star Classic (14 carries for 104 yards and a TD)...Played in seven games for West Virginia as a freshman in 1995 and played in 12 games with one start for Mountaineers in 1997...Kinesiology major.

PERSONAL—Football, wrestling and track standout at Beechcroft (Columbus, Oh) HS...Second-team all-state in football as a senior...Named team captain and offensive MVP as a senior...Lettered twice in track, and had a 76-19 record as a wrestler...Full name: Curtis Isiah Keaton.

i curtiskeaton

Year	GP/GS	No.	Yds.	Rushing			No.	Yds.	Avg.	LG	TD	Pts.
				Avg.	LG	TD						
2000 CIN	6/0	6	24	4.0	8	0	0	0	---	0	0	0
2001 CIN	13/0	5	48	9.6	21	0	1	9	9.0	9	0	0
2002 NO	6/0	12	19	1.6	4	0	0	0	0.0	0	0	0
Totals	25/0	23	91	4.0	21	0	1	9	9.0	9	0	0


Year	No.	Yds.	Avg.	LG	TD
2000 CIN	6	100	16.7	25	0
2001 CIN	42	891	21.2	64	0
2002 NO	0	0	---	---	0
Totals	11	72	6.5	21	0

CAREER HIGHS

Rushes: 10, vs. Cleveland, (11/24/02); **Rushing Yards:** 44, at San Diego (9/30/01); **Long Rush:** 21, at San Diego, (9/30/01)

FOR MORE INFO LOG ON TO

www.neworleanssaints.com


**Roger
KNIGHT**
53

HEIGHT: 6-0 WEIGHT: 245
COLLEGE: Wisconsin
JOINED SAINTS: FA-01
NFL EXPERIENCE: 2nd Season
BIRTHDATE: 10/11/78

LB

NFL CAREER – Rugged tackler proved to be a solid addition to the special teams units and the linebacker corps after returning from the knee injury he suffered in 2001.

CAREER TRANSACTIONS – Place on reserve/injured, 12/12/01; Signed by the Saints off the practice squad, 12/4/01; Waived by Pittsburgh, 8/31/01; Chosen by Pittsburgh in the sixth round (182nd overall) of the 2001 NFL Draft.

2002 – Came off the bench to play in all 16 games...Ranked fourth on the team with 17 special teams tackles and added 10 defensive tackles...Saw his first significant action at linebacker in fourth quarter at Chicago, Sept. 22, in relief of an injured Darrin Smith and had an assisted tackle, a special teams tackle and an assisted special teams stop...Recorded a special teams tackle at Detroit, Sept. 29...Had one solo special teams tackle and an assist vs. Pittsburgh, Oct. 6...Recorded three special teams tackles vs. Tampa Bay, Dec. 1...Had a special teams stop at Baltimore, Dec. 8. **2001** – After spending training camp with the Pittsburgh Steelers, Knight was signed to the Saints' active roster, Dec. 4...Saw action on special teams in his debut at Atlanta, Dec. 9 and had a special teams tackle...Suffered a knee injury in third quarter and did not return...Placed on reserve/injured, Dec. 12.

COLLEGE – Started 24 games for Wisconsin...Had his best year as a senior in 2000, when he started every game at either inside or outside linebacker and finished second on the team with 87...Also had eight tackles for losses, four sacks, five quarterback pressures and two passes defended...Split time in 1999 between inside and outside linebacker and started eight games (two at ILB and six at OLB)...Registered 63 tackles and finished third on the team with seven tackles for losses...Academic All-Big Ten selection in 1998...Started first two games of season before injuring ankle...Returned but re-injured ankle...Finished season with nine tackles in six games...Played on special teams as a true freshman in 1997...Majored in mechanical engineering.

PERSONAL – A first-team All-State selection as a senior at Brooklyn (N.Y.) Tech...Two-time All-Brooklyn honoree...His 211 career tackles set school record...Captain and MVP as a senior when he recorded 108 stops and an interception...Also caught 19 passes for 327 yards and six TDs as a tight end in his final two seasons...Was a four-year honor student...Full name: Roger Oliver Knight...Born Oct. 11, 1978 in St. Ann's, Jamaica.

! playernotes



Significant contributor on special teams posted 17 tackles in 2002.

Bounced back from season-ending knee injury suffered in NFL debut in 2001 to appear in all 16 games last season.

Also provides quality depth at linebacker.


**Derrick
LEWIS**
89

HEIGHT: 6-2 WEIGHT: 185
COLLEGE: San Diego State
JOINED SAINTS: FA-02
NFL EXPERIENCE: 1st Season
BIRTHDATE: 10/30/75

WR


NFL CAREER – Signed as an undrafted rookie last year following the NFL Draft, Lewis showed glimpses of rare talent in his year spent on the Saints' practice squad. His combination of speed, size, leaping ability and soft hands give him a strong chance to earn a roster spot in 2003.

CAREER TRANSACTIONS – Signed off the practice squad by the Saints, 12/22/02; Waived by the Saints, 9/1/02; Agreed to terms with the Saints, 4/23/02.

2002 – Spent 15 games on the Saints' practice roster...NFL debut came in finale vs. Carolina, Dec. 29, where he saw limited action.

COLLEGE – Played at San Diego State, where he posted 85 receptions for 1,731 yards and seven TDs over his three-year career...As a senior, he had 28 grabs for 398 yards. He added 10 carries for 53 yards...As a junior in 2000, Lewis started all 11 games and had 31 receptions for 782 yards and three TDs, while also rushing for 20 yards on three attempts...His 25.2 yards per catch average was the best in the nation that season, and he went over the 100-yard receiving mark in four games...Attended Sacramento (Calif.) JC in 1998 – his first year of organized football – and caught 34 passes.

PERSONAL – Attended Joseph S. Clark HS in New Orleans, where he became the first area prep athlete to qualify in four events at the state track meet...Named All-Metro and All-City in track, basketball and baseball his senior year...Also earned All-America and All-State track honors in 1995...Holds Louisiana state high school records in the long jump (23-6) and the triple jump (49-5)...Majored in public administration...Sung the National Anthem at a SDSU men's basketball game...He and wife, Demetrice, have four children...Full name: Derrick Lamont Lewis...Born Oct. 30, 1975 in New Orleans.


**Michael
LEWIS**
84

HEIGHT: 5-8 WEIGHT: 165
COLLEGE: None
JOINED SAINTS: FA-01
NFL EXPERIENCE: 3rd Season
BIRTHDATE: 11/14/71

WR

NFL CAREER – The New Orleans native has beat the odds to emerge as the NFL's most feared kickoff and punt return specialist. Lewis made his first NFL roster at 29 in 2001 with the Saints after years of working several jobs to support his family following his high school graduation 11 years earlier. He has also had stints in NFL Europe, Arena Football and the Indoor Professional Football League. After a solid first season, Lewis took his game to a new level in 2002 and authored one of the most prolific seasons by a return man in NFL history. He capped his memorable season with a selection to the Pro Bowl and almost every All-Pro team. Lewis used stint in NFL Europe as launching pad toward stateside success. With

FOR MORE INFO LOG ONTO

www.neworleanssaints.com

the Rhein Fire in 2001, he had 20 receptions for 262 yards and three touchdowns, including a 64-yard scoring grab. Lewis also had nine kickoff returns for 185 yards in NFLE.

CAREER TRANSACTIONS – Re-signed from the practice squad, 12/21/01; Signed to Saints' practice squad, 10/31/01; Waived by the Saints, 10/30/01; Signed by Saints, 2/9/01; Waived by Philadelphia, 8/21/00; Signed by Philadelphia 7/14/00.

HONORS – 2002: Pro Bowl, Associated Press First Team All-Pro, NFC Special Teams Player of the Week (Week 6), NFL Alumni Special Teams Player of the Year, *Sports Illustrated* All-Pro, *College & Pro Football Newsweekly* First Team All-Pro, *Pro Football Weekly* All-NFL and All-NFC, *Football Digest* First Team All-Pro, *The Sporting News* All-Pro.

! playernotes



Elusive wide receiver shattered the NFL record for combined kickoff and punt return yardage with 2,432 yards in 2002.

Set team single-season records for kickoff return yardage (1,807) and punt return yards (625).

An emerging threat at wide receiver, Lewis hauled in three passes for career-high 114 yards vs. Cleveland last season.

Impact on special teams wasn't limited to returns, as Lewis finished third on club with 18 stops on coverage units and forced a fumble.

Voted to Pro Bowl and selected to the Associated Press All-Pro team.

Named NFC Special Teams Player of the Week after performance at Washington, when he became the first player in club history to return a punt and a kickoff for a touchdown in the same game.

Tied a team single-season record with three TD returns in 2002.

SAINTS MAKING A DIFFERENCE: One of the most active Saints in the community, Lewis spends nearly every off-day during the season doing volunteer work. The New Orleans native also donated \$1,000 to Children's Hospital of New Orleans for every touchdown he scored in 2002.

2002 – After securing a roster spot and the club's return duties with a strong performance in training camp, Lewis went on to have one of the greatest seasons by a kickoff and punt returner in NFL history... Shattered the NFL record for combined kickoff and punt return yardage with 2,432 yards in 2002 (breaking the mark of 2,187, set by WR MarTay Jenkins of Arizona in 2000)... Lewis returned 44 punts for 625 yards (14.2 avg.) with a TD and 70 kickoffs for 1,807 yards (25.8 avg.) and two TDs... In an increased offensive role in 2002, Lewis added eight receptions for 200 yards and had a carry for 15 yards... Finished third on the squad with 18 stops and a forced fumble... Lewis set the franchise record for punt return yardage (625), kickoff return yardage (1,807) and combined kickoff and punt return yardage (2,432)... Following his record-setting season, Lewis now holds eight franchise marks associated with kickoff and punt returns... Finished second in the NFC in punt return average (14.2) and fourth in kickoff return average (25.8)... When Lewis returned a kickoff and a punt for a touchdown at Washington, Oct. 13, he became only the seventh player in NFL history to achieve the feat in the same game and became the first player in Saints history to return a punt and kickoff for a TD in the same contest... Saw action both at wide receiver and on special teams at Tampa, Sept. 8 and had three punt returns for 48 yards, three kickoff returns for 52 yards and a special teams tackle... Saw action on offense and special teams vs. Green Bay, Sept. 15, and recorded four punt returns for 44 yards and five kickoff returns for 111

yards... Had a punt return for nine yards, six kickoff returns for 141 yards and two assisted special teams tackles at Chicago, Sept. 22, setting a career-high in kickoff return yardage... Had three punt returns for 20 yards and seven kickoff returns for 158 yards at Detroit, Sept. 29, setting a career-high in kickoff returns... Had a reception for eight yards, four punt returns for 50 yards and four kickoff returns for 102 yards vs. Pittsburgh, Oct. 6... Had two receptions for 70 yards, a punt return for 83 yards and a TD (tied club record; now shared with Tyrone Hughes, 83-yard return for TD at Philadelphia, 12/26/93) and five kickoff returns for 203 yards, including a 90-yard TD in record-shattering day at Washington, Oct. 13. His 286 combined return yards ranks fifth in NFL history and second in Saints history (Tyrone Hughes holds NFL and Saints record with 347)... Had seven punt returns for 98 yards, four kickoff returns for 56 yards and an assisted special teams tackle at Carolina, Nov. 10, setting career-highs in punt returns and punt return yardage... In extensive action at wide receiver, posted three receptions for 114 yards, two punt returns for seven yards, four kickoff returns for 103 yards and one special teams tackle vs. Cleveland, Nov. 24... Had two punt returns for 56 yards, four kickoff returns for 81 yards and two special teams tackles vs. Tampa Bay, Dec. 1... Recorded two punt returns for 18 yards, three kickoff returns for 48 yards and a special teams tackle at Baltimore, Dec. 8... Had a punt return for zero yards, four kickoff returns for 183 yards, including a career-high, 97-yard TD, a solo special teams tackle and two assists vs. Minnesota, Dec. 15... Had a reception for eight yards, four punt returns for 40 yards and two kickoff returns for 58 yards at Cincinnati, Dec. 22, in game in which Lewis established NFL record for combined kickoff and punt return yardage... Had five punt returns for 139 yards and three kickoff returns for 62 yards in finale vs. Carolina, Dec. 29. **2001** – Utilized primarily on special teams, Lewis played in eight games, returning eight kickoffs for 762 yards for a 23.8-yard average, returning 14 punts for 81 yards (5.8 avg.) and chipping in with six special teams tackles... Kickoff return average ranked eighth in the NFC... In his NFL debut at Buffalo, Sept. 9, he had two punt returns for nine yards and two kickoff returns for 55 yards... Left the game in the second quarter with an ankle injury and did not return... At N.Y. Giants, Sept. 30, returned four punts for nine yards, had two kickoff returns for 82 yards and two fumbles, one of which went out of bounds... Also posted an assisted special teams tackle... Had four punt returns for 50 yards, three kickoff returns for 89 yards and an assisted special teams tackle vs. Minnesota, Oct. 7... Took back six kickoffs for 126 yards at Carolina, Oct. 14... Declared inactive at St. Louis, Oct. 28... Waived by the Saints, Oct. 30, and signed to the practice squad the next day... Re-signed to the active roster from the practice squad, Dec. 21, and had six kickoff returns for 132 yards and a special teams tackle at Tampa Bay, Dec. 23... Recorded seven kickoff returns for 120 yards vs. Washington, Dec. 30... Had six kickoff returns for 158 yards vs. San Francisco, 1/6/02. **2000** – After being waived by the Philadelphia Eagles at the end of training camp, Lewis was signed to the Saints practice squad towards the end of the season.

PERSONAL – Played for the New Jersey Red Dogs of the Arena Football League from 1999-2000 and played for the Louisiana Bayou Beast of the Indoor Professional Football League in 1998-99... Finished as the league's all-time TD career reception leader with 23... Also played in NFL Europe in 2001... At one time drove a beer truck to support his family and continue his dream of playing football... Attended Grace King (Metairie, LA) HS... Full name: Michael Lee Lewis... Born Nov. 14, 1971 in New Orleans.


i michaellewis



Year	Team	GP/GS	RECEIVING					RUSHING					Pts.
			No.	Yds.	Avg.	LG	TD	No.	Yds.	Avg.	LG	TD	
2001	New Orleans	8/0	0	0	0.0	0	0	0	0	0.0	0	0	0
2002	New Orleans	16/0	8	200	25.0	59	0	1	15	15.0	15	0	0
Totals		24/0	8	200	25.0	59	0	1	15	15.0	15	0	0

Year	Team	No.	Yds.	Avg.	LG	TD	PUNT RETURNS				
							No.	Yds.	Avg.	LG	TD
2001	New Orleans	32	762	23.8	68	0	14	81	5.8	32	0
2002	New Orleans	70	1807	25.8	97t	2	44	625	14.2	83t	1
Totals		102	2569	25.2	97t	2	58	706	12.2	83t	1

ADDITIONAL STATS: Special Teams Tackles — (2001, 6); (2002, 18) **Total: 24.**
CAREER HIGHS: Receptions — 3, vs. Cleveland (11/24/02); **Receiving Yards** — 114, vs. Cleveland (11/24/02); **Long Reception** — 59, vs. Cleveland (11/24/02); **Receiving TDs** — 0; **Rushes** — 1, vs. San Francisco (10/20/02); **Rushing Yards** — 15, vs. San Francisco (10/20/02); **Long Rush** — 15, vs. San Francisco (10/20/02); **Rushing TDs** — 0; **Kickoff Returns** (2x) — 7, vs. Washington (12/30/01) & at Detroit (9/29/02); **Kickoff Return Yards** — 201, vs. Atlanta (10/27/02); **Long Kickoff Return** — 97t, vs. Minnesota (12/15/02); **Kickoff Returned for TD** — 1 (2x), at Washington (10/13/02) & vs. Minnesota (12/15/02); **Punt Returns** — 7, at Carolina (11/10/02); **Punt Return Yards** — 139 vs. Carolina (12/29/02); **Long Punt Return** — 83t, at Washington (10/13/02); **Punt Returned for TD** — 1, at Washington (10/13/02).



Fred McAfee

25

RB

HEIGHT: 5-10 **WEIGHT:** 193
COLLEGE: Mississippi College
JOINED SAINTS: UFA-00 (TB)
NFL EXPERIENCE: 12th Season
BIRTHDATE: 6/20/68

NFL CAREER — An accomplished special teams performer who also provides additional depth to the Saints' backfield, McAfee was honored by being voted to his first Pro Bowl in 2002. The 12th-year veteran also is one of the club's leaders in the locker room, evidenced by McAfee being voted by his teammates as special teams captain for each of the past two seasons. McAfee was signed by the Saints as a free agent early in the 2000 season, returning to the club that originally drafted him (sixth round, 154th overall) in 1991. McAfee has also had stints with Arizona, Pittsburgh and Tampa Bay during his career.

CAREER TRANSACTIONS — Re-signed by Saints, 3/19/02; Re-signed by the Saints, 6/5/01; Signed by the Saints, 10/2/00; Signed by Tampa Bay, 12/28/99; Released by Kansas City, 8/31/99; Signed by Kansas City, 7/30/99; Re-signed by Pittsburgh, 4/12/96; Signed by Pittsburgh, 11/8/94; Released by Arizona, 10/31/94; Signed by Arizona, 8/2/94; Placed on reserve/injured by the Saints, 12/15/92; Signed to the Saints active roster, 10/18/91; Re-signed by Saints to the practice squad, 8/28/91; Released by the Saints, 8/26/91; Signed by the Saints, 6/14/91; Selected by the Saints in sixth round (154th overall) of the 1991 NFL Draft.

HONORS — 2002: Pro Bowl, Special Teams Captain, NFC Special Teams Player of the Week (Week 1), *Pro Football Weekly* All-NFL and All-NFC, *Football Digest* second team All-Pro. 2001: Special Teams Captain. 1996: Special Teams Captain. 1995: Special Teams Captain.

2002 — Completed another strong season as the leader of the Saints' top-notch special teams units, resulting in his first Pro Bowl selection...Despite missing five games and part of two others due to hamstringing injury, recorded 16 special teams tackles and a forced fumble...In opener at Tampa Bay, Sept. 8, McAfee rushed past a pair of Buccaneers' blockers in overtime to force P Tom Tupa to throw an interception to LB James Allen in the end zone for a game-winning touchdown...McAfee, who also recorded two special teams tackles in the contest, was named NFC Special Teams Player of the Week for his efforts...Recorded three special teams tackles vs. Green Bay, Sept. 15, but left game in fourth quarter with hamstringing injury...Declared inactive for games 3-4 due to injury...Returned to action vs. Pittsburgh, Oct. 6, but re-injured hamstring in second quarter and did not return...Declared inactive for next three games due to injury...Returned to action at Carolina, Nov. 10, and recorded a special teams tackle...Had a special teams tackle at Atlanta, Nov. 17...Saw action at running back and on special teams and had a rush for 11 yards and two special teams stops vs. Cleveland, Nov. 24...Had a special teams stop vs. Tampa Bay, Dec. 1...Had a kickoff return for 18 yards and an assisted special teams tackle at Baltimore, Dec. 8...Had a kickoff return for 51 yards and a special teams tackle vs. Minnesota, Dec. 15...Had a special teams fumble recovery at Cincinnati, Dec. 22. **2001** — Played in all 16 games, primarily on special teams...Saw action at running back in the finale...McAfee had a rush for two yards, six kickoff returns for 144 yards, 16 special teams tackles, a special teams forced fumble and a special teams fumble recovery...Had a kickoff return for 22 yards and a special teams tackle at N.Y. Giants, Sept. 30...In his 125th career game vs. Minnesota, Oct. 7, recorded a solo special teams tackle and an assisted special teams tackle...Had two assisted special teams tackle and 18 kickoff return yards on a handoff from Deuce McAllister vs. Atlanta, Oct. 21...Had a special teams tackle and a special teams fumble recovery at St. Louis, Oct. 28...Recorded a kickoff return for 34 yards and an assisted special teams tackle vs. Carolina, Dec. 2...Recorded a kickoff return for 10 yards, three special teams tackles and a special teams fumble recovery vs. St. Louis, Dec. 17...vs. San Francisco, 1/6/02, had a rush for two yards and had a kickoff return for 24 yards and an assisted special teams tackle. **2000** — Made immediate impact on the Saints' special teams units after being signed Oct. 2, prior to the team's fifth game at Chicago, Oct. 8...Had two carries for 37 yards, 10 kickoff returns for 251 yards, 11 special teams tackles (nine solo), and a forced fumble and fumble recovery...Provided a standout performance in his first Superdome game as a Saint since 1993, vs. Carolina, Oct. 15, recovering a Michael Bates fumble on the opening kickoff...In the fourth quarter, McAfee continued his special teams heroics with a fourth-down, 40-yard fake punt run, which kept a drive alive and moved the Saints to the Panthers 25 yard line...McAfee's heroics eventually led to a Saints touchdown and a 17-6 lead. This was the longest rush of his career, and he also added a special teams tackle in that game...Made impact again at Arizona, Oct. 29, with a special teams tackle and special teams forced fumble. With the Saints leading the Cardinals, 14-10, at the beginning of the fourth quarter, McAfee forced a fumble at the Arizona 13. Two plays later, the Saints scored a touchdown...Had five kickoff returns for 138 yards and a special teams tackle vs. St. Louis, Dec. 24...Saw action in both playoff games with both kickoff return and special teams duty...Had three kickoff returns for 81 yards in NFC Wild Card vs. St. Louis, Dec. 30...Posted seven kickoff returns for 139 yards and two special teams tackles in NFC Divisional Playoff at Minnesota, 1/6/01. **1999** — Signed by the Buccaneers Dec. 28, after being signed by Kansas City, July 31, and released by the Chiefs, Aug. 31...Played in final regular season game vs. Chicago, 1/2/00...Recorded a team-high three special teams tackles in divisional playoff win over Washington, 1/15/00...Posted a special teams tackle in NFC Championship game at St. Louis, 1/25/00. **1998** — Rushed 18 times for 111 yards and caught nine passes for 27 yards for the Steelers...Was fifth on the team with 17 special teams stops...Recovered a blocked punt for a TD in a 20-13 Monday night win at Kansas City, Oct. 26. **1997** — Posted 20 special teams tackles (13 solo)

...Missed first two contests with a shoulder injury, but played in the remaining 14 contests ...Rushed for 41 yards on 13 carries and added two receptions for 44 yards. **1996** – Named Steelers' special teams captain for the second consecutive year and compiled 20 special teams tackles...Saw action in 14 games after missing the first two games of the season with injuries...Combined for 51 yards on 10 carries (5.1 avg.) and three receptions for seven yards in postseason action against Indianapolis, Dec. 29, and at New England, 1/5/97. **1995** – Played in all 16 games for the first time in career, posting one start...Was selected as the Steelers' special teams captain...Finished as the club's third-leading rusher with 39 carries for 156 yards and a TD...Added 15 receptions for 88 yards and finished fourth on the team with 13 special teams tackles. **1994** – Joined Steelers as a free agent, Nov. 9, after being released by Arizona, Oct. 31...Posted 16 carries for 56 yards and a touchdown in six games with the

! playernotes

Aggressive, hard-nosed player hailed as one of the top special teams players of his era.

Finally recognized for his contributions when he was voted to the Pro Bowl following the 2002 season.

Named NFC Special Teams Player of the Week following the opener after forcing Tampa Bay's punter to throw an interception in the end zone for a touchdown during overtime.

Signed by Saints at start of 2000 season, returning to the team that initially drafted him in 1991.

Led New Orleans in rushing as a rookie with a career-best 494 yards despite appearing in only nine contests and not starting a game.

MAKING A DIFFERENCE: As one of the club's most popular players, McAfee enjoys spending time with Saints fans and participates frequently in autograph signings for charity.

Steelers...Played in seven games with the Cardinals, primarily on special teams, notching a team-leading 13 special teams tackles. **1993** – Played in 15 games with a career-high four starts for Saints...Rushed for 160 yards on 51 carries and returned 28 kickoffs for a 20.7-yard average. **1992** – Saw limited action in 14 games with the Saints, rushing for 114 yards on 39 carries. **1991** – Had finest rushing season of pro career, leading the Saints as a rookie with 494 rushing yards...Drafted by the Saints in the sixth round (154th overall) of the 1991 NFL Draft.

COLLEGE – Concluded career at Mississippi College as the Gulf South Conference's all-time rushing leader with 4,320 yards...Was a finalist for the Harlon Hill Trophy, awarded annually to the best player in Division II football...Earned a degree in mass communications.

PERSONAL – An all-district selection at Philadelphia (Miss.) HS...Served as the Mississippi team captain for the Alabama-Mississippi All-Star Classic High School football game...Participated in a celebrity version of the popular television series "Fear Factor" in 2002, where he climbed to the top of the roof at the Louisiana Superdome...Full Name: Fred Lee McAfee...Born June 20, 1968, in Philadelphia, Miss.

i fredmcafee



Year	Team	RUSHING						RECEIVING						KICKOFF RETURNS				
		GP/GS	No.	Yds.	Avg.	LG	TD	No.	Yds.	Avg.	LG	TD	Pts.	No.	Yds.	Avg.	LG	TD
1991	New Orleans	9/0	109	494	4.5	34	2	1	8	8.0	8	0	12	1	14	14.0	14	0
1992	New Orleans	14/1	39	114	2.9	19	1	1	16	16.0	16	0	6	19	393	20.7	38	0
1993	New Orleans	15/4	51	160	3.1	27	1	1	3	3.0	3	0	6	28	580	20.7	55	0
1994	Arizona	7/0	2	-5	-2.5	21	1	1	4	4.0	4	0	6	7	113	16.1	29	0
1994	Pittsburgh	6/0	16	56	3.5	13	1	0	0	0.0	0	0	6	0	0	0.0	0	0
1995	Pittsburgh	16/1	39	156	4.0	22t	1	15	88	5.9	18	0	6	5	56	11.2	25	0
1996	Pittsburgh	14/0	7	17	2.4	5	0	5	21	4.2	9	0	0	0	0	0.0	0	0
1997	Pittsburgh	14/0	13	41	3.2	9	0	2	44	22.0	30	0	0	0	0	0.0	0	0
1998	Pittsburgh	14/0	18	111	6.2	14	0	9	27	3.0	11	0	0	0	0	0.0	0	0
1999	Tampa Bay	1/0	0	0	0.0	0	0	0	0	0.0	0	0	0	0	0	0.0	0	0
2000	New Orleans	12/0	2	37	18.5	40	0	0	0	0.0	0	0	0	10	251	25.1	52	0
2001	New Orleans	16/0	1	2	2.0	2	0	0	0	0.0	0	0	0	6	144	24.0	34	0
2002	New Orleans	11/0	1	11	11.0	11	0	0	0	0.0	0	0	0	2	69	34.5	51	0
Totals		149/6	298	1194	4.0	40	7	35	211	8.6	30	0	42	79	1630	20.6	55	0
Saints Totals		77/5	203	818	4.0	40	4	3	27	9.0	16	0	24	66	1451	22.0	55	0

ADDITIONAL STATS: Special Teams Tackles — (1992, 1); (1993, 1); (1994, 18 - Arizona 13/Pittsburgh 5); (1995, 13); (1996, 20); (1997, 20); (1998, 17); (2000, 11); (2001, 16); (2002, 16) **Total: 132; Special Teams Forced Fumbles** — (2000, 1); (2001, 1) **Total: 2; Special Teams Fumble Recoveries** — (1995, 1); (2000, 1); (2001, 3); (2002, 1) **Total: 6; Blocked Punt Recovery** — (1998, 1 - TD) **Total: 1.**

CAREER HIGHS: Rushes — 28, vs. Atlanta (11/24/91); **Rushing Yards** — 138, vs. Atlanta (11/24/91); **Long Rush** — 40, vs. Carolina (10/15/00); **Rushing TDs** — 1 (7x), last time at Houston (9/10/95); **Receptions** — 4 (3x), last time vs. Tennessee (11/1/98); **Receiving Yards** — 22 (2x), last time at Miami (9/18/95); **Long Reception** — 18, at Houston (9/10/95); **Receiving TDs** — 0; **Kickoff Returns** — 5 vs. St. Louis (12/24/00); **Kickoff Return Yards** — 138 vs. St. Louis (12/24/00); **Long Kickoff Return** — 55, vs. Green Bay (11/14/93); **Kickoff Returned for TD** — 0.

POSTSEASON

Year	Team	RUSHING						RECEIVING						KICKOFF RETURNS				
		GP/GS	No.	Yds.	Avg.	LG	TD	No.	Yds.	Avg.	LG	TD	Pts.	No.	Yds.	Avg.	LG	TD
1991	New Orleans	1/0	14	49	3.5	11	0	0	0	0.0	0	0	0	4	98	24.5	39	0
1994	Pittsburgh	2/0	0	0	0.0	0	0	0	0	0.0	0	0	0	0	0	0.0	0	0
1995	Pittsburgh	3/0	0	0	0.0	0	0	0	0	0.0	0	0	0	2	37	18.5	20	0
1996	Pittsburgh	2/0	10	51	5.1	10	0	3	7	2.3	9	0	0	0	0	0.0	0	0
1997	Pittsburgh	2/0	2	22	11.0	12	0	0	0	0.0	0	0	0	0	0	0.0	0	0
1999	Tampa Bay	2/0	0	0	0.0	0	0	0	0	0.0	0	0	0	0	0	0.0	0	0
2000	New Orleans	2/0	0	0	0.0	0	0	0	0	0.0	0	0	0	10	220	22.0	31	0
Totals		14/0	24	100	4.2	12	0	3	7	2.3	9	0	0	14	318	22.7	39	0
Saints Totals		3/0	14	49	3.5	11	0	0	0	0.0	0	0	0	16	355	22.2	39	0

ADDITIONAL STATS: Special Teams Tackles — (1995, 3); (1996, 4); (1999, 4); (2000, 2) **Total: 13.**

CAREER HIGHS: Rushes — 14, vs. Atlanta (12/28/91); **Rushing Yards** — 49, vs. Atlanta (12/28/91); **Long Rush** — 12, at Tennessee (12/21/97); **Rushing TDs** — 0; **Receptions** — 2, at New England (1/5/97); **Receiving Yards** — 7, at New England (1/5/97); **Long Reception** — 9, at New England (1/5/97); **Receiving TDs** — 0; **Kickoff Returns** — 7, at Minnesota (1/6/01); **Kickoff Return Yards** — 139, at Minnesota (1/6/01); **Long Kickoff Return** — 39, vs. Atlanta (12/28/91); **Kickoff Returned for TD** — 0.



Deuce McALLISTER 26

HEIGHT: 6-1 WEIGHT: 221
COLLEGE: Mississippi
JOINED SAINTS: D1-01
NFL EXPERIENCE: 3rd Season
BIRTHDATE: 12/27/78

RB

NFL CAREER – Put his prototype combination of size and speed to work in 2002, leading the NFC in rushing (1,388 yards on 325 attempts) despite missing a contest with an injured ankle. That total was the second-highest in team history (trailing only RB George Rogers in 1981 with 1,674 yards) as McAllister became the sixth running back in club record books to eclipse the 1,000-yard barrier (he joined Chuck Muncie in 1979, Rogers in 1981 and '83, Reuben Mayes in 1986, Dalton Hilliard in 1989 and Ricky Williams in 2000-2001). McAllister was voted a starter in the Pro Bowl (two carries, 14 yards) and is expected to be a fixture in the postseason all-star game.

CAREER TRANSACTIONS – Signed by the Saints, 8/4/01; Selected by the Saints in the first round (23rd overall) of the 2001 NFL Draft.

HONORS – 2002: Pro Bowl (Starter), NFC Offensive Player of the Month (October), *Pro Football Weekly* All-NFC.

2002 – In his first full year as a starter, McAllister turned in a banner season, leading the NFC in rushing with 325 carries for 1,388 yards and 13 TDs. Rushing total ranked third in the NFL...Also had 47 receptions – which ranked second on the club – for 352 yards and three touchdowns...McAllister tied the team record for rushing touchdowns (13, George Rogers, 1981, Dalton Hilliard, 1989)... Finished the season ranked second in the NFC and fifth in the NFL in scoring among non-kickers (96), second in the NFC in total yards from scrimmage (1,740, trailing only NY Giants RB Tiki Barber, 1,984) and was tied for second in first downs (80, trailing Barber with 90)...In the opener at Tampa Bay, Sept. 8, McAllister had 31 carries for 109 yards and four receptions for 12 yards. Performance marked the first time in his NFL career that he reached the century mark in rushing...Had 21 carries for 123 yards with two TDs and a reception for four yards vs. Green Bay, Sept. 15...Rushed for 123 yards on 23 carries, including one-yard and 52-yard touchdowns, and a pair of receptions for 20 yards, vs. Pittsburgh, Oct. 6...Rushed for 121 yards on 29 carries and had a reception for minus-2 yards at Washington, Oct. 13...Carried the ball 21 times for a career-high 139 yards and added five receptions for 35 yards and a TD, vs. San Francisco, Oct. 20...Capped a stellar October, in which he won NFC Offensive Player of the Month honors with his fourth-straight 100-yard performance, rushing 17 times for 115 yards with two TDs vs. Atlanta, Oct. 27. Added five receptions for 56 yards and a 19-yard TD in the contest...Posted 21 rushes for 71 yards with two TDs and four interceptions for 34 yards at Carolina, Nov. 10...Left game at Atlanta, Nov. 17, in fourth quarter with right ankle sprain which forced him to miss following game vs. Cleveland, Nov. 24...Returned to action in prime time matchup vs. Tampa Bay, Dec. 1, and had 27 carries for 99 yards with a TD and a reception for seven yards...Had 32 carries for 127 yards with a career-high three TDs and three receptions for 10 yards at Baltimore, Dec. 8...Recorded 18 carries for 69 yards and three receptions for 27 yards, including a 17-yard TD vs. Minnesota, Dec. 15...Posted 28 carries for 117 yards and two catches for 10 yards in finale vs. Carolina, Dec. 29. **2001** – Started four of 16 games and served as team's primary kick returner as a rookie...Also had 16 rushes for 91 yards with a TD, 14 receptions for 166 yards with a TD and completed one of two passing attempts for 12 yards and a TD...On special teams had 45 kickoff returns for 1,091 yards and four punt returns for 24 yards...McAllister's

26 Deuce McALLISTER RB (cont.)

24.2-yard kickoff return average ranked fifth in the NFC...In his first game as the starting kick returner (vs. Atlanta, Oct. 21), McAllister had a reception for 16 yards, a punt return for zero yards and five kick returns for 111 yards...Had a punt return for four yards and six kickoff returns for 171 yards at St. Louis, Oct. 28. Against the Rams, he set career-high marks in kickoff returns and yardage, as well as longest return (46 yards)...Had an incomplete pass, a punt return for 10 yards, six kickoff returns for 131 yards and a special teams tackle vs. N.Y. Jets, Nov. 4...In his initial extended action of the season on offense, had four rushes for 15 yards, a reception for 17 yards and three kickoff returns for 59 yards at San Francisco, Nov. 11...Enjoyed first career start alongside Ricky Williams in backfield vs. Indianapolis, Nov. 18 and recorded four rushes for five yards, two receptions for 15 yards and four kickoff returns for 124 yards, including a career-long 63-yarder. Also posted a special teams tackle...Started in backfield alongside Williams at New England, Nov. 25, and had four kickoff returns for 96 yards...Enjoyed biggest impact up to that point in 28-10 win at Atlanta, Dec. 9, starting at running back. In the game McAllister had a 54-yard TD run, a 12-yard TD pass, a reception for eight yards and three kickoff returns for 69 yards. He threw a 12-yard TD pass to WR Willie Jackson with 2:43 left in the opening quarter. In the fourth quarter, McAllister shook loose for a 54-yard TD run with 8:16 remaining in the game...The last time a Saints non-QB threw and ran for a TD in the same game was on 9/21/97 vs. Detroit when RB Mario Bates threw a 21-

! playernotes



Scored 16 touchdowns (13 rushing, three receiving), the second-highest single-season total in franchise history. His 13 rushing touchdowns are tied for the most by a Saints player.

Named NFC Offensive Player of the Month for October, earning the award after a torrid four-game stretch where he scored six touchdowns and averaged over 124 yards rushing per contest

Added 47 receptions for 352 yards, which ranked second on the team.

Moved the chains for 80 first downs, which ranked second in the NFC.

SAINTS MAKING A DIFFERENCE: McAllister heads his own charitable foundation called "Catch 22" which sponsored a holiday shopping spree for several needy youngsters in the New Orleans area.

yard TD pass and posted TD runs of 2 and 74 yards in a 35-17 win at the Superdome...The 54-yard burst was also the longest run by a Saint since Bates' 74-yard TD...McAllister recorded a rush for six yards, five receptions for 44 yards and six kickoff returns for 163 yards vs. St. Louis, Dec. 17...Started at wide receiver vs. Washington, Dec. 30 and had a rush for two yards and four receptions for a career-high 62 yards, including a 22-yard TD.

COLLEGE – The most decorated player at Ole Miss since the days of former Saints QB Archie Manning at the school, McAllister is the only player in school history to record three seasons with at least 1,000 all-purpose yards...Holds Mississippi career record in carries (616), yards (3,060) and rushing TDs (36)...His 13 100-yard rushing performances are also a school record...His 4,889 all-purpose yards shattered the old school record of 3,186...41 total TDs scored set a Ole Miss all-time record, as did his 246 points...As a senior in 2000, McAllister was an All-SEC first-team selection as an all-purpose back by the Associated Press...Played in every game, starting eight contests and leading the team with 159 carries for 767 yards (4.8 avg.) and 14 TDs. Also ranked fourth on the squad with 18 receptions for 190 yards (10.6 avg.) and a pair of TDs...Led the team in scoring with 102 points, returned 17 punts for 191 yards (11.2 avg.) and a TD and added 340 yards on 20 kickoff returns (17.0 avg.)...As a junior in 1999, McAllister earned second-team All-American honors from the All-America Football

FOR MORE INFO LOG ON TO

www.neworleanssaints.com

! playernotes

Left little doubt he was primed to become Saints' featured weapon on offense in 2002, his first year as a starter.

Emerged as one of the NFL's most exciting and productive runners last season, finishing second in the NFC with 1,740 yards from scrimmage.

Led the conference in rushing with 1,388 yards on 325 attempts in 15 games, the second-highest total in club history.

Foundation and was also a First-team All-SEC pick by the league coaches and The Associated Press...In 10 games with eight starts, McAllister was second on the team with 151 carries for 809 yards (5.4 avg.) and 12 TDs...As a sophomore in 1998, McAllister was selected second-team All-SEC...Led the team with 1,082 yards and seven TDs on 212 carries (5.1 avg.)...As a freshman he played in every game with one start and finished with 402 yards and four TDs on 94 carries (4.3 avg.).

PERSONAL — Spends time with family, travels and enjoys fishing in the offseason...First-team All-State pick by the Mississippi Sports Writers Association and the *Jackson Clarion-Ledger* as a defensive back at Morton (Lena, Miss.) HS...Four-time All-Division 5-3A choice and twice Division MVP...Picked up 2,643 all-purpose yards and 23 TDs as a senior while leading Morton to 8-4 record and Division 5-3A title. Also excelled on defense, posting 66 tackles, four interceptions and three fumble recoveries, including one for a TD...Played in Mississippi-Alabama All-Star Game...Earned four letters in football, three in basketball and two in track during prep career...Criminal justice major...Named to the 1999 American Football Coaches Association (AFCA) Good Works Team while at Mississippi...Nickname, "Deuce", was given to him by one of his high school coaches who was a fan of former University of Alabama and NFL wide receiver David Palmer, who had the same nickname...Full name: Dulymus Jenod McAllister...Born Dec. 27, 1978 in Lena, Miss.

i deuce mcallister

		RUSHING					RECEIVING				
Year	Team	GP/GS	No.	Yds.	Avg.	LG	No.	Yds.	Avg.	LG	Pts.
2001	New Orleans	16/4	16	91	5.7	54t	1	15	166	11.1	22t
2002	New Orleans	15/15	325	1388	4.3	62	13	47	352	7.5	30
Totals		31/19	341	1479	4.3	62	14	62	518	8.4	30

		KICKOFF RETURNS					PUNT RETURNS				
Year	Team	No.	Yds.	Avg.	LG	TD	No.	Yds.	Avg.	LG	TD
2001	New Orleans	45	1091	24.2	63	0	4	24	6.0	10	0
2002	New Orleans	0	0	0.0	0	0	0	0	0.0	0	0
Totals		45	1091	24.2	63	0	4	24	6.0	10	0

ADDITIONAL STATS: Passing — (2001, 2 att., 1 comp., 0 int., 12 yds., 1 TD, 12t LG, 108.3 passer rating); (1 sack - 8 yards). **Total: 2 att., 1 comp., 0 int., 12 yds, 1 TD, 12t LG, 1 sack - 8 yards, 108.3 passer rating.** **Special Teams Tackles** — (2001, 5) **Total: 5.** **Special Teams Fumble Recoveries** — (2001, 1) **Total: 1.** **CAREER HIGHS:** Rushes — 32, at Baltimore (12/8/02); **Rushing Yards** — 139, vs. San Francisco (10/20/02); **Long Rush** — 62, vs. Green Bay (9/15/01); **Rushing TDs** — 3, at Baltimore (12/8/02); **Receptions** — 8, at Detroit (9/29/02); **Receiving Yards** — 67, at Detroit (9/29/02); **Long Reception** — 30, at Chicago, (9/22/02); **Receiving TDs** — 1 (4x), Last Time vs. Minnesota (12/15/02); **Kickoff Returns** — 6 (3x), last time vs. St. Louis (12/17/01); **Kickoff Return Yards** — 171, at St. Louis (10/28/01); **Long Kickoff Return** — 63, vs. Indianapolis (11/18/01); **Kickoff Returned for TD** — 0; **Punt Returns** — 1 (4x), last time vs. N.Y. Jets (11/4/01); **Punt Return Yards** — 10 (2x), at Buffalo (9/9/01) & vs. N.Y. Jets (11/4/01); **Long Punt Return** — 10 (2x), at Buffalo (9/9/01) & vs. N.Y. Jets (11/4/01); **Punt Returned for TD** — 0.


i mcallister game by game

GAME-BY-GAME RUSHING 2001					
	ATT	YDS	AVG.	LG	TD
9/9@BUF	1	2	2.0	2	0
9/30@NYG	1	0	0.0	0	0
10/7 MIN	0	0	0.0	0	0
10/14@CAR	1	2	2.0	2	0
10/21 ATL	0	0	0.0	0	0
10/28@STL	0	0	0.0	0	0
11/4 NYJ	0	0	0.0	0	0
11/11@SF	4	15	3.8	11	0
11/18 IND	4	5	1.3	3	0
11/25@NE	0	0	0.0	0	0
12/2 CAR	2	5	2.5	3	0
12/9@ATL	1	54	54.0	54t	1
12/17 STL	1	6	6.0	6	0
12/23@TB	0	0	0.0	0	0
12/30 WAS	1	2	2.0	2	0
1/6 SF	0	0	0.0	0	0
Totals	16	91	5.7	54t	1

2002					
	ATT	YDS	AVG.	LG	TD
9/8@TB	31	109	3.5	14	0
9/15 GB	21	123	5.9	62	2
9/22@CHI	17	45	2.6	10	0
9/29@DET	12	61	5.1	22	1
10/6 PIT	23	123	5.3	52t	2
10/13@WAS	29	121	4.2	46	0
10/20 SF	21	139	6.6	53	0
10/27 ATL	17	115	6.8	28	2
11/10@CAR	21	71	3.4	20t	2
11/17@ATL	13	43	3.3	9	0
11/24 CLE			Did Not Play		
12/1 TB	27	99	3.7	11	1
12/8@BAL	32	127	4.0	30	3
12/15 MIN	18	69	3.8	16	0
12/22@CIN	15	26	1.7	5	0
12/29 CAR	28	117	4.2	21	0
Totals	325	1388	4.3	62	13

GAME-BY-GAME RECEIVING 2001					
	REC	YDS	AVG.	LG	TD
9/9@BUF	0	0	0.0	0	0
9/30@NYG	0	0	0.0	0	0
10/7 MIN	0	0	0.0	0	0
10/14@CAR	0	0	0.0	0	0
10/21 ATL	1	16	16.0	16	0
10/28@STL	0	0	0.0	0	0
11/4 NYJ	0	0	0.0	0	0
11/11@SF	1	17	17.0	17	0
11/18 IND	2	15	7.5	15	0
11/25@NE	0	0	0.0	0	0
12/2 CAR	0	0	0.0	0	0
12/9@ATL	1	8	8.0	8	0
12/17 STL	5	44	8.8	12	0
12/23@TB	1	4	4.0	4	0
12/30 WAS	4	62	15.5	22t	0
1/6 SF	0	0	0.0	0	1
Totals	15	166	11.1	22t	1

2002					
	REC	YDS	AVG.	LG	TD
9/8@TB	4	12	3.0	7	0
9/15 GB	1	4	4.0	4	0
9/22@CHI	4	42	10.5	30	0
9/29@DET	2	67	8.4	17	0
10/6 PIT	8	20	10.0	17	0
10/13@WAS	1	-2	-2.0	-2	0
10/20 SF	5	35	7.0	16	1
10/27 ATL	5	56	11.2	19t	1
11/10@CAR	4	34	8.5	19	0
11/17@ATL	4	30	7.5	14	0
11/24 CLE			Did Not Play		
12/1 TB	1	7	7.0	7	0
12/8@BAL	3	10	3.3	10	0
12/15 MIN	3	27	9.0	17t	1
12/22@CIN	0	0	0.0	0	0
12/29 CAR	2	10	5.0	8	0
Totals	47	352	7.5	30	3



Mel MITCHELL 40

HEIGHT: 6-1 WEIGHT: 220
COLLEGE: Western Kentucky
JOINED SAINTS: D5-02
NFL EXPERIENCE: 2nd Season
BIRTHDATE: 2/10/79

S

NFL CAREER – Speedy young defender emerged as one of the Saints’ top special teams contributors as a rookie. A three-year starter at Western Kentucky, Mitchell began his college career at cornerback before switching to safety as a junior. He has consistently shown the quick feet and burst to give the defense another roving ball hawk in the secondary and is expected to compete for a starting spot in his second NFL season.

CAREER TRANSACTIONS – Selected by the Saints in the fifth round of the 2002 NFL Draft (150th overall).

2002 – Appeared in all 16 games, making the biggest impact during extensive special teams action. Mitchell finished second on the team with 25 tackles (19 solo), a special teams forced fumble, a special teams fumble recovery and a blocked punt...Recorded two solo special teams tackles and an assist at Tampa Bay, Sept. 8...Posted a special teams tackle, an assist and a special teams forced fumble at Chicago, Sept. 22...Had three special teams tackles vs. Pittsburgh, Oct. 6...Recorded a special teams tackle and a blocked punt at Baltimore, Dec. 8.

COLLEGE – Attended Western Kentucky, starting all 36 games he played in...Totaled 288 tackles (177 solo), seven interceptions, 1/2 sack and 21 passes defended. Also returned 20 kickoffs for a 28.5-yard average, ranking second on the school’s career-record list...As a senior in 2001, ranked second on team with a career-high 116 tackles (71 solo), three interceptions for 29 yards, nine passes defended, two fumble recoveries, two blocked kicks and 10 kickoff returns for 295 yards and a touchdown...As a junior in 2000, was All-Ohio Valley Conference second team pick with 98 tackles (54 solo), three interceptions for 43 yards, eight passes defended, a forced fumble, a fumble recovery, three blocked kickoffs and 10 kick returns for 275 yards (27.5 avg.) and a TD...Was an All-Ohio Valley second-team selection as he played cornerback as a sophomore in 1999...Majored in physical education.


PERSONAL – Attended Rockledge (Fla.) HS, where he was a two-time All-State selection (first team as a senior after making the second team his junior season)...Was the first athlete in conference history to be named to the all-conference team on both offense and defense...Lettered four times in football and three times in both basketball and track...Born Feb. 10, 1979 in Rockledge, Florida.

i melmitchell



Year	Team	GP/GS	S	A	TT	Sk.-Yds.	Int-Yds.-LG	PD	FF	FR
2002	New Orleans	16/0	0	0	0	0-0	0-0-0	0	0	0
Totals		16/0	0	0	0	0-0	0-0-0	0	0	0

ADDITIONAL STATS: Special Teams Tackles — (2002, 25) Total: 25; Special Teams Forced Fumbles - (2002, 1) Total: 1; Special Teams Fumble Recoveries - (2002, 1) Total: 1; Punt Blocks - (2002, 1) Total: 1.
CAREER HIGHS: Tackles — 0; Sacks — 0; Interceptions — 0; Int. Ret for TD — 0; Forced Fumbles — 0; Fumble Recoveries — 0;



J.T. O'SULLIVAN 14

HEIGHT: 6-2 WEIGHT: 220
COLLEGE: Cal-Davis
JOINED SAINTS: D6a-02
NFL EXPERIENCE: 2nd Season
BIRTHDATE: 8/25/79

QB

NFL CAREER – A sixth-round draft pick in 2002, as a rookie O’Sullivan served as an understudy to Aaron Brooks.

CAREER TRANSACTIONS – Selected by the Saints in the sixth round of the 2002 NFL Draft (186th overall).

2002 – Listed on the Saints inactive list as the third quarterback for all 16 weeks of the season...Completed eight-of-24 passes for 74 yards (33.3 percent) and two interceptions during the preseason...Also scrambled for 14 yards on five carries, including an 11-yard burst.

COLLEGE – Played four seasons at Cal-Davis – including three as a starter – and closed his career as one of the nation’s most decorated quarterbacks... Closed as UC Davis career leader in total offense (11,544), passing attempts (1,070), completions (669), yards (10,475) and touchdowns (96)...Enjoyed a banner senior year as the team co-captain as he was a National Finalist for the Harlon Hill Trophy for the second consecutive year... Completed 255 of 406 passes for school-record 3,826 yards and 32 TDs...Finished sixth nationally in passing efficiency (165.2), and fourth in total offense (316.7)...Only passer in school history to complete three seasons of 3,000 or more passing yards...Posted a sensational junior season in 2000, as the team co-captain was a national finalist for the Harlon Hill Trophy and was the only Division II player to receive a vote for the Heisman Trophy...All-America selection by Associated Press (third team), as he completed 204-of-318 passes for 3,679 yards, 38 TD passes and 11 interceptions...Also had 70 rushes for 473 yards and four TDs...As a sophomore in 1999, was 208-of-341 (61.0 pct.) for 3,217 yards, 26 TDs and 16 interceptions...Redshirted as a freshman.


PERSONAL – Two-year All-Metro League quarterback and captain at Jesuit (Carmichael, Calif.) HS...All-league catcher in baseball, batting .450 as a senior ...Full name: John Thomas O’Sullivan...Born Aug. 25, 1979 in Burbank, Calif.

i j.t.o'sullivan



Year	Team	GP/GS	PASSING							RUSHING				
			Att.	Comp.	Yds.	Int	LG	TD	Rating	No.	Yds.	Avg.	LG	TD
2002	New Orleans	0/0	0	0	0	0	0	0	0.0	0	0	0.0	0	0
Totals		0/0	0	0	0	0	0	0	0.0	0	0	0.0	0	0

CAREER HIGHS: Attempts — 0; Completions — 0; Completion Pct. — 0.0; Passing Yards — 0; Long Pass — 0; Interceptions — 0; Passing TDs — 0; Passer Rating — 0.0; Rushes — 0; Rushing Yards — 0; Long Rush — 0; Rushing TDs — 0.



Jerome PATHON

80

WR

HEIGHT: 6-0 WEIGHT: 182
COLLEGE: Washington
JOINED SAINTS: UFA-02 (Ind.)
NFL EXPERIENCE: 6th Season
BIRTHDATE: 12/16/75

NFL CAREER – A key free agent signing by New Orleans before last season, Pathon bounced back from an injury-riddled 2001 season to catch 43 passes for 523 yards (12.2 average) and four touchdowns. Reception total ranked third on the squad, and the four TD grabs represented a career-best. Pathon's already productive career is now back on track after he appeared to be on the cusp of NFL stardom before final season in Indianapolis was cut short by a foot injury after four contests. He was originally a second-round pick by the Colts in 1998 (32nd overall).

HONORS – 1998: *Pro Football Weekly*, *College and Pro Football Weekly*, *Football News* and *Football Digest* All-Rookie First-Team.

CAREER TRANSACTIONS – Signed by the Saints, 4/11/02; Placed on reserve/injured, 11/19/01; Selected by Indianapolis in the second round (32nd overall) in 1998.

2002 – Played in 14 games, starting 13, recording 43 receptions for 523 yards and four TDs...Tied for 19th in the NFC in third down receptions (19)...Did not start vs. Tampa Bay, Dec. 1...Declared inactive for season's final two games due to knee injury...Had two receptions for 12 yards, including a five-yard TD, which gave New Orleans a second quarter, 14-3 lead vs. Green Bay, Sept. 15...Had five receptions, including a 16-yard touchdown grab, at Chicago, Sept. 22...Posted season-high six receptions for 55 yards, including a six-yard TD reception, at Detroit, Sept. 29...Had two receptions for 79 yards, including a career-long 64-yard catch to the Pittsburgh 1 to set up a touchdown vs. Steelers, Oct. 6...Hauled in four passes for 59 yards vs. San Francisco, Oct. 20...Recorded three receptions for 32 yards at Carolina, Nov. 10. **2001** – Played in four games and started three for the Colts, recording 22 receptions for 318 yards with two TDs...In the opener at NY Jets, Sept. 9, recorded a then career-high eight catches for 93 yards...Enjoyed career week vs. Buffalo, Sept. 23, hauling in nine passes for 168 yards and a TD...Suffered right foot injury vs. New England, Sept. 30...Placed on injured reserve, Nov. 19...At the time of his injury his reception total ranked sixth in the AFC. **2000** – Started 10 of 16 games at wide receiver...Posted career-best numbers with 50 receptions for 646 yards and three TDs...Also returned 26 kickoffs for 583 yards and had a rush for three yards...Started at N.Y. Jets, Dec. 3, and posted a season-high six catches for 73 yards. That receiving yardage total marked a career-high at that time, and he also returned four kickoffs for 95 yards...Started Wild Card Playoff game at Miami, Dec. 30, and had five receptions for 69 yards. **1999** – Played in 10 games with two starts and had 14 receptions for 163 yards...Dressed, but did not play vs. Cincinnati, Oct. 24, vs. Philadelphia, Nov. 21, vs. Washington, Dec. 19 and at Cleveland, Dec. 26...Inactive vs. NY Jets, Nov. 28 and at Miami, Dec. 5...Recorded a season-high four receptions for 55 yards at San Diego, Sept. 26. **1998** – Started 15 of 16 games his rookie season, missing only start vs. NY Jets, Nov. 15, when club opened in two-TE alignment...Had 50 receptions for 511 yards with a TD for the second-highest rookie reception and yardage totals in the NFL behind Randy Moss...Named to most All-Rookie teams.

COLLEGE – Three-year letterman and two-year starter at Washington...Career totals in 33 games with 19 starts included 125 receptions for 2,063 yards with 16 TDs...Ranked

80 JeromePATHON WR

(cont.)

! playernotes



Set a career-high for touchdown grabs in 2002 with four scoring catches.

Started 13 games, his highest total since opening 15 games as a rookie.

Speedy complement to Joe Horn and Donte Stallworth gives the Saints one of the most dangerous receiving threesomes in the NFC.

Hauled in a 2002 team-high 64-yard reception vs. Pittsburgh in the Superdome.

Once qualified for Canadian national track team with long jump of over 23 feet.

second in school history in yards and TDs and fourth in receptions...Also posted 34 punt returns for 428 yards (11.3 avg.) and 24 kickoff returns for 620 yards (25.8 avg.)...Saw action in 11 games with nine starts as a senior, posting 69 catches for 1,245 yards with eight TDs to set school season records for receptions and yards...Added 19 punt returns for 209 yards (11.0 avg.) and 16 kickoff returns for 386 yards (24.1 avg.)...Had six games with 100 or more yards receiving...As a junior, saw action in 11 games with 10 starts and had 41 receptions for 618 yards with seven TDs...Saw reserve action in 11 games as a sophomore, recording 15 receptions for 200 yards with a TD...Redshirted in 1994 after transferring from Acadia University in Nova Scotia, Canada...As a freshman at Acadia in 1993, recorded 44 catches for 868 yards and 10 TDs...Majored in Psychology.

PERSONAL – Holds an annual football camp in hometown of Vancouver, Canada...Born and lived in Capetown, South Africa until apartheid forced his family to move to Canada when he was five...Attended Carson Graham (North Vancouver, BC) HS...Qualified for the Canadian national track team in long jump (23/2")...Born Dec. 16, 1975 in Capetown, South Africa.

i jeromepathon




Year	Team	GP/GS	No.	RECEIVING				No.	RUSHING				Pts.	KICKOFF RETURNS						
				Yds.	Avg.	LG	TD		Yds.	Avg.	LG	TD		No.	Yds.	Avg.	LG	TD		
1998	Indianapolis	16/15	50	511	10.2	45	1	3	-2	0.7	4	0	6	0	0	0.0	0	0	0	0
1999	Indianapolis	10/2	14	163	11.6	38	0	0	0	0.0	0	0	0	0	6	123	20.5	31	0	0
2000	Indianapolis	16/10	50	646	12.9	38	3	1	3	3.0	3	0	18	26	583	22.4	48	0	0	0
2001	Indianapolis	4/3	24	330	13.8	60	2	1	-8	-8.0	-8	0	12	1	13	13.0	13	0	0	0
2002	New Orleans	14/13	43	523	12.2	64	4	0	0	0.0	0	0	24	0	0	0.0	0	0	0	0
Totals		60/43	181	2173	12.0	64	10	5	-7	-1.4	4	0	60	33	719	21.8	48	0	0	0
Saints Totals		14/13	43	523	12.2	64	4	0	0	0.0	0	0	24	0	0	0.0	0	0	0	0

CAREER HIGHS: Receptions — 9, vs. Buffalo (9/23/01); Receiving Yards — 168, vs. Buffalo (9/23/01); Long Reception — 64, vs. Pittsburgh (10/6/02); Receiving TDs — 1 (10x), last vs. Pittsburgh (10/6/02); Rushes — 1 (5x), last time at New England (9/30/01); Rushing Yards — 4 at Miami (11/8/98); Long Rush — 4 at Miami (11/8/98); Rushing TDs — 0; Kickoff Returns — 4 (4x), last time at N.Y. Jets (12/3/00); Kickoff Return Yards — 95 at N.Y. Jets (12/3/00); Long Kickoff Return — 48, vs. Jacksonville (9/25/00); Kickoff Returned for TD — 0.

POSTSEASON

Year	Team	GP/GS	No.	RECEIVING				No.	Yds.	Avg.	LG	TD	Pts.
				Yds.	Avg.	LG	TD						
1999	Indianapolis	1/0	5	44	8.8	13	0	0	0	0.0	0	0	0
2000	Indianapolis	1/1	5	69	13.8	25	1	0	0	0.0	0	0	0
Totals		2/1	10	113	11.3	25	1	0	0	0.0	0	0	0

CAREER HIGHS: Receptions — 5 (2x), vs. Tennessee (1/16/00) & at Miami (12/30/00); Receiving Yards — 69, at Miami (12/30/00); Long Reception — 25, at Miami (12/30/00); Receiving TDs — 1, at Miami (12/30/00).


**Walter
RASBY**
86
TE

HEIGHT: 6-3 **WEIGHT:** 252
COLLEGE: Wake Forest
JOINED SAINTS: FA-03
NFL EXPERIENCE: 10th Season
BIRTHDATE: 9/7/72

NFL CAREER – Searching for a sturdy tight end who could anchor the line as a blocker and provide veteran leadership, the Saints found what they were looking for when they signed this veteran free agent. Rasby is coming off a solid season with the Washington Redskins in 2002, when he started nine games and hauled in eight passes for 78 yards. Entering his 10th season, Rasby got his start in the NFL with the Pittsburgh Steelers in 1994, earning a roster spot as an undrafted free agent. He has also had productive stints with the Carolina Panthers (1995-97) and the Detroit Lions (1998-2000).

CAREER TRANSACTIONS – Signed to one-year contract by the Saints, 5/14/02; Released by Washington, 2/26/03; Signed by Washington (UFA), 4/10/01; Signed by Detroit, 4/23/98 (UFA); Placed on injured reserve by Carolina, 12/10/97; Re-signed by Carolina, 7/20/96 (ERFA); Signed by Carolina, 10/17/95; Waived by Pittsburgh, 8/27/95; Signed by Pittsburgh, 4/29/94.

2002 – Served as a solid contributor to the Redskins offense...Appeared in 13 games and started nine, recording eight receptions for 78 yards...After being declared inactive for the first three games of the season due to a sprained knee, saw his first action in a reserve role at Tennessee, Oct. 6...Recorded two catches for 20 yards vs. New Orleans, Oct. 13...Started and had two receptions for 11 yards at Jacksonville, Nov. 10...Started following week at NY Giants, Nov. 17, and recorded a catch for five yards...Played in a reserve role vs. St. Louis, Nov. 24 and had one reception for a season-long 18 yards...Started vs. NY Giants, Dec. 8, and posted two receptions for 24 yards, with a long of 15...In the starting lineup when the Redskins went with a two-tight end set vs. Dallas, Dec. 29, recording a catch for seven yards.

2001 – A big contributor for the Redskins as a blocker and receiver...Started 11 of 16 games played, finishing the season with 10 catches for a career-high 128 yards and two TDs...His average of 12.8 yards per catch was also a career high...Began the season in a reserve role, but was promoted to the starting lineup in Week 6 vs. Carolina, Oct. 21, after starting TE Stephen Alexander went down with an ankle injury the week before at Dallas. Against the Panthers, Rasby made several key blocks and recorded his first catch with the Redskins... Earned the game ball after he posted two receptions for 22 yards and scored his first TD of the season in Washington's 27-14 win over Seattle, Nov. 4...Posted two receptions for 32 yards, with a long of 22 yards and a season-high average of 16 yards vs. Philadelphia, Dec. 16...Played his best game in the finale vs. Arizona, 1/6/01, and earned his second game ball of the season, posting three receptions for a career-high 45 yards, with a career-long 27 yards and a TD. **2000** – Excelled as a blocker and started eight games in 2000, mostly in two-tight end sets, catching 10 passes for 78 yards with a TD...Had his best performance at NY Giants, Nov. 23, when he started for the second-straight game and scored the Lions first TD on a five-yard catch. Recorded two catches for 17 yards in the game...Started at Atlanta, Nov. 12, for regular starter (and current Saint) David Sloan, who was inactive with a hamstring injury, and made a season-long 17-yard catch. **1999** – Filled the backup role the Lions originally signed him to assume...Started six games as part of two-tight end sets and used mostly as a reserve in short-yardage and goal line situations...Caught three passes for 19 yards and a TD...Posted first reception at Kansas City, Sept. 26, a three-yard TD grab, and recorded a season-high two catches for 16 yards vs. Chicago, Nov. 25. **1998** – After signing with the Lions in the offseason, Rasby started all 16 games, posting career-highs of 15 catches

86 Walter RASBY TE
(cont.)

and 119 receiving yards with a TD after catching only six passes in his first four seasons...Remained the starter in the second half of the season despite projected starter David Sloan's return from injury...Once Sloan returned, Rasby was used more as a blocker than receiver...Posted a team- and career-high five catches for 39 yards at Chicago, Oct. 4, and team-high four catches for 34 yards vs. Atlanta, Dec. 20...Caught his first career TD pass at Tampa Bay, Nov. 22, on a three-yard toss. **1997** – Backed up Pro Bowl TE Wesley Walls in his last season in Carolina and also played on special teams...Appeared in the first 14 games and started two when the Panthers opened in a two-tight end sets...Made his only catch of the season for one yard at Dallas, Dec. 8, and then left the game with a sprained knee. The injury caused him to miss the rest of the season. **1996** – Played in all 16 regular-season games, with one start, and played in both playoff contests...A big part of the Panthers' improved ground game, as Carolina topped the 100-yard mark in 10 of 16 games...His only start was at Jacksonville, Sept. 29. **1995** – Signed with Carolina as a free agent, Oct. 17, after the Steelers released him in training camp...Played in nine games with two starts, catching five passes for 47 yards...Also added a two-point conversion...He made his first NFL start at New Orleans, Nov. 26, catching a pass for nine yards and the first two-point conversion in Panthers' history. **1994** – Made the team in training camp after joining the club as an undrafted free agent...Played on special teams in two games and was inactive for the other 14...Recorded a special teams tackle vs. Miami, Nov. 20, in his first pro action...Also played in the regular-season finale at San Diego, 12/24.

COLLEGE – Led Wake Forest in catches as a senior with 32 for 247 yards...Totaled only six catches for 90 yards in his previous three years as a reserve...As a senior in 1993, he received the team's annual Bill George Award as the Demon Deacons top lineman...Majored in speech communications.

PERSONAL – A two-sport athlete at Washington (N.C.) High, Rasby was named to the Charlotte Observer's Top 25 list as a prep senior...He also played forward on the basketball team...A key participant in the Redskins' United Way activities...Married (Courtney)...Born Sept. 7, 1972 in Washington, DC.

i walter rasby



Year	Team	GS/GP	Rec	Yards	Avg	Long	TD
1994	Pittsburgh	2/0	0	0	0	0	0
1995	Carolina	2/9	5	47	9.4	15	0
1996	Carolina	1/16	0	0	0	0	0
1997	Carolina	2/14	1	1	1	1	0
1998	Detroit	16/16	15	119	7.9	17	1
1999	Detroit	5/16	3	19	6.3	13	1
2000	Detroit	8/16	10	78	7.8	17	1
2001	Washington	11/16	10	128	12.8	27	2
2002	Washington	9/13	8	78	9.8	18	0
Career		54/118	52	470	9.0	27	5

ADDITIONAL STATS: Special Teams Tackles – (1994, 1), (1996, 2) Total 3.

CAREER HIGHS: Receptions – 5, at Chicago (10/4/98); Receiving Yards – 45, vs. Arizona (1/6/02); Long Reception – 27, vs. Arizona (1/6/02); Receiving Tds – 1 (5x), last time vs. Arizona (1/6/02).

POSTSEASON

He played in 3 postseason games, 2 with Carolina in 1996 and 1 with Detroit in 1999. He did not accumulate any stats in these contests.



Victor RILEY

68

HEIGHT: 6-5 **WEIGHT:** 328 **T**
COLLEGE: Auburn
JOINED SAINTS: UFA-02 (KC)
NFL EXPERIENCE: 6th Season
BIRTHDATE: 11/4/74

NFL CAREER – Enters his second year in New Orleans after starting from 1998-2001 for the Kansas City Chiefs. Started two games and appeared in 14 contests last season, contributing to the Saints offense with his superb drive blocking while also seeing extended action on special teams. He was initially tabbed to work at left tackle for Kansas City when Riley was drafted in 1998, but instead was thrust into the starting lineup at right tackle in just his second NFL contest. He quickly proved he could perform at a high level and proceeded to start the Chiefs' final 15 games at the right tackle post. He did not leave the opening lineup until suffering a broken leg five games into the 2001 season.

HONORS – 1998: Chiefs Most Outstanding Rookie (vote by teammates).

CAREER TRANSACTIONS – Signed by the Saints, 4/4/02; Selected by Kansas City in the first round (27th overall) of the 1998 NFL Draft.

2002 – Signed in the offseason to add offensive line depth, Riley started two games at right tackle after an injury to G LeCharles Bentley forced starting RT Spencer Folau to move inside for a two-game stretch...Reinstated following the opener after serving one-game NFL suspension...Declared inactive, vs. Green Bay, Sept. 15...At Chicago, Sept. 22, saw action on special teams...At Detroit Sept. 29, saw action on special teams...Saw action on special teams vs. Pittsburgh Oct. 6...Was a regular contributor on special teams until entering the

! playernotes



Massive tackle has started 54 NFL games in his career and has played in 69 contests.

A road-grading blocker in the running game who also has the agility and athleticism to handle quick defensive ends in pass protection.

Started two games last season at right tackle while providing quality depth in 12 contests.

Drafted in the first round (27th overall) by the Kansas City Chiefs in 1998 out of Auburn.

starting lineup at right tackle at Atlanta, Nov. 17...Also started the following week at right tackle vs. Cleveland, Nov. 24...vs. Tampa Bay, Dec. 1 went back to handling special teams duties, which is where he saw the bulk of his playing time for the rest of the season. **2001** – Played in seven games (five starts) at right tackle...Started the first five games at right tackle before suffering a broken right fibula vs. Pittsburgh, Oct. 14, which kept him on the inactive list for the next nine contests...Returned to action on the placement protection team and in short yardage formations at Jacksonville Dec. 30, and at Seattle 1/6/02. **2000** – Started all 16 games for the second consecutive season and was part of an offensive line which helped the Chiefs passing game amass a franchise-record average of 259.3 passing yards per game. **1999** – Started all 16 games at right tackle in his second pro campaign...Was an integral part of a Chiefs offensive front which helped the club rank fourth in the NFL in rushing with a

68 Victor RILEY T

(cont.)

130.1 yards per game average...Chiefs allowed just 26 sacks, the fourth-lowest total in the league. **1998** – Played in 16 games with 15 starts as a rookie...Worked at left tackle in his first pro game before opening the club's final 15 contests at right tackle...Voted by his peers as the club's Mack Lee Hill Award winner, presented annually to the Chiefs most outstanding rookie or first-year player...Received first NFL start at right tackle at Jacksonville, Sept. 13...Left game with an ankle injury vs. Dallas, Dec. 13, but did return...Returned to the lineup the next week at the N.Y. Giants, Dec. 20.


COLLEGE – Saw duty in 42 regular season contests (33 starts) and opened two bowl games during his tenure at Auburn...Played in all 12 games at left tackle as a senior, starting every contest but the Mississippi State outing...A first team All-America choice of the Football Writers Association...Led the team with 53 knockdowns...Played in all 11 games as a junior, starting 10 contests at right guard...Registered 79 knockdown blocks on the year...Appeared in 10 games at left tackle as a sophomore, with four starts...Played in all 11 games as a true freshman, starting the final eight contests at right tackle...Majored in liberal arts.

PERSONAL – An All-State and All-Area selection at Swansea (S.C.) HS...Only played two years of prep football, starting at offensive guard and defensive end...Led the team to a pair of state titles...Also served as the starting center on the basketball team, averaging 20 points and five rebounds per game...Uncle, Marshall Riley, was a defensive tackle at Auburn from 1977-80...He and his wife, Kym, have a daughter, Victoria (2)...Full name: Victor Allan Riley...Born Nov. 4, 1974 in Lexington, S.C.

i victoriley



Games Played/Started: Kansas City - (1998, 16/15); (1999, 16/16); (2000, 16/16); (2001, 7/5); New Orleans - (14/2) **Totals: 69/54 (Kansas City 55/52; New Orleans 14/2).**



Derrick RODGERS 51

HEIGHT: 6-0 WEIGHT: 230
COLLEGE: Arizona State
JOINED SAINTS: TR-03 (Mia)
NFL EXPERIENCE: 7th Season
BIRTHDATE: 10/14/71

LB

NFL CAREER – A versatile veteran defender who has excelled at rushing the passer, dropping into coverage and filling against the run during his NFL career, Rodgers was acquired by the Saints in a May trade (7th round pick, 2004) with the Miami Dolphins. Rodgers, who went to high school in New Orleans, is expected to vie for a starting spot at outside linebacker, where he was a starter for the Dolphins since his rookie season in 1997. He has also been a standout special teams performer throughout his career.

CAREER TRANSACTIONS – Acquired by the Saints from Miami, 5/27/03; Placed on Reserve/Injured by Miami, 12/27/01; Re-signed by Miami, 3/3/01; Selected in the third round (92nd overall) by the Miami Dolphins in the 1997 NFL Draft.

HONORS – 2001 – Dolphins Leadership Award (Teammates). 2000 – Dolphins Leadership Award (Teammates). 1997: *Sports Illustrated* NFL Defensive Rookie of the Year, College and *Pro Football Weekly* All-Rookie; AFC Defensive Player of the Week (Week 6).

2002 – Ranked fourth on the team with 91 tackles and had two interceptions that he returned a total of 28 yards...Led the team in tackles in one game and finished second twice...Started 15 games and played in a reserve role once, at Indianapolis, Sept. 15, when the Colts opened with four wideouts...Had eight tackles at New England, Dec. 29...Had eight tackles at Buffalo, Dec. 1...Finished second on the team with six tackles vs. Chicago, Dec. 9...Posted seven tackles vs. San Diego, Nov. 24...Finished tied for second on the team with eight tackles vs. Kansas City, Sept. 24...Led the Dolphins with 10 tackles and added an interception with a seven-yard return, vs. N.Y. Jets, Sept. 22... It was his third career interception, and his second pick of the season...Had seven tackles and an interception with a 21-yard return, at Indianapolis, Sept. 15...It was his second career interception, with his other career pick coming vs. Philadelphia (10/24/99). **2001** – Started all 14 games in which he played at weakside linebacker and finished fifth on the team with 82 tackles (45 solo)...Also recorded a sack, a forced fumble and a career-high eight passes defended...Spent the final two weeks on injured reserve...For the second-straight year, was the winner of the team's Leadership Award, as voted on by his teammates...Collected a season-high nine tackles at St. Louis, Sept. 30...Matched that total at Indianapolis, Nov. 11, when he also tackled Colts QB Peyton Manning for an eight-yard loss, accounting for his only sack of the season...Had eight tackles and two passes defended vs. Denver, Dec. 2...Registered seven tackles at New England, Dec. 22, before suffering an injured left shoulder...Placed on injured reserve, Dec. 26...The first game that he missed, vs. Atlanta, Dec. 30, Ended a string of 67-straight games in which he had played...Prior to that, had missed only one contest in his career (vs. Buffalo, 11/17/97). **2000** – Started 14 of the 16 games in which he played at weakside linebacker...Finished fourth on the team with a career-high 93 tackles (67 solo)...Added a half-sack, a forced fumble and three passes defended...Also was fourth on the club with 25 special teams tackles...Won the Leadership Award for 2000 in a vote of his teammates...Only games he did not start were vs. Buffalo, Oct. 8, and at N.Y. Jets, Oct. 23, as Dolphins opened with five defensive backs...Led the Dolphins with 11 tackles at San Diego, Nov. 12...Topped the team's tackle chart with a season-high 10 stops vs. Green Bay, Oct. 29, when he also knocked down two passes. He also had three tackles on special teams against the Packers...Notched five special teams tackles at Buffalo, Dec. 3...Had eight tackles in season-

51 Derrick RODGERS LB (cont.)

ending win at New England, Dec. 24...Started both playoff games following the 2000 season...Was second on the squad in the postseason with 17 total tackles (13 solo) and a pass defended...Had eight tackles in first-round victory over Indianapolis and nine stops in Divisional contest at Oakland, 1/6/01. **1999** – Started 15 of the 16 games in which he played during the regular season at weakside linebacker...Tied for ninth on the team with 52 total tackles (29 solo)...Also had an interception, a fumble recovery, a forced fumble and three passes defended...Came up with the first interception of his NFL career vs. Philadelphia, Oct. 24, with a five-yard return...Registered a season-high seven tackles at Buffalo, Nov. 14...Matched that total with seven stops two weeks later at Dallas, Nov. 25...Only game he did not start was vs. N.Y. Jets, Dec. 27, when Dolphins opened with six defensive backs...Started both playoff games and tallied seven tackles (five solo), including five in Divisional contest at Jacksonville, 1/15/00. **1998** – Started all 16 regular season games and both playoff contests at weakside linebacker...Finished the regular season with 56 total tackles, 2.5 sacks for minus-17 yards and a pass defended...Tackle total tied for fifth on the team and sack figure also ranked fifth...Also contributed 11 tackles on special teams during the course of the year,

! playernotes



Has started 88 of 93 games since being drafted in the third-round by the Miami Dolphins in 1997.

Speedy defender has averaged over 62 tackles a season in his six-year career. Has seen extensive postseason play, starting six of seven playoff contests and posting 35 tackles, a forced fumble and a half-sack.

Went to St. Augustine High School in New Orleans, where he did not play football but played the trumpet as a member of the school's nationally renowned marching band. While in high school, Rodgers earned extra money by selling concessions at the Superdome during Saints games.

Took up football in at Riverside Community College following a stint in the U.S. Air Force as a medical technician.

SAINTS MAKING A DIFFERENCE: Rodgers is expected to be a key part of the club's community efforts, as he was with Dolphins. During his career, he has participated in events benefiting the Cystic Fibrosis Foundation, Make-A-Wish Foundation, Daily Bread Food Bank, and the United Way.

which tied for eighth on the squad...Had two tackles, including a sack, in season-opener at Indianapolis, Sept. 6...Credited with three tackles, including a sack, in 14-0 victory over St. Louis, Oct. 18...Notched five tackles and earned a defensive game ball for his performance vs. New England, Oct. 25...Finished second on the team with a season-high eight stops at Buffalo, Nov. 1...Awarded a game ball on defense in win at Oakland, Dec. 6 when he tallied six tackles and a half-sack...Made initial start of NFL postseason career in first-round contest vs. Buffalo, 1/2/99...Posted a pair of stops, a half-sack and a forced fumble. **1997** – Started 14 of the 15 games in which he appeared at linebacker as a rookie...Finished with 91 total tackles (69 solo), five sacks for 32 yards lost, a fumble recovery, three forced fumbles and four passes defended...Tackle total ranked fourth on the team and was second among linebackers...Led team in tackles in two games and finished second twice...Sack total tied for second on the squad...Made his NFL debut in season-opener vs. Indianapolis, Aug. 31, when he started at right outside linebacker... Led team with 11 tackles, including the first sack of his career, and also had a pass defended and two forced fumbles...Had nine stops and a pass defended the following week vs. Tennessee, Sept. 7...Was second on the club with 10 tackles, including a sack, at Green Bay, Sept. 14...Topped team with nine tackles vs. Kansas City, Oct. 5, when he also was credited with a pass defended...Was second on the squad the next week at

51 Derrick RODGERS LB (cont.)

N.Y. Jets, Oct. 12, with 10 tackles. Also recorded two sacks in the contest for the first multiple-sack game of his career. For his efforts, Rodgers was named AFC Defensive Player of the Week, the first such honor of his career...Had five tackles and a fumble recovery at Baltimore, Oct. 19... Registered three tackles, including a sack, vs. N.Y. Jets, Nov. 9...Left the game early with a sprained right knee and was inactive the following week vs. Buffalo, Nov. 17...Returned to action at New England, Nov. 23, but did not start...opened each of the final four regular season contests...drafted the second of four third-round draft choices (92nd overall) by Miami in 1997, with a compensatory pick awarded by the NFL as a result of net free agent losses in 1996.

COLLEGE – Started in his only season at Arizona State, in 1996...Left school following his junior season...Named first-team All-Pac-10 and was a finalist for the Bronco Nagurski Award, given to college football's premier defensive player, as a junior...Posted 56 total tackles, including 23 for loss, and 12 sacks...Added four forced fumbles, a fumble recovery and four passes defended...Played two seasons at Riverside (Calif.) Community College before attending ASU...Was a second-team All-America and first-team All-Mission Conference choice, as well as the conference's Outstanding Defensive Lineman and Most Valuable Player as a sophomore...Finished with 108 total tackles and seven sacks...Majored in microbiology.

PERSONAL – Attended St. Augustine HS in New Orleans...Did not participate in football, instead played the trumpet as a member of the school's nationally renowned marching band...Played at halftime of a Saints game as a member of band and also sold concessions at Saints games as a youth...Prior to junior college, the only organized football he played was one year of pee-wee football at age six...Graduated from high school in 1989, and served four years as a medical technician in the U.S. Air Force before enrolling at Riverside Community College in 1994...Stationed for more than two years in Okinawa, Japan...Enjoys spending time with family, dancing and watching movies...Full name: Derrick André Rodgers...Born Oct. 14, 1971 in Memphis, Tenn...Married (Kareff) and the couple has a daughter, Elasia, and a son, Triston Andre.


i derrickrodgers

Year	Team	GP/GS	S	A	TT	Sk.-Yds.	Int-Yds.-LG	PD	FF	FR
1997	Miami	15/14	69	22	91	5-32	0-0-0	4	3	1
1998	Miami	16/16	43	13	56	2.5-17	0-0-0	1	0	0
1999	Miami	16/15	29	23	52	0-0	1-5-5	3	1	2
2000	Miami	16/14	67	26	93	0.5-4.5	0-0-0	3	1	0
2001	Miami	14/14	45	37	82	1.5-8	0-0-0	8	1	0
2002	Miami	16/15	51	40	91	0-0	2-28-21	4	0	0
Totals		93/88	304	161	465	9.5-61.5	3-33-21	23	6	3

ADDITIONAL STATS: Special Teams Tackles – (1997, 0); (1998, 11); (1999, 5); (2000, 25); (2001, 2); (2002, 1) **Total: 44**
CAREER HIGHS: Tackles – 11, vs. Indianapolis (8/31/97) & at San Diego (11/12/00); **Sacks** – 2, at N.Y. Jets (10/12/97); **Interceptions** – 1 (3x), last time vs. N.Y. Jets (9/22/02); **INT for TD** – 0; **Forced Fumbles** – 1 (6x), last time at Indianapolis (11/11/02); **Fumble Recoveries** – 1 (3x), last time at New England (10/17/99).

Year	Team	GP/GS	S	A	TT	Sk.-Yds.	Int-Yds.-LG	PD	FF	FR
1997	Miami	1/0	4	2	6	0-0	0-0-0	0	0	0
1998	Miami	2/2	4	1	5	0.5-5	0-0-0	0	1	0
1999	Miami	2/2	5	2	7	0-0	0-0-0	0	0	0
2000	Miami	2/2	13	4	17	0-0	0-0-0	0	0	0
2001	Miami	INJURED RESERVE								
Totals		7/6	26	9	35	0.5-5	0-0-0	0	1	0

ADDITIONAL STATS: Special Teams Tackles – (1997, 0); (1998, 0); (1999, 1); (2000, 0); (2001, 0) **Total: 1**
CAREER HIGHS: Tackles – 9, at Oakland (1/6/01); **Sacks** – 0.5, vs. Buffalo (1/2/99); **Interceptions** – 0; **INT for TD** – 0; **Forced Fumbles** – 1, vs. Buffalo (1/2/99); **Fumble Recoveries** – 0.



Orlando RUFF

56

LB

HEIGHT: 6-3 **WEIGHT: 250**
COLLEGE: Furman
JOINED SAINTS: UFA-03 (SD)
NFL EXPERIENCE: 5th Season
BIRTHDATE: 9/28/76

NFL CAREER – Hard-nosed middle linebacker enters his fifth season looking to bolster the Saints' defense with his solid tackling and aggressive play. Ruff was one of the Saints' top free agent acquisitions of the offseason...A versatile defender with the size and strength to plug holes and the speed to drift into coverage...Originally made the Chargers' roster as an undrafted rookie in 1999 and developed into a key performer on San Diego's defense and special teams units.

CAREER TRANSACTIONS – Signed by New Orleans, 3/3/03; Signed by San Diego as an undrafted free agent, 4/20/99.

2002 – Saw action in all 16 games, with most of his playing time coming on special teams...Finished year with 10 tackles on coverage units and four on defense. **2001** – Ranked fifth on team with career-high 74 tackles...Added fumble recovery and four pass defenses...Started 14 of 16 games...Led team with season-high eight tackles and had first career sack against Washington, Sept. 9...Matched season-high with eight stops at New England, Oct. 14. **2000** – Ranked fourth on squad with 68 tackles...Added an interception, a fumble recovery, five passes defended and three special teams tackles...Posted seven tackles and first-career interception vs. New Orleans, Sept. 10...Led team with season and career-high 10 tackles vs. Oakland, Oct. 29. **1999** – Ranked third on team with 12 special teams tackles...Added seven tackles and one pass defense as reserve linebacker...Tallied team-high four tackles on special teams at Denver, 1/2/00.

COLLEGE – Earned All-America honors from American Football Coaches Association and All-Southern Conference honors as a senior...Named Greenville Touchdown Club's 1998 South Carolina Player of Year...Recipient of Furman University's President's Award for all-around achievement and community service...Departed fourth in school history with 488 career tackles...Received Blue-Gray Community Service Award...Political science major.

PERSONAL – Attended Fairfield Central (Winnsboro, SC) HS...One of 12 counselors selected to accompany students to Italy in 1998 on tour sponsored by *Parade* Magazine...Worked with students at Lincoln HS in San Diego during 2002 offseason as part of NFL's Youth Football Internship Program...Takes yoga classes to help him develop additional mental and physical strength...Studies the form of yoga known as Bikram...Father, Larry, is a retired Master Sergeant in the Air Force and when Orlando was a child, the family lived in Japan for four years while his father was stationed at the Misawa Air Force Base...As an adult, has continued his world travels, visiting Italy, Haiti and Puerto Rico...Also has a passion for the theater and estimates that he has seen over 40 plays, including several Broadway productions...Cousin is New York Giants WR Amani Toomer...Full name: Orlando Bernarda Ruff...Born Sept. 28, 1976 in Charleston, S.C.


56 Orlando RUFF LB (cont.)

i orlandoruff

Year	Team	GP/GS	S	A	TT	Sk.-Yds.	Int-Yds.-LG	PD	FF	FR
1999	San Diego	14/0	5	2	7	0-0	0-0-0	1	0	0
2000	San Diego	16/14	54	14	68	0-0	1-18-18	5	0	1
2001	San Diego	16/14	59	15	74	1-2	0-0-0	4	0	1
2002	San Diego	16/0	4	0	4	0-0	0-0-0	0	0	0
Totals		62/28	122	31	153	1-2	1-18-18	10	0	2

ADDITIONAL STATS: Special Teams Tackles — (1999, 12); (2000, 3); (2001, 3); (2002, 10) **Total:** 3.

CAREER HIGHS: Tackles — 10, vs. Oakland (10/29/00); **Sacks** — 1, vs. Washington (9-9-01); **Interceptions** — 1, vs. New Orleans (9/10/00); **Int. Ret for TD** — 0; **Forced Fumbles** — 0; **Fumble Recoveries** — 1 (2x).



Scott SANDERSON 74

HEIGHT: 6-6 WEIGHT: 295

COLLEGE: Washington State

JOINED SAINTS: FA-01

NFL EXPERIENCE: 7th Season

BIRTHDATE: 7/25/74

NFL CAREER — Imposing blocker with prototype combination of size, strength and mobility. Height, wide wingspan, and quick feet make him a natural at tackle, but he can also slide inside to guard when needed. Sanderson has provided solid depth for the Saints at offensive line since being signed as a free agent in 2001.

CAREER TRANSACTIONS — Re-signed by Saints, 4/3/02; Signed by the Saints, 11/28/01; Released by Cleveland, 9/3/01; Signed by Cleveland, 7/30/01; Granted unconditional free agency, 3/2/01; Placed on reserve/injured, 10/9/99; Selected by Tennessee in the third round (98th overall) of the 1997 NFL Draft.

2002 — Played in six games, primarily on special teams...Saw action at right guard at Carolina, Nov. 10...Played on special teams in games 1-2 and 10-12...Declared inactive in games 3-8 and 13-16. **2001** — Declared inactive for games 11-16 with the Saints...Released by Cleveland at the end of training camp. **2000** — Played in nine games for Tennessee in a

! playernotes

With 44 NFL games played and six career starts, Sanderson provides proven veteran depth on the offensive front.

Originally a third-round pick by Tennessee in 1997.

Has NFL experience at both guard and tackle.

SAINTS MAKING A DIFFERENCE: Sanderson took part in the Saints' "Hispanic 101," a beginner's course in football created to help educate local Hispanic fans of the club.

74 Scott SANDERSON T (cont.)


reserve role on the offensive line and on special teams...Played in the final six games of the regular season, the last three on the offensive line and on special teams. **1999** — Started three games at left guard, a position he won in training camp...Started season opener vs. Cincinnati, Sept. 12, as offense gained 403 yards...Ruptured disk in lower back during warm-ups at San Francisco, Oct. 3...Missed remainder of season after being placed on reserve/injured, Oct. 9...Underwent back surgery, Oct. 23. **1998** — Played in all 16 games with three starts...Took over at left tackle in the third quarter at Tampa Bay, Nov. 8...Registered first NFL start vs. Pittsburgh, Nov. 15 at left tackle...Also started vs. the New York Jets, Nov. 22 and at Seattle, Nov. 29. **1997** — Played in 10 games, all on special teams...Declared inactive for the final six games of the regular season.

COLLEGE — Served as anchor of Washington State's offensive line, as he started every game at left tackle over his final three seasons...Earned first team All-American honors by The Sporting News along with first team All-Pac 10 and WSU Offensive Lineman of the Year accolades as a senior...Played in the East-West Shrine Game and Senior Bowl...Selected second team All-Pac 10 and WSU Offensive Lineman of the Year as a junior...Received a degree in criminal justice and sociology.

PERSONAL — Lettered three years in football at Clayton Valley (Concord, Calif.) HS...Started every year as a two-way lineman...Also lettered in basketball and track...Aims to pursue career in broadcasting after football...Married (Sarah)...Full name: Scott Michael Sanderson...Born July 25, 1974 in Walnut Creek, Calif.

i scottsanderson

Games Played/Started: Tennessee - (1997, 10/0); (1998, 16/3); (1999, 3/3); (2000, 9/0); **New Orleans** - (2001, 0/0) (2002, 6/0) **Total: 44/6 (Tennessee 38/6; New Orleans 6/0).**



John SCHLECHT 76

HEIGHT: 6-0 WEIGHT: 295

COLLEGE: Minnesota

JOINED SAINTS: FA-03

NFL EXPERIENCE: 2nd Season

BIRTHDATE: 5/23/78

NFL CAREER — Physical, high-effort defender was a capable performer on the San Francisco defensive line as a rookie in 2001. After battling injuries and spending 2002 out of football, Schlecht will vie for a roster spot to add depth to the defensive front. Was a top contributor on defensive front for Frankfurt Galaxy of NFL Europe in spring of 2003.

CAREER TRANSACTIONS — Signed by the Saints, 3/19/03; Placed on reserve/injured by San Francisco from waived/injured, 8/28/02; Waived/injured by San Francisco, 8/27/02; Signed by San Francisco as an undrafted free agent, 4/25/01.


FOR MORE INFO LOG ON TO

www.neworleanssaints.com

2002 – Spent entire season on reserve/injured list of the 49ers. **2001** – Saw action in eight games and finished with six tackles (five solo) and three quarterback pressures...After playing in the opener vs. Atlanta, Sept. 9, was on the inactive list for weeks 2-5...Saw action at defensive tackle and recorded two tackles (one solo) at Chicago, Oct. 28...Recorded a solo tackle vs. Detroit, Nov. 4...Recorded a tackle vs. New Orleans, Nov. 11...Registered a solo tackle at Indianapolis, Nov. 25...Inactive for the next four contests...Saw action at DT and totaled a solo tackle at Dallas, Dec. 30...Played in reserve role in NFC Wild Card Game at Green Bay, 1/13/02.

COLLEGE – Three-year starter at defensive tackle at Minnesota...Registered 177 career tackles (115 solo), 11 sacks (69) and nine passes defended in 35 games...Second-team All-Big Ten Conference selection as senior...Started all 12 games as senior and recorded 53 tackles (40 solo), a three-yard sack and 12 tackles for a loss...Also blocked a kick and had three passes defended...Started all 12 games as junior, posting a career-high 78 tackles (48 solo), four sacks and 20 tackles for loss...Also started all 11 games at DT as sophomore...Redshirted in 1997...Appeared in 11 games, starting nine, at St. Cloud State (Minn.).

PERSONAL – Prepped at White Bear Lake (Minn.) HS...MVP of 1996 Minnesota State HS All-Star game...Also All-State in track...Full name: John James Schlecht...Born May 23, 1978 in St. Paul, Minn.



David SLOAN

88

TE

HEIGHT: 6-6 **WEIGHT:** 260
COLLEGE: New Mexico
JOINED SAINTS: UFA-02 (Det)
NFL EXPERIENCE: 9th Season
BIRTHDATE: 6/8/72

NFL CAREER – Solid combination of big-play receiving ability and blocking skills have made Sloan a prototype for his position throughout his career. Though he has scored 15 touchdowns in his career and averaged 10.6 yards per catch in 2002, Sloan is also considered one of the top blocking tight ends in the NFL. He has played in 106 games since being selected in the third round by Detroit in 1995, with 80 starts.

CAREER TRANSACTIONS – Signed by the Saints, 4/3/02; Removed from reserve/physically unable to perform list, 8/27/00; Re-signed by Detroit, 3/24/99; Removed from reserve/physically unable to perform, 10/23/98; Placed on reserve/physically unable to perform, 8/25/98; Re-signed by Detroit, 6/10/98; Selected by Detroit in the third round (70th overall) of the 1995 NFL Draft.

HONORS — 1999: Pro Bowl

2002 – Served as a solid blocking and receiving presence at tight end in his first season in New Orleans, starting 14 games and hauling in 12 passes for 127 yards...Appeared in all 16 games, but did not start games 9 and 11...Caught a pass for 12 yards at Tampa Bay, Sept.

...Had one catch for 20 yards vs. Green Bay, Sept. 15...Posted two receptions for 33 yards at Chicago, Sept. 22, including season-long 29-yard grab...Had a catch for six yards at Detroit, Sept. 29...Recorded a reception for eight yards vs. Pittsburgh, Oct. 6...Registered one catch for five yards at Washington, Oct. 13...Was held without a reception vs. San Francisco, Oct. 20, but his blocking played a role in a running attack that produced 179 yards...Had one reception for 10 yards vs. Atlanta, Oct. 27...Posted one grab for six yards at Carolina, Nov. 11...Finished with one catch for six yards at Atlanta, Nov. 17...Caught one ball for 14 yards at Cleveland, Nov. 24...Had one reception for 11 yards at Baltimore, Dec. 8. **2001** – Led the Lions with seven TD receptions...Also tied a career-best single-season mark with 15 catches...Caught two passes for 37 yards at Green Bay, Sept. 9...Had two receptions for 35 yards vs. St. Louis, Oct. 8...Reeled in four receptions for 63 yards at Minnesota, Oct. 14...Posted three receptions for 41 yards vs. Tennessee, Oct. 21...Caught a career-high two TDs and totaled four receptions for 34 yards vs. Cincinnati, Oct. 28...Tied career-high again with two TDs at Arizona, Nov. 18...Inactive at Chicago, Dec. 2, with a knee injury...Returned to lineup at Tampa Bay, Dec. 9, and made a catch for nine yards...Led team with five receptions for 64 yards vs. Minnesota, Dec. 16...Tied career high with two TD receptions at Pittsburgh, Dec. 23, his third multiple-touchdown game of 2001...Had season highs with five receptions for 65 yards vs. Chicago, Dec. 30...Hauled in seventh TD of the season vs. Dallas, 1/6/02. **2000** – Reclaimed role as starting tight end for the Lions, recording 32

! playernotes



Combines sure hands and speed to get past linebackers in coverage with strength and size for blocking duties.

Large frame and height make him an especially inviting target in traffic.

Has ranked among the league's most versatile and dependable tight ends throughout his career.

Played in all 16 games in 2002, with 14 starts.

Has hauled in 128 passes over the last four seasons.

Voted to the Pro Bowl in 1999.

...catches (tied for fourth on team) for 379 yards and two TDs, which were the second-highest personal tallies of his career...Voted an alternate for Pro Bowl...Played in 15 games, missing first vs. Atlanta, Nov. 12, due to hamstring injury suffered in practice three days earlier...Made 10 starts...Did not start in games where the offense opened the game in a three-receiver set...Missed all of training camp rehabilitating a turf toe injury that slowed him in 1999 but returned to action in season opener at New Orleans, Sept. 3, catching two passes for 10 yards...Hauled in three passes for team-high 64 yards vs. Miami, Nov. 11...Among three receptions for a team and season-high 66 yards vs. New England, Nov. 23, as a one-yard score on fourth-and-one and a team season-long 59-yard grab on the opening drive. **1999** – Turned in one of the best pass-receiving seasons for a Lions' tight end in recent memory and was named to first Pro Bowl of his career...Established career-highs in all pass-receiving categories with 47 catches for 591 yards and four TDs...His 47 receptions were the most for a Detroit tight end since 1979 and his receiving yardage total is the highest since 1978...Four TD catches were the most by a Lions' tight end since 1979...With Pro Bowl trip became the first Lions tight end to be chosen since 1979...Caught first TD pass in each of the season's first two games...His second TD catch of the year spanned 10 yards vs. Green Bay, Sept. 19...Injured during the final month (turf toe) of the season, but did not miss any action, catching five balls apiece in outings at Chicago, Dec. 19, and vs.

FOR MORE INFO LOG ON TO

www.neworleanssaints.com

Denver, Dec. 25. **1998** – Played in 10 games (two starts), catching 11 passes for 146 yards and a TD...Slowed during training camp and spent the first six weeks of the season on PUP list while rehabilitating from knee surgery performed in June 1998...Practiced for the first time Oct. 13...Two starts both came when team opened the game in two-tight end formation...Caught the first TD pass since his rookie year at San Francisco, Dec. 14. **1997** – Reclaimed starting position after bouncing back from season-ending knee surgery in September, 1996...Finished fourth on team with 29 receptions for 264 yards...Missed two games with minor injuries – at New Orleans, Sept. 21, with an ankle sprain, and vs. N.Y. Giants, Oct. 19 with a sore back. **1996** – Slated as Lions' starting tight end, but had year cut short due to torn knee ligament in fourth game of the season vs. Chicago, Sept. 22. **1995** – Enjoyed very solid rookie campaign, which he capped with his best game of the season in NFC Wild Card Playoff Game at Philadelphia, Dec. 30, in which he caught five balls for 67 yards and two TDs...Saw limited action during first six weeks of season, but played more extensively as season wore on, eventually breaking into starting lineup for eight of last nine games...Reeled in the first TD grab of his career, a 17-yarder, vs. Tampa Bay, Nov. 12.

COLLEGE – First-team All-WAC choice and Lobos co-captain in 1994...Finished third on the team with 24 receptions for 320 yards (13.3 avg.) and a TD during senior campaign...Had 13 receptions for 116 yards (8.9 avg.) and three TDs as a junior in 1993...Played forward and center on the basketball team at Fresno (Calif.) City College in 1991-92, averaging eight rebounds per game as a sophomore...Joined the football team as a sophomore (1992), catching 13 passes for 254 yards (19.5 avg.)...Economics major.

PERSONAL – Lettered three times in both football and basketball at Sierra Joint Union (Tollhouse, Calif.) HS...Added four letters in track...Sister, Jennifer, played volleyball at Rice...Married (Jennifer)...Full name: David Lyle Sloan...Born June 8, 1972 in Fresno, Calif.

i davidsloan




RECEIVING								
Year	Team	GP/GS	No.	Yds.	Avg.	LG	TD	Pts.
1995	Detroit	16/8	17	184	10.8	24	1	6
1996	Detroit	4/4	7	51	7.3	18	0	0
1997	Detroit	14/12	29	264	9.1	25	0	0
1998	Detroit	10/2	11	146	13.3	33	1	6
1999	Detroit	16/15	47	591	12.6	74t	4	24
2000	Detroit	15/10	32	379	11.8	59	2	12
2001	Detroit	15/15	37	409	11.1	27	7	42
2002	New Orleans	16/14	12	127	10.6	29	0	0
Totals		106/80	192	2151	11.2	74t	15	90
Saints Totals	16/14	12	127	10.6	29	0	0	

CAREER HIGHS: Receptions — 7 (2x), vs. Tampa Bay (9/7/97) & at Arizona (11/14/99); **Receiving Yards** — 88, at Arizona (11/14/99); **Long Reception** — 74t, vs. Green Bay (9/19/99); **Receiving TDs** — 2 (3x), last time at Pittsburgh (12/23/01).

POSTSEASON RECEIVING								
Year	Team	GP/GS	No.	Yds.	Avg.	LG	TD	Pts.
1995	Detroit	1/1	5	67	13.4	32t	2	12
1997	Detroit	1/1	1	9	9.0	9	0	0
1999	Detroit	1/1	1	24	24.0	24	0	0
Totals		3/3	7	100	14.3	32t	2	12

CAREER HIGHS: Receptions — 5, at Philadelphia (12/30/95); **Receiving Yards** — 67, at Philadelphia (12/30/95); **Long Reception** — 32t, at Philadelphia (12/30/95); **Receiving TDs** — 2, at Philadelphia (12/30/95).



Darrin SMITH

54

HEIGHT: 6-1 **WEIGHT:** 236 **LB**
COLLEGE: Miami
JOINED SAINTS: FA-00
NFL EXPERIENCE: 11th Season
BIRTHDATE: 4/15/70

NFL CAREER – Veteran linebacker has been a cog in the Saints' defensive units for the last three years. Well-established as one of the team's leaders, Smith turned in another solid season in 2002 and ranked as one of the defense's most consistent and vital performers. As has been the case throughout his career, his name was listed throughout the club's defensive statistic sheet, as he finished last season with a career-high 123 tackles (83 solo), 3.5 sacks for minus-26.5 yards, two interceptions, 11 passes defended and a fumble recovery. The versatile defender is expected to vie for a starting spot at both middle and outside linebacker this season. Smith has started 130 of 138 games played since being drafted by Dallas in the second round (54th overall) in 1993 following a stellar career at the University of Miami.

CAREER TRANSACTIONS — Re-signed by the Saints, 3/30/01; Signed by the Saints, 7/16/00; Released by Seattle, 2/10/00; Signed with Seattle, 3/5/98; Placed on reserve/injured 11/19/97; Signed as an unrestricted free agent with Philadelphia, 3/19/97; Selected by Dallas in the second-round (54th overall) of the 1993 NFL Draft.

HONORS — 1994: NFC Defensive Player of the Week (Week 16). 1993: PFWA All-Rookie Team

2002 – Started 15 games and became one of the defense's top playmakers, posting 10 or more tackles in five contests. He set career-highs with 123 tackles (83 solo stops) while adding a pair of interceptions, 3.5 sacks, 11 passes defended and a fumble recovery...Also helped on special teams when needed...Started 15 games at ROLB...Had a terrific outing vs. the Steelers, Oct. 6, as he posted a season-high 14 tackles, three sacks for minus-20 yards and a pass defended...Later tied that tackle mark with 14 stops and a half-sack for minus-6.5 yards vs. Minnesota, Dec. 15...On five occasions had games with 10 or more tackles: 12 vs. Green Bay, Sept. 15; 10 at Detroit, Sept. 29; 14 vs. Pittsburgh, Oct. 6; 10 at Carolina, Nov. 10 and 14 vs. Minnesota, Dec. 15...Finished with eight tackles, including seven solo and a pass defended at Tampa Bay, Sept. 8...In his 12-tackle effort vs. Green Bay, Sept. 15, Smith also had a 17-yard interception return and a pass defended...Finished with nine tackles – including six solo – and a pass defended at Chicago, Sept. 22, before leaving game in fourth quarter with hamstring injury...Recorded five tackles, (three solo) at Washington, Oct. 13...Had seven tackles (five solo) and a pass defended vs. San Francisco, Oct. 20...Had seven tackles (five solo) vs. Atlanta, Oct. 27...In addition to registering 10 tackles at Carolina, Nov. 10, Smith also had a four-yard interception return and three passes defended...Finished with eight tackles (six solo) vs. Tampa Bay, Dec. 1...Had four tackles (two solo), a fumble recovery and two passes defended at Baltimore, Dec. 8...Had two solo tackles at Cincinnati, Dec. 22, before leaving game in third quarter with shoulder injury...Inactive for finale vs. Carolina, Dec. 29, due to shoulder injury. **2001** – Started all 16 games at ROLB and was sixth on the team with 84 tackles (65 solo) and led Saints LBs with eight passes defended...Also had 1.5 sacks for minus-12.5 yards, a forced fumble and six special teams tackles...Had one solo tackle at Buffalo, Sept. 9...Left game in second quarter with right foot injury and did not return...Had four solo tackles, a solo special teams tackle and an assisted special teams tackle at N.Y. Giants, Sept. 30...Five solo tackles, an assisted tackle, a sack for minus-12 yards, a pass defended and a forced fumble at Carolina, Oct. 14...Recorded a solo tackle and two assisted special teams tackles at Atlanta, Oct. 21...Seven solo tackles at St. Louis, Oct.

FOR MORE INFO LOG ON TO

www.neworleanssaints.com

28...Earned a team-high 11 tackles and a pass defense vs. N.Y. Jets, Nov. 4...Six tackles (five solo) and a pass defense vs. Indianapolis, Nov. 18...Nine tackles (seven solo) and one pass defense at New England, Nov. 25...100th career NFL start came vs. Carolina, had three solo tackles...Seven tackles (two solo), three pass defenses and a special teams tackle at Tampa Bay, Dec. 23...Had team-high and season-high 13 tackles (nine solo), 1/2 sack and a pass defense vs. Washington, Dec. 30. **2000** – Appeared in all 16 games and started 11 at middle linebacker, as well as both playoff games...Had 113 tackles, two sacks for minus-13 yards and two interception returns for 56 yards, including a 41-yard TD...Also led team with 21 passes defended and added three special teams stops and a forced fumble on special teams...Was the Saints' second leading tackler and also recorded the second most tackles in his career as well as attaining a career-high in solo stops (73)...Played a reserve role in defense in games 1-5, and then started at MLB for games 11-16 and both playoff games...Had a solo tackle, an assisted tackle and two passes defended vs. Detroit, Sept. 3...Had a solo tackle and a pass defense at San Diego, Sept. 10...Led the team in tackles with 10 (four solo) at Seattle, Sept. 17...Recorded two passes defended vs. Philadelphia, Sept.

! playernotes

Consummate pro has posted 884 tackles in his career, including 323 since joining the Saints in 2000. His 123 stops last season makes him the Saints' top returning tackler.

Had a career-high three sacks vs. Pittsburgh last season and led the linebacker corps in 2002 with two interceptions.

Solid against the run and considered among the NFL's best linebackers in pass coverage.

Showed his versatility by sliding inside to middle linebacker in 2000 and finishing as the club's second-leading tackler that year.

Has posted 13 games with 10 or more tackles since coming to New Orleans in 2000.

One of few league players with a graduate degree, Smith earned an MBA from the University of Miami in 1993 and owns a real estate business in south Florida.

SAINTS MAKING A DIFFERENCE: Has his own charitable foundation – Project 59 – designed to provide youngsters with an opportunity to expand the vision of their future through the joys of reading and writing.

24...Had two assisted tackles, an interception return for 15 yards and two pass defenses at Chicago, Oct. 8...In his first start at middle linebacker for Saints vs. Carolina, Oct. 15, had six solo tackles, an assisted tackle and a pass defense...10 tackles (eight solo) and two passes defended at Atlanta, Oct. 22...Led team with 12 tackles (eight solo), two passes defended and a special teams tackle in victory at Arizona, Oct. 29...Had team-high 14 tackles (12 solo) vs. San Francisco, Nov. 5...Led Saints for third-consecutive week with 11 tackles (five solo) and a pass defense at Carolina, Nov. 12...Grabbed team-lead in tackles for fourth-consecutive week, tying Keith Mitchell with 13 (eight solo), also adding two passes defended vs. Oakland, Nov. 19...Three solo tackles, a sack for minus-five yards and three passes defended in victory at St. Louis, Nov. 26...On special teams, had an assisted tackle and a forced fumble...Six tackles vs. Denver, Dec. 3...Recorded eight tackles (four solo), a sack for minus-8 yards and an assisted special teams tackle at San Francisco, Dec. 10...Five tackles (two solo) vs. Atlanta, Dec. 17...Had eight solo tackles, one assisted tackle, a 41-yard interception return for a TD and two passes defended in finale vs. St. Louis, Dec. 24...Added two solo tackles, an assisted tackle, a pass defense, a special teams stop and a kickoff return for two yards in NFC

Wild Card vs. St. Louis, Dec. 30...Three solo tackles and an assisted tackle in NFC Divisional Playoff at Minnesota, 1/6/01. **1999** – Started 15 games for Seattle and recorded a then-career-high 65 solo tackles...90 total tackles ranked third on the team...Led team with 10 tackles (nine solo) and also had one pass defense vs. Buffalo, Oct. 24...Vs. Cincinnati, Nov. 7, finished with six tackles (three solo), a pass defense and an interception in the end zone, stalling a Bengals drive late in the half...Had 10 tackles vs. San Diego, Dec. 12. **1998** – Started 12 games, including three at middle linebacker...Had a career-high three interceptions on the season...Led the team with 12 tackles and tied a career-high with two sacks and added a fumble recovery in season opening victory at Philadelphia, Sept. 6...Led the team for the second consecutive game with 10 tackles vs. Arizona, Sept. 13. Also recorded two sacks and added a forced fumble in that game...Started at MLB vs. Washington, Sept. 20, and recorded seven tackles and intercepted a pass that setup a touchdown...It was his first career start at MLB, a position he played due to the injuries to the two players who manned that position, and Smith moved back to the outside the next week...Returned an interception 23 yards for a TD vs. Denver, Oct. 11, the second interception return TD of his career...Tied for seventh in the AFC with five sacks, which also marked a career-high...Scored on a 26-yard interception return (second of season) to help Seattle to a win over Kansas City, Nov. 8...Inactive with ankle injury at Oakland, Nov. 15 and at Denver, Dec. 27, with a lower back injury. **1997** – Played and started seven games for the Eagles...Suffered a sprained ankle in training camp and missed three of the first five games...Had a sack, forced fumble and fumble recovery on one play vs. Arizona, Oct. 19...Later in the season suffered a torn ligament in his right ankle and missed the final six games...Placed on reserve/injured, Nov. 19. **1996** – Finished third on the team with a career-best 117 tackles, while starting all 16 games at weak OLB...Reached double digits in tackles six times. **1995** – Missed the first seven games of the season before agreeing to terms with the Cowboys and starting the final nine games at OLB...First game was at Atlanta, Oct. 29...Averaged eight tackles in final five games of the season...Equalled a career-high with two sacks at Arizona, Dec. 25...Started Super Bowl XXX for the Cowboys and recorded six tackles in a 27-17 win over Pittsburgh. **1994** – Finished fourth in tackles on a defense that led the NFL...Finished season with two strong performances, recording a career-high 15 tackles vs. Cleveland, Dec. 10, and intercepting two passes – with one returned for a fourth quarter TD – in New Orleans, Dec. 19...Named NFC Defensive Player of the Week for his efforts vs. the Saints. **1993** – Consensus All-Rookie selection...Started 13 regular-season games and all three in the postseason...Played OLB for the Cowboys and collected 93 tackles with two fumble recoveries...Had a season-high 14 stops at Philadelphia, Oct. 31.

COLLEGE – Four-year letter winner at Miami (Fla.)...Part of two national championship teams (1989 and 1991)...Finished his career with 401 tackles and 10 sacks...Finalist for the Butkus Award as the nation's top linebacker as a senior in 1992...Shared Big East Defensive Player of the Year honors with Syracuse's George Rooks as a junior in 1991.

PERSONAL – Football and track letterman at Norland (Miami, Fla.) HS...Earned MBA from Miami in 1993 and owns a real estate business in South Florida...Active member of the Fellowship of Christian Athletes...Married (Kimberly)...Born April 15, 1970 in Miami, Fla.

54 DarinSMITH LB (cont.)

i darrinSMITH



Year	Team	GP/GS	S	A	TT	Sk.-Yds.	Int-Yds.-LG	PD	FF	FR
1993	Dallas	16/13	49	44	93	1-7	0-0-0	4	0	2
1994	Dallas	16/16	51	52	103	4-21	2-13-13t	10	1	2
1995	Dallas	9/9	43	42	65	3-13	0-0-0	0	0	1
1996	Dallas	16/16	62	55	117	1-7	0-0-0	1	0	0
1997	Philadelphia	7/7	9	4	13	1-5	0-0-0	3	1	1
1998	Seattle	12/12	59	21	80	5-35	3-56-26t	5	2	2
1999	Seattle	15/15	65	25	90	1-2	1-0-0	3	0	0
2000	New Orleans	16/11	75	41	116	2-13	2-56-41t	21	0	0
2001	New Orleans	16/16	65	19	84	1.5-12.5	0-0-0	8	1	0
2002	New Orleans	15/15	83	40	123	3.5-26.5	2-21-17	11	0	1
Totals		138/130	561	323	884	23-142	10-146-41t	66	5	9
Saints Totals		47/42	223	100	323	7-52	4-77-41t	40	1	1

ADDITIONAL STATS: Special Teams Tackles — (1993, 6); (1994, 6); (1995, 2); (2000, 3); (2001, 6) **Total: 23;**

Special Teams Forced Fumbles — (2000, 1) **Total: 1.**

CAREER HIGHS: Tackles — 15, vs. Cleveland (12/10/94); **Sacks** — 2 (4x), last time vs. Arizona (9/13/98);

Interceptions — 2, at New Orleans (12/18/94); **Int. Ret for TD** — 1 (4x), last time vs. St. Louis (12/24/00); **Forced**

Fumbles — 1 (5x), last time at Carolina (10/14/01); **Fumble Recoveries** — 1 (9x), last time at Baltimore (12/8/98).


Year	Team	GP/GS	S	A	TT	Sk.-Yds.	Int-Yds.-LG	PD	FF	FR
1993	Dallas	3/3	8	3	11	0-0	0-0-0	1	0	0
1994	Dallas	2/2	8	4	12	0-0	0-0-0	1	0	0
1995	Dallas	3/3	6	7	13	0-0	0-0-0	1	1	0
1996	Dallas	2/2	6	3	9	0-0	0-0-0	1	1	1
1999	Seattle	1/1	4	3	7	0-0	0-0-0	1	0	0
2000	New Orleans	2/2	5	2	7	0-0	0-0-0	1	0	0
Totals		13/13	37	22	59	0-0	0-0-0	6	2	1
Saints Totals		2/2	5	2	7	0-0	0-0-0	1	2	1

ADDITIONAL STATS: Special Teams Tackles — (1996, 1); (2000, 1) **Total: 2; Kickoff Returns** — (2000, 1-2) **Total: 2.**

CAREER HIGHS-x: Tackles — 15, vs. Cleveland (12/10/94); **Sacks** — 2 (4x), last time vs. Arizona (9/13/98);

Interceptions — 2, at New Orleans (12/18/94); **Int. Ret for TD** — 1 (4x), last time vs. St. Louis (12/24/00); **Forced**

Fumbles — 1 (4x), last time at Kansas City (10/4/98); **Fumble Recoveries** — 1 (8x), last time at Kansas City (10/4/98).



KennySMITH

90

DT

HEIGHT: 6-4 WEIGHT: 295

COLLEGE: Alabama

JOINED SAINTS: D3b-01

NFL EXPERIENCE: 3rd Season

BIRTHDATE: 9/8/78

NFL CAREER — After serving as understudy at defensive tackle and assisting on special teams as a rookie in 2001, Smith earned an expanded role in his second season and became a key member of the Saints' defensive line rotation. A powerful player with great acceleration into the backfield, Smith uses his strength and leverage to shed blocks. After a productive offseason where he gained size and strength, Smith is expected to battle for a starting spot in 2003.

90 KennySMITH DT (cont.)

! playernotes



After spending most of his rookie season learning from the sidelines, emerged as a contributor on the defensive front in 2002 as a top reserve at defensive tackle.

SAINTS MAKING A DIFFERENCE: Took over as the club's "Commissioner of Sweat" in 2002, serving as the spokesman for the team's Junior Training Camp program. With his new title, Smith frequently visits area schools.

CAREER TRANSACTIONS — Selected in the third round (81st overall) in the 2001 NFL Draft.

2002 — Added depth to the defensive line while appearing in nine games with a start...Recorded 18 tackles, (15 solo), 3.5 sacks for minus-21 yards, a pass defended and a fumble recovery...After being inactive for the first four games, Smith made his debut at defensive end vs. Pittsburgh, Oct. 6, and had two tackles (one solo) and a pass defended...Notched two solo tackles and 1.5 sacks for minus-9 yards at Washington, Oct. 13...Had one solo tackle vs. San Francisco, Oct. 20...Had a career-high four stops, including three solo tackles vs. Atlanta, Oct. 27...Recorded a solo tackle and a sack for minus-7 yards at Atlanta, Nov. 17...First career start came at defensive tackle vs. Cleveland, Nov. 24, and responded by tying his career high with four tackles (three solo)...In extensive action vs. Tampa Bay, Dec. 1, had two solo tackles and a sack for minus-5 yards...Had a fumble recovery at Baltimore, Dec. 8...Declared inactive for final three games of season. **2001** — Saw action in six games as a rookie, recording 10 tackles (six solo)...Was on active list, but did not play in games 1 and 5 and was declared inactive for games two, three, six and nine-13...Made his NFL debut at Carolina, Oct. 14, seeing limited action at defensive end.

COLLEGE — A four-year starter for Alabama, Smith moved over to defensive tackle from end his junior year...Finished career with 177 tackles (103 solo), 10.5 sacks and three blocked kicks...All-SEC selection as a senior, ranking fifth on the team with a career-high 72 tackles (40 solo), 3.5 sacks, a pass defended and blocked kick...Caused two fumbles and recovered another...Second team All-SEC pick as a junior in 1999, finishing with 37 tackles (21 solo), three sacks and a forced fumble...Business management major.

PERSONAL — Mississippi Defensive Player of the Year and Parade All-American as a senior at Meridian (Miss.) HS...Four-year prep starter...As a senior, he had 65 solo stops, 10 sacks, two fumble recoveries and two forced fumbles...First player in Meridian HS history to move up from junior high to play varsity football...Also played basketball and baseball and made the All-State hoops squad...Born Sept. 8, 1978 in Meridian, Miss.

i kennysmith



Year	Team	GP/GS	S	A	TT	Sk.-Yds.	Int-Yds.-LG	PD	FF	FR
2001	New Orleans	6/0	6	4	10	0-0	0-0-0	0	0	0
2002	New Orleans	9/1	15	3	18	3.5-21	0-0-0	1	0	1
Totals		15/1	19	7	28	3.5-21	0-0-0	1	0	1

CAREER HIGHS: Tackles — 4 (2x), vs. Atlanta (10/27/02) & vs. Cleveland (11/24/02); **Sacks** — 1.5 at Washington (10/13/02); **Interceptions** — 0; **Int. Ret for TD** — 0; **Forced Fumbles** — 0; **Fumble Recoveries** — 1 at Baltimore (12/8/02).

FOR MORE INFO LOG ON TO

www.neworleanssaints.com


**Terrelle
SMITH**
44
FB

HEIGHT: 6-0 **WEIGHT: 246**
COLLEGE: Arizona State
JOINED SAINTS: D4-00
NFL EXPERIENCE: 4th Season
BIRTHDATE: 3/12/78

NFL CAREER – When the Saints drafted Smith in 2000, the club had not had a 1,000-yard rusher since 1989. It's no coincidence that New Orleans has had a running back reach the milestone in every season since the rugged fullback's arrival. Though his contributions don't always show up in his own statistics, Smith has developed into an integral part of the Saints' offense because of his explosive blocking and unselfish approach. He has played in 44 games since being picked in the fourth round three years ago, with 27 starts.

CAREER TRANSACTIONS – Selected in the fourth round (96th overall) of the 2000 NFL Draft.

2002 – Went into each contest as the Saints' top fullback, starting games 2-3, 5, 7-8, 10, 12 and 15-16...Lead blocker for RB Deuce McAllister, whose total of 1,388 yards was the second-highest in franchise history...Helped Saints post 118 rushing yards in opener, Sept. 8, at Tampa Bay, while also recording a career-high three receptions for six yards...Aided McAllister's 121-yard rushing effort at Washington, Oct. 13...Had four rushes for a season-high 12 yards at Baltimore, Dec. 8...vs. Minnesota, Dec. 15, Smith had a reception for 10

! playernotes

Unsung player considered one of the NFL's top fullbacks, as Smith has played an important role in the Saints' offense since being drafted by New Orleans in 2000.

Powerful blocking has paved the way for rushers who have posted over 1,000 yards in each of Smith's three NFL seasons.

Capable ball-carrier and receiver when called upon.

Aggressive approach to game may come from defensive mentality, as Smith played linebacker at Arizona State until his senior season.

yards...Had a reception for seven yards and a fumble at Cincinnati, Dec. 22. **2001** – Rebounded from off-season back surgery to continue in his role as the club's blocking back...Started nine games and appeared in 14...More important than his five rushes for eight yards and four receptions for 31 yards and two TDs was that he helped Ricky Williams enjoy his second consecutive 1,000-yard rushing season...Inactive for the final two games of the season due to a back injury...Recorded two carries for four yards at St. Louis, Oct. 28...Had a career long 12-yard reception at San Francisco, Nov. 11...Recorded the first TD reception of career, a four-yard scoring grab, vs. Carolina, Dec. 2...Added another four-yard TD reception vs. St. Louis, Dec. 17. **2000** – Assuming the starting fullback spot after being drafted and became one of the top blocking backs in the league by the end of his rookie season...Posted 29 rushes for 131 yards and 12 receptions for 65 yards...Rushing offense piled up 129.3 yards rushing per game in 2000, the club's highest total since 1987 (136.9)...His blocking helped give the Saints their first 1,000-yard rusher since 1989...Started nine games, appearing in 14 overall...Was inactive for final two games of the season and both playoff games due to back injury...Hauled in three receptions for 18 yards at Chicago, Oct. 8...In his first action carrying the ball, had four carries for 22 yards vs. Carolina, Oct. 15...Recorded four carries

44 TerrelleSMITH FB (cont.)

for a season-high 42 yards vs. Oakland, Nov. 19...Had a season-high six carries for 20 yards at St. Louis, Nov. 26...In final action before suffering back injury, had six carries for 18 yards, including a fumble, at San Francisco, Dec. 10.

COLLEGE – Served as blocking back for RB J.R. Redmond in 1999, a third-round pick of the New England Patriots, after moving over from linebacker...Had 22 carries for 129 yards (5.7 avg.) with a TD...Also had 11 receptions for 95 yards...Played linebacker in 10 games in 1998 and posted six tackles (two solo)...Also contributed on special teams...Majored in family resources and human development.

PERSONAL – A 1996 graduate of Canyon Springs (Moreno Valley, Calif.) HS, where he played both running back and linebacker...Rushed for 1,236 yards on 186 carries with 19 TDs as a senior and at linebacker collected 87 solo tackles, caused eight fumbles and had three interceptions...Lettered in football, basketball and track...Has five older brothers and three younger brothers...Full name: Terrelle Vernon Smith...Born March 12, 1978, in West Covina, Calif.

i terrellesmith




Year	Team	GP/GS	RUSHING						RECEIVING					
			No.	Yds.	Avg.	LG	TD		No.	Yds.	Avg.	LG	TD	Pts.
2000	New Orleans	14/9	29	131	4.5	16	0		12	65	5.4	10	0	0
2001	New Orleans	14/9	5	8	1.6	6	0		4	30	7.5	12	2	12
2002	New Orleans	16/8	5	11	2.2	5	0		9	30	3.3	10	0	0
Totals		44/26	39	150	3.8	16	0		25	125	5.0	12	2	12

ADDITIONAL STATS: Fumble Recoveries — (2001, 1) **Total: 1.**

CAREER HIGHS: Rushes — 6 (2x), at St. Louis (11/26/00) & at San Francisco (12/10/00); **Rushing Yards** — 42, vs. Oakland (11/19/00); **Long Rush** — 16, vs. Oakland (11/19/00); **Rushing TDs** — 0; **Receptions** — 3 (3x), Last Time at Tampa Bay (9/8/02); **Receiving Yards** — 18, at Chicago (10/8/00); **Long Reception** — 12, at San Francisco (11/11/01); **Receiving TDs** — 1 (2x), vs. Carolina (12/2/01) & vs. St. Louis (12/17/01).

POSTSEASON

Year	Team	GP/GS	RUSHING						RECEIVING					
			No.	Yds.	Avg.	LG	TD		No.	Yds.	Avg.	LG	TD	Pts.
2000	New Orleans	0/0	0	0	0.0	0	0		0	0	0.0	0	0	0
Totals		0/0	0	0	0.0	0	0		0	0	0.0	0	0	0



Donte' STALLWORTH 83

HEIGHT: 6-0 WEIGHT: 197
COLLEGE: Tennessee
JOINED SAINTS: D1a-2002
NFL EXPERIENCE: 2nd Season
BIRTHDATE: 11/10/80

WR

NFL CAREER – The Saints' top draft pick in 2002 lived up to his billing by turning in one of the best seasons in franchise history for a rookie wide receiver. He was extremely productive despite missing three games with a hamstring injury, hauling in 42 passes for 594 yards and a team-high eight receiving touchdowns. While also making the tough grabs that consistently move the chains, Stallworth proved in 2002 that he has the potential to develop into one of the NFL's most dangerous wide receivers.

CAREER TRANSACTIONS – Signed by Saints, 7/29/02; Selected in the first round (13th overall) of the 2002 NFL Draft.

2002 – Emerged as one of the most productive NFL rookies, recording 42 catches for 594 yards (14.1-yard avg.) and eight TDs...Appeared in 13 games, starting seven...Tied for 14th in the NFC in scoring among non-kickers with 14 points...Reception total tied for

! playemotes



Big-play wide receiver set a team rookie-record and led all NFL rookies with eight TD receptions.

Became the first NFL rookie in 20 years to catch a touchdown in his first four NFL games.

Despite missing three games early in the season with a hamstring injury, tied for fourth in club history for rookies with 42 catches, and his 594 yards ranks third in team record books.

Had two game-winning touchdown receptions in 2002.

SAINTS MAKING A DIFFERENCE: Stallworth frequently visited patients at Children's Hospital of New Orleans and also spent time mentoring youngsters in the New Orleans Recreation Department.

fourth-highest by a rookie in franchise history and his receiving yardage total was third in the NFL among rookies and third all-time by a rookie in New Orleans...His eight TD catches led all NFL rookies and set a team record for rookies...With his scoring grab vs. Detroit, Sept. 29, Stallworth became the first rookie in 20 years to catch a touchdown in his first four NFL games. In 1982, Washington WR Charlie Brown set the league record with a TD reception in his first five contests...Stallworth enjoyed the biggest day of his young career at Cincinnati, Dec. 22, when he posted six catches for 111 yards, including a 57-yard TD...Thrived in his NFL debut at Tampa Bay, Sept. 8. In his first career start, had four receptions for 63 yards, including a 41-yard TD, which gave New Orleans a 20-10 lead in the fourth quarter...Had four receptions for 59 yards, including a 34-yard TD on a screen pass from Aaron Brooks vs. Green Bay, Sept. 15...Had four catches for 43 yards, including a 29-yard score with 1:11 remaining to give New Orleans a 29-23, come-from-behind victory at Chicago, Sept. 22...In second career start, had three receptions for 14 yards, including a four-yard TD at Detroit, Sept. 29, before leaving game in third quarter with left hamstring injury...Declared inactive for next three games due to injury...Returned to action vs. Atlanta, Oct. 27, and had two

83 Donte' STALLWORTH WR (cont.)

receptions for 29 yards...Started at wide receiver at Carolina, Nov. 10, and had three receptions for 65 yards and a seven-yard touchdown grab, which once again sparked a come-from-behind win with less than two minutes remaining...Recorded two receptions for 18 yards, including a 12-yard TD at Atlanta, Nov. 17...Started vs. Cleveland, Nov. 24, and posted two catches for 24 yards...Recorded three receptions for 57 yards and a TD at Baltimore, Dec. 8, breaking the team record for TD receptions by a Saints rookie (eclipsing the six posted by WR Danny Abramowicz in 1967)...Inserted into starting lineup for the remainder of season the following week vs. Minnesota and tied his career-high with four receptions for 42 yards...At Cincinnati on Dec. 22, hauled in six catches for a career-high 111 yards and a 57-yard touchdown, increasing his team rookie record to eight for the season...Had four receptions for 60 yards in season finale vs. Carolina, Dec. 29.

COLLEGE – Exciting deep threat became a full-time starter as a junior at Tennessee...Career totals: 99 catches for 1,747 yards (17.6 avg.) and 13 TDs...Applied for the NFL Draft following his junior season...Reception total ranks 14th and his 1,747 yards rank ninth on the school's all-time list...Played in nine games as a junior, starting seven contests and finishing second on the team with 41 receptions for 821 yards (20.0 avg.) and 10 TDs...Named All-SEC second team selection by league coaches...As a sophomore in 2000, finished second on the team with 35 receptions for 519 yards (14.8 avg.) and a pair of TDs...Majored in psychology.


PERSONAL – Started two years as a wide receiver and cornerback at Grant (Sacramento, Calif.) HS...As a senior he was league co-MVP, All-State defensive back and USA Today honorable mention All-American...Voted California Player of the Year by the high school coaches...As a senior, he helped lead the team to the state semifinals with 56 receptions for 1,289 yards and 23 TDs...Also averaged 31 yards on kickoff returns and 27 yards on punt returns...On defense, he had 77 tackles, four interceptions and six passes defended...School compiled a 24-3 two-year record, winning the sectional championship and reaching state finals his senior year...Track participant in sprints and jumping events...Older brother Larry played wide receiver for the London Monarchs of NFL Europe and for the Arena Football League's San Jose Sabercats. Larry also went to training camp with the San Diego Chargers...Full name: Donte' Lamar Stallworth...Born: Nov. 10, 1980 in Sacramento, Calif.

i donte'stallworth



Year	Team	GP/GS	RECEIVING					RUSHING					Pts.
			No.	Yds.	Avg.	LG	TD	No.	Yds.	Avg.	LG	TD	
2002	New Orleans	13/7	42	594	14.1	57t	8	2	0	0.0	2	0	48
Totals		13/7	42	594	14.1	57t	8	2	0	0.0	2	0	48

CAREER HIGHS: Receptions — 6, at Cincinnati (12/22/02); Receiving Yards — 111, at Cincinnati (12/22/02); Long Reception — 57t, at Cincinnati (12/22/02); Receiving TDs — 1 (8x) Last Time at Cincinnati (12/22/02); Rushes — 1, vs. San Francisco (10/20/02); Rushing Yards — 2, at Cincinnati (12/22/02); Long Rush — 2, at Cincinnati (12/22/02); Rushing TDs — 0;


Fred THOMAS
22
CB

HEIGHT: 5-9 **WEIGHT:** 184
COLLEGE: Tennessee-Martin
JOINED SAINTS: UFA-00 (Sea)
NFL EXPERIENCE: 8th Season
BIRTHDATE: 9/11/73

NFL CAREER – Scrappy defensive back has established himself as a solid starter over the last two seasons, earning All-Pro honors from *Sports Illustrated* after a stellar 2002 campaign. Last year, he posted a career-high five interceptions and led the club with 21 passes defended while starting 14 games, despite playing most of the season with a broken left hand.

CAREER TRANSACTIONS – Signed by the Saints, 2/14/00; Placed on reserve/injured, 9/17/99; Selected by Seattle in the second round of the 1996 NFL Draft.

HONORS – 2002: *Sports Illustrated* All-Pro (Dr. Z); Ed Block Courage Award (Saints).

2002 – Played in 15 games, starting 14, missing contest vs. Green Bay, Sept. 15, after suffering fractured left hand in opener...Led Saints cornerbacks with 79 tackles (61 solo), a sack for minus-9 yards, five interceptions, 21 passes defended, two forced fumbles and a fumble recovery...Also chipped in four special teams tackles...Finished tied for fourth in the NFC in interceptions and was also recognized by teammates as Saints recipient of Ed Block

! playernotes



In second-straight season as established starter, Thomas emerged as one of the NFL's top cornerbacks.

Tied for the Saints lead with five interceptions for a team-high 80 yards in returns.

Voted the Saints' recipient of the Ed Block Courage Award after playing half the season with cast on his left hand because of a broken bone.

Named to *Sports Illustrated* 2002 All-Pro team.

Also started all 16 games in 2001 and posted a career-high 85 tackles.

SAINTS MAKING A DIFFERENCE: Donates time and resources to promote youth education in his hometown of Bruce, Miss. Thomas is also active in the greater New Orleans community by spending time visiting fan clubs and area schools.

Courage Award for playing a large part of the season with a cast on his left hand due to an injury...Recorded six tackles (three solo) at Tampa Bay, Sept. 8, before suffering hand injury in fourth quarter...Underwent surgery during week, yet returned to action two weeks later in reserve duty at Chicago, Sept. 22, recording a tackle and three passes defended...Tied career-high at Detroit, Sept. 29, recording nine tackles and one pass defense...had seven tackles (six solo) and a pass defended vs. Pittsburgh, Oct. 6...Had three tackles (two solo) and two passes defended at Washington, Oct. 13...Three tackles (two solo), three passes defended and two special teams tackles vs. San Francisco, Oct. 27...Recorded three tackles (two solo), a pass defended and a fumble recovery vs. Atlanta, Oct. 27...Posted eight stops (four solo), a pass defended and a special teams tackle at Carolina, Nov. 10...Recorded first career sack in addition to six tackles (three solo) at Atlanta, Nov. 17...Recorded four tackles, a 31-yard interception return – his first of the season – a pass defended and a forced fumble vs. Cleveland, Nov. 24...Recorded seven tackles (five solo) vs. Tampa Bay, Dec. 1...Enjoyed one

22 Fred THOMAS CB
(cont.)

of the finest games of career at Baltimore, Dec. 8, recording nine tackles, picking former Saints QB Jeff Blake off twice and adding three passes defended...Had seven tackles (six solo), vs. Minnesota, Dec. 15...Enjoyed another strong game at Cincinnati, Dec. 22, when Thomas intercepted Bengal QB Jon Kitna twice, while adding four solo tackles, three passes defended and a forced fumble. **2001** – Started all 16 games at RCB...Finished the year with a career-high 85 tackles (62 solo), an interception, a team-high 18 passes defended and a forced fumble...Added five stops on special teams...Tackle total led all Saints corners...Recorded seven tackles (six solo), two pass defenses and a special teams tackle at Buffalo, Sept. 9...Posted six solo tackles and batted away two passes vs. Minnesota, Oct. 7...Seven tackles (five solo), two pass defenses and two special teams tackles at Carolina, Oct. 14...Four solo tackles, three pass defenses, a forced fumble and a special teams tackle in 34-31 victory at St. Louis, Oct. 28...Recorded six tackles (five solo), a pass defended and a special teams tackle at San Francisco, Nov. 11...Had first career interception vs. Carolina, Dec. 2, on the game's final play. **2000** – Played in 11 regular season games, recording 19 tackles (16 solo), 11 special teams tackles (eight solo) and two special teams forced fumbles...Also saw action in both playoff games, starting NFC Divisional Playoff at Minnesota, 1/6/01, in dime package...Inactive for games 1-4 due to knee injury suffered in third preseason game at Indianapolis, Aug. 12...In Saints debut at Chicago, 10/8, had one solo tackle and one special teams tackle...Came on late in the season...Had three solo tackles at San Francisco, Dec. 10...Had two solo tackles, two assisted tackles and a special teams tackle vs. Atlanta, Dec. 17...Recorded five solo tackles, an assisted tackle and a special teams tackle in regular season finale vs. St. Louis, Dec. 24...Recorded one solo tackle, two assisted tackles and one special teams tackle in NFC Wild Card Playoff vs. St. Louis, Dec. 30...Had three solo tackles and a special teams tackle in NFC Divisional Playoff at Minnesota, 1/6/01. **1999** – Saw action in team's nickel package and with the special teams unit vs. Detroit, Sept. 12...Left game with a broken ankle on second half kickoff coverage and placed on reserve/injured, Sept. 17. **1998** – Nickel back and special teams player...Led the team with three pass defenses vs. Washington, Sept. 20...Inactive vs. Denver, Oct. 11, with hamstring injury...Started at cornerback for an injured Willie Williams at Dallas, Nov. 22, and finished with a career-high nine tackles. **1997** – Played in 14 games, starting three at LCB for an injured Shawn Springs and served as the nickel corner in 11 others...Recorded a then career-high 26 tackles, with two for a loss...Made first career start vs. Atlanta, Nov. 30. **1996** – Played the last 15 games as a reserve cornerback and special teams performer...Credited with five tackles on defense and 15 on special teams.

COLLEGE – All-Ohio Valley Conference first-team selection in 1995...Recorded 69 tackles with seven for losses and four interceptions in 1995 and returned 12 kickoffs for a 22.3-yard average...Picked off three passes, returning one for a touchdown, all in the first half against Tennessee State...Had a 70-yard punt return touchdown versus Morehead State...Transferred to Tennessee-Martin prior to the start of the season...Played in seven games with three starts for the University of Mississippi in 1994...Returned an interception 83 yards for a TD against Florida...Played two seasons at Northwest Mississippi CC in Senatobia, Miss., playing both wide receiver and cornerback...Caught 21 passes for a 26.8 yard average, and two scores, and returned four kicks for TDs...Earned JC All-America honorable mention as a wide receiver in 1993...All-state selection as a defensive back in 1992...Criminal justice major.

PERSONAL – Prep all-state selection in football, basketball and track at Bruce (Miss.) HS...Earned three letters in each sport...Born Sept. 11, 1973 in Bruce, Miss.

22 Fred THOMAS CB (cont.)

i fredthomas



Year	Team	GP/GS	S	A	TT	Sk.-Yds.	Int-Yds.-LG	PD	FF	FR
1996	Seattle	15/0	4	1	5	0-0	0-0-0	0	0	0
1997	Seattle	14/3	22	4	26	0-0	0-0-0	3	0	0
1998	Seattle	15/0	32	7	39	0-0	0-0-0	7	0	0
1999	Pittsburgh	1/0	0	0	0	0-0	0-0-0	1	0	0
2000	New Orleans	11/0	16	3	19	0-0	0-0-0	2	0	0
2001	New Orleans	16/16	62	23	85	0-0	1-0-0	18	1	0
2002	New Orleans	15/14	61	18	79	1-9	5-80-43	21	2	1
Totals		87/33	197	56	253	1-9	6-80-43	52	3	1
Saints Totals		42/30	139	44	183	1-9	6-80-43	41	3	1

ADDITIONAL STATS: Special Teams Tackles — (1996, 15); (1997, 10); (1998, 13); (2000, 11); (2001, 5); (2002, 4); **Total: 58**; **Special Teams Forced Fumbles** — (2000, 1) **Total: 1**;


CAREER HIGHS: Tackles — 9 (3x), Last Time at Baltimore (12/8/02); **Sacks** — 1, at Atlanta (11/17/02); **Interceptions** — 2, (2x) at Baltimore (12/8/02) & at Cincinnati (12/22/02); **Int. Ret for TD** — 0; **Forced Fumbles** — 1 (3x), Last Time at Cincinnati (12/22/02); **Fumble Recoveries** — 1, vs. Atlanta (10/27/02).

POSTSEASON

Year	Team	GP/GS	S	A	TT	Sk.-Yds.	Int-Yds.-LG	PD	FF	FR
2000	New Orleans	2/1	4	2	6	0-0	0-0-0	0	0	0
Totals		2/1	4	2	6	0-0	0-0-0	0	0	0

ADDITIONAL STATS: Special Teams Tackles — (2000, 2) **Total: 2**;

CAREER HIGHS: Tackles — 3 (2x), vs. St. Louis (12/30/00) & at Minnesota (1/6/01); **Sacks** — 0; **Interceptions** — 0; **Int. Ret for TD** — 0; **Forced Fumbles** — 0; **Fumble Recoveries** — 0.



Willie WHITEHEAD 98

HEIGHT: 6-3 **WEIGHT: 285** **DE/DT**
COLLEGE: Auburn
JOINED SAINTS: FA-99
NFL EXPERIENCE: 5th Season
BIRTHDATE: 1/26/73

NFL CAREER — Hard-nosed pass-rusher has posted 17.5 sacks the last four seasons while adding quality, proven depth to the defensive front at both end and tackle. Whitehead started 10 of the 12 games he appeared in last season, recording a career-high 41 tackles and three sacks.

CAREER TRANSACTIONS — Former CFL player was signed by the Saints, 2/23/99; Played for the Frankfurt Galaxy of NFL Europe in 1999; Released by Detroit, 8/25/98; Signed Detroit, 2/11/98; Signed by Hamilton of CFL, 5/14/97; Released by San Francisco, 7/16/95; Signed by San Francisco as an undrafted free agent, 4/26/95.

2002 — Appeared in 12 games, and started 10 in his first extended action as a full-time starter...Recorded 41 tackles (27 solo), three sacks for minus-26 yards and a fumble recovery...Declared inactive for games 5-8 while rehabilitating fractured fibula suffered in first quarter at Detroit, Sept. 29...Did not start game 1 and game 9, but saw extensive snaps in both contests...Recorded two tackles and a sack for minus-7 yards in opener at Tampa Bay, Sept. 8...Recorded two solo tackles and a sack for minus-8 yards vs. Green Bay, Sept. 15...Had six tackles (four solo) at Chicago, Sept. 22...In return to action following injury, thrived at Carolina, Nov. 10, with five tackles (two solo) and a sack for minus-11 yards...Notched two assisted tackles at Atlanta, Nov. 17...Recorded three solo tackles and an

98 Willie WHITEHEAD DE/DT (cont.)

assist vs. Cleveland, Nov. 24...Recorded two solo tackles vs. Tampa Bay, Dec. 1...Had a fumble recovery at Baltimore, Dec. 8...Had four solo tackles and an assist vs. Minnesota, Dec. 15...Recorded four solo tackles and two assists at Cincinnati, Dec. 22...Had three solo tackles (17 solo) and two sacks for minus-11 yards...Declared inactive for games 7 and 8 due to knee sprain...Enjoyed finest game of season at Atlanta, Dec. 9, recording three solo tackles and tied a career-high with two sacks for minus-11 yards...Recorded a season-high five tackles (four solo) in finale vs. San Francisco, 1/6/02. **2000** — Played in all 16 games (two starts) and saw action in both playoff games...Finished with 29 tackles (15 solo), 5.5 sacks for minus-32 yards and a forced fumble...Added five tackles (four solo), a sack for minus-12 yards and a forced fumble in playoffs...Relieved starters at both defensive end and tackle during the season...Had three assisted tackles and 1.5 sacks vs. Philadelphia, Sept. 24...Had a solo tackle, one assisted tackle, and a sack for minus-6 yards at Atlanta, Oct. 22...Recorded a solo tackle, a sack for minus-6 yards and a forced fumble at Carolina, Nov. 12...Started at left defensive tackle in place of an injured Norman Hand at San Francisco, Dec. 10, with two solo tackles and an assist...Had three solo tackles, two assisted tackles and a sack for minus-5 yards vs. Atlanta, Dec. 17, a game which he started at right defensive end in place of Joe Johnson...Had a solo tackle, two assisted tackles and a sack for minus-6 yards in finale vs. St.

! playernotes



In 2002 posted career-high totals with 10 games started and 41 tackles.

Whitehead's 17.5 sacks over the last four years ranks second on the team to DE Darren Howard.

The fifth-year veteran has also had stints in NFL Europe and the CFL.

Former walk-on at Auburn went on to earn a scholarship and start 32 contests.

SAINTS MAKING A DIFFERENCE: Another Saints player extremely dedicated to serving the community, Whitehead helped drive a city-wide holiday toy collection for underprivileged children. He also makes frequent visits to area schools and works with several local youth-oriented charities.

Louis, Dec. 24...Had two solo tackles, a sack for minus-12 yards and a forced fumble in Wild Card Playoff vs. St. Louis, Dec. 30. **1999** — Saw action in all 16 games (three starts)...Finished with 30 tackles (24 solo) and was second on the team with seven sacks (minus-44.5 yards)...Added six special teams tackles...At Jacksonville, Nov. 21, had four solo tackles and two sacks for minus-11 yards...Had seven tackles (four solo), and a sack for minus-10 yards vs. St. Louis, Dec. 12. **1998** — Spent 1998 training camp with the Detroit Lions. **1997** — Led the Hamilton Tiger Cats in the CFL in sacks and added 44 tackles. **1996** — Spent part of the season on Montreal practice squad. **1995** — After being cut by the 49ers, split time between the CFL Baltimore Stallions active roster and practice squad.

COLLEGE — Started 32 consecutive games for Auburn on the defensive line...Recorded 65 tackles and five sacks as a senior in 1994...Despite suffering a broken wrist in spring practice in 1993, recorded 63 stops and three sacks...Had eight sacks in 1992...Was a walk-on in 1990 who was awarded a scholarship...Received his degree in communications from Auburn.

98 Willie WHITEHEAD DE/DT (cont.)

PERSONAL – Attended Tuskegee (Ala.) Institute HS, where he lettered in football, basketball and track...Born Jan. 26, 1973 in Tuskegee, Ala.


i williewhitehead

Year	Team	GP/GS	S	A	TT	Sk.-Yds.	Int-Yds.-LG	PD	FF	FR
1999	New Orleans	16/3	24	6	30	7-44.5	0-0-0	1	0	0
2000	New Orleans	16/2	15	14	29	5.5-32.5	0-0-0	0	1	0
2001	New Orleans	14/0	17	8	25	2-11	0-0-0	0	0	0
2002	New Orleans	12/10	27	14	41	3-26	0-0-0	0	0	1
Totals		58/15	83	70	125	17.5-1140-0-0		1	1	1

ADDITIONAL STATS: Special Teams Tackles — (1999, 6) **Total: 6**. **Kickoff Returns:** 1-8 vs. Minnesota (12-15-02). **CAREER HIGHS: Tackles** — 7, vs. St. Louis (12/12/99); **Sacks** — 2 (2x), at Jacksonville (11/21/99) & at Atlanta (12/9/01); **Interceptions** — 0; **Int. Ret for TD** — 0; **Forced Fumbles** — 1, at Carolina (11/12/00); **Fumble Recoveries** — 1, at Baltimore (12/8/02).

POSTSEASON										
Year	Team	GP/GS	S	A	TT	Sk.-Yds.	Int-Yds.-LG	PD	FF	FR
2000	New Orleans	2/0	4	1	5	1-12	0-0-0	0	1	0
Totals		2/0	4	1	5	1-12	0-0-0	0	1	0

CAREER HIGHS: Tackles — 3, at Minnesota (1/6/01); **Sacks** — 1, vs. St. Louis (12/30/00); **Interceptions** — 0; **Int. Ret for TD** — 0; **Forced Fumbles** — 1, vs. St. Louis (12/30/00); **Fumble Recoveries** — 0.



Boo WILLIAMS 82

HEIGHT: 6-4 **WEIGHT: 245** **TE**
COLLEGE: Arkansas
JOINED SAINTS: FA-01
NFL EXPERIENCE: 3rd Season
BIRTHDATE: 6/22/79

NFL CAREER – Former undrafted free agent has developed into solid tight end and special teams performer over his first two NFL seasons. A wide receiver during a stellar college career at Arkansas, Williams has put on over 20 pounds as part of his conversion to tight end and has polished his blocking skills.

CAREER TRANSACTIONS – Signed off the practice squad, 10/27/01; Waived by the Saints, 9/2/01; Signed by the Saints as an undrafted free agent, 4/26/01.

2002 – Saw action in all 16 games, starting three contests...The team's top pass-catching TE with 13 catches for 143 yards and two TDs...Also chipped in a special teams tackle...Caught a career-long 32-yard TD reception at Tampa Bay, Sept. 8, giving New Orleans a 13-3 first-half lead...Hauled in a two-yard TD reception at Washington, Oct. 13...First start of season came at Carolina, Nov. 10, and responded with two receptions for 16 yards...Recorded two receptions for 38 yards at Atlanta, Nov. 17...Started vs. Cleveland, Nov. 24, and had four receptions for 43 yards...Started at TE at Baltimore, Dec. 8. **2001** – Signed off the Saints practice squad, Oct. 27, and appeared in 11 games (four starts)...Emerged as the team's top pass-catching tight end, recording 20 receptions for 202 yards with three TDs...Also had three special teams tackles...In his NFL debut at St. Louis, Oct. 28, had

82 Boo WILLIAMS TE (cont.)

! playernotes

Led all Saints tight ends in 2002 with 13 catches for 143 yards and two touchdowns.

Has scored five touchdowns on 33 career receptions.

Inviting target near goal line also hauled in a pair of two-point conversions last season.

a reception for three yards and a special teams tackle...First start came the following week vs. N.Y. Jets, a game where he recorded two receptions for 14 yards...Posted three receptions for 12 yards, including two TDs vs. Indianapolis, Nov. 18...Made second start at New England, Nov. 25, and had two receptions for 44 yards...Had four catches for 69 yards, vs. Carolina, Dec. 2...Notched three receptions for 26 yards and a touchdown, at Tampa Bay, Dec. 23...Started final two games at tight end vs. Washington, Dec. 30, and vs. San Francisco, 1/6/02.

COLLEGE – Played at Arkansas from 1999-2000 after transferring from Coffeyville (Kan.) CC. During two years at Arkansas he posted 80 receptions for 1,123 yards (14.0 average) and 11 TDs...Touchdown total ranks sixth on Arkansas' all-time scoring chart...Started every game at split end in 2000 and led the Razorbacks with 52 receptions for 739 yards and seven TDs...Appeared in eight games as a junior and had 28 grabs for 384 yards (13.7 avg.) and four TDs...Majoried in sociology...Two-time All-American split end at Coffeyville, catching 83 passes for 1,687 yards and 21 TDs...Originally enrolled at Florida State, but transferred to Coffeyville.

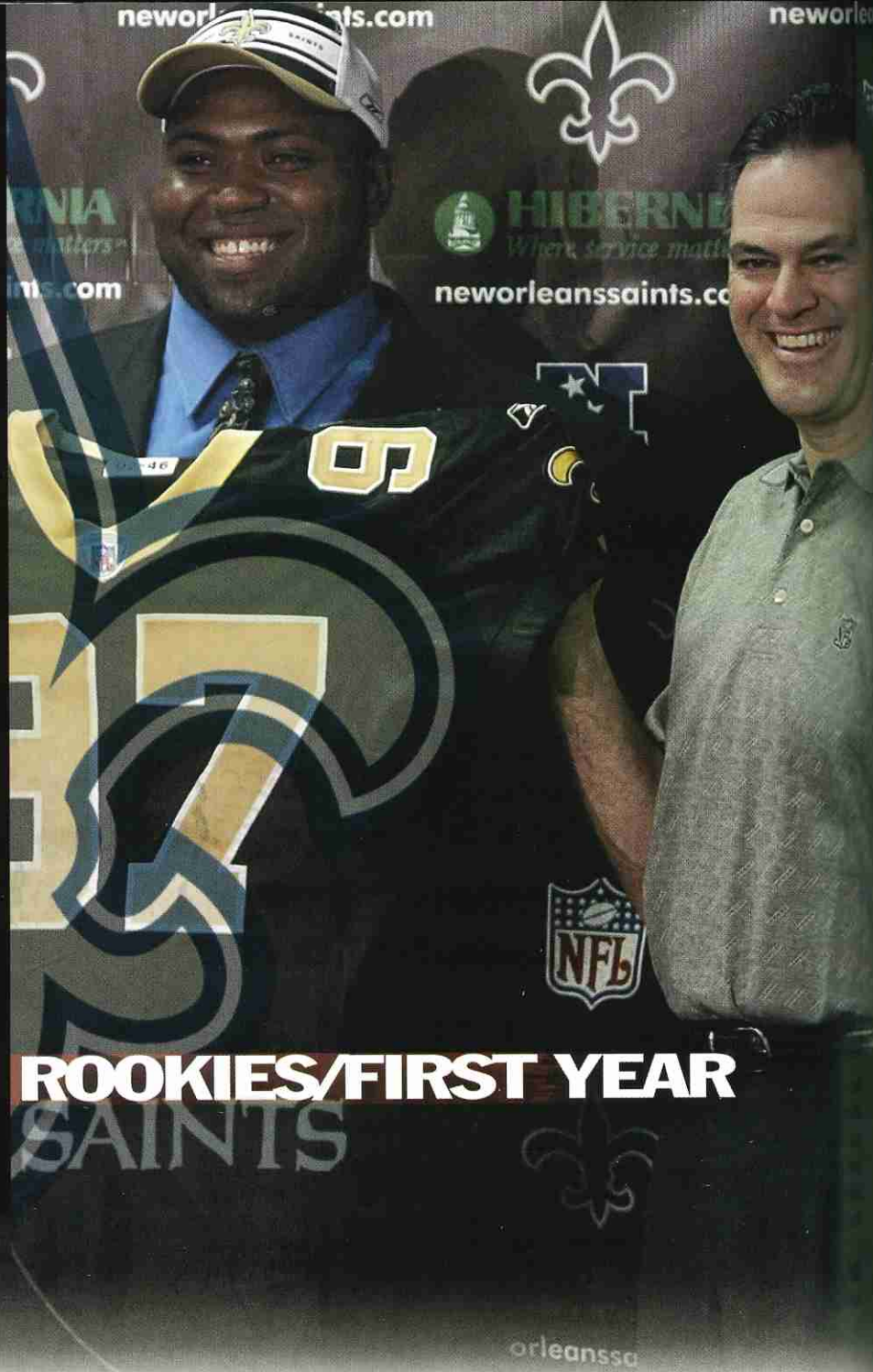
PERSONAL – Lettered twice in football at Lincoln (Tallahassee, Fla.) HS...Caught 15 passes for 700 yards and 15 TDs as a senior and added six interceptions – with four touchdown returns – at safety...MVP of his basketball team three consecutive seasons...Given name was Eddie Lee Williams before he changed it to childhood nickname of Boo in 2001...Born June 22, 1979 in Tallahassee, Fla.

i boowilliams

RECEIVING									
Year	Team	GP/GS	No.	Yds.	Avg.	LG	TD	Pts.	
2001	New Orleans	11/4	20	202	10.1	26	3	18	
2002	New Orleans	16/3	13	143	11.0	32t	2	14	
Totals		25/7	33	345	10.5	32t	5	32	

ADDITIONAL STATS: Special Teams Tackles — (2001, 3); (2002, 1) **Total: 4**.

CAREER HIGHS: Receptions — 4 (2x), vs. Carolina (12/2/01) & vs. Cleveland (11/24/02); **Receiving Yards** — 69, vs. Carolina (12/2/01); **Long Reception** — 32t, at Tampa Bay (9/8/02); **Receiving TDs** — 2, vs. Indianapolis (11/18/01).



Johnathan SULLIVAN 97

HEIGHT: 6-1 WEIGHT: 313 **DT**

COLLEGE: Georgia

DRAFTED: 1st Round (sixth overall)

BIRTHDATE: 1/21/81

ORGANIZATION

PLAYERS

REVIEW

RECORDS

HISTORY

SPECIFICS

COLLEGE CAREER – New Orleans moved up in the first round to get Sullivan, who was rated among the top handful of players on the Saints’ draft board. The club sent the 17th and 18th overall picks to Arizona for the sixth-overall selection. As part of the trade, New Orleans and the Cardinals also swapped second-round picks, with the Saints getting the 37th overall selection and Arizona taking the 54th overall pick. The Saints also received the Cardinals’ fourth-round pick (102 overall) in the trade...The selection marks the seventh time that the Saints have picked a player from Georgia in the NFL Draft and one of two Bulldogs chosen by New Orleans in 2003, as the team added T Jon Stinchcomb in the following round...Picked at sixth overall, Sullivan’s selection is the highest for a defensive tackle in club history and the first interior defensive lineman that

! rookienotes

Sullivan’s selection marks the third consecutive year – and the fourth-straight No. 1 pick – that the Saints chose an SEC standout with their first overall draft choice, joining Mississippi RB Deuce McAllister (23rd overall, 2001) and Tennessee WR Donte’ Stallworth (13th overall, 2002). The Saints also chose Georgia DE Charles Grant in the first round in 2002 (25th overall).

The Saints have selected sixth overall one other time in club history: 1986, G/T Jim Dombrowski.

Sullivan’s selection is the highest for a defensive tackle in club history. The previous high pick by the Saints of an interior defensive lineman was Mike Fultz, selected in the second round in 1977 (34th overall)

Sullivan is one of eight defensive lineman picked by New Orleans in the first round, joining defensive ends Charles Grant (2002), Joe Johnson (1994), Renaldo Turnbull (1990), Wayne Martin (1989), Shawn Knight (1987), Joe Campbell (1977) and Kevin Hardy (1968).

At the time of his selection, Sullivan was the seventh player chosen from the University of Georgia: Grant (2002), S Terry Hoage (1984), WR Lindsay Scott (1982), G Nat Hudson (1981), T Paul Fersen (1973) and G Royce Smith (1972). Of those seven, four were first-round picks: Sullivan (6th overall), Grant (25), Scott (13) and Smith (8).

the team has chosen in the first round...A two-year starter who declared for the NFL draft after his junior year, Sullivan recorded 154 tackles (85 solo), nine sacks for minus-53 yards, four passes defended, two fumble recoveries and a forced fumble in his career...He started 23 of 35 games at Georgia...Sullivan follows the Bulldogs’ recent line of blue-chip defensive linemen to the NFL, following DE Charles Grant (New Orleans), DT Marcus Stroud (Jacksonville) and DE/DT Richard Seymour (New England).

2002 – Appeared in all 14 games, starting 13 at strongside defensive tackle and recorded a career-high 74 tackles (41 solo), with four sacks for minus-27 yards and a forced fumble...Made seven tackles (five solo) with an assisted sack at South Carolina, Sept. 14...Totalled six tackles with 1.5 sacks at Alabama, Oct. 5...Recorded an eight-yard

97 Johnathan SULLIVAN DT (cont.)

sack and made six tackles (four solo) at Kentucky, Oct. 26...Registered 10 tackles (eight solo) and a forced fumble vs. Florida, Nov. 2...Recorded 10 tackles at Auburn, Nov. 16...Collected three tackles with a 10-yard sack in SEC Championship game vs. Arkansas. **2001** – Played in 11 games, starting 10...Started the first six contests at left defensive tackle, before shifting to right defensive end for the final four regular season games and the Music City Bowl...Finished with 46 tackles (25 solo), four sacks for minus-18 yards and three passes defended...Recorded two sacks for minus-10 yards and made seven tackles vs. South Carolina, Sept. 8...Recorded two sacks for minus-8 yards and five tackles vs. Houston, Dec. 1...Credited with an eight-tackle effort in Music City Bowl vs. Boston College, Dec. 28. **2000** – Played in 10 games as a reserve defensive tackle, recording 34 tackles (19 solo) with a sack...Posted seven tackles in college debut vs. Georgia Southern, Sept. 2...Had seven tackles vs. New Mexico State, Sept. 23.

PERSONAL – Majored in childhood and family development at Georgia... Attended Hargrave (Va.) Military Academy in 1999, recording 43 tackles with 11 sacks as a defensive end. Also used as a blocker at tight end...Was a USA Today Honorable Mention All-USA selection at Griffin (Ga.) HS...Had 130 tackles and 19 tackles for loss during his senior season...Named team captain and MVP as a senior, as he anchored both offensive and defensive line...Full name: Johnathan Lamar Sullivan...Born Jan. 21, 1981 in Griffin, Ga.

i johnathansullivan												
YEAR	GP	GS	TK	SO	AS	FR	FF	INT	TFL	PD	SACK	PRES
2000	10	00	34	19	15	2	0	0-0	3-10	1	1.0-8	9
2001	11	10	46	25	21	0	0	0-0	8-24	3	4.0-18	15
2002	14	13	74	41	33	0	1	0-0	18-64	0	4.0-27	29
TOTAL	35	23	154	85	69	2	1	0-0	29-98	4	9.0-43	53



Jon STINCHCOMB 78

HEIGHT: 6-5 WEIGHT: 302 T
COLLEGE: Georgia
DRAFTED: 2nd Round (37th overall)
BIRTHDATE: 8/27/79

COLLEGE CAREER – The club was elated to find one of the best offensive linemen in the draft still available in the second round. Known for his character, intelligence and maturity, Stinchcomb is expected to battle for a starting spot as a rookie while bolstering the depth across the offensive front...A four-year starter at Georgia with experience at both tackle positions, starting 34 of 37 games for his career...In addition to his stellar play on the gridiron, Stinchcomb, a microbiology major who plans to attend medical school after his football career is over, garnered All-Academic honors the past two years...Also honored as one of 11 players in the country to earn AFCA Good Works Team honors for outstanding contributions to community service...A big-body type with good quickness off the snap, getting off the line of scrimmage with ease...Reads and reacts to the action quickly in pass protection and has the quick feet necessary to handle outside pressure.

! rookie notes

The last time the Saints selected two players back-to-back from the same school was in 1993, when New Orleans picked RB Derek Brown (4b, 109th overall) and CB Tyrone Hughes (5, 137) from Nebraska.

Stinchcomb is the fourth offensive lineman selected by New Orleans since Coach Jim Haslett arrived in 2000. He is the first tackle the Saints have picked since Mitch White (sixth-round) in 2001.

All-Academic pick majored in Microbiology and plans to attend medical school.

Brother, Matt, was also an All-American at Georgia (1995-98) and was a first-round pick of the Oakland Raiders in 1999.


Stinchcomb is the 38th tackle picked in club history.

2002 – Started 13 of 14 games at left tackle and was named a Walter Camp All-American first team selection, All-SEC first-team pick and Verizon/CoSIDA Academic All-District selection...Combining excellence in both athletics and academics, Stinchcomb was named one of six Division I recipients of the 2002 National Football Foundation post-graduate scholarship and was a semifinalist for the Lombardi Award...Helped the Georgia offense lead the conference with an average of 32.6 points per game and collected 92 knockdowns...Posted 10 touchdown-resulting blocks as the team averaged 393.3 yard per contest...became the first Bulldog offensive linemen to score a touchdown in 17 years as he recovered a fumble in the end zone at Auburn, Nov. 16. **2001** – Started three games at left tackle and six at right tackle and was named a Football News All-American second team choice and Associated Press All-SEC first-team pick...Made 18 downfield blocks and nine touchdown-resulting blocks for an offense that generated 4,761 yards. **2000** – Started every game at right tackle and was named to the SEC Coaches All-SEC second team...Added second-team Academic All-American and the SEC Academic Honor Roll

78 JonSTINCHCOMB T (cont.)

honors...Led the way as the team averaged 346.9 yards per game...Collected 74 key knockdowns, including seven touchdown-resulting blocks...Recipient of the Ramsey Endowed Scholarship for Academic and Athletic Excellence. **1999** – Started 11 of 12 games at right tackle as he was named a Freshman All-American first-team selection by the Sporting News and Football News and an SEC Coaches All-Freshman first-team pick...Was also named to the SEC Academic Honor Roll...Collected 48 knockdowns as he helped the offense average 416.0 yards per game. **1998** – Redshirt freshman...Recipient of the 1998 National Football Foundation High School Scholar-Athlete Award.

PERSONAL – A USA Today and Parade All-American first-team choice at Parkview (Lilburn, Ga.) HS...Four-year starter on the offensive line who also started on defense for two seasons...Graded out at over 90 percent blocking all four years...As a senior, he was voted by his teammates as team captain...Four-year recipient of Parkview's "Scholar Athlete Award"...Also lettered in basketball...Earned a perfect 4.0 grade point average at Parkview...Also voted an outstanding student at Georgia, earning academic honors throughout his career and possessing a 3.75 grade point average, graduating with a degree in microbiology...Older brother, Matt, was an All-American tackle and team captain at Georgia (1995-98) and a first-round selection by the Oakland Raiders in 1999...Born Aug. 27, 1979 in Atlanta, Ga.



Cie GRANT

58

HEIGHT: 6-0 WEIGHT: 230

LB

COLLEGE: Ohio State

DRAFTED: 3rd Round (86th overall)

BIRTHDATE: 11/12/79

COLLEGE CAREER – Speedy defender showed his versatility during his college career by playing cornerback, strong safety, free safety and outside linebacker. Grant started 11 games last season at linebacker for the National Champion Buckeyes...A sure tackler with the range to rove from sideline to sideline, Grant is expected to immediately bolster the Saints' special teams units...The selection of Grant marks the ninth time in Saints history that a player was selected from Ohio State...In four seasons (46 games) for the Buckeyes, the past two as a starter, Grant recorded 146 tackles (111 solo) with four sacks for minus-36 yards, 14 stops for losses of 51 yards, four interceptions for 44 yards in returns, seven passes defended, a fumble recovery and a forced fumble.

2002 – Appeared in 13 games, starting 11 at weakside outside linebacker, and finished fourth on the team with 71 tackles (50 solo), four sacks for minus-36 yards, a 23-yard interception return, two passes defended and a forced fumble...An All-Big Ten honorable mention selection and named his team's Most Inspirational Player...Had two sacks for minus-17 yards and six solo tackles vs. Texas Tech, Aug. 24...Posted eight tackles (six solo) and a pass defended vs. Washington State, Sept. 14...Registered six

58 CieGRANT LB (cont.)

tackles (three solo) and a 23-yard interception return at Northwestern, Oct. 5...Added five solo tackles, a 14-yard sack and a forced fumble vs. San Jose State, Oct. 12...Collected six tackles and a five-yard sack at Wisconsin, Oct. 19...Had a season-high 10 tackles (seven solo) at Illinois, Nov. 16...Closed his career at Fiesta Bowl in 2002 National Championship game vs. Miami (Fla.), 1/3/03, and had seven tackles, including the a game-saving tackle of Hurricane QB Ken Dorsey to preserve a 31-24 double-overtime victory. **2001** – Started 11 of 12 games he appeared in at strongside cornerback...recorded 56 tackles (45 solo) with three interceptions for 21 yards in returns, five passes defended and a 35-yard fumble return...Came off the bench to make four solo tackles, a pass defense and a 35-yard fumble recovery at UCLA, Sept. 22...Recorded nine tackles (seven solo) vs. Northwestern, Oct. 6...Returned an interception 21 yards, batted away two passes and was in on eight tackles (seven solo) at Penn State, Oct. 27. **2000** – Served as a backup outside linebacker, playing primarily on special team, recording 13 tackles (10 solo) in 10 games...Had a season-high four tackles (three solo) at Iowa, Oct. 13. **1999** – Served as a reserve strong safety, playing mostly on special teams, and finished with six solo tackles in 11 games. **1998** – Redshirt freshman.

! rookienotes

Grant is the ninth Ohio State player drafted by New Orleans, putting the Buckeyes behind only Nebraska (13), USC (13) and Notre Dame (10) among schools that the Saints have selected players from.


The Saints have selected a linebacker in the third round in each of the last three drafts: Grant, James Allen (2002) and Sedrick Hodge (2001).

Grant is the 58th linebacker taken by the Saints in club history.

PERSONAL – English major at Ohio State...Attended New Philadelphia (Ohio) HS...An All-State performer as a senior...Ran for 2,357 yards and scored 25 touchdowns during his career as a tailback and had 171 career tackles as a linebacker and safety...Also a four-year high school letterman in track...Given first name is Willie, but mother has called him "Cie" ever since he can remember...Born Nov. 27, 1979 in Dover, Ohio.

i ciegrant

YEAR	GP	GS	TK	SO	AS	FR	FF	INT	TFL	PD	SACK	BK
1999	11	00	6	6	0	0	0	0-0	0-0	0	0-0-0	0
2000	10	00	13	10	3	0	0	0-0	0-0	0	0-0-0	0
2001	12	11	56	45	11	1	0	3-21	4-4	5	0-0-0	0
2002	13	11	71	50	21	0	1	1-23	10-47	2	4-0-36	0
TOTAL	46	22	146	111	35	1	1	4-44	14-51	7	4-0-36	0



Montrae HOLLAND 61

HEIGHT: 6-1 WEIGHT: 333 **G**

COLLEGE: Florida State

DRAFTED: 4th Round (102nd overall)

BIRTHDATE: 5/21/80

COLLEGE CAREER – The Saints' first pick on the second day of the draft was rated by New Orleans as one of the top interior offensive linemen available. The guard was selected with choice (102nd overall) obtained in swap of first-round picks with Arizona Cardinals...Holland was a three-year starter for Florida State, opening 29 consecutive games at right guard and earning All-ACC honors each season...Has the thick, wide frame with quick hands and feet that scouts look for...Powerful run-blocker ranked among the strongest Seminoles players, bench-pressing 500 pounds...He is expected to vie for a starting spot immediately.

! rookie notes

At the time of his selection, Holland was the sixth player picked by the Saints from Florida State, joining G Del Williams (1967), S Billy Allen (1985), G Hayward Haynes (1991), LB Reggie Freeman (1993) and DE Julian Pittman (1998).

Holland is the 37th guard selected all-time by New Orleans.

Extremely strong player has bench-pressed 500 pounds.

2002 – Started the first 10 games at right guard as Holland was an All-American third-team selection by the Sporting News and All-ACC first-team choice...Registered 75 knockdowns for an offense that averaged 398.1 yards per game...Earned ACC Lineman of the Week honors as he graded a season-high 97 percent and made 12 knockdowns as the team totaled 449 yards vs. Iowa State. **2001** – Holland was All-ACC second-team choice and was named the team's offensive MVP...Started every game at right guard, leading the squad with 44 knockdowns as he graded 83 percent for blocking consistency...Allowed only two sacks as the offense generated 4,687 yards. **2000** – Started all 13 games and was an All-ACC honorable mention selection...Helped the Seminole offense lead the nation in passing (384.0 yards per game) and scoring offense (42.4 points per game)...Did not allow a sack and registered 50 knockdowns. **1999** – Earned playing time as a backup right guard. **1998** – Redshirt freshman.

PERSONAL – Graduated from Florida State with a degree in criminology... Attended Jefferson (Ore City, Tex.) HS where he was considered to be one of the top three offensive linemen in the state as a senior...Also an accomplished track and field performer, competing in the weight events...Full name: Montrae Rondrell Holland...Born May 21, 1980 in Jefferson, Tex.



Melvin WILLIAMS 96

HEIGHT: 6-2 WEIGHT: 269 **DE**

COLLEGE: Kansas State

DRAFTED: 5th Round (155th overall)

BIRTHDATE: 2/2/79

COLLEGE CAREER – Natural pass-rusher shows good lateral quickness, agility, balance and body control...He will enter training camp recovering from a knee injury that he suffered in the final game of his college career (Holiday Bowl vs. Arizona State)...Is healing right on schedule...Williams is the fourth player selected by the Saints from Kansas State and joins DE Darren Howard, who was a college teammate in 1999...Finished college career with 70 tackles (40 solo), 13.5 sacks for minus-77 yards, eight passes defended and four forced fumbles in 37 career games.

! rookie notes

For his first two years at Kansas State, Williams was a teammate of Saints DE Darren Howard.

Williams is the fourth player selected by the Saints from Kansas State, joining Howard (2000), WR Eugene Goodlow (1982), and RB Bill Butler (1972).

Williams is the 34th defensive end selected by New Orleans, and the fourth selected by the Saints since Coach Jim Haslett arrived (Howard, 2000; Charles Grant, 2002; Derrius Monroe, 2002).

2002 – Started all 13 games at right defensive end, recording a career-high 37 tackles (22 solo) with five sacks for minus-36 yards, three passes defended and a forced fumble...Posted a pair of sacks for minus-21 yards, forced a fumble and had six tackles vs. Oklahoma State, Oct. 12...Recorded a sack for minus-six yards and a pass defense vs. Nebraska, Nov. 16. **2001** – Played in seven games, starting four at left defensive end and recorded 14 tackles (eight solo), two sacks for minus-seven yards and three passes defended...Made five tackles (three solo) with an assisted sack vs. New Mexico State, Sept. 22...Blocked a kick and had three tackles vs. Missouri, Nov. 24. **2000** – Played in 11 games as a reserve defensive end, recording 13 tackles (seven solo) with 4.5 sacks for minus-24 yards and two passes defended...Had a pair of sacks at Kansas, Oct. 7. **1999** – Saw limited action in six games and made six tackles (three solo) with two sacks for minus-10 yards...Had three tackles, sack and a forced fumble vs. Missouri, Nov. 20. **1998** – Redshirt freshman. **1997** – Originally signed with Kansas State, but decided to wait until 1998 to enroll.

PERSONAL – Graduated from Kansas State with a degree in sociology...attended Mehlville (St. Louis, Mo.) HS where he was an All-Metro pick and first-team All-State pick by the St. Louis Post-Dispatch as a senior...Had 78 solo tackles, 16 sacks, three fumble recoveries, five forced fumble and three interceptions as a senior...Added 18 receptions for 400 yards and eight touchdowns on offense in 1996...As a junior, he had 11 sacks and caught nine TD passes at tight end...Lettered three times each in football and basketball...His brother, Turelle, was a linebacker at Kansas State from 1996-2000...Born Feb. 2, 1979 in St. Louis, Mo.


FOR MORE INFO LOG ON TO

www.neworleanssaints.com

96 Melvin WILLIAMS DE (cont.)

i melvinwilliams

YEAR	GP	GS	TK	SO	AS	FR	FF	INT	TFL	PD	SACK	PRES
1999	06	00	6	3	3	0	1	0-0	3-13	0	2.0-10	1
2000	11	00	13	7	6	0	0	0-0	6-26	2	4.5-24	3
2001	07	04	14	8	6	0	0	0-0	7-19	3	2.0-7	12
2002	13	13	37	22	15	0	1	0-0	8-46	3	5.0-36	10
TOTAL	37	17	70	40	30	0	2	0-0	24-104	8	13.5-77	26



Kareem KELLY

16

WR

HEIGHT: 5-11 WEIGHT: 186

COLLEGE: Southern California

DRAFTED: 6th Round (203rd overall)

BIRTHDATE: 4/1/81

COLLEGE CAREER – Sure-handed sprinter ranked among the fastest and most prolific wide receivers in the NFL Draft...Chosen with pick (203rd overall) obtained from the Seattle Seahawks, through Green Bay, for veteran DT Norman Hand...The selection marked the 14th time in club history that a player was selected from Southern California, surpassing Nebraska as the school with the most all-time Saints selections...A speedy, acrobatic pass catcher who caught a pass in every game (48) he played in for USC, an NCAA Division I-A record...The four-year starter caught 204 passes for 3,104 yards (15.2 avg.) and 15 touchdowns...His reception total set a school record (breaking the old mark of 201 set by WR Johnnie Morton, 1990-93) and ranks sixth on the Pac-10 all-time record list...Only Morton (3,201) gained more yards receiving in Trojan annals...His 3,104 receiving yards ranks fifth conference history.

! rookienotes

Had six catches in his college career of 58 yards or more.

Posted a reception in all 48 college games he played, an NCAA record.

Four-year starter set a school record by hauling in 204 passes for 3,104 yards (15.2 avg.) and 15 touchdowns

Kelly is the 14th player selected by the Saints from USC, more than any other school in club history, and the 57th WR chosen all-time.

Three-time California prep state sprint champion.

2002 – An All-Pac 10 honorable mention selection, Kelly started 11 games and appeared in 13, finishing third on the team with 46 receptions for 605 yards (14.5 avg.) and five touchdowns...Also gained 76 yards on 11 punt returns (6.9 avg.) and picked up one yard on a reverse...Had six catches for 66 and a 14-yard score vs. Auburn, Sept. 2...Caught eight passes for 66 yards at Washington State, Oct. 5...Hauled in six passes for 94 yards and a 31-

16 Kareem KELLY WR (cont.)

yard touchdown at Oregon, Oct. 26...Caught four passes for 94 yards, including a 34-yard TD, and returned two punts for 15 yards at UCLA, Nov. 23...Had three receptions for 74 yards, including a 65-yard pass, in Orange Bowl vs. Iowa, 1/2/03. **2001** – Appeared in 12 games, starting 10 at split end, and posted 49 catches for 801 yards (16.3 avg.) and three touchdowns...Added six rushing attempts for 38 yards (6.3 avg.) and returned eight punts for 51 yards (6.4 avg.)...Gained 75 yards on seven catches vs. Kansas State, Sept. 8...Scored a career-long 93-yard touchdown and made four catches for 165 yards at Oregon, Sept. 22...Caught three passes for 93 yards and a 58-yard score at Washington, Oct. 6...Totaled 127 yards on five catches vs. Arizona State, Oct. 13...Ran two reverses for 23 yards and had four receptions for 88 yards and a five-yard touchdown at California, Nov. 10. **2000** – Started nine of 11 contests for the Trojans and had a career-high 55 receptions for 796 yards (14.5 avg.) and four touchdowns...Caught a career-high 10 passes for 145 yards vs. Colorado, Sept. 9...Had seven catches for 106 yards and a 61-yard touchdown vs. San Jose State, Sept. 23...Caught seven passes for 114 yards and a 34-yard score vs. Washington State, Nov. 11...Totaled 91 yards on six catches, including a 39-yard touchdown at UCLA, Nov. 18...Gained 91 yards with a 59-yard score on four receptions vs. Notre Dame, Nov. 25.


1999 – Enjoyed a sensational freshman year as he was a freshman All-American second-team choice by The Sporting News and was selected as Pac-10 Freshman of the Year...Played in all 12 games, starting two at split end...Set conference and school freshman season-records with 54 receptions for 902 yards (16.7 avg.), including four touchdowns...Had four catches for 104 yards at Hawaii, Sept. 4...Gained 98 yards on nine catches, including a 13-yard score vs. San Diego State, Sept. 18...Caught six passes for 100 yards at Arizona, Oct. 9...Had eight receptions for 129 yards vs. Stanford, Oct. 23...Hauled in nine passes for 170 yards and a 72-yard TD, Oct. 30.

PERSONAL – Majored in sociology at Southern California...Attended Long Beach (Cal.) Poly HS, where he was named to several national and regional all-star teams...As a senior in 1998, he had 50 receptions for 1,096 yards (21.9 avg.) and 17 TDs...Also sparkled on Long Beach Poly's track team, where as junior, he was the 1998 state 200-meter champion by running the distance in a meet-record 20.76 seconds and a member of the state winning 400-meter relay squad...He was the 1999 state champion in the 100 (10.47) and 200 (20.76) and ran a leg on the state meet record-setting 400-meter relay squad (40.33)...Also excelled on Southern California's track team in 2000-2001...His cousin Rashard Cook, played safety for the Philadelphia Eagles from 1999-2002...Born April 1, 1981 in Los Angeles, Calif.

i kareemkelly

YEAR	GP	GS	NO	YARDS	AVG	TD	LONG	R/G	GM/AVG
1999	12	02	54	902	16.7	4	72	4.50	75.17
2000	11	08	55	796	14.5	4	61	5.00	72.36
2001	12	10	49	801	16.3	3	93	4.08	66.75
2002	13	11	46	605	13.2	4	65	3.54	46.54
TOTAL	48	31	204	3104	15.2	15	93	4.25	64.67

RUSHING STATISTICS					PUNT RETURNS				
YEAR	NO	YARDS	AVG	TD	LONG	NO	YARDS	AVG	TD
1999	2	17	8.5	0	11	5	14	2.8	0
2000	5	8	1.6	0	12	6	22	3.7	0
2001	6	38	6.3	0	17	8	51	6.4	0
2002	1	1	1.0	0	1	11	76	6.9	0
TOTAL	14	64	4.6	0	17	30	163	5.4	0



Talman GARDNER 15

HEIGHT: 6-1 WEIGHT: 205

WR

COLLEGE: Florida State

DRAFTED: 7th Round (231st overall)

BIRTHDATE: 3/10/80

COLLEGE CAREER – Rangy, physical wide receiver with speed expected to make a strong push for a roster spot...The selection of Gardner marked the seventh time in club history that a player was chosen from Florida State, as he joins FSU teammate Montrae Holland as former Seminoles players picked by New Orleans in 2003...Has a lean, muscular build, with very good speed and natural hands...Possesses the top-end speed to get deep and separate from defenders after the catch...Despite not being inserted into the starting lineup until his senior season, Gardner finished his college career with 90 catches for 1,595 yards and ranks 10th on the school's all-time list with 19 touchdowns...Also returned 28 kicks for 608 yards.

! rookie notes



New Orleans native posted 38 receptions for 625 yards (16.4 avg.) and eight touchdowns as a senior at Florida State.

Earned Parade All-American honors and was a second team All-USA selection by USA Today at McDonough (New Orleans, La.) HS

Seventh player selected by the Saints all-time from FSU joins Montrae Holland as the second Seminoles player picked by New Orleans in 2003.

Gardner is the 58th wide receiver chosen by New Orleans all-time.

2002 – Started all 14 games and recorded 38 receptions for 625 yards and eight touchdowns...Also returned 12 kickoffs for 261 yards...Caught four passes for 109 yards and a 56-yard touchdown at Maryland, Sept. 14...Had eight receptions for a season-high 130 yards at Louisville, Sept. 26...Posted six catches for 94 yards and a 19-yard touchdown at Wake Forest, Nov. 2...Caught six passes for 96 yards and a 20-yard score vs. North Carolina, Nov. 16...Gained 62 yards on three catches vs. Florida, Nov. 30.

2001 – Appeared in 11 games and ranked second on the team with 33 receptions for 64 yards, while his 11 touchdowns ranked as the fifth-highest single-season total in club history...Made four catches for 61 yards and a TD vs. UAB, Sept. 8...Had a 29-yard touchdown reception at North Carolina, Sept. 22...Made five catches for 85 yards and a four-yard touchdown vs. Wake Forest, Sept. 29...Had three receptions for 92 yards and a 57-yard touchdown vs. Miami, Oct. 13...Scored three touchdown passes as he had six catches for 140 yards vs. Maryland, Oct. 27...Caught six passes for 115 yards and two scores at Clemson, Nov. 3...Gained 76 yards on four catches with two touchdowns vs. North Carolina State, Nov. 10.

2000 – Played in 11 games, catching 12 passes for 198 yards and returning eight kickoffs for 175 yards...Had a 52-yard reception vs. Virginia, Oct. 21.

1999 – Played in 11 games, making seven catches for 123 yards and eight kickoff returns for 172 yards.

1998 – Redshirt freshman.

15 Talman GARDNER WR (cont.)

PERSONAL – Earned Parade All-American honors and was a second team All-USA selection by USA Today at McDonough (New Orleans) HS...Caught 47 passes for 944 yards (20.1-yard avg.) and 13 touchdowns as a senior...In track, was the state champion in the 200 meter as a junior and a senior and the runner-up in the 100-meter...Born March 10, 1980 in New Orleans.

i talmangardner



YEAR	GP	GS	NO	YARDS	AVG	TD	LONG	R/G	GM/AVG
1999	11	00	7	123	17.6	0	33	0.64	11.18
2000	11	00	12	198	16.5	0	52	1.09	18.00
2001	11	00	33	649	19.7	11	57	3.00	59.00
2002	14	14	38	625	16.4	8	56	2.71	44.64
TOTAL	47	14	90	1595	17.7	19	57	1.91	33.94

YEAR	NO	KICKOFF RETURNS				RUSHING STATISTICS				
		YARDS	AVG	TD	LONG	NO	YARDS	AVG	TD	LONG
1999	8	172	21.5	0	30	2	23	11.5	0	22
2000	8	175	21.9	0	29	2	24	12.0	0	29
2001						2	-8	-4.0	0	0
2002	12	261	21.8	0	50	1	0	0.0	0	0
TOTAL	28	608	21.7	0	50	7	39	5.6	0	29

99 Kenderick Allen, DT, Louisiana State (6-6, 318)

Signed by the Saints, May 2...Played both defensive end and tackle at LSU...Had 93 tackles, three sacks, one fumble recovery, an interception and four passes defended during his career...As a senior, started nine of 12 games at defensive tackle had 23 tackles and two passes defended...As a junior in 2001, played in nine games, starting the first five at defensive end and recorded 17 tackles, an interception and a pass defended...In 1999 received a medical redshirt due to shoulder injury...Prepped at Bogalusa (La.) HS, where he was a member of USA Today All-USA second team...Major in kinesiology...Born Sept. 14, 1978 in Bogalusa, La.

69 P.J. Alexander, T, Syracuse (6-4, 297)

Signed to the active roster, 1/10/03...Signed to practice squad, 9/2/02...Waived, 9/2/02...Agreed to terms with New Orleans, 4/23/02...Spent the 2002 season polishing his blocking skills on the Saints practice squad...Played four years at Syracuse, moving to left tackle from center in 2000...Started 23 games at left tackle over his final two years with the Orangemen...As a senior in 2001, Alexander was a team captain and received second team All-Big East honors, as well as being named a Big East All-Academic team selection...In his first year as a starter in 2000, also was a Big East All-Academic team selection...Attended Lincoln (Tallahassee, Fla.) HS, where he was a team captain...Received degree in information studies...Full name: Patrick James Alexander...Born Dec. 23, 1978 in Springfield, Mass.

79 Jovon Bush, DT, Clemson (6-4, 300)

Signed by the Saints, 1/10/03...Waived by the Jacksonville Jaguars, 8/25/02...Originally signed by Jacksonville as an undrafted free agent 4/21/02...Spent 2002 training camp with the Jaguars...Four-year letterman

played in 39 games at defensive tackle at Clemson...Started every game as a senior in 2001, recording 66 tackles with 15 QB pressures, six tackles for a loss and a sack...Played in all 12 games as a junior in 2000, making 20 tackles and a tackle for loss...Major in sports management...Attended Jasper (Hardeeville, SC) HS...Had 72 tackles as a senior and 17 sacks as a junior...Also played basketball and track...Born April 27, 1979 in Beaufort, S.C.

23 Shawn Byrdson, DB, Mississippi State (5-10, 188)

Signed with New Orleans, 2/6/03...Released by Baltimore, 9/23/02...Originally signed by the Ravens as an undrafted free agent, 4/26/02...Was a member of the active roster for Baltimore's first three games of 2002...During the preseason in 2002, he posted six tackles, a pass defended and two special teams tackles for the Ravens...Played in all 48 games of his Mississippi State career, starting 14 contests at strong safety...Had 66 tackles as a senior, posting three sacks, two forced fumbles, five pass defenses and an interception...Major in industrial technology...Full name: Roderick Shawn Byrdson...Born Oct. 2, 1979 in Longview, Texas.

39 Lynaris Elpheage, CB, Tulane (5-9, 179)

Signed with the Saints, May 2...Played three seasons at Tulane, where he enjoyed a sensational junior season as he became the first player in NCAA history to score touchdowns by interception return, fumble return, kickoff return and punt return...Added 171 tackles and 14 interceptions and 56 passes defended in his career...As a junior in 2002, had 68 tackles, eight interceptions, 28 passes defended and was named a Conference USA first-team selection...Prepped at quarterback and return specialist for Carver (New Orleans, La.) HS...Born Oct. 8, 1982 in New Orleans, La.

5 Chris Finlen, QB, Northern Illinois (6-3, 200)

Signed with the Saints, 1/28/03...Allocated to Barcelona Dragons of NFL Europe, 2/4/03...Spent 2002 as a player personnel intern with the Chicago Bears...Started 36 of 41 career games for Northern Illinois from 1998-2001, producing a school-record 6,788 yards of total offense...In his collegiate career, completed 502-of-910 passes for 6,551 yards and 42 TDs...As a senior, Finlen completed 166-of-331 passes for 2,036 yards, with 14 TDs and nine interceptions...Prepped at Rockton Hononegah (Ill.) HS...All-Area as a senior on 12-1 Class 5A playoff semifinalist...Major in education at NIU...Born May 19, 1979.

42 Spencer Frederick, FB, Montana (6-2, 250)

Signed by the Saints, May 2...Played for Montana from 1998-2001, redshirting in 1997...Spent 2002 rehabilitating a knee injury suffered as a senior...Posted an outstanding senior year with 31 receptions for 289 yards and three TDs and was named a first team All-Big Sky selection...Played defensive tackle his freshman year at Montana...Prepped at Scobey (Mont.) HS, where he was all-state and all-conference as a linebacker and tight end...Received a degree in business administration...Full name: Spencer Len Frederick...Born April 28, 1979 in Gresham, Ore.

12 Terrell Harris, WR, Tulane (5-11, 191)

Signed by the Saints, 2/7/03...Waived by the Carolina Panthers, 8/28/02...Signed by Carolina, 4/29/02...Spent 2002 training camp competing for spot at Carolina...A three-year starter who stands fifth all-time at Tulane with 166 catches...As a senior in 2001, Harris was a second team All-CUSA choice after he tallied 53 catches for 623 yards and three touchdowns...Posted 64 receptions for 694 yards as a junior (2000), 47 catches for 286 yards and three touchdowns as a

sophomore and two grabs for 28 yards as a true freshman (1998)...A graduate of Archbishop Shaw (Marrero, La.) HS...Major in computer information systems...Full name: Terrell La'Sean Harris...Born April 3, 1980.

48 Zachary Hilton, TE, North Carolina (6-8, 262)

Signed by the Saints, May 2...Played four years at North Carolina, serving as starting tight end the past two seasons...During his career, the final two of which he saw action on offense, he had 31 receptions for 346 yards and three TDs...As a senior in 2002 was named team's Most Improved Player as he made 19 receptions for 258 yards and a touchdown...Attended Good Counsel (Wheaton, Md.) HS...Graduated from UNC with a degree in history...Younger brother, Josh is a defensive tackle at Virginia Tech...Full name: Zachary Thomas Hilton...Born July 2, 1980 in Washington, D.C.

13 Marquis Horn, Florida State (5-11, 158)

Signed by the Saints, May 2...Returns to the gridiron after attending Florida State on a track scholarship, where he ran the 100 and 200 meter events in the 2001-2002 seasons...Transferred to Florida State from Long Beach City College where he played wide receiver and ran track...Born Nov. 9, 1978 in Long Beach, Calif.

49 Mario Jackson, Central Florida (6-3, 250)

Signed by the Saints, May 2...Played four years the University of Central Florida and grabbed 23 passes for 294 yards and a touchdown...As a senior in 2002, Jackson appeared in 10 games, starting 10 and posted seven receptions for 77 yards and a TD...Prepped at Palatka (Fla.) HS where he earned All-State honors as a senior, catching seven passes for 121 yards and posting 32 tackles as a linebacker...Major in health

services administration...Full name: Mario Trashard Jackson...Born Oct. 21, 1980 in Quincy, Fla.

6 Luke Manget, K, Georgia Tech (5-9, 176)

Signed by the Saints, May 2...Manget, a three-time All-ACC kicker and Georgia Tech's all-time leading scorer with 322 points, was one of the most consistent kickers in the country over the past four seasons...Finished career as the third leading scorer in ACC history...As a senior in 2002, was named second team All-ACC, hitting 12-of-17 field goals and was 29-of-29 PAT for 65 points...Was a Parade Magazine prep All-America at Rockdale County (Ga.)...Graduated from Georgia Tech with a degree in history, technology and society...Full name: Thomas Luke Manget...Born March 27, 1981 in Decatur, Ga.

7 Mark Mariscal, P, Colorado (6-2, 200)

Signed by the Saints, May 2...The recipient of the 2002 Ray Guy Award, given to the nation's top punter...Punted 105 times for 4,877 yards (46.4 avg.) in his career with 42 punts downed inside the 20...Also made 25 of 27 PATS and 7 of 18 field goals...As a senior in 2002, led the nation with 67 punts for 3,186 yards (47.6 avg.)...Prepped at Lincoln (Tallahassee, Fla.) HS where he served as both punter and kicker...Graduated from Colorado with a degree in economics...Full name: Mark Joseph Mariscal...Born Sept. 10, 1979 in Tallahassee, Fla.

73 Kory Mossoni, LB, Colorado (6-3, 225)

Signed by the Saints, May 2...In four seasons at Colorado, where he played both linebacker and safety, Mossoni recorded 139 tackles, six sacks for minus-47 yards, a fumble recovery, a forced fumble, six passes defended and two interceptions...As a senior in 2002, Mossoni earned honorable mention All-Big 12 honors

as he played both linebacker and strong safety in 14 games, starting 12 and posting 83 tackles, four sacks for minus-34 yards, a fumble recovery, two passes defended and two interceptions...Prepped at Broomfield (Col.) HS...Majored in chemical engineering at Colorado, where he was a first-team Academic All-Big 12 selection in...Born July 1, 1980 in Boulder, Colo.

77 Abdul-Salaam Noah, DT, San Jose State (6-4, 280)

Added to the active roster, 1/2/03...Signed to the practice squad, 10/28/02...Waived by the Saints near the end of training camp, 8/26/02...Agreed to terms with the Saints, 4/23/02...Played for the San Francisco Demons of the XFL in 2001...Was a three-year starter at San Jose State...As a senior in 1999, recorded 44 tackles (19 solo), including 10 tackles for a loss, three sacks and a fumble recovery...His tackle total led all SJSU defensive linemen...Was an All-League selection at Dorsey (Los Angeles, Calif.) HS and a Scholar-Athlete award winner...Became interested in organized football after he saw how much fun his high school band was having. He first had to convince his father he could maintain his grades while playing the sport...Received his undergraduate degree in criminal justice in August 2001...Born Sept. 19, 1978 in Los Angeles, Calif.

66 Scot Osborne, OT, William & Mary (6-5, 310)

Signed by the Saints, 6/19/03...Returned for his second tour in NFL Europe in 2003 with the Rhein Fire...Saw limited action as a reserve at RT in three games...Released by Buffalo, 6/26/02...Signed with Bills, 11/21/01, and was inactive for last seven games...Released from Seattle, 9/2/01...Allocated by Seattle to Berlin of NFLE in 2001...Posted 10 receptions for 103 yards and three TDs as a tight end with the Thunder...Signed to Seahawks practice squad, 8/28/00...Participated in training camp as fullback

with Seattle in 2000 and was released, 8/27/00...Was a TE in college at William & Mary...Attended A.C. Reynolds (Asheville, N.C.) High...Lettered three times in football and earned letters in basketball and track...Full name: Scot Michael Osborne...Born Oct. 30, 1977 in Asheville, N.C.

60 Melvin Paige, G, South Carolina (6-5, 315)

Agreed to terms with the Saints, 2/6/03, and was allocated to the Barcelona Dragons in NFL Europe...Waived by Washington, 9/1/02...Signed by Redskins, 4/24/02, as an undrafted free agent and spent training camp with Washington...Four-year starter and anchor of South Carolina offensive line from 1998-2001...Started 42 career games and averaged 82.8 blocking grade during career...Named second-team All-SEC, led the Gamecocks with 77 knockdown blocks and helped the offense generate 4,314 yards in 2001 as line allowed a league-low 14 sacks...Plays several musical instruments and was a member of his high school band...Born Oct. 23, 1979, in Dillon, S.C.

75 Jared Peck, T, North Dakota State (6-5, 290)

College tight end has been converted to offensive tackle...Signed by the Saints, 2/7/03...Played 37 games at TE at North Dakota State, recording 52 receptions for 637 yards with seven TDs...As a senior in 2001 had 24 receptions for 268 yards and four TDs...Was a two-year letterman, first-team all conference selection at Bloomington Jefferson (Minn.) HS...Caught 24 passes for 340 yards and six TDs as a senior...All-conference basketball player and two-year letterman...Majored in criminal justice...Born May 6, 1979.

63 Chad Setterstrom, G, Northern Iowa (6-3, 309)

Signed by the Saints, May 2...Four-year letterman who started all of his team's 45 games at right tackle at Northern Iowa since entering the starting lineup as a redshirt

freshman in 1999...As a senior and a junior was an All-Gateway Conference first-team selection as he did not allow a sack in 20 of his last 22 games...A two-year All-State selection at Northfield (Minn.) HS...Graduated with a degree in biology...Full name: Chad Aaron Setterstrom...Born June 13, 1980 in Northfield, Minn.

11 Terrill Shaw, WR, Southern Mississippi (5-11, 185)

Agreed to terms with New Orleans, 6/11/03...Recently ended the 2003 Arena League season playing for the Grand Rapids Rampage, where he was named team MVP...Named Arena Bowl XV MVP, following his record-setting five TD catches...In his senior year at USM he played in 11 games, recording 29 catches for 208 yards and a TD...Also returned 30 punts for 293 yards and a score...Graduated with a degree in business...Born Feb. 4, 1976 in Jackson, Miss.

32 Demetrius Smith, FB, Southwest Mo. State (6-2, 255)

Agreed to terms with the Saints, 1/28/03...Spent time on the Saints practice squad in 2002...Played at Southwest Missouri State in his final two seasons after transferring from Michigan as a sophomore...Was a three-year starter for the Bears at fullback, where he excelled as a blocker...Rushed for 338 yards in three seasons, and was the Bears' primary short-yardage back as a senior in 2001 when he scored 10 TDs...Senior season included a three-TD game at Southern Illinois as he scored 20 of the Bears' 22 second-half points in a 25-24 comeback win...Played in 10 games as a freshman at Michigan in 1997 and redshirted as a sophomore...Prepped at H.L. Richards (Oaklawn, Ill.) HS where he won all-conference honors...Majored in sociology...Full name: Demetrius Antwane Smith...Born Aug. 6, 1979 in Chicago, Ill.

38 Steve Smith, CB, Oregon (6-1, 196)

Claimed by the Saints off of waivers from Jacksonville Jaguars, May 30...Waived by Jacksonville, May 29...Signed to active roster off of practice squad by Jacksonville, 12/3/02...Waived by Jacksonville following training camp and signed to practice squad, 9/1/02...Selected by Jacksonville in the seventh round of the 2002 NFL Draft...After spending the first 13 weeks on Jacksonville practice squad, Smith appeared in the final four games of 2002 on defense and special teams, recording a special teams stop...Two-year starter at Oregon, seeing time at both cornerback and safety...Finished career with 99 tackles (79 solo), two sacks and five tackles for loss...Also posted 14 interceptions for 157 yards in returns, recovered a fumble and deflected 55 passes...As a senior in 2001, was All-Pac 10 honorable mention as he started every game at cornerback, recording 44 tackles (35 solo), a sack and three tackles for loss...Graduated in 2002 with a degree in sociology...Prepped at San Pedro (Los Angeles, Calif.) HS...Full name: Steven Michael Smith...Born June 28, 1979 in Torrance, Calif.

70 Terry Wagner, C, Sacramento State (6-2, 290)

Signed by the Saints, 1/10/03...Waived by NY Giants, 8/26/02...Signed by Giants as an undrafted free agent, 4/22/02...Spent 2002 training camp with the Giants prior to being waived...Started a school-record 44 games at center at Sacramento State and was a four-time All-Big Sky selection...Was the leading performer on an offensive line that helped the school average 418.7 total yards per game during his senior year, including 207.9 on the ground...Redshirted as a freshman, then started every game from 1998-2001...A 1997 graduate of Del Campo (Fair Oaks, Calif.) HS...Saw time at both tackle and defensive end...Named first team All-Capital Athletic League at tackle as a senior...A member of

the California Scholarship Federation, he graduated from Del Campo with a 3.6 grade point average.

95 Greg White, DE, Minnesota, (6-3, 268)

Signed by the Saints, 2/10/03...Released from Tampa Bay practice squad, 9/19/02...Signed to Tampa Bay practice squad, 9/4/02...Signed to a three-year contract by Houston, 6/27/02...Selected by Houston in the seventh round (220th overall) in the 2002 NFL Draft...As a member of the Texans in 2002 preseason, had four sacks at New Orleans, Aug. 10...Lined up as both a defensive end and outside linebacker for Minnesota...Posted 132 tackles and 11 sacks over three seasons...Majored in youth studies...All-America selection as a senior at Malcolm X. Shabazz (Newark, N.J.) HS...Posted 125 tackles that season for the Bulldogs...Two-time All-State selection...Also lettered in wrestling and basketball...Born July 25, 1979 in Newark, N.J.

24 Walter Williams, RB, Grambling (6-0, 210)

Signed to active roster, 1/10/03...Waived by New England, 8/13/02...Placed on reserve/injured by New England, 9/2/01...Signed by New England as an undrafted free agent, 4/27/01...Spent 2001 on New England's injured reserve list...Posted 1,033 total yards during 1999 at Grambling...Finished third on the team in three categories: rushing (158 yards), receiving (678 yards) and scoring (42 points)...Caught 29 passes for 678 yards (23.4 avg.) and six TDs...Also returned 10 kickoffs for 197 yards (19.7 avg.)...Won four district track championships while at Brusly (La.) HS...A member of state football and track championship teams in 1995 and was an accomplished baseball player...Majored in therapeutic recreation...Walter and his wife, Raina, have two sons, Bryce and Walter Jr., and a daughter, Caitlyn...Born Sept. 8, 1977.

2003 ALPHABETICAL ROSTER

No.	Name	Pos.	Ht.	Wt.	Born	Exp.	College	H.S. Hometown
69	ALEXANDER, P.J.	T	6-4	297	12/23/78	1	Syracuse	Tallahassee, Fla.
50	ALLEN, James	LB	6-2	240	11/11/79	2	Oregon State	Portland, Ore.
99	ALLEN, Kenderick	DT	6-6	318	9/14/78	R	Louisiana State	Bogalusa, La.
33	AMBROSE, Ashley	CB	5-11	190	9/17/70	12	Mississippi Valley State	New Orleans, La.
31	BANKS, Tavian	RB	5-10	208	2/17/74	3	Iowa	Bettendorf, Iowa.
20	BELLAMY, Jay	S	5-11	200	7/8/72	10	Rutgers	Aberdeen, N.J.
65	BENTLEY, LeCharles	G/C	6-2	299	11/7/79	2	Ohio State	Cleveland, Ohio
17	BERGER, Mitch	P	6-4	220	6/24/72	9	Colorado	Karnloops, B.C.
4	BOUMAN, Todd	QB	6-2	229	8/1/72	6	St. Cloud State	Ruthlon, Minn.
2	BROOKS, Aaron	QB	6-4	205	3/24/76	5	Virginia	Newport News, Va.
35	BROWN, Fakhir	CB	5-11	192	9/21/77	4	Grambling	Mansfield, La.
79	BUSH, Jovon	DT	6-4	300	4/27/79	1	Clemson	Hardeeville, S.C.
23	BYRDSOON, Shawn	DB	5-10	188	10/2/79	1	Mississippi State	Longview, Texas
3	CARNEY, John	K	5-11	180	4/20/64	14	Notre Dame	West Palm Beach, Fla.
55	CARROLL, Travis	LB	6-4	240	10/26/78	2	Florida	Jacksonville, Fla.
21	CARTER, Dale	CB	6-1	194	11/28/69	11	Tennessee	Covington, Ga.
92	CHASE, Martin	DT	6-2	310	12/19/74	6	Oklahoma	Lawton, Okla.
65	CONWELL, Ernie	TE	6-2	265	8/17/72	8	Washington	Kent, Wash.
29	CRAVER, Keyuo	CB	5-10	195	8/22/80	2	Nebraska	Harleton, Texas
29	ELPHEAGE, Lynaris	CB	5-9	170	4/8/82	R	Tulane	New Orleans, La.
27	FENDERSON, James	RB	5-9	200	10/24/76	2	Hawaii	Oahu, Hawaii
5	FINLEN, Chris	QB	6-3	200	5/19/79	1	Northern Illinois	Roscoe, Ill.
71	FOLAU, Spencer	T	6-5	315	4/5/73	7	Idaho	Redwood City, Calif.
62	FONTENOT, Jerry	C	6-3	300	11/21/66	15	Texas A&M	Lafayette, La.
42	FREDERICK, Spencer	TE	6-2	250	4/28/79	R	Montana	Skobey, Mont.
72	GANDY, Wayne	T	6-4	308	2/10/71	9	Auburn	Haines City, Fla.
15	GARDNER, Talman	WR	6-1	205	3/10/80	R	Florida State	New Orleans, La.
37	GLEASON, Steve	S	5-11	215	3/19/77	3	Washington State	Gonzaga, Calif.
34	GRANT, Charles	DE	6-3	282	9/3/78	2	Georgia	Colquitt, Ga.
58	GRANT, Cie	LB	6-0	228	11/27/79	R	Ohio State	New Philadelphia, Ohio
30	HALL, Corey	S	6-4	203	1/17/79	2	Appalachian State	Athens, Ga.
12	HARRIS, Terrell	WR	5-10	197	4/3/80	1	Tulane	Marrero, La.
36	HAWTHORNE, Michael	CB	6-3	200	1/26/77	4	Purdue	Sarasota, Fla.
48	HILTON, Zachary	TE	6-8	262	7/2/80	R	North Carolina	Silver Springs, Md.
52	HODGE, Sedrick	LB	6-4	244	9/13/78	3	North Carolina	Atlanta, Ga.
57	HOLDEN, Curtis	LB	6-2	232	3/17/79	3	Washington State	San Francisco, Calif.
61	HOLLAND, Montrae	G	6-2	333	5/21/80	R	Florida State	Ore City, Texas
67	HORN, Joe	WR	6-1	206	1/16/72	8	Itawamba (Miss.) JC	Fayetteville, N.C.
13	HORN, Marquis	WR	5-11	158	11/9/78	R	Florida State	Long Beach, Calif.
47	HOUSER, Kevin	LS	6-2	250	8/23/77	4	Ohio State	Westlake, Ohio
83	HOWARD, Darren	DE	6-3	281	11/19/76	4	Kansas State	St. Petersburg, Fla.
91	JACKSON, Grady	DT	6-2	330	1/21/73	7	Knoxville	Greensboro, Ala.
49	JACKSON, Mario	TE	6-3	250	10/21/80	R	Central Florida	Palatka, Fla.
64	JACOX, Kendyl	C/G	6-2	330	6/10/75	6	Kansas State	Dallas, Texas
59	JONES, J.J.	LB	6-1	230	6/7/78	2	Arkansas	Magnolia, Ark.
34	JONES, Tebucky	S	6-2	218	10/6/74	6	Syracuse	New Britain, Conn.
28	KEATON, Curtis	RB	5-10	222	10/18/76	4	James Madison	Columbus, Ohio
16	KELLY, Kareem	WR	6-0	186	4/1/81	R	Southern California	Long Beach, Calif.
53	KNIGHT, Roger	LB	6-0	245	10/11/78	2	Wisconsin	Brooklyn, N.Y.
89	LEWIS, Derrick	WR	6-2	185	10/30/75	1	San Diego State	New Orleans, La.

FOR MORE INFO LOG ON TO

www.neworleanssaints.com

2003 ALPHABETICAL ROSTER

2003 NUMERICAL ROSTER

84	LEWIS, Michael	WR	5-8	165	11/14/71	3	None	New Orleans, La.
6	MANGET, Luke	K	5-9	176	3/27/81	R	Georgia Tech	Conyers, Ga.
7	MARISCAL, Mark	P	6-2	200	9/10/79	R	Colorado	Tallahassee, Fla.
25	McAFEE, Fred	RB	5-10	193	6/20/68	12	Mississippi College	Philadelphia, Miss.
26	McALLISTER, Deuce	RB	6-1	221	12/27/78	3	Mississippi	Lena, Miss.
40	MITCHELL, Mel	S	6-1	220	2/10/79	2	Western Kentucky	Rockledge, Fla.
73	MOSSONI, Kory	LB	6-3	225	7/1/80	R	Colorado	Broomfield, Colo.
77	NOAH, Abdul-Salam	DT	6-4	280	9/19/78	1	San Jose State	Los Angeles, Calif.
66	OSBORNE, Scot	T	6-5	310	10/30/77	2	William & Mary	Asheville, N.C.
14	O'SULLIVAN, J.T.	QB	6-2	220	8/25/79	2	Cal-Davis	Carmichael, Calif.
60	PAIGE, Melvin	G	6-5	315	10/23/79	1	South Carolina	Dillon, S.C.
80	PATHON, Jerome	WR	6-0	182	12/16/75	6	Washington	North Vancouver, B.C.
75	PECK, Jared	T	6-4	275	5/6/79	1	North Dakota State	Bloomington, Minn.
86	RASBY, Walter	TE	6-3	252	9/7/72	10	Wake Forest	Charlotte, N.C.
68	RILEY, Victor	T	6-5	328	11/4/74	6	Auburn	Swansea, S.C.
51	RODGERS, Derrick	LB	6-0	230	10/14/71	7	Arizona State	New Orleans, La.
56	RUFF, Orlando	LB	6-3	250	9/28/76	5	Furman	Winnsboro, S.C.
74	SANDERSON, Scott	T	6-6	295	7/25/74	7	Washington State	Concord, Calif.
76	SCHLECHT, John	DT	6-0	295	5/23/78	2	Minnesota	St. Paul, Minn.
63	SETTERSTROM, Chad	G	6-3	309	6/13/80	R	Northern Iowa	Northfield, Minn.
11	SHAW, Terrill	WR	5-11	185	2/4/76	1	Southern Mississippi	Jackson, Miss.
88	SLOAN, David	TE	6-6	260	6/8/72	9	New Mexico	Tollhouse, Calif.
54	SMITH, Darrin	LB	6-1	236	4/15/70	11	Miami (Fla.)	Miami, Fla.
32	SMITH, Demetrius	FB	6-2	255	8/6/79	1	SW Missouri State	Oaklawn, Ill.
90	SMITH, Kenny	DT/DE	6-4	295	9/8/77	3	Alabama	Meridian, Miss.
38	SMITH, Steve	CB	6-1	196	6/28/79	1	Oregon	Palos Verdes, Calif.
44	SMITH, Terrelle	FB	6-0	246	3/12/78	4	Arizona State	Moreno Valley, Calif.
83	STALLWORTH, Donte'	WR	6-0	197	11/10/80	2	Tennessee	Sacramento, Calif.
78	STINCHCOMB, Jon	T	6-5	302	8/27/79	R	Georgia	Lilburn, Ga.
97	SULLIVAN, Johnathan	DT	6-3	313	1/21/81	R	Georgia	Griffin, Ga.
22	THOMAS, Fred	CB	5-9	184	9/11/73	8	Tennessee-Martin	Bruce, Miss.
70	WAGNER, Terence	C	6-2	290	5/26/79	1	Sacramento State	Carmichael, Calif.
95	WHITE, Greg	DE	6-3	268	7/25/79	1	Minnesota	Newark, N.J.
98	WHITEHEAD, Willie	DE	6-3	285	1/26/73	5	Auburn	Tuskegee, Ala.
82	WILLIAMS, Boo	TE	6-4	245	6/22/79	3	Arkansas	Tallahassee, Fla.
96	WILLIAMS, Melvin	DE	6-2	269	2/2/79	R	Kansas State	St. Louis, Mo.
24	WILLIAMS, Walt	FB	6-0	210	9/8/77	1	Grambling	Baton Rouge, La.

Roster as of 06/19/03

HEAD COACH: JIM HASLETT (Fourth season). Coordinators: Mike McCarthy (Offensive), Rick Venturi (Defensive). Assistants: Hubbard Alexander (Wide Receivers), Dave Atkins (Running Backs), Joe Baker (Secondary), Greg Brown (Secondary/Cornerbacks), Sam Clancy (Defensive Line), Al Everest (Special Teams), Rock Gullickson (Strength and Conditioning), John "Jack" Henry (Offensive Line), Ty Knott (Defensive Assistant/Quality Control), Danny Langsdorf (Assistant Wide Receivers), John Misciagna (Offensive Assistant/Quality Control), Winston Moss (Linebackers), Bob Palcio (Tight Ends), Jerry Palmieri (Asst. Strength and Conditioning), Mike Sheppard (Quarterbacks).

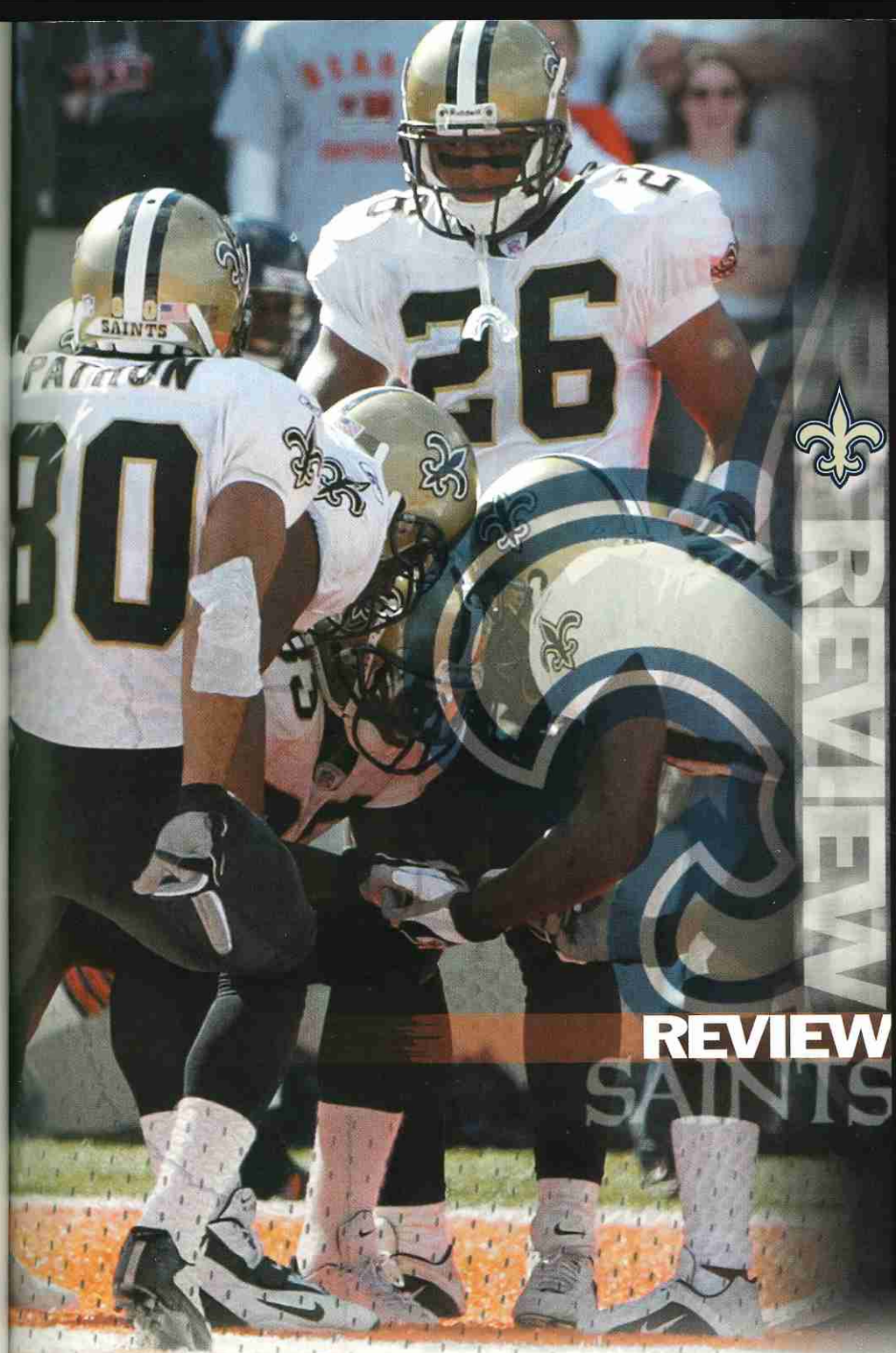
No.	Name	Pos.	Ht.	Wt.	Age	Exp.	College	How Acquired	GP/GS/DNP/IA
2	BROOKS, Aaron	QB	6-4	205	27	5	Virginia	TR-00 (GB)	16/16/0/0
3	CARNEY, John	K	5-11	180	39	14	Notre Dame	UFA-01 (SD)	16/0/0/0
4	BOUMAN, Todd	QB	6-2	229	30	6	St. Cloud State	TR-03 (Min)	1/0/15/0
5	FINLEN, Chris	QB	6-3	200	23	1	Northern Illinois	FA-03	
6	MANGET, Luke	K	5-9	176	22	R	Georgia Tech	FA-03	
7	MARISCAL, Mark	P	6-2	200	23	R	Colorado	FA-03	
11	SHAW, Terrill	WR	5-11	185	27	1	Southern Miss.	FA-03	
12	HARRIS, Terrell	WR	5-10	197	23	1	Tulane	FA-03	
13	HORN, Marquis	WR	5-11	158	24	R	Florida State	FA-03	
14	O'SULLIVAN, J.T.	QB	6-2	220	23	2	Cal-Davis	D6a-02	0/0/0/16
15	GARDNER, Talman	WR	6-1	205	23	R	Florida State	D7-03	
16	KELLY, Kareem	WR	6-0	186	22	R	Southern California	D6-03	
17	BERGER, Mitch	P	6-4	220	30	9	Colorado	UFA-03 (StL)	16/0/0/0
20	BELLAMY, Jay	S	5-11	200	30	10	Rutgers	UFA-01 (Sea)	16/16/0/0
21	CARTER, Dale	CB	6-1	194	32	11	Tennessee	UFA-02 (Min)	7/0/7/1
22	THOMAS, Fred	CB	5-9	184	29	8	Tennessee-Martin	UFA-00 (Sea)	15/14/0/1
23	BYRDSONG, Shawn	DB	5-10	188	23	1	Mississippi State	FA-03	
24	WILLIAMS, Walt	RB	6-0	210	25	1	Grambling	FA-03	
25	McAFEE, Fred	RB	5-10	193	34	12	Mississippi College	UFA-00 (TB)	11/0/0/5
26	McALLISTER, Deuce	RB	6-1	221	24	3	Mississippi	D1-01	15/15/1/0
27	FENDERSON, James	RB	5-9	200	26	2	Hawaii	FA-01	16/1/0/0
28	KEATON, Curtis	RB	5-10	222	26	4	James Madison	TR-02 (Cin)	6/0/1/9
29	CRAYER, Keyue	CB	5-10	195	22	2	Nebraska	D4-02	10/1/0/6
30	HALL, Corey	S	6-4	203	24	2	Appalachian State	FA-03	
31	BANKS, Tavian	RB	5-10	208	29	3	Iowa	FA-03	
32	SMITH, Demetrius	FB	6-2	255	23	1	SW Missouri State	FA-03	
33	AMBROSE, Ashley	CB	5-11	190	32	12	Miss. Valley State	UFA-03 (Atl)	16/16/0/0
34	JONES, Tebucky	S	6-2	218	28	6	Syracuse	TR-03 (NE)	14/12/0/0
35	BROWN, Fakhir	CB	5-11	192	25	4	Grambling	FA-02	12/0/0/3
36	HAWTHORNE, Michael	CB	6-3	200	26	4	Purdue	D6b-00	6/4/0/8
37	GLEASON, Steve	S	5-11	215	26	3	Washington State	FA-01	14/0/0/2
38	SMITH, Steve	CB	6-1	196	23	1	Oregon	WAI-03 (Jax)	4/0/0/0
39	ELPHEAGE, Lynaris	CB	5-9	170	21	R	Tulane	FA-03	
40	MITCHELL, Mel	S	6-1	220	24	2	Western Kentucky	D5-02	16/0/0/0
42	FREDERICK, Spencer	FB	6-2	250	24	R	Montana	FA-03	
44	SMITH, Terrelle	FB	6-0	246	24	4	Arizona State	D4-00	16/8/0/0
47	HOUSER, Kevin	LS	6-2	250	25	4	Ohio State	D7-00	16/0/0/0
48	HILTON, Zachary	TE	6-8	262	22	R	North Carolina	FA-03	
49	JACKSON, Mario	TE	6-3	250	22	R	Central Florida	FA-03	
50	ALLEN, James	LB	6-2	240	23	2	Oregon State	D3-02	14/1/0/2
51	RODGERS, Derrick	LB	6-0	230	31	7	Arizona State	TR-03 (Mia)	16/15/0/0
52	HODGE, Sedrick	LB	6-4	244	24	3	North Carolina	D3a-01	16/16/0/0
53	KNIGHT, Roger	LB	6-0	245	24	2	Wisconsin	FA-01	16/0/0/0
54	SMITH, Darrin	LB	6-1	236	33	11	Miami (Fla.)	FA-00	15/15/0/1
55	CARROLL, Travis	LB	6-4	240	24	2	Florida	FA-02	6/0/0/10
56	RUFF, Orlando	LB	6-3	250	26	5	Furman	UFA-03 (SD)	16/0/0/0
57	HOLDEN, Curtis	LB	6-2	232	24	3	Washington State	FA-01	
58	GRANT, Cie	LB	6-0	228	23	R	Ohio State	D3-03	
59	JONES, J.J.	LB	6-1	230	25	2	Arkansas	FA-02	13/0/0/0
60	PAIGE, Melvin	G	6-5	315	23	1	South Carolina	FA-03	

FOR MORE INFO LOG ON TO

www.neworleanssaints.com

2003 NUMERICAL ROSTER

61	HOLLAND, Montrae	G	6-2	333	23	R	Florida State	D4-03	
62	FONTELOT, Jerry	C	6-3	300	36	15	Texas A&M	UFA-97 (Chi)	16/16/0/0
63	SETTERSTROM, Chad	G	6-3	309	22	R	Northern Iowa	FA-03	
64	JACOX, Kendyl	C/G	6-2	330	28	6	Kansas State	UFA-02 (SD)	16/16/0/0
65	BENTLEY, LeCharles	G/C	6-2	299	23	2	Ohio State	D2-02	14/14/0/2
66	OSBORNE, Scot	T	6-5	310	25	2	William & Mary	FA-03	
68	RILEY, Victor	T	6-5	328	28	6	Auburn	UFA-02 (KC)	14/2/0/1
69	ALEXANDER, P.J.	T	6-4	297	24	1	Syracuse	FA-03	
70	WAGNER, Terence	C	6-2	290	24	1	Sacramento State	FA-03	
71	FOLAU, Spencer	T	6-5	315	30	7	Idaho	UFA-02 (Mia)	16/16/0/0
72	GANDY, Wayne	T	6-4	308	32	9	Auburn	UFA-03 (Pit)	16/16/0/0
73	MOSSONI, Kory	LB	6-3	225	22	R	Colorado	FA-03	
74	SANDERSON, Scott	T	6-6	295	28	7	Washington State	FA-01	6/0/0/10
75	PECK, Jared	T	6-4	275	24	1	North Dakota State	FA-03	
76	SCHLECHT, John	DT	6-0	295	25	2	Minnesota	FA-03	
77	NOAH, Abdul-Salam	DT	6-4	280	24	1	San Jose State	FA-03	
78	STINCHCOMB, Jon	T	6-5	302	23	R	Georgia	D2-03	
79	BUSH, Jovon	DT	6-4	300	24	1	Clemson	FA-03	
80	PATHON, Jerome	WR	6-0	182	27	6	Washington	UFA-02 (Ind)	14/13/0/2
82	WILLIAMS, Boo	TE	6-4	245	23	3	Arkansas	FA-01	16/3/0/0
83	STALLWORTH, Donte'	WR	6-0	197	22	2	Tennessee	D1a-02	13/7/0/3
84	LEWIS, Michael	WR	5-8	165	31	3	None	FA-01	16/0/0/0
85	CONWELL, Ernie	TE	6-2	265	30	8	Washington	UFA-03 (Stl)	16/10/0/0
86	RASBY, Walter	TE	6-3	252	30	10	Wake Forest	UFA-03 (Was)	13/9/0/0
87	HORN, Joe	WR	6-1	206	31	8	Itawamba (Miss.) JC	UFA-00 (KC)	16/16/0/0
88	SLOAN, David	TE	6-6	260	31	9	New Mexico	UFA-02 (Det)	16/14/0/0
89	LEWIS, Derrick	WR	6-2	185	27	1	San Diego State	FA-02	1/0/1/0
90	SMITH, Kenny	DT/DE	6-4	295	25	3	Alabama	D3b-01	9/1/0/7
91	JACKSON, Grady	DT	6-2	330	30	7	Knoxville	UFA-02 (Oak)	15/15/0/1
92	CHASE, Martin	DT	6-2	310	28	6	Oklahoma	WAI-00 (Bal)	13/1/0/3
93	HOWARD, Darren	DE	6-3	281	25	4	Kansas State	D2-00	16/16/0/0
94	GRANT, Charles	DE	6-3	282	24	2	Georgia	D1b-02	16/6/0/0
95	WHITE, Greg	DE	6-3	268	23	1	Minnesota	FA-03	
96	WILLIAMS, Melvin	DE	6-2	269	24	R	Kansas State	D5-03	
97	SULLIVAN, Johnathan	DT	6-3	313	22	R	Georgia	D1-03	
98	WHITEHEAD, Willie	DE	6-3	285	30	5	Auburn	FA-99	12/10/0/4
99	ALLEN, Kenderick	DT	6-6	318	24	R	Louisiana State	FA-03	



2002 NFL SEASON IN REVIEW

2002 NFL Regular Season Standings

National Football Conference

NFC East

	W	L	T	Pct.	Pts.	OP
Philadelphia Eagles	12	4	0	.750	415	241
New York Giants	10	6	0	.625	320	279
Washington Redskins	7	9	0	.438	307	365
Dallas Cowboys	5	11	0	.313	217	329

NFC North

	W	L	T	Pct.	Pts.	OP
Green Bay Packers	12	4	0	.750	398	328
Minnesota Vikings	6	10	0	.375	390	442
Chicago Bears	4	12	0	.250	281	379
Detroit Lions	3	13	0	.188	306	451

NFC South

	W	L	T	Pct.	Pts.	OP
Tampa Bay Bucs	12	4	0	.750	346	196
Atlanta Falcons	9	6	1	.594	402	314
New Orleans Saints	9	7	0	.563	432	388
Carolina Panthers	7	9	0	.438	258	302

NFC West

	W	L	T	Pct.	Pts.	OP
San Francisco 49ers	10	6	0	.625	367	351
St. Louis Rams	7	9	0	.438	316	369
Seattle Seahawks	7	9	0	.438	355	369
Arizona Cardinals	5	11	0	.313	262	417

American Football Conference

AFC East

	W	L	T	Pct.	Pts.	OP
New York Jets	9	7	0	.563	359	336
New England Patriots	9	7	0	.563	381	346
Miami Dolphins	9	7	0	.563	378	301
Buffalo Bills	8	8	0	.500	379	397

AFC North

	W	L	T	Pct.	Pts.	OP
Pittsburgh Steelers	10	5	1	.656	390	345
Cleveland Browns	9	7	0	.563	344	320
Baltimore Ravens	7	9	0	.438	316	354
Cincinnati Bengals	2	14	0	.125	279	456

AFC South

	W	L	T	Pct.	Pts.	OP
Tennessee Titans	11	5	0	.688	367	324
Indianapolis Colts	10	6	0	.625	349	313
Jacksonville Jaguars	6	10	0	.375	328	315
Houston Texans	4	12	0	.250	213	356

AFC West

	W	L	T	Pct.	Pts.	OP
Oakland Raiders	11	5	0	.688	450	304
Denver Broncos	9	7	0	.563	392	344
San Diego Chargers	8	8	0	.500	333	367
Kansas City Chiefs	8	8	0	.500	467	399

2002 NFL Post Season Results

Wild Card Weekend

Saturday, Jan. 4
 N.Y. Jets 41, Indianapolis 0
 Atlanta 27, Green Bay 7 Sunday, Jan. 5
 Pittsburgh 36, Cleveland 33
 San Francisco 39, N.Y. Giants 38

Divisional Playoffs

Saturday, Jan. 11
 Tennessee 34, Pittsburgh 31 (OT)
 Philadelphia 20, Atlanta 6 Sunday, Jan. 12
 Tampa Bay 31, San Francisco 6
 Oakland 30, N.Y. Jets 10

Conference Championships

Sunday, Jan. 19
 NFC: Tampa Bay 27, Philadelphia 10
 AFC: Oakland 41, Tennessee 24

Super Bowl XXXVII

Sunday, Jan. 26
 Qualcomm Stadium, San Diego, Calif.
 Tampa Bay 48, Oakland 21

AFC-NFC Pro Bowl

Sunday, Feb. 2
 Aloha Stadium, Honolulu, Hawaii
 AFC 45, NFC 20

2002 HONORS & STAT RANKINGS

2002 Honors

PRO BOWL: The Saints had four players selected to the NFL Pro Bowl squad: **WR Joe Horn, RB Deuce McAllister, WR Michael Lewis** as kick returner and special teams ace **RB Fred McAfee**. Horn and McAllister started for the NFC. Horn, picked for the postseason all-star game for the third-straight year, led the Saints with 88 catches for 1,312 yards, while McAllister led the NFC with 1,388 rushing yards. Lewis set an NFL record with 2,432 combined yards of punt and kickoff returns and returned two kickoffs and a punt for a touchdown. McAfee, a 10th-year veteran, was the leader of a special teams unit that was one of the NFL's best in punt and kickoff coverage.

ALL-PRO: Lewis was the lone Saints player selected to the All-Pro team chosen by the Associated Press, and the first from the club to make the team since 2000.

NFL ALUMNI: Former NFL players voted Lewis the NFL Alumni Special Teams Player of the Year. Lewis was honored in a voting process where former players cast ballots for their modern counterparts.

SPORTS ILLUSTRATED: In an unofficial award, the magazine selected Lewis as its All-Pro kick returner and Fred Thomas at cornerback.

2002 Statistical Rankings

OFFENSE

Aaron Brooks

Touchdown Passes - 27 (1st NFC, 2nd NFL)
Passing Yards - 3,572 (4th NFC, 9th NFL)
Third Down Passer Rating - 78.1 (6th NFC)
Third-And-One-Rushing - 83.3 (6th NFC)
Passer Rating - 80.1 (8th NFC)

Joe Horn

Receiving Yards - 1,312 (3rd NFC, 6th NFL)
Third Down Receptions - 26 (3rd NFC, 7th NFL)
Receptions - 88 (5th NFC)
Receiving Touchdowns - 7 (5th NFC)
First Downs - 65 (10th NFC)

Deuce McAllister

Rushing Yards - 1,388 (1st NFC, 6th NFL)
Scoring (non-kickers) - 96 (2nd NFC, 5th NFL)
Yards from Scrimmage - 1,740 (2nd NFC, 9th NFL)
First Downs - 80 (2nd NFC, 10th NFL)

Donte' Stallworth

Receiving Touchdowns - 8 (2nd NFC, 8th NFL)

NFL PLAYER OF THE WEEK AWARDS:

Week 1: RB Fred McAfee, NFC Special Teams Player of the Week. McAfee rushed past blockers in overtime to force Tampa Bay's punter to throw an interception to **LB James Allen** in the end zone for a touchdown, winning the game for the Saints.

Week 6: WR Michael Lewis, NFC Special Teams Player of the Week. Lewis posted 286 return yards, including TDs on a 90-yard kickoff return and an 80-yard punt return. **DE Darren Howard**, NFC Defensive Player of the Week. The defensive end recorded four tackles and a career-high three sacks in the victory at Washington.

Week 7: QB Aaron Brooks, NFC Offensive Player of the Week. Brooks completed 23 of 35 passes for 254 yards and three touchdowns while leading a comeback win over the 49ers. Brooks posted a passer rating of 115.7 in the victory.

Month of October: RB Deuce McAllister, NFC Offensive Player of the Month. McAllister earned the award after a torrid four-game stretch in October. He had four 100-yard games and scored six touchdowns.

Week 10: S Steve Gleason, NFC Special Teams Player of the Week. Gleason blocked a Carolina punt late in the third quarter. His blocked punt was the first for the Saints since 1997.

DEFENSE

Grady Jackson

Fumble Recoveries - 3 (8th NFC)

Sammy Knight

Interceptions - 5 (4th NFC)

Fred Thomas

Interceptions - 5 (4th NFC)

SPECIAL TEAMS

John Carney

FG Accuracy Percentage - .866 (1st NFC, 2nd NFL)
Scoring - 130 (3rd NFC, 3rd NFL)

Toby Gowin

Net Punting Average - 36.9 (6th NFC)
Gross Punting Average - 41.9 (8th NFC)

Michael Lewis

Combined Punt and KO Return Yards - 2,432 (1st NFC, 1st NFL)
Punt Return Yards - 625 (1st NFC, 1st NFL)
Kickoff Return Yards - 1,807 (1st NFC, 1st NFL)
Punt Return Average - 14.2 (2nd NFC, 5th NFL)
Kickoff Return Avg. - 25.8 (4th NFC, 7th NFL)

2002 FINAL STATISTICS

RECORD: 9-7

FINISH: 3rd-NFC SOUTH

Date	W/L	Score	Opponent	Attendance
09/08	W	26-20	at Tampa Bay	65,554
09/15	W	35-20	Green Bay	67,958
09/22	W	29-23	at Chicago	63,216
09/29	L	21-26	at Detroit	60,023
10/06	W	32-29	Pittsburgh	67,734
10/13	W	43-27	at Washington	80,768
10/20	W	35-27	San Francisco	67,903
10/27	L	35-37	Atlanta	67,883
11/03	W	34-24	at Carolina	72,566
11/10	L	17-24	at Atlanta	70,382
11/17	L	15-24	Cleveland	68,295
12/01	W	23-20	Tampa Bay	68,226
12/08	W	37-25	at Baltimore	69,334
12/15	L	31-32	Minnesota	67,851
12/22	L	13-20	at Cincinnati	43,544
12/29	L	6-10	Carolina	66,946

TEAM STATISTICS	N.O.	OPP.
TOTAL FIRST DOWNS	291	327
Rushing	91	108
Passing	169	191
Penalty	31	28
3rd Down: Made/Att.	92/224	87/223
3rd Down: Pct.	41.1	39.0
4th Down: Made/Att.	8/13	12/20
4th Down: Pct.	61.5	60.0
POSSESSION AVG.	28:44	31:16
TOTAL NET YARDS	5205	5796
Avg. Per Game	325.3	362.3
Total Plays	1001	1071
Avg. Per Play	5.2	5.4
NET YARDS RUSHING	1764	1991
Avg. Per Game	110.3	124.4
Total Rushes	426	439
NET YARDS PASSING	3441	3805
Avg. Per Game	215.1	237.8
Sacked/Yards Lost	37/244	39/253
Gross Yards	3685	4058
Att. Completions	538/291	593/343
Completion Pct.	54.1	57.8
Ints Intercepted	15	20
PUNTS/AVERAGE	69/41.4	73/42.7
NET PUNTING AVG.	69/36.7	73/33.3
PENALTIES/YARDS	119/911	110/953
FUMBLES/BALL LOST	29/15	29/15
TOUCHDOWNS	49	45
Rushing	16	18
Passing	27	25
Returns	6	2

Score by Periods	1	2	3	4	OT	TOT
Team	95	109	107	115	6	432
Opponents	67	134	78	109	0	388

SCORING	TD	Ru	Pa	Rt	PAT	FG	S	TP
Carney	0	0	0	0	37/37	31/35	0	130
McAllister	16	13	3	0	0	0	96	
Stallworth	8	0	8	0	0	0	48	

SCORING	TD	Ru	Pa	Rt	PAT	FG	S	TP
Horn	7	0	7	0	0	0	44	
Pathon	4	0	4	0	0	0	24	
M. Lewis	3	0	0	3	0	0	18	
Reed	3	0	0	3	0	0	18	
Brooks	2	2	0	0	0	0	16	
B. Williams	2	0	2	0	0	0	14	
Allen	1	0	0	1	0	0	6	
Craver	1	0	0	1	0	0	6	
Fenderson	1	1	0	0	0	0	6	
Grant	1	0	0	1	0	0	6	
Saints	49	16	27	6	37/37	31/35	0	432
Opponents	45	18	25	2	39/40	23/28	1	388

2-Pt. Conversions: Brooks 2, Horn, B. Williams, Team 4-11, Opponents 4-5

SACKS:					
	Howard	8.0	Grant	7.0	Jackson
SAINTS					
RUSHING	No	Yds	Avg	LG	TD
McAllister	325	1388	4.3	62	13
Brooks	62	253	4.1	21	2
Fenderson	13	65	5.0	17	1
Keaton	12	19	1.6	4	0
M. Lewis	1	15	15.0	15	0
McAfee	1	11	11.0	11	0
T. Smith	5	11	2.2	5	0
Horn	1	2	2.0	2	0
Stallworth	2	2	1.0	4	0
Delhomme	4	-2	-5	6	0
Saints	426	1764	4.1	62	16
Opponents	439	1991	4.5	59	18

Receiving	No.	Yds	Avg	Long	TD
Horn	88	1312	14.9	63	7
McAllister	47	352	7.5	30	3
Pathon	43	523	12.2	64	4
Stallworth	42	594	14.1	57	8
Reed	21	360	17.1	54	3
B. Williams	13	143	11.0	32	2
Sloan	12	127	10.6	29	0
T. Smith	9	30	3.3	10	0
M. Lewis	8	200	25.0	59	0
Fenderson	6	38	6.3	13	0
Hall	2	6	3.0	4	0
Saints	291	3685	12.7	64	27
Opponents	343	4058	11.8	77	25

Interceptions	No.	Yds	Avg	Long	TD
Thomas	5	80	16.0	43	0
S. Knight	5	36	7.2	17	0
Bellamy	3	39	13.0	16	0
D. Smith	2	21	10.5	17	0
Irvin	2	10	5.0	10	0
D. Carter	1	25	25.0	25	0
Allen	1	0	0.0	0	1

Hawthorne	1	0	0.0	0	0
Saints	20	211	10.6	43	1
Opponents	15	220	14.7	78	1

Punting	No.	Yds	Avg	Net TB	In Lg	B
Gowin	61	2553	41.9	36.9	6	15
D. Johnson	8	307	38.4	34.8	0	1
Saints	69	2860	41.4	36.7	6	16
Opponents	73	3118	42.7	33.3	3	20

Punt Ret	Ret	FC	Yds	Avg	Long	TD
M. Lewis	44	6	625	14.2	83	1
Craver	1	0	0	0.0	0	0
Saints	45	6	625	13.9	83	1
Opponents	38	14	209	5.5	29	0

Kickoff Returns	No.	Yds	Avg	Long	TD
M. Lewis	70	1807	25.8	97	2
Fenderson	2	43	21.5	22	0
Grant	2	10	5.0	10	0
McAfee	2	69	34.5	51	0
Bellamy	1	5	5.0	5	0
Cox	1	14	14.0	14	0
Whitehead	1	8	8.0	8	0
Saints	79	1956	24.8	97	2
Opponents	85	1817	21.4	70	0

Field Goals	1-19	20-29	30-39	40-49	50+
Carney	0/0	9/9	11/13	11/12	0/1
Saints	0/0	9/9	11/13	11/12	0/1
Opponents	1/1	8/8	6/7	5/7	3/5

Carney: (28G, 41G) (39N) (0) (40G, 48G, 31G, 48) (21G, 23G, 36G) (46G, 55N, 31G, 22G) (40G, 40G) (39G, 23G) (35G) (33G, 27G, 48G) (48N, 48G) (34G, 28G, 28G) (40G, 34G, 27G) (38G, 33N, 43G) (30G, 38G)
Opponents: (52G, 47B, 53N, 40G) (27G, 36G) (31G, 25G, 58N, 25G) (23G, 34G, 23G, 38G) (0) (24G, 41G) (31G, 32G, 47G) (19G) (39N, 42G) (28G) (42N, 51G) (26G) (41G) (0) (50G)

2002 NFC SOUTH STANDINGS				
Saints Finish: 3rd place				
	W	L	T	Pct.
Tampa Bay	12	4	0	.750
Atlanta	9	6	1	.594
New Orleans	9	7	0	.562
Carolina	7	9	0	.438

PASSING	Att	Cmp	Yds	Cmp%	Yds/Att	TD	TD%	Int	Int%	Long	Sk/Yds	Rating
Brooks	528	283	3572	53.6	6.77	27	5.1	15	2.8	64	36/236	80.1
Delhomme	10	8	113	80.0	11.30	0	0.0	0	0.0	54	0/0	113.8
McAllister	0	0	0	---	---	0	---	0	---	---	1/8	---
Saints	538	291	3685	54.1	6.85	27	5.0	15	2.8	64	37/244	80.8
Opponents	593	343	4058	57.8	6.84	25	4.2	20	3.4	77	39/253	78.8

2002 FINAL DEFENSIVE STATISTICS

Name, Position	Regular Defensive Plays								Special Teams				
	TKL	AST	TOT	SK/YD	INT	PD	FF	FR	TKL	AST	FF	FR	BL RBL
Sammy Knight, S	88	39	127	2/14	5	17	2	1					6
Darrin Smith, LB	83	40	123	3.5/26.5	2	11		1					1
Charlie Clemons, LB	82	30	112	0.5/0.5		5	2	3					2
Jay Bellamy, S	73	25	98	1.5/7.5	3	12	1	2	3	1			
Sedrick Hodge, LB	74	14	88			8	2	1	2	2			
Fred Thomas, CB	61	18	79	1/9	5	21	2	1	4				2
Ken Irvin, CB	54	7	61		2	16			3				34
Darren Howard, DE	44	12	56	8/51		4	4						1
Grady Jackson, DT	40	15	55	5.5/30		1	2	3					1
Norman Hand, DT	29	18	47	2.5/15.5		1							
W. Whitehead, DE	27	14	41	3/26				1					28
Charles Grant, DE	32	4	36	7/40		2	4	1					39
M. Hawthorne, CB	29	7	36		1	6	1		3	3			3
Dale Carter, CB	25	3	28		1	9							11
Martin Chase, DT	14	9	23										
Kenny Smith, DT	15	3	18	3.5/21		1		1					
Fakhir Brown, CB	16		16			5	1		8	5		2	30
Keyuo Craver, CB	11	4	15			3		1	7	1			24
James Allen, LB	7	3	10		1	1			13	4	1		63
Roger Knight, LB	4	6	10						13	4			47
Bryan Cox, LB	4	1	5			1							47
Jerry Wilson, CB	3		3						2	5		1	14
Steve Gleason, S	1		1						17	10			1
Travis Carroll, LB			0						10	2			31
James Fenderson, RB			0						5	5		1	62
Spencer Folau, T			0										3
Toby Gowin, P			0						3				
Lamont Hall, TE			0										39
Kevin Houser, LS			0						4	3			
J.R. Johnson, LB			0						1				
J.J. Jones, LB			0						8	3			54
Curtis Keaton, RB			0										2
Michael Lewis, WR			0						12	6	1		4
Fred McAfee, RB			0						12	4		1	54
Mel Mitchell, S			0						19	6	1	1	99
Scott Sanderson, T			0										1
David Sloan, TE			0						1				
Boo Williams, TE			0										68
Team			0	1/12									1
Totals	816	272	1088	39/253	20	124	21	16	151	64	3	6	5 842

TKL: tackle, **AST:** assist, **TOT:** total, **INT:** interception, **PD:** pass defense, **FF:** forced fumble, **FR:** fumble recovery, **BL:** kicks blocked, **RBL:** return blocks (special teams).

Miscellaneous Statistics: G LeCharles Bentley (1 tackle), QB Aaron Brooks (2 fumbles recovered, 2 tackles), RB James Fenderson (1 tackle), T Spencer Folau (1 fumble recovered, 3 tackles), C Jerry Fontenot (1 fumble recovered), WR Joe Horn (2 tackles), G Kendyl Jacox (2 tackles), RB Curtis Keaton (1 fumble recovered), WR Michael Lewis (1 fumble recovered, 1 tackle), RB Deuce McAllister (2 fumbles recovered, 1 tackle), T Kyle Turley (1 tackle, 2 fumbles recovered), WR Jerome Pathon (1 tackle), TE David Sloan (1 tackle), WR Donte' Stallworth (2 tackles), T Kyle Turley (3 tackles), TE Boo Williams (1 tackle), **TOTALS: 22 tackles, 9 fumbles recovered**

2002 GAME BY GAME OFFENSE

Opp.	1st Downs							Total		Rush			Passing			Fum		Pen		Punts			TDs		FG			
	Pls	Tot	R	Pa	Pls	3rd D	4th D	Yds	Plays	Yds	Att	Yds	Net	Att	Comp	Int	Sacks	Net	Yds	# Yds	# Yds	# Avg	Ru	Pa	Ret	M/Att	TOP	
at BUF	24	17	7	9	1	6/13	0/1	301	58	109	26	209	192	30	18-0	2-17	4-0	4-35	5-43.8	0	3	0	1/1	27:33				
at NYG	13	20	3	14	3	6/19	2/2	340	80	74	22	291	256	54	28-1	4-35	4-0	14-92	8-39.0	0	1	0	2/2	32:29				
MIN	28	20	9	8	3	8/16	0/0	370	67	160	37	210	210	30	15-1	0-0	1-0	8-65	3-41.3	1	0	1	5/5	34:15				
at CAR	27	21	11	9	1	6/19	1/1	358	81	198	39	180	160	40	14-1	2-20	5-2	6-55	8-43.5	1	2	0	2/2	31:46				
ATL	13	16	4	11	1	7/17	0/1	276	68	63	24	249	213	39	23-1	5-36	1-0	3-25	6-40.3	0	1	0	2/3	30:15				
at STL	34	15	4	9	2	2/13	0/1	320	61	82	26	254	238	31	20-0	4-16	5-2	7-81	4-42.5	0	3	0	5/5	29:45				
NYJ	9	13	5	7	1	7/16	0/1	246	62	108	27	164	138	29	12-2	6-26	2-2	8-65	7-43.4	1	0	0	0/0	26:21				
at SF	27	24	7	17	0	4/11	0/1	488	70	152	32	347	336	37	22-0	1-11	1-1	8-65	3-43.7	0	2	0	4/4	31:14				
IND	34	25	8	14	3	3/9	0/1	378	63	157	37	249	221	22	19-0	4-28	0-0	6-51	2-41.0	2	2	0	2/2	32:50				
at NE	17	23	6	13	4	6/14	0/1	428	62	121	22	307	307	39	16-2	1-0	1-0	5-86	3-36.7	1	1	0	1/3	24:13				
CAR	27	25	8	17	0	10/19	1/1	432	77	125	34	330	307	40	26-1	3-23	2-1	10-85	5-41.6	0	3	0	2/2	37:18				
at ATL	28	19	5	13	1	6/12	0/0	379	55	114	21	291	265	31	21-0	3-26	2-2	10-67	5-44.0	2	2	0	0/0	26:39				
STL	21	17	2	13	2	5/13	0/2	310	64	68	19	269	242	40	23-2	5-27	0-0	16-132	5-47.2	0	3	0	0/0	28:28				
at TB	21	16	1	14	1	4/12	0/0	271	54	41	13	248	230	38	21-4	3-18	0-0	3-23	5-37.8	0	3	0	0/0	23:47				
WAS	10	12	5	7	0	6/13	0/2	213	55	100	23	127	113	28	14-3	4-14	3-1	8-75	2-43.5	0	1	0	1/2	27:25				
SF	0	11	2	9	0	3/11	2/3	126	54	40	17	119	86	34	21-4	3-33	4-2	3-23	5-39.6	0	0	0	0/0	26:00				
Totals	333	294	87	184	23	89/227	6/18	5226	1031	1712	419	3844	3514	562	313	2250	330	35-13	119	10257	6-41.8	8	27	1	27/31	29:24		

2002 GAME BY GAME DEFENSE

2002 PARTICIPATION REPORT

ORGANIZATION PLAYERS

REVIEW

RECORDS

HISTORY

SPECIFICS

1st Downs										Total		Rush		Passing		Fum		Pen		Punts		TDs		FG		
Opp	Pts	Tot	R	Pa	Pe	3rd D	4th D	Yds	Plays	Yds	Att	Yds	Net	Att	Comp	Int	Sacks	#-Lst	#-Yds	#-Avg	Ru	Pa	Ret	M/Att	TOP	
at TB	20	19	5	12	2	7/19	0/1	368	78	72	21	278	261	53	28-1	3-17	1-0	8-85	8-43.9	0	2	0	2	0	2/4	31:29
GB	20	18	4	13	1	3/13	0/2	357	66	95	21	270	262	44	29-1	1-8	3-3	7-73	4-53.3	0	2	0	2	0	2/2	30:26
at CHI	23	21	4	15	2	6/15	1/1	353	71	125	30	236	228	40	26-1	1-8	2-1	7-49	5-40.8	0	2	0	2	0	3/4	33:59
at DET	26	16	3	13	0	5/15	1/2	352	65	85	30	267	267	35	20-0	0-0	1-0	5-44	4-45.3	0	1	1	1	1	4/4	33:37
PIT	29	23	8	13	7	7/13	1/1	364	68	120	26	268	244	38	22-1	4-24	1-1	7-80	4-47.3	1	3	0	0	0	0/0	32:14
at WAS	27	20	5	13	2	4/13	2/4	318	67	54	17	320	264	43	21-4	7-56	1-1	11-87	2-38.5	2	1	1	1	0	0/0	27:40
SF	27	26	7	19	0	9/12	0/0	418	64	143	25	275	275	39	23-1	0-0	1-1	5-42	1-46.0	2	1	0	2	2	2/2	29:59
ATL	37	28	13	11	4	7/11	0/0	446	66	260	38	195	186	35	16-0	3-9	2-2	10-85	2-42.0	4	0	0	0	0	3/3	35:03
at CAR	24	21	4	14	3	4/15	0/1	396	69	100	27	310	296	40	23-1	2-14	1-1	7-57	8-43.6	1	2	0	1	1	1/1	32:21
at ATL	24	22	11	6	5	6/12	0/0	292	63	155	37	160	137	23	11-1	3-23	0-0	9-69	3-48.3	1	2	0	1	2	1/2	33:23
CLE	24	17	7	8	2	5/13	0/0	339	60	163	37	182	176	22	12-2	1-6	1-0	4-31	4-38.0	2	1	0	1	1	1/1	31:11
TB	20	17	2	13	2	2/14	3/3	283	64	34	16	276	249	44	28-1	4-27	4-2	5-40	5-52.0	0	2	0	2	0	1/2	32:40
at BAL	25	19	6	12	1	4/12	1/2	410	65	114	24	316	296	39	18-2	2-20	3-3	8-69	4-35.0	1	2	0	1	1	1/1	25:34
MIN	32	22	8	14	0	8/14	0/0	439	64	146	25	312	293	36	26-0	3-19	1-0	8-73	5-39.2	2	2	0	2	0	1/1	31:21
at CIN	20	25	15	8	2	7/16	1/1	423	81	240	39	190	183	40	20-2	2-7	4-2	6-40	6-36.7	2	1	0	0	0	0/0	35:19
CAR	10	13	6	7	0	3/14	1/1	273	61	85	26	203	188	32	20-2	3-15	3-1	3-19	8-43.9	0	1	0	1	1	1/1	30:20
Totals	388	327	108	191	28	87	223	12/20	5796	1071	1991	439	4058	3805	593	343-2039	253	29-18	110-943	73-42.7	18	25	2	23	283	1:16

Name	9/8	9/15	9/22	9/29	10/6	10/13	10/20	10/27	11/10	11/17	11/24	12/1	12/8	12/15	12/22	12/29	GP-GS-DNP-IR	
	@TB	GB	@Chi	@Det	PIT	@Was	SF	ATL	@Car	@Atl	CLE	TB	@Bal	MIN	@Cin	CAR		
Allen, James	PL	PL	PL	IN	IN	PL	PL	PL	PL	PL	PL	PL	PL	PL	PL	ST	14-1-0-2	
Bellamy, Jay	ST	ST	ST	ST	ST	ST	ST	ST	ST	ST	ST	ST	ST	ST	ST	ST	16-16-0-0	
Bentley, LeCharles	ST	ST	ST	ST	ST	ST	ST	ST	ST	ST	ST	ST	ST	ST	ST	ST	14-14-0-2	
Brooks, Aaron	ST	ST	ST	ST	ST	ST	ST	ST	ST	ST	ST	ST	ST	ST	ST	ST	16-16-0-0	
Brown, Fakhir	XXX	PL	PL	PL	PL	PL	PL	PL	IN	IN	PL	IN	PL	PL	PL	PL	12-0-0-3	
Carney, John	PL	PL	PL	PL	PL	PL	PL	PL	PL	PL	PL	PL	PL	PL	PL	PL	16-0-0-0	
Carroll, Travis	PL	PL	PL	PL	PL	IN	IN	IN	IN	IN	IN	IN	IN	IN	IN	IN	6-0-0-10	
Carter, Dale	SUSP	SUSP	SUSP	SUSP	SUSP	SUSP	SUSP	SUSP	ST	ST	ST	ST	IN	IN	IN	ST	7-7-0-1	
Chase, Martin	PL	PL	PL	PL	PL	PL	PL	PL	ST	PL	IN	IN	IN	IN	IN	PL	13-1-0-3	
Clemons, Charlie	PL	ST	ST	ST	ST	ST	ST	ST	ST	ST	ST	ST	ST	ST	ST	ST	16-14-0-0	
Cox, Bryan	PL	IN	IN	IN	IN	IN	PL	ST	PL	IN	IN	IN	PL	PL	PL	PL	9-1-0-7	
Craver, Keyuo	ST	PL	IN	IN	IN	IN	IN	IN	PL	PL	PL	PL	PL	PL	PL	PL	10-1-0-6	
Delhomme, Jake	PL	DNP	DNP	DNP	DNP	DNP	DNP	DNP	PL	DNP	DNP	PL	PL	DNP	DNP	DNP	4-0-12-0	
Fenderson, James	PL	PL	PL	PL	PL	PL	PL	PL	PL	PL	PL	PL	PL	PL	PL	PL	16-1-0-0	
Folau, Spencer	ST	ST	ST	ST	ST	ST	ST	ST	ST	ST	ST	ST	ST	ST	ST	ST	16-16-0-0	
Fortenot, Jerry	ST	ST	ST	ST	ST	ST	ST	ST	ST	ST	ST	ST	ST	ST	ST	ST	16-16-0-0	
Gleason, Steve	PL	PL	PL	PL	PL	PL	PL	PL	PL	PL	PL	PL	PL	PL	IN	IN	14-0-0-2	
Gowin, Toby	IN	PL	PL	PL	PL	PL	PL	PL	PL	PL	PL	PL	PL	PL	PL	PL	15-0-0-1	
Grant, Charles	ST	PL	PL	PL	ST	ST	ST	ST	PL	PL	PL	PL	PL	PL	PL	PL	16-6-0-0	
Hall, Lamont	PL	PL	PL	PL	PL	PL	PL	PL	PL	PL	PL	PL	PL	PL	PL	PL	16-1-0-0	
Hand, Norman	PL	ST	ST	ST	ST	PL	ST	ST	ST	ST	PL	ST	ST	ST	ST	ST	16-13-0-0	
Hawthorne, Michael	ST	ST	ST	PL	PL	ST	IN	IN	IN	IN	IN	IN	IN	IN	IR	IR	6-4-0-8	
Hodge, Sedrick	ST	ST	ST	ST	ST	ST	ST	ST	ST	ST	ST	ST	ST	ST	ST	ST	16-16-0-0	
Horn, Joe	ST	ST	ST	ST	ST	ST	ST	ST	ST	ST	ST	ST	ST	ST	ST	ST	16-16-0-0	
Houser, Kevin	PL	PL	PL	PL	PL	PL	PL	PL	PL	PL	PL	PL	PL	PL	PL	PL	16-0-0-0	
Howard, Darren	ST	ST	ST	ST	ST	ST	ST	ST	ST	ST	ST	ST	ST	ST	ST	ST	16-16-0-0	
Irvine, Ken	ST	ST	ST	ST	ST	ST	ST	ST	ST	PL	PL	PL	PL	PL	PL	PL	16-9-0-0	
Jackson, Grady	ST	ST	ST	ST	ST	ST	ST	ST	IN	ST	ST	ST	ST	ST	ST	ST	15-15-0-1	
Jacob, Kendyl	ST	ST	ST	ST	ST	ST	ST	ST	ST	ST	ST	ST	ST	ST	ST	ST	16-16-0-0	
Jones, J.J.	PS	PS	PS	PL	PL	PL	PL	PL	PL	PL	PL	PL	PL	PL	PL	PL	13-0-0-0	
Keaton, Curtis	IN	IN	PL	PL	PL	PL	PL	DNP	IN	IN	PL	IN	IN	IN	IN	IN	6-0-1-9	
Knight, Roger	PL	PL	PL	PL	PL	PL	PL	PL	PL	PL	PL	PL	PL	PL	PL	PL	16-0-0-0	
Knight, Sammy	ST	ST	ST	ST	ST	ST	ST	ST	ST	ST	ST	ST	ST	ST	ST	ST	16-16-0-0	
Lewis, Derrick	PS	PS	PS	PS	PS	PS	PS	PS	PS	PS	PS	PS	PS	PS	DNP	PL	1-0-1-0	
Lewis, Michael	PL	PL	PL	PL	PL	PL	PL	PL	PL	PL	PL	PL	PL	PL	PL	PL	16-0-0-0	
McAfee, Fred	PL	PL	IN	IN	PL	IN	IN	IN	IN	PL	PL	PL	PL	PL	PL	PL	11-0-0-5	
McAllister, Deuce	ST	ST	ST	ST	ST	ST	ST	ST	ST	ST	DNP	ST	ST	ST	ST	ST	15-15-1-0	
Miller, Bubba	IN	XXX	IN	IN	IN	IN	XXX	XXX	XXX	DNP	DNP	IN	IN	IN	IN	IN	0-0-2-10	
Mitchell, Mel	PL	PL	PL	PL	PL	PL	PL	PL	PL	PL	PL	PL	PL	PL	PL	PL	16-0-0-0	
O'Sullivan, J.T.	3QB	3QB	3QB	3QB	3QB	3QB	3QB	3QB	3QB	3QB	3QB	3QB	3QB	3QB	3QB	3QB	0-0-0-16	
Pathon, Jerome	ST	ST	ST	ST	ST	ST	ST	ST	ST	ST	ST	ST	ST	ST	ST	ST	14-13-0-2	
Reed, Jake	PL	PL	DNP	PL	ST	ST	PL	ST	PL	PL	PL	PL	PL	PL	PL	PL	14-2-1-1	
Riley, Victor	SUSP	IN	PL	PL	PL	PL	PL	PL	PL	ST	ST	PL	PL	PL	PL	PL	14-2-0-1	
Sanderson, Scott	PL	PL	IN	IN	IN	IN	IN	IN	PL	PL	PL	PL	IN	IN	IN	IN	6-0-0-10	
Sloan, David	ST	ST	ST	ST	ST	ST	ST	ST	ST	ST	ST	ST	ST	ST	ST	ST	16-14-0-0	
Smith, Darrin	ST	ST	ST	ST	ST	ST	ST	ST	ST	ST	ST	ST	ST	ST	ST	ST	15-15-0-1	
Smith, Kenny	IN	IN	IN	IN	PL	PL	PL	PL	PL	PL	ST	PL	PL	IN	IN	IN	9-1-0-7	
Smith, Terrelle	PL	ST	PL	PL	PL	PL	ST	ST	PL	ST	PL	ST	PL	PL	ST	ST	16-8-0-0	
Stallworth, Donte	ST	PL	PL	ST	IN	IN	IN	PL	ST	ST	PL	ST	PL	ST	ST	ST	13-7-0-3	
Thomas, Fred	ST	IN	PL	ST	ST	ST	ST	ST	ST	ST	ST	ST	ST	ST	ST	ST	15-14-0-1	
Turley, Kyle	ST	ST	ST	ST	ST	ST	ST	ST	ST	ST	ST	ST	ST	ST	ST	ST	16-16-0-0	
Whitehead, Willie	PL	ST	ST	ST	IN	IN	IN	IN	PL	ST	ST	ST	ST	ST	ST	ST	12-10-0-4	
Williams, Boo	PL	PL	PL	PL	PL	PL	PL	PL	ST	PL	ST	PL	ST	PL	PL	PL	16-3-0-0	
Williams, Wally	DNP	DNP	DNP	DNP	DNP	DNP	DNP	DNP	SUSP	SUSP	SUSP	SUSP	PL	PL	PL	PL	4-0-8-0	

LEGEND: DNP=Did Not Play, PUP=Physically Unable to Perform, IN=Inactive, ST=Started, IR=Injured Reserve, SUSP=Suspension, PL=Played, 3QB=3rd Quarterback, PS=Practice Squad, XXX=Not With Team

FOR MORE INFO LOG ON TO

www.neworleanssaints.com

2002 GAME BY GAME STARTERS

2002 TEAM SUPERLATIVES

OFFENSE	WR	LG	C	RG	RT	TE	WR	QB	RB	FB
@ TB	Horn	Jacox	Fontenot	Bentley	Folan	Sloan	Parthon	Brooks	McAllister	T. Smith
@ CHI	Horn	Jacox	Fontenot	Bentley	Folan	Sloan	Parthon	Brooks	McAllister	T. Smith
@ DET	Horn	Jacox	Fontenot	Bentley	Folan	Sloan	Parthon	Brooks	McAllister	T. Smith
PIT	Stallworth	Jacox	Fontenot	Bentley	Folan	Sloan	Parthon	Brooks	McAllister	T. Smith
@ WAS	Horn	Jacox	Fontenot	Bentley	Folan	Sloan	Parthon	Brooks	McAllister	T. Smith
SF	Horn	Jacox	Fontenot	Bentley	Folan	Sloan	Parthon	Brooks	McAllister	T. Smith
ATL	Horn	Jacox	Fontenot	Bentley	Folan	Sloan	Parthon	Brooks	McAllister	T. Smith
@ CAR	Stallworth	Jacox	Fontenot	Bentley	Folan	Sloan	Parthon	Brooks	McAllister	T. Smith
@ ATL	Horn	Jacox	Fontenot	Bentley	Folan	Sloan	Parthon	Brooks	McAllister	T. Smith
CLE	Horn	Jacox	Fontenot	Bentley	Folan	Sloan	Parthon	Brooks	McAllister	T. Smith
TB	Horn	Jacox	Fontenot	Bentley	Folan	Sloan	Parthon	Brooks	McAllister	T. Smith
@ BAL	Horn	Jacox	Fontenot	Bentley	Folan	Sloan	Parthon	Brooks	McAllister	T. Smith
MIN	Horn	Jacox	Fontenot	Bentley	Folan	Sloan	Parthon	Brooks	McAllister	T. Smith
@ CIN	Stallworth	Jacox	Fontenot	Bentley	Folan	Sloan	Parthon	Brooks	McAllister	T. Smith
DEFENSE	LDE	DT	RDE	LOLB	MLB	ROLB	LCB	RCB	S	S
@ TB	Grant	Jackson	Howard	D. Smith	Craver-DB	Hodge	Hawthorne	Thomas	Bellamy	S. Knight
@ CHI	Whitehead	Hand	Howard	D. Smith	Clemmons	Hodge	Hawthorne	Irvin	Bellamy	S. Knight
@ DET	Whitehead	Hand	Howard	D. Smith	Clemmons	Hodge	Hawthorne	Irvin	Bellamy	S. Knight
PIT	Grant	Jackson	Howard	D. Smith	Clemmons	Hodge	Irvin	Thomas	Bellamy	S. Knight
@ WAS	Grant	Jackson	Howard	D. Smith	Clemmons	Hodge	Irvin	Thomas	Bellamy	S. Knight
SF	Grant	Jackson	Howard	D. Smith	Clemmons	Hodge	Irvin	Thomas	Bellamy	S. Knight
ATL	Grant	Jackson	Howard	D. Smith	Clemmons	Hodge	Irvin	Thomas	Bellamy	S. Knight
@ CAR	Whitehead	Hand	Howard	D. Smith	Clemmons	Hodge	Carter	Thomas	Bellamy	S. Knight
@ ATL	Whitehead	Hand	Howard	D. Smith	Clemmons	Hodge	Carter	Thomas	Bellamy	S. Knight
CLE	Whitehead	Hand	Howard	D. Smith	Clemmons	Hodge	Carter	Thomas	Bellamy	S. Knight
@ BAL	Whitehead	Hand	Howard	D. Smith	Clemmons	Hodge	Irvin	Thomas	Bellamy	S. Knight
MIN	Whitehead	Hand	Howard	D. Smith	Clemmons	Hodge	Carter	Thomas	Bellamy	S. Knight
@ CIN	Whitehead	Hand	Howard	D. Smith	Clemmons	Hodge	Carter	Thomas	Bellamy	S. Knight

Saints High

43 at Washington (10/13)
 27 vs. San Francisco (10/20)
 11 at Baltimore (12/8)
 16 vs. San Francisco (10/20)
 4 (2x), last at Baltimore (12/8)
 10 (2x), last (14 att.) vs. San Francisco (10/20)
 3 (3 att.) at Baltimore (12/8)
 42 vs. San Francisco (10/22)
 78 at Tampa Bay (9/8)
 179 vs. San Francisco (10/20)
 40 at Baltimore (12/8)
 127 vs. Cleveland (11/24)
 318 vs. Cleveland (11/24)
 48 at Detroit (9/29)
 27 at Detroit (9/29)
 3 vs. Cleveland (11/24)
 4 (4x), last vs. Carolina (12/29)
 8 (2x), last at Carolina (11/10)
 16 at Atlanta (11/17)
 133 at Atlanta (11/17)
 4 (2x), last at Cincinnati (12/22)
 1 vs. Cleveland (11/24)
 5 (2x), last at Washington (10/13)
 1 at Baltimore (12/8)
 3 (3x), last vs. San Francisco (10/20)
 2 vs. Washington (10/13)
 6 (6 att.) at Baltimore (12/8)
 15 (5 att.) vs. San Francisco (10/20)
 40 at Tampa Bay (9/8)

Opponents

High
 17 vs. Atlanta (10/27)
 28 vs. Atlanta (10/27)
 16 at Cincinnati (12/22)
 19 vs. San Francisco (10/20)
 4 vs. Atlanta (10/27)
 9 (12 att.) vs. San Francisco (10/20)
 3 (3 att.) vs. Tampa Bay (12/1)
 42 vs. San Francisco (10/20)
 81 at Cincinnati (12/22)
 260 vs. Atlanta (10/27)
 39 at Cincinnati (12/22)
 320 at Washington (10/13)
 296 (2x), last at Baltimore (12/8)
 33 at Tampa Bay (9/8)
 29 vs. Green Bay (9/15)
 4 at Washington (10/13)
 7 at Washington (10/13)
 11 vs. Washington (10/13)
 7 vs. Washington (10/13)
 4 (2x), last at Cincinnati (12/22)
 1 (2x), last at Baltimore (12/8)
 4 (4x), last vs. Minnesota (12/15)
 1 vs. Atlanta (10/27)
 3 vs. Pittsburgh (10/6)
 1 (2x), last at Washington (10/13)
 5 (6 att.) vs. Atlanta (10/27)
 4 (4 att.) vs. San Francisco (10/20)
 15:19 at Cincinnati (12/22)

Category

POINTS

FIRST DOWNS

Rushing

Passing

Penalty

3RD DOWN CONV.

4TH DOWN CONV.

TOTAL NET YARDS

Total Plays

NET RUSHING YARDS

Attempts

TOTAL PASSING YARDS

NET PASSING YARDS

Attempts

Completions

Interceptions

Times Sacked

PUNTS

PENALTIES

PENALTY YARDS

FUMBLES

FUMBLES LOST

TOUCHDOWNS

Rushing

Passing

Returns

RED ZONE CONV.

GOAL TO GO CONV.

TIME OF POSSESSION

Category

POINTS

FIRST DOWNS

Rushing

Passing

Penalty

3RD DOWN CONV.

4TH DOWN CONV.

TOTAL NET YARDS

Total Plays

NET RUSHING YARDS

Attempts

TOTAL PASSING YARDS

NET PASSING YARDS

Attempts

Completions

Interceptions

Times Sacked

PUNTS

PENALTIES

PENALTY YARDS

FUMBLES

FUMBLES LOST

TOUCHDOWNS

Rushing

Passing

Returns

RED ZONE CONV.

GOAL TO GO CONV.

TIME OF POSSESSION

Low

6 vs. Carolina (12/29)
 11 at Cincinnati (12/22)
 2 at Cincinnati (12/22)
 7 at Baltimore (12/8)
 0 (3x), last at Cincinnati (12/22)
 2 (14 att.) at Cincinnati (12/22)
 0 (11x), last (1 att.) vs. Carolina (12/29)
 210 at Cincinnati (12/22)
 53 vs. Pittsburgh (10/6)
 36 at Cincinnati (12/22)
 16 at Detroit (9/29)
 145 vs. Carolina (12/29)
 119 vs. Carolina (12/29)
 23 at Washington (10/13)
 10 vs. Tampa Bay (12/1)
 0 (7x), last at Cincinnati (12/22)
 0 vs. Atlanta (10/27)
 0 at San Francisco (10/20)
 4 (4x), last vs. Carolina (12/29)
 24 vs. Cleveland (11/24)
 0 (3x), last vs. Minnesota (12/15)
 0 (6x), last vs. Minnesota (12/15)
 0 vs. Carolina (12/29)
 0 (6x), last vs. Carolina (12/29)
 0 (2x), last vs. Carolina (12/29)
 0 (12x), last vs. Carolina (12/29)
 1 (1 att.) at Tampa Bay (9/8)
 0 (5x), last (0 att.) vs. Carolina (12/29)
 24:41 at Cincinnati (12/22)

2002 INDIVIDUAL SUPERLATIVES

Scoring

Most Points 18 (2x), Deuce McAllister vs. Atlanta (10/27), McAllister at Baltimore (12/8)
Most TDs 3 (2x), Deuce McAllister vs. Atlanta (10/27), McAllister at Baltimore (12/8)
Most PATs 4 (2x), John Carney vs. Green Bay (9/15), Carney at Washington (10/13)

Rushing

Most Attempts 32, Deuce McAllister at Baltimore (12/8)
Most Yards 139, Deuce McAllister vs. San Francisco (10/20)
Most TDs 3, Deuce McAllister at Baltimore (12/8)
Highest Avg Per Attempt (min. 4 att.) 12.3 (4-49 yds.), Aaron Brooks at Detroit (9/29)
Longest Scoring Rush 52, Deuce McAllister vs. Pittsburgh (10/6)
Longest Non-Scoring Rush 62, Deuce McAllister vs. Green Bay (9/15)

Passing

Most Attempts 48, Aaron Brooks at Detroit (9/29)
Most Completed 27, Aaron Brooks at Detroit (9/29)
Highest Comp. Pct. (min. 10 att.) 65.7 (23-of-35), Aaron Brooks vs. San Francisco (10/20)
Most Total Yards 318, Aaron Brooks vs. Cleveland (11/24)
Most TDs 3 (3x), Aaron Brooks at Chicago (9/22), Brooks at Washington (10/13), Brooks vs. San Francisco (12/2)

Longest Scoring Pass 57, Aaron Brooks to Donte' Stallworth at Cincinnati (12/22)
Longest Non-Scoring Pass 64, Aaron Brooks to Jerome Pathon vs. Pittsburgh (10/6)
Most Interceptions 3, Aaron Brooks vs. Cleveland (11/24)
Most Times Sacked 4 (3x), Aaron Brooks vs. Tampa Bay (12/1), Brooks vs. Minnesota (12/15) and Brooks at Cincinnati (12/22)

Highest Passer Rating (min. 10 att.) 115.7, Aaron Brooks vs. San Francisco (10/20)

Receiving

Most Receptions 8 (2x), Joe Horn at Tampa Bay (9/8) and Deuce McAllister at Detroit (9/29)
Most Yards Gained 134, Joe Horn at Atlanta (11/17)
Most TDs 2, Joe Horn vs. San Francisco (10/20)

Interceptions

Most Interceptions 2 (3x), Jay Bellamy at Washington (10/13), Fred Thomas at Baltimore (12/8) and Thomas at Cincinnati (12/22)
Long Interception Return 43, Fred Thomas at Cincinnati (12/22)
Most Yards on Interceptions 43, Fred Thomas at Cincinnati (12/22)
TDs 1, James Allen at Tampa Bay (9/8)

Punting

Most Punts 8 (2x), Dirk Johnson at Tampa Bay (9/8), Toby Gowin at Carolina (11/10)
Most Yards 372, Toby Gowin at Carolina (11/10)
Highest Gross Average 49.0, Toby Gowin vs. Pittsburgh (10/6)
Most Punts Inside The 20 3, Toby Gowin at Baltimore (12/8)
Long Punt 59, Toby Gowin vs. Minnesota (12/15)

Punt Returns

Most Returns 7, Michael Lewis at Carolina (11/10) — **Tied Team Record**
Most Return Yards 98, Michael Lewis at Carolina (11/10)
Long Return 83, Michael Lewis at Washington (10/13)
TDs 1, Michael Lewis at Washington (10/13)

Kickoff Returns

Most Returns 7, Michael Lewis vs. at Detroit (9/29)
Most Return Yards 203, Michael Lewis at Washington (10/13)
Long Return 97, Michael Lewis vs. Minnesota (12/15)
TDs 1 (2x), Michael Lewis at Washington (10/13) and Lewis vs. Minnesota (12/15)

Field Goals

Most Made 4, John Carney vs. Pittsburgh (10/6)
Most Attempts 4, John Carney vs. Pittsburgh (10/6)
Longest FG Made 48 (3x), John Carney vs. Pittsburgh (10/8), Carney vs. Cleveland (11/24) and vs. Tampa Bay (12/1)

Defense

Most Combined Tackles 14 (2x), Darrin Smith (10 solo) vs. Pittsburgh (10/6), Smith vs. Minnesota (12/15)
Most Solo Tackles 11 (2x), Sammy Knight at Chicago (9/22), Charlie Clemons at Carolina (11/10)
Most Sacks 3, Darrin Smith vs. Pittsburgh (10/6)
Most Passes Defensed 4, Fred Thomas at Cincinnati (12/22)

2002 INDIVIDUAL STATISTICS

#2 Aaron Brooks

Date	Opp.	GP	ST	ATT	CMP	PCT	YDS	LG	TD	INT	SK/YDS	RATING
9/8	at TB	X	X	42	24	57.1%	260	41t	2	1	2/10	81.5
9/15	GB	X	X	28	16	57.1%	217	40	2	2	1/6	76.1
9/22	at Chi	X	X	34	22	64.7%	233	30	3	1	1/4	101.7
9/29	at Det	X	X	48	27	56.3%	269	28	2	2	3/22	68.8
10/6	PIT	X	X	23	13	56.5%	205	64	1	0	2/11	100.8
10/13	at Was	X	X	23	12	52.2%	205	58	3	1	2/13	104.2
10/20	SF	X	X	35	23	65.7%	254	25	3	0	3/11	115.7
10/27	ATL	X	X	35	16	45.7%	192	25	2	2	0/0	58.3
11/10	at Car	X	X	37	20	54.1%	259	42	1	0	2/11	85.3
11/17	at Atl	X	X	31	20	64.5%	279	63	2	1	2/15	101.4
11/24	CLE	X	X	40	23	57.5%	318	59	0	3	2/9	51.9
12/1	TB	X	X	25	9	36.0%	155	52	2	0	4/29	84.6
12/8	at Bal	X	X	25	9	36.0%	123	39	1	0	2/17	65.9
12/15	MIN	X	X	33	21	63.6%	255	35t	2	0	4/34	107.5
12/22	at Cin	X	X	38	16	42.1%	203	57t	1	0	4/29	68.2
12/29	CAR	X	X	31	12	38.7%	145	28	0	2	3/18	26.9
2002 Season		16	16	528	283	53.6%	3572	64	27	15	37/239	80.1
Saints Career		40	37	1280	708	55.3%	8918	64	62	43	102/663	79.4
Career Totals		40	37	1280	708	55.3%	8918	64	62	43	102/663	79.4

#12 Jake Delhomme

Date	Opp.	GP	ST	ATT	CMP	PCT	YDS	LG	TD	INT	SK/YDS	RATING
9/8	at TB	X		0	0	.000	0	0	0	0	0/0	N/A
9/15	GB	DNP										
9/22	at Chi	DNP										
9/29	at Det	DNP										
10/6	PIT	DNP										
10/13	at Was	DNP										
10/20	SF	DNP										
10/27	ATL	DNP										
11/10	at Car	X		1	0	0.0%	0	0	0	0	0/0	39.6
11/17	at Atl	DNP										
11/24	CLE	DNP										
12/1	TB	X		1	1	100.0%	10	10	0	0	0/0	108.3
12/8	at Bal	X		8	7	87.5%	103	54	0	0	0/0	118.8
12/15	MIN	DNP										
12/22	at Cin	DNP										
12/29	CAR	DNP										
2002 Season		4	0	10	8	80.0%	113	54	0	0	0/0	113.8
Saints Career		6	2	86	50	58.1%	634	54	3	5	6/42	68.7
Career Totals		6	2	86	50	58.1%	634	54	3	5	6/42	68.7

! worthnoting



Haslett vs. NFC South

A look at how Jim Haslett's teams in New Orleans have fared since 2000 against the Saints' trio of NFC South rivals:

NFC South Opponent	Record	Pct.
1. Carolina Panthers	5-1	.833
2. Atlanta Falcons	3-3	.500
3. Tampa Bay Buccaneers	2-1	.667
TOTAL	10-5	.667

2002 INDIVIDUAL STATISTICS

#14 J.T.O'Sullivan

Date	Opp.	GP	ST	ATT	CMP	PCT	YDS	LG	TD	INT	SK/YDS	RATING
9/8	at TB	3rd QB										
9/15	GB	3rd QB										
9/22	at Chi	3rd QB										
9/29	at Det	3rd QB										
10/6	PIT	3rd QB										
10/13	at Was	3rd QB										
10/20	SF	3rd QB										
10/27	ATL	3rd QB										
11/10	at Car	3rd QB										
11/17	at Atl	3rd QB										
11/24	CLE	3rd QB										
12/1	TB	3rd QB										
12/8	at Bal	3rd QB										
12/15	MIN	3rd QB										
12/22	at Cin	3rd QB										
12/29	CAR	3rd QB										
2002 Season		0	0	0	0	.000	0	0	0	0/0	0	
Saints Career		0	0	0	0	.000	0	0	0	0/0	0	
Career Totals		0	0	0	0	.000	0	0	0	0/0	0	

Others: Deuce McAllister sacked one time for eight yards

! worthnoting

HOW THE NFL PASSER RATING IS DETERMINED

The NFL rates its passers for statistical purposes against a fixed performance standard based on statistical achievements of all qualified pro passers since 1960. The current system, adopted in 1973, provides a means of comparing passing statistics from one season to the next. The system is used to rate all passers, not only quarterbacks, and therefore should be referred to as passer rating (not quarterback rating).

The passer rating is made up of completion percentage, average yards per attempt, TD percentage and interception percentage. For example, to figure out the rating of a QB who was 345-for-567 passing for 3,970 yards, with 26 TDs and 14 INT:

- Completed 60.8465 percent of his passes.
(345 comp. / 567 att. = .60846 x 100 = 60.8465 - 30 x .05 = 1.5423 pts.)
- Averaged 7.0017 yards per attempt (3970 yards / 567 att. = 7.0017 - 3 = 4.0017 x .25 = 1.0004 pts.)
- Had a 4.5855 TD percentage (26 TD / 567 att. = .04585 x 100 = 4.5855 x .20 = .9171 pts.)
- Had a 2.4691 interception percentage (14 INT / 567 att. = .02469 x 100 = 2.4691 x .25 = .61728; 2.375 - .61728 = 1.7577 pts). The sum of the 4 steps is: (1.5423 + 1.0004 + 0.9171 + 1.7577) = 5.2175 points, divided by 6 (.86958) & multiplied by 100 (to make the rating more understandable) = 86.958 or 87.0 passer rating.

The maximum passer rating is 158.3 (2.375 x 4) = 9.500; 9.500 / 6 = 1.583333 x 100 = 158.3333.

The maximum a passer can receive in any individual category is 2.375 (stats greater than: 77.5 completion pct., 12.5 average yards gained per attempt or a 11.875 TD pct., or no greater than a 0.0 interception pct.). The minimum in a category is zero points (stats less than 30.0 completion pct., 3.00 average yards gained per attempt or a 0.0 TD pct. or no lower than a 9.5 interception pct.).

An important point: There is no allowance for sacks, as averages are based on gross yards (total passing yards, not net yards in which sack yardage is subtracted from gross yards) and pass attempts (pass attempts that did not result in a sack, not pass plays which is the sum of pass attempts plus sacks).

2002 INDIVIDUAL STATISTICS

Rushing

#48 James Fenderson									#28 Curtis Keaton							#25 Fred McAfee								
Date	Opp.	GP	ST	ATT	YDS	AVG	LG	TD	GP	ST	ATT	YDS	AVG	LG	TD	GP	ST	ATT	YDS	AVG	LG	TD		
9/8	at TB	X		0	0	0.0	0	0	Inactive							X		0	0	0.0	0	0		
9/15	GB	X		1	11	11.0	11	0	Inactive							X		0	0	0.0	0	0		
9/22	at Chi	X		0	0	0.0	0	0	X		0	0	0.0	0	0	Inactive								
9/29	at Det	X		0	0	0.0	0	0	X		0	0	0.0	0	0	Inactive								
10/6	PIT	X		1	-4	-4.0	-4	0	X		0	0	0.0	0	0	X		0	0	0.0	0	0		
10/13	at Was	X		0	0	0.0	0	0	X		1	1	1.0	1	0	Inactive								
10/20	SF	X		0	0	0.0	0	0	X		1	-1	-1.0	-1	0	Inactive								
10/27	ATL	X		1	6	6.0	6	0	Did Not Play							Inactive								
11/10	at Car	X		0	0	0.0	0	0	Inactive							X		0	0	0.0	0	0		
11/17	at Atl	X		2	13	6.5	9	0	Inactive							X		0	0	0.0	0	0		
11/24	CLE	X	X	7	35	5.0	17	1	X		10	19	1.9	4	0	X		1	11	11.0	11	0		
12/1	TB	X		0	0	0.0	0	0	Inactive							X		0	0	0.0	0	0		
12/8	at Bal	X		0	0	0.0	0	0	Inactive							X		0	0	0.0	0	0		
12/15	MIN	X		1	4	4.0	4	0	Inactive							X		0	0	0.0	0	0		
12/22	at Cin	X		0	0	0.0	0	0	Inactive							X		0	0	0.0	0	0		
12/29	CAR	X		0	0	0.0	0	0	Inactive							X		0	0	0.0	0	0		
2002 Season		16	1	13	65	5.0	17	1	6	0	12	19	1.6	4	0	11	0	1	11	11.0	11	0		
Saints Career		20	1	13	65	5.0	17	1	6	0	12	19	1.6	4	0	77	5	203	818	4.0	40	4		
Career Totals		20	1	13	65	5.0	17	1	25	0	23	91	4.0	21	0	149	6	298	1194	4.0	40	7		

#26 Deuce McAllister									#44 Terrelle Smith							#2 Aaron Brooks							
Date	Opp.	GP	ST	ATT	YDS	AVG	LG	TD	GP	ST	ATT	YDS	AVG	LG	TD	GP	ST	ATT	YDS	AVG	LG	TD	
9/8	at TB	X	X	31	109	3.5	14	0	X		0	0	0.0	0	0	X	X	3	9	3.0	6	0	
9/15	GB	X	X	21	123	5.9	62	2	X	X	1	-1	-1.0	-1	0	X	X	5	13	2.6	12	0	
9/22	at Chi	X	X	17	45	2.6	10	0	X	X	0	0	0.0	0	0	X	X	7	28	4.0	14	1	
9/29	at Det	X	X	12	61	5.1	22	1	X		0	0	0.0	0	0	X	X	4	49	12.3	21	0	
10/6	PIT	X	X	23	123	5.3	52t	2	X		0	0	0.0	0	0	X	X	3	0	0.0	0	0	
10/13	at Was	X	X	29	121	4.2	46	0	X		0	0	0.0	0	0	X	X	4	-3	-0.8	1	0	
10/20	SF	X	X	21	139	6.6	53	0	X	X	0	0	0.0	0	0	X	X	4	26	6.5	12	1	
10/27	ATL	X	X	17	115	6.8	28	2	X	X	0	0	0.0	0	0	X	X	6	38	6.3	19	0	
11/10	at Car	X	X	21	71	3.4	20t	2	X		0	0	0.0	0	0	X	X	4	26	6.5	12	0	
11/17	at Atl	X	X	13	43	3.3	9	0	X	X	0	0	0.0	0	0	X	X	5	26	5.2	8	0	
11/24	CLE	Did Not Play							X		0	0	0.0	0	0	X	X	3	9	3.0	7	0	
12/1	TB	X	X	27	99	3.7	11	1	X	X	0	0	0.0	0	0	X	X	2	5	2.5	4	0	
12/8	at Bal	X	X	32	127	4.0	30	3	X		4	12	3.0	5	0	X	X	3	11	3.7	10	0	
12/15	MIN	X	X	18	69	3.8	16	0	X		0	0	0.0	0	0	X	X	3	5	1.7	4	0	
12/22	at Cin	X	X	15	26	1.7	5	0	X	X	0	0	0.0	0	0	X	X	3	6	2.0	5	0	
12/29	CAR	X	X	28	117	4.2	21	0	X	X	0	0	0.0	0	0	X	X	2	8	4.0	8	0	
2002 Season		15	15	325	1388	4.3	62	13	16	8	5	11	2.2	5	0	16	16	61	256	4.2	21	2	
Saints Career		31	19	341	1479	4.3	62	14	44	26	39	150	3.8	16	0	40	37	182	784	4.3	29	5	
Career Totals		31	19	341	1479	4.3	62	14	44	26	39	150	3.8	16	0	40	37	182	784	4.3	29	5	

Others:
 #12 Jake Delhomme: 2 for (-2) yds. vs. Tampa Bay (12/1); 2 for 0 yds. at Baltimore (12/8).
 #87 Joe Horn: 1 for 2 yds. vs. Pittsburgh (10/6). Season: 1 for 2 yds. (Career: 11 for 38 yds.)
 #84 Michael Lewis: 1 for 15 yds. vs. San Francisco (10/20). Season: 1 for 15 yds. (Career: 1 for 15 yds.)
 #83 Donte Stallworth: 1 for (-2) yds. 11/17 at Atlanta; 1 for 2 yards 12/22 at Cincinnati. (Career: 2 for 0 yds.)

FOR MORE INFO LOG ONTO

www.neworleanssaints.com

2002 INDIVIDUAL STATISTICS

Receiving

		#48 James Fenderson								#81 Lamont Hall								#87 Joe Horn							
Date	Opp.	GP	ST	REC	YDS	AVG	LG	TD	GP	ST	REC	YDS	AVG	LG	TD	GP	ST	REC	YDS	AVG	LG	TD			
9/8	at TB	X	0	0	0.0	0	0	0	X	0	0	0.0	0	0	0	X	X	8	108	13.5	26	0			
9/15	GB	X	0	0	0.0	0	0	0	X	0	0	0.0	0	0	0	X	X	6	120	20.0	40	0			
9/22	at Chi	X	0	0	0.0	0	0	0	X	1	2	2.0	2	0	0	X	X	6	42	7.0	11	1			
9/29	at Det	X	0	0	0.0	0	0	0	X	0	0	0.0	0	0	0	X	X	6	87	14.5	28	0			
10/6	PIT	X	0	0	0.0	0	0	0	X	0	0	0.0	0	0	0	X	X	5	68	13.6	21	0			
10/13	at Was	X	0	0	0.0	0	0	0	X	0	0	0.0	0	0	0	X	X	5	75	15.0	41	0			
10/20	SF	X	0	0	0.0	0	0	0	X	0	0	0.0	0	0	0	X	X	8	109	13.6	20	2			
10/27	ATL	X	0	0	0.0	0	0	0	X	0	0	0.0	0	0	0	X	X	5	61	12.2	25	1			
11/10	at Car	X	0	0	0.0	0	0	0	X	0	0	0.0	0	0	0	X	X	6	101	16.8	42	0			
11/17	at Atl	X	1	5	5.0	5	0	0	X	0	0	0.0	0	0	0	X	X	3	134	44.7	63	1			
11/24	CLE	X	5	33	6.6	13	0	0	X	1	4	4.0	4	0	0	X	X	3	47	15.7	18	0			
12/1	TB	X	X	0	0.0	0	0	0	X	X	0	0.0	0	0	0	X	X	5	106	21.2	52	1			
12/8	at Bal	X	0	0	0.0	0	0	0	X	0	0	0.0	0	0	0	X	X	7	87	12.4	39	0			
12/15	MIN	X	0	0	0.0	0	0	0	X	0	0	0.0	0	0	0	X	X	5	60	12.0	18	0			
12/22	at Cin	X	0	0	0.0	0	0	0	X	0	0	0.0	0	0	0	X	X	6	64	10.7	15	0			
12/29	CAR	X	0	0	0.0	0	0	0	X	0	0	0.0	0	0	0	X	X	4	43	10.8	20	0			
2002 Season		16	1	6	38	6.3	13	0	16	12	6	3.0	4	0	0	16	16	88	1312	14.9	63	7			
Saints Career		20	1	6	38	6.3	13	0	48	129	54	6.0	13	1	1	48	48	265	3917	14.8	63	24			
Career Totals		20	1	6	38	6.3	13	0	62	12	12	87	7.3	13	1	97	50	318	4796	15.1	76	31			

#28 Curtis Keaton									#89 Derrick Lewis									#84 Michael Lewis											
Date	Opp.	GP	ST	REC	YDS	AVG	LG	TD	GP	ST	REC	YDS	AVG	LG	TD	GP	ST	REC	YDS	AVG	LG	TD	GP	ST	REC	YDS	AVG	LG	TD
9/8	at TB	Inactive														X	0	0	0.0	0	0	0	X	0	0	0.0	0	0	0
9/15	GB	Inactive														X	0	0	0.0	0	0	0	X	0	0	0.0	0	0	0
9/22	at Chi	X	0	0	0.0	0	0	0								X	0	0	0.0	0	0	0	X	0	0	0.0	0	0	0
9/29	at Det	X	0	0	0.0	0	0	0								X	0	0	0.0	0	0	0	X	0	0	0.0	0	0	0
10/6	PIT	X	0	0	0.0	0	0	0								X	1	8	8.0	8	0	0	X	1	8	8.0	8	0	0
10/13	at Was	X	0	0	0.0	0	0	0								X	2	70	35.0	58	0	0	X	2	70	35.0	58	0	0
10/20	SF	X	0	0	0.0	0	0	0								X	1	0	0.0	0	0	0	X	1	0	0.0	0	0	0
10/27	ATL	Inactive														X	0	0	0.0	0	0	0	X	0	0	0.0	0	0	0
11/10	at Car	Did Not Play														X	0	0	0.0	0	0	0	X	0	0	0.0	0	0	0
11/17	at Atl	Inactive														X	0	0	0.0	0	0	0	X	0	0	0.0	0	0	0
11/24	CLE	X	0	0	0.0	0	0	0								X	3	114	38.0	59	0	0	X	3	114	38.0	59	0	0
12/1	TB	Inactive														X	0	0	0.0	0	0	0	X	0	0	0.0	0	0	0
12/8	at Bal	Inactive														X	0	0	0.0	0	0	0	X	0	0	0.0	0	0	0
12/15	MIN	Inactive														X	0	0	0.0	0	0	0	X	0	0	0.0	0	0	0
12/22	at Cin	Inactive														X	1	8	8.0	8	0	0	X	1	8	8.0	8	0	0
12/29	CAR	Inactive														X	0	0	0.0	0	0	0	X	0	0	0.0	0	0	0
2002 Season		6	0	0	0	0.0	0	0	1	0	0	0	0.0	0	0	16	08	200	25.0	59	0	0	16	08	200	25.0	59	0	0
Saints Career		6	0	0	0	0.0	0	0	1	0	0	0	0.0	0	0	24	08	200	25.0	59	0	0	24	08	200	25.0	59	0	0
Career Totals		25	0	1	9	9.0	0	0	1	0	0	0	0.0	0	0	24	08	200	25.0	59	0	0	24	08	200	25.0	59	0	0

#25 Fred McAfee									#26 Deuce McAllister									#80 Jerome Pathon								
Date	Opp.	GP	ST	REC	YDS	AVG	LG	TD	GP	ST	REC	YDS	AVG	LG	TD	GP	ST	REC	YDS	AVG	LG	TD				
9/8	at TB	X		0	0	0.0	0	0	X	X	4	12	3.0	7	0	X	X	2	15	7.5	13	0				
9/15	GB	X		0	0	0.0	0	0	X	X	1	4	4.0	4	0	X	X	2	12	6.0	7	1				
9/22	at Chi	Inactive							X	X	4	42	10.5	30	0	X	X	5	71	14.2	24	1				
9/29	at Det	Inactive							X	X	8	67	8.4	17	0	X	X	6	55	9.2	16	1				
10/6	PIT	X		0	0	0.0	0	0	X	X	2	20	10.0	17	0	X	X	2	79	39.5	64	1				
10/13	at Was	Inactive							X	X	1	-2	-2.0	-2	0	X	X	1	24	24.0	24	0				
10/20	SF	Inactive							X	X	5	35	7.0	16	1	X	X	4	59	14.8	19	0				
10/27	ATL	Inactive							X	X	5	56	11.2	19	1	X	X	2	21	10.5	21	0				
11/10	at Car	X		0	0	0.0	0	0	X	X	4	34	8.5	19	0	X	X	3	32	10.7	38	0				
11/17	at Atl	X		0	0	0.0	0	0	X	X	4	30	7.5	14	0	X	X	7	48	6.9	15	0				
11/24	CLE	X		0	0	0.0	0	0	Did Not Play							X	X	4	39	9.8	16	0				
12/1	TB	X		0	0	0.0	0	0	X	X	1	7	7.0	7	0	X	X	0	0	0.0	0	0				
12/8	at Bal	X		0	0	0.0	0	0	X	X	3	10	3.3	10	0	X	X	1	11	11.0	11	0				
12/15	MIN	X		0	0	0.0	0	0	X	X	3	27	9.0	17	1	X	X	4	57	14.3	20	0				
12/22	at Cin	X		0	0	0.0	0	0	X	X	0	0	0.0	0	0	Inactive										
12/29	CAR	X		0	0	0.0	0	0	X	X	2	10	5.0	8	0	Inactive										
2002 Season		11		0	0	0	0.0	0	15	15	47	352	7.5	30	3	14	13	43	523	12.2	64	4				
Saints Career		77		5	3	27	9.0	16	0	31	19	62	518	8.4	30	14	13	43	523	12.2	64	4				
Career Totals		149		6	35	211	6.0	30	0	31	19	62	518	8.4	30	4	60	43	181	2173	12.0	64	4			

2002 INDIVIDUAL STATISTICS

Kickoff Return

		#48 James Fenderson							#84 Michael Lewis							#25 Fred McAfee						
Date	Opp.	GP	ST	NO	YDS	AVG	LG	TD	GP	ST	NO	YDS	AVG	LG	TD	GP	ST	NO	YDS	AVG	LG	TD
9/8	at TB	X		0	0	0.0	0	0	X		3	52	17.3	24	0	X		0	0	0.0	0	0
9/15	GB	X		0	0	0.0	0	0	X		5	111	22.2	35	0	X		0	0	0.0	0	0
9/22	at Chi	X		0	0	0.0	0	0	X		6	141	23.5	29	0	Inactive						
9/29	at Det	X		0	0	0.0	0	0	X		7	158	22.6	29	0	Inactive						
10/6	PIT	X		0	0	0.0	0	0	X		4	102	25.5	33	0	X		0	0	0.0	0	0
10/13	at Was	X		0	0	0.0	0	0	X		5	203	40.6	90t	1	Inactive						
10/20	SF	X		1	22	22.0	22	0	X		5	137	27.4	51	0	Inactive						
10/27	ATL	X		0	0	0.0	0	0	X		6	201	33.5	65	0	Inactive						
11/10	at Car	X		1	21	21.0	21	0	X		4	56	14.0	20	0	X		0	0	0.0	0	0
11/17	at Atl	X		0	0	0.0	0	0	X		5	111	22.2	34	0	X		0	0	0.0	0	0
11/24	CLE	X	X	0	0	0.0	0	0	X		4	103	25.8	29	0	X		0	0	0.0	0	0
12/1	TB	X		0	0	0.0	0	0	X		4	81	20.3	41	0	X		0	0	0.0	0	0
12/8	at Bal	X		0	0	0.0	0	0	X		3	48	16.0	18	0	X		1	18	18.0	18	0
12/15	MIN	X		0	0	0.0	0	0	X		4	183	45.8	97t	1	X		1	51	51.0	51	0
12/22	at Cin	X		0	0	0.0	0	0	X		2	58	29.0	35	0	X		0	0	0.0	0	0
12/29	CAR	X		0	0	0.0	0	0	X		3	62	20.7	30	0	X		0	0	0.0	0	0
2002 Season		16	1	2	43	21.5	22	0	16	0	70	1807	25.8	97t	2	11	0	2	69	34.5	51	0
Saints Career		20	1	2	43	21.5	22	0	24	0	102	2569	25.2	97t	2	77	5	66	1451	22.0	55	0
Career Totals		20	1	2	43	21.5	22	0	24	0	102	2569	25.2	97t	2	149	6	79	1630	20.6	55	0

Others:

#20 Jay Bellamy (1-5, 10/6 vs. Pit.)

#51 Bryan Cox (1-14, 10/27 vs. Atl)

#94 Charles Grant (2-10, 12/22 at Cin.)

#98 Willie Whitehead (1-8, 12/15 vs. Min.)

Punt Return

		#43 Keyuo Craver							#84 Michael Lewis						
Date	Opp.	GP	ST	NO	YDS	AVG	LG	TD	GP	ST	NO	YDS	AVG	LG	TD
9/8	at TB	X	X	0	0	0.0	0	0	X	3	48	16.0	18	0	
9/15	GB	X	0	0	0.0	0	0	0	X	4	44	11.0	17	0	
9/22	at Chi	Inactive							X	1	9	9.0	9	0	
9/29	at Det	Inactive							X	3	20	6.7	15	0	
10/6	PIT	Inactive							X	4	50	12.5	17	0	
10/13 at Was		Inactive							X	1	83	83.0	83t	1	
10/20 SF		Inactive							X	1	0	0.0	0	0	
10/27 ATL		Inactive							X	2	10	5.0	8	0	
11/10 at Car		X	0	0	0.0	0	0	0	X	7	98	14.0	35	0	
11/17 at Atl		X	0	0	0.0	0	0	0	X	2	3	1.5	3	0	
11/24 CLE		X	0	0	0.0	0	0	0	X	2	7	3.5	7	0	
12/1 TB		X	0	0	0.0	0	0	0	X	2	56	28.0	56	0	
12/8 at Bal		X	0	0	0.0	0	0	0	X	2	18	9.0	9	0	
12/15 MIN		X	0	0	0.0	0	0	0	X	1	0	0.0	0	0	
12/22 at Cin		X	0	0	0.0	0	0	0	X	4	40	10.0	12	0	
12/29 CAR		X	1	0	0.0	0	0	0	X	5	139	27.8	61	0	
2002 Season		10	1	1	0	0.0	0	0	16	044	625	14.2	83t	1	
Saints Career		10	1	1	0	0.0	0	0	24	058	706	12.2	83t	1	
Career Totals		10	1	1	0	0.0	0	0	24	058	706	12.2	83t	1	

2002 INDIVIDUAL STATISTICS

Kicking

3 John Carney

			PATs		Total						1-19		20-29		30-39		40-49		50+	
Date	Opp.	GP	M	A	M	A	PCT	LG	PTS	BLK	M	A	M	A	M	A	M	A	M	A
9/8	at TB	X	2	2	2	2	100	41	8	0	0	0	1	1	0	0	1	1	0	0
9/15	GB	X	5	5	0	1	0	0	5	0	0	0	0	0	0	1	0	0	0	0
9/22	at Chi	X	3	3	0	0	N/A	0	3	0	0	0	0	0	0	0	0	0	0	0
9/29	at Det	X	1	1	0	0	N/A	0	1	0	0	0	0	0	0	0	0	0	0	0
10/6	PIT	X	2	2	4	4	100	48	14	0	0	0	0	0	1	1	3	3	0	0
10/13	at Was	X	4	4	3	3	100	36	13	0	0	0	2	2	1	1	0	0	0	0
10/20	SF	X	2	2	3	4	75	46	11	0	0	0	1	1	1	1	1	1	0	1
10/27	ATL	X	3	3	2	2	100	40	9	0	0	0	0	0	0	0	2	2	0	0
11/10	at Car	X	4	4	2	2	100	39	10	0	0	0	1	1	1	1	0	0	0	0
11/17	at Atl	X	2	2	1	1	100	35	5	0	0	0	0	0	1	1	0	0	0	0
11/24	CLE	X	0	0	3	3	100	48	9	0	0	0	1	1	1	1	1	1	0	0
12/1	TB	X	2	2	1	2	50	48	5	0	0	0	0	0	0	0	1	2	0	0
12/8	at Bal	X	4	4	3	3	100	34	13	0	0	0	2	2	1	1	0	0	0	0
12/15	MIN	X	2	2	3	3	100	40	11	0	0	0	1	1	1	1	1	1	0	0
12/22	at Cin	X	1	1	2	3	66.7	43	7	0	0	0	0	0	1	2	1	1	0	0
12/29	CAR	X	0	0	2	2	100.0	38	6	0	0	0	0	0	2	2	0	0	0	0
2002 Season	16	37	37	31	35	88.6	48	130	0	0	0	9	9	11	13	11	12	0	1	
Saints Career	31	69	69	58	66	87.9	50	243	2	0	0	16	16	22	24	19	24	1	2	
Career Totals	197	368	373	321	391	82.1	54	1331	13	7	7	113	118	104	120	81	118	16	28	

Punting

4 Toby Gowin

Date	Opp.	GP	NO	YDS	AVG	LG	IN20	TB	BLK	RET	YDS	NE
9/8	at TB	Inactive										
9/15	GB	X	4	162	40.5	48	1	1	0	2	0	35.5
9/22	at Chi	X	5	215	43.0	51	0	0	0	3	8	41.4
9/29	at Det	X	5	202	40.4	49	1	0	0	4	33	33.8
10/6	PIT	X	3	147	49.0	52	0	0	0	3	35	37.3
10/13	at Was	X	4	158	39.5	47	1	2	0	1	-3	30.3
10/20	SF	X	0	0	N/A	0	0	0	0	0	0	N/A
10/27	ATL	X	1	44	44.0	44	1	0	0	0	0	44.0
11/10	at Car	X	8	372	46.5	55	1	2	0	4	16	39.5
11/17	at Atl	X	4	154	38.5	45	1	0	0	2	12	35.5
11/24	CLE	X	1	45	45.0	45	0	0	0	1	0	45.0
12/1	TB	X	5	200	40.0	47	1	0	0	3	14	37.2
12/8	at Bal	X	5	176	35.2	45	3	0	0	1	3	34.6
12/15	MIN	X	3	139	46.3	59	1	0	0	1	0	46.3
12/22	at Cin	X	6	234	39.0	50	2	0	0	4	8	37.7
12/29	CAR	X	7	305	43.6	57	2	1	0	4	54	33.0
2002 Season		15	61	2553	41.9	59	15	6	0	33	180	36.9
Saints Career		47	211	8776	41.6	62	61	21	0	106	990	34.9
Career Totals		95	455	19210	42.2	72	142	54	1	223	2024	35.4

Defense

#29 S Sammy Knight											#40 S Mel Mitchell										#43 DE Derrius Monroe									
Date	Opp.	TKL	AST	TOT	SACK	YDS	INT	PD	FF	FR	TKL	AST	TOT	SACK	YDS	INT	PD	FF	FR	TKL	AST	TOT	SACK	YDS	INT	PD	FF	FR		
9/8	at TB	9	3	12	1	7								0																
9/15	GB	6	4	10				2						0																
9/22	at Chi	11	2	13				1	1					0																
9/29	at Det	3	4	7				1						0																
10/6	PIT	4	4	8				1	1					0																
10/13	at Was	2	1	0				1	2					0																
10/20	SF	6	2	8						1				0																
10/27	ATL	8	3	11				2		1				0																
11/10	at Car	3	2	5										0																
11/17	at Atl	3	1	4			1	7		1				0																
11/24	CLE	6	1	7					1					0																
12/1	TB	6	3	9										0																
12/8	at Bal	5	2	7					1	1				0																
12/15	MIN	5	3	8										0																
12/22	at Cin	6	1	7					1					0																
12/29	CAR	5	3	8				2	2					0																
2002 Season		88	39	127		2	14	5	17	2	1	0	0	0	0	0	0	0	0	0	0	0	0	0	0	0	0	0		
Saints Career		441	183	624		5	26	28	63	5	10	0	0	0	0	0	0	0	0	0	0	0	0	0	0	0	0	0		
Career Totals		441	183	624		5	26	28	63	5	10	0	0	0	0	0	0	0	0	0	0	0	0	0	0	0	0	0		

#54 LB Darrin Smith											#90 DT Kenny Smith											#22 CB Fred Thomas										
Date	Opp.	TKL	AST	TOT	SACK	/YDS	INT	PD	FF	FR	TKL	AST	TOT	SACK	/YDS	INT	PD	FF	FR	TKL	AST	TOT	SACK	/YDS	INT	PD	FF	FR				
9/8	at TB	7	1	8				1			Inactive										3	3	6									
9/15	GB	7	5	12			1	1			Inactive										Inactive											
9/22	at Chi	6	3	9							Inactive										1		1				3					
9/29	at Det	6	4	10							Inactive										9		9				1					
10/6	PIT	10	4	14		3	20		1		1		1					1			6		1		7			1				
10/13	at Was	3		2							3		3		1.5	9					2		1		3			2				
10/20	SF	5		2					1		1		1								2		1		3			3				
10/27	ATL	5		2		7					3		1								2		1		3			1				
11/10	at Car	8		2		10			1	3	1		1								4		4		8			1				
11/17	at Atl	2		3		5					1		1			1	7				3		3		6		1	9				
11/24	CLE	4		3		7			1		3		1		4						3				3			1	1	1		
12/1	TB	6		2		8					2				2		1	5			5				2							
12/8	at Bal	2		2		4			2		1										1		8		1		9		2	3		
12/15	MIN	10		4		14					Inactive										6		1		7							
12/22	at Cin	2		1		3					Inactive										4				4			2	4	1		
12/29	CAR	Inactive									Inactive										3				3				1			
2002 Season		83		40		123		3.5	26.5	2	11		0	1	15		3	18		3.5	21		0	0	1	0	1	61	18	79		
Saints Career		223		100		333		7	39	4	40		1	1	21		7	28		3.5	21		0	1	0	1	139	44	183		1	
Career Totals		561		323		894		23	129	10	66		5	9	21		7	28		3.5	21		0	1	0	1	197	56	253		1	

[illegible]

2002 INDIVIDUAL STATISTICS

Special Teams Tackles

[illegible]

LEGEND: S – solo tackle; A – assisted tackle; TT – total tackles (solo + assists)
Home games in bold

Sacks

Opponent	Sacks-Yards Lost	Total Sacks-Yards Lost
at Tampa Bay	S. Knight (1-7), Whitehead (1-7), Grant (1-3)	3-17
vs. Green Bay	Whitehead (1-8)	1-8
at Chicago	Hand (1-8)	1-8
at Detroit		0-0
vs. Pittsburgh	D. Smith (3-20), Grant (1-4)	4-24
at Washington	Howard (3-24), Jackson (2-18.5), K. Smith (1.5-9), Hand (0.5-4.5)	7-56
vs. San Fran.		0-0
vs. Atlanta	Howard (1.5-6.5), Bellamy (0.5-1.5), Clemons (0.5-0.5), Jackson (0.5-0.5)	3-9
at Carolina	Whitehead (1-11), Howard (1-3)	2-14
at Atlanta	Thomas (1-9), S. Knight (1-7), K. Smith (1-7)	3-23
vs. Cleveland	Bellamy (1-6)	1-6
vs. Tampa Bay	Grant (1-12), Howard (1-8), K. Smith (1-5), Jackson (1-2)	4-27
at Baltimore	Team (1-12), Grant (1-8)	2-20
vs. Minnesota	Howard (1.5-9.5), Hand (1-3), D. Smith (0.5-6.5)	3-19
at Cincinnati	Grant (2-7)	2-7
vs. Carolina	Jackson (2-9), Grant (1-6)	3-15
Totals		39-253

! worth noting

Sack Attack

The Saints have led the NFC in sacks five times since 1990: 1992 (57), 1993 (51), 1997 (57), 2000 (66) and 2001 (53). Since Coach Jim Haslett arrived in 2000, New Orleans has posted 158 sacks, the highest total in the conference.

2002 INDIVIDUAL STATISTICS

Interceptions

Opponent	Interceptions-Yards	Total INT.-Yards
at Tampa Bay	Allen (1-0)	1-0
vs. Green Bay	D. Smith (1-17)	1-17
at Chicago	S. Knight (1-5)	1-0
at Detroit		None
vs. Pittsburgh	Knight (1-1)	1-1
at Washington	Bellamy (2-25), S. Knight (1-17), Hawthorne (1-0)	4-42
vs. San Fran.	Irvin (1-0)	1-0
vs. Atlanta		None
at Carolina	D. Smith (1-4)	1-4
at Atlanta	Irvin (1-10)	1-10
vs. Cleveland	Thomas (1-31), Carter (1-25)	2-56
vs. Tampa Bay	Bellamy (1-14)	1-14
at Baltimore	Thomas (2-6)	2-6
vs. Minnesota		None
at Cincinnati	Thomas (2-43)	2-43
vs. Carolina	Knight (2-13)	2-13
Totals		20-211

! worth noting



Historical Anniversaries for 2003

25th – June 11, 1978: QB Archie Manning won the NFL's Byron (Whizzer) White Award for his contributions to team, community and country.

25th – Aug. 5, 1978: Saints beat the Philadelphia Eagles, 14-7, in an exhibition game in Mexico City, the first NFL game played south of the U.S. border.

20th – Sept. 4, 1983: RB George Rogers set the team single-season rushing record with 206 yards on 24 carries in a 38-17 opening day win over the St. Louis Cardinals at the Superdome.

20th – Sept. 18, 1983: Saints defeated the Chicago Bears, 34-31, at the Superdome in OT for the first sudden-death victory in franchise history.

15th – Feb. 7, 1988: A club-record six Saints – K Morten Andersen, TE Hoby Brenner, G Brad Edelman, RB Rueben Mayes, LB Sam Mills, and CB Dave Waymer – were selected to the Pro Bowl.

30th – Nov. 4, 1973: Saints scored first shutout as they blanked Buffalo 13-0 in Tulane Stadium. New Orleans held Buffalo RB O.J. Simpson to his lowest rushing total of the season – 79 yards on 20 carries – as Simpson finished the year with then-NFL record 2,003 yards.

15th – Nov. 20, 1988: Saints score biggest win in franchise history with a 42-0 victory over the Denver Broncos. The win clinched the Saints' second consecutive winning season.

10th – Apr. 25, 1993: LB Pat Swilling was traded by the Saints to the Detroit Lions for their first- and fourth-round picks in 1993. The Saints picked T Willie Roaf with the eighth overall selection.

10th – May 19, 1993: A sports bill calling in part for renovations to the Louisiana Superdome and a new practice facility for the Saints passes state lawmakers in a vote in Baton Rouge.

10th – July 31, 1993: The Saints beat the Philadelphia Eagles, 28-16, in Tokyo, Japan, in the third international exhibition game the Saints participated in.

2002 TURNOVERTABLE

Saints Takeaways

Opp	Qtr	Turnover	Spot*	Result
at TB	OT	Tupa intercepted by Allen	TB 0	Touchdown
vs. GB	1	Favre intercepted by D. Smith	NO 48	Punt
vs. GB	2	Green fumble recovered by Hodge	GB 21	Touchdown
vs. GB	3	Glenn fumble recovered by Craver	GB 38	Touchdown
vs. GB	4	Favre fumble recovered by Clemons	GB 48	Punt
at Chi.	2	Johnson fumble recovered by Wilson	CHI 7	Touchdown
at Chi.	4	Miller intercepted by S.Knight	NO 0	End of Game
at Det		None		
vs. Pit	1	Maddox fumble recovered by Jackson	Pit 44	Field Goal
vs. Pit	4	Maddox intercepted by S.Knight	NO 21	Punt
at Was.	1	Ramsey intercepted by Bellamy	Was 21	Field Goal
at Was.	1	Ramsey intercepted by S.Knight	Was 35	Field Goal
at Was.	1	Davis fumble recovered by Bellamy	Was 30	Touchdown
at Was.	1	Ramsey intercepted by Bellamy	Was 27	Touchdown
at Was.	3	Ramsey intercepted by Hawthorne	NO 31	Touchdown
vs. SF	4	Barlow fumble recovered by S. Knight	SF 22	Touchdown
vs. SF	4	Garcia intercepted by Irvin	SF 37	Touchdown
vs. Atl	2	Dunn fumble recovered by Jackson	NO 5	Downs
vs. Atl	4	Dunn fumble recovered by Thomas	Atl 28	Touchdown
at Car	2	Peete intercepted by Smith	50	Punt
at Car	4	Peete fumble recovered by Grant	Car 34	Touchdown
at Atl	2	Vick intercepted by Irvin	NO 13	Half
vs. Cle	1	Couch intercepted by Carter	NO 38	Field Goal
vs. Cle	4	Couch intercepted by Thomas	NO 29	Field Goal
vs. TB	1	B. Johnson fumble recovered by Clemons	TB 29	Missed Field Goal
vs. TB	3	Stecker fumble recovered by Fenderson	TB 30	Fumble
vs. TB	4	B. Johnson intercepted by Bellamy	TB 47	Field Goal
at Bal.	1	Blake fumble recovered by Whitehead	Bal 24	Field Goal
at Bal.	2	Lewis fumble recovered by Irvin	Bal 28	Touchdown
at Bal.	3	Blake intercepted by Thomas	NO 22	Punt
at Bal.	3	Lewis fumble recovered by K. Smith	Bal 22	Touchdown
at Bal.	4	Blake intercepted by Thomas	Bal 35	Touchdown
vs. Min.		None		
at Cin.	1	Dillon fumble recovered by Bellamy	NO 38	Fumble
at Cin.	2	Kitna fumble recovered by Clemons	Cin 16	Missed Field Goal
at Cin.	2	Kitna intercepted by Thomas	Cin 48	Field Goal
at Cin.	3	Kitna intercepted by Thomas	NO 22	Downs
vs. Car.	1	Goings fumble recovered by Jackson	Car 12	Field Goal
vs. Car.	2	Peete intercepted by S. Knight	NO 6	Punt
vs. Car.	4	Peete intercepted by S. Knight	NO 41	Downs

Takeaway Totals: 38 takeaways (20 interceptions, 18 fumbles), 126 points (14 TD, 9 FG)

* - spot where turnover was made

2002 TURNOVER TABLE

Saints Giveaways

Opp	Qtr	Turnover	Spot*	Result
at TB	3	Brooks intercepted by Brooks	TB 23	Missed Field Goal
vs. GB	2	Brooks intercepted by McKenzie	GB 49	Punt
vs. GB	2	Brooks intercepted by Sharper	GB 42	Touchdown
at Chi.	1	McAllister fumble recovered by Knight	Chi 49	Field Goal
at Chi.	1	Brooks intercepted by Austin	Chi 48	Touchdown
at Chi.	2	Fontenot fumble recovered by Knight	NO 13	Field Goal
at Det	1	Brooks fumble recovered by Hall	NO 22	Touchdown
at Det	3	Brooks intercepted by Harris	NO 41	Field Goal
at Det	4	Brooks intercepted by Claiborne	Det 36	Punt
vs. Pit		None		
at Was.	2	Brooks intercepted by Ohalet	NO 22	Touchdown
vs. SF	2	Lewis fumble recovered by Carter	SF 28	Field Goal
vs. Atl	2	McAllister fumble recovered by Rogers	Atl 29	Touchdown
vs. Atl	2	Brooks intercepted by Draft	50	Fumble
vs. Atl	3	Brooks intercepted by Carpenter	NO 36	Touchdown
at Car		None		
at Atl	2	Brooks fumble recovered by Brooking	Atl 34	Punt
at Atl	4	Brooks intercepted by Bolden	NO 33	Touchdown
vs. Cle	2	Brooks fumble recovered by Brown	Cle 15	Punt
vs. Cle	2	Lewis fumble recovered by Andra Davis	NO 36	Touchdown
vs. Cle	2	Brooks intercepted by Henry	Cle 1	Half
vs. Cle	3	Brooks intercepted by Little	Cle 0	Interception
vs. Cle	4	Brooks intercepted by Henry	Cle 43	Punt
vs. Cle	4	Fenderson fumble recovered by Roye	NO 28	End of Game
vs. TB	3	Brooks fumble recovered by Spires	TB 33	Punt
at. Bal	1	Lewis fumble recovered by Maese	NO 41	Downs
at Bal	2	McAllister fumble recovered by Boulware	Bal 24	Fumble
vs. Min.		None		
at Cin.	1	T. Smith fumble recovered by Spikes	Cin 31	Fumble
at Cin.	1	Brooks fumble recovered by Spikes	Cin 48	Punt
vs. Car	2	Reed fumble recovered by Cousin	Car 11	Punt
vs. Car	2	Brooks intercepted by Cousin	Car 22	Interception
vs. Car	4	Brooks intercepted by Cousin	Car 33	End of Game

Giveaway Totals: 30 giveaways (15 interceptions, 15 fumbles), 68 points (8 TD, 4 FG)

*Spot where the turnover was made

TRANSACTIONS LOG

2002 Transactions Log

January

9 - Defensive coordinator Ron Zook resigned to accept the head coaching position at the University of Florida; defensive assistant Mike Woodford resigned to accept a coaching staff position at the University of Florida.
16 - Signed WR Hilton Alexander, LB Roylin Bradley, RB Jeff Chaney, LB J.J. Jones, C/G John Romero, G Chris Valletta and C Bruce Wiggins.
31 - Promoted Rick Venturi to defensive coordinator; named Mike Riley assistant head coach/secondary coach.

February

7 - Allocated CB Tim Carter, RB James Fenderson, LB Jonathan Jackson, DE Jermaine Miles, WR Onome Ojo and WR Jimmy Robinson to NFL Europe for the 2002 season.
8 - Named Mike Sheppard quarterbacks coach; Danny Langsdorf offensive assistant/quality control; promoted Jim Hostler to assistant wide receivers coach.
19 - Signed QB Jeff Lewis to a 1-year contract.
20 - Named Greg Brown defensive assistant/quality control.
28 - Tendered contract offers to QB Jake Delhomme (RFA), TE Lamont Hall (RFA), LB Curtis Holden (ERFA), S Steve Gleason (ERFA), LB Roger Knight (ERFA), WR Michael Lewis (ERFA), T Daryl Terrell (RFA), DE Willie Whitehead (RFA) & TE Eddie "Boo" Williams (ERFA); signed OL Jeff Chase, P Dan Hadenfeldt, P Dirk Johnson, DE Jermaine Miles, DB Dee Moronkola, WR Jimmy Robinson and T Mitch White; Terminated the contracts of WR Albert Connell and CB Steve Israel.

March

1 - Terminated the contract of QB Jeff Blake.
8 - Traded RB Ricky Williams and the fourth round selection in the 2002 NFL Draft to Miami for a first round and fourth round selection in the 2002 NFL Draft and a conditional third round selection in the 2003 NFL Draft.
12 - Signed free agent CB Dale Carter to a seven-year contract; signed free agent WR Jake Reed to a one-year contract; re-signed K John Carney to a one-year contract; terminated the contract of G Tom Ackerman; withdrew the contract tender offer to T Daryl Terrell (RFA).
26 - Traded T William Roaf to the Kansas City Chiefs for a conditional fourth round selection in the 2003 NFL Draft.
27 - Re-signed TE Johnny Mitchell to a one-year contract.

28 - Signed free agent LB Bryan Cox to a one-year contract.

April

1 - Signed free agent T Spencer Folau to a two-year contract.
3 - Signed free agent TE David Sloan to a four-year contract.
4 - Signed free agent T Victor Riley to a two-year contract; re-signed DE Willie Whitehead to a one-year contract.
11 - Signed free agent DT Grady Jackson to a two-year contract.
15 - Signed WR Jerome Pathon to a four-year contract.
23 - Signed undrafted free agents RB Jonathan Adams, T P.J. Alexander, LB Travis Carroll, WR Frank Cutolo, WR Todd Elstrom, CB Kevin House, DB Chonn Lacey, LB Andrew LeClair, WR Derrick Lewis, DT Jerry Montgomery, K Jeff Reed, S Rick Sherrod, FB Demetrius Smith and RB Ricky Williams; signed free agents DT Abdul-Salaam Noah and DT Richard Seals.
24 - Agreed to terms with CB Ken Irvin on a one-year contract.

May

2 - Re-signed CB Jerry Wilson.
9 - Released General Manager of Football Operations Randy Mueller from his contract.
13 - Promoted Mickey Loomis to General Manager of Football Operations from Director of Football Administration.
15 - Signed TE Boo Williams (ERFA) to a one-year contract.
28 - Signed free agent C/G Kendyl Jacox to a five-year contract.
31 - Re-signed TE Lamont Hall

June

4 - Terminated the contract of LB Keith Mitchell
20 - Signed CB Jahlil Henley; terminated the contract of C Bruce Wiggins

July

17 - Signed free agent CB Fakhir Brown to two-year contract; signed free agent DT Damonte McKenzie to a one-year contract. Terminated contracts of RB Jonathan Adams, P Dan Hadenfeldt, S Chonn Lacey, LB Andrew LeClair, C/G John Romero.
19 - CB Dale Carter suspended indefinitely for violating the League's Substance Abuse Policy. Suspension begins immediately and he is prohibited from participating in any team activities during the suspension.

FOR MORE INFO LOG ON TO

www.neworleanssaints.com

22 - Agreed to terms with rookie LB James Allen (D3) and TE John Gilmore (D6b); Re-signed WR Michael Lewis (ERFA).
23 - Agreed to terms on a one-year contract with RB Terry Allen (UFA-Balt).
24 - Terminated contract of CB Kevin Mathis, failed physical. Agreed to terms with CB Keyuo Craver (D4). Signed LB James Allen (D3) and TE John Gilmore (D6b).
25 - Agreed to terms with S Mel Mitchell (D5), QB J.T. O'Sullivan (D6a) and DE Derrius Monroe (D7) on three-year contracts.
26 - Terminated the contract of DT Jerry Montgomery.
27 - Agreed to terms with rookie G/C LeCharles Bentley (D2). Waived DB Tim Carter, failed physical. Declared T Shane Cook Physically Unable to Perform. Signed RB Terry Allen (UFA-Balt), CB Keyuo Craver (D4), DE Charles Grant (D1b), QB J.T. O'Sullivan (D6a), S Mel Mitchell (D5) and DE Derrius Monroe (D7).
29 - Signed rookie WR Donte Stallworth (D1a) to a six-year contract.

August

7 - Signed Coach Jim Haslett to a multi-year contract extension.
8 - Signed rookie RB Paris Gaines (FA); waived DB Dee Moronkola, injury settlement.
19 - Terminated the contract of QB Jeff Lewis.
20 - Terminated the contract of TE Johnny Mitchell.
22 - Signed WR Robert Wilson.
23 - Placed OT Shane Cook waived/failed physical.
26 - Waived Roylin Bradley, RB Jeff Chaney, WR Frank Cutulo, WR Todd Elstrom, RB Paris Gaines, CB Jahi Henley, WR Derrick Lewis, K Jeff Reed, S Rick Sherrod, G Chris Valletta and WR Richard Williams. Placed LB Curtis Holden on injured reserve; Waived/injury settlement WR Hilton Alexander.
27 - Waived FB Demetrius Smith, re-signed rookie WR Derrick Lewis.
31 - Traded undisclosed 2003 draft pick to the Cincinnati Bengals for RB Curtis Keaton. Terminated contract of RB Terry Allen.

September

1 - Waived T P. J. Alexander, RB Terry Allen, OL Jeff Chase, TE John Gilmore, CB Kevin House, LB Jonathan Jackson, P Dirk Johnson, LB J.J. Jones, WR Derrick Lewis, DT DaMonte McKenzie, DE Jermaine Miles, S Richard Newsome, DT Abdul-Salam Noah, WR Onome Ojo, WR Jimmy Robinson, DT Richard Seals, T Mitch White, CB Jerry Wilson and WR Robert

Wilson. Traded RB Ricky Williams to the Indianapolis Colts for undisclosed 2003 draft pick.
2 - Signed T P.J. Alexander, T Mitch White, CB Kevin House, LB J.J. Jones and WR Derrick Lewis to the practice squad.
6 - Waived CB Fakhir Brown and signed P Dirk Johnson to a one-year contract.
7 - Signed QB Aaron Brooks to a six-year contract extension.
9 - Waived P Dirk Johnson. Activated T Victor Riley after he served a one-game NFL suspension.
10 - Waived C Bubba Miller, signed CB Jerry Wilson. Waived G Tutan Reyes, signed CB Fakhir Brown.
11 - Signed G Tutan Reyes to the practice squad after he cleared waivers, terminated practice squad contract of WR Derrick Lewis.
18 - Waived FB Moran Norris (claimed off waivers by the Houston Texans); Signed C Bubba Miller.
28 - Waived DE Derrius Monroe; signed LB J.J. Jones from practice squad.

October

2 - Terminated practice squad contract of G Tutan Reyes (claimed by Tampa Bay Buccaneers).
3 - Signed WR Kahlil Hill and DE Derrius Monroe to the practice squad.
15 - Claimed LB J.R. Johnson off Baltimore Ravens practice squad; released C Bubba Miller.
28 - Signed DT Abdul-Salam Noah to the practice squad.

November

4 - CB Dale Carter reinstated by the NFL and placed on the club's reserve/suspended list. Carter was suspended July 17 for violating the League's Substance Abuse Policy.
5 - Signed DE Ronald Flemons to the Practice Squad. Terminated Practice Squad contract of DE Derrius Monroe.
9 - G Wally Williams suspended without pay for four games for violating the NFL's Substance Abuse Policy.
13 - Waived CB Jerry Wilson. Signed C Bubba Miller.

December

7 - Four-game NFL suspension on G Wally Williams is lifted and he is added to the active roster. LB J.R. Johnson is waived.
20 - Terminated contract of DB Tim Carter (NFL).
22 - CB Michael Hawthorne on Injured Reserve; Signed WR Derrick Lewis from Practice Squad.
26 - Signed DB Corey Hall to the Practice Squad.

2003 TransactionsLog

January

28 - Signed T P.J. Alexander, WR Kerwin Cook, QB Chris Finlen, FB Demetrius Smith, WR Nate Turner, S Corey Hall, DT Jovon Bush, C Terence Wagner and RB Walt Williams.
30 - Signed DE Greg White and OT Jared Peck.

February

13 - Jerry Palmieri hired as assistant strength and conditioning coach.
20 - Defensive backs/assistant head coach Mike Riley resigned to accept head coaching position at Oregon State University.
26 - Assistant wide receivers coach Jim Hostler resigned to accept quarterback coach position at the New York Jets. Joe Baker is promoted to defensive backs coach after serving as assistant defensive backs coach. Danny Langsdorf promoted to assistant wide receivers coach after serving as offensive assistant/quality control. John Misciagna hired as offensive assistant/quality control.

March

5 - Signed CB Ashley Ambrose (four-year contract), T Wayne Gandy (six-year contract) and LB Orlando Ruff (three-year contract). Signed DB Shawn Byrdsong, WR Terrell Harris, G Melvin Paige, and P Casey Roussel.
7 - Signed P Mitch Berger to five-year contract; Agreed to terms with K John Carney on a five-year contract.
11 - Signed K John Carney to five-year contract.
13 - Traded sixth-round pick to the Minnesota

Vikings for QB Todd Bouman.

17 - Re-signed LB Curtis Holden.
19 - Re-signed RB Fred McAfee to one-year contract. Signed DT John Schlecht.
21 - Traded T Kyle Turley to the St. Louis Rams for a second-round pick in 2004.
25 - Signed RB Tavian Banks.

April

3 - Re-signed T Scott Sanderson (UFA).
14 - Signed TE Ernie Conwell (UFA) five-year contract.
15 - Club announces 2003 training camp practices will be held at the team's practice facility in Metairie, La.
19 - Traded third- and seventh-round picks in 2003 and an undisclosed pick in 2004 to New England Patriots for S Tebucky Jones; Re-signed RB Curtis Keaton (RFA) and TE Boo Williams (ERFA).
25 - Agreed to terms with DE/DT Willie Whitehead (UFA) on a three-year contract.

May

1 - Waived G Wally Williams.
8 - Re-signed CB Michael Hawthorne (RFA).
12 - Re-signed S Steve Gleason (ERFA) and LB Roger Knight (ERFA).
27 - Traded seventh-round draft pick in 2004 to the Miami Dolphins for LB Derrick Rodgers.
28 - Waived P Casey Roussel.
29 - Claimed DB Steve Smith off waivers from Jacksonville Jaguars.

! worthnoting

Passing Marks

MOST TOUCHDOWN PASSES FOR A SAINTS QB IN A SEASON

Quarterback	Year	TD Passes
1. Aaron Brooks	2002	27
2. Aaron Brooks	2001	26
2. Jim Everett	1995	26
4. Archie Manning	1980	23
5. Jim Everett	1994	22

MOST TOUCHDOWN PASSES IN 2002

Quarterback	Team	TD Passes
1. Tom Brady	NE	28
2. Aaron Brooks	NO	27
2. Brett Favre	GB	27
2. Peyton Manning	IND	27
5. Rick Gannon	OAK	26
5. Trent Green	KC	26

AT TAMPA BAY

GAME 1

SAINTS: 26 BUCCANEERS: 20
RAYMOND JAMES STADIUM
TAMPA BAY, FLA. - 09/06/02
ATTENDANCE: 65,554 TIME: 3:41

The Saints opened the 2002 season – while also kicking off a new rivalry with NFC South foe Tampa Bay – with a thrilling overtime win. It was the 11th time that New Orleans started a season with a victory.

K **John Carney** capped the Saints' two opening drives with field goals as New Orleans led, 6-0, at the end of the first quarter. Tampa Bay cut into that lead early in the second quarter with a field goal.

The Saints scored their first touchdown a few possessions later when QB **Aaron Brooks** connected with TE **Boo Williams** on a 32-yard TD pass. The Saints held Tampa Bay scoreless for the rest of the quarter, with DE **Darren Howard** blocking a field goal to end the first half.

The Bucs opened the third quarter with a six-play, 54-yard touchdown drive. New Orleans responded with an 82-yard march on its next possession, with WR **Donte Stallworth** scoring on a 41-yard TD strike.

After QB **Brad Johnson** tossed an 11-yard touchdown in the fourth quarter, Tampa Bay had cut the Saints' lead to 20-17. On the

last possession of regulation, the Buccaneers marched 51 yards in 2:01 to set up a 40-yard field goal to send the contest into overtime.

The Saints had two possessions in the extra period but were unable to mount a scoring drive. The Bucs opened their third

! notebook

RB Fred McAfee was voted NFC Special Teams Player of the Week for his performance.

RB Deuce McAllister rushed for a 109 yards on 31 carries and WR **Joe Horn** had eight catches for 108 yards. It was the best opening-day totals of both player's careers.

The Saints improved to 5-7 all-time in overtime games, posting their third-straight victory.

New Orleans has won four of its last five openers, including the last two under Coach **Jim Haslett**.

possession on their 10, but after three plays were forced to punt from their end zone. **RB Fred McAfee** steamed around a couple of blockers to grab P **Tom Tupa**. The punter flipped the ball in desperation to LB **James Allen**, who was standing in the end zone. The interception for a TD gave New Orleans the 26-20 win.

SAINTS-BUCCANEERS GAME SUMMARY

New Orleans Saints (1-0)	6	7	0	7	6	-	26
Tampa Bay Buccaneers (0-1)	0	3	7	10	0	-	20

Team	Qtr	Time	Play Description (Extra Point) (Drive Info)	V-H
NO	1	8:13	Carney 28 yd. FG (13-56, 6:47)	3-0
NO	1	0:19	Carney 41 yd. FG (11-50, 4:45)	6-0
TB	2	13:20	M. Gramatica 52 yd. FG (6-39, 1:59)	6-3
NO	2	4:02	Williams 32 yd pass from Brooks (Carney kick)(7-64, 4:22)	13-3
NO	3	11:34	Stallworth 41 yd. pass from Brooks (Carney kick) (6-82, 2:58)	20-10
TB	4	2:41	Jurevicius 11 yd. pass from Johnson (Gramatica kick) (12-73, 2:29)	20-17
TB	4	0:00	Gramatica 40 yd. FG (10-51, 2:01)	20-20
NO	OT	2:50	Allen interception in end zone	26-20

FIELD GOALS (made (I) and missed)

NOS: Carney (28) (48) **TB:** Gramatica (52), 47B, 53 WL, (40)

1 @ TAMPA BAY

NEW ORLEANS SAINTS						
RUSHING	ATT	YDS	AVG	LG	TD	
McAllister	31	109	3.5	14	0	
Brooks	3	9	3.0	6	0	
Total	34	118	3.5	14	0	

PASSING	ATT	CMP	YDS	SK/YD	TD	LG	IN
Brooks	42	24	260	2/10	2	41	1
Total	42	24	260	2/10	2	41	1

RECEIVING	NO	YDS	AVG	LG	TD	
Horn	8	108	13.5	26	0	
Stallworth	4	63	15.8	41	1	
McAllister	4	12	3.0	7	0	
Smith	3	6	2.0	3	0	
Pathon	2	15	7.5	13	0	
B. Williams	1	32	32.0	32	1	
Sloan	1	12	12.0	12	0	
Reed	1	12	12.0	12	0	
Total	24	260	10.8	41	2	

INTERCEPTIONS	NO	YDS	AVG	LG	TD	
Allen	1	0	0.0	0	1	
Total	1	0	0.0	0	1	

PUNTING	NO	YDS	AVG	TB	I20	LG
Johnson	8	307	38.4	0	1	55
Total	8	307	38.4	0	1	55

PUNT RETURN	NO	YDS	AVG	FC	LG	TD
Lewis	3	48	16	0	18	0
[DOWNED]	3	0	0.0	0	0	0
[TOUCHBACK]	2	0	0.0	0	0	0
Returns	3	48	16	0	18	0

KICKOFF RET.	NO	YDS	AVG	FC	LG	TD
Lewis	3	52	17.3	0	24	0
[TOUCHBACK]	1	0	0	0	0	0
Returns	3	68	22.7	0	38	0

FUMBLES	FUM	REC	YDS	TD	FCD	REC	YDS	TD	O/B
Whitehead	0	0	0	0	1	0	0	0	0
Total	0	0	0	0	1	0	0	0	0

TEAM STATISTICS	N.O.	T.B.
TOTAL FIRST DOWNS	21	19
By Rushing	6	5
By Passing	13	12
By Penalty	2	2
3D: M - A - PCT.	10-20-50%	7-19-37%
4D: M - A - PCT.	0-0-0%	0-1-0%
TOTAL NET YARDS	368	333
Total Plays	78	77
Avg. Per Play	4.7	4.3
NET YARDS RUSHING	118	72
Total Rushes	34	21
Avg. Per Play	3.5	3.4
Tackles For Loss-Yds.	5-7	5-9
NET YARDS PASSING	250	261
Sacked-Yds. Lost	2-10	3-17
Gross Yards	260	278
PASSING: Att.-Comp.-INT	42-24-1	53-28-1
Avg. Per Play	5.7	4.7
KICKOFFS: No. - EZ - TB	6-0-0	4-1-1
PUNTS: No. - Avg.	8-38.4	8-43.9

TAMPA BAY BUCCANEERS						
RUSHING	ATT	YDS	AVG	LG	TD	
Pittman	12	50	4.2	21	0	
Alstott	6	11	1.8	8	0	
B. Johnson	3	11	3.7	5	0	
Total	21	72	3.4	21	0	

PASSING	ATT	CMP	YDS	SK/YD	TD	LG	IN
B. Johnson	52	28	278	3/17	2	38	0
Tupa	1	0	0	0	0	0	1
Total	53	28	278	3/17	2	38	1

RECEIVING	NO	YDS	AVG	LG	TD	
McCardell	6	63	10.5	16	1	
K. Johnson	5	76	15.2	38	0	
Pittman	5	31	6.2	13	0	
Alstott	4	48	12.0	15	0	
Jurevicius	4	37	9.3	13	1	
Dilger	2	7	3.5	5	0	
Yoder	1	10	10.0	10	0	
Stephens	1	6	6.0	6	0	
Total	28	278	9.9	38	2	

INTERCEPTIONS	NO	YDS	AVG	LG	TD	
Brooks	1	23	23.0	0	0	
Total	1	23	23.0	0	0	

PUNTING	NO	YDS	AVG	TB	I20	LG
Tupa	8	351	43.9	2	2	52
Total	8	351	43.9	2	2	52

PUNT RETURN	NO	YDS	AVG	FC	LG	TD
K. Williams	5	29	5.8	0	17	0
[DOWNED]	2	0	0.0	0	0	0
[TOUCHBACK]	1	0	0.0	0	0	0
[OUT OF BOUNDS]	1	0	0.0	0	0	0
Returns	5	29	5.8	0	17	0

KICKOFF RET.	NO	YDS	AVG	FC	LG	TD
Stecker	4	118	29.5	0	37	0
Smith	1	25	25.0	0	25	0
[OUT OF BOUNDS]	1	0	0	0	0	0
Returns	5	143	28.6	0	37	0

FUMBLES	FUM	REC	YDS	TD	FCD	REC	YDS	TD	O/B
B. Johnson	1	0	0	0	1	0	0	0	0
Christy	0	1	0	0	1	0	0	0	0
Total	1	1	0	0	1	0	0	0	0

Had Blocked	0	0
FGs - PATs HAD BLKD.	0-0	1-0
NET PUNTING AVG.	34.8	32.9
TOTAL RET. YARDAGE	48	52
No. and Yds. Punt Ret.	3-48	5-29
No. and Yds. Kickoff Ret.	3-52	5-143
No. and Yds. Int. Ret.	1-0	1-23
PENALTIES: No. - Yds.	4-45	8-85
FUMBLES: No. - Lost	0-0	1-0
TOUCHDOWNS	3	2
Rushing	0	0
Passing	2	2
Interceptions	1	0
EXTRA POINTS: Made-Att.	2-2	2-2
Kicking: Made-Att.	2-2	2-2
FIELD GOALS: M-A	2-2	2-2
RED ZONE: M - A - PCT.	2-3-67%	0-2-0%
GOAL-TO-GO: M - A - PCT.	0-0-0%	1-1-100%
SAFETIES	0	0
FINAL SCORE	26	20
TIME OF POSSESSION	40:41	31:29



VS GREEN BAY

GAME 2

SAINTS: 35 PACKERS: 20
LOUISIANA SUPERDOME
NEW ORLEANS, LA - 09/15/02
ATTENDANCE: 67,958 TIME: 3:07

In a game where the Saints came out of the locker room hot and responded with more firepower when Green Bay threatened in the second half, New Orleans improved to 2-0 with a win over the Packers.

The Saints scored on their opening drive, an 11-play, 68-yard march that was sparked by a 40-yard completion from QB Aaron Brooks to WR Joe Horn. RB Deuce McAllister capped the possession with a four-yard touchdown run.

Green Bay scored on a field goal early in the second quarter. On the Packers' next possession, LB Sedrick Hodge recovered a fumble at the Packers 21. New Orleans made the most of the opportunity, with Brooks finding WR Jerome Pathon in the end zone for a five-yard TD to give the Saints a 14-3 lead.

Brooks would strike again in the second quarter, this time a 34-yard touchdown toss to WR Donte Stallworth as the speedy rookie took off down the left sideline with a screen pass.

But Brooks was intercepted on the Saints' final possession of the first half. Green Bay QB Brett Favre made the most of the turnover by finding WR Terry Glenn

for a 14-yard TD strike.

Three plays into the third quarter, Favre connected with Glenn, but a hit by CB Fakhir Brown forced a fumble. The ball was scooped up by rookie CB Keyuo Craver, who raced 38 yards for a TD to put

! notebook

With 123 yards, RB Deuce McAllister became the first player in club history to open a season with consecutive 100-yard rushing days.

WR Joe Horn had 120 receiving yards, making him the first wideout in team history to start with back-to-back 100-yard games.

LB Darrin Smith had 12 tackles - his highest total with the Saints - and an interception.

New Orleans ahead 28-10.

Late in the third quarter, Green Bay added a 26-yard TD pass, and the Packers posted a field goal in the fourth quarter to cut the Saints' lead to 28-20.

McAllister responded with 4:31 left, shaking loose for a 62-yard run on a four-play, 73-yard drive that was all rushing attempts by the running back. He capped the march with a two-yard TD, completing a comfortable win in the home opener.

SAINTS-PACKERS GAME SUMMARY

Green Bay Packers (1-1)	0	10	7	3	-	20
New Orleans Saints (2-0)	7	14	7	7	-	35

Team	Qtr	Time	Play Description (Extra Point) (Drive Info)	V-H
NO	1	7:36	McAllister 4 run (Carney kick) (11-68, 5:41)	0-7
GB	2	10:23	Longwell 27 FG (15-71, 7:31)	3-7
NO	2	5:12	Pathon 5 pass from Brooks (Carney kick) (5-21, 2:53)	3-14
NO	2	2:03	Stallworth 34 pass from Brooks (Carney kick)(4-52, 1:16)	3-21
GB	2	0:40	Glenn 14 pass from Favre (Longwell kick) (1-14, 0:08)	10-21
NO	3	13:53	Craver 38 fumble return (Carney kick)	10-28
GB	3	0:31	Driver 26 pass from Favre (Longwell kick) (6-71, 2:31)	17-28
GB	4	4:31	Longwell 36 FG (12-61, 6:03)	20-28
NO	4	2:00	McAllister 2 run (4-73, 2:31)	20-35

FIELD GOALS (made () and missed)

NO: Carney 39 WL GB: Longwell (27), (36)

2 VS. GREEN BAY



NEW ORLEANS SAINTS					
RUSHING	ATT	YDS	AVG	LG	TD
McAllister	21	123	5.9	62	2
Brooks	5	13	2.6	12	0
Fenderson	1	11	11.0	11	0
T. Smith	1	-1	-1.0	-1	0
Total	28	146	5.2	62	2

PASSING	ATT	CMP	YDS	SK/YD	TD	LG	IN
Brooks	28	16	217	1/6	2	40	2
Total	28	16	217	1/6	2	40	2

RECEIVING	NO	YDS	AVG	LG	TD
Horn	6	120	20.0	40	0
Stallworth	4	59	14.8	34	1
Pathon	2	12	6.0	7	1
Smith	2	2	1.0	3	0
Sloan	1	20	20.0	20	0
McAllister	1	4	4.0	4	0
Total	16	217	13.6	40	2

INTERCEPTIONS	NO	YDS	AVG	LG	TD
D. Smith	1	17	17.0	0	0
Total	1	17	17.0	0	1

PUNTING	NO	YDS	AVG	TB	I20	LG
Gowin	4	162	40.5	1	1	48
Total	4	162	40.5	1	1	48

PUNT RETURN	NO	YDS	AVG	FC	LG	TD
Lewis	4	44	11.0	0	17	0
Returns	4	44	11.0	0	17	0

KICKOFF RET.	NO	YDS	AVG	FC	LG	TD
Lewis	5	111	22.2	0	35	0
Returns	5	111	22.2	0	35	0

FUMBLES	FUM	REC	YDS	TD	FCD	REC	YDS	TD	O/B
Whitehead	2	1	0	0	1	0	0	0	0
Allen	0	1	0	0	0	0	0	0	0
Clemons	0	0	0	0	1	0	0	0	0
Brown	0	0	0	0	1	0	0	0	0
Hodge	0	0	0	0	1	0	0	0	0
TOTAL	2	2	0	0	2	3	38	0	0

TEAM STATISTICS	G.B.	N.O.
TOTAL FIRST DOWNS	18	16
By Rushing	4	6
By Passing	13	10
By Penalty	1	0
3D: Made - Att. - PCT.	3-13-23%	7-12-58%
4D: Made - Att. - PCT.	0-2-0%	0-0-0%
TOTAL NET YARDS	357	357
Total Plays	66	57
Avg. Per Play	5.4	6.3
NET YARDS RUSHING	95	146
Total Rushes	21	28
Avg. Per Play	4.5	5.2
Tackles For Loss-Yds.	1-1	2-2
NET YARDS PASSING	262	211
Sacked-Yds. Lost	1-8	1-6
Gross Yards	270	217
PASSING: Att.-Comp.-INT	44-29-1	28-16-2
Avg. Per Play	5.8	7.3
KICKOFFS: No. - EZ - TB	5-1-0	6-1-0
PUNTS: No. - Avg.	4-53.3	4-40.5

GREEN BAY PACKERS					
RUSHING	ATT	YDS	AVG	LG	TD
Green	17	81	4.8	14	0
Favre	3	15	5.0	13	0
Mealy	1	-1	-1.0	-1.0	0
Total	21	95	4.5	14	0

PASSING	ATT	CMP	YDS	SK/YD	TD	LG	IN
Favre	44	29	270	1/8	2	27	1
Total	44	29	270	1/8	2	27	1

RECEIVING	NO	YDS	AVG	LG	TD
Glenn	9	81	9.0	14	1
Green	6	53	8.8	18	0
Driver	4	51	12.8	26	0
Mealey	3	10	3.3	9	0
Martin	2	4	2.0	5	0
Walker	1	27	27.0	27	0
Franks	1	13	13.0	13	0
Ferguson	1	12	12.0	12	0
Wahle	1	7	7.0	7	0
Total	29	270	9.3	27	2

INTERCEPTIONS	NO	YDS	AVG	LG	TD
Sharper	1	44	44.0	0	0
McKenzie	1	0	0.0	0	0
Total	1	44	44.0	0	0

PUNTING	NO	YDS	AVG	TB	I20	LG
Bidwell	4	213	53.3	0	2	57
Total	4	213	53.3	0	2	57

PUNT RETURN	NO	YDS	AVG	FC	LG	TD
Gordon	2	0	0.0	0	0	0
[TOUCHBACK]	1	0	0.0	0	0	0
[OUT OF BOUNDS]	1	0	0.0	0	0	0
Returns	2	0	0.0	0	0	0

KICKOFF RET.	NO	YDS	AVG	FC	LG	TD
Walker	4	76	19.0	0	25	0
Davenport	2	41	20.5	0	24	0
Returns	6	117	19.5	0	25	0

FUMBLES	FUM	REC	YDS	TD	FCD	REC	YDS	TD	O/B
Glenn	1	0	0	0	0	0	0	0	0
Green	1	0	0	0	0	0	0	0	0
Favre	1	0	-5	0	0	0	0	0	0
Marshall	0	0	0	0	1	0	0	0	0
Total	1	1	0	0	1	0	0	0	0

Had Blocked	0	0
FGs - PATs HAD BLKD.	0-0	1-0
NET PUNTING AVG.	42.3	35.5
TOTAL RET. YARDAGE	44	61
No. and Yds. Punt Ret.	2-0	4-44
No. and Yds. Kickoff Ret.	6-117	5-111
No. and Yds. Int. Ret.	2-44	1-17
PENALTIES: # - Yds.	7-73	9-59
FUMBLES: # - Lost	3-3	2-0
TOUCHDOWNS	2	5
Rushing	0	2
Passing	2	2
Interceptions	0	1
EXTRA POINTS: M-A	2-2	5-5
Kicking: M-A	2-2	5-5
FIELD GOALS: M-A	2-2	0-1
RED ZONE: M-A-PCT.	1-3-33%	3-3-100%
GOAL-TO-G: M-A-PCT.	0-0-0%	3-3-100%
SAFETIES	0	0
FINAL SCORE	20	35
TIME OF POSSESSION	30:26	29:34



AT DETROIT

4

SAINTS: 21 LIONS: 26

FORD FIELD

DETROIT, MICH - 09/29/02

ATTENDANCE: 60,023 TIME: 3:17

New Orleans fell behind by 20 points on the road for the second-straight week, but in Detroit the Saints' fevered comeback charge fell short in the final quarter.

After a 70-yard return by Detroit WR **Desmond Howard** on the opening kickoff, the Saints defense held the Lions to a 23-yard field goal. But QB **Aaron Brooks** was hit from behind and fumbled three plays into the Saints' first possession. The loose ball was scooped up by Detroit DE **James Hall**, who rumbled 22 yards for a TD.

The Lions added another field goal in the first quarter and a touchdown pass in the second quarter before the Saints put together a 91-yard TD march. Brooks capped the drive with a four-yard scoring pass to WR **Donte' Stallworth**.

An interception ended a Saints' drive at the Detroit 10 to open the second half. After a 49-yard return, the Lions capitalized on the turnover with a field goal.

New Orleans started its comeback bid on the next possession with a 72-yard drive.

RB **Deuce McAllister** scored on a 12-yard TD sprint, and Brooks followed that by running in the two-point conversion.

The Lions responded by driving for another field goal early in the final quarter.

! notebook

WR **Donte' Stallworth** became the first rookie in 20 years to catch a TD in his first four games.

QB **Aaron Brooks** passed for 269 yards, the 11th time he reached 250 yards in 25 starts.

WR **Joe Horn** reached 200 catches (now 203) in 36 games, the fastest pace in club history.

Only a couple of weeks after surgery to repair a broken hand, CB **Fred Thomas** tied his career-high with nine solo tackles.

Brooks was intercepted on the ensuing possession, but later in the game he drove the Saints 82 yards for a touchdown.

The Lions had a final possession, getting the ball at the Detroit 19 with 3:41 remaining. With the Saints having used their last timeout, the Lions got a key first down and were able to run out the clock.

SAINTS-LIONS GAME SUMMARY

New Orleans Saints (3-1)	0	7	8	6	-	21
Detroit Lions (1-3)	13	7	3	3	-	26

Team	Qtr	Time	Play Description (Extra Point) (Drive Info)	V-H
DET	1	12:03	Hanson 23 FG (6-17, 2:57)	0-3
DET	1	10:31	Hall 22 fumble return (Hanson kick)	0-10
DET	1	5:41	Hanson 34 FG (7-36, 3:42)	0-13
DET	2	4:53	Schroeder 38 pass from Harrington (Hanson kick) (3-80, 1:30)	0-20
NO	2	1:25	Stallworth 4 pass from Brooks (Carney kick) (12-91, 3:28)	7-20
DET	3	7:24	Hanson 23 FG (7-36, 2:27)	7-23
NO	3	3:41	McAllister 12 run (Brooks run) (7-72, 3:43)	15-23
DET	4	11:47	Hanson 38 FG (7-17, 2:58)	15-26
NO	4	3:41	Pathon 6 pass from Brooks (run failed) (9-82, 2:22)	21-26
FIELD GOALS (made () and missed)				
DET: Hanson (23), (34), (23), (38)				

4 @ DETROIT



NEW ORLEANS SAINTS											DETROIT LIONS														
RUSHING	ATT	YDS	AVG	LG	TD						RUSHING	ATT	YDS	AVG	LG	TD									
D. McAllister	12	61	5.1	22	1						Stewart	18	65	3.6	37	0									
A. Brooks	4	49	12.3	21	0						Schlesinger	6	19	3.2	5	0									
Total	16	110	6.9	22	1						Huntley	3	4	1.3	3	0									
PASSING	ATT	CMP	YDS	SK/YD	TD	LG	IN						PASSING	ATT	CMP	YDS	SK/YD	TD	LG	IN					
Brooks	48	27	269	3/22	2	28	2						Harrington	2	-3	-1.5	-1	0							
Total	48	27	269	3/22	2	28	2						Total	30	85	2.8	37	0							
RECEIVING	NO	YDS	AVG	LG	TD						RECEIVING	NO	YDS	AVG	LG	TD									
McAllister	8	67	8.4	17	0						Schroeder	7	78	11.1	38	1									
Horn	6	87	14.5	28	0						Hakim	3	98	32.2	52	0									
Pathon	6	55	9.2	16	1						Foster	3	37	12.3	15	0									
Stallworth	3	14	4.7	9	1						Schlesinger	3	25	8.3	12	0									
Reed	2	40	20.0	24	0						Stewart	3	-5	-1.7	5	1									
Sloan	1	6	6.0	6	0						Ricks	1	34	34.0	34	0									
Smith	1	0	0.0	0	0						Total	20	267	13.4	352	1									
Total	27	269	10.0	28	2						Total	35	20	267	0/0	1	52	0							
INTERCEPTIONS	NO	YDS	AVG	LG	TD						INTERCEPTIONS	NO	YDS	AVG	LG	TD									
Total	0	0	0.0	0	0						Harris	1	49	49.0	49	0									
PUNTING	NO	YDS	AVG	TB	I20	LG						PUNTING	NO	YDS	AVG	TB	I20	LG							
Gowin	5	202	40.4	0	1	49						Claiborne	1	0	0.0	0	0								
Total	5	202	40.4	0	1	49						Total	2	49	24.5	49	0								
PUNT RETURN	NO	YDS	AVG	FC	LG	TD						PUNT RETURN	NO	YDS	AVG	FC	LG	TD							
Lewis	3	20	6.7	0	15	0						Hakim	3	29	9.7	1	21	0							
[DOWNED]	1	0	0.0	0	0	0						Foster	1	4	4.0	0	4	0							
Returns	3	20	6.7	0	15	0						Returns	4	33	8.3	1	21	0							
KICKOFF RET.	NO	YDS	AVG	FC	LG	TD						KICKOFF RET.	NO	YDS	AVG	FC	LG	TD							
Lewis	7	158	22.6	0	29	0						Howard	2	85	42.5	0	70	0							
Returns	7	158	22.6	0	29	0						Foster	2	50	25.0	0	25	0							
FUMBLES	FUM	REC	YDS	TD	FCD	REC	YDS	TD	O/B						FUMBLES	FUM	REC	YDS	TD	FCD	REC	YDS	TD	O/B	
Brooks	1	0	0	0	0	0	0	0	0						Jett	1	1	-12	0	0	0	0	0	0	
Total	1	0	0	0	0	0	0	0	0						Edwards	0	1	0	0	1	0	0	0	0	
															Hall	0	0	0	0	0	1	22	1	0	
															Total	1	1	-12	0	1	1	22	1	0	
TEAM STATISTICS	NO	DET											FGs - PATs HAD BLKD.	0-0	0-0										
TOTAL FIRST DOWNS	24	16											NET PUNTING AVG.	33.8	40.3										
By Rushing	6	3											TOTAL RET. YARDAGE	20	82										
By Passing	15	13											No. and Yds. Punt Ret.	3-20	4-33										
By Penalty	3	0											No. and Yds. Kickoff Ret.	7-158	4-135										
3d: Made - Att. - PCT.	7-13-54%	7-19-37%											No. and Yds. Int. Ret.	0-0	2-49										
4d: Made - Att. - PCT.	0-0-0%	1-2-50%											PENALTIES: No. - Yds.	6-38	5-44										
TOTAL NET YARDS	357	352											FUMBLES: No. - Lost	1-1	1-0										
Total Plays	67	65											TOUCHDOWNS	3	2										
Avg. Per Play	5.3	5.4											Rushing	1	0										
NET YARDS RUSHING	110	85											Passing	2	1										
Total Rushes	16	30											Interceptions	0	1										
Avg. Per Play	6.9	2.8											EXTRA POINTS: M-A	2-3	2-2										
Tackles For Loss-Yds.	2-4	6-19											Kicking: M-A	2-2	2-2										
NET YARDS PASSING	247	267											FIELD GOALS: Made-Att.	0-0	4-4										
Sacked-Yds. Lost	3-22	0-0											Red Zone: Made-Att.-Pct.	3-3-100%	0-4-0%										
Gross Yards	269	267											Goal-to-Go: Made- Att.-Pct.	2-2-100%	0-1-0%										
PASSING: Att.-Comp-INT	48-27-2	35-20-0											SAFETIES	0	0										
Avg. Per Play	4.8	7.6											FINAL SCORE	21	26										
KICKOFFS: No. - EZ - TB	4-0-0	7-3-0											TIME OF POSSESSION	26:23	33:37										
PUNTS: No. - Avg.	5-40.4	4-45.3																							



VS PITTSBURGH 5

SAINTS: 32 STEELERS: 29
LOUISIANA SUPERDOME
NEW ORLEANS, LA - 10/06/02
ATTENDANCE: 67,734 TIME: 3:13

The Saints notched their fourth victory of the season – and fourth over a 2001 play-off team – with a memorable win at home.

New Orleans took the early lead when K **John Carney** drilled a 40-yard field goal. The kick was set up by a fumble recovery on the Steelers' opening possession by DT **Grady Jackson**. The Saints would score again later in the quarter when QB **Aaron Brooks** capped a 78-yard drive with a 15-yard TD toss to WR **Jerome Pathon**.

The Steelers would respond on the next drive, marching 77 yards for a TD. WR **Michael Lewis** took the ensuing kickoff 33 yards, and Brooks and Pathon connected again on first down for a 65-yard strike to the Pittsburgh 1. RB **Deuce McAllister** completed the quick scoring drive on the next play by leaping into the end zone.

Pittsburgh followed with another scoring drive, capped by QB **Tommy Maddox** throwing a two-yard TD pass.

The Saints continued the offensive surge in the second half, driving 69 yards in four plays early in the third quarter. Mc-

Allister ended the march with an exclamation point – a 52-yard TD run – to give New Orleans a 26-15 lead.

Pittsburgh would drive for a TD on its next possession, and K **John Carney** would add a field goal to give the Saints a 29-22 advantage heading into the final quarter.

! notebook

RB **Deuce McAllister** had 123 yards and two touchdowns on 23 carries. His 52-yard scoring run was his longest TD carry of 2002.

WR **Jerome Pathon's** 64-yard catch was the longest career completion for Brooks.

The Saints scored 143 points in the first five games, the club's highest five-game total.

Early in the fourth quarter, Carney would add another field goal, but the Steelers marched 47 yards on eight plays for a TD on their final possession. S **Jay Bellamy** hauled in Pittsburgh's inside kick attempt, and the Saints ran out the clock.

"We scored almost every time we touched the ball," said Coach **Jim Haslett**. "It was the best performance by the offense since I've been here."

SAINTS-STEELERS GAME SUMMARY

Pittsburgh Steelers (1-3)	0	14	7	8	-	29
New Orleans Saints (4-1)	10	9	10	3	-	32

Team	Qtr	Time	Play Description (Extra Point) (Drive Info)	V-H
NO	1	9:15	Carney 40 FG (7-22, 3:36)	0-3
NO	1	1:38	Pathon 15 pass from Brooks (Carney kick) (9-78, 4:37)	0-10
NO	2	11:26	Carney 48 FG (10-21, 4:00)	0-13
PIT	2	5:21	Burress 20 pass from Maddox (Peterson kick) (10-77, 1:30)	7-13
NO	2	4:47	McAllister 1 run (pass failed) (4-69, 2:06)	7-19
PIT	2	1:49	Ward 2 pass from Maddox (Peterson kick) (7-80, 2:59)	14-19
NO	3	12:54	McAllister 52 run (Carney kick) (4-69, 2:06)	14-26
PIT	3	6:00	Bettis 6 run (12-80, 6:54)	21-26
NO	3	1:31	Carney 31 FG (8-55, 4:29)	21-29
NO	4	11:21	Carney 48 FG (6-17, 3:00)	21-32
PIT	4	1:26	Mathis 14 pass from Maddox (Maddox-Ward pass) (8-47, 1:54)	29-32

FIELD GOALS (made I) and missed)


NO: Carney (40), (48), (31), (48) Weather: Played indoors, weather artificially controlled

5 VS PITTSBURGH



NEW ORLEANS SAINTS											PITTSBURGH STEELERS																
RUSHING	ATT	YDS	AVG	LG	TD	RUSHING	ATT	YDS	AVG	LG	TD	RUSHING	ATT	YDS	AVG	LG	TD	RUSHING	ATT	YDS	AVG	LG	TD				
McAllister	23	123	5.3	52	2	Bettis	19	84	4.4	13	1	Bettis	19	84	4.4	13	1	Bettis	19	84	4.4	13	1				
Brooks	3	0	0.0	2	0	Zereoue	5	35	7.0	15	0	Zereoue	5	35	7.0	15	0	Zereoue	5	35	7.0	15	0				
Fenderson	1	-4	-4.0	-4	0	Ward	1	11	11.0	11	0	Ward	1	11	11.0	11	0	Ward	1	11	11.0	11	0				
Total	27	119	4.4	52	1	Randle El	1	-10	-10.0	-10	0	Randle El	1	-10	-10.0	-10	0	Randle El	1	-10	-10.0	-10	0				
PASSING	ATT	CMP	YDS	SK/YD	TD	LG	IN	PASSING	ATT	CMP	YDS	SK/YD	TD	LG	IN	PASSING	ATT	CMP	YDS	SK/YD	TD	LG	IN				
Brooks	24	14	207	2/11	1	64	0	Maddox	38	22	268	4/24	3	54	1	Maddox	38	22	268	4/24	3	54	1				
Total	24	14	207	2/11	1	64	0	Total	38	22	268	4/24	3	54	1	Total	38	22	268	4/24	3	54	1				
RECEIVING	NO	YDS	AVG	LG	TD	RECEIVING	NO	YDS	AVG	LG	TD	RECEIVING	NO	YDS	AVG	LG	TD	RECEIVING	NO	YDS	AVG	LG	TD				
Horn	6	70	11.7	21	0	Randle El	5	48	9.6	22	0	Randle El	5	48	9.6	22	0	Randle El	5	48	9.6	22	0				
Pathon	2	79	39.5	64	1	Ward	5	45	9.0	21	1	Ward	5	45	9.0	21	1	Ward	5	45	9.0	21	1				
Reed	2	22	11.0	13	0	Burress	4	59	14.8	22	1	Burress	4	59	14.8	22	1	Burress	4	59	14.8	22	1				
McAllister	2	20	10.0	17	0	Zereoue	3	84	28.0	54	0	Zereoue	3	84	28.0	54	0	Zereoue	3	84	28.0	54	0				
Sloan	1	8	8.0	8	0	Bruener	3	12	4.0	7	0	Bruener	3	12	4.0	7	0	Bruener	3	12	4.0	7	0				
Lewis	1	8	8.0	8	0	Mathis	2	20	10.0	14	1	Mathis	2	20	10.0	14	1	Mathis	2	20	10.0	14	1				
Total	14	207	14.8	64	1	Total	22	268	12.2	54	3	Total	22	268	12.2	54	3	Total	22	268	12.2	54	3				
INTERCEPTIONS	NO	YDS	AVG	LG	TD	INTERCEPTIONS	NO	YDS	AVG	LG	TD	INTERCEPTIONS	NO	YDS	AVG	LG	TD	INTERCEPTIONS	NO	YDS	AVG	LG	TD				
Knight	1	1	1.0	1	0	Total	0	0	0.0	0	0	Total	0	0	0.0	0	0	Total	0	0	0.0	0	0				
Total	1	1	1.0	1	0	PUNTING	NO <th>YDS</th> <th>AVG</th> <th>TB</th> <th>I20</th> <th>LG</th> <td>PUNTING</td> <td>NO<th>YDS</th><th>AVG</th><th>TB</th><th>I20</th><th>LG</th><td>PUNTING</td><td>NO<th>YDS</th><th>AVG</th><th>TB</th><th>I20</th><th>LG</th></td></td>	YDS	AVG	TB	I20	LG	PUNTING	NO <th>YDS</th> <th>AVG</th> <th>TB</th> <th>I20</th> <th>LG</th> <td>PUNTING</td> <td>NO<th>YDS</th><th>AVG</th><th>TB</th><th>I20</th><th>LG</th></td>	YDS	AVG	TB	I20	LG	PUNTING	NO <th>YDS</th> <th>AVG</th> <th>TB</th> <th>I20</th> <th>LG</th>	YDS	AVG	TB	I20	LG	
Gowin	3	147	49.0	0	0	52	Gowin	3	147	49.0	0	52	Gowin	3	147	49.0	0	52	Gowin	3	147	49.0	0	52			
Total	3	147	49.0	0	0	52	Total	4	189	47.3	0	0	Total	4	189	47.3	0	0	Total	4	189	47.3	0	52			
PUNT RETURN	NO	YDS	AVG	FC	LG	TD	PUNT RETURN	NO	YDS	AVG	FC	LG	TD	PUNT RETURN	NO	YDS	AVG	FC	LG	TD	PUNT RETURN	NO	YDS	AVG	FC	LG	TD
Lewis	4	50	12.5	0	17	0	Lewis	4	50	12.5	0	17	0	Lewis	4	50	12.5	0	17	0	Lewis	4	50	12.5	0	17	0
Returns	4	50	12.5	0	17	0	Returns	4	50	12.5	0	17	0	Returns	4	50	12.5	0	17	0	Returns	4	50	12.5	0	17	0
KICKOFF RET.	NO	YDS	AVG	FC	LG	TD	KICKOFF RET.	NO	YDS	AVG	FC	LG	TD	KICKOFF RET.	NO	YDS	AVG	FC	LG	TD	KICKOFF RET.	NO	YDS	AVG	FC	LG	TD
Lewis	4	102	25.5	0	33	0	Lewis	4	69	17.3	0	20	0	Lewis	4	69	17.3	0	20	0	Lewis	4	69	17.3	0	20	0
Bellamy	1	5	5.0	0	5	0	Mays	3	59	19.7	0	22	0	Mays	3	59	19.7	0	22	0	Mays	3	59	19.7	0	22	0
Returns	5	107	21.4	0	33	0	(Touchback)	1	0	0.0	0	0	0	(Touchback)	1	0	0.0	0	0	0	(Touchback)	1	0	0.0	0	0	0
FUMBLES	FUM	REC	YDS	TD	FCD	REC	YDS	TD	O/B	FUMBLES	FUM	REC	YDS	TD	FCD	REC	YDS	TD	O/B	FUMBLES	FUM	REC	YDS	TD	O/B		
Grant	0	0	0	0	1	0	0	0	0	Grant	1	0	0	0	0	0	0	0	0	Grant	1	0	0	0	0		
Jackson	0	0	0	0	1	1	0	0	0	Jackson	0	0	0	0	0	0	0	0	0	Jackson	0	0	0	0	0		
Total	0	0	0	0	2	1	0	0	0	Total	1	0	0	0	0	0	0	0	0	Total	1	0	0	0	0		

TEAM STATISTICS	PIT	NO	Had Blocked	0
TOTAL FIRST DOWNS	23	17	FGs - PATs HAD BLKD.	0-0
By Rushing	8	6	NET PUNTING AVG.	37.3
By Passing	13	9	TOTAL RET. YARDAGE	35
By Penalty	2	2	No. and Yds. Punt Returns	3-35
3D: Made-Att. Pct.	7-13-54%	5-12-42%	No. and Yds. Kickoff Returns	7-128
4D: Made-Att. Pct.	1-1-100%	0-0-0%	No. and Yds. Int. Returns	0-0
TOTAL NET YARDS	364	315	PENALTIES: No. - Yds.	7-80
Total Plays	68	53	FUMBLES: No. - Lost	1-1
Avg. Per Play	5.4	5.9	TOUCHDOWNS	4
NET YARDS RUSHING	120	119	Rushing	1
Total Rushes	26	27	Passing	3
Avg. Per Play	4.6	4.4	Interceptions	0
Tackles For Loss-Yds.	3-15	4-12	EXTRA POINTS: Made-Att.	4-4
NET YARDS PASSING	244	196	Kicking: Made-Att.	3-3
Sacked-Yds. Lost	4-24	2-11	FIELD GOALS: Made-Att.	0-0
Gross Yards	268	207	RED ZONE: Made-Att. Pct.	3-3-100%
PASSING: Att-Comp-INT	38-22-1	24-14-0	G-T-G: Made-Att. Pct.	2-2-100%
Avg. Per Play	5.8	7.5	SAFETIES	0
KICKOFFS: No. - EZ-TB	5-0-0	8-2-1	FINAL SCORE	29
PUNTS: No. - Avg.	4-47.3	3-49.0	TIME OF POSSESSION	32:14



AT WASHINGTON 6

SAINTS: 43 REDSKINS: 27

FEDEX FIELD
WASHINGTON, D.C. - 10/18/02
ATTENDANCE: 80,768 TIME: 3:19

New Orleans improved to 5-1 with a game full of firsts for the Saints. It was the first time the team scored over 40 points since 1989 (a 41-6 win at the Colts) and WR **Michael Lewis** became the first player in team history – and only the seventh in NFL record books – to return a punt and a kickoff for a TD in the same game. And DE **Darren Howard** had three sacks in a contest for the first time in his three-year career.

While there were several new achievements, there was also a routine to the win. New Orleans remained one of the league's top road teams, improving to 14-6 since 2000. The offense again created big plays in bunches, producing seven plays of over 15 yards. And the defense was as opportunistic as ever with four interceptions.

The Saints also proved yet again that they could weather an opponent's comeback attempt and respond with more firepower, outscoring Washington, 14-6, in the final two quarters after the Redskins pulled within eight near the end of the first half.

The Saints jumped out to a 20-0 lead after two field goals by K **John Carney** and a pair of TD passes by QB **Aaron Brooks**. After a 75-yard TD drive by the Redskins, Lewis took a kickoff 90 yards for the first touchdown return of his career. Washington responded with another scoring drive and

! notebook

WR Michael Lewis was honored as **NFC Special Teams Player of the Week** after posting **286 combined return yards** in the contest.

DE Darren Howard won **NFC Defensive Player of the Week** after recording **three sacks**.

RB Deuce McAllister notched his **fourth 100-yard performance** of the season with **121 yards**.

an interception return for a TD to cut the Saints' lead to 26-21. Carney added a field goal at the end of the first half.

The third quarter was highlighted by an 83-yard punt return by Lewis following the Redskins' opening possession. On the first play of the fourth quarter, Brooks threw a 31-yard TD pass, and the outcome of the contest was no longer in doubt.

SAINTS-REDSKINS GAME SUMMARY

New Orleans Saints (5-1)			13	16	7	7	-	43
Washington Redskins (2-3)			0	21	0	6	-	27
Team	Qtr	Time	Play Description (Extra Point) (Drive Info)					V-H
NO	1	8:44	Carney 21 FG (4-2, 1:31)					0-3
NO	1	6:49	Carney 23 FG (4-2, 1:35)					6-0
NO	1	4:41	B. Williams 2 pass from Brooks (Carney kick) (4-15, 1:22)					13-0
NO	2	14:54	Horn 14 pass from Brooks (Carney kick) (6-18, 3:24)					20-0
WASH	2	10:39	Davis 1 run (Tuthill kick) (7-75, 4:15)					20-7
NO	2	10:26	Lewis 90 kickoff return (run failed) (0-0, 0:13)					26-7
WASH	2	5:15	Ramsey 1 run (Tuthill kick) (10-81, 5:11)					26-14
WASH	2	1:47	Ohalette 78 interception return (Tuthill kick)					26-21
NO	2	0:00	Carney 36 FG (7-53, 1:47)					29-21
NO	3	13:04	Lewis 83 punt return (Carney kick) (0:13)					36-21
NO	4	14:52	Reed 31 pass from Brooks (Carney kick) (4-69, 2:04)					43-21
WASH	4	14:06	Watson 62 pass from Ramsey (pass failed) (3-53, 0:46)					43-27
FIELD GOALS (made (I) and missed) NO: Carney (21), (23), (36)								

6 @ WASHINGTON

NEW ORLEANS SAINTS											WASHINGTON REDSKINS																		
RUSHING	ATT	YDS	AVG	LG	TD	RUSHING	ATT	YDS	AVG	LG	TD	RUSHING	ATT	YDS	AVG	LG	TD	RUSHING	ATT	YDS	AVG	LG	TD						
McAllister	29	121	4.2	46	0	Davis	14	51	3.6	15	1	Davis	14	51	3.6	15	1	Davis	14	51	3.6	15	1						
Keaton	1	1	1.0	1	0	Betts	2	2	1.0	3	0	Betts	2	2	1.0	3	0	Betts	2	2	1.0	3	0						
Brooks	4	-3	-0.7	1	0	Ramsey	1	1	1.0	1	1	Ramsey	1	1	1.0	1	1	Ramsey	1	1	1.0	1	1						
Total	34	119	3.5	46	0	Total	17	54	3.2	15	2	Total	17	54	3.2	15	2	Total	17	54	3.2	15	2						
PASSING	ATT	CMP	YDS	SK/YD	TD	LG	IN	PASSING	ATT	CMP	YDS	SK/YD	TD	LG	IN	PASSING	ATT	CMP	YDS	SK/YD	TD	LG	IN						
Brooks	23	12	205	2/13	3	58	1	Ramsey	43	21	320	7/56	1	62	4	Ramsey	43	21	320	7/56	1	62	4						
Total	23	12	205	2/13	3	58	1	Total	43	21	320	7/56	1	62	4	Total	43	21	320	7/56	1	62	4						
RECEIVING	NO	YDS	AVG	LG	TD	RECEIVING	NO	YDS	AVG	LG	TD	RECEIVING	NO	YDS	AVG	LG	TD	RECEIVING	NO	YDS	AVG	LG	TD						
Horn	5	75	15.0	41	1	Watson	4	74	18.5	62	1	Watson	4	74	18.5	62	1	Watson	4	74	18.5	62	1						
Lewis	2	70	35.0	58	0	Gardner	4	40	10.0	23	0	Gardner	4	40	10.0	23	0	Gardner	4	40	10.0	23	0						
Reed	1	31	31.0	31	1	Thompson	3	44	14.7	18	0	Thompson	3	44	14.7	18	0	Thompson	3	44	14.7	18	0						
Pathon	1	24	24.0	24	0	Green	2	39	19.5	23	0	Green	2	39	19.5	23	0	Green	2	39	19.5	23	0						
Sloan	1	5	5.0	5	0	Doering	2	31	15.5	16	0	Doering	2	31	15.5	16	0	Doering	2	31	15.5	16	0						
Williams	1	2	2.0	2	1	Lockett	2	23	11.5	13	0	Lockett	2	23	11.5	13	0	Lockett	2	23	11.5	13	0						
McAllister	1	-2	-2.0	-2	0	Rasby	2	20	10.0	11	0	Rasby	2	20	10.0	11	0	Rasby	2	20	10.0	11	0						
Total	12	205	17.1	58	3	Betts	1	40	40.0	40	0	Betts	1	40	40.0	40	0	Betts	1	40	40.0	40	0						
INTERCEPTIONS	NO	YDS	AVG	LG	TD	INTERCEPTIONS	NO	YDS	AVG	LG	TD	INTERCEPTIONS	NO	YDS	AVG	LG	TD	INTERCEPTIONS	NO	YDS	AVG	LG	TD						
Bellamy	2	25	12.6	16	0	Ohalette	1	78	78.0	78	1	Ohalette	1	78	78.0	78	1	Ohalette	1	78	78.0	78	1						
Knight	1	17	17.0	17	0	Total	1	78	78.0	78	1	Total	1	78	78.0	78	1	Total	1	78	78.0	78	1						
Hawthorne	1	0	0.0	0	0																								
Total	4	42	10.5	16	0																								
PUNTING	NO	YDS	AVG	TB	I20	LG	PUNTING	NO	YDS	AVG	TB	I20	LG	PUNTING	NO	YDS	AVG	TB	I20	LG	PUNTING	NO	YDS	AVG	TB	I20	LG		
Gowin	4	158	39.5	2	1	47	Barker	2	77	38.5	0	1	45	Barker	2	77	38.5	0	1	45	Barker	2	77	38.5	0	1	45		
Total	4	158	39.5	2	1	47	Total	2	77	38.5	0	1	45	Total	2	77	38.5	0	1	45	Total	2	77	38.5	0	1	45		
PUNT RETURN	NO	YDS	AVG	FC	LG	TD	PUNT RETURN	NO	YDS	AVG	FC	LG	TD	PUNT RETURN	NO	YDS	AVG	FC	LG	TD	PUNT RETURN	NO	YDS	AVG	FC	LG	TD		
Lewis	1	83	83.0	0	83	1	Green	1	-3	-3.0	1	-3	0	Green	1	-3	-3.0	1	-3	0	Green	1	-3	-3.0	1	-3	0		
Returns	1	83	83.0	0	83	1	[TOUCHBACK]	2	0	0.0	0	0	0	[TOUCHBACK]	2	0	0.0	0	0	0	[TOUCHBACK]	2	0	0.0	0	0	0		
KICKOFF RET.	NO	YDS	AVG	FC	LG	TD	Returns	1	-3	-3.0	1	-3	0	Returns	1	-3	-3.0	1	-3	0	Returns	1	-3	-3.0	1	-3	0		
Lewis	5	203	40.6	0	90	1	KICKOFF RET.	NO	YDS	AVG	FC	LG	TD <td>Lewis</td> <td>5</td> <td>203</td> <td>40.6</td> <td>0</td> <td>90</td> <td>1</td> <td>KICKOFF RET.</td> <th>NO</th> <th>YDS</th> <th>AVG</th> <th>FC</th> <th>LG</th> <th>TD</th>	Lewis	5	203	40.6	0	90	1	KICKOFF RET.	NO	YDS	AVG	FC	LG	TD		
Returns	5	203	40.6	0	90	1	Betts	7	160	22.9	0	30	0	Betts	7	160	22.9	0	30	0	Betts	7	160	22.9	0	30	0		
FUMBLES	FUM	REC	YDS	TD	FCD	REC	YDS	TD	O/B	FUMBLES	FUM	REC	YDS	TD	FCD	REC	YDS	TD	O/B	FUMBLES	FUM	REC	YDS	TD	FCD	REC	YDS	TD	O/B
McAllister	1	1	0	0	0	0	0	0	0	Davis	1	0	0	0	0	0	0	0	0	Davis	1	0	0	0	0	0	0	0	
Jackson	0	0	0	0	1	0	0	0	0	Shade	0	0	0	0	1	0	0	0	0	Shade	0	0	0	0	1	0	0	0	
Bellamy	0	0	0	0	0	1	0	0	0	Total	1	0	0	0	1	0	0	0	0	Total	1	0	0	0	1	0	0	0	
Total	1	1	0	0	1	1	0	0	0																				

TEAM STATISTICS	NO	WAS	TEAM STATISTICS	NO	WAS
TOTAL FIRST DOWNS	16	23	Had Blocked	0	0
By Rushing	4	5	FGs - PATs HAD BLKD.	0-0	0-0
By Passing	8	13	NET PUNTING AVG.	30.3	-3
By Penalty	4	2	TOTAL RET. YARDAGE	125	75
3D: Made-Att.-Pct.	6-16-38%	4-13-31%	No. and Yds. Punt Returns	1-83	1-3
4D: Made-Att.-Pct.	0-0-0%	2-4-50%	No. and Yds. Kickoff Returns	5-203	8-171
TOTAL NET YARDS	311	318	No. and Yds. Int. Returns	4-42	1-78
Total Plays	59	67	PENALTIES: No. - Yds.	12-90	11-87
Avg. Per Play	5.3	4.7	FUMBLES: No. - Lost	1-0	1-1
NET YARDS RUSHING	119	54	TOUCHDOWNS	5	4
Total Rushes	34	17	Rushing	0	2
Avg. Per Play	3.5	3.2	Passing	3	1
Tackles For Loss-Yds.	7-17	3-4	Interceptions	0	1
NET YARDS PASSING	192	264	EXTRA POINTS: Made-Att.	4-5	3-4
Sacked-Yds. Lost	2-13	7-56	Kicking: Made-Att.	4-4	3-3
Gross Yards	205	320	FIELD GOALS: Made-Att.	3-3	0-0
PASSING: A-C-I	23-12-1	43-21-4	RED ZONE: Made-Att.-Pct.	2-6-33%	2-2-100%
Avg. Per Play	7.7	5.3	GOAL-TO-GO: Made-Att.-Pct.	2-4-50%	2-2-100%
KICKOFFS: No. - EZ - TB	8-2-0	5-3-1	SAFETIES	0	0
PUNTS: No. - Avg.	4-39.5	2-38.5	FINAL SCORE	43	27
			TIME OF POSSESSION	32:20	27:40

2002 GAME-BY-GAME REVIEW

ORGANIZATION PLAYERS

REVIEW

RECORDS

HISTORY

SPECIFICS



VS SAN FRANCISCO 7

SAINTS: 35 49ERS: 27
LOUISIANA SUPERDOME
NEW ORLEANS, LA - 10/20/02
ATTENDANCE: 67,903 TIME: 3:12

The Saints stormed back from an 11-point deficit at the start of the fourth quarter to defeat the 49ers. QB **Aaron Brooks** completed 23 of 35 passes for 254 yards and three TDs while also rushing for another score. He was named the NFC Offensive Player of the Week, and New Orleans improved to 9-0 when Brooks posts a passer rating of 100 or better.

Brooks wasn't alone in creating the fireworks, as the club's top three weapons made an impact. RB **Deuce McAllister** rushed for 139 yards on 21 carries, including a 53-yard run. WR **Joe Horn** added 109 yards on eight grabs with two TDs.

And the defense came up big in the final quarter by creating two turnovers.

New Orleans trailed, 17-10, at half-time. The Saints' scoring came on a four-yard touchdown by McAllister and a 46-yard field goal by K **John Carney**.

After Carney added another field goal

on the Saints' opening drive of the second half, San Francisco added to its lead with an eight-yard TD run by Hearst.

New Orleans responded with a 22-point fourth quarter, including the two TD

! notebook

The club's 6-1 start ranks among the best in franchise history. The Saints were 7-1 in 1988 and 9-1 in 1991.

WR **Joe Horn** was especially productive in the second half, hauling in six passes for 79 yards and a pair of TDs in the final two quarters.

DE **Darren Howard** came up big with four tackles, a pass defended and a forced fumble that sparked the comeback.

WR **Jerome Pathon** had four catches for 59 yards — all in the second half. Each reception resulted in a first down.

grabs by Horn and a one-yard TD plunge by Brooks. Two interceptions by the defense in the final quarter helped spark the Saints' comeback. The 49ers started their final possession on their 9, but only advanced to the New Orleans 20 when time expired.

SAINTS-49ERS GAME SUMMARY

San Francisco 49ers (4-2)	7	10	7	3	-	27
New Orleans Saints (6-1)	7	3	3	22	-	35

Team	Qtr	Time	Play Description (Extra Point) (Drive Info)	V-H
SF	1	9:29	Owens 4 pass from Garcia (Cortez kick) (12-77, 5:31)	7-0
NO	1	3:09	McAllister 4 pass from Brooks (Carney kick) (11-58, 6:20)	7-7
SF	2	13:32	Hearst 2 run (Cortez kick) (8-83, 4:37)	14-7
SF	2	7:10	Cortez 24 FG (11-63, 5:28)	17-7
NO	2	4:24	Carney 46 FG (7-19, 2:46)	17-10
NO	3	7:05	Carney 31 FG (15-58, 7:55)	17-13
SF	3	1:10	Hearst 8 run (Cortez kick) (11-66, 5:55)	24-13
NO	4	12:35	Horn 10 pass from Brooks (run failed) (9-63, 3:35)	24-19
NO	4	11:14	Horn 20 pass from Brooks (run failed) (2-22, 0:47)	24-25
SF	4	8:39	Cortez 41 FG (6-38, 2:35)	27-25
NO	4	3:12	Carney 42 FG (10-63, 5:27)	27-28
NO	4	1:56	Brooks 1 run (Carney kick) (4:37, 0:27)	27-35

FIELD GOALS (made () and missed)

SF: Cortez (24), (41)

NO: Carney (46), 55 SH, (31), (22)

7 VS SAN FRANCISCO

NEW ORLEANS SAINTS								SAN FRANCISCO 49ERS																					
RUSHING	ATT	YDS	AVG	LG	TD	RUSHING	ATT	YDS	AVG	LG	TD	RUSHING	ATT	YDS	AVG	LG	TD												
McAllister	21	139	6.6	53	0	Hearst	14	87	6.2	30	2	McAllister	14	87	6.2	30	2												
Brooks	4	26	6.5	12	1	Barlow	6	28	4.7	8	0	Brooks	4	26	6.5	12	1												
Lewis	1	15	15.0	15	0	Garcia	3	24	8.0	12	0	Lewis	1	15	15.0	15	0												
Keaton	1	-1	-1.0	-1	0	Beasley	1	2	2.0	2	0	Keaton	1	-1	-1.0	-1	0												
Total	27	179	6.6	53	1	Owens	1	2	2.0	2	0	Total	25	143	5.7	30	2												
PASSING	ATT	CMP	YDS	SK/YD	TD	LG	IN	PASSING	ATT	CMP	YDS	SK/YD	TD	LG	IN	PASSING	ATT	CMP	YDS	SK/YD	TD	LG	IN						
Brooks	35	23	254	3/11	3	25	0	Garcia	39	23	275	0/0	1	31	1	Brooks	35	23	254	3/11	3	25	0						
Total	35	23	254	3/11	3	25	0	Total	39	23	275	0/0	1	31	1	Total	35	23	254	3/11	3	25	0						
RECEIVING	NO	YDS	AVG	LG	TD	RECEIVING	NO	YDS	AVG	LG	TD	RECEIVING	NO	YDS	AVG	LG	TD												
Horn	8	109	13.6	20	2	Streets	6	80	13.3	22	0	Horn	8	109	13.6	20	2												
McAllister	5	35	7.0	16	1	Owens	4	61	15.3	31	1	McAllister	5	35	7.0	16	1												
Pathon	4	59	14.8	19	0	Hearst	4	43	10.8	15	0	Pathon	4	59	14.8	19	0												
Reed	4	54	13.5	25	0	Barlow	3	43	14.3	19	0	Reed	4	54	13.5	25	0												
Lewis	1	0	0.0	0	0	Beasley	3	16	5.3	7	0	Lewis	1	0	0.0	0	0												
Williams	1	-3	-3.0	-3	0	Johnson	2	20	10.0	12	0	Williams	1	-3	-3.0	-3	0												
Total	23	254	11.0	25	3	Wilson	1	12	12.0	12	0	Total	23	254	11.0	25	3												
INTERCEPTIONS	NO	YDS	AVG	LG	TD	INTERCEPTIONS	NO	YDS	AVG	LG	TD	INTERCEPTIONS	NO	YDS	AVG	LG	TD												
Ken Irvin	1	0	0.0	0	0	Total	0	0	0.0	0	0	Ken Irvin	1	0	0.0	0	0												
Total	1	0	0	0	0	Total	0	0	0.0	0	0	Total	1	0	0	0	0												
PUNTING	NO	YDS	AVG	TB	I20	LG	PUNTING	NO	YDS	AVG	TB	I20	LG	PUNTING	NO	YDS	AVG	TB	I20	LG									
Total	0	0	0.0	0	0	0	Total	0	0	0.0	0	0	0	Total	0	0	0.0	0	0	0									
PUNT RETURN	NO	YDS	AVG	FC	LG	TD	PUNT RETURN	NO	YDS	AVG	FC	LG	TD	PUNT RETURN	NO	YDS	AVG	FC	LG	TD									
Lewis	1	0	0.0	0	0	0	Lewis	1	0	0.0	0	0	0	Lewis	1	0	0.0	0	0	0									
Returns	1	0	0.0	0	0	0	Returns	1	0	0.0	0	0	0	Returns	1	0	0.0	0	0	0									
KICKOFF RET.	NO	YDS	AVG	FC	LG	TD	KICKOFF RET.	NO	YDS	AVG	FC	LG	TD	KICKOFF RET.	NO	YDS	AVG	FC	LG	TD									
Lewis	5	137	27.4	0	51	0	Lewis	5	90	18.0	0	21	0	Lewis	5	137	27.4	0	51	0									
Fenderson	1	22	22.0	0	22	0	Williams	3	69	23.0	0	30	0	Fenderson	1	22	22.0	0	22	0									
Returns	6	159	26.5	0	51	0	Returns	8	159	19.9	0	30	0	Returns	6	159	26.5	0	51	0									
FUMBLES	FUM	REC	YDS	TD	FCD	REC	YDS	TD	O/B	FUMBLES	FUM	REC	YDS	TD	FCD	REC	YDS	TD	O/B	FUMBLES	FUM	REC	YDS	TD	FCD	REC	YDS	TD	O/B
Horn	1	0	0	0	0	0	0	0	1	Horn	1	0	0	0	0	0	0	0	0	0	Horn	1	0	0	0	0	0	0	0
Lewis	1	0	0	0	0	0	0	0	0	Lewis	1	0	0	0	0	0	0	0	0	Lewis	1	0	0	0	0	0	0	0	
Howard	0	0	0	0	1	0	0	0	0	Howard	0	0	0	0	1	0	0	0	0	Howard	0	0	0	0	0	0	0	0	
Knight	0	0	0	0	0	1	0	0	0	Knight	0	0	0	0	0	1	0	0	0	Knight	0	0	0	0	0	0	0	0	
Total	2	0	0	0	1	1	0	0	1	Total	1	0	0	0	1	1	3	0	0	Total	2	0	0	0	0	0	0	0	

TEAM STATISTICS	SF	NO	TEAM STATISTICS	SF	NO
TOTAL FIRST DOWNS	26	27	Had Blocked	0	0
By Rushing	7	9	FGs - PATs HAD BLKD.	0-0	0-0
By Passing	19	16	NET PUNTING AVG.	46.0	0
By Penalty	0	2	TOTAL RET. YARDAGE	0	0
3D: Made-Att.- Pct.	9-12-75%	10-14-71%	No. and Yds. Punt Returns	0-0	1-0
4D: Made-Att.- Pct.	0-0-0%	0-0-0%	No. and Yds. Kickoff Returns	8-159	6-159
TOTAL NET YARDS	418	422	No. and Yds. Int. Returns	0-0	1-0
Total Plays	64	65	PENALTIES: No. - Yds.	5-42	4-35
Avg. Per Play	6.5	6.5	FUMBLES: No. - Lost	1-1	2-1
NET YARDS RUSHING	143	179	TOUCHDOWNS	3	4
Total Rushes	25	27	Rushing	2	1
Avg. Per Play	5.7	6.6	Passing	1	3
Tackles For Loss-Yds.	0-0	3-4	Interceptions	0	0
NET YARDS PASSING	275	243	EXTRA POINTS: Made-Att.	3-3	2-2
Sacked-Yds. Lost	0-0	3-11	Kicking: Made-Att.	3-3	3-4
Gross Yards	275	254	FIELD GOALS: Made-Att.	3-3	3-4
PASSING: Att.-Comp-INT	39-23-1	35-23-0	RED ZONE: Made-Att.- Pct.	3-4-75%	3-5-60%
Avg. Per Play	7.1	6.4	GOAL-TO-GO: Made-Att.- Pct.	3-4-75%	3-6-60%
KICKOFFS: No. - EZ - TB	6-0-0	8-2-0	SAFETIES	0	0
PUNTS: No. - Avg.	1-46.0	0-0.0	FINAL SCORE	27	35
			TIME OF POSSESSION	29:59	30:01

ORGANIZATION PLAYERS

REVIEW

RECORDS

HISTORY

SPECIFICS



VS ATLANTA

GAME 8

FALCONS: 37 SAINTS: 35
LOUISIANA SUPERDOME
NEW ORLEANS, LA - 10/27/02
ATTENDANCE: 67,883 TIME: 3:25

The Falcons handed New Orleans its second loss of the season on a game-winning, 47-yard field goal by K **Jay Feely** on the contest's final play. The Saints had trailed by nine points before driving for a field goal and a touchdown late in the fourth quarter to take a brief lead in the shootout.

New Orleans took a 10-0 lead in the first quarter after a 40-yard field goal by K **John Carney** and a one-yard TD plunge by RB **Deuce McAllister**. Atlanta rallied in the second quarter with touchdown runs by QB **Michael Vick** and RB **Warrick Dunn** to give the Falcons a 14-10 lead at halftime.

Atlanta added to its advantage early in the fourth quarter with another before McAllister shook loose for a 19-yard TD off a pass from QB **Aaron Brooks**. Following a Falcons field goal, Brooks found WR **Joe Horn** on a six-yard touchdown pass to give the Saints a 25-24 lead entering the final quarter.

Atlanta scored twice to open the fourth quarter on a 32-yard field goal by Feely and a 32-yard TD scramble by Vick. The Saints answered with an 11-play drive to set up a 40-yard field goal by Carney. On the Falcons'

next possession, S **Jay Bellamy** forced a fumble by Dunn, which was recovered by CB **Fred Thomas** at the Atlanta 28.

Four plays later, McAllister took off

! notebook

The Saints reached midseason with one of the NFL's most explosive and exciting offenses. After eight games, the club ranked second in the league with 256 points (32.0-average).

RB **Deuce McAllister** tied a team record with three touchdowns and posted his NFL-leading sixth 100-yard game of the season. His 1,070 combined yards after eight games ranked first in the NFC and second in the league. McAllister ranked first in the NFC with 836 yards rushing and had four rushing attempts of 45 yards or more.

around left tackle for a 16-yard touchdown run, giving New Orleans a 35-34 lead with 2:20 remaining in the game.

Vick then led the Falcons on a 60-yard drive, setting up the game-winner by Feely on the final play.

SAINTS - FALCONS GAME SUMMARY

Atlanta Falcons (4-3)		0	14	10	13	-	37
New Orleans Saints (6-2)		10	0	15	10	-	35
Team	Qtr	Time	Play Description (Extra Point) (Drive Info)				V-H
NO	1	10:41	Carney 40 FG (6-21, 2:28)				0-3
NO	1	2:43	McAllister 1 run (Carney kick) (9-65, 6:25)				0-10
ATL	2	12:00	Vick 3 run (Feely kick) (8-74, 5:43)				7-10
ATL	2	3:54	Dunn 3 run (Feely kick) (9-70, 5:28)				14-10
ATL	3	12:00	Christian 8 run (Feely kick) (3-31, 1:28)				21-10
NO	3	10:39	McAllister 19 pass from Brooks (Brooks to Williams pass) (3:57, 1:21)				21-17
ATL	3	5:28	Feely 31 FG (10-44, 5:11)				24-18
NO	3	2:30	Horn 6 pass from Brooks (Carney kick) (5-38, 2:58)				24-25
ATL	4	14:35	Feely 32 FG (7-69, 2:55)				27-25
ATL	4	5:57	Vick 32 run (Feely kick) (10-92, 6:41)				34-25
NO	4	3:33	Carney 40 FG (11-32)				34-28
NO	4	2:20	McAllister 16 run (Carney kick) (4-28, 1:03)				34-35
ATL	4	0:00	Feely 47 FG (11-60, 2:20)				37-35

FIELD GOALS (made I) and missed)

ATL: Feely (31), (32), (47)


NO: Carney (40), (40)

8 VS ATLANTA

NEW ORLEANS SAINTS											ATLANTA FALCONS																		
RUSHING	ATT	YDS	AVG	LG	TD	RUSHING	ATT	YDS	AVG	LG	TD	RUSHING	ATT	YDS	AVG	LG	TD	RUSHING	ATT	YDS	AVG	LG	TD						
McAllister	17	115	6.8	28	2	Dunn	23	142	6.2	56	1	Dunn	23	142	6.2	56	1	Dunn	23	142	6.2	56	1						
Brooks	6	38	6.3	19	0	Vick	10	91	9.1	32	2	Vick	10	91	9.1	32	2	Vick	10	91	9.1	32	2						
Fenderson	1	6	6.0	6	0	Christian	5	27	5.4	8	1	Christian	5	27	5.4	8	1	Christian	5	27	5.4	8	1						
Total	24	159	6.6	28	2	Total	38	260	6.8	32	4	Total	38	260	6.8	32	4	Total	38	260	6.8	32	4						
PASSING	ATT	CMP	YDS	SK/YD	TD	LG	IN	PASSING	ATT	CMP	YDS	SK/YD	TD	LG	IN	PASSING	ATT	CMP	YDS	SK/YD	TD	LG	IN						
Brooks	35	16	192	0/0	2	25	2	Vick	24	16	195	3/9	0	33	0	Vick	24	16	195	3/9	0	33	0						
Total	35	16	192	0/0	2	25	2	Johnson	1	0	0	0	0	0	0	Johnson	1	0	0	0	0	0	0						
Total	35	16	192	0/0	2	25	2	Total	25	16	195	3/9	0	33	0	Total	25	16	195	3/9	0	33	0						
RECEIVING	NO	YDS	AVG	LG	TD	RECEIVING	NO	YDS	AVG	LG	TD	RECEIVING	NO	YDS	AVG	LG	TD	RECEIVING	NO	YDS	AVG	LG	TD						
Horn	5	61	12.2	25	1	Dunn	5	28	5.6	12	0	Dunn	5	28	5.6	12	0	Dunn	5	28	5.6	12	0						
McAllister	5	56	11.2	19	1	Finneran	4	62	15.5	28	0	Finneran	4	62	15.5	28	0	Finneran	4	62	15.5	28	0						
Stallworth	2	29	14.5	20	0	Crumpler	4	62	15.5	33	0	Crumpler	4	62	15.5	33	0	Crumpler	4	62	15.5	33	0						
Pathon	2	21	10.5	14	0	Jackson	1	18	18.0	18	0	Jackson	1	18	18.0	18	0	Jackson	1	18	18.0	18	0						
Reed	1	15	15.0	15	0	Jefferson	1	14	14.0	14	0	Jefferson	1	14	14.0	14	0	Jefferson	1	14	14.0	14	0						
Sloan	1	10	10.0	10	0	Kozlowski	1	11	11.0	11	0	Kozlowski	1	11	11.0	11	0	Kozlowski	1	11	11.0	11	0						
Total	16	192	12.0	25	2	Total	16	195	12.2	33	0	Total	16	195	12.2	33	0	Total	16	195	12.2	33	0						
INTERCEPTIONS	NO	YDS	AVG	LG	TD	INTERCEPTIONS	NO	YDS	AVG	LG	TD	INTERCEPTIONS	NO	YDS	AVG	LG	TD	INTERCEPTIONS	NO	YDS	AVG	LG	TD						
Total	0	0	0	0	0	Draft	1	9	9.0	9	0	Draft	1	9	9.0	9	0	Draft	1	9	9.0	9	0						
PUNTING	NO	YDS	AVG	TB	I20	LG	Gowin	1	44	44.0	0	1	44	Gowin	1	44	44.0	0	1	44	Gowin	1	44	44.0	0	1	44		
Total	1	44	44.0	0	1	44	Total	2	14	7.0	14	0	Total	2	14	7.0	14	0	Total	2	14	7.0	14	0					
PUNT RETURN	NO	YDS	AVG	FC	LG	TD	PUNT RETURN	NO	YDS	AVG	TB	I20	LG	PUNT RETURN	NO	YDS	AVG	TB	I20	LG	PUNT RETURN	NO	YDS	AVG	FC	LG	TD		
Lewis	2	10	5.0	0	8	0	Mohr	2	84	42.0	0	0	47	Mohr	2	84	42.0	0	0	47	Mohr	2	84	42.0	0	0	47		
Returns	2	10	5.0	0	8	0	Total	2	84	42.0	0	0	47	Total	2	84	42.0	0	0	47	Total	2	84	42.0	0	0	47		
KICKOFF RET.	NO	YDS	AVG	FC	LG	TD	KICKOFF RET.	NO	YDS	AVG	FC	LG	TD	KICKOFF RET.	NO	YDS	AVG	FC	LG	TD	KICKOFF RET.	NO	YDS	AVG	FC	LG	TD		
Lewis	6	201	33.5	0	65	0	Rossum	0	0	0.0	1	0	0	Rossum	0	0	0.0	1	0	0	Rossum	0	0	0.0	1	0	0		
Cox	1	14	14.0	0	14	0	Returns	0	0	0.0	1	0	0	Returns	0	0	0.0	1	0	0	Returns	0	0	0.0	1	0	0		
Returns	7	215	30.7	0	65	0	Total	6	122	20.3	0	41	0	Total	6	122	20.3	0	41	0	Total	6	122	20.3	0	41	0		
FUMBLES	FUM	REC	YDS	TD	FCD	REC	YDS	TD	O/B	FUMBLES	FUM	REC	YDS	TD	FCD	REC	YDS	TD	O/B	FUMBLES	FUM	REC	YDS	TD	FCD	REC	YDS	TD	O/B
McAllister	1	1	0	0	0	0	0	0	0	Dunn	2	0	0	0	0	0	0	0	0	Dunn	2	0	0	0	0	0	0	0	0
Brooks	1	0	-3	0	0	0	0	0	0	McBurrows	0	0	0	0	1	0	0	0	0	McBurrows	0	0	0	0	1	0	0	0	0
Bellamy	0	0	0	0	1	0	0	0	0	Rogers	0	0	0	0	0	1	0	0	0	Rogers	0	0	0	0	0	1	0	0	0
Knight	0	0	0	0	1	0	0	0	0	Total	2	0	0	0	1	1	0	0	0	Total	2	0	0	0	1	1	0	0	0
Jackson	0	0	0	0	1	0	0	0	0	Total	2	0	0	0	1	1	0	0	0	Total	2	0	0	0	1	1	0	0	0
Thomas	0	0	0	0	1	0	0	0	0	Total	2	0	0	0	1	1	0	0	0	Total	2	0	0	0	1	1	0	0	0
Total	2	1	-3	0	2	2	0	0	0	Total	2	0	0	0	1	1	0	0	0	Total	2	0	0	0	1	1	0	0	0

TEAM STATISTICS				ATL	NO	Had Blocked	0	0
TOTAL FIRST DOWNS				28	28	FGs - PATs HAD BLOCKED	0-0	0-0
By Rushing				13	7	NET PUNTING AVG.	37.0	44.0
By Passing				11	12	TOTAL RET. YARDAGE (w/o kickoffs)	14	10
By Penalty				4	3	No. and Yds. Punt Returns	0-0	2-10
3D: Made-Att.-Pct.				7-11-64%	2-8-25%	No. and Yds. Kickoff Returns	6-122	7-215
4D: Made-Att.-Pct.				0-0-0%	2-3-67%	No. and Yds. Interception Returns	2-14	1-0
TOTAL NET YARDS				446	351	PENALTIES: No. - Yds.	10-85	9-96
Total Plays				66	59	FUMBLES: No. - Lost	2-2	2-1
Avg. Per Play				6.8	5.9	TOUCHDOWNS	4	4
NET YARDS RUSHING				260	159	Rushing	4	2
Total Rushes				38	24	Passing	0	2
Avg. Per Play				6.8	6.6	Interceptions	0	0
Tackles For Loss-Yds.				2-7	0-0	EXTRA POINTS: Made-Att.	4-4	4-4
NET YARDS PASSING				186	192	Kicking: Made-Att.	4-4	3-3
Sacked-Yds. Lost				3-9	0-0	FIELD GOALS: Made-Att.	3-3	2-2
Gross Yards				195	192	RED ZONE: Made-Att.-Pct.	3-6-50%	4-5-80%
PASSING: Att-Comp-INT				25-16-0	35-16-2	GOAL-TO-GO: Made-Att.-Pct.	3-3-100%	2-2-100%
Avg. Per Play				6.6	5.5	SAFETIES	0	0
KICKOFFS: No. - EZ - TB				7-1-0	7-3-1	FINAL SCORE	37	35
PUNTS: No. - Avg.				2-42.0	1-44.0	TIME OF POSSESSION	35:03	24:57

TEAM STATISTICS	ATL	NO	Had Blocked	0	0
TOTAL FIRST DOWNS	28	28	FGs - PATs HAD BLOCKED	0-0	0-0
By Rushing	13	7	NET PUNTING AVG.	37.0	44.0
By Passing	11	12	TOTAL RET. YARDAGE (w/o kickoffs)	14	10
By Penalty	4	3	No. and Yds. Punt Returns	0-0	2-10
3D: Made-Att.-Pct.	7-11-64%	2-8-25%	No. and Yds. Kickoff Returns	6-12	7-21
4D: Made-Att.-Pct.	0-0-0%	2-3-67%	No. and Yds. Interception Returns	2-14	1-0
TOTAL NET YARDS	446	351	PENALTIES: No. - Yds.	10-85	9-96
Total Plays	66	59	FUMBLES: No. - Lost	2-2	2-1
Avg. Per Play	6.8	5.9	TOUCHDOWNS	4	4
NET YARDS RUSHING	260	159	Rushing	4	2
Total Rushes	38	24	Passing	0	2
Avg. Per Play	6.8	6.6	Interceptions	0	0
Tackles For Loss-Yds.	2-7	0-0	EXTRA POINTS: Made-Att.	4-4	4-4
NET YARDS PASSING	186	192	Kicking: Made-Att.	4-4	3-3
Sacked-Yds. Lost	3-9	0-0	FIELD GOALS: Made-Att.	3-3	2-2
Gross Yards	195	192	RED ZONE: Made-Att.-Pct.	3-6-50%	4-5-80%
PASSING: Att-Comp-INT	25-16-0	35-16-2	GOAL-TO-GO: Made-Att.-Pct.	3-3-100%	2-2-100%
Avg. Per Play	6.6	5.5	SAFETIES	0	0
KICKOFFS: No. - EZ - TB	7-1-0	7-3-1	FINAL SCORE	37	35
PUNTS: No. - Avg.	2-42-0	1-44-0	TIME OF POSSESSION	35-03	24-55



AT CAROLINA

SAINTS: 34 PANTHERS: 24

ERICSSON STADIUM

CHARLOTTE, N.C. - 11/10/02

ATTENDANCE: 72,556 TIME: 3:28

9

GAME

The Saints improved to 7-2 by coming back from a fourth-quarter deficit for the third time in 2002. It was a big day for New Orleans' two No. 1 picks: **WR Donte Stallworth** hauled in a seven-yard TD pass with 31 seconds left for the go-ahead score. And fellow first-round choice **DE Charles Grant** scooped up a fumble and rumbled 34 yards for a TD on the game's final play.

The Saints opened the scoring with two field goals by **K John Carney** in the first quarter. **RB Deuce McAllister** pushed the lead to 13-0 with a 20-yard scoring run in the second quarter. His TD run was set up by a 42-yard catch by **WR Joe Horn**. The Panthers got on the scoreboard in the second quarter with a three-yard TD pass, giving the Saints a 13-7 lead at halftime.

Carolina drove 77 yards on five plays to open the second half, capping the drive with a 19-yard field goal. On the Panthers' next possession, QB **Rodney Peete** had two long completions to get to the New Orleans 1, and **RB Lamar Smith** scored on the next

play to give Carolina a 17-13 lead.

After a blocked punt by **S Steve Gleason** later in the third quarter, McAllister scored a four-yard touchdown. In the

! notebook

The victory improved Coach Jim Haslett's record against the Panthers to 5-0 since he arrived in New Orleans in 2000.

The Saints improved to 7-2, joining the 1988 and 1992 teams for the club's second-best record after nine games.

WR Donte Stallworth's TD was his second-game winner of 2002, joining his 29-yard touchdown grab vs. Chicago on Sept. 22. Stallworth had 20 catches after nine games - five for touchdowns.

S Steve Gleason earned NFC Special Teams Player of the Week honors for his blocked punt in the third quarter.

fourth quarter, Peete threw a TD to give the Panthers a 24-20 advantage with 3:31 left.

Brooks drove New Orleans 95 yards on 10 plays on the Saints' final possession, capping the march with the winning TD pass to Stallworth. Grant would add his touchdown return four plays later.

SAINTS-PANTHERS GAME SUMMARY

New Orleans Saints (7-2)	6	7	7	14	-	34
Carolina Panthers (3-6)	0	7	10	7	-	24

Team	Qtr	Time	Play Description (Extra Point) (Drive Info)	V-H
NO	1	9:37	Carney 39 FG (11-60, 5:23)	3-0
NO	1	2:43	Carney 23 FG (5-23, 1:56)	6-0
NO	2	5:46	McAllister 20 run (Carney kick) (3-71, 0:58)	13-0
CAR	2	0:34	Wiggins 3 pass from Peete (Graham kick) (8-80, 2:59)	13-7
CAR	3	12:08	Graham 19 FG (5-77, 2:52)	13-10
CAR	3	7:29	L. Smith 1 run (Graham kick) (6-61, 3:23)	20-10
NO	3	1:35	McAllister 4 run (Carney kick) (2-9, 0:42)	20-17
CAR	4	2:31	Walls 15 pass from Peete (Graham kick) (7-79, 3:31)	20-24
NO	4	0:31	Stallworth 7 pass from Brooks (Carney kick) (10-95, 3:00)	27-24
NO	4	0:00	Grant 34 fumble return (Carney kick)	34-24

FIELD GOALS (made (I) and missed)

NO: Carney (39), (23)

CAR: Graham (19)



NEW ORLEANS SAINTS											CAROLINA PANTHERS																						
RUSHING	ATT	YDS	AVG	LG	TD	RUSHING	ATT	YDS	AVG	LG	TD	RUSHING	ATT	YDS	AVG	LG	TD	RUSHING	ATT	YDS	AVG	LG	TD										
McAllister	21	71	3.4	20	2	L. Smith	17	80	4.7	59	1	L. Smith	17	80	4.7	59	1	L. Smith	17	80	4.7	59	1										
Brooks	4	26	6.5	12	0	Brown	3	17	5.7	12	0	Brown	3	17	5.7	12	0	Brown	3	17	5.7	12	0										
Total	25	97	3.9	20	2	Goings	4	8	2.0	3	0	Goings	4	8	2.0	3	0	Goings	4	8	2.0	3	0										
PASSING	ATT	CMP	YDS	SK/YD	TD	LG	IN	Peete	1	1	1.0	1	0	0	0	0	0	Peete	1	1	1.0	1	0										
Brooks	37	20	259	2/11	1	42	0	Hoover	1	0	0.0	0	0	0	0	0	0	Hoover	1	0	0.0	0	0										
Delhomme	1	0	0	0	0	0	0	Hankton	1	-6	-6.0	-6	0	0	0	0	0	Hankton	1	-6	-6.0	-6	0										
Total	38	20	259	2/11	1	42	0	Total	27	100	3.7	59	1	0	0	0	0	Total	27	100	3.7	59	1										
RECEIVING	NO	YDS	AVG	LG	TD	Horn	6	101	16.8	42	0	Peete	40	23	310	2/14	2	42	1	40	23	310	2/14	2									
McAllister	4	34	8.5	19	0	McAllister	4	34	8.5	19	0	Total	40	23	310	2/14	2	42	1	Total	40	23	310	2/14	2								
Stallworth	3	65	21.7	38	1	Stallworth	3	65	21.7	38	1	RECEIVING	NO	YDS	AVG	LG	TD	Muhammad	4	112	28.0	42	0										
Pathon	3	32	10.7	15	0	Pathon	3	32	10.7	15	0	S. Smith	4	68	17.0	37	0	S. Smith	4	68	17.0	37	0										
B. Williams	2	16	8.0	12	0	B. Williams	2	16	8.0	12	0	L. Smith	4	17	4.3	12	0	L. Smith	4	17	4.3	12	0										
Sloan	1	6	6.0	6	0	Sloan	1	6	6.0	6	0	Brown	3	9	3.0	15	0	Brown	3	9	3.0	15	0										
Smith	1	5	5.0	5	0	Smith	1	5	5.0	5	0	Mangum	2	47	23.5	35	0	Mangum	2	47	23.5	35	0										
Total	20	259	13.0	42	1	Total	20	259	13.0	42	1	Walls	2	24	12.0	15	1	Walls	2	24	12.0	15	1										
INTERCEPTIONS	NO	YDS	AVG	LG	TD <td>Smith</td> <td>1</td> <td>4</td> <td>4.0</td> <td>4</td> <td>0</td> <td>Hankton</td> <td>1</td> <td>22</td> <td>22.0</td> <td>22</td> <td>0</td> <td>Hankton</td> <td>1</td> <td>22</td> <td>22.0</td> <td>22</td> <td>0</td>	Smith	1	4	4.0	4	0	Hankton	1	22	22.0	22	0	Hankton	1	22	22.0	22	0										
Smith	1	4	4.0	4	0	Total	1	4	4.0	4	0	Wiggins	1	3	3.0	3	1	Wiggins	1	3	3.0	3	1										
Total	1	4	4.0	4	0	PUNTING	NO	YDS	AVG	TB	I20	LG <td>Hoover</td> <td>1</td> <td>1</td> <td>1.0</td> <td>1</td> <td>0</td> <td>Hoover</td> <td>1</td> <td>1</td> <td>1.0</td> <td>1</td> <td>0</td>	Hoover	1	1	1.0	1	0	Hoover	1	1	1.0	1	0									
Gowin	8	372	46.5	2	1	55	Gowin	8	372	46.5	2	1	55	INTERCEPTIONS	NO	YDS	AVG	LG	TD	Total	23	310	13.5	42	2								
Total	8	372	46.5	2	1	55	Total	8	372	46.5	2	1	55	Total	0	0	0.0	0	0	Total	0	0	0.0	0	0								
PUNT RETURN	NO	YDS	AVG	FC	LG	TD <td>Lewis</td> <td>7</td> <td>98</td> <td>14.0</td> <td>0</td> <td>35</td> <td>0</td> <td>PUNTING</td> <th>NO</th> <th>YDS</th> <th>AVG</th> <th>TB</th> <th>I20</th> <th>LG<td>Sauerbrun</td><td>7</td><td>349</td><td>49.9</td><td>0</td><td>2</td><td>67</td></th>	Lewis	7	98	14.0	0	35	0	PUNTING	NO	YDS	AVG	TB	I20	LG <td>Sauerbrun</td> <td>7</td> <td>349</td> <td>49.9</td> <td>0</td> <td>2</td> <td>67</td>	Sauerbrun	7	349	49.9	0	2	67						
Lewis	7	98	14.0	0	35	0	Returns	7	98	14.0	0	35	0	[BLOCKED]	1	0	0.0	0	0	0	[BLOCKED]	1	0	0.0	0	0	0						
Returns	7	98	14.0	0	35	0	KICKOFF RETURN	NO	YDS	AVG	FC	LG	TD <td>Total</td> <td>8</td> <td>349</td> <td>43.6</td> <td>0</td> <td>2</td> <td>67</td> <td>Total</td> <td>8</td> <td>349</td> <td>43.6</td> <td>0</td> <td>2</td> <td>67</td>	Total	8	349	43.6	0	2	67	Total	8	349	43.6	0	2	67						
Lewis	4	56	14.0	0	20	0	Lewis	4	56	14.0	0	20	0	PUNT RETURN	NO	YDS	AVG	FC	LG	TD <td>S. Smith</td> <td>4</td> <td>16</td> <td>4.0</td> <td>2</td> <td>13</td> <td>0</td>	S. Smith	4	16	4.0	2	13	0						
Fenderson	1	21	21.0	0	21	0	Returns	1	21	21.0	0	21	0	[TOUCHBACK]	2	0	0.0	0	0	0	[TOUCHBACK]	2	0	0.0	0	0	0						
Returns	5	77	15.4	0	21	0	FUMBLES	FUM	REC	YDS	TD	FCD	REC	YDS	TD	O/B <td>S. Smith</td> <td>5</td> <td>105</td> <td>21.0</td> <td>0</td> <td>25</td> <td>0</td> <td>S. Smith</td> <td>5</td> <td>105</td> <td>21.0</td> <td>0</td> <td>25</td> <td>0</td>	S. Smith	5	105	21.0	0	25	0	S. Smith	5	105	21.0	0	25	0			
Lewis	1	1	0	0	0	0	Lewis	1	1	0	0	0	0	0	0	0	Returns	5	105	21.0	0	25	0	Returns	5	105	21.0	0	25	0			
Howard	0	0	0	0	0	0	Howard	0	0	0	0	0	0	0	0	0	FUMBLES	FUM	REC	YDS	TD	FCD	REC	YDS	TD	O/B <td>Peete</td> <td>1</td> <td>0</td> <td>0</td> <td>0</td> <td>0</td> <td>0</td>	Peete	1	0	0	0	0	0
Grant	0	0	0	0	0	1	Grant	0	0	0	0	1	34	0	0	0	Peete	1	0	0	0	0	0	0	0	0	0	0	0				
Total	1	1	0	0	1	1	Total	1	1	0	0	1	34	0	1	1	Total	1	0	0	0	0	0	0	0	0	0	0	0				

TEAM STATISTICS	NO	CAR	Had Blocked	0	1
TOTAL FIRST DOWNS	17	21	FGs - PATs HAD BLKD.	0-0	0-0
By Rushing	4	4	NET PUNTING AVG.	39.5	31.4
By Passing	11	14	TOTAL RET. YARDAGE	102	16
By Penalty	2	3	No. and Yds. Punt Returns	7-98	4-16
3D: Made-Att.-Pct.	4-15-27%	4-17-24%	No. and Yds. Kickoff Returns	5-77	5-105
4D: Made-Att.-Pct.	0-1-0%	1-2-50%	No. and Yds. Int. Returns	1-4	0-0
TOTAL NET YARDS	345	396	PENALTIES: No. - Yds.	11-63	7-57
Total Plays	65	69	FUMBLES: No. - Lost	1-0	1-1
Avg. Per Play	5.3	5.7	TOUCHDOWNS	4	3
NET YARDS RUSHING	97	100	Rushing	2	1
Total Rushes	25	27	Passing	1	2
Avg. Per Play	3.9	3.7	Interceptions	1	0
Tackles For Loss-Yds.	2-6	5-20	EXTRA POINTS: Made-Att.	4-4	3-3
NET YARDS PASSING	248	296	Kicking: Made-Att.	4-4	3-3
Sacked-Yds. Lost	2-11	2-14	FIELD GOALS: Made-Att.	2-2	1-1
Gross Yards	259	310	RED ZONE: Made-Att.-Pct.	2-3-67%	3-4-75%
PASSING: Att.-Comp-INT	38-20-0	40-23-1	GOAL-TO-GO: Made-Att.-Pct.	2-3-67%	2-3-67%
Avg. Per Play	6.2	7.0	SAFETIES	0	0
KICKOFFS: No. - EZ - TB	6-4-1	5-1-0	FINAL SCORE	34	24
PUNTS: No. - Avg.	8-46.5	8-43.6	TIME OF POSSESSION	27:39	32:21



ATLANTA **10**

FALCONS: 24 SAINTS: 17
GEORGIA DOME
ATLANTA, GA - 11/17/02
ATTENDANCE: 70,382 TIME: 3:15

New Orleans suffered its third loss of 2002 despite a strong effort by QB **Aaron Brooks**, who completed 20 of 31 for 279 yards and two TDs. The yardage total was the quarterback's highest after 10 games.

Atlanta opened the scoring with a 74-yard TD pass with 9:03 left in the second quarter, a score that held through halftime.

QB **Michael Vick** struck again on the Falcons' first possession of the third quarter, capping a 10-play, 71-yard drive with a seven-yard run for a touchdown.

The Saints got on the scoreboard on the next possession, marching 58 yards on seven plays to set up a 35-yard field goal by K **John Carney**. Atlanta answered in the fourth quarter with a 42-yard field goal.

Six plays later, Brooks connected with WR **Joe Horn** on a 57-yard TD pass, Horn's longest scoring grab of the season. The Saints defense came up with a big stop on Atlanta's next possession, but Brooks was intercepted at the New Orleans 29.

The Falcons took a commanding lead by driving 29 yards for a score after the

turnover, with the march capped by a four-yard TD pass.

The Saints would add an 84-yard TD march on their final possession, with Brooks finding WR **Donte' Stallworth** from

! notebook

WR **Donte' Stallworth's** TD catch was his sixth, tying him in team history with TE **Cam Cleeland** (1998) and WR **Danny Abramowicz** (1967) for the most TD grabs by a rookie.

WR **Joe Horn** finished with three catches for 134 yards, marking the first time since Dec. 3, 2000 (vs. Denver) that the wide receiver went over 100 yards and the Saints lost.

New Orleans scored an NFL-leading 307 points in the first 10 contests.

QB **Aaron Brooks** went over 250 passing yards in a game for the 14th time of his career.

The contest was the 10th between the Saints and Falcons since 1994 that was decided by a touchdown or less.

12 yards out to cut Atlanta's lead to seven. But the Falcons were able to recover the onside kick and run out the clock.

SAINTS - FALCONS GAME SUMMARY

New Orleans Saints (7-3)	0	0	3	14	-	17
Atlanta Falcons (6-3-1)	0	7	7	10	-	24

Team	Qtr	Time	Play Description (Extra Point) (Drive Info)	V-H
ATL	2	9:03	Gaylor 74 pass from Vick (Feely kick) (3-70, 1:30)	0-7
ATL	2	6:45	Vick 7 run (Feely kick) (10-71, 6:22)	0-14
NO	3	3:37	Carney 35 FG (7-58, 3:08)	3-14
ATL	4	14:18	Feely 42 FG (9-56, 4:19)	3-17
NO	4	11:54	Horn 57 pass from Brooks (Carney kick) (6-84, 2:24)	10-17
ATL	4	3:56	Crumpler 4 pass from Vick (Feely kick) (8-29, 4:33)	10-24
NO	4	0:47	Stallworth 12 pass from Brooks (Carney kick) (11-84, 3:09)	17-24

FIELD GOALS (made () and missed)

NO: Carney (35)

ATL: Feely 39 WL, (42)

10 @ ATLANTA

NEW ORLEANS SAINTS											ATLANTA FALCONS																		
RUSHING	ATT	YDS	AVG	LG	TD	RUSHING	ATT	YDS	AVG	LG	TD	RUSHING	ATT	YDS	AVG	LG	TD	RUSHING	ATT	YDS	AVG	LG	TD						
McAllister	13	43	3.3	9	0	Dunn	26	90	3.5	15	0	Dunn	26	90	3.5	15	0	Dunn	26	90	3.5	15	0						
Brooks	5	26	5.2	8	0	Vick	7	55	7.9	32	1	Vick	7	55	7.9	32	1	Vick	7	55	7.9	32	1						
Fenderson	2	13	6.5	9	0	Christian	4	10	2.5	4	0	Christian	4	10	2.5	4	0	Christian	4	10	2.5	4	0						
Stallworth	1	-2	-2.0	-2	0	Total	37	155	4.2	32	1	Total	37	155	4.2	32	1	Total	37	155	4.2	32	1						
Total	21	80	3.8	9	0	Total	37	155	4.2	32	1	Total	37	155	4.2	32	1	Total	37	155	4.2	32	1						
PASSING	ATT	CMP	YDS	SK/YD	TD	LG	IN	PASSING	ATT	CMP	YDS	SK/YD	TD	LG	IN	PASSING	ATT	CMP	YDS	SK/YD	TD	LG	IN						
Brooks	31	20	279	3/16	2	63	1	Vick	23	11	160	3/23	2	74	1	Brooks	31	20	279	3/16	2	63	1						
Total	31	20	279	3/16	2	63	1	Total	23	11	160	3/23	2	74	1	Total	31	20	279	3/16	2	63	1						
RECEIVING	NO	YDS	AVG	LG	TD	RECEIVING	NO	YDS	AVG	LG	TD	RECEIVING	NO	YDS	AVG	LG	TD	RECEIVING	NO	YDS	AVG	LG	TD						
Pathon	7	48	6.9	15	0	Dunn	4	29	7.3	12	0	Dunn	4	29	7.3	12	0	Dunn	4	29	7.3	12	0						
McAllister	4	30	7.5	14	0	Gaylor	3	100	33.3	74	1	Gaylor	3	100	33.3	74	1	Gaylor	3	100	33.3	74	1						
Horn	3	134	44.7	63	1	Crumpler	3	21	7.0	17	1	Crumpler	3	21	7.0	17	1	Crumpler	3	21	7.0	17	1						
Williams	2	38	19.0	20	0	Kozlowski	1	10	10.0	10	0	Kozlowski	1	10	10.0	10	0	Kozlowski	1	10	10.0	10	0						
Stallworth	2	18	9.0	12	1	Total	11	160	14.5	74	2	Total	11	160	14.5	74	2	Total	11	160	14.5	74	2						
Sloan	1	6	6.0	6	0	INTERCEPTIONS	NO	YDS	AVG	LG	TD	INTERCEPTIONS	NO	YDS	AVG	LG	TD	INTERCEPTIONS	NO	YDS	AVG	LG	TD						
Fenderson	1	5	5.0	5	0	Bolden	1	4	4.0	4	0	Bolden	1	4	4.0	4	0	Bolden	1	4	4.0	4	0						
Total	20	279	14.0	63	2	Total	1	4	4.0	4	0	Total	1	4	4.0	4	0	Total	1	4	4.0	4	0						
INTERCEPTIONS	NO	YDS	AVG	LG	TD	INTERCEPTIONS	NO	YDS	AVG	LG	TD	INTERCEPTIONS	NO	YDS	AVG	LG	TD	INTERCEPTIONS	NO	YDS	AVG	LG	TD						
Irvin	1	10	10.0	10	0	PUNTING	NO	YDS	AVG	TB	I20	LG	Irvin	1	10	10.0	10	0	PUNTING	NO	YDS	AVG	TB	I20	LG				
Total	1	10	10.0	10	0	Total	3	145	48.3	0	1	52	Total	3	145	48.3	0	1	52	Total	3	145	48.3	0	1	52			
PUNTING	NO	YDS	AVG	TB	I20	LG	PUNTING	NO	YDS	AVG	TB	I20	LG	PUNTING	NO	YDS	AVG	TB	I20	LG	PUNTING	NO	YDS	AVG	TB	I20	LG		
Govin	4	154	38.5	0	1	45	Govin	4	154	38.5	0	1	45	Govin	4	154	38.5	0	1	45	Govin	4	154	38.5	0	1	45		
Total	4	154	38.5	0	1	45	Total	4	154	38.5	0	1	45	Total	4	154	38.5	0	1	45	Total	4	154	38.5	0	1	45		
PUNT RETURN	NO	YDS	AVG	FC	LG	TD	PUNT RETURN	NO	YDS	AVG	FC	LG	TD	PUNT RETURN	NO	YDS	AVG	FC	LG	TD	PUNT RETURN	NO	YDS	AVG	FC	LG	TD		
Lewis	2	3	1.5	1	3	0	Rossum	2	12	6.0	0	10	0	Rossum	2	12	6.0	0	10	0	Rossum	2	12	6.0	0	10	0		
Returns	2	3	1.5	1	3	0	[DOWNED]	1	0	0.0	0	0	0	[DOWNED]	1	0	0.0	0	0	0	[DOWNED]	1	0	0.0	0	0	0		
							[OUT/BOUNDS]	1	0	0.0	0	0	0	[OUT/BOUNDS]	1	0	0.0	0	0	0	[OUT/BOUNDS]	1	0	0.0	0	0	0		
							Returns	2	12	6.0	0	10	0	Returns	2	12	6.0	0	10	0	Returns	2	12	6.0	0	10	0		
KICKOFF RETURN	NO	YDS	AVG	FC	LG	TD	KICKOFF RETURN	NO	YDS	AVG	FC	LG	TD	KICKOFF RETURN	NO	YDS	AVG	FC	LG	TD	KICKOFF RETURN	NO	YDS	AVG	FC	LG	TD		
Lewis	5	111	22.2	0	34	0	Rossum	1	15	15.0	0	15	0	Rossum	1	15	15.0	0	15	0	Rossum	1	15	15.0	0	15	0		
Returns	5	111	22.2	0	34	0	McCord	0	26	0.0	0	26	0	McCord	0	26	0.0	0	26	0	McCord	0	26	0.0	0	26	0		
							[TOUCHBACK]	2	0	0.0	0	0	0	[TOUCHBACK]	2	0	0.0	0	0	0	[TOUCHBACK]	2	0	0.0	0	0	0		
							Returns	1	41	41.0	0	26	0	Returns	1	41	41.0	0	26	0	Returns	1	41	41.0	0	26	0		
FUMBLES	FUM	REC	YDS	TD	FCD	REC	YDS	TD	O/B	FUMBLES	FUM	REC	YDS	TD	FCD	REC	YDS	TD	O/B	FUMBLES	FUM	REC	YDS	TD	FCD	REC	YDS	TD	O/B
Brooks	1	0	0	0	0	0	0	0	0	Brooks	1	0	0	0	0	0	0	0	0	Brooks	1	0	0	0	0	0	0	0	0
Total	1	0	0	0	0	0	0	0	0	Total	1	0	0	0	0	0	0	0	0	Total	1	0	0	0	0	0	0	0	0

TEAM STATISTICS	NO	ATL	TEAM STATISTICS	NO	ATL
TOTAL FIRST DOWNS	16	22	Had Blocked	0	0
By Rushing	3	11	FGs - PATs HAD BLKD.	0-0	0-0
By Passing	10	6	NET PUNTING AVG.	35.5	47.3
By Penalty	3	5	TOTAL RET. YARDAGE	13	16
3D: Made-Att.-Pct.	5-12-42%	6-12-50%	No. and Yds. Punt Returns	2-3	2-12
4D: Made-Att.-Pct.	1-1-100%	1-2-50%	No. and Yds. Kickoff Returns	5-11	1-41
TOTAL NET YARDS	343	292	No. and Yds. Int. Returns	1-10	1-4
Total Plays	55	63	PENALTIES: No. - Yds.	16-133	9-70
Avg. Per Play	6.2	4.6	FUMBLES: No. - Lost	1-1	0-0
NET YARDS RUSHING	80	155	TOUCHDOWNS	2	3
Total Rushes	21	37	Rushing	0	1
Avg. Per Play	3.8	4.2	Passing	2	2
Tackles For Loss-Yds.	1-2	5-15	Interceptions	0	0
NET YARDS PASSING	263	137	EXTRA POINTS: Made-Att.	2-2	3-3
Sacked-Yds. Lost	3-16	3-23	Kicking: Made-Att.	2-2	3-3
Gross Yards	279	160	FIELD GOALS: Made-Att.	1-1	1-2
PASSING: Att.-Comp.-INT	31-20-1	23-11-1	RED ZONE: Made-Att.-Pct.	1-2-50%	2-4-50%
Avg. Per Play	7.7	5.3	GOAL-TO-GO: Made-Att.-Pct.	0-0-0%	2-3-67%
KICKOFFS: No. - EZ - TB	4-3-2	5-2-0	SAFETIES	0	0
PUNTS: No. - Avg.	4-38.5	3-48.3	FINAL SCORE	17	24
			TIME OF POSSESSION	26:37	33:23



246 New Orleans Saints Media Guide 2003



AT TAMPA BAY 12

SAINTS: 23 BUCCANEERS: 20
LOUISIANA SUPERDOME
NEW ORLEANS, LA - 12/01/02
ATTENDANCE: 68,226 TIME: 3:21

New Orleans completed a sweep of NFC South rival Tampa Bay, which entered the game with the NFL's top record at 9-2. Coach **Jim Haslett** called the performance the Saints' best all-around effort of 2002.

RB **Deuce McAllister**, playing with a sprained ankle that had sidelined him the week before, was a workhorse with 99 yards rushing, including a six-yard TD in the first quarter. QB **Aaron Brooks** tossed two TDs in the second half before departing in the final quarter with a bruised shoulder. The Saints converted nine of 12 third downs and limited Tampa Bay to two of 14.

The special teams also came up big, with WR **Michael Lewis** notching a 56-yard punt return and a 41-yard kickoff return. Both returns set up TDs for New Orleans.

The Bucs scored first when DE **Simeon Rice** forced a Brooks fumble and the ball rolled out of the end zone for a safety. The Saints took the lead when McAllister capped an 80-yard march with his six-yard TD run. The two-point conversion failed. A TD pass by Tampa Bay

in the second quarter gave the Buccaneers a 9-6 lead at halftime.

But the Saints responded in the third quarter, with Brooks tossing TDs on back-to-back possessions, including a 14-yard strike to WR **Joe Horn** that gave New

! notebook

With 106 yards on five receptions, WR **Joe Horn** set a club record with his sixth 100-yard game. He also became the first Saints wide receiver to post three-consecutive 1,000 yard seasons.

RB **Deuce McAllister** went over 1,000 yards rushing with his 99-yard performance, boosting his season total to 1,049 yards. His touchdown run in the first quarter gave him 12 on the year, the third-highest single-season total in team record books.

The Saints improved to 15-7 all-time against the Buccaneers.

Orleans a 20-9 lead. K **John Carney** added a 48-yard field goal in the fourth quarter.

The Bucs rallied with a late TD pass and a two-point conversion, but a key, 10-yard completion to Horn on third-and-8 with under two minutes remaining allowed the Saints to run out the clock.

SAINTS - BUCCANEERS GAME SUMMARY

Tampa Bay Bucs (9-3)	2	7	3	8	-	20
New Orleans Saints (8-4)	0	6	14	3	-	23

Team	Qtr	Time	Play Description (Extra Point) (Drive Info)	V-H
TB	1	3:17	Brooks fumble forced by Rice out of bounds in end zone	2-0
NO	2	10:02	McAllister 6 run (run failed) (10-80, 5:12)	2-6
TB	2	6:51	Alstott 44 pass from Johnson (Gramatica kick) (6-90; 3:11)	9-6
NO	3	12:56	Reed 3 pass from Brooks (Carney kick) (6-54, 2:04)	9-13
NO	3	9:00	Horn 14 pass from Brooks (Carney kick) (3-20, 1:31)	9-20
TB	3	5:04	Gramatica 51 FG (9-39, 3:56)	12-20
NO	4	9:47	Carney 48 FG (4-3, 1:35)	12-23
TB	4	2:49	McCardell 2 pass from Johnson (Johnson to K. Johnson pass)	20-23

FIELD GOALS (made () and missed)

TB: Gramatica 42 RU (51)

NO: Carney 48 WL, (48)

NEW ORLEANS SAINTS											TAMPA BAY BUCCANEERS																																																																																																																																																																																																																																																																																																																																																																																																																																																																																																																																																																																																																		
RUSHING	ATT	YDS	AVG	LG	TD	RUSHING	ATT	YDS	AVG	LG	TD	PASSING	ATT	CMP	YDS	SK/YD	TD	LG	INT																																																																																																																																																																																																																																																																																																																																																																																																																																																																																																																																																																																																										
McAllister	27	99	3.7	11	1	Pittman	8	17	2.1	8	0	Johnson	44	28	276	4/27	2	44	1																																																																																																																																																																																																																																																																																																																																																																																																																																																																																																																																																																																																										
Brooks	2	5	2.5	4	0	Alstott	8	17	2.1	9	0	Total	44	28	276	4/27	2	44	1																																																																																																																																																																																																																																																																																																																																																																																																																																																																																																																																																																																																										
Delhomme	2	-2	-1.0	-1	0	Total	16	34	2.1	9	0	RECEIVING	NO	YDS	AVG	LG	TD																																																																																																																																																																																																																																																																																																																																																																																																																																																																																																																																																																																																												
Total	31	102	3.3	11	1							McCardell	11	107	9.7	26	1																																																																																																																																																																																																																																																																																																																																																																																																																																																																																																																																																																																																												
PASSING	ATT	CMP	YDS	SK/YD	TD	LG	INT	PASSING	ATT	CMP	YDS	SK/YD	TD	LG	INT																																																																																																																																																																																																																																																																																																																																																																																																																																																																																																																																																																																																														
Brooks	25	9	155	4/29	2	52	0	Pittman	6	27	4.5	16	0																																																																																																																																																																																																																																																																																																																																																																																																																																																																																																																																																																																																																
Delhomme	1	1	10	0/0	0	10	0	K. Johnson	5	53	10.6	16	0																																																																																																																																																																																																																																																																																																																																																																																																																																																																																																																																																																																																																
Total	26	10	165	4/29	2	52	0	Alstott	2	47	23.5	44	1																																																																																																																																																																																																																																																																																																																																																																																																																																																																																																																																																																																																																
RECEIVING	NO	YDS	AVG	LG	TD			Jurevicius <td>2</td> <td>18</td> <td>9.0</td> <td>11</td> <td>0</td> <td></td> <td></td> <td></td> <td></td>	2	18	9.0	11	0																																																																																																																																																																																																																																																																																																																																																																																																																																																																																																																																																																																																																
Horn	5	106	21.2	52	1			Cook	1	13	13.0	13	0																																																																																																																																																																																																																																																																																																																																																																																																																																																																																																																																																																																																																
Reed	3	43	14.3	29	1			Dilger	1	11	11.0	11	0																																																																																																																																																																																																																																																																																																																																																																																																																																																																																																																																																																																																																
Stallworth	1	9	9.0	9	0			Total	28	276	9.9	44	2																																																																																																																																																																																																																																																																																																																																																																																																																																																																																																																																																																																																																
McAllister	1	7	7.0	7	0			INTERCEPTIONS	NO	YDS	AVG	LG	TD																																																																																																																																																																																																																																																																																																																																																																																																																																																																																																																																																																																																																
Total	10	165	16.5	52	2			Bellamy	1	14	14.0	14	0																																																																																																																																																																																																																																																																																																																																																																																																																																																																																																																																																																																																																
INTERCEPTIONS	NO	YDS	AVG	LG	TD			Total	1	14	14.0	14	0																																																																																																																																																																																																																																																																																																																																																																																																																																																																																																																																																																																																																
Bellamy	1	14	14.0	14	0			PUNTING	NO	YDS	AVG	TB	I20	LG																																																																																																																																																																																																																																																																																																																																																																																																																																																																																																																																																																																																															
Total	1	14	14.0	14	0			Tupa	5	260	52.0	1	3	71																																																																																																																																																																																																																																																																																																																																																																																																																																																																																																																																																																																																															
PUNTING	NO	YDS	AVG	TB	I20	LG																																																																																																																																																																																																																																																																																																																																																																																																																																																																																																																																																																																																																							
Gowin	5	200	40.0	0	1	47		PUNT RETURN	NO	YDS	AVG	FC	LG	TD																																																																																																																																																																																																																																																																																																																																																																																																																																																																																																																																																																																																															
PUNT RETURN	NO	YDS	AVG	FC	LG	TD		Williams	4	13	4.7	1	7	0																																																																																																																																																																																																																																																																																																																																																																																																																																																																																																																																																																																																															
Lewis	2	56	28.0	0	56	0		KICKOFF RET.	NO	YDS	AVG	FC	LG	TD																																																																																																																																																																																																																																																																																																																																																																																																																																																																																																																																																																																																															
[DOWNED]	1	0	0.0	0	0	0		Stecker	3	57	19.0	0	25	0																																																																																																																																																																																																																																																																																																																																																																																																																																																																																																																																																																																																															
[OUT BOUNDS]	1	0	0.0	0	0	0		Williams	2	26	13.0	0	14	0																																																																																																																																																																																																																																																																																																																																																																																																																																																																																																																																																																																																															
[TOUCHBACK]	1	0	0.0	0	0	0		Smith	1	22	22.0	0	22	0																																																																																																																																																																																																																																																																																																																																																																																																																																																																																																																																																																																																															
KICKOFF RET.	NO	YDS	AVG	FC	LG	TD																																																																																																																																																																																																																																																																																																																																																																																																																																																																																																																																																																																																																							
Lewis	4	81	20.3	0	56	0		FUMBLES	FUM	REC	YDS	TD	FCD	REC	YDS	TD	O/B																																																																																																																																																																																																																																																																																																																																																																																																																																																																																																																																																																																																												
FUMBLES	FUM	REC	YDS	TD	FCD	REC	YDS	TD	O/B	Johnson	2	1	-12	0	0	0	0	1																																																																																																																																																																																																																																																																																																																																																																																																																																																																																																																																																																																																											
Brooks	2	0	0	0	0	0	0	0	1	Smith	1	0	0	0	0	0	0	0																																																																																																																																																																																																																																																																																																																																																																																																																																																																																																																																																																																																											
Allen	0	0	0	0	1	0	0	0	0	Stecker	1	0	0	0	0	0	0	0																																																																																																																																																																																																																																																																																																																																																																																																																																																																																																																																																																																																											
Grant	0	0	0	0	1	0	0	0	0	Ivy	0	1	0	0	0	0	0	0																																																																																																																																																																																																																																																																																																																																																																																																																																																																																																																																																																																																											
Howard	0	0	0	0	1	0	0	0	0	Rice	0	0	0	0	1	0	0	0																																																																																																																																																																																																																																																																																																																																																																																																																																																																																																																																																																																																											
Lewis	0	0	0	0	1	0	0	0	0	Singleton	0	0	0	0	1	0	0	0																																																																																																																																																																																																																																																																																																																																																																																																																																																																																																																																																																																																											
Clemons	0	0	0	0	1	0	0	0	0	Spires	0	0	0	0	1	0	0	0																																																																																																																																																																																																																																																																																																																																																																																																																																																																																																																																																																																																											
Fenderson	0	0	0	0	1	0	0	0	0	Total	2	0	0	0	4	2	0	1																																																																																																																																																																																																																																																																																																																																																																																																																																																																																																																																																																																																											
Total	2	1	0	0	4	2	0	0	1																																																																																																																																																																																																																																																																																																																																																																																																																																																																																																																																																																																																																				
TEAM STATISTICS	TB	NO	Had Blocked	0	0	FGs - PATs HAD BLKD.	0-0	0-0	NET PUNTING AVG.	36.8	37.2	TOTAL RET. YARDAGE	14	70	No. and Yds. Punt Returns	3-14	2-56	No. and Yds. Kickoff Returns	6-105	4-81	No. and Yds. Int. Returns	0-0	1-14	PENALTIES: No. - Yds.	5-40	6-57	FUMBLES: No. - Lost	4-2	2-1	TOUCHDOWNS	2	3	Rushing	0	1	Passing	2	2	Interceptions	0	0	EXTRA POINTS: Made-Att.	2-2	2-3	Kicking: Made-Att.	2-2	2-2	FIELD GOALS: Made-Att.	1-2	1-2	RED ZONE: Made-Att.-Pct.	1-2-50%	3-4-75%	GOAL-TO-GO: Made-Att.-Pct.	1-1-100%	2-2-100%	SAFETIES	1	0	FINAL SCORE	20	23	TIME OF POSSESSION	32:40	27:20																																																																																																																																																																																																																																																																																																																																																																																																																																																																																																																																																												
TOTAL FIRST DOWNS	17	14																																																																																																																																																																																																																																																																																																																																																																																																																																																																																																																																																																																																																											



AT CINCINNATI 15

BENGALS: 20 SAINTS: 13
PAUL BROWN STADIUM
CINCINNATI, OHIO - 12/22/02
ATTENDANCE: 43,544 TIME: 3:13

With a postseason berth for New Orleans on the line, the Bengals stunned the Saints with a 13-point fourth quarter to notch an upset victory at home. The defeat dropped New Orleans to 9-6.

After a 35-yard return by WR Michael Lewis on the opening kickoff, the Saints drove 37 yards on 11 plays to set up a 38-yard field goal by K John Carney.

The Bengals responded with a 59-yard drive that was capped by a TD pass. New Orleans surged ahead on its following possession. QB Aaron Brooks connected with WR Donte Stallworth on a 57-yard TD toss to give the Saints a 10-3 lead. It was Stallworth's eighth TD of 2002 and the 27th of the season for Brooks, a new club record.

The teams traded punts until an interception by CB Fred Thomas at the Cincinnati 48 set up a 43-yard field goal by Carney with 1:13 remaining in the first half.

Neither team scored in the third quarter, though Thomas had a second interception followed by a 43-yard return to the Bengals 35.

Cincinnati got its running game going in the final quarter, driving 69 yards on 13

plays on its first possession of the final quarter. FB Nick Luchey crossed into the end zone from one-yard out to tie the game, but the PAT was blocked by DT Grady Jackson.

The Saints had two more possessions before the Bengals put together another long

! notebook

WR Donte Stallworth had six catches for a career-high 111 yards and increased his team rookie record to eight TD catches.

WR Michael Lewis set a new NFL record with 2,231 combined punt and kickoff return yards, eclipsing the mark set by Arizona WR MarTay Jenkins in 2000 (2,187).

With seven points in the contest, K John Carney set a new single-season scoring record with 124 points, breaking the team mark held by K Morten Andersen (121, 1987).

The Bengals had 240 rushing yards, the most by a Saints opponent since the club allowed 246 vs. St. Louis (12/24/00).

march. The time-consuming TD drive gave Cincinnati a 20-13 lead with 1:46 remaining.

Four incompletions on their final drive ended the Saints' scoring chances.

SAINTS - BENGALS GAME SUMMARY

New Orleans Saints (9-6)	10	3	0	0	-	13
Cincinnati Bengals (2-13)	7	0	0	13	-	20

Team	Qtr	Time	Play Description (Extra Point) (Drive Info)	V-H
NO	1	9:46	Carney 38 FG (11-37, 5:14)	3-0
CIN	1	8:15	Warrick 30 pass from Kitna (Rackers kick) (5-59, 1:31)	3-7
NO	1	6:19	Stallworth 57 pass from Brooks (Carney kick) (5-71, 1:56)	10-7
NO	2	1:13	Carney 43 FG (7-23, 2:23)	13-7
CIN	4	10:42	Luchey 1 run (kick blocked) (13-69, 5:35)	13-13
CIN	4	1:46	Luchey 3 run (Rackers kick) (12-64, 5:47)	13-20

FIELD GOALS (made (I) and missed)

NO: Carney (38), 33LU, (43)

15 @ CINCINNATI



NEW ORLEANS SAINTS										
RUSHING	ATT	YDS	AVG	LG	TD	PASSING	ATT	CMP	YDS	SK/YD
McAllister	15	26	1.7	5	0	Brooks	38	16	203	4/29
Brooks	3	6	2.0	5	0	Total	38	16	203	4/29
Stallworth	1	4	4.0	4	0					
Total	19	36	1.9	5	0					
RECEIVING	NO	YDS	AVG	LG	TD	INTERCEPTIONS	NO	YDS	AVG	LG
Stallworth	6	111	18.5	57	1	Thomas	2	43	21.5	43
Horn	6	64	10.7	15	0	Total	2	43	21.5	43
Williams	1	9	9.0	9	0					
Lewis	1	8	8.0	8	0					
Smith	1	7	7.0	7	0					
Reed	1	4	4.0	4	0					
Total	16	203	12.7	57	1					
PUNTING	NO	YDS	AVG	TB	I20	LG	PUNT RETURN	NO	YDS	AVG
Gowin	6	234	39.0	0	2	50	Lewis	4	40	10.0
							[OUT OF BOUNDS]	1	0	0.0
							Returns	4	40	10.0
KICKOFF RET.	NO	YDS	AVG	FC	LG	TD	FUMBLES	FUM REC	YDS	TD
Lewis	2	58	29.0	0	35	0	O/B	2	0	0
Grant	2	10	5.0	0	10	0	Brooks	1	0	0
Returns	4	68	17.0	0	35	0	Grant	0	0	0
							Smith	0	0	0
							Folau	0	1	0
							Fontenot	0	1	0
							Hodge	0	0	0
							Thomas	0	0	0
							Bellamy	0	0	0
							Clemmons	0	0	0
							Total	4	3	0

CINCINNATI BENGALS										
RUSHING	ATT	YDS	AVG	LG	TD	PASSING	ATT	CMP	YDS	SK/YD
Dillon	18	126	7.0	26	0	Kitna	40	20	190	2/7
Luchey	12	59	4.9	10	2	Total	40	20	190	2/7
Bennett	7	58	8.3	29	0					
Kitna	2	-3	-1.5	-1	0					
Total	39	240	6.2	29	2					
RECEIVING	NO	YDS	AVG	LG	TD	INTERCEPTIONS	NO	YDS	AVG	LG
Warrick	7	71	10.1	30	1	Total	0	0	0.0	0
Johnson	4	47	11.8	15	0					
Houshamand.	2	20	10.0	11	0					
Dillon	1	16	16.0	16	0					
Dugans	1	15	15.0	15	0					
Farmer	1	7	7.0	7	0					
Bennett	1	6	6.0	6	0					
Luchey	1	6	6.0	6	0					
Schobel	1	2	2.0	2	0					
Neal	1	0	0.0	0	0					
Total	20	190	9.5	30	1					
PUNTING	NO	YDS	AVG	TB	I20	LG	PUNT RETURN	NO	YDS	AVG
Harris	6	220	36.7	0	3	45	Houshamand.	4	8	2.0
							[DOWNED]	1	0	0.0
							[OUT/BOUNDS]	1	0	0.0
							Returns	4	8	2.0
KICKOFF RET.	NO	YDS	AVG	FC	LG	TD	FUMBLES	FUM REC	YDS	TD
Bennett	4	65	16.3	0	36	0	O/B	2	1	0
							Dillon	1	1	0
							Housha.	1	1	0
							Kitna	1	0	0
							Burris	0	0	0
							Smith	0	0	0
							Spikes	0	0	0
							Total	4	2	0

Had Blocked	0	0
FGs - PATs HAD BLKD.	0-0	0-1
NET PUNTING AVG.	37.7	30.0
TOTAL RET. YARDAGE	83	8
No. and Yds. Punt Ret.	4-40	4-8
No. and Yds. Kickoff Ret.	4-68	4-65
No. and Yds. Int. Ret.	2-43	0-0
PENALTIES: No. - Yds.	10-91	7-49
FUMBLES: No. - Lost	4-2	4-2
TOUCHDOWNS	1	3
Rushing	0	2
Passing	1	1
EXTRA POINTS: Made-Att.	1-1	2-3
Kicking: Made-Att.	1-1	2-3
FIELD GOALS: Made-Att.	2-3	0-0
RED ZONE: Made-Att.-Pct.	0-3-0%	2-2-100%
G-T-G: Made-Att.-Pct.	0-0-0%	2-2-100%
SAFETIES	0	0
FINAL SCORE	13	20
TIME OF POSSESSION	24:41	35:19

FOR MORE INFO LOG ON TO

www.neworleanssaints.com



VS CAROLINA 16

PANTHERS: 10 SAINTS: 6
LOUISIANA SUPERDOME
NEW ORLEANS, LA - 12/29/02
ATTENDANCE: 66,946 TIME: 2:55

The Saints were held without a TD for the first time in 2002 in a defeat that dropped New Orleans to 9-7 and eliminated the team from the playoff race.

The Saints got on the scoreboard first when DT **Grady Jackson** recovered a fumble at the Panthers' 12 early in the first quarter. Four plays later, K **John Carney** kicked a 30-yard field goal to give the Saints a 3-0 lead.

The teams traded turnovers throughout the first half until Carolina marched 45 yards on seven plays late in the second quarter. The drive was capped by a 15-yard TD pass with 51 seconds remaining in the second quarter.

The Saints cut the Panthers' advantage to one point early in the third quarter. On New Orleans' first possession of the second half, the club drove 48 yards on 10 plays to set up a 38-yard field goal by Carney. On the drive, QB **Aaron Brooks** found WR **Donte' Stallworth** for a 28-yard

The Panthers responded with a 38-yard march that included three completions. K **Shayne Graham** booted a 50-yard field goal

to increase Carolina's lead to 10-6.

Despite a couple of promising drives, the Saints were unable to score again. New Orleans marched to the Carolina 38, 30 and

! notebook

RB Deuce McAllister rushed for 117 yards on 28 carries, notching his eighth 100-yard performance of 2002. That total ranks second in club history, trailing only the nine that RB George Rogers posted in 1981. McAllister also finished as the NFC's leading rusher with 1,388 yards on 325 attempts.

K John Carney boosted his club-record scoring total to 130 points for 2002. He also tied a team mark with 31 field goals on the season, pulling even with K Morten Andersen's total in 1985.

The Saints' top three wideouts – Joe Horn, Jerome Pathon and Donte' Stallworth – completed the season with a combined 172 catches for 2,429 yards and 19 touchdowns.

New Orleans finished the season tied for third in the NFL with 38 takeaways (20 interceptions and 18 fumble recoveries).

DE Charles Grant notched his seventh sack of the season, and his fifth in the final five games.

40 in the final quarter, but the three drives ended with a punt, a sack on fourth down and an interception with 41 seconds remaining to preserve the Panthers' victory.

SAINTS-PANTHERS GAME SUMMARY

Carolina Panthers (7-9)	0	7	3	0	-	10
New Orleans Saints (9-7)	3	0	3	0	-	6

Team	Qtr	Time	Play Description (Extra Point) (Drive Info)	V-H
NO	1	7:14	Carney 30 FG (4-0, 1:31)	0-3
CAR	1	0:51	Hoover 15 pass from Peete (Graham kick) (7-45, 3:30)	7-3
NO	3	5:39	Carney 38 FG (10-48, 5:51)	7-6
CAR	3	2:43	Graham 50 FG (7-38, 2:56)	10-6

FIELD GOALS (made () and missed)

NO: Carney (30), (38)

CAR: Graham (50)

16 VS CAROLINA

NEW ORLEANS SAINTS										CAROLINA PANTHERS											
RUSHING		ATT	YDS	AVG	LG	TD	RUSHING		ATT	YDS	AVG	LG	TD								
D. McAllister		28	117	4.2	21	0	Goings		18	70	3.9	15	0								
A. Brooks		2	8	4.0	8	0	Hoover		5	12	2.4	4	0								
Total		30	125	4.2	21	0	Smart		1	2	2.0	2	0								
							Peete		2	1	0.5	2	0								
							Total		26	85	3.3	15	0								
PASSING		ATT	CMP	YDS	SK/YD	TD	LG	IN	PASSING		ATT	CMP	YDS	SK/YD	TD	LG	IN				
Brooks		31	12	145	3/18	0	28	2	Peete		30	19	203	2/13	1	31	2				
McAllister		0	0	0	1/8	0	0	0	Weinke		2	1	0	1/2	0	0	0				
Total		31	12	145	4/26	0	28	2	Total		32	20	203	3/15	1	31	2				
RECEIVING		NO	YDS	AVG	LG	TD	RECEIVING		NO	YDS	AVG	LG	TD								
Stallworth		4	60	15.0	28	0	Muhammad		7	95	13.6	31	0								
Horn		4	43	10.8	20	0	Wiggins		4	37	9.3	17	0								
Reed		2	32	16.0	16	0	Smith		3	37	12.3	29	0								
McAllister		2	10	5.0	8	0	Goings		3	5	1.7	7	0								
Total		12	145	12.1	28	0	Hoover		2	23	11.5	15	0								
							Mangum		1	6	6.0	6	0								
							Total		20	203	10.2	31	1								
INTERCEPTIONS		NO	YDS	AVG	LG	TD	INTERCEPTIONS		NO	YDS	AVG	LG	TD								
Knight		2	13	6.5	13	0	Cousin		2	4	2.0	4	0								
Total		2	13	6.5	13	0	Total		2	4	2.0	4	0								
PUNTING		NO	YDS	AVG	TB	I20	LG	TD	PUNTING		NO	YDS	AVG	TB	I20	LG	TD				
Gowin		7	305	43.6	1	2	57		Sauerbrun		8	351	43.9	0	1	64					
Total		7	305	43.6	1	2	57														
PUNT RET.		NO	YDS	AVG	FC	LG	TD	PUNT RET.		NO	YDS	AVG	FC	LG	TD						
Lewis		5	139	27.8	0	61	0	Smith		4	54	13.5	1	23	0						
Craver		1	0	0.0	0	0	0	[DOWNED]		1	0	0.0	0	0	0						
[DOWNED]		1	0	0.0	0	0	0	[OUT/BOUNDS]		1	0	0.0	0	0	0						
[OUT OF BOUNDS]		1	0	0.0	0	0	0	Returns		4	54	13.5	1	23	0						
Returns		6	139	23.2	0	61	0														
KICKOFF RET.		NO	YDS	AVG	FC	LG	TD	KICKOFF RET.		NO	YDS	AVG	FC	LG	TD						
Lewis		3	62	20.7	0	30	0	Byrd		2	36	18.0	0	20	0						
Returns		3	62	20.7	0	30	0	Smith		1	19	19.0	0	19	0						
								Total		3	55	18.3	0	20	0						
FUMBLES		FUM	REC	YDS	TD	FCD	REC	YDS	TD	O/B	FUMBLES		FUM	REC	YDS	TD	O/B				
Brooks		1	1	-2	0	0	0	0	0	0	Goings		2	0	-21	0	0				
Reed		1	0	0	0	0	0	0	0	0	Peete		1	0	0	0	0				
Craver		1	0	0	0	0	0	0	0	0	Smith		0	1	0	0	0				
Brown		0	1	0	0	0	0	0	0	0	Tuten		0	1	0	0	0				
Grant		0	1	0	0	0	0	0	0	0	Fields		0	0	0	0	0				
Hodge		0	0	0	0	1	0	0	0	0	Cousin		0	0	0	0	0				
Jackson		0	0	0	0	1	0	0	0	0	Total		3	2	-21	0	1				
Bellamy		0	0	0	0	0	1	0	0	0											
Total		3	2	-2	0	2	1	0	0	0											
TEAM STATISTICS										TEAM STATISTICS											
TOTAL FIRST DOWNS										CAR	NO	TOTAL FIRST DOWNS									
By Rushing										13	13	Had Blocked									
By Passing										6	7	FGs - PATs HAD BLKD.									
By Penalty										7	5	NET PUNTING AVG.									
3D: Made-Att.-Pct.										0	1	26.5									
4D: Made-Att.-Pct.										3-14-21%	4-17-24%	58									
TOTAL NET YARDS										273	244	TOTAL RET. YARDAGE									
Total Plays										61	65	No. and Yds. Punt Ret.									
Avg. Per Play										4.5	3.8	No. and Yds. Kickoff Ret.									
NET YARDS RUSHING										85	125	No. and Yds. Int. Ret.									
Total Rushes										26	30	PENALTIES: No. - Yds.									
Avg. Per Play										3.3	4.2	FUMBLES: No. - Lost									
Tackles For Loss-Yds.										4-7	4-5	TOUCHDOWNS									
NET YARDS PASSING										188	119	1									
Sacked-Yds. Lost										3-15	4-26	Rushing									
Gross Yards										203	145	Passing									
PASSING: Att.-Comp.-INT										32-20-2	31-12-2	1									
Avg. Per Play										5.4	3.4	EXTRA POINTS: Made-Att.									
KICKOFFS: No. - EZ - TB										3-0-0	3-0-0	1-1									
PUNTS: No. - Avg.										8-43.9	7-43.6	Kicking: Made-Att.									
												1-1									
												FIELD GOALS: Made-Att.									
												1-2-50%									
												Red ZONE: Made-Att.-Pct.									
												Goal-To-Go: Made-Att.-Pct.									
												0-1-0%									
												SAFETIES									
												0									
												FINAL SCORE									
												10									
												TIME OF POSSESSION									
												30:20									
												29:40									

2002 PRESEASON STATISTICS

2002 Preseason Record: 3-1

Date	W-L	Score	OT	Opp.	Attendance
08/10	L	10-13		Houston	67,356
08/15	W	24-7	-	at Miami	56,930
08/24	W	31-23	-	at Cincinnati	41,636
08/30	W	25-21	-	Indianapolis	67,247

Statistic	N.O.	OPP.
TOTAL FIRST DOWNS	72	86
Rushing	25	22
Passing	38	55
Penalty	9	9

3rd Down: Made/Att	19/51	23/59
3rd Down Pct.	37.3	39.0
4th Down: Made/Att	1/2	4/7
4th Down Pct.	50.0	57.1

POSSESSION AVG.	29:25	30:35
TOTAL NET YARDS	1119	1363
Avg. Per Game	279.8	340.8
Total Plays	241	285
Avg. Per Play	4.6	4.8

NET YARDS RUSHING	435	449
Avg. Per Game	108.8	112.3
Total Rushes	108	111
Net Yards Passing	684	914
Avg. Per Game	171.0	228.5

Sacked/Yards Lost	10/73	4/8
Gross Yards	757	922
Att./Completions	123/68	170/85
Completion Pct.	55.3	50.0
Had Intercepted	4	7

PUNTS/AVERAGE	21/46.0	20/40.1
NET PUNTING AVG.	21/39.6	20/29.3
PENALTIES/YARDS	27/247	29/205
FUMBLES/BALL LOST	8/2	11/6

TOUCHDOWNS	11	7
Rushing	3	1
Passing	6	6
Returns	2	0

Score By Periods	1	2	3	4	OT	PTS
Team	10	45	25	10	0	90
Opponents	10	30	14	10	0	64

Scoring	TD	Rush	Rec	Ret	K-PAT	FG	S	PTS
McAllister	3	2	1	0				18

Passing	Att	Cmp	Yds	Cmp%	Yds/Att	TD	TD%	Int	Int%	Long	Sack/Lost	Rating
Brooks	51	27	313	52.9	6.14	2	3.9	1	2.0	33	1/4	76.7
Delhomme	48	33	370	68.8	7.71	4	8.3	1	2.1	59t	4/33	110.6
O'Sullivan	24	8	74	33.3	3.08	0	0.0	2	8.3	19	3/19	8.0
J. Lewis	0	0	0	---	---	0	---	0	---	---	2/17	---
Team	123	68	757	55.3	6.15	4	4.9	4	3.3	59t	10/73	76.5
Opponents	170	85	922	50.0	5.42	6	3.5	7	4.1	46	4/8	61.0

Receiving	No.	Yds	Avg	Long	TD
B. Williams	8	99	12.4	21	0
M. Lewis	7	96	13.7	38t	1
McAllister	7	71	10.1	17	1
Fenderson	7	67	9.6	33	0
Stallworth	6	114	19.0	59t	1
Pathon	6	58	9.7	14	0
Sloan	5	62	12.4	25	0
Ojo	3	28	9.3	19t	1
Rick. Williams	3	25	8.3	15	0
Ja. Reed	2	44	22.0	22	0
Horn	2	18	9.0	16	1
Rich. Williams	2	16	8.0	9	0
Norris	2	6	3.0	4	0
T. Smith	2	5	2.5	4	0
D. Lewis	1	19	19.0	19	0
R. Wilson	1	11	11.0	11t	1

Interceptions	No.	Yds	Avg	Long	TD
Thomas	2	12	6.0	9	0
Carroll	1	18	18.0	18	0
Hodge	1	0	0.0	0	0
House	1	0	0.0	0	0
Sherrod	1	0	0.0	0	0
Craver	1	-2	-2.0	-2	0
Team	7	28	4.0	18	0
Opponents	4	45	11.3	36	0

Punting	No.	Yds	Avg	Net	TB	In	Lg	B
Johnson	16	732	45.8	40.4	1	7	61	0
Gowin	5	234	46.8	37.2	0	2	52	0
Team	21	966	46.0	39.6	1	9	61	0
Opponents	20	802	40.1	29.3	1	3	55	1

Punt Returns	Ret	FC	Yds	Avg	Long	TD
M. Lewis	12	0	182	15.2	81t	1
Craver	1	0	8	8.0	8	0
Cutolo	1	0	7	7.0	7	0
Team	14	0	197	14.1	81t	1
Opponents	13	4	114	8.8	26	0

Kickoff Returns	No.	Yds	Avg	Long	TD
M. Lewis	12	297	24.8	42	0
McAfee	1	16	16.0	16	0
Team	13	313	24.1	42	0
Opponents	19	343	18.1	30	0

Field Goals	1-19	20-29	30-39	40-49	50+
Carney	0/0	1/1	1/2	1/2	0/0
Je. Reed	0/0	2/2	0/0	0/0	0/0
Team	0/0	3/3	1/2	1/2	0/0
Opponents	1/1	1/1	2/2	1/1	0/0

Carney:	(35N,44N)(28G)(0)(45G,31G)
Je. Reed:	(29G)(0)(28G)(0)
Team:	(35N,44N,29G)(28G)(28G)(45G,31G)
Opponents:	(39G,27G)(0)(18G,36G,44G)(0)



2002 PRESEASON STATISTICS

Name	Regular Defensive Plays								Special Teams				Miscellaneous				
	TKL	AST	TOT	SACK/YDS	INT	PD	FF	FR	TKL	AST	FF	FR	BL	TKL	AST	FF	FR
Hawthorne, Michael	12	1	13														
Ivin, Ken	8	3	11						2								
Carroll, Travis	9	1	10		1	1											
Clemons, Charlie	5	4	9	1	6				2	1							
Craver, Keyuo	9		9	1	1	1	5		2	1							
Wilson, Jerry	9		9														
Allen, James	5	3	8					1									
Hodge, Sedrick	7	1	8			1	2										
Mitchell, Mel	7	1	8														
Noah, Abdul-Salam	4	3	7														
Smith, Darrin	3	4	7														
Hand, Norman	5	1	6														
Thomas, Fred	5	1	6		2	3											
Gleason, Steve	4	1	5						2								
Brown, Fakhir	5		5														
Smith, Kenny	3	2	5			1		1									
Grant, Charles	3	1	4	1	1			1									
House, Kevin	3	1	4			1	1	1	3								
Jackson, Grady	1	3	4			1											
Newsome, Richard	3	1	4														
Chase, Martin	1	3	4														
Knight, Roger	1	2	3														
Knight, Sammy	2	1	3														
Cox, Bryan	1	1	2														
Holden, Curtis		2	2														
Monroe, Derrius	2		2						1								
Seals, Richard	2		2														
Sherrod, Rick	2		2		1	1			2								
Bradley, Roylin	1		1														
Jackson, Jonathan	1		1														
Jones, J.J.	1		1						1								
McKenzie, DaMonte	1		1														
Miles, Jermaine		1	1			2											
Whitehead, Willie	1		1														
Fenderson, James									1					1			
Bellamy, Jay						1											
Jacox, Kendyl																	
McAfee, Fred									1				1				
Delhomme, Jake																	
Reed, Jeff																	1
Hayes, Tutan												1					
Robinson, Jimmy														1			
Gowin, Toby									2		1			1			
Wilson, Robert									1								
Totals	126	42	168	3	8	7	18	2	2	20	2	1	1	1	4	0	1

TKL: tackle, AST: assist, TOT: total tackles, INT: interception, PD: pass defense, FF: forced fumble, FR: fumble recovery, BL: blocked.

DARREN HOWARD

Darren Howard has ranked among the club's most productive defenders since being selected 33rd overall in 2000. Howard has posted a club-leading 25 sacks, the highest total ever for a Saints' player during his first three years in the NFL. Remarkably athletic at 6-foot-3, 281 pounds, the fourth-year veteran also has a flair for creating turnovers, forcing nine fumbles and intercepting two passes over the last three seasons.



RECORDS
SAINTS

RECORDS

RECORDS



CAREER LEADERS

Scoring

	TD	PAT	FG	Total
1. Morten Andersen (1982-94)	0	412	302	1318
2. Doug Brien (1995-2000)	0	144	123	513
3. Dalton Hilliard (1986-93)	53	0	0	318
4. Eric Martin (1985-93)	48	0	0	288
5. Charlie Durkee (1967-68, 71-72)	0	87	52	243
5. John Carney (2001-)	0	69	58	243
7. Danny Abramowicz (1967-73)	37	0	0	222
8. Tony Galbreath (1976-80)	33	1	2	205
9. Rich Szaro (1975-78)	0	79	37	190
10. Wayne Wilson (1979-86)	30	0	0	180

Rushing

	Att.	Yds.	Avg.	Long	TD
1. George Rogers (1981-84)	995	4267	4.3	79t	23
2. Dalton Hilliard (1986-93)	1126	4164	3.7	65t	39
3. Rueben Mayes (1986-88, 90)	837	3408	4.1	50	23
4. Chuck Muncie (1976-80)	787	3386	4.3	69t	28
5. Ricky Williams (1999-2001)	814	3129	3.8	46	16
6. Tony Galbreath (1976-80)	760	2865	3.8	74t	27
7. Mario Bates (1994-97)	678	2554	3.8	74t	21
8. Wayne Wilson (1979-86)	658	2462	3.7	41t	16
9. Archie Manning (1971-75, 77-82)	358	2058	5.7	27	18
10. Mike Strachan (1975-80)	471	1899	4.0	31	14

Passing Yards

	Att.	Comp.	Yds.	Pct.	TD	Int.
1. Archie Manning (1971-75, 77-82)	3335	1849	21734	55.4	115	156
2. Bobby Hebert (1985-89, 91-92)	2055	1202	14630	58.5	85	75
3. Jim Everett (1994-96)	1571	958	10622	61.0	60	48
4. Aaron Brooks (2000-)	1280	708	8918	55.3	62	43
5. Billy Kilmer (1967-70)	1116	592	7490	53.0	47	62
6. Dave Wilson (1981, 83-88)	1038	551	6987	53.1	36	55
7. Steve Walsh (1990-93)	620	336	3879	54.2	25	22
8. Ken Stabler (1982-84)	570	326	3670	57.2	17	33
9. Billy Joe Tolliver (1998-2000)	467	249	3343	53.3	15	20
10. Bobby Scott (1973-82)	500	237	2781	47.4	15	29

Receiving Yards

	No.	Yds.	Avg.	Long	TD
1. Eric Martin (1985-93)	532	7854	14.8	84	48
2. Danny Abramowicz (1967-73)	309	4875	15.7	80t	37
3. Joe Horn (2000-)	265	3917	14.8	63	24
4. Hoby Brenner (1981-93)	267	3849	14.4	57	21
5. Quinn Early (1991-95)	270	3758	13.9	70t	25
6. Henry Childs (1974-80)	207	3224	15.6	59t	27
7. Wes Chandler (1978-81)	182	2801	15.4	85t	15
8. Michael Haynes (1994-96)	162	2368	14.6	78t	13
9. Dave Parks (1968-72)	149	2254	15.1	66t	16
10. Dalton Hilliard (1986-93)	249	2233	9.0	54t	14

Receptions

	No.	Yds.	Avg.	Long	TD
1. Eric Martin (1985-93)	532	7854	14.8	84	48
2. Danny Abramowicz (1967-73)	309	4875	15.7	80t	37
3. Tony Galbreath (1976-80)	284	2221	7.8	38	6
4. Quinn Early (1991-95)	270	3758	13.9	70t	25

FOR MORE INFO LOG ONTO

www.neworleanssaints.com

CAREER LEADERS

5. Hoby Brenner (1981-93)	267	3849	14.4	57	21
6. Joe Horn (2000-)	265	3917	14.8	63	24
7. Dalton Hilliard (1986-93)	249	2233	9.0	54t	14
8. Henry Childs (1974-80)	207	3224	15.6	59t	27
9. Wes Chandler (1978-81)	182	2801	15.4	85t	15
10. Wayne Wilson (1979-86)	179	1517	8.5	55	14

Punting Average (minimum 50 attempts)

	No.	Avg.	Long
1. Mark Royals (1997-98)	176	45.8	66
2. Tommy Barnhardt (1987,89-94,99)	515	42.5	65
3. Tom McNeill (1967-69)	130	42.3	81
4. Brian Hansen (1984-88)	363	42.0	66
5. Steve O'Neal (1973)	81	41.7	71
6. Julian Fagan (1970-72)	225	41.6	71
7. Toby Gowin (2000-2002)	211	41.6	62
8. Tom Blanchard (1974-78)	447	41.3	71
9. Russell Erxleben (1979-83)	275	41.2	60
10. Rick Partridge (1979)	57	40.9	61

Punt Return Average (minimum 20 returns)

	No.	Yds.	Avg.	Long	TD
1. Mel Gray (1986-88)	49	657	13.4	80	1
2. Andre Hastings (1997-99)	23	305	13.3	76	0
3. Michael Lewis (2001-)	58	706	12.2	83t	1
4. Eric Guliford (1997-98)	57	599	10.5	40	0
5. Howard Stevens (1973-74)	54	547	10.1	40	0
6. Pete Athas (1976)	35	332	9.5	67	0
7. Chad Morton (2000)	30	278	9.3	51	0
8. Tyrone Hughes (1993-96)	116	1060	9.1	83t	2
9. Jitter Fields (1984)	27	236	8.7	61	0
10. Jeff Groth (1981-85)	104	887	8.5	36	0

Kickoff Return Average (minimum 25 returns)

	No.	Yds.	Avg.	Long	TD
1. Walt Roberts (1967)	28	737	26.3	91t	1
2. John Gilliam (1967-68,77)	31	809	26.1	94t	1
3. Eric Guliford (1997-98)	61	1559	25.5	102t	1
4. Michael Lewis (2001-)	102	2569	25.2	97t	2
5. Tyrone Hughes (1993-96)	229	5717	25.0	99t	3
6. Deuce McAllister (2001-)	45	1091	24.2	63	0
7. Gene Howard (1968-69)	32	760	23.8	86	0
8. Margene Adkins (1972)	43	1020	23.7	61	0
9. Chad Morton (2000)	44	1029	23.4	68	0
10. Wes Chandler (1978-81)	39	896	23.0	38	0

Interceptions

	No.	Yds.	Avg.	Long	TD
1. Dave Waymer (1980-89)	37	395	10.7	44	0
2. Tommy Myers (1972-81)	36	621	17.3	97t	2
3. Sammy Knight (1997-2002)	28	464	16.5	91t	4
4. Gene Atkins (1987-93)	21	324	15.4	79	0
5. Dave Whitsell (1967-69)	19	242	12.7	41	2
6. Johnnie Poe (1981-87)	17	269	15.8	40t	2
7. Toi Cook (1987-93)	16	280	17.5	63t	2
8. Brett Maxie (1985-93)	16	232	14.5	50t	3
9. Ernie Jackson (1972-77)	15	187	12.5	46	0
10. Frank Wattelet (1981-87)	12	135	11.3	35t	1

CAREER LEADERS

Quarterback Sacks (since 1982)

1. Rickey Jackson (1981-93)	115.0
2. Wayne Martin (1989-99)	82.5
3. Pat Swilling (1986-92)	76.5
4. Frank Warren (1981-89,91-94)	52.5
5. Joe Johnson (1994-98,2000-01)	50.5
6. La'Roi Glover (1997-2001)	50.0
7. Jim Wilks (1981-93)	45.5
8. Renaldo Turnbull (1990-96)	44.5
9. Bruce Clark (1982-88)	39.5
10. James Geathers (1984-89)	26.0

! worth noting



Cool Under Pressure

QB Aaron Brooks has been among the NFL's top comeback artists since taking over as the Saints' starting quarterback late in the 2000 season. A look back at the eight clutch comeback drives he has engineered in the fourth quarter over the last three seasons, including a trio of memorable performances in 2002 that led New Orleans to victories:

Nov. 26, 2000: Saints 31, Rams 24 at the Trans World Dome – Brooks led the Saints on an 85-yard march in the fourth quarter, capping the drive with a one-yard scoring plunge to become only the third passer in NFL history to defeat a defending Super Bowl Champion in his first league start.

Dec. 10, 2000: Saints 31, 49ers 27 at 3Com Park – Brooks engineered a 12-play, 68-yard drive in 3:14. The march ended with a one-yard touchdown run by RB Terry Allen with 46 seconds remaining to give the Saints an upset win. Brooks rushed for 108 yards on 11 carries in the contest, including a 10-yard scramble on fourth and four during the Saints' final possession to keep the drive alive. He became the only QB in NFL history to have a 400-yard passing game and a 100-yard rushing performance in the same season.

Oct. 14, 2001: Saints 27, Panthers 25 at Ericsson Stadium – Brooks drove the Saints 82 yards in 1:48, with RB Ricky Williams running around the left end for a one-yard touchdown as time expired.

Oct. 28, 2001: Saints 34, Rams 31 at the Dome at America's Center – With the score tied 31-31 with four minutes remaining, Brooks led a drive that ate up 3:59 and was capped by a 27-yard, game-winning field goal by K John Carney.

Dec. 2, 2001: Saints 27 Panthers 23 at the Superdome – With New Orleans trailing 23-20, Brooks engineered a four-play, 74-yard drive. The march was capped by a 17-yard TD pass to WR Joe Horn to give the Saints the win.

Sept. 22, 2002: Saints 29, Bears 23 at Memorial Stadium – Trailing 23-21 with 4:31 remaining, Brooks authored a seven-play, 73-yard TD march in 2:31. The drive ended with a 29-yard TD pass to WR Donte' Stallworth. Brooks then ran in the two-point conversion for good measure.

Oct. 20, 2002: Saints 35, 49ers 27 at the Superdome – Down by 11 entering the final quarter, Brooks tossed two fourth-quarter TDs to Horn within 1:25 to erase the deficit and lift New Orleans to victory.

Nov. 10, 2002: Saints 34, Panthers 24 at Ericsson Stadium – Trailing 24-20 with 3:31 remaining, Brooks engineered a 95-yard drive. A 38-yard pass to Stallworth set up a seven-yard TD to the rookie wide receiver with 31 seconds left in the game to give the Saints the win.

YEARLY LEADERS

Scoring

	TD	PAT	FG	Points
1967 — Charlie Durkee	-	27-27	14-32	69
1968 — Charlie Durkee	-	27-27	19-37	84
1969 — Tom Dempsey	-	33-35	22-41	99
1970 — Tom Dempsey	-	16-17	18-34	70
1971 — Charlie Durkee	-	24-25	16-23	72
1972 — Danny Abramowicz	7	-	-	42
1973 — Bill McClard	-	9-9	13-24	48
1974 — Bill McClard	-	19-20	9-16	46
1975 — Rich Szaro	-	17-17	10-16	47
1976 — Rich Szaro	-	18-23	25-29	79
1977 — Henry Childs	9	-	-	54
1978 — Tony Galbreath	7	0-1	-	42
Chuck Muncie	7	-	-	42
1979 — Garo Yepremian	-	39-40	12-16	75
1980 — Benny Ricardo	-	31-34	10-17	61
1981 — George Rogers	13	-	-	78
1982 — Wayne Wilson	5	-	-	30
1983 — Morten Andersen	-	37-38	18-24	91
1984 — Morten Andersen	-	34-34	20-27	94
1985 — Morten Andersen	-	27-29	31-35	120
1986 — Morten Andersen	-	30-30	26-30	108
1987 — Morten Andersen	-	37-37	28-36	121
1988 — Morten Andersen	-	32-33	26-36	110
1989 — Dalton Hilliard	18	-	-	108
1990 — Morten Andersen	-	29-29	21-27	92
1991 — Morten Andersen	-	38-38	25-32	113
1992 — Morten Andersen	-	33-34	29-34	120
1993 — Morten Andersen	-	33-33	28-35	117
1994 — Morten Andersen	-	32-32	28-39	116
1995 — Doug Brien	-	16-16	12-17	52
1996 — Doug Brien	-	18-18	21-25	81
1997 — Doug Brien	-	22-22	23-27	91
1998 — Doug Brien	-	31-31	20-22	91
1999 — Doug Brien	-	20-21	24-29	92
2000 — Doug Brien	-	37-37	23-29	106
2001 — John Carney	-	32-32	27-31	113
2002 — John Carney	-	37-37	31-35	130

Rushing Yards

	Att.	Yds.	Avg.	Long	TD
1967 — Jim Taylor	130	390	3.0	16	2
1968 — Don McCall	155	637	4.1	48	4
1969 — Andy Livingston	181	761	4.2	18	5
1970 — Tony Baker	82	337	4.1	29	1
1971 — Jim Strong	95	404	4.3	39	3
1972 — Bob Gresham	121	381	3.1	23	3
1973 — Jess Phillips	198	663	3.3	20	0
1974 — Alvin Maxson	165	714	4.3	66t	2
1975 — Mike Strachan	161	668	4.1	21	2
1976 — Chuck Muncie	149	659	4.4	51	2
1977 — Chuck Muncie	201	811	4.0	36	6
1978 — Tony Galbreath	186	635	3.4	20t	5
1979 — Chuck Muncie	238	1198	5.0	69t	11
1980 — Jimmy Rogers	80	366	4.6	24	1
1981 — George Rogers	378	1674	4.4	79t	13
1982 — George Rogers	122	535	4.4	38	3
1983 — George Rogers	256	1144	4.5	76t	5
1984 — George Rogers	239	914	3.8	28	2
1985 — Wayne Wilson	168	645	3.8	41t	1
1986 — Rueben Mayes	286	1353	4.7	50	8
1987 — Rueben Mayes	243	917	3.8	38	5

YEARLY LEADERS

1988 — Dalton Hilliard	204	823	4.0	36	5
1989 — Dalton Hilliard	344	1262	3.7	40	13
1990 — Craig Heyward	129	599	4.6	47t	4
1991 — Fred McAfee	109	494	4.5	34	2
1992 — Vaughn Dunbar	154	565	3.7	25	3
1993 — Derek Brown	180	705	3.9	60	2
1994 — Mario Bates	151	579	3.8	40	6
1995 — Mario Bates	244	951	3.9	66t	7
1996 — Mario Bates	164	584	3.6	33	4
1997 — Ray Zellars	156	552	3.5	27	4
1998 — Lamar Smith	138	457	3.3	33	1
1999 — Ricky Williams	253	884	3.5	25	2
2000 — Ricky Williams	248	1000	4.0	26t	8
2001 — Ricky Williams	313	1245	4.0	46	6
2002 — Deuce McAllister	325	1388	4.3	62	13

Longest Rush

1967 — Don McCall, 48t at Washington 12/17
1968 — Don McCall, 48 vs. Washington 9/22
1969 — Tony Baker, 54 at St. Louis 11/2
1970 — Tony Baker, 27 at St. Louis 10/11
1971 — Jim Strong, 39 at San Francisco 11/14
1972 — Bill Butler, 27 at Atlanta 11/12
1973 — Archie Manning, 23 at L.A. Rams 11/11
1974 — Alvin Maxson, 66t vs. St. Louis 12/8
1975 — Steve Rogers, 22 vs. Chicago 12/21
1976 — Tony Galbreath, 74t at Kansas City 9/26
1977 — Chuck Muncie, 36 vs. L.A. Rams 10/30
1978 — Chuck Muncie, 28 at Atlanta 11/26
1979 — Chuck Muncie, 69t vs. Atlanta 9/2
1980 — Tony Galbreath, 26 at L.A. Rams 9/2
1981 — George Rogers, 79t at Cleveland 10/18
1982 — George Rogers, 38 at San Francisco 11/28
1983 — George Rogers, 76t vs. St. Louis 9/4
1984 — Hokie Gajan, 62t at Dallas 10/21
1985 — Earl Campbell, 45 at Atlanta 12/22
1986 — Rueben Mayes, 50 vs. New England 11/30
1987 — Rueben Mayes, 38 vs. San Francisco 10/25
1988 — Craig Heyward, 73t vs. L.A. Raiders 10/23
1989 — Dalton Hilliard, 40 vs. L.A. Rams 11/26
1990 — Gill Fenerty, 60t at L.A. Rams 12/9
1991 — Dalton Hilliard, 65t at Atlanta 9/29
1992 — Vaughn Dunbar, 25 at Atlanta 9/20
1993 — Lorenzo Neal, 74t at Atlanta 9/12
1994 — Mario Bates, 40 vs. Dallas 12/19
1995 — Mario Bates, 66t at New England 12/3
1996 — Ray Zellars, 63 vs. Chicago 10/13
1997 — Mario Bates, 74t vs. Detroit 9/21
1998 — Lamar Smith, 33 at Indianapolis 9/27
1999 — Billy Joe Tolliver, 33 at Chicago 10/3
2000 — Fred McAfee, 40 vs. Carolina 10/15; Jerald Moore, 40 vs. St. Louis 12/24
2001 — Deuce McAllister, 54t at Atlanta, 12/9
2002 — Deuce McAllister, 62 vs. Green Bay, 9/15

Passing Yards

	Att.	Comp.	Yards	Pct.	Long	Int	TD
1967 — Gary Cuozzo	260	134	1562	51.5	49	12	7
1968 — Billy Kilmer	315	167	2060	53.0	51	17	15
1969 — Billy Kilmer	360	193	2532	53.6	52	17	20
1970 — Billy Kilmer	237	135	1557	56.9	46	17	6
1971 — Edd Hargett	210	96	1191	45.7	49	5	6
1972 — Archie Manning	448	230	2781	51.3	66t	21	18
1973 — Archie Manning	267	140	1642	52.4	65t	12	10

YEARLY LEADERS

1974	Archie Manning	261	134	1429	51.3	79t	16	6
1975	Archie Manning	338	159	1685	47.0	71t	17	7
1976	Bobby Douglass	212	103	1288	48.6	74	8	4
1977	Archie Manning	205	113	1284	55.1	59t	9	8
1978	Archie Manning	471	291	3416	61.8	71t	16	17
1979	Archie Manning	420	252	3169	60.0	85	20	15
1980	Archie Manning	509	309	3716	60.7	56	20	23
1981	Archie Manning	232	134	1447	57.8	55	11	5
1982	Ken Stabler	189	117	1343	61.9	48	10	6
1983	Ken Stabler	311	176	1988	56.6	48	18	9
1984	Richard Todd	312	161	2178	51.6	74	19	11
1985	Dave Wilson	293	145	1843	49.5	50	15	11
1986	Dave Wilson	342	189	2353	55.3	63t	12	7
1987	Bobby Hebert	294	164	2119	55.8	67	9	15
1988	Bobby Hebert	478	280	3156	58.6	40t	15	20
1989	Bobby Hebert	353	222	2686	62.9	54t	15	15
1990	Steve Walsh	327	175	1970	53.5	58	13	12
1991	Bobby Hebert	248	149	1676	60.1	65t	8	9
1992	Bobby Hebert	422	249	3287	59.0	72t	16	19
1993	Wade Wilson	388	221	2457	57.0	42t	15	12
1994	Jim Everett	540	346	3855	64.1	78t	18	22
1995	Jim Everett	567	345	3970	60.8	70t	14	26
1996	Jim Everett	464	267	3117	57.5	51	16	12
1997	Heath Shuler	203	106	1288	52.2	89t	14	2
1998	Billy Joe Tolliver	199	110	1427	55.3	82t	4	8
1999	Billy Joe Tolliver	268	139	1916	51.9	57	16	7
2000	Jeff Blake	302	184	2025	60.9	49t	9	13
2001	Aaron Brooks	558	312	3832	55.9	63	22	26
2002	Aaron Brooks	528	283	3685	53.6	64	15	27

Longest Pass Completion

1967	96, Billy Kilmer to Walter Roberts at Philadelphia 11/19
1968	51, Billy Kilmer to Jim Hester vs. Pittsburgh 12/15
1969	70, Jim Ninowski to Don Shy at L.A. Rams 10/5
1970	49, Edd Hargett to Bob Shaw at Cincinnati 11/29
1971	63, Archie Manning to Danny Abramowicz at Houston 10/3
1972	66t, Archie Manning to Dave Parks at N.Y. Giants 10/8
1973	65t, Archie Manning to Jubilee Dunbar at Los Angeles 11/11
1974	79t, Archie Manning to Bob Newland vs. Los Angeles 11/17
1975	71t, Archie Manning to Larry Burton vs. Atlanta 11/2
1976	74, Bobby Douglass to Tinker Owens vs. San Francisco 12/12
1977	59t, Archie Manning to Henry Childs vs. Green Bay 9/18
1978	71t, Archie Manning to Larry Hardy at Atlanta 11/26
1979	85, Archie Manning to Wes Chandler at San Francisco 9/23
1980	56, Archie Manning to Brooks Williams vs. Atlanta 10/19
1981	55, Archie Manning to Wayne Wilson at Cleveland 10/18
1982	48, Ken Stabler to Aundra Thompson at Chicago 9/19
1983	48, Ken Stabler to Kenny Duckett at L.A. Rams 9/11
1984	74, Richard Todd to Tyrone Young at Chicago 10/7
1985	76t, Bobby Hebert to Eugene Goodlow vs. San Francisco 12/15
1986	84, Bobby Hebert to Eric Martin vs. Green Bay 9/14
1987	82t, John Fourcade to Mike Waters vs. L.A. Rams 10/4
1988	40, Bobby Hebert to John Tice vs. Dallas 10/3
	40t, Bobby Hebert to Eric Martin vs. Denver 11/20
1989	54t, Bobby Hebert to Floyd Turner at Rams 10/22
	54t, John Fourcade to Dalton Hilliard at Buffalo 12/10
1990	68t, John Fourcade to Floyd Turner at Atlanta, 10/7
1991	65t, Bobby Hebert to Floyd Turner vs. Chicago, 10/27
1992	72t, Bobby Hebert to Wesley Carroll vs. Chicago, 9/13
1993	63t, Mike Buck to Quinn Early at Pittsburgh, 10/17
1994	78t, Jim Everett to Michael Haynes at Atlanta, 12/11
1995	70t, Jim Everett to Quinn Early vs. Atlanta, 9/17
1996	57t, Doug Nussmeier to Terry Guess vs. Atlanta, 12/8
1997	89t, Heath Shuler to Randal Hill at Chicago, 10/5
1998	89t, Kerry Collins to Andre Hastings vs. Dallas, 12/6

YEARLY LEADERS

1999	90t, Billy Joe Hobert to Eddie Kennison vs. Atlanta, 10/10
2000	53t, Aaron Brooks to Willie Jackson vs. Oakland 11/19
2001	63, Aaron Brooks to Willie Jackson at San Francisco, 11/11
2002	64, Aaron Brooks to Jerome Pathon vs. Pittsburgh, 10/6

Receiving Yards

	No.	Yds.	Avg.	Long	TD
1967 — Danny Abramowicz	50	721	14.4	80t	6
1968 — Danny Abramowicz	54	890	16.4	47t	7
1969 — Danny Abramowicz	73	1015	13.9	49t	7
1970 — Danny Abramowicz	55	906	16.5	48	5
1971 — Danny Abramowicz	37	657	17.8	63	5
1972 — Bob Newland	47	579	12.3	42	2
1973 — John Beasley	31	280	9.0	22	1
1974 — Alvin Maxson	42	294	7.0	22	1
1975 — Alvin Maxson	41	234	5.7	33	0
1976 — Tony Galbreath	54	420	7.8	35	1
1977 — Tony Galbreath	41	265	6.5	30	0
1978 — Tony Galbreath	74	582	7.9	35	2
1979 — Wes Chandler	65	1069	16.4	85	6
1980 — Wes Chandler	65	975	15.0	50	6
1981 — Jack Holmes	38	206	5.4	19	0
1982 — Jeff Groth	30	383	12.8	39	1
1983 — Jeff Groth	49	585	11.9	42	1
1984 — Hokie Gajan	35	288	8.2	51	2
1985 — Hoby Brenner	42	652	15.5	30	3
1986 — Mike Jones	48	625	13.0	45	3
1987 — Eric Martin	44	778	17.7	67	7
1988 — Eric Martin	85	1083	12.7	40t	7
1989 — Eric Martin	68	1090	16.0	53t	8
1990 — Eric Martin	63	912	14.5	58	5
1991 — Eric Martin	66	803	12.2	30	4
1992 — Eric Martin	68	1041	15.3	52t	5
1993 — Eric Martin	66	950	14.4	54t	3
1994 — Quinn Early	82	894	10.9	33	4
1995 — Quinn Early	81	1087	13.4	70t	8
1996 — Torrance Small	50	558	11.2	41	2
1997 — Randal Hill	55	761	13.8	89t	2
1998 — Sean Dawkins	53	823	15.5	64t	1
1999 — Eddie Kennison	61	835	13.7	90t	4
2000 — Joe Horn	94	1340	14.3	52	8
2001 — Joe Horn	83	1265	15.2	56	9
2002 — Joe Horn	88	1312	14.9	63	7

Receiving Average (minimum 20 receptions)

	No.	Yds.	Avg.	Long	TD
1967 — Ray Poage	24	380	15.8	65	0
1968 — Danny Abramowicz	54	800	16.5	47t	7
1969 — Al Dodd	37	600	16.2	52	1
1970 — Al Dodd	28	484	17.3	45t	1
1971 — Danny Abramowicz	37	657	17.8	63t	5
1972 — Danny Abramowicz	38	668	17.6	51	7
1973 — Jubilee Dunbar	23	447	19.4	65t	4
1974 — Bob Newland	27	490	18.1	79t	2
1975 — Paul Seal	28	414	14.8	38	1
1976 — Don Herrmann	34	535	15.7	57	0
1977 — Henry Childs	33	518	15.7	59t	9
1978 — Henry Childs	53	869	16.4	52	4
1979 — Henry Childs	51	846	16.6	51	5
1980 — Ike Harris	37	692	18.7	44t	6
1981 — Jeff Groth	20	380	19.0	54	1
1982 — Jeff Groth	30	383	12.8	39	1
1983 — Hoby Brenner	41	574	14.0	38t	3

FOR MORE INFO LOG ON TO

www.neworleanssaints.com

YEARLY LEADERS

1984	Tyrone Young	29	597	20.6	74	3
1985	Eugene Goodlow	32	603	18.8	76t	3
1986	Eric Martin	37	675	18.2	84	5
1987	Eric Martin	44	778	17.7	67	7
1988	Eric Martin	85	1083	12.7	40t	7
1989	Brett Periman	20	356	17.8	47	0
1990	Floyd Turner	21	396	18.9	68t	4
1991	Quinn Early	32	541	16.9	52	2
1992	Quinn Early	30	556	18.9	59t	5
1993	Quinn Early	45	670	14.9	63t	6
1994	Torrance Small	49	719	14.7	75t	5
1995	Michael Haynes	41	597	14.6	48	4
1996	Michael Haynes	44	786	17.9	51	4
1997	Andre Hastings	48	722	15.0	39	5
1998	Keith Poole	24	509	21.2	82t	2
1999	Keith Poole	42	796	19.0	67t	6
2000	Joe Horn	94	1340	14.3	52	8
2001	Joe Horn	83	1265	15.2	56	9
2002	Jake Reed	21	360	17.1	54	3

Punts

	No.	Yds.	Avg.	Long
1967	Tom McNeill	74	3174	42.9
1968	Tom McNeill	49	2009	41.0
1969	Olie Cordill	42	1719	40.9
1970	Julian Fagan	77	3269	42.5
1971	Julian Fagan	77	3188	41.4
1972	Julian Fagan	71	2899	40.8
1973	Steve O'Neal	81	3375	41.7
1974	Tom Blanchard	88	3704	42.1
1975	Tom Blanchard	92	3776	41.0
1976	Tom Blanchard	101	3974	39.3
1977	Tom Blanchard	82	3474	42.4
1978	Tom Blanchard	84	3532	42.0
1979	Rick Partridge	57	2330	40.9
1980	Russell Erxleben	89	3499	39.3
1981	Russell Erxleben	66	2672	40.5
1982	Russell Erxleben	46	1976	43.0
1983	Russell Erxleben	74	3034	41.0
1984	Brian Hansen	69	3020	43.8
1985	Brian Hansen	89	3763	42.3
1986	Brian Hansen	81	3456	42.7
1987	Brian Hansen	52	2104	40.5
1988	Brian Hansen	72	2913	40.5
1989	Tommy Barnhardt	55	2179	39.6
1990	Tommy Barnhardt	70	2990	42.7
1991	Tommy Barnhardt	86	3743	43.5
1992	Tommy Barnhardt	67	2947	44.0
1993	Tommy Barnhardt	77	3356	43.6
1994	Tommy Barnhardt	67	2920	43.6
1995	Klaus Wilmsmeyer	73	2965	40.6
1996	Klaus Wilmsmeyer	87	3551	40.8
1997	Mark Royals	88	4038	45.9
1998	Mark Royals	88	4017	45.6
1999	Tommy Barnhardt	82	3262	39.8
2000	Toby Gowin	74	3043	41.1
2001	Toby Gowin	76	3180	41.8
2002	Toby Gowin	61	2553	41.9

PuntReturns

	No.	Yds.	Avg.	Long	TD
1967	Walter Roberts	11	50	4.5	11
1968	John Gilliam	15	60	4.0	21

YEARLY LEADERS

1969	Al Dodd	15	106	7.1	21	0
1970	Al Dodd	14	129	9.2	41	0
1971	Al Dodd	13	88	6.8	14	0
1972	Tommy Myers	9	43	4.8	10	0
1973	Howard Stevens	17	171	10.1	37	0
1974	Howard Stevens	37	376	10.2	40	0
1975	Gil Chapman	17	207	12.2	42	0
1976	Pete Athas	35	332	9.5	67	0
1977	Rich Mauti	37	281	7.6	33	0
1978	Wes Chandler	34	233	6.9	32	0
1979	Rich Mauti	27	218	8.1	33	0
1980	Rich Mauti	11	111	10.1	18	0
1981	Jeff Groth	37	436	11.8	36	0
1982	Jeff Groth	21	144	6.9	18	0
1983	Jeff Groth	39	275	7.1	30	0
1984	Jitter Fields	27	236	8.7	61	0
1985	Willie Tullis	17	141	8.3	17	0
1986	Eric Martin	24	227	9.5	39	0
1987	Mel Gray	24	352	14.7	80	0
1988	Mel Gray	25	305	12.2	66t	1
1989	Rod Harris	27	196	7.3	20	0
1990	Vince Buck	37	305	8.2	33	0
1991	Vince Buck	31	260	8.4	52	0
1992	Patrick Newman	23	158	6.9	18	0
1993	Tyrone Hughes	37	503	13.6	83t	2
1994	Tyrone Hughes	21	143	6.8	35	0
1995	Tyrone Hughes	28	262	9.4	74	0
1996	Tyrone Hughes	30	152	5.1	16	0
1997	Eric Guliford	47	498	10.6	32	0
1998	Andre Hastings	22	307	14.0	76	0
1999	Eddie Kennison	35	258	7.4	18	0
2000	Chad Morton	30	278	9.3	51	0
2001	Wane McGarity	19	183	9.6	42	0
2002	Michael Lewis	44	625	14.2	83t	1

KickoffReturns

	No.	Yds.	Avg.	Long	TD
1967	Walter Roberts	28	737	26.3	91t
1968	Gene Howard	23	533	23.2	36
1969	Tom Barrington	17	394	23.2	54
1970	Ken Burrough	15	298	19.9	38
	Al Dodd	15	319	21.3	32
1971	Virgil Robinson	19	443	23.3	51
1972	Margene Adkins	43	1020	23.7	61
1973	Howard Stevens	26	590	22.7	48
1974	Howard Stevens	33	749	22.7	41
1975	Gil Chapman	28	614	21.9	36
1976	Tony Galbreath	20	399	19.9	32
1977	Rich Mauti	27	609	22.6	38
1978	Wes Chandler	32	760	23.8	38
1979	Rich Mauti	36	801	22.2	39
1980	Jimmy Rogers	41	930	22.7	88
1981	Wayne Wilson	31	722	23.3	57
1982	Aundra Thompson	10	211	21.1	35
1983	Kenny Duckett	33	719	21.8	61
1984	Kenny Duckett	29	580	20.0	39
1985	Edward Anthony	23	476	20.7	52
	Willie Tullis	23	480	20.9	62
1986	Mel Gray	31	866	27.9	101t
1987	Mel Gray	30	636	21.2	43
1988	Mel Gray	32	670	20.9	39
1989	Rod Harris	19	378	19.9	39
1990	Gill Fenerty	28	572	20.4	58
1991	Gene Atkins	20	368	18.4	27
1992	Fred McAfee	19	393	20.7	38
1993	Tyrone Hughes	30	753	25.1	99t

YEARLY LEADERS

1994	Tyrone Hughes	63	1556	24.7	98t	2
1995	Tyrone Hughes	66	1617	24.5	83	0
1996	Tyrone Hughes	70	1791	25.6	58	0
1997	Eric Guliford	43	1128	26.2	102t	1
1998	Qadry Ismail	28	590	21.1	39	0
1999	Dino Philyaw	53	1165	22.0	55	0
2000	Chad Morton	44	1029	23.4	68	0
2001	Deuce McAllister	45	1091	24.2	63	0
2002	Michael Lewis	70	1807	25.8	97t	2

Interceptions

	No.	Yds.	Avg.	Long	TD
1967 — Dave Whitsell.	10	178	17.8	41t	2
1968 — Dave Whitsell.	6	44	7.3	32	0
1969 — Elijah Nevett	3	20	6.7	20	0
1970 — Hugo Hollas	5	79	15.8	29	0
1971 — Delles Howell.	5	120	24.0	60	0
— Hugo Hollas	5	56	11.2	25	0
1972 — Bivian Lee	4	65	16.3	32	0
1973 — Ernie Jackson	3	40	13.3	23	0
— Tommy Myers	3	33	11.0	20	0
— Jim Merlo.	3	25	8.3	16	0
— Bivian Lee	3	23	7.7	12	0
1974 — Ernie Jackson	4	53	13.3	28	0
— Terry Schmidt.	4	27	6.8	24t	1
1975 — Tommy Myers	5	83	16.6	29	0
1976 — Jim Merlo.	4	142	35.5	83t	2
1977 — Chuck Crist	4	6	1.5	6	0
1978 — Tommy Myers	6	167	27.8	97t	1
1979 — Tommy Myers	7	127	18.1	52t	1
1980 — Tommy Myers	5	96	19.2	48	0
1981 — Dave Waymer.	4	54	13.5	31	0
1982 — Russell Gary.	2	25	12.5	19	0
— Dennis Winston	2	-2	-1.0	0	0
1983 — Johnnie Poe	7	146	20.9	31t	1
1984 — Dave Waymer.	4	9	2.3	9	0
1985 — Dave Waymer.	6	49	8.2	28	0
1986 — Dave Waymer.	9	48	5.3	17	0
1987 — Dave Waymer.	5	78	15.6	35	0
— Reggie Sutton.	5	68	13.6	26	0
1988 — Gene Atkins	4	42	10.5	40	0
1989 — Dave Waymer.	6	66	11.0	42	0
1990 — Brett Maxie	2	88	44.0	50t	1
— Toi Cook	2	55	27.5	50	0
— Gene Atkins	2	15	7.5	15	0
— Bennie Thompson	2	0	0.0	0	0
1991 — Gene Atkins	5	198	39.6	79	0
— Vince Buck.	5	12	2.4	12	0
1992 — Toi Cook	6	90	15.0	48t	1
1993 — Gene Atkins	3	59	19.7	37	0
1994 — Jimmy Spencer.	5	24	4.8	11	0
1995 — Jimmy Spencer.	4	11	2.8	9	0
1996 — Anthony Newman	3	40	13.3	21	0
— Greg Jackson	3	24	8.0	10	0
1997 — Sammy Knight.	5	75	15.0	39	0
1998 — Sammy Knight.	6	171	28.5	91t	2
1999 — Ashley Ambrose.	6	27	4.5	16	0
2000 — Sammy Knight.	5	68	13.6	37t	2
2001 — Sammy Knight.	6	114	19.0	40	0
2002 — Fred Thomas	5	80	16.0	43	0
— Sammy Knight.	5	36	7.2	17	0

YEARLY LEADERS

Quarterback Sacks

	No.	Yds.
1982	Bruce Clark, DE	5.5
1983	Rickey Jackson, LB	12
1984	Rickey Jackson, LB	12
1985	Rickey Jackson, LB	11
1986	James Geathers, DE	9
	Rickey Jackson, LB	9
1987	Pat Swilling, LB	10.5
1988	Rickey Jackson, LB	7
	Pat Swilling, LB	7
1989	Pat Swilling, LB	16.5
1990	Pat Swilling, LB	11
1991	Pat Swilling, LB	17
1992	Wayne Martin, DE	15
1993	Renaldo Turnbull, LB	13
1994	Darion Conner, LB	10
1995	Wayne Martin, DT	13
1996	Wayne Martin, DT	11
1997	Wayne Martin, DT	10.5
1998	La'Roi Glover, DT	10
1999	La'Roi Glover, DT	8.5
2000	La'Roi Glover, DT	17
2001	Charlie Clemons, LB	13.5
2002	Darren Howard, DE	8

! worth noting

Single-Season Scoring Leaders in Club History

While the Saints high-scoring offense evolved into one of the NFL's most dangerous units in 2002, K John Carney was among its most consistent weapons. Finishing fourth in the NFL in scoring, he accounted for 130 points and shattered the club's single-season scoring record. The top five single-season scoring totals in club history follow:

Player	Year	Points
1. John Carney	2002	130
2. Morten Andersen	1987	121
3. Morten Andersen	1985	120
3. Morten Andersen	1992	120
5. Morten Andersen	1993	117

Getting His Kicks

Carney, entering his 14th season, has improved with every kick since coming to New Orleans in 2001. While with the Saints, he has drilled 58 of 66 field goal attempts (.878). In 2002, Carney had one of the top accuracy seasons of his remarkable career:

Year	Made	Att.	Pct.
1990	19	21	.905
1994	34	38	.895
2002	31	35	.885
2001	27	31	.871
1998	26	30	.867
1999	31	36	.861
1992	26	32	.813
1995	21	26	.808
1996	29	36	.805
1993	31	40	.775

INDIVIDUAL RECORDS

Service

MOST SEASONS

- 13 Morten Andersen, 1982-94
Hoby Brenner, 1981-93
Stan Brock, 1980-92
Rickey Jackson, 1981-93
Derland Moore, 1973-85
Frank Warren, 1981-89, 91-94
Jim Wilks, 1981-93

MOST GAMES

- 196 Morten Andersen, 1982-94
195 Rickey Jackson, 1981-93
189 Frank Warren, 1981-89, 91-94
186 Stan Brock, 1980-92
183 Jim Wilks 1981-93

Scoring

TOTAL POINTS

- Career**
1318 Morten Andersen, 1982-94 (302 FG, 412 PAT)
513 Doug Brien, 1995-2000
123 FG, 144 PAT)
318 Dalton Hilliard, 1986-93 (53 TD)
288 Eric Martin, 1985-93 (48 TD)
243 Charlie Durkee, 1967-68, 71-72
(87 PAT, 52 FG)
243 **John Carney, 2001- (58 FG, 69 PAT)**

Season

- 130 **John Carney, 2002 (31 FG, 37 PAT)**
121 Morten Andersen, 1987 (28 FG, 37 PAT)
120 Morten Andersen, 1985 (31 FG, 27 PAT)
Morten Andersen, 1992 (29 FG, 33 PAT)
117 Morten Andersen, 1993 (28 FG, 33 PAT)

Game

- 18 **Deuce McAllister vs. Atlanta, 10/27/02 (3 TD)**
Deuce McAllister at Baltimore, 12/8/02 (3 TD)
Walt Roberts vs. Philadelphia, 11/5/67 (3 TD)
Danny Abramowicz vs. San Francisco, 9/26/71 (3 TD)
Archie Manning vs. Chicago, 10/2/77 (3 TD)
Chuck Muncie vs. San Francisco, 11/11/79 (3 TD)
George Rogers at L.A. Rams, 11/8/81 (3 TD)
Wayne Wilson vs. Atlanta, 1/2/83 (3 TD)
Dalton Hilliard at L.A. Rams, 10/22/89 (3 TD)
Rueben Mayes vs. Phoenix, 9/23/90 (3 TD)
Mario Bates at L.A. Rams, 12/4/94 (3 TD)
Ricky Williams at Atlanta, 10/22/00 (3 TD)

Opponent

- 24 Dave Williams at St. Louis, 11/2/69 (4 TD)
Wayne Morris at St. Louis,

- 10/23/77 (4 TD)
Rodney Hampton at N.Y. Giants, 9/24/95 (4 TD)
Mike Anderson vs. Denver, 12/3/00 (4 TD)

TOUCHDOWNS

Career

- 53 Dalton Hilliard, 1986-93
48 Eric Martin, 1985-93
37 Danny Abramowicz, 1967-73
33 Tony Galbreath, 1976-80
29 Chuck Muncie, 1976-80

Season

- 18 Dalton Hilliard, 1989
16 **Deuce McAllister, 2002**
13 George Rogers, 1981
11 Chuck Muncie, 1979
Wayne Wilson, 1983
10 Tony Galbreath, 1979

Game

- 3 **Deuce McAllister vs. Atlanta, 10/27/02**
Deuce McAllister at Baltimore, 12/8/02
Walt Roberts vs. Philadelphia, 11/5/67
Danny Abramowicz vs. S.F., 9/26/71
Archie Manning vs. Chicago, 10/2/77
Chuck Muncie vs. S.F., 11/11/79
George Rogers at L.A. Rams 11/8/81
Wayne Wilson vs. Atlanta, 1/2/83
Dalton Hilliard at L.A. Rams, 10/22/89
Rueben Mayes vs. Phoenix, 9/23/90
Mario Bates at L.A. Rams, 12/4/94
Ricky Williams at Atlanta, 10/22/00

Opponent

- 4 Dave Williams at St. Louis, 11/2/69
Wayne Morris at St. Louis, 10/23/77
Rodney Hampton at N.Y. Giants, 9/24/95
Mike Anderson vs. Denver, 12/3/00

FIELD GOALS MADE

Career

- 302 Morten Andersen, 1982-94 (389 att.)
123 Doug Brien, 1995-2000 (149 att.)
58 **John Carney, 2001- (66 att.)**
52 Charlie Durkee, 1967-68, 71-72 (101 att.)
40 Tom Dempsey, 1969-70 (74 att.)

Season

- 31 **John Carney, 2002 (35 att.)**
31 Morten Andersen, 1985 (35 att.)
29 Morten Andersen, 1992 (34 att.)
28 Morten Andersen, 1987 (36 att.)
Morten Andersen, 1993 (35 att.)
Morten Andersen, 1994 (39 att.)

Game

- 5 Charlie Durkee at Green Bay, 11/28/71 (6 att.)
Morten Andersen vs. L.A. Rams, 12/1/85 (5 att.)
Morten Andersen vs. San Francisco, 10/25/87 (7 att.)
Morten Andersen vs. Atlanta, 12/3/92 (5 att.)
Morten Andersen at Atlanta, 12/11/94 (5 att.)

INDIVIDUAL RECORDS

- John Carney vs. Minnesota, 10/7/01 (5 att.)
John Carney at St. Louis, 10/28/01 (5 att.)

Opponent

- 6 Bobby Howfield at N.Y. Jets, 12/3/72 (7 att.)
Ray Werschling, San Francisco, 10/16/83 (6 att.)
Norm Johnson, Atlanta, 11/13/94 (6 att.)

LONGEST FIELD GOAL

- 63 Tom Dempsey vs. Detroit, 11/8/70, - **NFL RECORD**
60 Morten Andersen vs. Chicago, 10/27/91
56 Morten Andersen at Philadelphia, 12/26/93
Doug Brien vs. Carolina, 9/13/98

Opponent

- 55 Joe Danelo at N.Y. Giants 9/20/81
Morten Andersen at Atlanta 12/10/95 (2x)
Morten Andersen vs. Atlanta, 10/12/97

FIELD GOALS ATTEMPTED

Career

- 389 Morten Andersen, 1982-94 (302 made)
149 Doug Brien, 1995-2000 (123 made)
101 Charlie Durkee, 1967-68, 71-72 (52 made)
74 Tom Dempsey, 1969-70 (40 made)
66 **John Carney, 2001- (58 made)**

Season

- 41 Tom Dempsey, 1969 (22 made)
39 Morten Andersen, 1994 (28 made)
37 Charlie Durkee, 1968 (19 made)
36 Morten Andersen, 1987 (28 made)
Morten Andersen, 1988 (26 made)

Game

- 7 Tom Dempsey vs. Philadelphia, 11/30/69 (4 made)
Morten Andersen vs. San Francisco, 10/25/87 (5 made)

Opponent

- 7 Bobby Howfield at N.Y. Jets, 12/3/72 (6 made)

POINTS AFTER TOUCHDOWN

Career

- 412 Morten Andersen, 1982-94 (418 att.)
144 Doug Brien, 1995-2000 (145 att.)
87 Charlie Durkee, 1967-68, 71-72 (88 att.)
79 Rich Szaro, 1975-78 (86 att.)
69 **John Carney, 2001- (69 att.)**

Season

- 44 Morten Andersen, 1989 (45 att.)
39 Garo Yepremian, 1979 (40 att.)
38 Morten Andersen, 1991 (38 att.)
37 **John Carney, 2002 (37 att.)**
37 Morten Andersen, 1983 (37 att.)
37 Doug Brien, 2000 (37 att.)

Game

- 6 Tom Dempsey at St. Louis 11/2/69 (7 att.)
Rich Szaro at Seattle, 11/21/76 (6 att.)
Rich Szaro at Chicago, 10/2/77 (6 att.)
Garo Yepremian at Tampa Bay,

- 10/14/79 (6 att.)
Morten Andersen vs. Denver, 11/20/88 (6 att.)

Opponent

- 8 Nick Mike-Mayer vs. Atlanta, 9/16/73 (8 att.)

Rushing Yards

TOTAL YARDS

Career

- 4,267 George Rogers, 1981-84 (995 att.)
4,164 Dalton Hilliard, 1986-93 (1126 att.)
3,408 Rueben Mayes, 1986-88, 90 (837 att.)
3,386 Chuck Muncie, 1976-80 (787 att.)
3,129 Ricky Williams, 1999-2001 (814 att.)

Season

- 1,674 George Rogers, 1981 (378 att.)
1,388 **Deuce McAllister, 2002 (325 att.)**
1,353 Rueben Mayes, 1986 (286 att.)
1,262 Dalton Hilliard, 1989 (344 att.)
1,245 Ricky Williams, 2001 (313 att.)

Game

- 206 George Rogers vs. St. Louis, 9/4/83 (24 att.)
203 Rueben Mayes vs. Miami, 12/7/86 (28 att.)
179 Ricky Williams vs. Cleveland, 10/31/99 (40 att.)
174 Ray Zellers vs. Chicago, 10/13/96 (20 att.)
172 Rueben Mayes vs. Tampa Bay, 10/19/86 (24 att.)

Opponent

- 251 Mike Anderson vs. Denver, 12/3/00 (37 att.)
247 Willie Ellison at L.A. Rams, 12/5/71 (26 att.)
220 Marshall Faulk vs. St. Louis, 12/24/00 (32 att.)
214 LeShon Johnson vs. Arizona, 9/22/96 (21 att.)
212 Jerome Bettis vs. L.A. Rams, 12/12/93 (28 att.)

MOST 100-YARD RUSHING GAMES

Career

- 16 George Rogers, 1981-84
12 Ricky Williams 1999-2001
11 Rueben Mayes, 1986-88, 90
8 **Deuce McAllister, 2002**
6 Chuck Muncie, 1976-80
Mario Bates, 1994-97

Season

- 9 George Rogers, 1981
8 **Deuce McAllister, 2002**
6 Rueben Mayes, 1986
5 Ricky Williams, 2000
5 Ricky Williams, 2001
4 George Rogers, 1983

DUAL 100-YARD RUSHING GAMES at Kansas City, 9/26/76

Tony Galbreath, 14-146, 2 TD;

INDIVIDUAL RECORDS

Chuck Muncie, 25-126
at Cincinnati, 11/4/90
 Craig Heyward, 19-122, 1 TD;
 Rueben Mayes, 30-115, 1 TD
Opponent
vs. San Francisco, 11/13/77
 Wilbur Jackson, 22-123;
 Del Williams, 25-110, 1 TD
vs. St. Louis, 10/5/80
 Otis Anderson, 22-126;
 Wayne Morris, 22-102, 3 TDs

ATTEMPTS

Career
 1,126 Dalton Hilliard, 1986-93 (4164 yds.)
 995 George Rogers, 1981-84 (4267 yds.)
 837 Rueben Mayes, 1986-88, 90 (3408 yds.)
 814 Ricky Williams, 1999-2001 (3129 yds.)
 787 Chuck Muncie, 1976-80 (3386 yds.)

Season

378 George Rogers, 1981 (1674 yds.)
 344 Dalton Hilliard, 1989 (1262 yds.)
 325 **Deuce McAllister 2002 (1388 yds.)**
 313 Ricky Williams, 2001 (1245 yds.)
 286 Rueben Mayes, 1986 (1353 yds.)

Game

40 Ricky Williams vs. Cleveland,
 10/31/99 (179 yds.)
 38 Ricky Williams vs. Carolina,
 10/15/00 (144 yds.)
 35 Earl Campbell at Minnesota,
 11/24/85 (160 yds.)
 Dwight Beverly at St. Louis,
 10/11/87 (139 yds.)
 34 Wayne Wilson vs. Miami,
 10/2/83 (160 yds.)

Opponent

39 Gerald Riggs vs. Atlanta,
 12/22/85 (158 yds.)

TOUCHDOWNS RUSHING

Career
 39 Dalton Hilliard, 1986-93
 28 Chuck Muncie, 1976-80
 27 Tony Galbreath, 1976-80
 23 Rueben Mayes, 1986-88, 90
 21 Mario Bates, 1994-97

Season

13 **Deuce McAllister, 2002**
 George Rogers, 1981
 Dalton Hilliard, 1989
 11 Chuck Muncie, 1979
 9 Tony Galbreath, 1979
 Wayne Wilson, 1983

Game

3 **Deuce McAllister vs. Atlanta, 10/27/02**
Deuce McAllister at Baltimore, 12/8/02
 Archie Manning vs. Chicago, 10/2/77
 Chuck Muncie vs. San Francisco,
 11/11/79
 George Rogers at L.A. Rams, 11/8/81
 Wayne Wilson vs. Atlanta, 1/2/83
 Rueben Mayes vs. Phoenix, 9/23/90

Mario Bates at L.A. Rams, 12/4/94
 Ricky Williams at Atlanta, 10/22/00

Opponent

4 Wayne Morris at St. Louis, 10/23/77
 Rodney Hampton at N.Y. Giants, 9/24/95
 Mike Anderson vs. Denver, 12/3/00

HIGHEST RUSHING AVERAGE

Career (minimum 250 attempts)

5.7 Archie Manning, 1971-75, 77-82
 (358 att.-2058 yds.)
 5.4 Hokie Gajan, 1982-85
 (252 att.-1358 yds.)
 4.34 **Deuce McAllister, 2001-**
(341 att.-1479 yds.)
 4.31 Chuck Muncie, 1976-80
 (787 att.-3386 yds.)
 4.29 George Rogers, 1981-84
 (995 att.-4267 yds.)

Season (minimum 75 attempts)

6.0 Hokie Gajan, 1984 (102 att-615 yds.)
 5.1 Hokie Gajan, 1983 (81 att.-415 yds.)
 5.0 Chuck Muncie, 1979 (238 att.-1198 yds.)
 4.8 Tony Baker, 1968 (134 att.-642 yds.)
 4.7 Rueben Mayes, 1986 (286 att-1383 yds.)

Game (minimum 8 attempts)

10.8 Lorenzo Neal at Atlanta, 9/12/93 (8-86)
 10.43 Tony Galbreath vs. Kansas City,
 9/26/76 (14-146)
 10.4 Gill Fenerty at L.A. Rams,
 12/9/90 (10-104)
 10.3 Hokie Gajan vs. N.Y. Jets,
 11/21/83 (11-113)

Opponent (minimum 8 attempts)

12.8 Steve Young at San Francisco,
 12/23/90 (8-102)

LONGEST SCORING RUN

79 George Rogers at Cleveland, 10/18/81
 76 George Rogers vs. St. Louis, 9/4/83
 74 Tony Galbreath at Kansas City, 9/26/76
 Lorenzo Neal at Atlanta, 9/12/93
 Mario Bates vs. Detroit, 9/21/97

Opponent

80 Willie Ellison at L.A. Rams, 12/5/71
 77 Dick Hoak at Pittsburgh, 10/20/68
 74 MacArthur Lane at St. Louis, 10/11/70
 71 Jerome Bettis vs. L.A. Rams, 12/12/93
 70 LeShon Johnson vs. Arizona, 9/22/96

LONGEST NON-SCORING RUN

73 George Rogers vs. Philadelphia, 10/11/81

Opponent

66 Eric Dickerson vs. L.A. Rams, 10/14/84
 62 John Settle at Atlanta, 9/11/88

RushingYards

TOTAL RECEIVING YARDS

Career
 7,854 Eric Martin, 1985-93 (532 rec.)
 4,875 Danny Abramowicz, 1967-72 (308 rec.)
 3,917 **Joe Horn, 2000- (265 rec.)**
 3,849 Hoby Brenner, 1981-93 (267 rec.)
 3,758 Quinn Early, 1991-95 (270 rec.)

INDIVIDUAL RECORDS

Season

1,340 **Joe Horn, 2000 (94 rec.)**
 1,312 **Joe Horn, 2002 (88 rec.)**
 1,265 **Joe Horn, 2001 (83 rec.)**
 1,090 Eric Martin, 1989 (68 rec.)
 1,087 Quinn Early, 1995 (81 rec.)

Game

205 Wes Chandler vs. Atlanta, 9/2/79 (6 rec.)
 200 Torrance Small at Denver,
 12/24/94 (6 rec.)
 180 **Joe Horn vs. San Francisco,**
11/5/00 (10 rec.)
 179 Floyd Turner vs. Chicago,
 10/27/91 (9 rec.)
 170 Joe Horn vs. Denver, 12/3/00 (10 rec.)

Opponent

336 Willie Anderson vs. L.A. Rams,
 11/26/89 (15 rec.)
 248 Richard Johnson at Detroit,
 12/3/89 (8 rec.)
 220 Jimmy Smith, at Jacksonville,
 11/21/99 (9 rec.)
 212 Mark Carrier, Tampa Bay,
 12/6/87 (8 rec.)

MOST 100-YARD RECEIVING GAMES

Career

18 Eric Martin, 1985-93
 14 **Joe Horn, 2000-**
 10 Danny Abramowicz, 1967-73
 9 Wes Chandler, 1978-81
 5 Henry Childs, 1974-80

Season

5 **Joe Horn, 2002**
 Eric Martin, 1989
Joe Horn, 2000
 4 Danny Abramowicz, 1969
Joe Horn, 2001
 3 7 times (last: Sean Dawkins, 1998)

DUAL 100-YARD RECEIVING GAMES

at Atlanta 11/25/79
 Henry Childs, 3-117, 1 TD;
 Wes Chandler, 6-103
vs. Philadelphia, 11/9/80
 Wes Chandler, 9-139, 1 TD; Ike Harris, 4-119
vs. Buffalo, 12/27/98
 Brett Bech, 4-113, 2 TD;
 Cam Cleeland, 10-112, 1 TD
vs. Denver, 12/3/00
 Joe Horn, 10-170; Robert Wilson, 8-122
Opponent
at Cleveland, 11/10/68
 Paul Warfield, 5-107, 1 TD;
 Leroy Kelly, 3-104, 2 TD
at St. Louis, 11/2/69
 Dave Williams, 8-164, 4 TD;
 John Gilliam, 5-106, 1 TD
at Minnesota, 12/1/74
 Jim Lash, 3-112; John Gilliam, 5-109, 2 TD
at N.Y. Giants, 9/20/81
 Johnny Perkins, 8-118;
 Gary Shirk, 11-101, 1 TD
at L.A. Rams, 12/9/90
 Willie Anderson, 5-123;
 Henry Ellard, 5-107, 1 TD

at Minnesota, 11/6/94

Jake Reed, 8-157, 1 TD; Cris Carter, 12-151
vs. Atlanta, 11/13/94
 Terance Mathis, 10-125;
 Andre Rison, 8-118, 1 TD
vs. Atlanta, 9/17/95
 Eric Metcalf, 11-155;
 Bert Emanuel, 6-104
at Minnesota, 11/19/95
 Qadry Ismail, 5-142, 1 TD;
 Cris Carter, 12-137, 2 TD
vs. Carolina, 11/26/95
 Mark Carrier, 6-132, 2 TD;
 Willie Green, 4-105, 1 TD
vs. Atlanta, 12/13/98
 Tony Martin, 8-109;
 Terance Mathis, 6-198
vs. St. Louis, 12/12/99
 Torry Holt, 6-113;
 Isaac Bruce, 4-119
at St. Louis, 10/28/01
 Trung Canidate 10-107;
 Issac Bruce 7-179, 1 TD

TOTAL RECEPTIONS

Career

532 Eric Martin, 1985-93 (7,854 yds.)
 309 Danny Abramowicz, 1967-73 (4,875 yds.)
 284 Tony Galbreath, 1976-80 (2,221 yds.)
 270 Quinn Early, 1991-95 (3,758 yds.)
 267 Hoby Brenner, 1981-93 (3,849 yds.)
 265 **Joe Horn, 2000- (3,917 yards)**

Season

94 **Joe Horn, 2000 (1,340 yds.)**
 88 **Joe Horn, 2002 (1,312 yds.)**
 85 Eric Martin, 1988 (1,083 yds.)
 83 **Joe Horn, 2001 (1,265 yds.)**
 82 Quinn Early, 1994 (894 yds.)
 81 Quinn Early, 1995 (1,087 yds.)
 Willie Jackson, 2001 (1,046 yds.)

Game

14 Tony Galbreath at Green Bay,
 9/10/78 (122 yds.)
 13 Joe Horn vs. Carolina, 12/2/01 (150 yds.)
 12 Danny Abramowicz vs. Pittsburgh,
 10/29/67 (156 yds.)
 John Beasley vs. San Diego,
 11/18/73 (127 yds.)
 Joe Horn at San Diego 9/10/00 (116 yds.)

Opponent

15 Willie Anderson vs. L.A. Rams,
 11/26/89 (336 yds.)
 12 Rickey Young vs. Minnesota,
 9/3/78 (134 yds.)
 John Spagnola vs. Philadelphia,
 10/6/85 (124 yds.)
 Cris Carter at Minnesota,
 11/6/94 (151 yds.)
 Cris Carter at Minnesota,
 10/19/95 (137 yds.)

TOUCHDOWNS RECEIVING

Career

48 Eric Martin, 1985-93
 37 Danny Abramowicz, 1967-73
 27 Henry Childs, 1974-80

INDIVIDUAL RECORDS

- 25 Quinn Early, 1991-95
24 **Joe Horn, 2000-**

Season

- 9 Henry Childs, 1977
Joe Horn, 2001
8 Eric Martin, 1989
Floyd Turner, 1991
Quinn Early, 1995
Joe Horn, 2000

Game

- 3 Danny Abramowicz vs. San Francisco
8/26/71

Opponent

- 4 Dave Williams at St. Louis 11/2/69

HIGHEST RECEIVING AVERAGE

Career (minimum 100 receptions)

- 16.4 Ike Harris, 1978-81 (104 rec.-1710 yds.)
15.8 Danny Abramowicz,
1967-73 (309 rec.-4875 yds.)
15.6 Henry Childs, 1974-80
(207 rec.-3224 yds.)
15.4 Wes Chandler, 1978-81
(182 rec.-2801 yds.)
15.1 Bob Newland, 1971-74
(124 rec.-1877 yds.)

Season (minimum 20 receptions)

- 21.2 Keith Poole, 1998 (24 rec.-509 yds.)
20.6 Tyrone Young, 1984 (29 rec.-597 yds.)
19.8 Hoby Brenner, 1984 (28 rec.-554 yds.)
19.4 Vaughn Dunbar, 1973 (23 rec.-447 yds.)
19.0 Jeff Groth, 1981 (20 rec.-380 yds.)

Game (minimum 3 receptions)

- 54.7 Eric Martin vs. Green Bay,
9/14/86 (3-164)
51.3 Keith Poole at Atlanta, 10/18/98 (3-154)
44.7 **Joe Horn at Atlanta, 11/17/02 (3-134)**
39.8 Larry Burton vs. Atlanta, 11/2/75 (4-159)

Opponent (minimum 3 receptions)

- 44.7 Stephen Baker vs. N.Y. Giants,
11/27/88 (3-134)

LONGEST SCORING RECEPTIONS

- 90 Eddie Kennison from Billy Joe Hobert
vs. Atlanta 10/10/99
89 Andre Hastings from Kerry Collins
vs. Dallas, 12/6/98
89 Randal Hill from Heath Shuler
at Chicago, 10/5/97
82 Mike Waters from John Fourcade
vs. L.A. Rams, 10/4/87
80 Danny Abramowicz from Billy Kilmer
at Washington, 12/17/67

Opponent

- 98 Michael Haynes from Bobby Hebert
at Atlanta, 9/12/93
88 Harmon Wages from Bob Berry
at Atlanta, 12/7/69

LONGEST NON-SCORING RECEPTIONS

- 96 Walt Roberts from Billy Kilmer
at Philadelphia, 11/19/67
85 Wes Chandler from Archie Manning
at San Francisco, 9/23/79

- 84 Eric Martin from Bobby Hebert
vs. Green Bay, 9/14/86

Opponent

- 84 Ken Burrough from Bob Berry
vs. Atlanta, 12/19/71

Total Yards From Scrimmage

TOTAL YARDS (RUSHING & RECEIVING)

Career

- 7,865 Eric Martin, 1985-93 (7,854 rec)
6,397 Dalton Hilliard, 1986-93 (4,164 rush)
5,086 Tony Galbreath, 1976-80 (2,865 rush)
4,970 Danny Abramowicz, 1967-73 (487 rec)
4,559 George Rogers, 1981-84 (4,267 rush)

Season

- 1,800 George Rogers, 1981 (1,674 rush)
1,776 Dalton Hilliard, 1989 (1,262 rush)
1,756 Ricky Williams, 2001 (1,245 rush)
1,740 **Deuce McAllister, 2002 (1,388 rush)**
1,506 Chuck Muncie, 1979 (1,198 rush)

Game

- 225 Rueben Mayes vs. Miami,
12/7/86 (203 rush)
206 George Rogers vs. St. Louis,
9/4/83 (all rush)
205 Wes Chandler vs. Atlanta, 9/2/79 (all rec)
200 Torrance Small at Denver,
12/24/94 (all rec)

Opponent

- 336 Willie Anderson vs. L.A. Rams,
11/26/89 (all rec)

Passing

TOTAL NET YARDS

(includes sack yards lost)

Career

- 21,734 Archie Manning, 1971-75,77-82
(3328 att.-1848 comp.)
14,630 Bobby Hebert, 1985-89,91-92
(2055 att.-1202 comp.)
10,622 Jim Everett, 1994-96
(1571 att.-958 comp.)
8,918 **Aaron Brooks, 2000-**
(1,280 att.-708 comp.)
7,490 Billy Kilmer, 1967-70
(1116 att.-592 comp.)

Season

- 3,970 Jim Everett, 1995 (567 att.-345 comp.)
3,855 Jim Everett, 1994 (540 att.-346 comp.)
3,832 **Aaron Brooks, 2001**
(558 att.-312 comp.)
3,716 Archie Manning, 1980
(509 att.-309 comp.)
3,572 **Aaron Brooks, 2002**
(528 att.-283 comp.)

Game

- 441 **Aaron Brooks vs. Denver, 12/3/00 (30-48)**

- 377 Archie Manning at San Francisco,
12/7/80 (24-38)

INDIVIDUAL RECORDS

- 376 Jim Everett vs. Washington,
9/11/94 (31-46)
370 Jim Everett vs. Atlanta, 9/17/95 (29-43)
364 Jim Everett vs. Green Bay, 12/16/95 (29-45)
Opponent

- 454 Jim Everett vs. L.A. Rams,
11/26/89 (29-51)
420 Warren Moon at Minnesota,
11/6/94 (33-57)
397 Bill Kenney vs. Kansas City,
9/8/85 (22-34)
394 Jake Plummer at Arizona,
12/20/98 (32-44)
386 Jeff George vs. Atlanta, 9/17/95 (27-39)

MOST 250-YARD PASSING GAMES

Career

- 20 Archie Manning, 1971-75,77-82
18 Bobby Hebert, 1985-89,91-92
Jim Everett, 1994-96
16 **Aaron Brooks, 2000-**
5 Billy Kilmer, 1967-70
Dave Wilson, 1981,83-88

Season

- 8 Archie Manning, 1980
Jim Everett, 1994
7 **Aaron Brooks, 2002**
Aaron Brooks, 2001
Jim Everett, 1995
6 Bobby Hebert, 1989

PASS ATTEMPTS

Career

- 3,335 Archie Manning, 1971-75,77-82
(1,849 comp.)
2,055 Bobby Hebert, 1985-89,91-92
(1,202 comp.)
1,571 Jim Everett, 1994-96 (958 comp.)
1,280 **Aaron Brooks, 2000- (708 comp.)**
1,116 Billy Kilmer, 1967-70 (592 comp.)

Season

- 567 Jim Everett, 1995 (345 comp.)
558 Aaron Brooks, 2001 (312 comp.)
540 Jim Everett, 1994 (346 comp.)
528 **Aaron Brooks, 2002 (283 comp.)**
509 Archie Manning, 1980 (309 comp.)

Game

- 55 Jim Everett at S.F. 9/25/94 (31 comp.)
54 **Aaron Brooks at N.Y. Giants,**
9/30/01 (28 comp.)
53 Archie Manning at Green Bay,
9/10/78 (33 comp.)
52 Archie Manning vs. New England,
12/10/72 (24 comp.)
Archie Manning vs. San Francisco,
11/23/75 (25 comp.)

Opponent

- 59 Steve Grogan at New England,
11/12/89 (27 comp.)
57 Warren Moon at Minnesota,
11/6/94 (33 comp.)

PASS COMPLETIONS

Career

- 1,849 Archie Manning, 1971-75,77-82

- (3,335 att.)
1,202 Bobby Hebert, 1985-89,91-92 (2055 att.)
958 **Jim Everett, 1994-96 (1571 att.)**
708 **Aaron Brooks, 2000- (1280 att.)**
592 Billy Kilmer, 1967-70 (1116 att.)

Season

- 346 Jim Everett, 1994 (540 att.)
345 Jim Everett, 1995 (567 att.)
312 **Aaron Brooks, 2001 (558 att.)**
309 Archie Manning, 1980 (509 att.)
291 Archie Manning, 1978 (471 att.)

Game

- 33 Archie Manning at Green Bay,
9/10/78 (53 att.)
Jeff Blake at San Diego, 9/10/00 (46 att.)
31 Bobby Hebert vs. San Francisco,
10/8/89 (49 att.)
Jim Everett vs. Washington,
9/11/94 (46 att.)
Jim Everett at San Francisco,
9/25/94 (55 att.)
Jim Everett at Atlanta, 12/10/95 (47 att.)

Opponent

- 33 Warren Moon at Minnesota,
11/6/94 (57 att.)
32 Jake Plummer at Arizona,
12/20/98 (44 att.)
31 Jim Everett at L.A. Rams,
12/9/90 (50 att.)
29 Brett Favre vs. Green Bay,
9/15/02 (44 att.)
Jeff Kemp at San Francisco,
9/21/86 (44 att.)
Jim Everett vs. L.A. Rams,
11/26/89 (51 att.)
Jeff George vs. Atlanta, 11/13/94 (49 att.)
Bernie Kosar vs. Miami,
10/15/95 (42 att.)
Elvis Grbac at San Francisco,
10/29/95 (42 att.)
Kurt Warner at St. Louis, 10/28/01 (47 att.)

MOST CONSECUTIVE COMPLETIONS

- 15 Archie Manning, 10/14 & 10/21/79

Opponent

- 18 Don Majkowski at Green Bay, 9/17/89

COMPLETION PERCENTAGE

- Career (minimum 500 attempts)**
61.0 Jim Everett, 1994-96
(1,571 att.-958 comp.)
58.5 Bobby Hebert, 1985-89,91-92
(2,055 att.-1,202 comp.)
57.2 Ken Stabler, 1982-84 (500 att.-326 comp.)
55.4 Archie Manning, 1971-75,77-82
(3,335 att.-1,849 comp.)
55.3 **Aaron Brooks, 2000- (1,280 att.-708 comp.)**

Season (minimum 100 attempts)

- 64.1 Jim Everett, 1994 (540 att.-346 comp.)
62.9 Bobby Hebert, 1989 (353 att.-222 comp.)
61.9 Ken Stabler, 1982 (189 att.-117 comp.)
61.8 Archie Manning, 1978
(471 att.-291 comp.)
60.9 Jeff Blake, 2000 (302 att.-184 comp.)

INDIVIDUAL RECORDS

- Game**
 90.9 Mike Buck at Pittsburgh, 10/17/93 (11-10)
 87.0 Bobby Hebert vs. Denver, 11/20/88 (23-20)
 86.4 **Aaron Brooks vs. Indianapolis, 11/18/01 (22-19)**
 85.2 Jim Everett at Denver, 12/24/94 (27-23)
 84.2 Bobby Hebert vs. Dallas, 9/10/89 (19-16)
- Opponent**
 90.9 Scott Hunter at Atlanta 10/31/76 (11-10)
 90.5 Lynn Dickey vs. Green Bay, 12/13/81 (21-19)

TOUCHDOWN PASSES

- Career**
 115 Archie Manning, 1971-75, 77-82
 85 Bobby Hebert, 1985-89, 91-92
 62 **Aaron Brooks, 2000-**
 60 Jim Everett, 1994-95
 47 Billy Kilmer, 1967-70

Season

- 27 **Aaron Brooks, 2002**
 26 Jim Everett, 1995
Aaron Brooks, 2001
 23 Archie Manning, 1980
 22 Jim Everett, 1994
 20 Billy Kilmer, 1969
 Bobby Hebert, 1988

Game

- 6 Billy Kilmer at St. Louis, 11/2/69
 Bobby Hebert vs. San Francisco, 9/4/88
 Jim Everett vs. Miami, 10/15/95

Opponent

- 6 Charley Johnson at St. Louis, 11/2/69

PASSER RATING

- Career (minimum 500 attempts)**
 81.1 Jim Everett, 1994-96
 (958-1571, 10,622 yds., 60 TD, 48 INT)
 79.4 **Aaron Brooks, 2000- (708-1280, 8918 yds., 62 TD, 43 INT)**
 79.1 Bobby Hebert, 1985-89, 91-92
 (1202-2055, 14,630 yds., 85 TD, 75 INT)
 72.0 Steve Walsh, 1990-93
 (336-620, 3,879 yds., 25 TD, 22 INT)
 68.6 Archie Manning, 1971-75, 77-82
 (1,849-3,335, 21,734 yds., 115 TD, 147 INT)

Season (minimum 100 attempts)

- 92.0 John Fourcade, 1989
 (61-107, 930 yds., 7 TD, 4 INT)
 87.0 Jim Everett, 1995
 (345-567, 3970 yds., 26 TD, 14 INT)
 85.7 **Aaron Brooks, 2000 (113-194, 1514 yds., 9 TD, 6 INT)**
 84.9 Jim Everett, 1994
 (346-540, 3855 yds., 22 TD, 18 INT)
 83.1 Billy Joe Tolliver, 1998
 (110-199, 1427 yds., 8 TD, 4 INT)

Game (minimum 10 attempts)

- 158.3 Mike Buck at Pittsburgh, 10/17/93
 (10-11, 164 yds., 2 TD, 0 INT)
 155.8 Jim Everett at Denver, 12/24/94
 (23-27, 343 yds., 3 TD, 0 INT)

- 148.2 Jeff Blake vs. San Francisco, 11/5/00
 (21-27, 288 yds., 3 TD, 0 INT)
 144.1 **Aaron Brooks vs. Indianapolis, 11/18/01**
 (19-22, 249 yds., 2 TD, 0 INT)
 142.4 John Fourcade at Atlanta, 10/7/90
 (10-17, 235 yds., 2 TD, 0 INT)

PASSES INTERCEPTED

Career

- 156 Archie Manning, 1971-75, 77-82
 75 Bobby Hebert, 1985-89, 91-92
 62 Billy Kilmer, 1967-70
 55 Dave Wilson, 1981, 83-88
 48 Jim Everett, 1994-96

Season

- 22 **Aaron Brooks, 2001**
 21 Archie Manning, 1972
 20 Archie Manning, 1975
 Archie Manning, 1979
 Archie Manning, 1980

Game

- 5 Archie Manning vs. Atlanta, 9/16/73
 Archie Manning vs. L.A. Rams, 10/7/79

Opponent

- 5 Randy Wright vs. Green Bay, 9/14/86
 Scott Campbell at Atlanta, 11/1/87

MOST TIMES SACKED

Career

- 337 Archie Manning, 1971-75, 77-82
 119 Bobby Hebert, 1985-89, 91-92
 102 **Aaron Brooks, 2000-**
 98 Dave Wilson, 1981, 83-88
 85 Billy Kilmer, 1967-70

Season

- 50 **Aaron Brooks, 2001**
 49 Archie Manning, 1975
 43 Archie Manning, 1972
 41 Archie Manning, 1980
 40 Archie Manning, 1971

Game

- 9 Dave Wilson at San Francisco, 11/13/83
 Dave Wilson at L.A. Rams, 11/3/85
 Wade Wilson at Cleveland, 12/5/93

Opponent

- 8 Steve Beuerlein at Carolina, 11/12/00
 Chris Weinke vs. Carolina, 12/2/01
 7 Wade Wilson at Minnesota, 12/21/86
 Steve Beuerlein vs. Carolina, 9/12/99

Punting

MOST PUNTS

Career

- 515 Tommy Barnhardt, 1987, 89-94, 99
 (42.5 avg.)
 447 Tom Blanchard, 1974-78 (41.3 avg.)
 363 Brian Hansen, 1984-88 (42.0 avg.)
 279 Russell Erxleben, 1979-83 (41.2 avg.)
 236 Julian Fagan, 1970-72 (41.6 avg.)

Season

- 101 Tom Blanchard, 1976 (39.3 avg.)
 92 Tom Blanchard, 1975 (41.0 avg.)
 89 Russell Erxleben, 1980 (39.2 avg.)
 88 Tom Blanchard, 1974 (42.1 avg.)
 Mark Royals, 1997 (45.9 avg.)
 Mark Royals, 1998 (45.6 avg.)

Game

- 12 Tom Blanchard vs. Minnesota, 11/16/75 (42.9 avg.)
 Steve O'Neal at San Francisco, 10/21/73 (41.6 avg.)
 Russell Erxleben vs. Washington, 12/26/82 (44.7 avg.)
 Tommy Barnhardt at Baltimore, 12/19/99 (37.2 avg.)

Opponent

- 12 Todd Sauerbrun at Chicago, 10/5/97 (43.7 avg.)
 11 Shawn McCarthy at New England, 11/8/92 (42.1 avg.)

HIGHEST PUNTING AVERAGE

Career (minimum 50 attempts)

- 45.8 Mark Royals, 1997-98 (176 punts)
 42.5 Tommy Barnhardt, 1987, 89-94, 99
 (515 punts)
 42.2 Tom McNeill, 1967-69 (131 punts)
 42.0 Brian Hansen, 1984-88 (363 punts)
 41.7 Steve O'Neal, 1973 (81 punts)

Season (minimum 40 attempts)

- 45.9 Mark Royals, 1997 (88 punts)
 45.6 Mark Royals, 1998 (88 punts)
 44.0 Tommy Barnhardt, 1992 (67 punts)
 43.8 Brian Hansen, 1984 (69 punts)
 43.6 Tommy Barnhardt, 1993 (77 punts)
 Tommy Barnhardt, 1994 (67 punts)

LONGEST PUNT

- 81 Tom McNeill vs. Dallas, 9/28/69

Opponent

- 87 Dave Finzer at Chicago, 10/7/84

PuntReturns

MOST RETURNS

Career

- 116 Tyrone Hughes, 1993-96 (9.1 avg.)
 104 Jeff Groth, 1981-84 (8.5 avg.)
 75 Rich Mauti, 1977-80, 82-83 (8.1 avg.)
 70 Vince Buck, 1990-95 (8.1 avg.)
 58 **Michael Lewis, 2001- (12.2 avg.)**

Season

- 47 Eric Guliford, 1997 (10.6 avg.)
 44 **Michael Lewis, 2002 (14.2 avg.)**
 39 Jeff Groth, 1983 (7.1 avg.)
 37 Howard Stevens, 1974 (10.2 avg.)
 Rich Mauti, 1977 (7.4 avg.)
 Jeff Groth, 1981 (11.8 avg.)
 Vince Buck, 1990 (8.2 avg.)
 Tyrone Hughes, 1993 (13.6 avg.)

Game

- 7 **Michael Lewis at Carolina, 11/10/02 (98 yards)**
 Eric Guliford at Oakland, 11/9/97 (90 yds.)
 6 Pete Athas vs. Houston, 10/3/76 (161 yds.)
 Rod Harris at Detroit, 12/3/89 (38 yds.)
 Bobby Morse vs. Indianapolis, 12/24/89 (28 yds.)
 Vince Buck vs. Minnesota, 9/22/91 (37 yds.)
 Tyrone Hughes at Carolina, 10/22/95 (36 yds.)
 Eric Guliford at Chicago, 10/5/97 (77 yds.)
 Chad Morton vs. Detroit, 9/3/00 (36 yds.)

Opponent

- 10 Mike Nelms vs. Washington, 12/26/82 (106 yds.)

MOST YARDS

Career

- 1,060 Tyrone Hughes, 1993-96 (116 ret.)
 887 Jeff Groth, 1981-84 (104 ret.)
 706 **Michael Lewis, 2001- (58 ret.)**
 657 Mel Gray, 1986-88 (49 ret.)
 610 Rich Mauti, 1977-80, 82-83 (75 ret.)

Season

- 625 **Michael Lewis, 2002 (44 ret.)**
 503 Tyrone Hughes, 1993 (37 ret.)
 498 Eric Guliford, 1997 (47 ret.)
 436 Jeff Groth, 1981 (37 ret.)
 376 Howard Stevens, 1974 (37 ret.)

Game

- 161 Pete Athas vs. Houston, 10/3/76 (6 ret.)
 139 **Michael Lewis vs. Carolina, 12/29/02 (5 ret.)**
 130 Mel Gray vs. Tampa Bay, 12/6/87 (2 ret.)
 128 Tyrone Hughes at Rams, 10/3/93 (4 ret.)

Opponent

- 143 Chuck Latourette vs. St. Louis, 9/29/68 (3 ret.)

HIGHEST RETURN AVERAGE

Career (minimum 20 returns)

- 13.4 Mel Gray, 1986-88 (49 ret.)
 13.3 Andre Hastings, 1997-99 (23 ret.)
 12.2 **Michael Lewis, 2001- (58 ret.)**
 10.5 Eric Guliford, 1997-98 (57 ret.)
 10.1 Howard Stevens, 1973-74 (54 ret.)

Season (minimum 10 returns)

- 14.7 Mel Gray, 1987 (24 ret.)
 14.2 **Michael Lewis, 2002 (44 ret.)**
 14.0 Andre Hastings, 1998 (22 ret.)
 13.6 Tyrone Hughes, 1993 (37 ret.)
 12.2 Mel Gray, 1988 (25 ret.)

LONGEST RETURNS

- 83t **Michael Lewis at Washington, 10/13/02**
 83t Tyrone Hughes at Philadelphia 12/26/93
 80 Mel Gray vs. Tampa Bay 12/6/87

Opponent

- 103t Robert Bailey vs. L.A. Rams, 10/23/94

INDIVIDUAL RECORDS

PUNTS RETURNED FOR TOUCHDOWNS (6)

83	Michael Lewis at Washington, 10/13/02
74	Tyrone Hughes at Philadelphia, 12/26/93
83	Tyrone Hughes at L.A. Rams, 10/3/93
66	Mel Gray vs. Denver, 11/20/88
56	Derrick Shepard vs. Dallas, 9/10/89
53	Charlie Brown vs. Pittsburgh, 12/15/68
Opponent (22)	
103	Robert Bailey vs. L.A. Rams, 10/23/94
95	Desmond Howard vs. Detroit, 9/3/00
88	Mike Fuller vs. San Diego, 10/9/77
86	Chuck Latourette vs. St. Louis, 9/29/68
84	Ron Smith at San Diego, 11/18/73
	Winslow Oliver vs. Carolina, 9/8/96

Kickoff Returns

MOST RETURNS

Career	
229	Tyrone Hughes, 1993-96 (25.0 avg.)
124	Rich Mauti, 1977-80, 1982-83 (22.9 avg.)
102	Michael Lewis, 2001- (25.2 avg.)
93	Mel Gray, 1986-88 (23.4 avg.)
77	Jimmy Rogers, 1980-84 (21.8 avg.)

Season

70	Michael Lewis, 2002 (25.8 avg.)
70	Tyrone Hughes, 1996 (25.6 avg.)
66	Tyrone Hughes, 1995 (24.5 avg.)
63	Tyrone Hughes, 1994 (24.7 avg.)
53	Dino Philyaw, 1999 (22.0 avg.)
45	Deuce McAllister, 2001 (24.2 avg.)

Game

8	Tyrone Hughes vs. San Diego, 10/16/94 (196 yds.)
	Tyrone Hughes at Minnesota, 11/19/95 (156 yds.)
7	Michael Lewis at Detroit, 9/29/02 (158 yds.)
	Tyrone Hughes vs. L.A. Rams, 10/23/94 (304 yds.)
	Tyrone Hughes vs. Atlanta, 9/17/95 (199 yds.)
	Tyrone Hughes vs. Green Bay, 12/16/95 (194 yds.)
	Tyrone Hughes at Cincinnati, 9/15/96 (205 yds.)
	Dino Philyaw at St. Louis, 11/28/99 (171 yds.)
	Dino Philyaw vs. St. Louis, 12/12/99 (215 yds.)
	Michael Lewis vs. Washington, 12/30/01 (120 yds.)

Opponent

8	Troy Walters vs. Minnesota, 10/7/01 (178 yds.)
7	Ladell Betts at Washington, 10/13/02 (160 yds.)
	Dennis Pearson vs. Atlanta, 9/2/79 (122 yds.)
	Butler By'not'e vs. Carolina, 11/26/95 (110 yds.)

MOST YARDS

Career	
5,717	Tyrone Hughes, 1993-96 (229 ret.)

2,836	Rich Mauti, 1977-80, 82-83 (124 ret.)
2,569	Michael Lewis, 2001- (102 ret.)
2,172	Mel Gray, 1986-88 (93 ret.)
1,678	Jimmy Rogers, 1980-84 (77 ret.)

Season

1,807	Michael Lewis, 2002 (70 ret.)
1,791	Tyrone Hughes, 1996 (70 ret.)
1,617	Tyrone Hughes, 1995 (66 ret.)
1,556	Tyrone Hughes, 1994 (63 ret.)
1,165	Dino Philyaw, 1999 (53 ret.)

Game

304	Tyrone Hughes vs. L.A. Rams, 10/23/94 (7 ret.)
215	Dino Philyaw vs. St. Louis, 12/12/99 (7 ret.)
205	Tyrone Hughes at Cincinnati, 9/15/96 (7 ret.)
203	Michael Lewis at Washington, 10/13/02 (5 ret.)
201	Michael Lewis vs. Atlanta, 10/27/02 (6 ret.)
Opponent	
203	Jason Tucker vs. Dallas, 12/24/99 (6 ret.)
198	Clarence Verdin at Atlanta, 12/11/94 (7 ret.)
190	Deion Sanders vs. Atlanta, 12/3/92 (6 ret.)
189	Dave Hampton at Green Bay, 11/28/71 (5 ret.)

HIGHEST RETURN AVERAGE

Career (minimum 25 returns)	
26.3	Walt Roberts, 1967 (28 ret.)
26.1	John Gilliam, 1967-68, 77 (31 ret.)
25.5	Eric Guliford, 1997-98 (61 ret.)
25.2	Michael Lewis, 2001- (102 ret.)
25.0	Tyrone Hughes, 1993-96 (229 ret.)

Season (minimum 10 returns)

30.1	John Gilliam, 1967 (16 ret.)
27.9	Don Shy, 1969 (16 ret.)
27.9	Mel Gray, 1986 (31 ret.)
27.8	Bobby Morse, 1989 (10 ret.)
27.6	Rod McNeill, 1975 (10 ret.)

KICKOFFS RETURNED FOR TOUCHDOWNS (12)

102	Eric Guliford at St. Louis, 8/31/97
101	Mel Gray at San Francisco, 9/21/86
100	Aaron Craver at Minnesota, 11/8/98
99	Bobby Morse at Detroit, 12/3/89
	Tyrone Hughes at Minnesota, 11/28/93
98	Tyrone Hughes vs. L.A. Rams, 10/23/94
97	Michael Lewis vs. Minnesota, 12/15/02
94	John Gilliam vs. L.A. Rams, 9/17/67
92	Clarence Chapman at San Francisco, 11/27/77
92	Tyrone Hughes vs. L.A. Rams, 10/23/94
91	Walt Roberts vs. Philadelphia, 11/5/67
90	Michael Lewis at Washington, 10/13/02
Opponent (9)	
105	Travis Williams at L.A. Rams, 12/5/71
98	Dexter Carter at San Francisco, 12/1/91
95	Nate Lewis at San Diego, 11/17/91
	Michael Bates at Carolina, 1/2/00
94	Cliff Austin at Atlanta, 10/20/85
93	Steve Odom vs. Green Bay, 10/12/75
	Ronney Jenkins vs. Detroit, 9/10/00

INDIVIDUAL RECORDS

90	Dave Hampton at Green Bay, 11/28/71
88	Darrick Vaughn vs. Atlanta, 12/17/00

Combined Kickoff/Punt Returns

COMBINED KICKOFF AND PUNT RETURNS

MOST RETURNS

Career	
345	Tyrone Hughes, 1993-96
199	Rich Mauti, 1977-80, 82-83
160	Michael Lewis, 2001-
142	Mel Gray, 1986-88
118	Eric Guilford, 1997-98

Season

114	Michael Lewis, 2002
100	Tyrone Hughes, 1996
94	Tyrone Hughes, 1995
90	Eric Guliford, 1997
84	Tyrone Hughes, 1994

Game

11	Michael Lewis at Carolina, 11/10/02
	Tyrone Hughes at Carolina, 10/22/95
	Tyrone Hughes vs. Arizona, 9/22/96
10	Michael Lewis at Detroit, 9/29/02
	Tyrone Hughes vs. L.A. Rams, 10/23/94
	Chad Morton vs. Detroit, 9/3/00
	Chad Morton at San Diego, 9/10/00
	Michael Lewis at Carolina, 10/14/01

MOST YARDS

Career	
6,777	Tyrone Hughes, 1993-96
3,446	Rich Mauti, 1977-80, 82-83
3,275	Michael Lewis, 2001-
2,829	Mel Gray, 1986-88
2,158	Eric Guilford, 1997-98

Season

2,432	Michael Lewis, 2002 (NFL RECORD)
1,943	Tyrone Hughes, 1996
1,879	Tyrone Hughes, 1995
1,699	Tyrone Hughes, 1994
1,626	Eric Guliford, 1997

Game

347	Tyrone Hughes vs. L.A. Rams, 10/23/94
286	Michael Lewis at Washington, 10/13/02
232	Eric Guliford at St. Louis, 8/31/97
231	Chad Morton at San Diego, 9/10/00
221	Tyrone Hughes vs. Philadelphia, 12/26/93
Opponent	
233	Chuck Latourette vs. St. Louis, 9/29/68
225	Brian Mitchell vs. Washington, 9/11/94

MOST RETURNS FOR TOUCHDOWNS

Career	
5	Tyrone Hughes, 1993-95
2	Michael Lewis, 2001-
2	Mel Gray, 1986-88

Season

3	Michael Lewis, 2002
3	Tyrone Hughes, 1993

2	Tyrone Hughes, 1994
---	---------------------

Game

2	Michael Lewis at Washington, 10/13/02
2	Tyrone Hughes vs. L.A. Rams, 10/23/94
Opponent	
1	29 times

Interceptions

MOST INTERCEPTIONS

Career	
37	Dave Waymer, 1980-89 (395 yds.)
36	Tommy Myers, 1972-81 (621 yds.)
28	Sammy Knight, 1997-2002 (464 yds.)
21	Gene Atkins, 1987-93 (324 yds.)
19	Dave Whitsell, 1967-69 (242 yds.)
Season	
10	Dave Whitsell, 1967 (178 yds.)
9	Dave Waymer, 1986 (48 yds.)
7	Tommy Myers, 1979 (127 yds.)
6	8 times (last: Sammy Knight, 2001; 114 yds.)

Game

3	Tommy Myers vs. Minnesota, 9/3/78 (151 yds.)
	Dave Waymer vs. Philadelphia, 10/6/85 (28 yds.)
	Reggie Sutton at Chicago, 10/18/87 (42 yds.)
	Gene Atkins at Phoenix, 12/22/91 (198 yds.)
	Sammy Knight at Buffalo, 9/9/01 (40 yds.)
Opponent	
3	Pat Thomas vs. L.A. Rams, 10/7/79 (5 yds.)
	Leonard Coleman at Indianapolis, 10/12/86 (31 yds.)
	Rod Woodson at San Francisco, 9/14/97 (81 yds.)
	Ronde Barber at Tampa Bay, 12/23/01 (56 yds.)

MOST YARDS RETURNED

Career	
621	Tommy Myers, 1972-81 (36 ret.)
464	Sammy Knight, 1997-2002 (28 ret.)
395	Dave Waymer, 1980-89 (37 ret.)
324	Gene Atkins, 1987-93 (21 ret.)
280	Toi Cook, 1987-93 (16 ret.)

Season

198	Gene Atkins, 1991 (5 ret.)
178	Dave Whitsell, 1967 (10 ret.)
171	Sammy Knight, 1998 (6 ret.)
167	Tommy Myers, 1978 (6 ret.)
146	Johnnie Poe, 1983 (7 ret.)

Game

151	Tommy Myers vs. Minnesota, 9/3/78 (3 ret.)
99	Gene Atkins at Phoenix, 12/22/91 (3 ret.)
98	Sammy Knight at Minnesota, 11/8/98 (2 ret.)
94	Bo Burris vs. Minnesota, 10/13/68 (1 ret.)

INDIVIDUAL RECORDS

Opponent

- 93 Ross Fichtner vs. Cleveland, 10/1/67 (2 ret.)

MOST RETURNS FOR TOUCHDOWNS

Career

- 4 Sammy Knight, 1997-2002
3 Brett Maxie, 1985-93
Jim Merlo, 1973-79
2 Toi Cook, 1987-93
Tommy Myers, 1972-81
Johnnie Poe, 1981-87
Dave Whitsell, 1967-69
Dennis Winston, 1982-85

Season

- 2 Dave Whitsell, 1967
Jim Merlo, 1976
Dennis Winston, 1984
Sammy Knight, 1998
Sammy Knight, 2000

Game

- 1 26 times (last: James Allen at Tampa Bay, 9/8/02)

Opponent

- 2 Eric Allen, at Philadelphia 12/26/93

LONGEST RETURNS

- 97t Tommy Myers vs. Minnesota, 9/3/78
94t Bo Burris vs. Minnesota, 10/13/68
91t Sammy Knight at Minnesota, 11/8/98

Opponent

- 88 Ross Fichtner vs. Cleveland, 10/1/67 (lateral from Erich Barnes)
78t Jesse Solomon at Minnesota, 12/4/88

Quarterback Sacks (since 1982)

QUARTERBACK SACKS (SINCE 1982)

MOST SACKS

Career

- 115 Rickey Jackson, 1981-93
82.5 Wayne Martin, 1989-99
76.5 Pat Swilling, 1986-92
52.5 Frank Warren 1981-89, 91-94
50.5 Joe Johnson, 1994-98, 2000-01

Season

- 17 La'Roi Glover, 2000
17 Pat Swilling, 1991
16.5 Pat Swilling, 1989
15.5 Wayne Martin, 1992
13.5 Rickey Jackson, 1992
Charlie Clemons, 2001

Season-Rookie

- 11 **Darren Howard, 2000**
9 Renaldo Turnbull, 1990
7 **Charles Grant, 2002**

Game

- 4 Rickey Jackson at Atlanta, 12/14/86
Rickey Jackson at Detroit, 9/18/88
Pat Swilling vs. Tampa Bay, 11/11/90

- Wayne Martin vs. Atlanta, 12/3/92
Wayne Martin vs. Detroit, 9/21/97
3.5 Jim Wilks at Philadelphia, 12/11/83
Pat Swilling at Atlanta, 11/19/89

Opponent

- 6 Fred Dean at San Francisco 11/13/83

Fumbles

MOST OPPONENT FUMBLES RECOVERED

Career

- 26 Rickey Jackson, 1981-93
17 Sam Mills, 1986-94
14 Dave Waymer, 1980-89
13 Gene Atkins, 1987-93
13 Wayne Martin, 1989-99

Season

- 7 Rickey Jackson, 1990
5 Joe Federspiel, 1975
Maurice Spencer, 1976
Jack Del Rio, 1985
James Geathers, 1989
Sammy Knight, 2001

Game

- 3 Maurice Spencer vs. Atlanta 10/10/76

LONGEST FUMBLE RETURN

- 90t Keith Mitchell at Carolina, 11/12/00
86t Tyrone Hughes vs. San Francisco, 11/28/94
85t Ernie Jackson vs. Atlanta, 10/15/72
76t Sam Mills at N.Y. Jets, 12/26/92

Opponent

- 98t Toby Wright vs. L.A. Rams, 10/23/94
96t C.L. Whittington vs. Houston, 10/3/76

MOST OWN FUMBLES RECOVERED

Game

- 3 Kyle Turley vs. St. Louis 12/24/00

MOST FUMBLES RETURNED FOR TOUCHDOWNS

Career

- 2 Robert "Pig" Goff, 1990-95
Tyrone Hughes, 1993-95
Sam Mills, 1986-94
Tommy Myers, 1972-81
Frank Warren, 1981-89, 91-93
Keith Mitchell, 1997-2001

Season

- 2 Robert "Pig" Goff, 1992
Tyrone Hughes, 1994

MOST TIMES FUMBLED

Career

- 62 Archie Manning, 1971-75, 77-82
30 Dalton Hilliard, 1986-93
28 **Aaron Brooks, 2000-**
27 George Rogers, 1981-84
Bobby Hebert, 1985-89, 91-92
25 Chuck Muncie, 1976-80
Dave Wilson, 1981, 83-89

INDIVIDUAL RECORDS

Season

- 13 **Aaron Brooks, 2001 (3 lost)**
11 George Rogers, 1981 (6 lost)
Aaron Brooks, 2002 (5 lost)

Game

- 3 Billy Kilmer at St. Louis, 12/3/67
Billy Kilmer vs. Cleveland, 10/12/69
Howard Stevens at Dallas, 9/24/73
Hokie Gajan vs. Tampa Bay,

- 9/22/85 (2 lost)
Rueben Mayes vs. S.F., 10/25/87 (2 lost)
Rueben Mayes at Pittsburgh, 11/29/87 (2 lost)
Heath Shuler vs. Atlanta, 10/12/97 (1 lost)
Ricky Williams vs. S.F., 1/6/02 (2 lost)
Aaron Brooks at Cincinnati, 12/22/02 (3 lost)

* - Records as a result of the strike-shortened season in 1982 (nine games)

! worth noting



Individual Statistical Superlatives From 2002

RUSHING YARDS

- RB Deuce McAllister** - 139 yards on 21 carries, 6.6-yard average; vs. San Francisco, Oct. 20.
RB Deuce McAllister - 127 yards on 32 carries, 4.0-yard average; at Baltimore, Dec. 8.
RB Deuce McAllister - 123 yards on 21 carries, 5.9-yard average; vs. Green Bay, Sept. 15; 123 yards on 23 carries, 5.3-yard average; vs. Pittsburgh, Oct. 6

PASSING YARDS

- QB Aaron Brooks** - 318 yards on 23 of 40 passes, vs. Cleveland, Nov. 24.
QB Aaron Brooks - 279 yards on 20 of 31 passes, with two TDs at Atlanta, Nov. 17.
QB Aaron Brooks - 269 yards on 27 of 48 passes, with two TDs at Detroit, Sept. 29.

RECEIVING YARDS

- WR Joe Horn** - 134 yards on three catches, 1 TD, 44.7-average per catch, at Atlanta, Nov. 17.
WR Joe Horn - 120 yards on six catches, 20.0-average per catch, vs. Green Bay, Sept. 15.
WR Michael Lewis - 114 yards on three catches, 38.0-average per catch, vs. Cleveland, Nov. 24.
WR Donte Stallworth - 111 yards on six catches, 1 TD, 18.5-average per catch, at Cincinnati, Dec. 22.

TOUCHDOWNS

- RB Deuce McAllister** - Three TDs (two rushing, one receiving, tied club record), vs. Atlanta, Oct. 27; Three TDs (all rushing, tied club record), at Baltimore, Oct. 27.

INTERCEPTIONS

- CB Fred Thomas** - Two, at Baltimore, Dec. 8; Two at Cincinnati, Dec. 22.
S Sammy Knight - Two, vs. Carolina, Dec. 29.

SACKS

- DE Darren Howard** - Three, at Washington, Oct. 13.
LB Darrin Smith - Three, vs. Pittsburgh, Oct. 6.
DT Grady Jackson - Two at Washington, Oct. 13, Two vs. Carolina, Dec. 29.
DE Charles Grant - Two at Cincinnati, Dec. 22.

TEAM RECORDS

Scoring

MOST POINTS

Season
432 2002
422 1987
386 1989
Opponent
487 1980

Game

51 Saints 51 at St. Louis 42,
11/2/69,
Saints 51 at Seattle 27,
11/21/76

Opponent

62 Atlanta 62 at Saints 7,
9/16/73

Half

42 at Tampa Bay 10/14/79
(2nd)

Opponent

38 Atlanta 9/16/73 (2nd)

Quarter

28 at Seattle 11/21/76 (3rd),
vs. Oakland 12/3/79 (2nd)
25 at St. Louis 10/28/01 (3rd)
Opponent
28 at Phil. 11/19/67 (2nd),
at Chicago 10/10/71 (2nd),
vs. L.A. Rams 10/7/79 (2nd)

FEWEST POINTS

Season
129 1982*
163 1973
Opponent
160 1982*
202 1992

Game

0 14 times (last vs. San
Francisco 1/6/02)

Opponent

0 12 times (last at N.Y. Jets
12/24/95)

MOST TOUCHDOWNS

Season
49 2002
46 1979, 1987, 1989
41 2000
Opponent
60 1980

Game

7 at St. Louis 11/2/69
6 at Seattle 11/21/76,
at Chicago 10/2/77,
at Tampa Bay 10/14/79,
vs. Denver 11/20/88

Opponent

8 vs. Atlanta 9/16/73

FEWEST TOUCHDOWNS

Season
16 1973, 1982*
17 1970

Opponent

19 1982*
23 1991

MOST GAMES WITHOUT YIELDING A TOUCHDOWN

5 1991 (2 shutouts)

MOST TOUCHDOWNS RUSHING

Season
28 1979
20 1987

Opponent

28 1980

Game

5 at Tampa Bay 10/14/79

Opponent

5 at St. Louis 10/23/77,
at N.Y. Giants 9/24/95

FEWEST TOUCHDOWNS RUSHING

Season
4 1970, 1985
5 1972, 1973
Opponent
6 1987, 1991

MOST TOUCHDOWNS PASSING

Season
27 2001
26 1980, 1995
Opponent
34 1999

Game

6 at St. Louis 11-2-69

Opponent

6 at St. Louis 11-2-69

FEWEST TOUCHDOWNS PASSING

Season
8 1975, 1976, 1981, 1982*
Opponent
11 1982*
12 1991

MOST FIELD GOALS

Season
33 1987 (42 attempts)
31 2002 (35 attempts)
31 1985 (35 attempts)
Opponent
33 1996 (42 attempts)

Game

5 at Green Bay (Milw.)
11/28/71 (6 att.),
vs. L.A. Rams 12/1/85,
vs. San Francisco
10/25/87 (7 att.),
vs. Atlanta 12/3/92
(5 att.),
at Atlanta 12/11/94
(5 att.),
vs. Minnesota 10/7/01
(5 att.),
at St. Louis 10/28/01
(5 att.)

Opponent

6 at N.Y. Jets 12/3/72 (7 att.),
vs. San Francisco
10/16/83 (6 att.),
vs. Atlanta 11/13/94
(6 att.)

MOST DEFENSIVE TOUCHDOWNS

Season
9 1998
6 1992

Opponent

9 1993

MOST POINTS AFTER TOUCHDOWN

Season
44 1979 (46 att.),
1989 (46 att.)
43 1987 (46 att.)
Opponent
56 1980 (60 att.)

Game

6 at St. Louis 11/2/69
(7 att.),
at Seattle 11/21/76
(6 att.),
at Chicago 10/2/77
(6 att.),
at Tampa Bay 10/14/79
(6 att.),
vs. Denver 11/20/88
(6 att.)

Opponent

8 vs. Atlanta 9/16/73
(8 att.)

FEWEST POINTS AFTER TOUCHDOWN

Season
15 1982* (16 att.)
16 1970 (17 att.),
1973 (16 att.)
Opponent
19 1982* (19 att.)
22 1991 (23 att.),
1992 (24 att.)

MOST TWO-POINT CONVERSIONS

Season
4 2002 (11 att.)
3 1999 (6 att.)
2 1994 (6 att.), 1995 (9
att.), 1996 (6 att.)

Opponent

4 2002 (5 att.)
3 1994 (4 att.), 1995 (5
att.)

Game

1 16 times (last vs.
Minnesota, 12/15/02)

Opponent

2 vs. Carolina, 11/26/95

GREATEST MARGIN OF VICTORY

42 Denver 0 at Saints 42,
11/20/88

GREATEST MARGIN OF DEFEAT

55 Atlanta 62 at Saints 7,
9/16/73

MOST CONSECUTIVE GAMES SCORING

216 12/11/83 through
10/12/97
(streak ended vs.
Carolina 10/19/97)

LONGEST WINNING STREAK

9 11/1 through 12/27/87,
12/23/90 through
10/20/91
7 9/11 through 10/23/88

LONGEST LOSING STREAK

14 9/7 through 12/7/80

First Downs

MOST FIRST DOWNS

Season
315 1979
312 2000
Opponent
360 1980

Game

32 vs. Atlanta 1/2/83
30 at St. Louis 10/11/87,
vs. Atlanta 11/13/94

Opponent

35 vs. Atlanta 9/2/79

FEWEST FIRST DOWNS

Season
173 1982*
183 1970

Opponent

151 1982*
214 1991

Game

2 at San Francisco
10/21/73
3 vs. St. Louis 10/5/80
Opponent
6 vs. L.A. Rams 9/15/91,
vs. Minnesota 9/22/91,
vs. L.A. Raiders
12/16/91,
at New England 11/8/92

MOST FIRST DOWNS RUSHING

Season
160 1979
135 1983
Opponent
178 1980

Game

19 at Seattle 11/21/76
Opponent
23 vs. St. Louis 10/4/80

TEAM RECORDS

NetYards

MOST YARDS

Season
5,627 1979 (2,476 rush,
3,151 pass)
5,397 2000 (2,068 rush,
3,329 pass)

Opponent

6,218 1980 (3,106 rush,
3,112 pass)

Game

557 at Atlanta 9/12/93
(227 rush, 330 pass)
526 vs. Miami 12/07/86
(257 rush, 269 pass)

Opponent

552 vs. Atlanta 9/2/79
(257 rush, 295 pass)

FEWEST YARDS

Season
2,655 1982*
(1,257 rush, 1,398 pass)
3,187 1975
(1,642 rush, 1,545 pass)

Opponent

2,607 1982*
(974 rush, 1,633 pass)
3,797 1974
(1,758 rush, 2,039 pass)

Game

60 vs. Minnesota 11/16/75
(67 rush, -7 pass)
80 vs. St. Louis 10/5/80
(15 rush, 65 pass)

Opponent

117 vs. L.A. Raiders
12/16/91 (71 rush,
46 pass)
120 vs. L.A. Rams 9/15/91
(77 rush, 43 pass)

HIGHEST AVERAGE PER OFFENSIVE PLAY

Season
5.6 1979
(995 plays-5,627 yds.)
5.4 1992
(895 plays-4,806 yds.)

Opponent

6.1 1969
(822 plays-5,018 yds.)

Game

9.0 at New England
12/3/95 (432 yds.)
8.3 at Atlanta
9/12/93 (557 yds.)

Opponent

8.1 at St. Louis
11/2/69 (473 yds.)

LOWEST AVERAGE PER OFFENSIVE PLAY

Season
3.5 1975
(908 plays-3189 yds.)

TEAM RECORDS

4.0 1973
(929 plays-3744 yds.),
1974
(872 plays-3501 yds.)
Opponent
4.3 1992
(949 plays-4075 yds.),
1997
(1,073 plays-4,645 yds.)

Rushing

MOST YARDS

Season
2,476 1979 (551 attempts)
2,461 1983 (595 attempts)
Opponent
3,106 1980 (630 attempts)

Game
307 at Los Angeles 11/8/81
(52 att.)
299 at Kansas City 9/26/76
(44 att.)
Opponent
340 vs. L.A. Rams 11/25/73
(55 att.)

FEWEST YARDS

Season
1,192 1967 (334 att.)
1,215 1970 (371 att.)
Opponent
974 1982* (255 att.)
1,213 1991 (334 att.)

Game
7 vs. San Francisco
10/1/72 (16 att.)
11 vs. N.Y. Giants 12/20/93
(12 att.),
at Baltimore 12/19/99
(16 att.)
Opponent
2 vs. New England
11/30/86 (18 att.)

MOST ATTEMPTS

Season
595 1983 (2461 yds.)
569 1987 (2190 yds.)
Opponent
630 1980 (3106 yds.)

Game
55 at Atlanta 10/20/74 (232
yds.),
at San Francisco
10/15/78 (175 yds.)

Opponent
62 vs. St. Louis 10/5/80
(330 yds.)

FEWEST ATTEMPTS

Season
331 1982* (1257 yds.)
334 1967 (1193 yds.)
Opponent
255 1982* (974 yds.)
334 1991 (1213 yds.)

Game

9 vs. St. Louis 10/5/80
(15 yds.),
vs. Denver 12/3/00
(21 yds.)

Opponent

10 vs. Dallas 9/10/89
(20 yds.),
at St. Louis 11/26/00
(28 yds.)

HIGHEST AVERAGE PER RUSH

Season
4.5 1979 (551 att.-2476 yds.)
4.3 1969 (399 att.-1705 yds.),
1993 (414 att.-1766 yds.)

Opponent

4.9 1980 (630 att.-3106 yds.)

Game

7.4 vs. Philadelphia 10/1/95
(16 att.-119 yds.)

7.3 at Atlanta 9/12/93
(31 att.-227 yds.)

Opponent

8.1 at Carolina 11/30/97
(23 att.-186 yds.)

LOWEST AVERAGE PER RUSH

Season
3.3 1970 (371 att.-1215 yds.)
3.4 1996 (386 att.-1308 yds.)

Opponent

3.2 1986 (486 att.-1559 yds.)

Game

0.4 vs. San Francisco
10/1/72 (16 att.-7 yds.)

Opponent

0.1 New England 11/30/86
(18 att.-2 yds.)

Passing

MOST NET YARDS

Season
3,846 1994
3,788 1995
Opponent
3,968 1998

Game

425 vs. Denver 12/3/00
380 vs. Washington 9/11/94
Opponent
426 at St. Louis 10/28/01

FEWEST NET YARDS

Season
1,398 1982*
1,545 1975
Opponent
1,633 1982*
1,893 1977

Game

-15 at San Francisco
10/21/73
-7 vs. Minnesota 11/16/75

Opponent

4 at St. Louis 10/11/87

MOST ATTEMPTS

Season
593 2002 (343 comp.)
573 1995 (349 comp.)
569 1994 (366 comp.)

Opponent

577 1989 (320 comp.)

Game

55 at San Francisco 9/25/94
(31 comp.)

54 vs. Buffalo 12/27/98 (26
comp.),
at N.Y. Giants 9/30/01
(28 comp.)

Opponent

59 at New England 11/12/89
(27 comp.)

FEWEST ATTEMPTS

Season
248 1982* (137 comp.)
321 1977 (166 comp.)
Opponent
290 1977 (154 comp.)

Game

4 at San Francisco
10/15/78 (2 comp.)

Opponent

10 at New England 12/4/83
(3 comp.),
at St. Louis 10/1/87
(3 comp.)

MOST COMPLETIONS

Season
366 1994 (569 att.)
349 1995 (573 att.)
Opponent
353 1994 (559 att.)

Game

33 vs. Green Bay 9/10/78
(53 att.),
vs. Washington 9/11/94
(49 att.),
at San Diego 9/10/00
(46 att.)

Opponent

33 at Minnesota 11/6/94
(57 att.)

FEWEST COMPLETIONS

Season
137 1982* (248 att.)
163 1973 (338 att.)
Opponent
149 1982* (245 att.)
153 1968 (366 att.)

Game

2 at San Francisco
10/15/78 (4 att.)

Opponent

3 at New England 12/4/83
(10 att.),
at St. Louis 10/11/87 (10 att.)

HIGHEST COMPLETION PERCENTAGE

Season
64.3 1994
(366 comp.-569 att.)
61.6 1989
(284 comp.-461 att.)

Opponent

63.1 1994
(353 comp.-559 att.)

Game

87.0 vs. Denver 11/20/88
(20 comp.-23 att.)

84.2 vs. Dallas 9/10/89
(16 comp.-19 att.)

Opponent

90.5 vs. Green Bay 12/13/81
(19 comp.-21 att.)

LOWEST COMPLETION PERCENTAGE

Season
46.2 1975
(181 comp.-392 att.)
47.0 1971
(182 comp.-387 att.)

Opponent

41.8 1968
(153 comp.-366 att.)

Game

23.5 vs. L.A. Rams 9/3/81
(4 comp.-17 att.)

26.9 at Chicago 10/7/84
(7 comp.-26 att.)

Opponent

22.7 vs. Chicago 10/27/91
(5 comp.-22 att.)

MOST PASSES INTERCEPTED

Season
33 1997
30 1999
Opponent
30 1987

Game

6 vs. Atlanta 9/16/3,
at San Francisco 9/14/97

5 vs. L.A. Rams 10/7/79

Opponent

7 vs. Green Bay 9/14/86

FEWEST PASSES INTERCEPTED

Season
12 1987
14 1971, 1976, 1982*, 1995
Opponent
8 1990

Interceptions

MOST INTERCEPTIONS

Season
30 1987
29 1991
Opponent
33 1997

TEAM RECORDS

Game

7 vs. Green Bay 9/14/86
5 at Atlanta 11/1/87, vs.
N.Y. Giants 11/22/87,
at Philadelphia 10/13/91,
at Phoenix 12/22/1

Opponent

6 vs. Atlanta 9/16/73,
vs. San Francisco
9/14/97

FEWEST INTERCEPTIONS

Season
8 1990
9 1982*
Opponent
12 1987

MOST RETURN YARDAGE

Season
482 1991 (29 int.)
466 1998 (21 int.)
Opponent
483 1999 (30 int.)

Game

176 vs. Minnesota 9/3/78
(4 int.)

126 vs. Minnesota 10/13/68
(2 int.)

Opponent

136 at Minnesota 12/4/88
(2 int.)

FEWEST RETURN YARDAGE

Season
73 1969 (12 int.)
83 1977 (10 int.)
Opponent
79 1982* (14 int.)
93 1996 (17 int.)

MOST RETURNS FOR TOUCHDOWNS

Season
5 1998
4 2000
Opponent
6 1993
Game
1 40 times
(last vs. St. Louis
12/24/00)

Opponent

3 vs. Tampa Bay 12/11/77

Fumbles

MOST

Season
40 1981 (20 lost)
37 1983 (22 lost)
Opponent
43 1975 (23 lost)

Game

7 at L.A. Rams 11/8/81
(2 lost),
vs. New England
11/30/86 (5 lost)

Opponent

7 vs. Cleveland 12/12/71
(5 lost),
at L.A. Rams 12/16/79
(4 lost),
at N.Y. Jets 10/26/86
(2 lost)

FEWEST

Season
17 1982* (10 lost)
19 1968 (11 lost),
1995 (11 lost)

Opponent

20 1969 (10 lost)

MOST LOST

Season
22 1983 (37 fumbles)
22 1997 (34 fumbles)
Opponent
27 1976 (38 fumbles)

Game

5 vs. New England
11/30/86 (7 fumbles)

Opponent

5 vs. Dallas 11/3/68
(5 fumbles),
vs. Cleveland 12/12/71
(7 fumbles),
at Atlanta 11/25/79
(6 fumbles)

FEWEST LOST

Season
9 1999 (26 fumbles)
10 1982* (17 fumbles)
Opponent
10 1967 (21 fumbles),
1969 (20 fumbles),
1984 (28 fumbles),
1996 (25 fumbles)

MOST RETURNED FOR TOUCHDOWNS

Season
5 1998
3 1992
Opponent
4 1975

Game

2 at San Francisco
10/19/75

Opponent

2 at St. Louis 10/11/87

Turnovers

MOST

Season
55 1997
47 1981, 1983
Opponent
49 1987, 1981

Game

8 vs. Atlanta 9/16/73,
vs. Detroit 10/28/90,
at San Francisco 9/14/97

TEAM RECORDS

Opponent
8 at St. Louis 10/28/01

FEWEST Season
24 1982*
25 1971, 1995

Opponent
22 1969, 1982*

Quarterback Sacks

MOST Season
66 2000 (378 yds.)

- Led NFL
59 1997 (408 yds.)
- Led NFL

Opponent
58 1985 (461 yds.)

Game
9 vs. L.A. Rams 12/1/85
(69 yds.),
at Atlanta 12/9/01
(53 yds.)

8 vs. Chicago 9/18/83
(73 yds.),
vs. Carolina 10/15/00
(41 yds.),
at Carolina 11/12/00
(37 yds.),
vs. Carolina 12/2/01
(60 yds.)

Opponent
10 vs. Atlanta 10/12/97
(76 yds.)

FEWEST Season
17 1970 (136 yds.)
21 1969 (199 yds.)
Opponent
15 1992 (119 yards)

MOST YARDS LOST Season
437 1983 (56 sacks)
420 1984 (55 sacks)
Opponent
461 1985 (58 sacks)

Game
73 vs. Chicago 9/18/83
(8 sacks)

Opponent
81 vs. San Diego 10/9/77
(8 sacks)

Punting

MOST Season
101 1976 (39.3 avg.)
92 1975 (41.0 avg.)
Opponent
92 1997 (39.9 avg.)

Game
12 vs. Minnesota 11/16/75

11 at San Francisco
10/21/73,
vs. Washington 12/26/82,
at Baltimore 12/19/99

Opponent
12 at Chicago 10/5/97

FEWEST Season
46 1982* (43.0 avg.)
49 1969 (41.4 avg.)
Opponent
50 1971 (41.2 avg.)

Game
0 vs. San Francisco
10/26/02
0 vs. Atlanta 1/2/83
1 12 times (last vs.
Cleveland 11/24/02)
Opponent
0 at N.Y. Giants 10/8/67,
at San Francisco
11/14/71,
vs. Cleveland 9/13/87,
at Minnesota 11/19/95,
vs. St. Louis 12/12/99

HIGHEST AVERAGE Season
45.9 1997 (88 punts)
45.4 1998 (90 punts)
Opponent
44.5 1973 (63 punts)

LOWEST AVERAGE Season
37.6 1968 (75 punts)
39.0 1989 (71 punts)
Opponent
37.5 1987 (73 punts)

Punt Returns

MOST RETURNS Season
53 1989 (428 yds.)
48 1997 (496 yds.)
Opponent
64 1976 (742 yds.)

Game
7 at Carolina, 11/10/02
(8 yds.),
vs. New England
11/30/86 (66 yds.),
at Detroit 12/3/89
(48 yds.),
at Oakland 11/9/97
(90 yds.)

Opponent
10 vs. Washington 12/26/82
(106 yds.)

FEWEST RETURNS Season
16 1971 (100 yds.), 1972
(43 yds.)
21 1982* (144 yds.)
Opponent
27 1969 (176 yds.)

MOST YARDS Season
625 2002 (45 ret.)
517 1993 (38 ret.)
496 1997 (48 ret.)
Opponent
906 1974 (59 ret.)

Game
161 vs. Houston 10/3/76
(6 ret.)
Opponent
144 vs. L.A. Rams 10/23/94
(4 ret.)

HIGHEST AVERAGE Season
13.7 2002 (45 ret.)
13.6 1993 (38 ret.)
12.8 1998 (32 ret.)

Opponent
15.4 1974 (59 ret.)

LOWEST AVERAGE Season
2.7 1972 (16 ret.)
3.4 1967 (23 ret.)
Opponent
5.5 2002 (38 ret.)
5.8 1971 (43 ret.)

MOST RETURNS FOR TOUCHDOWNS Season
2 1993
1 2002, 1968, 1988, 1989
Opponent
2 1974, 1977, 1983, 1994,
2000

Game
1 6 times (last at
Washington, 10/13/02)
Opponent
1 22 times (last at Carolina
10/14/01)

Kickoff Returns

MOST RETURNS Season
88 1980 (22.4 avg.)
87 2001 (23.3 avg.)
Opponent
85 2002 (21.4 avg.)
76 1979 (20.0 avg.)

Game
9 at Philadelphia 11/19/67
(231 yds.)
9 vs. San Francisco
10/1/72 (201 yds.)

Opponent
8 vs. Washington 9/22/68
(140 yds.),
vs. Atlanta 9/2/79
(127 yds.),
at Atlanta 12/11/94
(206 yds.)

FEWEST RETURNS Season
26 1982* (22.2 avg.)
42 1992 (19.4 avg.)
Opponent
20 1982* (19.4 avg.)
33 1973 (21.9 avg.)

MOST YARDS Season
2,027 2001 (87 ret.)
1,973 1980 (88 ret.)
Opponent
1,817 2002 (85 ret.)
1,743 2000 (71 ret.)

Game
304 vs. L.A. Rams 10/23/94
(7 ret.)
242 vs. Minnesota 12/15/02
(6 ret.)
233 at San Francisco 9/21/86
(5 ret.)
Opponent
221 at San Diego 9/10/00
(6 ret.)
206 at Atlanta 12/11/94
(8 ret.)

HIGHEST AVERAGE Season
24.8 2002 (79 ret.)
24.3 1996 (78 ret.)
24.2 1967 (72 ret.)
Opponent
25.5 1975 (42 ret.)

LOWEST AVERAGE Season
17.6 1991 (50 ret.)
18.9 1976 (62 ret.)
Opponent
16.2 1990 (36 ret.)

MOST RETURNS FOR TOUCHDOWNS Season
2 1967, 1994, 2002
Opponent
2 1971, 1991, 2000

Game
2 vs. L.A. Rams 10/23/94
Opponent
1 9 times
(vs. Atlanta 12/17/00)

Combined Kickoff/Punt Returns

MOST YARDS RETURNED Season
2,581 2002
(625 punt, 2581 kickoff)
2,315 2001
(288 punt, 2027 kickoff)
2,149 1980
(176 punt, 1973 kickoff)
Opponent
2,237 2000
(494 punt, 1743 kickoff)

TEAM RECORDS

Game
347 vs. L.A. Rams 10/23/94
(43 punt, 304 kickoff)
Opponent
341 vs. L.A. Rams 10/23/94
(144 punt, 197 kickoff)

MOST RETURNED FOR TOUCHDOWNS Season
3 1993 (2 punt, 1 kickoff),
2002 (1 punt, 2 kickoff)
2 1967 (0 punt, 2 kickoff),
1989 (1 punt, 1 kickoff),
1994 (0 punt, 2 kickoff)

Opponent
4 2000 (2 punt, 2 kickoff)

Game
2 vs. L.A. Rams 10/23/94
(2 kickoff),
at Washington 10/13/02
(1 punt, 1 kickoff)

Opponent
1 31 times (last at Carolina
10/14/01)

Penalties

MOST Season
124 2000 (1024 yds.)
121 1998 (928 yds.)
Opponent
132 1998 (1164 yds.)

Game
17 at St. Louis 11/26/00
(116 yds.)
16 at Atlanta 11/17/02
(133 yds.)
14 vs. Minnesota 9/3/78
(132 yds.),
vs. St. Louis 9/4/83
(101 yds.),
vs. Philadelphia 10/6/85
(107 yds.),
at N.Y. Giants 9/30/01
(92 yds.)

Opponent
14 at L.A. Rams 12/5/71
(119 yds.),
vs. Atlanta 9/2/84
(143 yds.),
vs. San Francisco
10/11/98 (115 yds.),
vs. San Francisco
11/5/00 (97 yds.),
at St. Louis 11/26/00
(132 yds.)

FEWEST Season
58 1973 (516 yds.)
60 1992 (567 yds.)
Opponent
52 1982* (459 yds.)
69 1973 (751 yds.)

Game
0 vs. Seattle 11/10/85

Opponent
0 at Washington 9/21/75,
at San Francisco
12/11/88,
at San Francisco
12/23/90,
vs. San Francisco 1/6/02

MOST PENALTY YARDS Season
1,044 1978 (104 pen.)
1,029 1970 (91 pen.)
Opponent
1,164 1998 (132 pen.)

Game
149 at Chicago 10/8/00
(10 pen.)
142 at N.Y. Giants 10/6/68
(12 pen.)
Opponent
143 vs. Atlanta 9/2/84
(14 pen.)

FEWEST PENALTY YARDS Season
514 1982* (63 pen.)
516 1973 (58 pen.)
Opponent
459 1982* (52 pen.)
590 1993 (86 pen.)

Safeties

MOST Season
3 1989
2 1987, 1988, 1998
Opponent
3 1983
2 1969, 1973, 1976

Game
2 vs. Cleveland 9/13/87
1 16 times (last: vs. N.Y.
Jets 11/4/01)
Opponent
1 21 times (last: vs. Tampa
Bay, 12/1/02)

3rd Down Conversions

MOST Season
104 1988 (227 att.)
99 1987 (221 att.)
Opponent
105 1979 (239 att.)

FEWEST Season
48 1982* (128 att.)
54 1997 (207 att.)
Opponent
36 1982* (103 att.)
49 1991 (188 att.)

Games Played:
147 Jim Dombrowski
(10/25/87 through 11/3/96)
144 Wayne Martin (9/1/91

TWO-TEAM RECORDS

Scoring

MOST POINTS

93 New Orleans 51 at St. Louis 42; 11/2/69

FEWEST POINTS

6 L.A. Rams 0 at New Orleans 6; 11/9/86

MOST TOUCHDOWNS

13 New Orleans 7 at St. Louis 6; 11/2/69

FEWEST TOUCHDOWNS (Final Score)

0 Rams 0 at New Orleans 6; 11/9/86
Pittsburgh 9 at New Orleans 6; 12/1/90
New Orleans 9 vs. Tampa Bay 3;
10/25/98

First Downs

MOST FIRST DOWNS

58 Atlanta 35 at New Orleans 23; 9/2/79

FEWEST FIRST DOWNS

20 Minnesota 8 at New Orleans 12; 9/12/70

Net Yards

MOST YARDS GAINED

1064 Atlanta 552 at New Orleans 512; 9/2/79

FEWEST YARDS GAINED

345 New Orleans 179 vs. Atlanta 166; 10/12/97

Rushing

MOST RUSHES

86 New Orleans 39 at Atlanta 47; 12/16/73

MOST YARDS

490 L.A. Rams 340 at New Orleans 150;
11/25/73

FEWEST YARDS

72 New Orleans 11 at Baltimore 61; 12/19/99

MOST TOUCHDOWNS

7 New Orleans 4, at Seattle 3; 11/21/76

Passing

MOST YARDS

719 New Orleans 374 at St. Louis 345; 11/2/69

FEWEST YARDS

77 San Francisco 44 at New Orleans 33;
11/13/77

MOST PASSES ATTEMPTED

95 New Orleans 42 at Tampa Bay 53; 9/8/02
94 New Orleans 55 at San Francisco 39; 9/25/94

MOST PASSES COMPLETED

57 New Orleans 24 at Minnesota 33; 11/6/94
Atlanta 29 at New Orleans 28; 11/13/94
Atlanta 27 at New Orleans 30; 9/17/95

MOST TOUCHDOWNS

12 New Orleans 6 at St. Louis 6; 11/2/69

MOST PASSES INTERCEPTED

9 Green Bay 7 at New Orleans 2; 9/14/86

Punts

MOST

21 New Orleans 9 at Chicago 12; 10/5/97

FEWEST

1 New Orleans 0 at San Francisco 1; 10/20/02
2 New Orleans 1 at Washington 1; 11/18/90

Penalties

MOST

31 New Orleans 17 at St. Louis 14; 11/26/00

FEWEST

2 New Orleans 2 at San Francisco 0; 12/11/88
Atlanta 1 at New Orleans 1; 12/3/92

MOST YARDS PENALIZED

248 New Orleans 116 at St. Louis 132;
11/26/00

FEWEST YARDS PENALIZED

11 New Orleans 11 at San Francisco 0;
12/11/88

Fumbles

MOST

10 Cleveland 7 at New Orleans 3; 12/12/71
New Orleans 5 at Carolina 5; 10/14/01
New Orleans 5 at St. Louis 5; 10/28/01

MOST LOST

8 Cleveland 5 at New Orleans 3; 12/12/71

Turnovers

MOST

11 Dallas 7 at New Orleans 4; 11/3/68
Chicago 5 at New Orleans 6; 9/18/83

Quarterback Sacks

MOST

15 Atlanta 10 at New Orleans 5; 10/12/97

CONSECUTIVE RECORDS

Individual

144 Wayne Martin (9/1/91 through 1/2/99)
143 Eric Martin (9/8/85 through 1/2/93)
122 Morten Andersen (10/25/87 through
12/24/94)
103 Joe Federspiel (9/16/73 through 12/21/80)

Games Started:

144 Wayne Martin (9/1/91 through 1/2/99)
91 Rickey Jackson (9/6/81 through 9/20/87)
90 Jim Dombrowski (10/25/87 through
12/26/92)

Games, Scoring Points:

174 Morten Andersen (12/11/83 through
12/24/94)

Games, Scoring Touchdown:

6 Dalton Hilliard (12/18/88 through
10/8/89)
Dalton Hilliard (10/18 through 11/29/92)

Games, Scoring Field Goal:

20 Morten Andersen (10/25/87 through
11/6/88)
19 Morten Andersen (11/24/85 through
12/7/86)
17 Morten Andersen (11/18/90 through
11/10/91)
16 Morten Andersen (9/20/92 through
9/12/93)

Field Goals Made:

25 Morten Andersen (11/1/92 through
9/12/93)
20 Morten Andersen (11/24/85 through
10/5/86)

Games, Rushing Touchdown:

5 Dalton Hilliard (1/22 through 11/19/89)
Ricky Williams (9/24 through 10/29/00)

Games, Receiving Touchdown:

4 Donte Stallworth (9/8 through 9/29/02)
Lonzell Hill (9/18 through 10/9/88)
Dalton Hilliard (10/18 through 11/15/92)
Quinn Early (10/17 through 11/14/93)
Quinn Early (11/12 through 12/3/95)
Joe Horn (12/2 through 12/23/01)
Jerome Pathon (9/15 through 10/6/02)

Games, Rushing for 100 or More Yards:

5 Ricky Williams (9/17 through 10/22/00)
4 Deuce McAllister (10/6 through
10/27/02)
3 George Rogers (10/11 through 10/25/81)
Wayne Wilson (9/25 through 10/9/93)
Dalton Hilliard (11/12 through 11/26/89)

Games, Passing Touchdown:

13 Archie Manning (11/26/78 through
10/28/79)

Games, None Intercepted:

4 Aaron Brooks, 2002 (12/1-12/22)
3 Billy Kilmer, 1969

Archie Manning 1971, 1973, 1978, 1979
Bobby Hebert, 1987, 1992
Wade Wilson, 1993

Passes Completed:

15 Archie Manning (10/21 through 10/28/79)

Games, Pass Reception:

105 Eric Martin (11/1/87 through 1/2/94)
79 Danny Abramowicz (9/17/67 through
12/16/73)

Points After Touchdown

119 Morten Andersen (10/22/89 through
12/3/92)
88 Doug Brien (11/5/95 through 9/12/99)

Team

Wins, Regular Season:

9 11/1 through 12/27/87
12/23/90 through 10/20/91
7 9/11 through 10/23/88
6 10/8 through 11/12/00

Wins, Preseason:

5 1967

Losses, Regular Season:

14 9/7 through 12/7/80

Wins Against One Team:

7 vs. L.A. Rams; 12/9/90 through 10/3/93

Losses Against One Team:

10 vs. Atlanta; 9/17/95 through 12/5/99

Wins at Home:

5 12/31/90 through 10/20/91
5 10/11 through 12/3/92

Wins on the Road:

10 10/18/87 through 10/6/88

Losses at Home:

10 12/3/79 through 12/21/80

Losses on the Road:

14 11/5/72 through 10/13/74
14 10/18/98 through 1/2/00

Games Scoring:

216 12/11/83 through 10/12/97
(5th in NFL history)

Games with a Sack:

60 12/24/94 through 11/22/98
(tied-3rd in NFL history)

100YardRushingGames(92)

Yds	Att	Player	Opponent	Date
206	24	George Rogers	vs. St. Louis	9/4/83
203	28	Rueben Mayes	vs. Miami	12/7/86
179	40	Ricky Williams	vs. Cleveland	10/31/99
174	20	Ray Zellars	vs. Chicago	10/13/96
172	24	Rueben Mayes	vs. Tampa Bay	10/19/86
166	33	George Rogers	vs. Dallas	12/19/82
162	29	George Rogers	vs. L.A. Rams	9/13/81
162	29	Mario Bates	vs. Detroit	9/21/97
161	22	Chuck Muncie	vs. Atlanta	9/2/79
161	24	George Rogers	at L.A. Rams	11/8/81
160	34	Wayne Wilson	vs. Miami	10/2/83
160	35	Earl Campbell	at Minnesota	11/24/85
158	29	Dalton Hilliard	at Atlanta	11/19/89
157	33	Rueben Mayes	vs. New England	11/30/86
157	24	Lamar Smith	at Indianapolis	9/27/98
156	29	Ricky Williams	at Atlanta	10/22/00
155	20	Craig Heyward	vs. Tampa Bay	11/11/90
148	22	Alvin Maxson	vs. St. Louis	12/8/74
147	24	Rueben Mayes	vs. Cleveland	9/13/87
147	31	Ricky Williams	at Carolina	10/14/01
146*	14	Tony Galbreath	at Kansas City	9/26/76
144	29	Rueben Mayes	vs. San Francisco	10/25/87
144	38	Ricky Williams	vs. Carolina	10/15/00
142	27	Andy Livingston	vs. Washington	9/21/69
142	28	George Rogers	at Houston	11/22/81
141	22	Mario Bates	vs. Atlanta	11/13/94
139	21	Deuce McAllister	vs. San Fran.	10/20/02
138	33	Wayne Wilson	at Chicago	9/19/82
138	28	Fred McAfee	vs. Atlanta	11/24/91
137	20	George Rogers	vs. Atlanta	11/6/83
136	30	Ricky Williams	vs. Minnesota	10/7/01
134	17	George Rogers	vs. Philadelphia	10/11/81
131	25	Rueben Mayes	at St. Louis	11/16/86
129	22	Mario Bates	at N.Y. Giants	12/15/96
128	28	Rueben Mayes	vs. San Francisco	11/2/86
128	21	Chuck Muncie	vs. Oakland	12/3/79
128	30	Ricky Williams	at Chicago	10/8/00
127	32	Deuce McAllister	at Baltimore	12/8/02
127	16	Don McCall	vs. Washington	9/22/68
127	25	Dalton Hilliard	vs. Atlanta	12/18/88
126*	25	Chuck Muncie	at Kansas City	9/26/76
125	25	Derek Brown	vs. Detroit	9/19/93
124	32	George Rogers	vs. L.A. Rams	12/18/83
123	21	Deuce McAllister	vs. Green Bay	9/15/02
123	23	Deuce McAllister	vs. Pittsburgh	10/6/02
123	33	George Rogers	vs. Kansas City	11/21/82
123	15	Mario Bates	at New England	12/3/95
122	18	George Rogers	at Cleveland	10/18/81
122*	19	Craig Heyward	at Cincinnati	11/4/90
121	29	Deuce McAllister	at Washington	10/13/02
121	24	Ricky Williams	at San Francisco	11/11/01
120	23	George Rogers	vs. Tampa Bay	11/29/81
120	28	Ricky Williams	vs. Indianapolis	11/18/01
117	28	Deuce McAllister	vs. Carolina	12/29/02
117	18	Chuck Muncie	vs. San Francisco	11/11/79
115	17	Deuce McAllister	vs. Atlanta	10/27/02
115	25	George Rogers	at San Francisco	9/27/81
115	25	Rueben Mayes	vs. Denver	11/20/88
115*	30	Rueben Mayes	at Cincinnati	11/4/90
114	21	George Rogers	at Buffalo	10/30/83
114	15	Jimmy Rogers	at Washington	10/26/80
113	26	Bob Gresham	at Green Bay	11/28/71
113	31	George Rogers	vs. Cincinnati	10/25/81
113	11	Hokie Gajan	vs. N.Y. Jets	11/21/83

Yds	Att	Player	Opponent	Date
112	19	Rueben Mayes	at Atlanta	11/16/87
112	24	Dalton Hilliard	vs. L.A. Rams	11/26/89
111	24	Ricky Williams	at N.Y. Giants	10/24/99
110	14	Tony Baker	at St. Louis	11/2/69
109	31	Deuce McAllister	at Tampa Bay	9/8/02
109	15	Chuck Muncie	vs. L.A. Rams	11/28/76
109	27	Mike Strachan	vs. Atlanta	11/2/75
109	11	Craig Heyward	vs. L.A. Raiders	10/23/88
108	22	Rueben Mayes	at Indianapolis	10/12/86
108	24	Wayne Wilson	at San Francisco	9/29/83
108	31	Wayne Wilson	at Dallas	9/25/83
108+	11	Aaron Brooks	at San Francisco	12/10/00
107	20	Chuck Muncie	vs. N.Y. Jets	12/4/77
107	30	George Rogers	vs. San Francisco	12/20/81
107	23	Ricky Williams	at Seattle	9/17/00
106	28	Dalton Hilliard	at New England	11/12/89
106	20	Gill Fenerty	vs. Minnesota	9/22/91
106	21	Derek Brown	vs. Green Bay	11/14/93
106	26	Mario Bates	at San Francisco	10/29/95
106	22	Mario Bates	vs. St. Louis	11/5/95
105	24	Mike Strachan	vs. Green Bay	10/12/75
104	10	Gill Fenerty	at L.A. Rams	12/9/90
103	18	Wayne Wilson	at Atlanta	10/9/83
103	20	Ricky Williams	vs. Philadelphia	9/24/00
102	13	Chuck Muncie	at St. Louis	10/23/77
102	20	George Rogers	vs. Atlanta	9/2/84
102	27	Ricky Williams	vs. Carolina	12/2/01
100	20	Tony Galbreath	vs. L.A. Rams	10/30/77

* - part of a dual 100-yard game
+ - only QB in team history to rush for 100 yards or more.

MOST BY PLAYER: George Rogers (16), Ricky Williams (12), Rueben Mayes (11), Deuce McAllister (8), Chuck Muncie (7), Mario Bates (6), Wayne Wilson (5), Dalton Hilliard (4), Craig Heyward (3), Derek Brown (2), Gill Fenerty (2), Tony Galbreath (2), Mike Strachan (2), Tony Baker (1), Aaron Brooks (1), Earl Campbell (1), Hokie Gajan (1), Bob Gresham (1), Andy Livingston (1), Alvin Maxson (1), Fred McAfee (1), Don McCall (1), Jimmy Rogers (1), Lamar Smith (1), Ray Zellars (1).

250YardPassingGames(110)

Yds	Player	A	C	Opponent	Date
441	Aaron Brooks	48	30	vs. Denver	12/3/00
377	Archie Manning	38	24	at San Francisco	12/7/80
376	Jim Everett	46	31	vs. Washington	9/11/94
370	Jim Everett	43	29	vs. Atlanta	9/17/95
364	Jim Everett	45	29	vs. Green Bay	12/16/95
355	Archie Manning	28	20	at San Francisco	9/23/79
355	Bobby Hebert	26	19	at Phoenix	10/18/92
354	Billy Joe Tolliver	45	28	vs. Tennessee	10/17/99
347	Aaron Brooks	37	22	at San Francisco	11/11/01
345	Billy Kilmer	32	22	at St. Louis	11/2/69
344	Archie Manning	32	22	at Pittsburgh	11/5/78
343	Jim Everett	27	23	at Denver	12/24/94
341	Wade Wilson	34	22	at Atlanta	9/12/93
335	Jim Everett	37	25	at Minnesota	11/19/95
333	Ken Stabler	43	29	vs. Tampa Bay	12/5/82
330	Aaron Brooks	40	26	vs. Carolina	12/2/01
328	Kerry Collins	44	22	at San Francisco	11/22/98
326	Jim Everett	37	26	vs. Kansas City	9/4/94
325	Dave Wilson	32	20	vs. Cincinnati	12/9/84
325	Billy Joe Tolliver	48	24	at Carolina	11/1/98
323	Archie Manning	32	23	at Atlanta	10/19/80
320	Bobby Hebert	39	28	vs. L.A. Raiders	12/16/91
318	Aaron Brooks	40	23	vs. Cleveland	11/24/02

317	Steve Walsh	42	25	at San Francisco	12/1/91
314	Archie Manning	40	25	vs. San Francisco	9/7/80
314	Archie Manning	36	25	at Detroit	10/12/80
308	Bobby Hebert	49	31	vs. San Francisco	10/8/89
307	Aaron Brooks	39	16	at New England	11/25/01
306	Archie Manning	40	25	vs. Philadelphia	11/9/80
303	Archie Manning	53	33	at Green Bay	9/10/78
302	John Fourcade	27	15	at Buffalo	12/10/89
301	Archie Manning	39	24	vs. New England	12/21/80
301	Bobby Hebert	35	22	at San Francisco	11/15/92
300	Dave Wilson	45	19	at Atlanta	10/20/85
296	Jim Everett	39	21	at Cincinnati	9/15/96
296	Billy Joe Tolliver	42	23	vs. Buffalo	12/27/98
295	Archie Manning	35	20	vs. Philadelphia	10/29/72
294	Richard Todd	27	21	at Cleveland	10/28/84
293	Jim Everett	26	17	at New England	12/3/95
292	Billy Kilmer	36	17	vs. Pittsburgh	12/15/68
292	Steve Walsh	39	22	at Houston	10/21/90
291	Archie Manning	45	28	at Green Bay	9/9/79
291	John Fourcade	28	21	vs. Indianapolis	12/24/89
291	Jim Everett	55	31	at San Francisco	9/25/94
291	Bobby Hebert	39	27	vs. Chicago	10/27/91
291	Aaron Brooks	54	28	at N.Y. Giants	9/30/01
288	Jeff Blake	26	20	vs. San Francisco	11/5/00
287	Archie Manning	27	17	at San Francisco	10/22/72
287	Jim Everett	47	31	at Atlanta	12/10/95
285	Bobby Scott	35	16	at St. Louis	10/23/77
285	Archie Manning	34	24	vs. Buffalo	9/21/80
285	Aaron Brooks	35	24	vs. Atlanta	12/17/00
284	Archie Manning	29	14	vs. Atlanta	9/2/79
282	Bobby Hebert	32	23	at Detroit	9/18/88
282	Bobby Hebert	32	23	at Green Bay	9/17/89
281	Bobby Hebert	28	18	vs. N.Y. Jets	10/15/89
280	Dave Wilson	30	18	at Denver	9/15/85
279	Ken Stabler	39	25	vs. Chicago	9/18/83
279	Bobby Hebert	32	19	at Washington	11/6/88
279	Aaron Brooks	30	20	at Atlanta	12/9/01
279	Aaron Brooks	20	31	at Atlanta	11/17/02
278	Danny Wuerffel	47	25	vs. New England	10/4/98
278	Jake Delhomme	27	16	vs. Dallas	12/24/99
277	Wade Wilson	45	27	vs. Atlanta	10/24/93
276	Billy Kilmer	37	22	vs. Dallas	9/28/69
276	Archie Manning	31	18	at N.Y. Giants	10/8/72
276	Dave Wilson	34	19	vs. Miami	12/7/86
276	Bobby Hebert	22	15	at L.A. Rams	10/22/89
276	Jim Everett	36	28	vs. Atlanta	11/13/94
274	Steve Walsh	38	23	at Washington	11/18/90
273	Bobby Hebert	37	17	vs. Dallas	10/3/88
273	Jim Everett	31	18	at Atlanta	12/11/94
272	Dave Wilson	33	20	vs. New England	11/30/86
272	Bobby Hebert	30	18	vs. Atlanta	10/29/89
271	Ken Stabler	35	24	vs. Atlanta	1/2/83
269	Steve Walsh	33	17	at L.A. Rams	11/3/91
269	Aaron Brooks	42	24	at Detroit	9/29/02
269	Aaron Brooks	40	23	vs. St. Louis	12/17/01
268	Archie Manning	27	20	at Seattle	11/18/79
267	Bobby Hebert	40	25	vs. San Francisco	9/27/92
267	Wade Wilson	43	25	L.A. Rams	12/12/93
266	Jim Everett	38	23	vs. San Francisco	9/3/95
265	Kerry Collins	43	25	at Arizona	12/20/98
264	Archie Manning	31	14	at Atlanta	11/25/79
264	Richard Todd	29	14	vs. St. Louis	9/23/84
264	Bobby Hebert	25	13	vs. Chicago	9/13/92
263	Archie Manning	48	24	at L.A. Rams	11/2/80
262	Billy Kilmer	24	14	at Washington	12/17/67
262	Jim Everett	44	28	at L.A. Raiders	11/20/94
261	Billy Kilmer	22	15	vs. San Francisco	12/13/70
261	Billy Joe Tolliver	29	14	at Atlanta	10/18/98
260	Aaron Brooks	42	24	at Tampa Bay	9/8/02
260	Jim Everett	40	20	vs. San Francisco	11/3/96

259	Bobby Hebert	25	16	vs. Washington	10/1/89
259	Billy Joe Hebert	42	18	vs. St. Louis	12/7/97
259	Jeff Blake	46	33	at San Diego	9/10/00
259	Aaron Brooks	20	37	at Carolina	11/10/02
256	Jim Everett	36	24	at Minnesota	11/6/94
256	Jim Everett	32	19	at N.Y. Giants	9/24/95
255	Bobby Hebert	24	16	vs. Tampa Bay	12/6/87
255	Jim Everett	32	22	vs. Carolina	9/8/96
255	Aaron Brooks	33	21	vs. Minnesota	12/15/02
254	Bobby Hebert	34	20	vs. San Francisco	12/15/85
254	Bobby Hebert	27	15	vs. Houston	12/13/87
254	Billy Joe Hebert	41	23	at St. Louis	11/28/99
254	Aaron Brooks	31	20	at St. Louis	10/28/01
254	Aaron Brooks	35	23	vs. San Francisco	10/20/02
252	Billy Joe Hebert	24	14	vs. Arizona	12/14/97
251	Archie Manning	37	25	vs. Houston	12/10/78
250	Archie Manning	36	25	at Tampa Bay	12/17/78

MOST BY PLAYER: Archie Manning (20), Jim Everett (18), Bobby Hebert (18), Aaron Brooks (16), Billy Joe Tolliver (7), Billy Kilmer (5), Dave Wilson (5), Steve Walsh (4), Ken Stabler (3), Wade Wilson (3), Jeff Blake (2), Kerry Collins (2), John Fourcade (2), Richard Todd (2), Jake Delhomme (1), Bobby Scott (1), Danny Wuerffel (1)

100YardReceivingGames(108)

Yds	No	Player	Opponent	Date
205	6	Wes Chandler	vs. Atlanta	9/2/79
200	6	Torrance Small	at Denver	12/24/94
180	10	Joe Horn	vs. San Francisco	11/5/00
179	9	Floyd Turner	vs. Chicago	10/27/91
170*	10	Joe Horn	vs. Denver	12/3/00
167	11	Willie Jackson	at San Francisco	11/11/01
165	8	Danny Abramowicz	at Cincinnati	11/29/70
164	3	Eric Martin	vs. Green Bay	9/14/86
159	4	Larry Burton	at Atlanta	11/2/75
156	12	Danny Abramowicz	vs. Pittsburgh	10/29/67
156	5	Michael Haynes	at Cincinnati	9/15/96
156	8	Willie Jackson	vs. St. Louis	12/17/01
154	3	Keith Poole	at Atlanta	10/18/98
153	8	Eric Martin	vs. Cleveland	10/14/90
151	8	Eric Martin	at Phoenix	10/18/92
150	9	Quinn Early	at Minnesota	11/19/95
150	13	Joe Horn	vs. Carolina	12/2/01
148	8	Sean Dawkins	at San Francisco	11/22/98

122	14	Tony Galbreath	at Green Bay	9/10/78
122	4	Andre Hastings	vs. Dallas	12/6/98
122*	8	Robert Wilson	vs. Denver	12/3/00
121	6	Henry Childs	at Seattle	11/18/79
121	5	Michael Haynes	vs. San Francisco	11/3/96
121	5	Randal Hill	at Chicago	10/5/97
121	8	Joe Horn	at St. Louis	10/28/01
120	4	Dave Parks	at N.Y. Giants	10/8/72
120	9	Eric Martin	vs. Philadelphia	12/18/89
120	5	Eric Martin	vs. Cincinnati	1/2/94
120	6	Andre Hastings	vs. St. Louis	12/7/97
120	6	Joe Horn	vs. Green Bay	9/15/02
119*	4	Ike Harris	vs. Philadelphia	11/9/80
119	6	Mike Jones	vs. Miami	12/7/86
117	7	Wes Chandler	vs. Atlanta	11/12/78
117*	3	Henry Childs	at Atlanta	11/25/79
117	8	Wes Chandler	at Atlanta	9/6/81
117	8	Quinn Early	vs. Green Bay	12/16/95
116	5	Eric Martin	at L.A. Rams	10/22/89
116	12	Joe Horn	at San Diego	9/10/00
116	7	Joe Horn	vs. Atlanta	12/17/00
115	4	Paul Seal	vs. Philadelphia	10/27/74
115	9	Danny Abramowicz	vs. Baltimore	10/19/69
115	5	Floyd Turner	vs. Atlanta	11/24/91
114	7	Dave Parks	at St. Louis	10/11/70
114	3	Michael Lewis	vs. Cleveland	11/24/02
113	5	Danny Abramowicz	vs. San Francisco	11/23/69
113*	4	Brett Bech	vs. Buffalo	12/27/98
113	9	Andre Hastings	at St. Louis	11/28/99
112	7	Henry Childs	at Green Bay	9/9/79
112*	10	Cameron Cleeland	vs. Buffalo	12/27/98
111	6	Hoby Brenner	at Atlanta	10/20/85
111	8	Eric Martin	vs. Denver	11/20/88
111	7	Eric Martin	vs. Houston	9/5/93
111	6	Donte' Stallworth	at Cincinnati	12/22/02
110	5	Danny Abramowicz	vs. San Francisco	9/26/71
110	5	Dave Parks	at San Francisco	10/22/72
110	5	Danny Dawkins	vs. Carolina	9/13/98
109	2	Walt Roberts	at Philadelphia	11/19/67
109	8	Joe Horn	vs. San Francisco	10/20/02
108	8	Joe Horn	at Tampa Bay	9/8/02
107	5	Eric Martin	vs. L.A. Rams	11/26/89
106	7	Tony Galbreath	vs. Oakland	12/3/79
106	6	Wes Chandler	at Detroit	10/12/80
106	5	Joe Horn	vs. Tampa Bay	12/1/02
105	6	Hoby Brenner	vs. Chicago	9/18/83
105	9	Danny Abramowicz	at Atlanta	12/7/69
105	5	Joe Horn	at San Francisco	12/10/00
105	8	Willie Jackson	at N.Y. Giants	9/30/01
104	6	Keith Poole	at Carolina	1/2/00
103	6	Dave Parks	vs. Pittsburgh	12/15/68
103	6	Wes Chandler	vs. San Francisco	12/3/78
103*	6	Wes Chandler	at Atlanta	11/25/79
103	6	Larry Hardy	vs. San Francisco	9/7/80
103	6	Lindsay Scott	vs. St. Louis	9/12/82
103	6	Eric Martin	vs. L.A. Rams	10/11/92
103	5	Michael Haynes	at Atlanta	12/11/94
102	6	Sean Dawkins	at Carolina	11/1/98
101	8	Danny Abramowicz	at N.Y. Giants	10/6/68
101	4	Tyrone Young	at Cleveland	10/28/84
101	3	Hoby Brenner	vs. Cincinnati	12/9/84
101	7	Eric Martin	at St. Louis	10/11/87
101	8	Quinn Early	vs. Kansas City	9/4/94
101	2	Eric Martin	vs. Tampa Bay	12/6/87
101	6	Joe Horn	at Carolina	11/10/02
100	3	Henry Childs	at Atlanta	11/26/78
100	4	Eric Martin	at Buffalo	12/10/89

* - part of a dual 100-yard game

MOST BY PLAYER: Eric Martin (18), Joe Horn (15), Danny Abramowicz (10), Wes Chandler (9), Henry Childs (5), Hoby Brenner (4), Quinn Early (4), Dave Parks (4), Sean Dawkins (3), Andre Hastings (3), Michael Haynes (3), Willie Jackson (3), Floyd Turner (3), Tony Galbreath (2), Randal Hill (2), Keith Poole (2), John Beasley (1), Brett Bech (1), Larry Burton (1), Cameron Cleeland (1), Al Dodd (1), Eugene Goodlow (1), Larry Hardy (1), Ike Harris (1), Mike Jones (1), Eddie Kennison (1), Michael Lewis (1), Walt Roberts (1), Lindsay Scott (1), Paul Seal (1), Torrance Small (1), Donte' Stallworth (1), Robert Wilson (1), Tyrone Young (1).

2.5SackGamesGames(37)

Sacks	Player	Opponent	Date
3.5	Jim Wilks	at Philadelphia	12/11/83
3	Bruce Clark	vs. Tampa Bay	9/9/84
2.5	Jim Wilks	at Atlanta	11/11/84
3	Bruce Clark	at L.A. Raiders	10/13/85
4	Rickey Jackson	at Atlanta	12/14/86
2.5	Jim Wilks	vs. N.Y. Giants	11/22/87
3	Rickey Jackson	at Cincinnati	12/20/87
4	Rickey Jackson	at Detroit	9/18/88
3	Pat Swilling	vs. N.Y. Giants	11/27/88
3	Pat Swilling	at L.A. Rams	10/22/89
3	Pat Swilling	vs. Atlanta	10/29/89
3.5	Pat Swilling	at Atlanta	11/19/89
3	Frank Warren	vs. Philadelphia	12/18/89
4	Pat Swilling	vs. Tampa Bay	11/11/90
3	Rickey Jackson	at Atlanta	9/29/91
2.5	Pat Swilling	at Philadelphia	10/13/91
2.5	Frank Warren	vs. Tampa Bay	10/20/91
3	Pat Swilling	at L.A. Rams	11/3/91
3	Rickey Jackson	vs. L.A. Rams	10/11/92
4	Wayne Martin	vs. Atlanta	12/3/92
3	Renaldo Turnbull	vs. Detroit	9/19/93
3	Renaldo Turnbull	at Phoenix	10/31/93
3	Rickey Jackson	vs. Green Bay	11/14/93
3	Darion Conner	at Tampa Bay	9/18/94
2.5	Wayne Martin	at N.Y. Giants	12/15/96
4	Wayne Martin	vs. Detroit	9/21/97
3	La'Roi Glover	vs. St. Louis	11/15/98
2.5	Brady Smith	vs. Carolina	9/12/99
3	La'Roi Glover	at Baltimore	12/19/99
3	La'Roi Glover	at Chicago	10/8/00
3	La'Roi Glover	vs. Carolina	10/15/00
3	Joe Johnson	at Carolina	11/12/00
3	La'Roi Glover	at St. Louis	11/26/00
3	Joe Johnson	at Buffalo	9/9/01
3	Charlie Clemons	at N.Y. Giants	9/30/01
3	Darrin Smith	vs. Pittsburgh	10/6/02
3	Darren Howard	at Washington	10/13/02

MOST BY PLAYER: Pat Swilling (7), Rickey Jackson (6), La'Roi Glover (5), Darren Howard (1), Wayne Martin (3), Jim Wilks (3), Bruce Clark (2), Joe Johnson (2), Renaldo Turnbull (2), Frank Warren (2), Darion Conner (1), Charlie Clemons (1), Brady Smith (1), Darrin Smith (1).

RegularSeason

400-499 yards total offense

Saints - **422, vs. San Francisco, 10/20/02 (179 rushing, 243 passing)**
Opponent - **423, at Cincinnati, 12/22/02 (240 rushing, 183 passing)**

500+ yards total offense

Saints - 557, at Atlanta, 9/12/93 (227 rushing, 330 passing)
Opponent - 513, at Arizona, 12/20/98 (119 rushing, 394 passing)

300-399 yards passing

Saints - **309, Aaron Brooks, vs. Cleveland, 11/24/02 (40-23-3)**
Opponent - 338, Kurt Warner, vs. St. Louis, 12/17/01 (32-23-0)

400+ yards passing

Saints - 441, Aaron Brooks, vs. Denver, 12/3/00 (30-48)
Opponent - 420, Warren Moon, at Minnesota, 11/6/94 (33-57)

6 TD passes

Saints - Billy Kilmer, at St. Louis Cardinals, 11/2/69
Opponent - Charley Johnson, at St. Louis Cardinals, 11/2/69

5 TD passes

Saints - has never happened
Saints - Steve Beuerlein, at Carolina, 1/2/00

4 TD passes

Saints - Jim Everett, vs. Miami, 10/15/95
Opponent - Jeff Garcia, vs. San Francisco, 1/6/02

100-199 yards rushing

Saints - **117, Deuce McAllister, vs. Carolina, 12/29/02 (28 att.)**
Opponent - **126, Corey Dillon, at Cincinnati, 12/22/02 (18 att.)**

Two 100-yard rushers in same game

Saints - 122, Craig Heyward (19 att.) & 115, Rueben Mayes (30 att.), at Cincinnati, 11/4/90
Opponent - 126, Otis Anderson (22 att.) & 102, Wayne Morris (22 att.), vs. St. Louis, 10/5/80

200-299 yards rushing

Saints - 203, Rueben Mayes, vs. Miami, 12/7/86 (28 att.)
Opponent - 220, Marshall Faulk, vs. St. Louis, 12/24/00 (32 att.)

3 TDs rushing

Saints - **Deuce McAllister, at Baltimore, 12/8/02**
Opponent - Lawrence Phillips, at St. Louis, 8/31/97

4 TDs rushing

Saints - has never happened
Opponent - Mike Anderson, vs. Denver, 12/3/00

100 yards receiving

Saints - **111, Donte' Stallworth at Cincinnati, 12/22/02 (6 rec.)**
Opponent - **113, Randy Moss vs. Minnesota, 12/15/02 (11 rec.)**

Two 100-yard receivers in same game

Saints - 170, Joe Horn (10 rec.) & 122, Robert Wilson (8 rec.), vs. Denver, 12/3/00
Opponent - 179, Isaac Bruce (7 rec.) & 107, Trung Canidate (10 rec.) at St. Louis, 10/28/01

200-299 yards receiving

Saints - 200, Torrance Small, at Denver, 12/24/94 (6 rec.)
Opponent - 220, Jimmy Smith, at Jacksonville, 11/21/99 (9 rec.)

300+ yards receiving

Saints - has never happened
Opponent - 336, Willie Anderson, vs. L.A. Rams, 11/26/89 (15 rec.) - NFL record

3 TD catches

Saints - Danny Abramowicz, vs. San Francisco, 8/6/71
Opponent - Issac Bruce, vs. St. Louis, 12/17/01

4 TD catches

Saints - has never happened
Opponent - Dave Williams, at St. Louis Cardinals, 11/2/69

3 TDs (rushing, receiving, return)

Saints - **Deuce McAllister, at Baltimore, 12/8/02 (all rushing)**
Opponent - Issac Bruce, vs. St. Louis, 12/17/01 (all receiving)

4 TDs (rushing, receiving, return)

Saints - has never happened
Opponent - Mike Anderson, vs. Denver, 12/3/00 (all rushing)

7 FG attempted (made)

Saints - Morten Andersen, vs. San Francisco, 10/25/87 (5 made)
Opponent - Bobby Howfield, at N.Y. Jets, 12/3/72 (6 made)

6 FG attempted (made)

Saints - has never happened
Opponent - Norm Johnson, vs. Atlanta, 11/13/94 (6 made)

5 FG attempted (made)

Saints - John Carney, at St. Louis, 10/28/01 (5 made)
Opponent - Jeff Wilkins, vs. St. Louis, 12/12/99 (3 made)

4 FG attempted (made)

Saints - **John Carney, vs. San Francisco, 10/20/02 (3 made)**
Opponent - **Jason Hanson, at Detroit, 9/29/02 (4 made)**
Saints - has never happened
Opponent - Norm Johnson, vs. Atlanta, 11/13/94 (6 att.)

5 FG made (attempts)

Saints - John Carney, at St. Louis, 10/28/01 (5 att.) - tied

club record
Opponent - John Kasay, vs. Carolina, 9/8/96 (5 att.)

4 FG made (attempts)
Saints - **John Carney, vs. Pittsburgh, 10/6/02 (4 att.)**
Opponent - Jason Hanson, at Detroit, 9/29/02 (4 att.)

3 interceptions
Saints - Sammy Knight, at Buffalo, 9/9/01 (40 yds.) - tied club record
Opponent - Ronde Barber, at Tampa Bay, 12/23/01 (56 yds., 1 TD)

Punt returned for TD
Saints - **Michael Lewis, at Washington, 10/13/02, (83 yds.)**
Opponent - Steve Smith, at Carolina, 10/14/01 (70 yds.)

Kickoff returned for TD
Saints - **Michael Lewis, vs. Minnesota, 12/15/02 (97 yds.)**
Opponent - Darrick Vaughn, vs. Atlanta, 12/17/00 (88 yds.)

Interception returned for TD
Saints - **James Allen, at Tampa Bay, 9/8/02 (0 yds.)**
Opponent - Ifeahny Ohaleté vs. Washington, 10/13/02 (78 yds.)

Fumble returned for TD
Saints - **Charles Grant, at Carolina, 11/10/02 (34 yds.)**
Opponent - James Hall, at Detroit, 9/29/02 (22 yds.)

Fumble recovered in end zone for TD
Saints - Austin Robbins, vs. St. Louis, 11/15/98
Opponent - Jerald Moore, at St. Louis, 9/6/98 (recovered own fumble in end zone)

Punt blocked
Saints - **Mel Mitchell at Baltimore, 12/8/02; Fred McAfee at Baltimore, 12/8/02**
Opponent - Robert Jones, vs.

St. Louis, 12/1/96

Punt blocked and returned for TD
Saints - Frank Warren, at San Diego, 11/17/91 (37 yds.)
Opponent - Mosi Tatupu, vs. New England, 11/30/86 (17 yds.)

Punt blocked & recovered in end zone for TD
Saints - Tommy Myers, at Detroit, 9/25/77
Opponent - Roy Bennett, at San Diego, 10/9/88

Punt blocked for a safety
Saints - Robert Massey, vs. Cleveland, 10/14/90
Opponent - Has never happened

Safety scored
Saints - Darren Howard pressured Vinnie Testaverde into intentional grounding, vs. N.Y. Jets, 11/4/01
Opponent - **Simeon Rice forced Aaron Brooks fumble that went out of end zone, vs. Tampa Bay, 12/1/02**

FG blocked
Saints - **Darren Howard, at Tampa Bay, 9/8/02 (47 yds.)**
Opponent - Richard Seymour, at New England, 11/25/01 (43 yds.)

FG blocked & returned for TD
Saints - Dave Waymer, at Seattle, 10/16/88 (58 yds.)
Opponent - Ron Fellows, at Dallas, 9/25/83 (62 yds.)

PAT kick missed
Saints - Doug Brien, vs. Carolina, 9/12/99
Opponent - Roger Ruzek, at Philadelphia, 12/26/93

PAT kick blocked
Saints - Jimmy Spencer and Gene Atkins, at Philadelphia, 12/26/93
Opponent - **Grady Jackson, at**

Cincinnati, 12/22/02

2-point attempt made
Saints - **Aaron Brooks pass to Joe Horn, vs. Minnesota, 12/15/02**
Opponent - **Daunte Culpepper run, vs. Minnesota, 12/15/02**

2-point attempt failed
Saints - **Deuce McAllister run, vs. Tampa Bay, 12/1/02**
Opponent - **Patrick Ramsey pass attempt, at Washington, 10/13/02**

60+ points
Saints - has never happened
Opponent - 62, vs. Atlanta, 9/16/73

50-59 points
Saints - 51, at Seattle, 11/21/76
Opponent - has never happened

40-49 points
Saints - **43, at Washington, 10/13/02**
Opponent - 40, vs. Washington, 12/30/01

Shutout
Saints - 12-0, at N.Y. Jets, 12/24/95
Opponent - 0-38, vs. San Francisco, 1/6/02

***2002 events in bold**

Scoring

Most Points
Saints - 18, Willie Jackson vs. St. Louis (12/30/00)
Opponent - 12 (4x), Anthony Carter vs. Minnesota (1/3/88), Michael Haynes vs. Atlanta (12/28/91), Fred Barnett vs. Philadelphia (1/3/93), Randy Moss at Minnesota (1/6/01)

Most Touchdowns
Saints - 3, Willie Jackson vs. St. Louis (12/30/00)
Opponent - 2 (4x), Anthony Carter vs. Minnesota (1/3/88), Michael Haynes vs. Atlanta (12/28/91), Fred Barnett vs. Philadelphia (1/3/93), Randy Moss at Minnesota (1/6/01)

Most PATs
Saints - 4, Doug Brien vs. St. Louis (12/30/00)
Opponent - 5, Chuck Nelson vs. Minnesota (1/3/88)

Rushing

Most Yards Gained
Saints - 49, Fred McAfee vs. Atlanta (12/28/91)
Opponent - 105, Heath Sherman vs. Philadelphia (1/3/93)

Most Attempts
Saints - 16, Terry Allen vs. St. Louis (12/30/00)
Opponent - 25, Robert Smith vs. Minnesota (1/6/01)

Most Touchdowns
Saints - 1 (2x), Dalton Hilliard vs. Atlanta (12/28/91), Craig Heyward vs. Philadelphia (1/3/93)
Opponent - 1 (4x), D.J. Dozier, Minnesota (1/3/88), Heath Sherman vs. Philadelphia (1/3/93), Kurt Warner vs. St. Louis (12/30/00), Robert Smith vs. Minnesota (1/6/01)

Highest Average Per Attempt (min. 4 rushes)
Saints - 7.0 (4-28 yds.), Vaughn Dunbar vs. Philadelphia (1/3/93)
Opponent - 12.8 (4-51 yds.), Daunte Culpepper at Minnesota (1/6/01)

Longest Scoring Rush
Saints - 1 (2x), Dalton Hilliard vs. Atlanta (12/28/91), Craig Heyward vs. Philadelphia (1/3/93)
Opponent - 8, D.J. Dozier vs. Minnesota (1/3/88)

Longest Non-Scoring Rush
Saints - 24, Vaughn Dunbar vs. Philadelphia (1/3/93)
Opponent - 30, Daunte Culpepper at Minnesota (1/6/01)

Passing

Most Total Yards Gained
Saints - 295, Aaron Brooks at Minnesota (1/6/01)
Opponent - 365, Kurt Warner vs. St. Louis (12/30/00)

Most Attempts
Saints - 48, Aaron Brooks at Minnesota (1/6/01)
Opponent - 40, Kurt Warner vs. St. Louis (12/30/00)

Most Completed
Saints - 30, Aaron Brooks at Minnesota (1/6/01)
Opponent - 24, Kurt Warner vs. St. Louis (12/30/00)

Most Touchdowns
Saints - 4, Aaron Brooks vs. St. Louis (12/30/00)
Opponent - 3 (2x), Kurt Warner vs. St. Louis (12/30/00), Daunte Culpepper at Minnesota (1/6/01)

Highest Completion Percentage (min. 10 att.)
Saints - 62.5 (30-of-48), Aaron Brooks at Minnesota (1/6/01)
Opponent - 60.0 (18-of-30), Chris Miller vs. Atlanta (12/28/91)

Longest Scoring Pass
Saints - 49, Aaron Brooks to Willie Jackson vs. St. Louis (12/30/00)
Opponent - 68, Daunte Culpepper to Randy Moss at Minnesota (1/6/01)

Longest Non-Scoring Pass
Saints - 50, Aaron Brooks to Willie Jackson vs. St. Louis (12/30/00)
Opponent - 38, Mike Tomczak to Dennis Gentry at Chicago (1/6/91)

Most Interceptions
Saints - 3, Bobby Hebert vs. Philadelphia (1/3/93)
Opponent - 3, Kurt Warner vs. St. Louis (12/30/00)

Receiving

Most Receptions
Saints - 13, Chad Morton at Minnesota (1/6/01) - tied NFL playoff record
Opponent - 8, Cris Carter at Minnesota (1/6/01)

Most Yards Gained
Saints - 144, Quinn Early vs. Philadelphia (1/3/93)
Opponent - 144, Michael Haynes vs. Atlanta (12/28/91)

Most Touchdowns
Saints - 3, Willie Jackson vs. St. Louis (12/30/00) - tied NFL playoff record
Opponent - 2 (3x), Michael Haynes vs. Atlanta (12/28/91), Fred Barnett vs. Philadelphia (1/3/93), Randy Moss at Minnesota (1/6/01)

INDIVIDUAL PLAYOFF RECORDS

Interceptions

Most Interceptions

Saints - 2, Sammy Knight vs. St. Louis (12/30/00)
Opponent - 2, Eric Allen vs. Philadelphia (1/3/93)

Long Interception Return

Saints - 52, Sammy Knight vs. St. Louis (12/30/00)
Opponent - 31, Deion Sanders vs. Atlanta (12/28/91)

Most Yards on Interceptions

Saints - 56 (2 int.), Sammy Knight vs. St. Louis (12/30/00)
Opponent - 31 (1 int.), Deion Sanders vs. Atlanta (12/28/91)

Touchdowns

Saints - none
Opponent - 1, Eric Allen (18) vs. Philadelphia (1/3/93)

Kickoff Returns

Most Return Yards

Saints - 139, Fred McAfee at Minnesota (1/6/01)
Opponent - 69, Tony Horne vs. St. Louis (12/30/00)

Most Returns

Saints - 7, Fred McAfee at Minnesota (1/6/01)
Opponent - 5, Tony Horne vs. St. Louis (12/30/00)

Long Return

Saints - 39, Fred McAfee vs. Atlanta (12/28/91)
Opponent - 39, Dennis Gentry at Chicago (1/6/91)

Touchdowns

Saints - none
Opponent - none

Punt Returns

Most Return Yards

Saints - 33, Chad Morton at Minnesota (1/6/01)
Opponent - 143, Anthony Carter vs. Minnesota (1/3/88)

Most Returns

Saints - 3 (3x), Patrick Newman vs. Philadelphia (1/3/93), Chad Morton vs. St. Louis (12/30/00), Morton at Minnesota (1/6/01)
Opponent - 6, Anthony Carter vs. Minnesota (1/3/88)

Long Return

Saints - 17, Chad Morton vs. St. Louis (12/30/00)
Opponent - 84t, Anthony Carter vs. Minnesota (1/3/88)

Touchdowns

Saints - none

Opponent - 1, Anthony Carter (84) vs. Minnesota (1/3/88)

Punting

Most Punts

Saints - 6 (2x), Brian Hansen vs. Minnesota (1/3/88), Toby Gowin vs. St. Louis (12/30/00)
Opponent - 5 (3x), Jeff Feagles vs. Philadelphia (1/3/93), John Baker vs. St. Louis (12/30/00), Mitch Berger at Minnesota (1/6/01)

Most Yards

Saints - 265, Brian Hansen vs. Minnesota (1/3/88)
Opponent - 256, Jeff Feagles vs. Philadelphia (1/3/93)

Highest Gross Average

Saints - 54.0, Tommy Barnhardt vs. Atlanta (12/28/91)
Opponent - 51.2, Jeff Feagles vs. Philadelphia (1/3/93)

Long Punt

Saints - 56, Tommy Barnhart vs. Atlanta (12/28/91)
Opponent - 60, Jeff Feagles vs. Philadelphia (1/3/93)

Most Punts Inside The 20

Saints - 2, Toby Gowin at Minnesota (1/6/01)
Opponent - 2, Jeff Feagles vs. Philadelphia (1/3/93)

Field Goals

Most Made

Saints - 2 (3x), Morten Andersen at Chicago (1/6/91), Andersen vs. Atlanta (12/28/91), Andersen vs. Philadelphia (1/3/93)
Opponent - 3 (2x), Chuck Nelson vs. Minnesota (1/3/88), Kevin Butler at Chicago (1/6/91)

Most Attempts

Saints - 4, Morten Andersen at Chicago (1/6/91)
Opponent - 4, Kevin Butler at Chicago (1/6/91)

Longest Field Goal Made

Saints - 47, Morten Andersen at Chicago (1/6/91)
Opponent - 44, Gary Anderson at Minnesota (1/6/01)

Defense (From Press Box Totals)

Most Combined Tackles

Saints - 12, Sam Mills at Chicago (1/6/91)
Opponent - 13, Dwayne Rudd at Minnesota (1/6/01)

Most Solo Tackles

Saints - 12, Sam Mills at Chicago (1/6/91)
Opponent - 10, Dwayne Rudd at Minnesota (1/6/01)

Most Sacks

Saints - 2, Renaldo Turnbull at Chicago

INDIVIDUAL PLAYOFF RECORDS

Saints 100-Yard Rushing Games
none

Opponent 100-Yard Rushing Games

105, Heath Sherman vs. Philadelphia (1/3/93)
102, Neal Anderson at Chicago (1/6/91)

Saints 250-Yard Passing Games

295, Aaron Brooks at Minnesota (1/6/01)
291, Bobby Hebert vs. Philadelphia (1/3/93)
273, Hebert vs. Atlanta (12/28/91)
266, Brooks vs. St. Louis (12/30/00)

Opponent 250-Yard Passing Games

365, Kurt Warner vs. St. Louis (12/30/00)
302, Daunte Culpepper at Minnesota (1/6/01)
291, Chris Miller vs. Atlanta (12/28/91)
219, Randall Cunningham vs. Philadelphia (1/3/93)

Saints 100-Yard Receiving Games

142, Willie Jackson vs. St. Louis (12/30/00)
125, Jackson at Minnesota (1/6/01)
106, Chad Morton at Minnesota (1/6/01)

Opponent 100-Yard Receiving Games

144, Michael Haynes vs. Atlanta (12/28/91)
127, Issac Bruce vs. St. Louis (12/30/00)
121, Randy Moss at Minnesota (1/6/01)
120, Cris Carter at Minnesota (1/6/01)
102, Fred Barnett vs. Philadelphia (1/3/9)

Miscellaneous

Longest Scoring Drive - Plays

Saints - 19, vs. Atlanta (12/28/91)
Opponent - 16, at Chicago (1/6/91)

Longest Scoring Drive - Yards

Saints - 83, at Minnesota (1/6/01)
Opponent - 84, vs. Atlanta (12/28/91)

Longest Scoring Drive - Time Elapsed

Saints - 10:49, vs. Atlanta (12/28/91)
Opponent - 8:31, at Chicago (1/6/91)

! worthnoting

Many Happy Returns

Michael Lewis shattered the NFL record of combined kickoff and punt return yardage with 2,432 yards in 2002 (breaking the mark of 2,187, set by WR MarTay Jenkins of Arizona in 2000). Voted to his first Pro Bowl and selected to the Associated Press All-Pro team, Lewis posted 1,807 yards in kickoff returns and 625 punt return yards - both totals were team records.

At Washington on Oct. 13, Lewis became the first player in club history to return a punt and a kickoff for a TD in a single game. He shook loose for a 90-yard kickoff return in the second quarter, then gave a stunning encore with an 83-yard punt return in the third quarter that tied for the longest in club record books (CB Tyrone Hughes vs. Philadelphia, 1993). His 286 return yards were the second-highest in team history for a game and he was voted NFC Special Teams Player of the Week.

Lewis took off on a 97-yard kickoff return for a touchdown vs. Minnesota to give him three TD returns in 2002, tying a team record (Hughes, 1993) for a single season. The 114 combined returns Lewis had (70 on kickoffs, 44 on punts) also set a new single-season club record, topping the 100 that Hughes posted in 1996.

NFL record for most combined return yardage in a season:

Player	Team	Year	Comb. Yds.	KO Yds.	Punt Yards
1. Michael Lewis	NO	2002	2,432	1,807	625
2. MarTay Jenkins	ARZ	2000	2,187	2,186	1
3. Charlie Rogers	SEA	2000	1,992	1,629	363
4. Tyrone Hughes	NO	1996	1,943	1,791	142

TEAMPLAYOFFRECORDS

Saints	Category	Opponents
28, vs. St. Louis (12/30/00)	Points	36, vs. Philadelphia (1/3/93)
23, vs. Atlanta (12/28/91)	FIRST DOWNS	28, vs. Minnesota (1/3/88)
4, at Minnesota (1/6/01)	Rushing	14, vs. Minnesota (1/3/88)
16 (2x), last vs. Philadelphia (1/3/93)	Passing	16, vs. St. Louis (12/30/00)
4, vs. Atlanta (12/28/91)	Penalty	1 (3x), last vs. Philadelphia (1/3/93)
8 (15 att.), vs. Atlanta (12/28/91)	3rd Down Conversions	10 (17 att.), at Minnesota (1/6/01)
2 (3 att.), at Minnesota (1/6/01)	4th Down Conversions	1 (4 att.), at Chicago (1/6/91)
360, Philadelphia (1/3/93)	TOTAL NET YARDS	429, at Minnesota (1/6/01)
67 (2x), last at Minnesota (1/6/01)	Total Offensive Plays	86, vs. Minnesota (1/3/88)
6.0, vs. Philadelphia (1/3/93)	Average Gain	6.8, at Minnesota (1/6/01)
76, vs. Philadelphia (1/3/93)	NET RUSHING YARDS	210, vs. Minnesota (1/3/88)
32, vs. St. Louis (12/30/00)	Attempts	50, vs. Minnesota (1/3/88)
4.1, at Minnesota (1/6/01)	Average Gain	4.9, vs. Philadelphia (1/3/93)
286, at Minnesota (1/6/01)	NET PASSING YARDS	350, vs. St. Louis (12/30/00)
2 (3x), last (9 yds.) at Minnesota (1/6/01)	Sacked (Yards)	6 (42 yds.), vs. Minnesota (1/3/88)
295, at Minnesota (1/6/01)	TOTAL PASSING YARDS	365, vs. St. Louis (12/30/00)
48, at Minnesota (1/6/01)	Attempts	40, vs. St. Louis (12/30/00)
30, at Minnesota (1/6/01)	Completions	24, vs. St. Louis (12/30/00)
4, vs. Minnesota (1/3/88)	Interceptions	3, vs. St. Louis (12/30/00)
8.1, vs. St. Louis (12/30/00)	Average Gain	9.7, at Minnesota (1/6/01)
6 (2x), last vs. St. Louis (12/30/00)	Punts	5 (3x), last at Minnesota (1/6/01)
54, vs. Atlanta (12/28/91)	Average	51.2, vs. Philadelphia (1/3/93)
101, vs. Minnesota (1/3/88)	TOTAL RETURN YARDAGE	188, vs. Minnesota (1/3/88)
31, vs. Philadelphia (1/3/93)	Punt Returns	143, vs. Minnesota (1/3/88)
139, at Minnesota (1/6/01)	Kickoff Returns	72, at Minnesota (1/6/01)
64, vs. St. Louis (12/30/00)	Interception Returns	36 (2x), last vs. Philadelphia (1/3/93)
7, at Minnesota (1/6/01)	Penalties	9, vs. St. Louis (12/30/00)
49, vs. Atlanta (12/28/91)	Penalty Yards	60 (2x), last at Minnesota (1/6/01)
4, vs. St. Louis (12/30/00)	Fumbles	4, vs. Minnesota (1/3/88)
2, vs. Minnesota (1/3/88)	Fumbles Lost	2 (2x), last vs. St. Louis (12/30/00)
4, vs. St. Louis (12/30/00)	TOUCHDOWNS	5, vs. Minnesota (1/3/88)
1 (2x), last vs. Philadelphia (1/3/93)	Rushing	1 (3x), last vs. St. Louis (12/30/00)
4, vs. St. Louis (12/30/00)	Passing	3 (4x), last at Minnesota (1/6/01)
0 (5x), last vs. St. Louis (12/30/00)	Returns	1 (2x), last vs. Philadelphia (1/3/93)
33:08, vs. Atlanta (12/28/91)	TIME OF POSSESSION	41:18, vs. Minnesota (1/3/88)

! worthnoting



The Specialists

Coached by Al Everest, the Saints special teams had a banner year in 2002. The units had three touchdown returns, five blocked kicks and a forced interception while rushing a punt for a game-winning touchdown in the opener. K John Carney posted the highest scoring total in club history with 130 points and drilled 31 of 35 field goal attempts, and KR Michael Lewis set an NFL record with 2,150 combined yards of kick and punt returns.

Two members of the special teams earned Pro Bowl honors – Lewis and coverage ace RB Fred McAfee – marking the first time since Tyrone Hughes in 1993 that a Saints player was voted to the postseason all-star game. And three players – McAfee (Week 1), Lewis (Week 6) and S Steve Gleason (Week 10) – were honored as NFC Special Teams Players of the Week.


SUPERBOWL/PROBOWLRESULTS

SuperBowl

Season (SB)	Result	Site	Stadium
1966 (I)	Green Bay 35, Kansas City 10	Los Angeles, Calif.	L.A. Memorial Col.
1967 (II)	Green Bay 33, Oakland 14	Miami, Fla.	Orange Bowl
1968 (III)	N.Y. Jets 16, Baltimore 7	Miami, Fla.	Orange Bowl
1969 (IV)	Kansas City 23, Minnesota 7	New Orleans, La.	Tulane Stadium
1970 (V)	Baltimore 16, Dallas 13	Miami, Fla.	Orange Bowl
1971 (VI)	Dallas 24, Miami 3	New Orleans, La.	Tulane Stadium
1972 (VII)	Miami 14, Washington 7	Los Angeles, Calif.	L.A. Memorial Col.
1973 (VIII)	Miami 24, Minnesota 7	Houston, Texas	Rice Stadium
1974 (IX)	Pittsburgh 16, Minnesota 6	New Orleans, La.	Tulane Stadium
1975 (X)	Pittsburgh 21, Dallas 17	Miami, Fla.	Orange Bowl
1976 (XI)	Oakland 32, Minnesota 14	Pasadena, Calif.	Rose Bowl
1977 (XII)	Dallas 27, Denver 10	New Orleans, La.	Louisiana Superdome
1978 (XIII)	Pittsburgh 35, Dallas 31	Miami, Fla.	Orange Bowl
1979 (XIV)	Pittsburgh 31, L.A. Rams 19	Pasadena, Calif.	Rose Bowl
1980 (XV)	Oakland 27, Philadelphia 10	New Orleans, La.	Louisiana Superdome
1981 (XVI)	San Francisco 26, Cincinnati 21	Pontiac, Mich.	Silverdome
1982 (XVII)	Washington 27, Miami 17	Pasadena, Calif.	Rose Bowl
1983 (XVIII)	L.A. Raiders 38, Washington 9	Tampa, Fla.	Tampa Stadium
1984 (XIX)	San Francisco 38, Miami 16	Palo Alto, Calif.	Stanford Stadium
1985 (XX)	Chicago 46, New England 10	New Orleans, La.	Louisiana Superdome
1986 (XXI)	N.Y. Giants 39, Denver 20	Pasadena, Calif.	Rose Bowl
1987 (XXII)	Washington 42, Denver 10	San Diego, Calif.	Jack Murphy Stadium
1988 (XXIII)	San Francisco 20, Cincinnati 16	Miami, Fla.	Joe Robbie Stadium
1989 (XXIV)	San Francisco 55, Denver 10	New Orleans, La.	Louisiana Superdome
1990 (XXV)	N.Y. Giants 20, Buffalo 19	Tampa, Fla.	Tampa Stadium
1991 (XXVI)	Washington 37, Buffalo 24	Minneapolis, Minn.	Metrodome
1992 (XXVII)	Dallas 52, Buffalo 17	Pasadena, Calif.	Rose Bowl
1993 (XXVIII)	Dallas 30, Buffalo 13	Atlanta, Ga.	Georgia Dome
1994 (XXIX)	San Francisco 49, San Diego 26	Miami, Fla.	Joe Robbie Stadium
1995 (XXX)	Dallas 27, Pittsburgh 17	Tempe, Ariz.	Sun Devil Stadium
1996 (XXXI)	Green Bay 35, New England 21	New Orleans, La.	Louisiana Superdome
1997 (XXXII)	Denver 31, Green Bay 24	San Diego, Calif.	Qualcomm Stadium
1998 (XXXIII)	Denver 34, Atlanta 19	Miami, Fla.	Pro Player Stadium
1999 (XXXIV)	St. Louis 23, Tennessee 17	Atlanta, Ga.	Georgia Dome
2000 (XXXV)	Baltimore 34, N.Y. Giants 7	Tampa, Fla.	Raymond James Stadium
2001 (XXXVI)	New England 20, St. Louis 17	New Orleans, La.	Louisiana Superdome
2002 (XXXVII)	Tampa Bay 48, Oakland 21	San Diego, Calif.	Qualcomm Stadium
2003 (XXXVIII)	Sunday, Feb. 1, 2004	Houston, Texas	Reliant Stadium

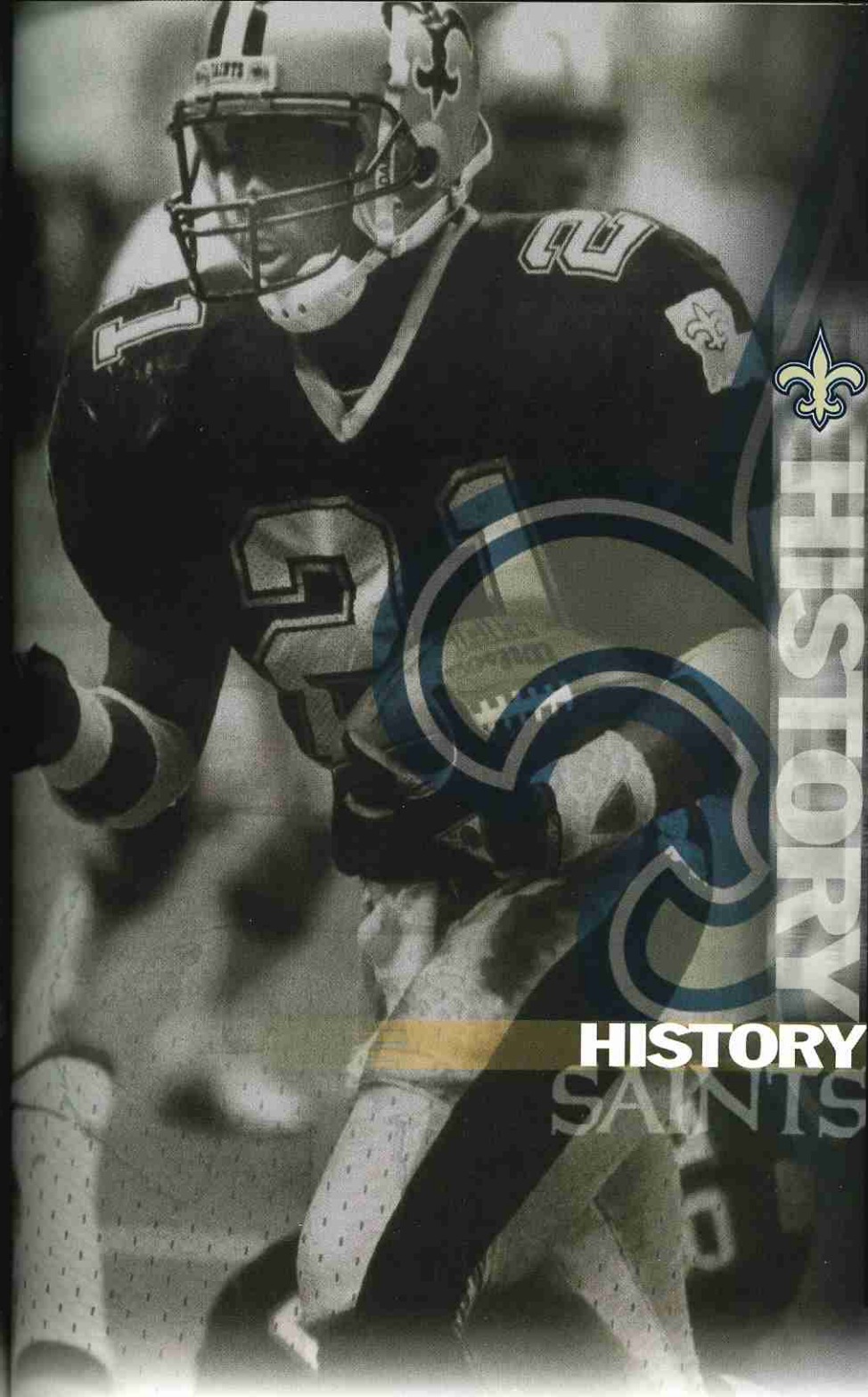
ProBowl

Season	Result	Season	Result	Season	Result
1971	NFC 27, AFC 6	1982	AFC 16, NFC 13	1993	AFC 23, NFC 20 ot
1972	AFC 26, NFC 13	1983	NFC 20, AFC 19	1994	NFC 17, AFC 3
1973	AFC 33, NFC 28	1984	NFC 45, AFC 3	1995	AFC 41, NFC 13
1974	AFC 15, NFC 13	1985	AFC 22, AFC 14	1996	NFC 20, AFC 13
1975	NFC 17, AFC 10	1986	NFC 28, AFC 24	1997	AFC 26, NFC 23
1976	NFC 23, AFC 20	1987	AFC 10, NFC 6	1998	AFC 23, NFC 10
1977	AFC 24, NFC 14	1988	AFC 15, NFC 6	1999	NFC 51, AFC 31
1978	NFC 14, AFC 13	1989	NFC 34, AFC 3	2000	AFC 38, NFC 17
1979	NFC 13, AFC 7	1990	NFC 27, AFC 21	2001	AFC 38, NFC 30
1980	NFC 37, AFC 27	1991	AFC 23, NFC 21	2002	AFC 45, NFC 20
1981	NFC 21, AFC 7	1992	NFC 21, AFC 15		



MICHAEL LEWIS

Michael Lewis had one of the greatest return seasons in NFL history in 2002. The New Orleans native shattered the NFL record for combined punt and kickoff return yardage with 2,432 yards, shook loose for three touchdowns (two off kickoffs and a punt return) and capped a memorable year by being voted to the Pro Bowl and picked as an All-Pro.



HISTORY

HISTORY

SAINTS

HISTORY



YEARBYYEAR

RegularSeason

Year	Overall	Pct.	Division	Coach	Home	Pct.	Road	Pct.
1985	5-11	.313	3rd-NFC West	Bum Phillips (4-8)* Wade Phillips (1-3)	3-5	.375	2-6	.250
1986	7-9	.438	4th-NFC West	Jim Mora	4-4	.500	3-5	.375
1987	12-3	.800	2nd-NFC West	Jim Mora	6-1	.857	6-2	.750
NFC Wild Card Playoffs: vs. <i>Minnesota</i> , L 10-44								
1988	10-6	.625	3rd-NFC West	Jim Mora	5-3	.625	5-3	.625
1989	9-7	.563	3rd-NFC West	Jim Mora	5-3	.625	4-4	.500
1990	8-8	.500	2nd-NFC West	Jim Mora	5-3	.625	3-5	.375
NFC Wild Card Playoffs: at <i>Chicago</i> , L 6-16								
1991	11-5	.688	1st-NFC West	Jim Mora	6-2	.750	5-3	.625
NFC Wild Card Playoffs: vs. <i>Atlanta</i> , L 20-27								
1992	12-4	.750	2nd-NFC West	Jim Mora	6-2	.750	6-2	.750
NFC Wild Card Playoffs: vs. <i>Philadelphia</i> , L 20-36								
1993	8-8	.500	2nd-NFC West	Jim Mora	4-4	.500	4-4	.500
1994	7-9	.438	2nd-NFC West	Jim Mora	3-5	.375	4-4	.500
1995	7-9	.438	5th-NFC West	Jim Mora	4-4	.500	3-5	.375
1996	3-13	.188	5th-NFC West	Jim Mora (2-6) [†] Rick Venturi (1-7)	2-6	.250	1-7	.125
1997	6-10	.375	4th-NFC West	Mike Ditka	3-5	.375	3-5	.375
1998	6-10	.375	3rd-NFC West	Mike Ditka	4-4	.500	2-6	.250
1999	3-13	.188	5th-NFC West	Mike Ditka	3-5	.375	0-8	.000
2000	10-6	.625	1st-NFC West	Jim Haslett	3-5	.375	7-1	.875
NFC Wild Card Playoffs: vs. <i>St. Louis</i> , W 31-28; NFC Divisional Playoff: at <i>Minnesota</i> , L 16-34								
2001	7-9	.438	3rd-NFC West	Jim Haslett	3-5	.375	4-4	.500
2002	9-7	.563	3rd-NFC West	Jim Haslett	4-4	.500	5-3	.625
Totals Since 1967: 218-323-5 (.399)					120-152-1	.440	98-171-4	.359
Tulane Stadium (1967-74):				23-32-1	.420			
Louisiana Superdome (1975-present):				97-120	.447			

PostSeason

Totals 1-5	.167	1-3	.250	0-2	.000
Louisiana Superdome (1975-present)	1-3	.250			

* – replaced by **Wade Phillips** on 11/25/85; † – replaced by **Rick Venturi** on 10/21/96;

SAINTSTIMELINE

1985

Jan. 27 - LB **Rickey Jackson**, DE **Bruce Clark** and P **Brian Hansen** represent the Saints at the Pro Bowl; **Feb. 14** - Negotiations for the sale of the Saints between **John Mecom, Jr.** and Chicago's **A.N. Pritzker** broke off, suddenly thrusting **Tom Benson**, negotiating in a secondary position for several weeks, to the forefront; **March 12** - New Orleanian **Tom Benson** reached agreement with **John Mecom, Jr.** for the sale of the Saints; **April 26** - Saints traded RB **George Rogers** and their 5th, 10th, and 11th round selections in the 1985 draft to the Washington Redskins for their top draft pick; **April 30** - Saints select Tennessee LB **Alvin Toles** as their first selection in the NFL draft; **May 31** - Ownership was transferred from **John W. Mecom, Jr.** to **Tom Benson** for the sale price of \$70.204 million. Benson becomes managing general partner of the Saints, opening the most successful era in club history; **Nov. 25** - Saints head coach **O.A. (Bum) Phillips** resigned as his son, defensive coordinator **Wade Phillips**, was named interim head coach, the ninth head coach in club history.

1986

Jan. 14 - With Benson now able to insert his management team, **Jim Finks** is named president/general manager of the Saints and joined in franchise ownership; **Jan. 22** - Interim head coach **Wade Phillips** and assistant coaches were released from their duties; **Jan 28** - **Jim Mora** named the Saints' 10th head coach; **April 29** - Saints selected Virginia T **Jim Dombrowski** with their first pick in the NFL draft; **July 19** - RB **Earl Campbell** announced his retirement; **Sept. 21** - **Mel Gray** broke team record with 101-yard kickoff return for a TD at San Francisco ... the return was the Saints' first for a score since 1977; **Nov. 9** - Saints record fifth shutout in team history, holding L.A. Rams' **Eric Dickerson** to 57 yards - including only nine in the 2nd half - in a 6-0 win ... the victory evened the Saints' mark at 5-5 after a 1-4 start; **Dec. 7** - RB **Rueben Mayes** broke the team's single-game record with 207 yards vs. the Miami Dolphins, but his final gain was called back along with the winning TD ... the Saints lost 31-27 thriller as Mayes finished with 203 rushing yards. **Dec. 21** - Saints finished season at 7-9 ... RB **Rueben Mayes** finished with 1,353 yards rushing (fourth in the NFL) and is named consensus Rookie of the Year ... He was named to the Pro Bowl along with LB **Rickey Jackson** and K **Morten Andersen**.

1987

April 28 - Saints selected Brigham Young DE **Shawn Knight** as their first pick in the NFL draft; **Aug. 17** - FB **Hokie Gajan**, who attempted to come back from a 1985 knee injury, retired following an injury to his other knee; **Sept. 21** - NFL Players Association announced that players would be on strike following the weekend's games; **Oct. 4** - Saints defeated the L.A. Rams 37-10 in Superdome before 29,745 fans in club's first replacement game ... QB **John Fourcade**, a New Orleans native, led Saints to the win with two TD passes; **Oct 15** - NFL Players Association announced that the strike is over, but not in time to play the coming weekend's games; **Oct. 18** - Saints beat Chicago, 19-17 on four **Florian Kempf** FGs in the final replacement game played by the Saints ... the replacements posted a 2-1 record; **Oct. 25** - Saints fall to San Francisco, 24-22 in a Superdome thriller ... following the game, head coach **Jim Mora** made his highly-publicized "coulda, woulda, shoulda" proclamation to the media; **Nov. 1** - On the franchise's 22nd birthday, Saints posted the largest margin of victory in team history, shutting out Atlanta 38-0 ... the win was the 1st in team-record nine consecutive triumphs to close out the season; **Nov. 29** - Saints held on with two magnificent goal-line stands in the final quarter to defeat the Pittsburgh Steelers, 20-16 ... the victory ensured Saints' first winning record ever; **Dec. 6** - Saints beat the Tampa Bay Buccaneers, 44-34 to lock up team's first playoff appearance; **Dec. 13** - Saints won seventh straight, 24-10 over the Houston Oilers which gave the Saints home field in the NFC Wild Card game; **Dec. 20** - Down 24-3 in the 2nd quarter, the Saints rallied behind backup QB **Dave Wilson** for a 31-24 win at Cincinnati, the biggest come-from-behind

SAINTSTIMELINE

effort at the time in Saints' history; **Dec. 27** - Saints beat Green Bay, 33-24 to close with 12-3 record ... later that night, the San Francisco 49ers won their final game which kept the Saints from winning their first division title and gaining home-field advantage in the NFC playoffs... the Saints were set to host the Minnesota Vikings in the NFC Wild Card game.

1988

Jan. 3 - Saints jump out to a 7-0 lead, but the Minnesota Vikings took a 31-10 halftime advantage on the way to a 44-10 win over New Orleans in the NFC Wild Card game at the Superdome ... RB **Rueben Mayes** sustained torn ligaments in his knee, requiring surgery; **Feb. 7** - A club-record six Saints - K **Morten Andersen**, TE **Hoby Brenner**, G **Brad Edelman**, RB **Rueben Mayes**, LB **Sam Mills**, CB **Dave Waymer** - were tabbed for the Pro Bowl in Honolulu ... President/General Manager **Jim Finks** was honored as the NFL Executive of the Year and Coach **Jim Mora** was named NFL Coach of the Year; **April 24** - The Saints took FB **Craig Heyward** with their first selection in the NFL draft; **Nov. 20** - Saints score biggest win in team history in 42-0 romp over the Denver Broncos ... The win clinched the Saints' second consecutive winning season; **Dec. 11** - Saints finish the season with a 10-6 record.

1989

March 22 - NFL commissioner **Pete Rozelle**, who presided over the league for 29 years, announced his retirement at the NFL meetings in Palm Springs, Calif.; **April 23** - The Saints selected Arkansas DE **Wayne Martin** with their 1st selection in the NFL draft; **July 6** - NFL owners meet in Chicago for a 1st vote for a successor to retiring commissioner **Pete Rozelle** ... Saints President/General Manager **Jim Finks**, the only candidate, falls just short of the votes needed for election; **Sept. 10** - Saints score only opening-day shutout in team history with 28-0 win over Dallas in the Superdome; **Oct. 26** - Meeting in Cleveland, NFL owners select **Paul Tagliabue** to succeed **Pete Rozelle** as league commissioner; **Nov. 20** - Commissioner **Paul Tagliabue** appoints Saints President/General Manager **Jim Finks** as chairman of the NFL Competition Committee; **Dec. 24** - A 41-6 win over Indianapolis gave the Saints a 9-7 record, the Saints' third-consecutive winning season ... RB **Dalton Hilliard**, along with LBs **Vaughan Johnson** and **Pat Swilling** were selected to represent the Saints in the Pro Bowl ... T **Kevin Haverdink** and CB **Robert Massey** were named to several All-Rookie squads.

1990

Feb. 23 - Saints announce preseason schedule, which includes participation in American Bowl 1990 with the Oakland Raiders, played in Wembley Stadium in London, England; **April 22** - Saints selected DE **Renaldo Turnbull** with their first pick in the NFL draft; **Aug. 5** - Saints beat the Oakland Raiders, 17-10 in American Bowl in London's Wembley Stadium; **Dec. 31** - On New Year's Eve, a national TV audience saw the Saints' **Morten Andersen** kick a 24-yard FG with :02 left to beat the L.A. Rams, 20-17 which evened the Saints' final record at 8-8 and gave the club a berth in the NFC playoffs.

1991

Jan. 6 - The Chicago Bears defeat the Saints, 16-6, in the NFC Wild Card game in Chicago's Soldier Field; **Feb. 3** - LBs **Vaughan Johnson** and **Pat Swilling** represented the Saints in the Pro Bowl, along with K **Morten Andersen** ... DE **Renaldo Turnbull** led NFC rookies with a then club rookie record nine sacks as he was selected to several All-Rookie teams; **April 21** - The Saints took Miami (Fla.) WR **Wesley Carroll** with their first pick in the 2nd round of the NFL draft; **July 27** - Former RB **Earl Campbell**, who played the final two seasons of his career with the Saints from 1984-85, was inducted into the Pro Football Hall of Fame in Canton, Ohio; **Sept. 8** - The Saints defeated the Kansas City Chiefs, 17-0 for the first 2-0 start in team history ... The Saints win seven-straight games to open the season; **Dec. 16** - A 27-0 win over the L.A. Raiders broke a four-game losing streak, clinched a

SAINTSTIMELINE

playoff spot and kept the Saints in the hunt for the NFC West title; **Dec. 22** - In Phoenix, the Saints beat the Cardinals 27-3 and won their first NFC West title with an 11-5 record ... the Saints defense allowed the fewest points in the league and were second in yards allowed; **Dec. 29** - Vying for the Saints' first playoff victory, the Falcons came from behind to defeat New Orleans, 27-20, at the Superdome.

1992

Feb. 2 - A total of four Saints were chosen for the NFC squad in the Pro Bowl ... LBs **Vaughan Johnson**, **Sam Mills** and **Pat Swilling** were named starters for the NFC, the most linebackers from a team in league history ... Special teams player **Bennie Thompson** also made the trip to Honolulu; **Dec. 3** - A close, 22-14 win over the Atlanta Falcons finished a three-game, 11-day stretch which put the Saints in the playoffs for the third consecutive year; **Dec. 26** - The Saints clinched the home-field advantage in the NFC Wild Card game with a 20-0 win over the N.Y. Jets on the road ... the Saints finished with a team-best 12-4 mark ... the club led the NFL in least points allowed with a club-record 202 ... New Orleans also led the NFL in most sacks (57) and least sacks allowed (15), the first time since 1977 that a club led the league in both categories.

1993

Jan. 3 - With the Saints holding a 20-7 lead in the 3rd quarter, the Philadelphia Eagles roared back with 26 fourth-quarter points to win the NFC Wild Card game, 36-20 over the Saints at the Superdome; **Feb. 7** - A club-record tying six Saints - LBs **Rickey Jackson**, **Vaughan Johnson**, **Sam Mills** and **Pat Swilling**, K **Morten Andersen** and C **Joel Hilgenberg** - participated in the Pro Bowl; **April 25** - LB **Pat Swilling** was traded by the Saints to the Detroit Lions for the their first- and fourth-round picks in the 1993 draft ... The Saints picked T **William Roaf** with the eighth overall selection; **April 29** - At a press conference, Owner **Tom Benson** announces that President/General Manager **Jim Finks** has been diagnosed with cancer. Finks entered the hospital on April 26, after the NFL draft ... Benson takes over temporarily in Finks' position during his absence; **April 30** - The disease that afflicted Saints President/General Manager **Jim Finks** was confirmed as lung cancer; **May 19** - A sports bill calling in part for renovations to the Louisiana Superdome and a new practice facility for the Saints passes state lawmakers in a vote in Baton Rouge; **July 14** - President/General Manager **Jim Finks** resigned; **July 31** - The Saints beat the Philadelphia Eagles, 28-16 in Tokyo, Japan in the third international exhibition game the Saints have played; **Sept. 12** - Saints establish a club record with 557 yards of total offense in a 34-31 road victory over the Atlanta Falcons; **Oct. 3** - The Saints defeated the L.A. Rams 37-6 in Anaheim, which improved their record to 5-0; **Dec. 28** - Three Saints, LBs **Renaldo Turnbull** & **Rickey Jackson** and PR/KR **Tyrone Hughes** were chosen to represent the NFC in the Pro Bowl ... Hughes was the four rookie in club history to receive the honor.

1994

Jan. 2 - The Saints close out the 1993 season with a 20-13 victory over the Cincinnati Bengals for an 8-8 record; **Jan. 4** - **Bill Kuharich** is promoted to VP of Football Operations; **April 24** - The Saints chose Louisville DE **Joe Johnson** with their first pick in the NFL draft; **May 8** - After battling lung cancer for more than a year, former Saints President/General Manager **Jim Finks** passed away at his Metairie home at the age of 66; **Oct. 23** - The Saints beat the L.A. Rams, 37-34 at the Superdome as **Tyrone Hughes** returned two kickoffs for TDs on his way to setting or tying seven team and four NFL records; **Dec. 24** - The Saints finish the season with a 7-9 record.

1995

Jan. 26 - An early-morning fire caused severe damage at the club's Saints Drive practice facility ... The two-alarm fire forced the team to move its operation out of the main building that was

SAINTSTIMELINE

constructed in 1967; **Jan. 31** - Former Buffalo Bills LB **Jim Haslett** is hired as LBs coach for the Saints; **Feb. 5** - DE **Wayne Martin** and T **William Roaf** participated in Pro Bowl; **March 13** - The Superdome Commission approves the sale of \$14.5 million in bonds that will go toward the construction of a new practice facility for the Saints in Metairie; **April 22** - The Saints selected Washington State LB **Mark Fields** with their first pick in the NFL draft; **June 8** - Groundbreaking ceremonies are held for the Saints' new practice facility on Airline Drive in Metairie; **July 29** - The late **Jim Finks**, who served as the Saints' President/General Manager from 1986-93, was inducted into the Pro Football Hall of Fame in Canton, Ohio; **Dec. 24** - The Saints close the season with a 7-9 mark for the second-straight season.

1996

Jan. 12 - **Bill Kuharich**, VP of Football Operations was promoted to VP/General Manager; **Jan. 30** - **Jim Haslett** was promoted to defensive coordinator; **Feb. 4** - T **William Roaf** and CB **Eric Allen** participated in the Pro Bowl; **April 15** - For the first time in club history, the entire Saints organization is housed under one roof with the move to the club's new facility at 5800 Airline Drive in Metairie; **April 20** - The Saints selected Oregon CB **Alex Molden** with their first pick in the NFL draft; **July 26** - Saints played in Hall of Fame Game for third time in franchise history as the Indianapolis Colts won, 10-3 at Canton, Ohio; **Oct. 21** - After a 19-7 defeat to the Carolina Panthers a day earlier, Saints head coach **Jim Mora**, the longest-tenured coach in all of professional sports at the time, resigned after 10 1/2 years with the club ... Mora, who led the Saints to their first winning seasons and first playoff appearances, ended his stay with a short statement thanking owner **Tom Benson** and the Saints fans for their support; **Oct. 23** - **Rick Venturi**, the Saints' linebackers coach, was named interim head coach, the 11th head coach in team history; **Dec. 12** - T **William Roaf** was selected as a starter for the NFC in the Pro Bowl, his third-consecutive selection ... DT **Wayne Martin** was chosen to the NFC team as an alternate; **Dec. 21** - The Saints finished the season with a 3-13 record.

1997

Jan. 28 - **Bill Kuharich** was promoted to President/General Manager/Chief Operating Officer of the Saints ... **Mike Ditka**, who won Super Bowl XX as a head coach, SB XIII as an assistant coach and SB VI as a player, was named the 12th head coach in club history; **April 19** - The Saints selected Colorado G **Chris Naeole** with their first pick in the NFL draft; **Oct. 19** - The Saints were shut out by the Carolina Panthers, 13-0, which snapped the club's 216-game scoring streak, the fifth-longest in NFL history and the second-longest active streak; **Nov. 16** - In the shortest OT game in NFL history, the Saints defeated the Seattle Seahawks, 20-17, on a **Doug Brien** 38-yard FG just 17 seconds into the extra period; **Dec. 21** - The Saints finished the season with a 6-10 mark.

1998

April 18 - The Saints selected San Diego State T **Kyle Turley** as their 1st pick in the NFL draft; **Dec. 27** - The Saints finish the season with a 6-10 record.

1999

Jan. 21 - **Dick Stanfel**, who served as offensive line coach for the Saints from 1997-98 and 1976-80 and was head coach for the final four games of 1980, announced his retirement; **April 17** - The Saints acquired the fifth overall selection from the Washington Redskins in exchange for the Saints' first- and third- through seventh-round draft choices in 1999 and New Orleans' first- and third-round picks in 2000 ... With the fifth overall pick, the Saints selected Texas RB **Ricky Williams**, the 1998 Heisman Trophy winner ... It marks the first time in NFL history that a single player represented a team's entire draft class; **May 19** - **Charles Bailey** is named assistant general manager; **Dec. 7** - Owner **Tom Benson** released a statement that said, "I will take whatever steps necessary at the end of the regular season to

FOR MORE INFO LOG ON TO

www.neworleanssaints.com

SAINTSTIMELINE

make the New Orleans Saints a winning franchise."

2000

Jan. 2 - The Saints finish the 1999 season with a 3-13 overall record; **Jan. 5** - Owner **Tom Benson** fired 22 employees, including President/General Manager **Bill Kuharich** and Coach **Mike Ditka**; **Jan. 27** - Following through on his promise to "take whatever steps are necessary ...", Owner **Tom Benson** hired **Randy Mueller** as General Manager of Football Operations and **Arnold D. Fielkow** as Director of Administration; **Feb. 3** - Former Saints assistant coach and defensive coordinator **Jim Haslett** was named as the 13th head coach in club history; **Feb. 23** - Saints signed former San Diego Chargers DT **Norman Hand** to a five-year deal ... It was the eighth free-agent acquisition of 2000, marking the busiest offseason in club history and placing them at the top of the league in free agent activity; **March 9** - Saints named Nicholls State University in Thibodaux, La., as their new summer training camp home; **April 15** - Saints picked Kansas State DE **Darren Howard** in the second round with their opening selection in the NFL draft; **July 31** - The club traded LB **K.D. Williams** and the third-round selection in the 2001 NFL draft to the Green Bay Packers for QB **Aaron Brooks** and TE **Lamont Hall**; **Oct. 8** - After a 1-3 start, the Saints reeled off a six-game winning streak, starting with a 31-10 win at the Chicago Bears. It was the fourth-longest win streak in club history; **Nov. 26** - Saints defeat the defending Super Bowl Champion St. Louis Rams on the road, 31-24, for franchise's 200th all-time victory; **Dec. 3** - Saints QB **Aaron Brooks** set the club passing yards mark (441) vs. the Denver Broncos in the Superdome in a 38-23 loss; **Dec. 10** - Saints set club record for road victories with a 7-1 mark after a 31-27 comeback win at the San Francisco 49ers ... QB **Aaron Brooks** sets a team record for quarterbacks with 108 yards rushing on 11 carries at the Niners ... Saints also set NFL record for best road record turnaround after an 0-8 record in 1999; **Dec. 17** - Saints all but wrapped up NFC playoff berth after 23-7 victory over Atlanta in the Superdome; **Dec. 18** - Saints clinched second NFC West title after St. Louis lost, 38-35 at Tampa Bay ... the Saints were the seventh team since 1990 to go from last place to a division title the next season; **Dec. 24** - Saints wrapped up the regular season with a 10-6 mark after they overcame injuries to eight starters ... Coach **Jim Haslett** was selected Coach of the Year by several organizations ... The Saints defense set a club mark with 66 sacks, tied for the sixth-most in NFL history ... DT **La'Roi Glover** captured the NFL sack title with a club record-tying 17 while DE **Darren Howard** had a club rookie record 11 sacks ... WR **Joe Horn** set club marks for receptions (94) and reception yards (1,340); **Dec. 28** - DE **Joe Johnson** selected as the NFL Comeback Player of the Year by the *Associated Press* after he missed 1999 with a ruptured patellar tendon in his right knee suffered during training camp; **Dec. 30** - Saints won in postseason for the first time, a 31-28 victory over the St. Louis Rams in a NFC Wild Card Playoff game at the Superdome ... WR **Willie Jackson** tied a NFL postseason mark with three TD catches and QB **Aaron Brooks** threw four TD passes ... the win was clinched after the Saints' **Brian Milne** recovered a fumbled fair catch by the Rams' **Az-Zahir Hakim** with 1:51 remaining.

2001

Jan. 6 - Saints lost in the NFC Divisional Playoff at the Minnesota Vikings, 34-16 to end the club's storybook 2000 season ... Coach **Jim Haslett** was selected as the NFL Coach of the Year by the *Associated Press*; **Feb. 4** - A club record-tying six Saints participated in the Pro Bowl in Honolulu: DT **La'Roi Glover**, DE **Joe Johnson** and T **William Roaf** started while WR **Joe Horn**, LB **Mark Fields** and LB **Keith Mitchell** were selected as reserves; **April 21** - Saints picked Ole Miss RB **Deuce McAllister** with their first selection in the NFL draft; **May 7** - Saints and Nicholls State University reached a four-year deal to keep training camp at the Thibodaux, La. school; **Sept. 30** - Saints played the first NFL game in New York after the attacks of Sept. 11 in a 21-13 loss at the N.Y. Giants;

2002

SAINTSTIMELINE

Jan. 6 - Saints concluded 2001 season with 7-9 mark; **Feb. 9** - S **Sammy Knight** and DT **La'Roi Glover** started in the Pro Bowl; **March 7** - Owner **Tom Benson** announced that he will start an Arena Football League team, the New Orleans Voodoo; **March 8** - Saints traded RB **Ricky Williams** to the Miami Dolphins for a first-round selection in the 2002 draft and a conditional third-round selection in 2003 (upgraded to a first-round pick in 2003 based on Williams' performance); **March 26** - Saints traded T **William Roaf** to the Kansas City Chiefs for a conditional 4th round pick in the 2003 draft (upgraded to a third-round pick in 2003 with Roaf's playing time); **April 20** - Saints picked Tennessee WR **Donte' Stallworth** with their first selection in the NFL draft; **May 9** - Saints released General Manager of Football Operations **Randy Mueller** from his contract; **May 13** - Saints promoted **Mickey Loomis** to General Manager of Football Operations from Director of Football Administration; **Aug. 7** - Signed Coach **Jim Haslett** to a multi-year contract extension; **Sept. 7** - Signed QB **Aaron Brooks** to a six-year contract extension; **Sept. 22** - Saints charge back from 20-point deficit vs. Bears at Memorial Stadium in Champaign, Ill. QB **Aaron Brooks** tossed three TDs in the final three quarters, including a 29-yard scoring toss to WR **Donte' Stallworth** with 1:11 remaining that proved to be the game-winner. The victory was the 20th of Coach **Jim Haslett**'s coaching career; **Sept. 29** - WR **Donte' Stallworth** became the first rookie in 20 years to catch a touchdown in his first four NFL games; **Oct. 13** - At Washington, WR **Michael Lewis** became the seventh player in NFL history - and the first in team record books - to return a punt and a kickoff for a touchdown in the same game. His 286 return yards vs. the Redskins ranked as the second-highest in Saints history. Lewis was named NFC Special Teams Player of the Week for his efforts in the 43-27 victory; **Oct. 20** - Saints improve to 6-1 with 35-27 win over San Francisco in the Superdome. In the win over the 49ers, QB **Aaron Brooks** passed for three touchdowns and ran for another and was named NFC Offensive Player of the Week. Five of New Orleans' first six victories came over playoff teams from 2001; **Dec. 8** - WR **Donte' Stallworth** hauls in a 28-yard touchdown at Baltimore, giving him a team rookie-record seven scoring catches for the season. He finishes the year with eight; **Dec. 29** - RB **Deuce McAllister** rushed for 117 yards on 28 carries in finale vs. Carolina, his eighth 100-yard performance of the season (second-most in club history to the nine RB **George Rogers** posted in 1981) ... WR **Michael Lewis** finished the season with an NFL-record 2,432 yards of combined kickoff and punt return yardage. Lewis posted 1,807 yards in kickoff returns and 625 yards in punt returns - both team records ... K **John Carney** finished the year with a team-record 130 points. He also tied a team mark with 31 field goals, pulling even with K **Morten Andersen**'s total in 1985 ... Saints conclude 2002 season at 9-7.

2003

Feb. 2 - Saints represented in Pro Bowl by WR **Joe Horn**, RB **Deuce McAllister**, kick/punt returner WR **Michael Lewis** and special teams ace RB **Fred McAfee**; **March 5** - Saints sign three free agents: CB **Ashley Ambrose** (four-year contract), T **Wayne Gandy** (six-year contract) and LB **Orlando Ruff** (three-year contract); **March 7** - Saints sign free agent P **Mitch Berger**, agree to terms with K **John Carney**; **March 13** - Saints trade 2003 sixth-round pick to the Minnesota Vikings for QB **Todd Bouman**; **March 21** - Saints trade T **Kyle Turley** to the St. Louis Rams for a second-round pick in 2004; **April 14** - Saints sign free agent TE **Ernie Conwell** to a five-year contract; **April 15** - Club announces 2003 training camp will be held at the team's practice facility in Metairie, La.; **April 19** - Saints trade third- and seventh-round picks in 2003 and an undisclosed pick in 2004 to New England Patriots for S **Tebucky Jones**; **April 26** - The Saints select Georgia DT **Johnathan Sullivan** sixth overall. The choice was acquired from Arizona after New Orleans traded the Cardinals its two first-round picks (16th and 17th overall). As part of the deal, the two clubs also swapped second-round picks and the Saints received Arizona's fourth-round selection. **May 13** - Owner **Tom Benson** announces he will bring an Arena Football expansion franchise to the city, the New Orleans VooDoo. The club is to begin play in February of 2004. **May 27** - The Saints traded seventh-round pick in 2004 to the Miami Dolphins for LB **Derrick Rodgers**.

SAINTS UNIFORM HISTORY

1967: Helmets - Gold helmet, black Fleur-de-Lis emblem with white outline on both sides with black/white/black center stripes and gray facemasks. **Jerseys** - Black, gold numerals (white trim) with white and gold sleeve stripes and TV numerals on shoulder; White, gold numerals (black trim) with black and gold sleeve stripes and TV numerals on shoulder. **Pants** - Gold with black/white/black stripes. **Socks** - White with black and gold stripes.

1968: Helmets - Gold helmet, black Fleur-de-Lis emblem with white outline on both sides with black/white/black center stripes (first 2 games) and gray facemasks. Center stripes were changed to white/black/white for the final 12 games.

1969: Helmets (Preseason only) - Black helmet, gold Fleur-de-Lis emblem with white outline on both sides with white/gold/white center stripes and gray facemasks. Saints' helmets have been exclusively gold in color since with black/white/black center stripes. **Jerseys** - Black, solid white numerals with white and gold sleeve stripes and TV numerals on shoulder; White, solid black numerals with black and gold sleeve stripes and TV numerals on shoulder; Both black and white jerseys were changed to 1967-68 style for the final nine games. NFL 50th Anniversary patch worn on right sleeve.

1970: Jerseys - Black, solid white numerals with white and gold sleeve stripes and TV numerals on shoulder; White, solid black numerals with white and gold sleeve stripes and TV numerals on shoulder.

1975: Jerseys - TV numerals moved to sleeves. **Pants** - White with black/gold/black stripes.

1976: Helmets - Facemask color changed to black. **Pants** - Black with gold/white/gold stripes worn with white jerseys only.

1983: Jerseys - Numerals changed to "San Diego" screen-on style (Thin border around the numeral with no contact between the numeral & border). **Socks** - White with solid black.

1986: Jerseys - Sleeve stripes eliminated & TV numerals moved to shoulder; Fleur-de-Lis and Louisiana emblem on both sleeves. **Pants** - Gold with wide solid black stripe, Fleur-de-Lis and Louisiana emblem inside the stripe at the hip worn with both jerseys. **Socks** - White with

wide gold stripe on black background.

1991: Jerseys - Saints' 25th anniversary patch worn on right front shoulder.

1994: Jerseys - As part of the NFL's 75th Anniversary celebration, team wore 1967-style "throwback" uniforms for the 3rd through 5th games of the season; NFL 75th anniversary patch worn on right front shoulder.

1996: Jerseys - White, gold numerals with black trim, Fleur-de-Lis emblem on sleeve and TV numerals on shoulder; Black, gold numerals with white trim, Fleur-de-Lis emblem on sleeve and TV numerals on shoulder; Saints' 30th anniversary patch worn on right front shoulder. **Pants** - Gold with wide solid black stripe and gold Fleur-de-Lis emblem inside stripe at the hip. **Socks** - White with solid black.

1999: Jerseys - White, black numerals with gold trim; no changes to black jerseys. **Pants** - Black with wide solid gold stripe and black Fleur-de-Lis emblem inside stripe at the hip worn with white jersey only.

2000: Helmets - Fleur-de-Lis emblem updated with white/gold/black outline. **Jerseys** - Only change was updated Fleur-de-Lis emblem on sleeve. Team wore white jersey in NFC Wild Card game vs. St. Louis Rams, instead of usual home black. **Pants** - Gold with wide solid black stripe and gold Fleur-de-Lis emblem inside stripe at the hip worn with both jerseys.

2001: Jerseys - Wore white as primary jersey for all games except road games when opponent wore white (black jerseys worn). **Pants** - Solid black with gold Fleur-de-Lis emblem at the hip with both jerseys. Saints wore all-black combination for first time at Carolina (10/14) and for the final two games of the season.

2002: Jerseys - Gold alternate jersey with black numerals and white trim added. **Pants** - Solid gold with black Fleur-de-Lis emblem at the hip with black jersey. Black with wide solid gold stripe and black Fleur-de-Lis emblem inside stripe at the hip worn with white and gold jerseys.

SEASON RESULTS (1985-87)

HOME GAMES IN BOLD CAPS - All attendance figures from 1990-present are based on tickets distributed
MN - Monday Night; SN - Sunday Night; TN - Thursday Night; FR - Friday; SAT - Saturday

1985: 5-11 (3rd-NFC West)

Head Coaches: Bum Phillips (12 games, 4-8) & Wade Phillips (4 games, 1-3)			
9/8	KANSAS CITY CHIEFS	LOUISIANA SUPERDOME	L 27-47 57,760
9/15	at Denver Broncos	Mile High Stadium	L 23-34 74,488
9/22	TAMPA BAY BUCCANEERS	LOUISIANA SUPERDOME	W 20-13 45,320
9/29	at San Francisco 49ers	Candlestick Park	W 20-17 58,053
10/6	PHILADELPHIA EAGLES	LOUISIANA SUPERDOME	W 23-21 56,364
10/13	at L.A. Raiders	L.A. Memorial Coliseum	L 13-23 48,152
10/20	at Atlanta Falcons	Atlanta-Fulton County Stadium	L 24-31 44,784
10/27	N.Y. GIANTS	LOUISIANA SUPERDOME	L 13-21 54,082
11/3	at L.A. Rams	Anaheim Stadium	L 10-28 49,030
11/10	SEATTLE SEAHAWKS	LOUISIANA SUPERDOME	L 3-27 47,365
11/17	at Green Bay Packers (Milw.)	Milwaukee County Stadium	L 14-38 52,104
11/24	at Minnesota Vikings	Metrodome	W 30-23 54,117
12/1	L.A. RAMS	LOUISIANA SUPERDOME	W 29-3 44,122
12/8	at St. Louis Cardinals	Busch Stadium	L 16-28 29,527
12/15	SAN FRANCISCO 49ERS	LOUISIANA SUPERDOME	L 19-31 46,065
12/22	ATLANTA FALCONS	LOUISIANA SUPERDOME	L 10-16 37,717
			294-401 799,410

1986: 7-9 (4th-NFC West)

Head Coach: Jim Mora			
9/7	ATLANTA FALCONS	LOUISIANA SUPERDOME	L 10-31 67,950
9/14	GREEN BAY PACKERS	LOUISIANA SUPERDOME	W 24-10 46,383
9/21	at San Francisco 49ers	Candlestick Park	L 17-26 58,297
9/28	at N.Y. Giants	Giants Stadium	L 17-20 72,769
10/5	WASHINGTON REDSKINS	LOUISIANA SUPERDOME	L 6-14 57,378
10/12	at Indianapolis Colts	Hoosier Dome	W 17-14 53,512
10/19	TAMPA BAY BUCCANEERS	LOUISIANA SUPERDOME	W 38-7 43,355
10/26	at N.Y. Jets	Giants Stadium	L 23-28 44,246
11/2	SAN FRANCISCO 49ERS	LOUISIANA SUPERDOME	W 23-10 53,234
11/9	L.A. RAMS	LOUISIANA SUPERDOME	W 6-0 62,352
11/16	at St. Louis Cardinals	Busch Stadium	W 16-7 32,069
11/23	at L.A. Rams	Anaheim Stadium	L 13-26 58,600
11/30	NEW ENGLAND PATRIOTS	LOUISIANA SUPERDOME	L 20-21 58,259
12/7	MIAMI DOLPHINS	LOUISIANA SUPERDOME	L 27-31 64,761
12/14	at Atlanta Falcons	Atlanta-Fulton County Stadium	W 14-9 39,994
12/21	at Minnesota Vikings	Metrodome	L 17-33 51,209
			288-287 864,368

1987: 12-3 (2nd-NFC West)

Head Coach: Jim Mora			
9/13	CLEVELAND BROWNS	LOUISIANA SUPERDOME	W 28-21 59,900
9/20	at Philadelphia Eagles	Veterans Stadium	L 17-27 57,485
10/4	L.A. RAMS	LOUISIANA SUPERDOME	W 37-10 29,745
10/11	at St. Louis Cardinals	Busch Stadium	L 19-24 11,795
10/18	at Chicago Bears	Soldier Field	W 19-17 46,813
10/25	SAN FRANCISCO 49ERS	LOUISIANA SUPERDOME	L 22-24 60,497
11/1	at Atlanta Falcons	Atlanta-Fulton County Stadium	W 38-0 42,196
11/8	at L.A. Rams	Anaheim Stadium	W 31-14 43,379
11/15	at San Francisco 49ers	Candlestick Park	W 26-24 60,436
11/22	N.Y. GIANTS	LOUISIANA SUPERDOME	W 23-14 67,639
11/29	at Pittsburgh Steelers	Three Rivers Stadium	W 20-16 47,896
12/6	TAMPA BAY BUCCANEERS	LOUISIANA SUPERDOME	W 44-34 66,471
12/13	HOUSTON OILERS	LOUISIANA SUPERDOME	W 24-10 68,257
12/20	at Cincinnati Bengals	Riverfront Stadium	W 41-24 43,424
12/27	GREEN BAY PACKERS	LOUISIANA SUPERDOME	W 33-24 68,364
			422-283 774,297

SEASON RESULTS (1988-90)

1/3 MINNESOTA VIKINGS
NFC Wild Card Playoff
LOUISIANA SUPERDOME L 10-44 68,127

1988: 10-6 (3rd-NFC West)

9/4	SAN FRANCISCO 49ERS	Head Coach: Jim Mora	L	33-34	66,357
9/11	at Atlanta Falcons	LOUISIANA SUPERDOME	W	29-21	48,901
9/18	at Detroit Lions	Atlanta-Fulton County Stadium	W	22-14	32,943
9/25	TAMPA BAY BUCCANEERS	Silverdome	W	13-9	66,671
10/3	DALLAS COWBOYS - MN	LOUISIANA SUPERDOME	W	20-17	68,474
10/9	at San Diego Chargers	LOUISIANA SUPERDOME	W	23-17	42,693
10/16	at Seattle Seahawks	Jack Murphy Stadium	W	20-19	63,569
10/23	L.A. RAIDERS	Kingdome	W	20-6	66,249
10/30	L.A. RAMS	LOUISIANA SUPERDOME	L	10-12	68,238
11/6	at Washington Redskins	LOUISIANA SUPERDOME	L	24-27	54,183
11/13	at L.A. Rams	R.F.K. Stadium	W	14-10	63,305
11/20	DENVER BRONCOS	Anaheim Stadium	W	42-0	68,075
11/27	N.Y. GIANTS - SN	LOUISIANA SUPERDOME	L	12-13	66,526
12/4	at Minnesota Vikings	LOUISIANA SUPERDOME	L	3-45	61,215
12/11	at San Francisco 49ers	Metrodome	L	17-30	62,977
12/18	ATLANTA FALCONS	Candlestick Park	W	10-9	60,566
		LOUISIANA SUPERDOME			312-283 960,942

1989: 9-7 (3rd-NFC West)

9/10	DALLAS COWBOYS	Head Coach: Jim Mora	W	28-0	66,977
9/17	at Green Bay Packers	LOUISIANA SUPERDOME	L	34-35	55,809
9/24	at Tampa Bay Buccaneers	Lambeau Field	L	10-20	44,053
10/1	WASHINGTON REDSKINS	Tampa Stadium	L	14-16	64,358
10/8	SAN FRANCISCO 49ERS	LOUISIANA SUPERDOME	L	20-24	60,488
10/15	N.Y. JETS	LOUISIANA SUPERDOME	W	29-14	59,521
10/22	at L.A. Rams	Anaheim Stadium	W	40-21	57,567
10/29	ATLANTA FALCONS	LOUISIANA SUPERDOME	W	20-13	65,153
11/6	at San Francisco 49ers - MN	Candlestick Park	L	13-31	60,667
11/12	at New England Patriots	Sullivan Stadium	W	28-24	47,680
11/19	at Atlanta Falcons	Atlanta-Fulton County Stadium	W	26-17	53,173
11/26	L.A. RAMS - SN	LOUISIANA SUPERDOME	L	17-20	64,274
12/3	at Detroit Lions	Silverdome	L	14-21	38,550
12/10	at Buffalo Bills	Rich Stadium	W	22-19	70,037
12/18	PHILADELPHIA EAGLES - MN	LOUISIANA SUPERDOME	W	30-20	59,218
12/24	INDIANAPOLIS COLTS	LOUISIANA SUPERDOME	W	41-6	49,009
				386-301	916,534

1990: 8-8 (2nd-NFC West)

9/10	SAN FRANCISCO 49ERS - MN	Head Coach: Jim Mora	L	12-13	68,629
9/16	at Minnesota Vikings	LOUISIANA SUPERDOME	L	3-32	56,272
9/23	PHOENIX CARDINALS	Metrodome	W	28-7	61,110
10/7	at Atlanta Falcons	LOUISIANA SUPERDOME	L	27-28	57,401
10/14	CLEVELAND BROWNS	Atlanta-Fulton County Stadium	W	25-20	68,608
10/21	at Houston Oilers	LOUISIANA SUPERDOME	W	10-23	57,908
10/28	DETROIT LIONS	Astrodome	L	10-27	64,368
11/4	at Cincinnati Bengals	LOUISIANA SUPERDOME	W	21-7	60,067
11/11	TAMPA BAY BUCCANEERS	Riverfront Stadium	W	35-7	67,865
11/18	at Washington Redskins	LOUISIANA SUPERDOME	W	17-31	52,573
11/25	ATLANTA FALCONS	R.F.K. Stadium	W	10-7	68,629
12/2	at Dallas Cowboys	LOUISIANA SUPERDOME	L	13-17	60,087
12/9	at L.A. Rams	Texas Stadium	W	24-20	56,864
12/16	PITTSBURGH STEELERS	Anaheim Stadium	L	6-9	68,582
12/23	at San Francisco 49ers	LOUISIANA SUPERDOME	W	13-10	60,112
12/31	L.A. RAMS - MN	Candlestick Park	W	20-17	68,647
		LOUISIANA SUPERDOME		274-275	997,722

1/6 at Chicago Bears
NFC Wild Card Playoff
Soldier Field L 6-16 60,767

SEASON RESULTS (1991-93)

1991: 11-5 (1st-NFC West)

9/1	SEATTLE SEAHAWKS	Head Coach: Jim Mora	W	27-24	68,492
9/8	at Kansas City Chiefs	LOUISIANA SUPERDOME	W	17-10	74,816
9/15	L.A. RAMS - SN	Arrowhead Stadium	W	24-7	68,583
9/22	MINNESOTA VIKINGS	LOUISIANA SUPERDOME	W	26-0	68,591
9/29	at Atlanta Falcons	Atlanta-Fulton County Stadium	W	27-6	56,556
10/13	at Philadelphia Eagles	Veterans Stadium	W	13-6	64,224
10/20	TAMPA BAY BUCCANEERS	LOUISIANA SUPERDOME	W	23-7	68,591
10/27	CHICAGO BEARS	LOUISIANA SUPERDOME	L	17-20	68,591
11/3	at L.A. Rams	Anaheim Stadium	W	24-17	58,713
11/10	SAN FRANCISCO 49ERS	LOUISIANA SUPERDOME	W	10-3	68,591
11/17	at San Diego Chargers	Jack Murphy Stadium	L	21-24	48,420
11/24	ATLANTA FALCONS - SN	LOUISIANA SUPERDOME	L	20-23	68,591
12/1	at San Francisco 49ers	Candlestick Park	L	24-38	62,092
12/8	at Dallas Cowboys	Texas Stadium	L	14-23	64,530
12/16	L.A. RAIDERS - MN	LOUISIANA SUPERDOME	W	27-0	68,625
12/22	at Phoenix Cardinals	Sun Devil Stadium	W	27-3	30,928
				341-211	1,008,934

12/28 ATLANTA FALCONS
NFC Wild Card Playoff
LOUISIANA SUPERDOME L 20-27 68,794

1992: 12-4 (2nd-NFC West)

9/6	at Philadelphia Eagles	Head Coach: Jim Mora	L	13-15	63,513
9/13	CHICAGO BEARS	Veterans Stadium	L	13-15	63,513
9/20	at Atlanta Falcons	LOUISIANA SUPERDOME	W	28-6	68,591
9/27	SAN FRANCISCO 49ERS - SN	Georgia Dome	W	10-7	67,328
10/4	at Detroit Lions	LOUISIANA SUPERDOME	L	10-16	68,591
10/11	L.A. RAMS - SN	Silverdome	W	13-7	66,971
10/18	at Phoenix Cardinals	LOUISIANA SUPERDOME	W	13-10	68,591
11/1	TAMPA BAY BUCCANEERS	Sun Devil Stadium	W	30-21	27,735
11/8	at New England Patriots	LOUISIANA SUPERDOME	W	23-21	68,591
11/15	at San Francisco 49ers	Foxboro Stadium	W	31-14	45,413
11/23	WASHINGTON REDSKINS - MN	Candlestick Park	L	20-21	64,895
11/29	MIAMI DOLPHINS	LOUISIANA SUPERDOME	W	20-3	68,591
12/3	ATLANTA FALCONS - TN	LOUISIANA SUPERDOME	W	24-13	68,591
12/13	at L.A. Rams	LOUISIANA SUPERDOME	W	22-14	68,591
12/20	BUFFALO BILLS	Anaheim Stadium	W	37-14	47,355
12/26	at N.Y. Jets - SAT	LOUISIANA SUPERDOME	L	16-20	68,591
		Giants Stadium	W	20-0	45,614
				330-202	977,552

1/3 PHILADELPHIA EAGLES
NFC Wild Card Playoff
LOUISIANA SUPERDOME L 20-36 68,893

1993: 8-8 (4th-NFC West)

9/5	HOUSTON OILERS - SN	Head Coach: Jim Mora	W	33-21	69,029
9/12	at Atlanta Falcons	LOUISIANA SUPERDOME	W	34-31	64,287
9/19	DETROIT LIONS	Georgia Dome	W	14-3	69,039
9/26	SAN FRANCISCO 49ERS	LOUISIANA SUPERDOME	W	16-13	69,041
10/3	at L.A. Rams	Anaheim Stadium	W	37-6	50,709
10/17	at Pittsburgh Steelers	Three Rivers Stadium	L	14-37	56,056
10/24	ATLANTA FALCONS	LOUISIANA SUPERDOME	L	15-26	69,043
10/31	at Phoenix Cardinals	Sun Devil Stadium	W	20-17	36,778
11/4	GREEN BAY PACKERS	LOUISIANA SUPERDOME	L	17-19	69,043
11/22	at San Francisco 49ers - MN	Candlestick Park	L	7-42	66,500
11/28	at Minnesota Vikings	Metrodome	W	17-14	53,030
12/5	at Cleveland Browns	Municipal Stadium	L	13-17	60,388
12/12	L.A. RAMS	LOUISIANA SUPERDOME	L	20-23	69,033
12/20	N.Y. GIANTS - MN	LOUISIANA SUPERDOME	L	14-24	69,036
12/26	at Philadelphia Eagles	Veterans Stadium	L	26-37	50,085
1/2	CINCINNATI BENGALS	LOUISIANA SUPERDOME	W	20-13	58,036
				317-343	979,133

FOR MORE INFO LOG ON TO

www.neworleanssaints.com 317

SEASON RESULTS (1994-96)

1994: 7-9 (2nd-NFC West)

Head Coach: Jim Mora				
9/4	KANSAS CITY CHIEFS	LOUISIANA SUPERDOME	L	17-30
9/11	WASHINGTON REDSKINS	LOUISIANA SUPERDOME	L	24-38
9/18	at Tampa Bay Buccaneers	Tampa Stadium	W	9-7
9/25	at San Francisco 49ers	Candlestick Park	L	13-24
10/2	N.Y. GIANTS	LOUISIANA SUPERDOME	W	27-22
10/9	at Chicago Bears	Soldier Field	L	7-17
10/16	SAN DIEGO CHARGERS	LOUISIANA SUPERDOME	L	22-36
10/23	L.A. RAMS	LOUISIANA SUPERDOME	W	37-34
11/6	at Minnesota Vikings	Metrodome	L	20-21
11/13	ATLANTA FALCONS	LOUISIANA SUPERDOME	W	33-32
11/20	at L.A. Raiders	L.A. Memorial Coliseum	L	19-24
11/28	SAN FRANCISCO 49ERS - MN	LOUISIANA SUPERDOME	L	14-35
12/4	at L.A. Rams	Anaheim Stadium	W	31-15
12/11	at Atlanta Falcons - SN	Georgia Dome	W	29-20
12/19	DALLAS COWBOYS - MN	LOUISIANA SUPERDOME	L	16-24
12/24	at Denver Broncos - SAT	Mile High Stadium	W	30-28
				348-407
				903,213

1995: 7-9 (5th-NFC West)

Head Coach: Jim Mora				
9/3	SAN FRANCISCO 49ERS	LOUISIANA SUPERDOME	L	22-24
9/10	at St. Louis Rams	Busch Stadium	L	13-17
9/17	ATLANTA FALCONS	LOUISIANA SUPERDOME	L	24-27
9/24	at N.Y. Giants	Giants Stadium	L	29-45
10/1	PHILADELPHIA EAGLES	LOUISIANA SUPERDOME	L	10-15
10/15	MIAMI DOLPHINS	LOUISIANA SUPERDOME	W	33-30
10/22	at Carolina Panthers	Clemson Memorial Stadium	L	3-20
10/29	at San Francisco 49ers	3Com Park	W	11-7
11/5	ST. LOUIS RAMS	LOUISIANA SUPERDOME	W	19-10
11/12	INDIANAPOLIS COLTS	LOUISIANA SUPERDOME	W	17-14
11/19	at Minnesota Vikings	Metrodome	L	24-43
11/26	CAROLINA PANTHERS - SN	LOUISIANA SUPERDOME	W	34-26
12/3	at New England Patriots	Foxboro Stadium	W	31-17
12/10	at Atlanta Falcons	Georgia Dome	L	14-19
12/16	GREEN BAY PACKERS - SAT	LOUISIANA SUPERDOME	L	23-34
12/24	at N.Y. Jets	Giants Stadium	W	12-0
				319-348
				854,771

1996: 3-13 (5th-NFC West)

Head Coaches: Jim Mora (8 games, 2-6) & Rick Venturi (8 games, 1-7)				
9/1	at San Francisco 49ers	3Com Park	L	11-27
9/8	CAROLINA PANTHERS	LOUISIANA SUPERDOME	L	20-22
9/15	at Cincinnati Bengals	Riverfront Stadium	L	15-30
9/22	ARIZONA CARDINALS	LOUISIANA SUPERDOME	L	14-28
9/29	at Baltimore Ravens	Memorial Stadium	L	10-17
10/6	JACKSONVILLE JAGUARS	LOUISIANA SUPERDOME	W	17-13
10/13	CHICAGO BEARS	LOUISIANA SUPERDOME	W	27-24
10/20	at Carolina Panthers	Ericsson Stadium	L	7-19
11/3	SAN FRANCISCO 49ERS - SN	LOUISIANA SUPERDOME	L	17-24
11/10	HOUSTON OILERS	LOUISIANA SUPERDOME	L	14-31
11/17	at Atlanta Falcons	Georgia Dome	L	15-17
11/24	at Tampa Bay Buccaneers	Houlihan's Stadium	L	7-13
12/1	ST. LOUIS RAMS	LOUISIANA SUPERDOME	L	10-26
12/8	ATLANTA FALCONS	LOUISIANA SUPERDOME	L	15-31
12/15	at N.Y. Giants	Giants Stadium	W	17-3
12/21	at St. Louis Rams	Trans World Dome	L	13-14
				229-339
				736,864

SEASON RESULTS (1997-99)

1997: 6-10 (4th-NFC West)

Head Coach: Mike Ditka				
8/31	at St. Louis Rams	Trans World Dome	L	24-38
9/7	SAN DIEGO CHARGERS	LOUISIANA SUPERDOME	L	6-20
9/14	at San Francisco 49ers	3Com Park	L	7-33
9/21	DETROIT LIONS	LOUISIANA SUPERDOME	W	35-17
9/28	at N.Y. Giants	Giants Stadium	L	9-14
10/5	at Chicago Bears - SN	Soldier Field	W	20-17
10/12	ATLANTA FALCONS	LOUISIANA SUPERDOME	L	17-23
10/19	CAROLINA PANTHERS	LOUISIANA SUPERDOME	L	0-13
10/26	SAN FRANCISCO 49ERS	LOUISIANA SUPERDOME	L	0-23
11/9	at Oakland Raiders	Oakland Coliseum	W	13-10
11/16	SEATTLE SEAHAWKS	LOUISIANA SUPERDOME	W	20-17
11/23	at Atlanta Falcons	Georgia Dome	L	3-20
11/30	at Carolina Panthers	Ericsson Stadium	W	16-13
12/7	ST. LOUIS RAMS	LOUISIANA SUPERDOME	L	27-34
12/14	ARIZONA CARDINALS	LOUISIANA SUPERDOME	W	27-10
12/21	at Kansas City Chiefs	Arrowhead Stadium	L	13-25
				237-327
				911,223

1998: 6-10 (3rd-NFC West)

Head Coach: Mike Ditka				
9/6	at St. Louis Rams	Trans World Dome	W	24-17
9/13	CAROLINA PANTHERS	LOUISIANA SUPERDOME	W	19-14
9/27	at Indianapolis Colts	RCA Dome	W	19-13
10/4	NEW ENGLAND PATRIOTS	LOUISIANA SUPERDOME	L	27-30
10/11	SAN FRANCISCO 49ERS	LOUISIANA SUPERDOME	L	0-31
10/18	at Atlanta Falcons	Georgia Dome	L	23-31
10/25	TAMPA BAY BUCCANEERS	LOUISIANA SUPERDOME	W	9-3
11/1	at Carolina Panthers	Ericsson Stadium	L	17-31
11/8	at Minnesota Vikings	Metrodome	L	24-31
11/15	ST. LOUIS RAMS	LOUISIANA SUPERDOME	W	24-3
11/22	at San Francisco 49ers - SN	3Com Park	L	20-31
11/29	at Miami Dolphins	Pro Player Stadium	L	10-30
12/6	DALLAS COWBOYS	LOUISIANA SUPERDOME	W	22-3
12/13	ATLANTA FALCONS	LOUISIANA SUPERDOME	L	17-27
12/20	at Arizona Cardinals	Sun Devil Stadium	L	17-19
12/27	BUFFALO BILLS	LOUISIANA SUPERDOME	L	33-45
				305-359
				922,225

1999: 3-13 (5th-NFC West)

Head Coach: Mike Ditka				
9/12	CAROLINA PANTHERS	LOUISIANA SUPERDOME	W	19-10
9/19	at San Francisco 49ers	3Com Park	L	21-28
10/3	at Chicago Bears	Soldier Field	L	10-14
10/10	ATLANTA FALCONS	LOUISIANA SUPERDOME	L	17-20
10/17	TENNESSEE TITANS	LOUISIANA SUPERDOME	L	21-24
10/24	at N.Y. Giants	Giants Stadium	L	3-31
10/31	CLEVELAND BROWNS	LOUISIANA SUPERDOME	L	16-21
11/7	TAMPA BAY BUCCANEERS	LOUISIANA SUPERDOME	L	16-31
11/14	SAN FRANCISCO 49ERS	LOUISIANA SUPERDOME	W	24-6
11/21	at Jacksonville Jaguars - SN	ALLTEL Stadium	L	23-41
11/28	at St. Louis Rams	Trans World Dome	L	12-43
12/5	at Atlanta Falcons	Georgia Dome	L	12-35
12/12	ST. LOUIS RAMS	LOUISIANA SUPERDOME	L	14-30
12/19	at Baltimore Ravens	PSINet Stadium	L	8-31
12/24	DALLAS COWBOYS - FR	LOUISIANA SUPERDOME	W	31-24
1/2	at Carolina Panthers	Ericsson Stadium	L	13-45
				260-434
				945,488

FOR MORE INFO LOG ON TO

www.neworleanssaints.com 319

SEASON RESULTS (2000-02)

2000: 10-6 (1st-NFC West)

		Head Coach: Jim Haslett			
9/3	DETROIT LIONS	LOUISIANA SUPERDOME	L	10-14	64,900
9/10	at San Diego Chargers	Qualcomm Stadium	W	28-27	51,300
9/17	at Seattle Seahawks	Husky Stadium	L	10-20	59,513
9/24	PHILADELPHIA EAGLES	LOUISIANA SUPERDOME	L	7-21	64,900
10/8	at Chicago Bears	Soldier Field	W	31-10	66,944
10/15	CAROLINA PANTHERS	LOUISIANA SUPERDOME	W	24-6	50,015
10/22	at Atlanta Falcons	Georgia Dome	W	21-19	56,508
10/29	at Arizona Cardinals	Sun Devil Stadium	W	21-10	35,016
11/5	SAN FRANCISCO 49ERS	LOUISIANA SUPERDOME	W	31-15	64,900
11/12	at Carolina Panthers	Ericsson Stadium	W	20-10	72,981
11/19	OAKLAND RAIDERS	LOUISIANA SUPERDOME	L	22-31	64,900
11/26	at St. Louis Rams	Trans World Dome	W	31-24	66,064
12/3	DENVER BRONCOS	LOUISIANA SUPERDOME	L	23-38	64,900
12/10	at San Francisco 49ers	3Com Park	W	31-27	67,892
12/17	ATLANTA FALCONS	LOUISIANA SUPERDOME	W	23-7	64,900
12/24	ST. LOUIS RAMS	LOUISIANA SUPERDOME	L	21-26	64,900
				354-305	980,533
		NFC Wild Card Playoff			
12/30	ST. LOUIS RAMS	LOUISIANA SUPERDOME	W	31-28	64,900
		NFC Divisional Playoff			
1/6	at Minnesota Vikings	Metrodome	L	16-34	63,881

2001: 7-9 (3rd-NFC West)

		Head Coach: Jim Haslett			
9/9	at Buffalo Bills	Ralph Wilson Stadium	W	24-6	71,447
9/30	at N.Y. Giants	Giants Stadium	L	13-21	78,451
10/7	MINNESOTA VIKINGS	LOUISIANA SUPERDOME	W	28-15	70,020
10/14	at Carolina Panthers	Ericsson Stadium	W	27-25	72,049
10/21	ATLANTA FALCONS	LOUISIANA SUPERDOME	L	13-20	70,020
10/28	at St. Louis Rams	Dome at America's Center	W	34-31	66,189
11/4	N.Y. JETS - SN	LOUISIANA SUPERDOME	L	9-16	70,020
11/11	at San Francisco 49ers	3Com Park	L	27-28	68,083
11/18	INDIANAPOLIS COLTS	LOUISIANA SUPERDOME	W	34-20	70,020
11/25	at New England Patriots	Foxboro Stadium	L	17-34	60,292
12/2	CAROLINA PANTHERS	LOUISIANA SUPERDOME	W	27-23	70,020
12/9	at Atlanta Falcons	Georgia Dome	W	28-10	68,826
12/17	ST. LOUIS RAMS - MN	LOUISIANA SUPERDOME	L	21-34	70,332
12/23	at Tampa Bay Buccaneers	Raymond James Stadium	L	21-48	65,526
12/30	WASHINGTON REDSKINS - SN	LOUISIANA SUPERDOME	L	10-40	70,020
1/6	SAN FRANCISCO 49ERS	LOUISIANA SUPERDOME	L	0-38	70,020
				294-284	1,111,335

2002: 9-7 (3rd-NFC South)

		Head Coach: Jim Haslett			
9/8	at Tampa Bay Buccaneers	Raymond James Stadium	W	26-20	65,554
9/15	GREEN BAY PACKERS	LOUISIANA SUPERDOME	W	35-20	67,958
9/22	at Chicago Bears	Memorial Stadium	W	29-23	63,216
9/29	at Detroit Lions	Ford Field	W	21-26	60,023
10/6	PITTSBURGH STEELERS	LOUISIANA SUPERDOME	W	32-29	67,734
10/13	at Washington Redskins	at FedEx Field	W	43-27	80,768
10/20	SAN FRANCISCO 49ERS	LOUISIANA SUPERDOME	W	35-27	67,903
10/27	ATLANTA FALCONS	LOUISIANA SUPERDOME	L	35-37	67,883
11/10	at Carolina Panthers	Ericsson Stadium	W	34-24	72,566
11/17	at Atlanta Falcons	Georgia Dome	L	17-24	70,382
11/24	CLEVELAND BROWNS	LOUISIANA SUPERDOME	L	15-24	68,295
12/1	TAMPA BAY BUCCANEERS - SN	LOUISIANA SUPERDOME	W	23-20	68,226
12/8	at Baltimore Ravens	Ravens Stadium	W	37-25	69,334
12/15	MINNESOTA VIKINGS	LOUISIANA SUPERDOME	L	31-32	67,851
12/22	at Cincinnati Bengals	Paul Brown Stadium	L	13-20	43,544
12/29	CAROLINA PANTHERS	LOUISIANA SUPERDOME	L	6-10	66,946
				432-388	1,068,183

! worth noting



Record Assault

WR Joe Horn has made an assault on the club's record book since coming to New Orleans in 2000. A quick look on where he stands among the team's all-time receiving charts follows:

MOST RECEIVING YARDS IN CLUB HISTORY

Player	No.	Years
1. Eric Martin	7,854	1985-93
2. Danny Abramowicz	4,875	1967-73
3. Joe Horn	3,917	2000-

MOST 100-YARD RECEIVING DAYS IN CLUB HISTORY

Player	No.	Years
1. Eric Martin	18	1985-93
2. Joe Horn	15	2000-
3. Danny Abramowicz	10	1967-73

HIGHEST SAINTS SINGLE-SEASON CATCH TOTALS

Player	No.	Year
1. Joe Horn	94	2000
2. Joe Horn	88	2002
3. Eric Martin	85	1988
4. Joe Horn	83	2001

HIGHEST SAINTS' SEASON RECEIVING YARDS TOTAL

Player	Yards	Year
1. Joe Horn	1,340	2000
2. Joe Horn	1,312	2002
3. Joe Horn	1,265	2001
4. Eric Martin	1,090	1989

MOST 100-YARD RECEIVING GAMES IN A SEASON

Player	Games	Year
1. Joe Horn	6	2002
2. Joe Horn	5	2000
2. Eric Martin	5	1989
4. Joe Horn	4	2001
4. Danny Abramowicz	4	1969

MOST RECEIVING TOUCHDOWNS IN CLUB HISTORY

Player	No.	Years
1. Eric Martin	48	1985-93
2. Danny Abramowicz	37	1967-73
3. Henry Childs	27	1974-80
4. Quinn Early	25	1991-95
5. Joe Horn	24	2000-

MAKING A DIFFERENCE

A look back at the 15 100-yard days for Horn since the start of 2000. The Saints are 13-2 in those contests:

Yards	Rec.	Opponent	Date	Result
180	10	vs. 49ers	11/5/00	W, 31-27
170	10	vs. Broncos	12/3/00	L, 23-38
150	13	vs. Panthers	12/2/01	W, 27-23
148	8	vs. Colts	11/18/01	W, 34-20
138	7	at Falcons	12/9/01	W, 28-10
134	3	at Falcons	11/17/02	L, 24-17
121	8	at Rams	10/28/01	W, 34-31
120	6	vs. Packers	9/15/02	W, 35-30
116	12	at Chargers	9/10/00	W, 28-27
116	7	vs. Falcons	12/17/00	W, 23-7
109	8	vs. 49ers	10/20/02	W, 35-27
108	8	at Bucs	9/8/02	W, 26-20 ot
106	5	vs. Bucs	12/1/02	W, 23-20
105	5	at 49ers	12/10/00	W, 31-27
101	6	at Carolina	11/10/02	W, 34-24

SERIES RECORDS

REGULAR SEASON (Home games in bold)

Arizona Cardinals (11-12-0)

Date	W/L	Score	Site	Attendance
12/3/67	L	20-31	Busch Stadium	41,171
9/29/68	L	20-21	Tulane Stadium	79,021
10/27/68	L	17-31	Busch Stadium	45,476
11/2/69	W	51-42	Busch Stadium	46,718
10/11/70	L	17-24	Busch Stadium	45,294
12/8/74	W	14-0	Tulane Stadium	57,152
10/23/77	L	31-49	Busch Stadium	48,417
10/5/80	L	7-40	Louisiana Superdome	45,388
12/6/81	L	3-30	Busch Stadium	46,923
9/12/82	L	7-21	Louisiana Superdome	58,673
9/4/83	W	28-17	Louisiana Superdome	60,430
9/23/84	W	34-24	Louisiana Superdome	58,723
12/8/85	L	16-28	Busch Stadium	29,527
11/16/86	W	16-7	Busch Stadium	32,069
10/11/87	L	19-24	Busch Stadium	11,795
9/23/90	W	28-7	Louisiana Superdome	61,110
12/22/91	W	27-3	Sun Devil Stadium	30,928
10/18/92	W	30-21	Sun Devil Stadium	27,735
10/31/93	W	20-17	Sun Devil Stadium	36,778
9/22/96	L	14-28	Louisiana Superdome	34,316
12/14/97	W	27-10	Louisiana Superdome	45,517
12/20/98	L	17-19	Sun Devil Stadium	51,617
10/29/00	W	21-10	Sun Devil Stadium	35,016

Atlanta Falcons (28-39-0)

11/26/67	W	27-24	Tulane Stadium	83,437
12/7/69	L	17-45	Atlanta-Fulton County	51,021
9/20/70	L	3-14	Tulane Stadium	77,042
10/25/70	L	14-32	Atlanta-Fulton County	58,850
10/24/71	L	6-28	Atlanta-Fulton County	58,850
12/19/71	L	20-24	Tulane Stadium	75,954
10-15/72	L	14-21	Tulane Stadium	66,294
11/12/72	L	20-36	Atlanta-Fulton County	58,850
9/16/73	L	7-62	Tulane Stadium	66,428
12/16/73	L	10-14	Atlanta-Fulton County	34,147
9/29/74	W	14-13	Tulane Stadium	62,273
10/20/74	W	13-3	Atlanta-Fulton County	47,217
10/5/75	L	7-14	Atlanta-Fulton County	29,444
11/27/75	W	23-7	Louisiana Superdome	49,342
10/10/76	W	30-0	Louisiana Superdome	51,521
10/31/76	L	20-23	Atlanta-Fulton County	34,127
12/10/77	W	21-20	Louisiana Superdome	43,135
12/18/77	W	7-35	Atlanta-Fulton County	36,895
11/12/78	L	17-20	Louisiana Superdome	70,323
11/26/78	L	17-20	Atlanta-Fulton County	55,121
9/2/79	L	34-40	ot Louisiana Superdome	70,940
11/25/79	W	37-6	Atlanta-Fulton County	42,815
10/19/80	L	14-41	Louisiana Superdome	62,651
11/16/80	L	13-31	Atlanta-Fulton County	53,871
9/6/81	L	0-27	Atlanta-Fulton County	57,406
11/1/81	L	10-41	Louisiana Superdome	63,637
12/12/82	L	0-35	Atlanta-Fulton County	39,535
12/3/83	W	35-6	Louisiana Superdome	47,336
10/9/83	W	19-17	Atlanta-Fulton County	51,654
11/6/83	W	27-10	Louisiana Superdome	67,062
9/2/84	L	28-36	Louisiana Superdome	66,652
11/11/84	W	17-13	Atlanta-Fulton County	40,590
10/20/85	L	24-31	Atlanta-Fulton County	44,784
12/22/85	L	10-16	Louisiana Superdome	37,717
9/7/86	L	10-31	Louisiana Superdome	67,950
12/14/86	W	14-9	Atlanta-Fulton County	39,994
11/1/87	W	38-0	Atlanta-Fulton County	42,196
9/11/88	W	29-21	Atlanta-Fulton County	48,901
12/18/88	W	10-9	Louisiana Superdome	60,566
10/29/89	W	20-13	Louisiana Superdome	65,153
11/19/89	W	26-17	Atlanta-Fulton County	53,173
10/7/90	L	27-28	Atlanta-Fulton County	57,401
11/25/90	W	10-7	Louisiana Superdome	68,629
9/29/91	W	27-6	Atlanta-Fulton County	56,556
11/24/91	L	20-23	ot Louisiana Superdome	68,591
9/20/92	W	10-7	Georgia Dome	67,328

12/3/92	W	22-14	Louisiana Superdome	68,591
9/12/93	W	34-31	Georgia Dome	64,287
10/24/93	L	15-26	Louisiana Superdome	69,043
11/13/94	W	33-32	Louisiana Superdome	60,313
12/11/94	W	29-20	Georgia Dome	61,307
9/17/95	L	24-27	ot Louisiana Superdome	57,442
12/10/95	L	14-19	Georgia Dome	54,603
11/17/96	L	15-17	Georgia Dome	43,119
12/8/96	L	15-31	Louisiana Superdome	32,923
10/12/97	L	17-23	Louisiana Superdome	65,619
11/23/97	L	3-20	Georgia Dome	48,620
10/18/98	L	23-31	Georgia Dome	60,774
12/13/98	L	17-27	Louisiana Superdome	61,678
10/10/99	L	17-20	Louisiana Superdome	57,289
12/5/99	L	12-35	Georgia Dome	62,568
10/22/00	W	21-19	Georgia Dome	56,508
12/17/00	W	23-7	Louisiana Superdome	64,900
12/21/01	L	13-20	Louisiana Superdome	70,020
12/9/01	W	28-10	Georgia Dome	68,826
10/27/02	L	35-37	Louisiana Superdome	67,883
11/17/02	L	17-24	Georgia Dome	70,382

Baltimore Ravens (1-2-0)

9/29/96	L	10-17	Memorial Stadium	61,063
12/19/99	L	8-31	PSINet Stadium	67,597
12/8/02	W	37-25	Ravens Stadium	69,334

Buffalo Bills (3-4-0)

11/4/73	W	13-0	Tulane Stadium	74,770
9/21/80	L	26-35	Louisiana Superdome	51,154
10/30/83	L	21-27	Rich Stadium	49,413
12/10/89	W	22-19	Rich Stadium	70,037
12/20/92	L	16-20	Louisiana Superdome	68,591
12/27/98	L	33-45	Louisiana Superdome	39,707
9/9/01	W	24-6	Ralph Wilson Stadium	71,447

Carolina Panthers (9-7-0)

10/22/95	L	3-20	Clemson Memorial Std.	55,484
11/26/95	W	34-26	Louisiana Superdome	39,580
9/8/96	L	20-22	Louisiana Superdome	43,288
10/20/96	L	7-19	Ericsson Stadium	70,888
10/19/97	L	0-13	Louisiana Superdome	50,963
11/30/97	W	16-13	Ericsson Stadium	57,957
9/13/98	W	19-14	Louisiana Superdome	51,915
11/1/98	L	17-31	Ericsson Stadium	62,514
9/12/99	W	19-10	Louisiana Superdome	58,166
12/20/00	L	13-45	Ericsson Stadium	56,929
10/15/00	W	24-6	Louisiana Superdome	50,015
11/12/00	W	20-10	Ericsson Stadium	72,981
10/14/01	W	27-25	Ericsson Stadium	72,049
12/2/01	W	27-23	Louisiana Superdome	70,020
11/10/02	W	34-24	Ericsson Stadium	72,566
12/29/02	L	6-10	Louisiana Superdome	66,946

Chicago Bears (10-10-0)

12/1/68	L	17-23	Tulane Stadium	78,285
12/20/70	L	3-24	Tulane Stadium	63,518
10/10/71	L	14-35	Soldier Field	55,049
10/7/73	W	21-16	Tulane Stadium	56,561
10/6/74	L	10-24	Soldier Field	45,818
12/21/75	L	17-42	Louisiana Superdome	33,371
10/2/77	W	42-24	Soldier Field	51,488
9/14/80	L	3-22	Soldier Field	62,523
9/19/82	W	10-0	Soldier Field	56,600
9/18/83	W	34-31	ot Louisiana Superdome	64,692
10/7/84	L	7-20	Soldier Field	53,752
10/18/87	W	19-17	Soldier Field	46,813
10/27/91	L	17-20	Louisiana Superdome	68,591

9/13/92	W	28-6	Louisiana Superdome	68,591
10/9/94	L	7-17	Soldier Field	63,822
10/13/96	W	27-24	Louisiana Superdome	43,512
10/5/97	W	20-17	Soldier Field	58,865
10/3/99	L	10-14	Soldier Field	66,944
10/8/00	W	31-10	Soldier Field	66,944
9/22/02	W	29-23	Memorial Stadium (Champaign, Ill.)	63,216

Cincinnati Bengals (5-5-0)

11/29/70	L	6-26	Riverfront Stadium	59,342
9/28/75	L	0-21	Louisiana Superdome	52,531
9/24/78	W	20-18	Riverfront Stadium	40,455
10/25/81	W	17-7	Louisiana Superdome	46,336
12/9/84	L	21-24	Louisiana Superdome	40,855
12/20/87	W	41-24	Riverfront Stadium	43,424
11/4/90	W	21-7	Riverfront Stadium	60,067
12/9/94	W	20-13	Louisiana Superdome	58,036
9/15/96	L	15-30	Riverfront Stadium	45,412
12/22/02	L	13-20	Paul Brown Stadium	43,544

Cleveland Browns (3-11-0)

10/1/67	L	7-42	Tulane Stadium	77,045
9/15/68	L	10-24	Tulane Stadium	74,215
11/10/68	L	17-35	Municipal Stadium	71,025
10/12/69	L	17-27	Tulane Stadium	71,274
12/12/71	L	17-21	Tulane Stadium	72,794
11/30/75	L	16-17	Municipal Stadium	44,753
10/8/78	L	16-24	Louisiana Superdome	50,158
10/18/81	L	17-20	Municipal Stadium	76,059
10/28/84	W	16-14	Municipal Stadium	52,489
9/13/87	W	28-21	Louisiana Superdome	59,900
10/14/90	W	25-20	Louisiana Superdome	68,608
12/5/93	L	13-17	Municipal Stadium	60,388
10/31/99	L	16-21	Louisiana Superdome	48,817
11/24/02	L	15-24	Louisiana Superdome	68,295

Dallas Cowboys (5-14-0)

10/15/67	L	10-14	Cotton Bowl	64,128
11/12/67	L	10-27	Tulane Stadium	83,437
11/3/68	L	3-17	Tulane Stadium	84,728
9/28/69	L	17-21	Tulane Stadium	79,567
11/9/69	L	17-33	Cotton Bowl	68,282
10/17/71	W	24-14	Tulane Stadium	83,088
9/24/73	L	3-40	Texas Stadium	52,715
9/19/76	L	6-24	Louisiana Superdome	61,413
11/19/78	L	7-27	Texas Stadium	57,920
12/19/82	L	7-21	Texas Stadium	64,506
9/25/83	L	20-21	Texas Stadium	62,136
10/21/84	L	27-30	ot Texas Stadium	50,966
10/3/88	W	20-17	Louisiana Superdome	68,474
9/10/89	W	28-0	Louisiana Superdome	66,977
12/2/90	L	13-17	Texas Stadium	60,087
12/8/91	L	14-23	Texas Stadium	64,530
12/19/94	L	16-24	Louisiana Superdome	67,323
12/6/98	W	22-3	Louisiana Superdome	65,065
12/24/99	W	31-24	Louisiana Superdome	47,835

Denver Broncos (2-5-0)

11/22/70	L	6-31	Tulane Stadium	66,837
10/13/74	L	17-33	Mile High Stadium	51,881
11/4/79	L	3-10	Mile High Stadium	74,482
9/15/85	L	23-34	Mile High Stadium	74,488
11/20/88	W	42-0	Louisiana Superdome	68,075
12/24/94	W	30-28	Mile High Stadium	64,445
12/3/00	L	23-38	Louisiana Superdome	64,900

Detroit Lions (8-8-1)

11/24/68	T	20-20	Tiger Stadium	46,152
11/8/70	W	19-17	Tulane Stadium	66,910
11/19/72	L	14-27	Tiger Stadium	53,752
10/14/73	W	20-13	Tulane Stadium	57,810
11/3/74	L	14-19	Tiger Stadium	43,256
11/14/76	W	17-16	Louisiana Superdome	42,048
9/25/77	L	19-23	Silverdome	51,458
10/21/79	W	17-7	Louisiana Superdome	57,428
10/12/80	L	13-24	Silverdome	78,147
9/18/88	W	22-14	Silverdome	32,943
12/3/89	L	14-21	Silverdome	38,550
10/28/90	L	10-27	Louisiana Superdome	64,368
10/4/92	W	13-7	Silverdome	66,971
9/19/93	W	14-3	Louisiana Superdome	69,039
9/21/97	W	35-17	Louisiana Superdome	50,016
9/3/00	L	10-14	Louisiana Superdome	64,900
9/29/02	L	21-26	Ford Field	60,023

Green Bay Packers (5-13-0)

11/17/68	L	7-29	Milwaukee County Std.	49,644
11/28/71	W	29-21	Milwaukee County Std.	48,035
12/17/72	L	20-30	Tulane Stadium	65,881
12/2/73	L	10-30	Milwaukee County Std.	46,092
10/12/75	W	20-19	Louisiana Superdome	51,371
11/7/76	L	27-32	Milwaukee County Std.	52,

SERIES RECORDS

Miami Dolphins (3-5-0)

11/15/70	L	10-21	Orange Bowl	42,866
11/10/74	L	0-21	Tulane Stadium	74,289
9/28/80	L	16-21	Orange Bowl	40,946
10/2/83	W	17-7	Louisiana Superdome	66,489
11/7/86	L	27-31	Louisiana Superdome	64,761
12/29/92	W	24-13	Louisiana Superdome	68,591
10/15/95	W	33-30	Louisiana Superdome	55,628
11/29/98	L	10-30	Pro Player Stadium	73,216

Minnesota Vikings (7-15-0)

10/13/68	W	20-17	Tulane Stadium	71,105
9/27/70	L	0-26	Metropolitan Stadium	47,900
11/21/71	L	10-23	Tulane Stadium	83,130
11/5/72	L	6-37	Metropolitan Stadium	49,784
12/1/74	L	9-29	Metropolitan Stadium	44,202
11/26/75	L	7-20	Louisiana Superdome	52,765
9/12/76	L	9-40	Louisiana Superdome	58,156
9/3/78	W	31-24	Louisiana Superdome	54,187
11/30/80	L	20-23	Louisiana Superdome	30,936
11/15/81	L	10-20	Metropolitan Stadium	45,215
11/27/83	W	17-16	Louisiana Superdome	59,502
11/24/85	W	30-23	Metrodome	54,117
12/21/86	L	17-33	Metrodome	51,209
12/4/88	L	3-45	Metrodome	61,215
9/16/90	L	3-32	Metrodome	56,272
9/22/91	W	26-0	Louisiana Superdome	68,591
11/28/93	W	17-14	Metrodome	53,030
11/6/94	L	20-21	Metrodome	57,564
11/19/95	L	24-43	Metrodome	58,108
11/8/98	L	24-31	Metrodome	63,779
10/7/01	W	28-15	Louisiana Superdome	70,020
12/15/02	L	31-32	ot Louisiana Superdome	67,851

New England Patriots (3-7-0)

12/10/72	L	10-17	Tulane Stadium	64,889
12/5/76	L	6-27	Schaefer Stadium	53,592
12/21/80	L	27-38	Louisiana Superdome	38,277
12/4/83	L	0-7	Sullivan Stadium	24,579
11/30/86	L	20-21	Louisiana Superdome	58,259
11/12/89	W	28-24	Sullivan Stadium	47,680
11/8/92	W	31-14	Foxboro Stadium	45,413
12/3/95	W	31-17	Foxboro Stadium	59,876
10/4/98	L	27-30	Louisiana Superdome	56,172
11/25/01	L	17-34	Foxboro Stadium	60,292

New York Giants (8-13-0)

10/8/67	L	21-27	Yankee Stadium	62,670
10/6/68	L	21-38	Yankee Stadium	60,967
11/16/69	W	25-24	Yankee Stadium	62,927
10/4/70	W	14-10	Tulane Stadium	69,126
10/8/72	L	21-45	Yankee Stadium	62,507
12/14/75	L	14-28	Shea Stadium	40,150
10/29/78	W	28-17	Louisiana Superdome	58,807
9/30/79	W	24-14	Louisiana Superdome	51,543
9/20/81	L	7-20	Giants Stadium	69,814
12/15/84	W	10-3	Giants Stadium	63,739
10/27/85	L	13-21	Louisiana Superdome	54,082
9/28/86	L	17-20	Giants Stadium	72,769
11/22/87	W	23-14	Louisiana Superdome	67,639
11/27/88	L	12-13	Louisiana Superdome	66,526
12/20/93	L	14-24	Louisiana Superdome	69,036
10/2/94	W	27-22	Louisiana Superdome	55,076
9/24/95	L	29-45	Giants Stadium	72,619
12/15/96	W	17-3	Giants Stadium	52,530
9/28/97	L	9-14	Giants Stadium	68,891
10/24/99	L	3-31	Giants Stadium	77,982
9/30/01	L	13-21	Giants Stadium	78,451

New York Jets (4-5-0)

12/3/72	L	17-18	Shea Stadium	62,496
12/4/77	L	13-16	Louisiana Superdome	40,464
12/14/80	W	21-20	Shea Stadium	38,077
11/21/83	L	28-31	Louisiana Superdome	68,606
10/26/86	L	23-28	Giants Stadium	44,246
10/15/89	W	29-14	Louisiana Superdome	59,521
12/26/92	W	20-0	Giants Stadium	45,614
12/24/95	W	12-0	Giants Stadium	28,885
11/4/01	L	9-16	Louisiana Superdome	70,020

Oakland Raiders (3-5-1)

11/7/71	T	21-21	Tulane Stadium	83,102
11/9/75	L	10-48	Oakland Coliseum	51,267
12/3/79	L	35-42	Louisiana Superdome	65,541
10/13/85	L	13-23	L.A. Memorial Col.	48,152
10/23/88	W	20-6	Louisiana Superdome	66,249
12/16/91	W	27-0	Louisiana Superdome	68,625
11/20/94	L	19-24	L.A. Memorial Col.	41,722
11/9/97	W	13-10	Oakland Coliseum	40,091
11/19/00	L	22-31	Louisiana Superdome	64,900

Philadelphia Eagles (8-13-0)

11/5/67	W	31-24	Tulane Stadium	59,596
11/19/67	L	21-48	Franklin Field	60,751
12/8/68	L	17-29	Franklin Field	57,128
10/26/69	L	10-13	Franklin Field	60,568
11/30/69	W	26-17	Tulane Stadium	72,805
10/29/72	W	21-3	Tulane Stadium	65,664
10/27/74	W	14-10	Tulane Stadium	64,257
11/6/77	L	7-28	Veterans Stadium	53,482
9/17/78	L	17-24	Louisiana Superdome	49,242
9/16/79	L	14-26	Louisiana Superdome	54,212
11/9/80	L	21-34	Louisiana Superdome	44,340
10/11/81	L	14-31	Louisiana Superdome	52,728
12/11/83	W	20-17	ot Veterans Stadium	45,182
10/6/85	W	23-21	Louisiana Superdome	56,364
9/20/87	L	17-27	Veterans Stadium	57,485
12/18/89	W	30-20	Louisiana Superdome	59,218
10/13/91	W	13-6	Veterans Stadium	64,224
9/6/92	L	13-15	Veterans Stadium	63,513
12/26/93	L	26-37	Veterans Stadium	50,085
10/1/95	L	10-15	Louisiana Superdome	43,938
9/24/00	L	7-21	Louisiana Superdome	64,900

Pittsburgh Steelers (6-6-0)

10/29/67	L	10-14	Tulane Stadium	68,911
10/20/68	W	16-12	Pitt Stadium	32,303
12/15/68	W	24-14	Tulane Stadium	66,131
12/21/69	W	27-24	Tulane Stadium	72,256
11/25/74	L	7-28	Tulane Stadium	71,907
11/5/78	L	14-20	Three Rivers Stadium	48,526
10/4/81	L	6-20	Louisiana Superdome	64,578
11/19/84	W	27-24	Louisiana Superdome	66,005
11/29/87	W	20-16	Three Rivers Stadium	47,896
12/16/90	L	6-9	Louisiana Superdome	68,582
10/17/93	L	14-37	Three Rivers Stadium	56,056
10/6/02	W	32-29	Louisiana Superdome	67,734

St. Louis Rams (28-36-0)

9/17/67	L	13-27	Tulane Stadium	80,879
10/5/69	L	17-36	L.A. Memorial Col.	54,789
11/1/70	L	17-30	Tulane Stadium	77,861
12/6/70	L	16-34	L.A. Memorial Col.	66,410
9/19/71	W	24-20	Tulane Stadium	70,915

12/5/71	L	28-45	L.A. Memorial Col.	73,610
9/17/72	L	14-34	L.A. Memorial Col.	66,303
11/26/72	W	19-16	Tulane Stadium	64,325
11/11/73	L	7-29	L.A. Memorial Col.	70,358
11/25/73	L	13-24	Tulane Stadium	67,192
9/22/74	L	0-24	L.A. Memorial Col.	64,178
11/17/74	W	20-7	Tulane Stadium	57,287
10/26/75	L	14-38	L.A. Memorial Col.	54,723
12/7/75	L	7-14	Louisiana Superdome	39,958
10/24/76	L	10-16	Louisiana Superdome	51,984
11/28/76	L	14-33	L.A. Memorial Col.	54,906
10/16/77	L	7-14	L.A. Memorial Col.	46,045
10/30/77	W	27-26	Louisiana Superdome	59,023
10/1/78	L	20-26	Louisiana Superdome	61,659
10/22/78	W	10-3	L.A. Memorial Col.	47,574
10/7/79	L	17-35	Louisiana Superdome	68,986
12/16/79	W	29-14	L.A. Memorial Col.	53,879
11/2/80	L	31-45	Anaheim Stadium	59,909
11/24/80	L	7-27	Louisiana Superdome	53,448
9/13/81	W	23-17	Louisiana Superdome	62,063
11/8/81	W	21-13	Anaheim Stadium	61,068
9/11/83	L	27-30	Anaheim Stadium	45,572
12/18/83	L	24-26	Louisiana Superdome	70,148
10/14/84	L	10-28	Louisiana Superdome	63,161
12/2/84	L	21-34	Anaheim Stadium	49,348
11/3/85	L	10-28	Anaheim Stadium	49,030
12/1/85	W	29-3	Louisiana Superdome	44,122
11/9/86	W	6-0	Louisiana Superdome	62,352
11/23/86	L	13-26	Anaheim Stadium	58,600
10/4/87	W	37-10	Louisiana Superdome	29,745
11/8/87	W	31-14	Anaheim Stadium	43,379
10/30/88	L	10-12	Louisiana Superdome	68,238
11/13/88	W	14-10	Anaheim Stadium	63,305
10/22/89	W	40-21	Anaheim Stadium	57,567
12/16/89	W	24-20	ot Louisiana Superdome	64,274
12/31/90	W	20-17	Louisiana Superdome	56,864
9/15/91	W	24-7	Louisiana Superdome	68,583
11/3/91	W	24-17	Anaheim Stadium	58,713
12/11/92	W	13-10	Louisiana Superdome	68,591
10/13/92	W	37-14	Anaheim Stadium	47,355
10/3/93	W	37-6	Anaheim Stadium	50,709
12/12/93	L	20-23	Louisiana Superdome	69,033
10/23/94	W	37-34	Louisiana Superdome	47,908
12/4/94	W	31-15	Anaheim Stadium	34,960
9/10/95	L	13-17	Busch Stadium	59,335
11/5/95	W	19-10	Louisiana Superdome	43,120
12/1/96	L	10-26	Louisiana Superdome	26,310
12/21/96	L	13-14	Trans World Dome	57,681
8/31/97	L	24-38	Trans World Dome	64,575
12/7/97	L	27-34	Louisiana Superdome	54,803
9/6/98	W	24-17	Trans World Dome	56,943
11/15/98	W	24-3	Louisiana Superdome	46,430
11/28/99	L	12-43	Trans World Dome	65,864
12/12/99	L	14-30	Louisiana Superdome	46,838
11/26/00	W	31-24	Trans World Dome	66,064
12/24/00	L	21-26	Louisiana Superdome	64,900
10/28/01	W	34-31	Dome at America's Ctr.	66,189
12/17/01	L	21-34	Louisiana Superdome	70,332

San Diego Chargers (2-6-0)

11/18/73	L	14-17	San Diego Stadium	34,848
10/9/77	L	0-14	Louisiana Superdome	53,942
12/9/79	L	0-35	Louisiana Superdome	61,059
10/9/88	W	23-17	Jack Murphy Stadium	42,693
11/17/91	L	21-24	Jack Murphy Stadium	48,420
10/16/94	L	22-36	Louisiana Superdome	50,565
9/7/97	L	6-20	Louisiana Superdome	65,760
9/10/00	W	28-27	Qualcomm Stadium	51,300

San Francisco 49ers (19-45-2)

10/22/67	L	13-27	Kezar Stadium	34,285
11/23/69	W	43-38	Tulane Stadium	71,448
10/18/70	T	20-20	Kezar Stadium	39,446
12/13/70	L	27-38	Tulane Stadium	61,940

9/26/71	L	20-38	Tulane Stadium	81,595
11/14/71	W	26-20	Candlestick Park	45,138
10/1/72	L	2-37	Tulane Stadium	69,840
10/22/72	T	20-20	Candlestick Park	59,167
10/21/73	L	0-40	Candlestick Park	52,881
12/9/73	W	16-10	Tulane Stadium	62,490
9/15/74	L	13-17	Tulane Stadium	65,071
12/15/74	L	21-35	Candlestick Park	40,418
10/19/75	L	21-35	Candlestick Park	39,990
11/23/75	L	6-16	Louisiana Superdome	40,328
10/1/76	L	3-33	Candlestick Park	43,160
12/12/76	L	7-27	Louisiana Superdome	42,536
11/13/77	L	7-10	ot Louisiana Superdome	41,564
11/27/77	L	17-20	Candlestick Park	33,702
10/15/78	W	14-7	Candlestick Park	37,671
12/3/78	W	24-13	Louisiana Superdome	50,068
9/23/79	W	30-21	Candlestick Park	39,727
11/11/79	W	31-20	Louisiana Superdome	65,551
9/7/80	L	23-26	Louisiana Superdome	58,621
12/7/80	L	35-38	ot Candlestick Park	37,949
9/27/81	L	14-21	Candlestick Park	44,433

SERIESRECORDS

10/14/79	W	42-14	Tampa Stadium	67,640
11/29/81	L	14-31	Louisiana Superdome	62,209
12/5/82	L	10-13	Louisiana Superdome	61,709
10/23/83	W	24-21	Tampa Stadium	48,242
9/9/84	W	17-13	Louisiana Superdome	54,686
9/22/85	W	20-13	Louisiana Superdome	45,320
10/19/86	W	38-7	Louisiana Superdome	43,355
12/6/87	W	44-34	Louisiana Superdome	66,471
9/25/88	W	13-9	Louisiana Superdome	66,671
9/24/89	L	10-20	Tampa Stadium	44,053
11/11/90	W	35-7	Louisiana Superdome	67,865
10/20/91	W	23-7	Louisiana Superdome	68,591
11/19/92	W	23-21	Louisiana Superdome	68,591
9/18/94	W	9-7	Tampa Stadium	45,522
11/24/96	L	7-13	Houlihan's Stadium	40,203
10/25/98	W	9-3	Louisiana Superdome	52,695
11/7/99	L	16-31	Louisiana Superdome	47,129
12/23/01	L	21-48	R.James Stadium	65,526
9/8/02	W	26-20	R.James Stadium	65,554
12/1/02	W	23-20	Louisiana Superdome	68,226

TennesseeTitans (4-5-1)

10/3/71	T	13-13	Astrodome	47,966
10/3/76	L	26-31	Louisiana Superdome	51,973
12/10/78	L	12-17	Louisiana Superdome	63,169
11/22/81	W	27-24	Astrodome	49,581
9/30/84	W	27-10	Astrodome	43,108
12/13/87	W	24-10	Louisiana Superdome	68,257
10/21/90	L	10-23	Astrodome	57,908
9/5/93	W	33-21	Louisiana Superdome	69,029
11/10/96	L	14-31	Louisiana Superdome	34,121
10/17/99	L	21-24	Louisiana Superdome	51,875

WashingtonRedskins (6-13-0)

9/24/67	L	10-30	Tulane Stadium	74,937
12/17/67	W	30-14	D.C. Stadium	50,486
9/22/68	W	37-17	Tulane Stadium	65,941

9/21/69	L	20-26	Tulane Stadium	73,147
12/14/69	L	14-17	R.F.K. Stadium	50,354
10/31/71	L	14-24	R.F.K. Stadium	53,041
10/28/73	W	19-3	Tulane Stadium	66,315
9/21/75	L	3-41	R.F.K. Stadium	54,414
10/28/79	W	14-10	R.F.K. Stadium	52,133
10/26/80	L	14-22	R.F.K. Stadium	51,375
12/26/82	L	10-27	Louisiana Superdome	48,667
10/5/86	L	6-14	Louisiana Superdome	57,378
11/6/88	L	24-27	R.F.K. Stadium	54,183
10/1/89	L	14-16	Louisiana Superdome	64,358
11/18/90	L	17-31	R.F.K. Stadium	52,573
11/23/92	W	20-3	Louisiana Superdome	68,591
9/11/94	L	24-38	Louisiana Superdome	58,049
12/30/01	L	10-40	Louisiana Superdome	70,020
10/13/02	W	43-27	FedEx Field	80,768

PostSeason

12/28/91	L	20-27	Atlanta Falcons (0-1)	68,794
1/6/91	L	6-16	Chicago Bears (0-1)	60,767
1/3/87	L	10-44	Minnesota Vikings (0-2)	68,127
1/6/01	L	16-34	Metrodome#	63,881
1/3/93	L	20-36	Philadelphia Eagles (0-1)	68,893
12/30/00	W	31-28	St. Louis Rams (1-0)	64,900

* - NFC Wild Card Playoff; # - NFC Divisional Playoff

ATTENDANCEFIGURES

Year	COMBINED			HOME			ROAD		
	Total	Games	Avg.	Total	Games	Avg.	Total	Games	Avg.
1967	901,971	14	64,427	528,242	7	75,463	373,729	7	53,390
1968	882,121	14	63,009	519,426	7	74,203	362,695	7	51,814
1969	921,972	14	65,855	521,133	7	74,447	400,839	7	57,262
1970	843,342	14	60,238	483,234	7	69,033	360,108	7	51,444
1971	932,267	14	66,590	550,578	7	78,654	381,689	7	54,527
1972	880,545	14	62,896	467,686	7	66,812	412,859	7	58,980
1973	794,900	14	56,779	451,566	7	64,509	343,334	7	49,048
1974	789,156	14	56,366	452,236	7	64,605	336,920	7	48,131
1975	633,807	14	45,272	319,066	7	45,581	314,741	7	44,963
1976	714,135	14	51,010	359,631	7	51,376	354,504	7	50,643
1977	655,079	14	46,791	334,502	7	47,786	321,577	7	45,940
1978	850,823	16	53,176	457,613	8	57,202	393,210	8	49,151
1979	939,175	16	58,698	495,260	8	61,907	443,915	8	55,489
1980	807,652	16	50,478	384,855	8	48,109	422,797	8	52,850
1981	891,207	16	55,700	440,708	8	55,089	450,499	8	55,700
1982	467,978	9	51,988	255,726	5	51,145	212,252	4	53,063
1983	891,883	16	55,743	525,083	8	65,635	366,800	8	45,850
1984	884,588	16	55,287	472,625	8	59,078	411,963	8	51,495
1985	799,410	16	49,963	388,795	8	48,599	410,615	8	51,327
1986	864,368	16	54,023	453,672	8	56,709	410,696	8	51,337
1987	774,297	15	51,620	420,873	7	60,125	353,424	8	44,178
1988	960,942	16	60,059	531,156	8	66,395	429,786	8	53,723
1989	916,534	16	57,283	488,998	8	61,124	427,536	8	53,442
1990	997,722	16	62,358	536,438	8	67,055	461,284	8	57,661
1991	1,008,934	16	63,058	548,655	8	68,582	460,279	8	57,535
1992	977,552	16	61,097	548,728	8	68,591	428,824	8	53,603
1993	979,133	16	61,196	541,300	8	67,663	437,833	8	54,730
1994	903,213	16	56,451	469,900	8	58,738	433,313	8	54,164
1995	854,771	16	53,423	400,589	8	50,074	454,182	8	56,772
1996	736,864	16	46,054	301,998	8	37,750	434,866	8	54,358
1997	911,223	16	56,951	443,614	8	55,452	467,609	8	58,451
1998	922,225	16	57,639	436,473	8	54,559	485,752	8	60,719
1999	945,488	16	59,093	410,147	8	51,268	535,341	8	66,918
2000	980,533	16	61,283	504,315	8	63,039	476,218	8	59,527
2001	1,111,335	16	69,458	560,472	8	70,059	550,863	8	68,858
2002	1,068,183	16	66,761	542,796	8	67,849	525,387	8	65,673
Totals	31,395,328	546	57,500	16,548,089	273	60,616	14,848,239	273	54,389

LargestHomeCrowds

Date	Att.	Opponent
11/3/68	84,728	Dallas
11/12/67	83,437	Dallas
11/26/67	83,437	Atlanta
11/21/71	83,130	Minnesota
11/7/71	83,102	Oakland
10/17/71	83,088	Dallas
9/26/71	81,595	San Francisco
9/17/67	80,879	L.A. Rams
10/19/69	80,636	Baltimore Colts
9/28/69	79,567	Dallas

Date	Att.	Opponent
9/2/79	70,940	Atlanta
12/17/01	70,332	St. Louis Rams - MN
11/12/78	70,323	Atlanta
12/18/83	70,148	L.A. Rams
10/7/01	70,020	Minnesota
10/21/01	70,020	Atlanta
11/4/01	70,020	N.Y. Jets - SN
11/18/01	70,020	Indianapolis
12/2/01	70,020	Carolina
12/30/01	70,020	Washington - SN
1/6/02	70,020	San Francisco

LargestRoadCrowds

Date	Att.	Opponent	Stadium
10/13/02	80,768	Washington	FedEx Field
9/30/01	78,451	N.Y. Giants	Giants Stadium
10/12/80	78,147	Detroit	Silverdome
10/24/99	77,982	N.Y. Giants	Giants Stadium
10/8/81	76,059	Cleveland	Municipal Stadium
9/8/91	74,816	Kansas City	Arrowhead Stadium
9/5/85	74,488	Denver	Mile High Stadium
11/4/79	74,482	Denver	Mile High Stadium
12/5/71	73,610	L.A. Rams	L.A. Memorial Col.
11/29/98	73,216	Miami	Pro Player Stadium

LargestPlayoffCrowds

Date	Att.	Opponent	Stadium
1/3/93	68,893	Philadelphia	Louisiana Superdome
12/28/91	68,794	Atlanta	Louisiana Superdome
1/3/87	68,127	Minnesota	Louisiana Superdome
12/30/00	64,900	St. Louis	Louisiana Superdome
1/3/87	63,881	Minnesota	Metrodome
1/6/91	60,767	Chicago	Soldier Field

MN - Monday Night Football game
SN - Sunday Night Football game

FOR MORE INFO LOG ON TO

www.neworleanssaints.com

PRESEASON RESULTS

PRESEASON RESULTS

1985 (1-3)

8/10 at New England	W, 32-20 27,014
8/17 Houston Oilers	L, 20-23 53,491
8/24 Tampa Bay	L, 10-14 49,337
8/30 at San Diego	L, 20-21 40,462

1986 (2-2)

8/9 at Denver	W, 10-7 47,408
9/16 New England	L, 34-38 54,364
9/23 at Houston Oilers	L, 13-24 38,617
8/30 Kansas City	W, 13-10 47,945

1987 (3-1)

8/15 Minnesota	W, 23-17 52,884
8/22 Houston Oilers	L, 13-16 51,562
8/29 Pittsburgh	W, 31-28 46,770
9/4 at Cincinnati	W, 26-14 46,289

1988 (2-2)

8/7 at Minnesota	W, 23-20 47,624
8/12 at Phoenix Cardinals	W, 33-28 51,987
8/20 at Indianapolis	L, 6-18 54,117
8/27 Pittsburgh	L, 28-31 56,174

1989 (1-3)

8/12 Indianapolis	L, 7-31 57,771
8/19 at Buffalo	L, 7-10 48,512
8/28 Cincinnati	W, 27-10 51,150
9/1 Washington	L, 21-26 56,181

1990 (2-2)

8/5 L.A. Raiders (London, Eng.)	W, 17-10 63,106
8/11 at Minnesota	W, 13-10 48,154
8/18 Green Bay (Madison, Wis.)	L, 13-27 47,848
8/25 Buffalo	W, 28-23 51,959
8/31 Indianapolis	W, 17-14 54,796

1991 (2-2)

8/3 Minnesota	W, 18-3 58,953
8/10 Green Bay	W, 31-20 55,730
8/17 at Indianapolis	L, 28-34 50,896
8/24 at Miami	L, 24-28 44,099

1992 (3-1)

8/10 at Chicago	W, 34-31 53,846
8/17 Pittsburgh	W, 26-0 61,671
8/22 Houston Oilers	L, 3-33 61,194
8/27 Miami (Baltimore, Md.)	W, 17-3 60,021

1993 (4-1)

7/31 Philadelphia (Tokyo, Japan)	W, 28-16 49,363
8/7 Houston Oilers (San Ant., Tex.)	W, 37-28 40,308
8/14 Green Bay (Madison, Wis.)	W, 26-17 59,523
8/23 Chicago	W, 20-14 61,149
8/27 Detroit	L, 16-17 60,700

1994 (1-3)

8/5 at New England	L, 6-24 37,800
8/13 at Minnesota	L, 17-21 46,067
8/19 Green Bay	L, 10-13 54,714
8/25 Dallas	W, 28-10 57,281

1995 (1-3)

8/5 Green Bay (Madison, Wis.)	L, 17-27 49,071
8/11 at N.Y. Giants	L, 13-14 54,416
8/20 Seattle	L, 19-24 38,228
8/25 Detroit	W, 24-10 38,073

1996 (3-2)

7/27 Indianapolis (Canton, Ohio)*	L, 3-10 23,376
8/2 at Detroit	W, 23-22 35,782
8/10 at Kansas City	L, 6-42 65,710
8/17 Chicago	W, 31-21 35,246
8/23 Minnesota	W, 16-13 35,728

1997 (3-1)

8/2 at Tennessee Oilers	W, 21-12 22,811
8/9 Kansas City	W, 26-7 55,211
8/16 at Oakland	L, 18-16 36,771
8/22 at Chicago	W, 13-7 58,656

1998 (1-3)

8/8 at Green Bay	L, 7-31 60,080
8/14 at Denver	L, 10-17 70,937
8/22 Tennessee Oilers	L, 24-26 46,069
8/28 Tampa Bay	W, 10-6 43,774

1999 (2-2)

8/13 at Miami	W, 26-14 59,972
8/21 Indianapolis	L, 7-37 41,788
8/28 Green Bay	L, 17-38 53,074
9/2 at Tennessee	W, 12-11 63,634

2000 (1-3)

7/29 at N.Y. Jets	L, 20-24 75,754
8/5 at Minnesota	W, 25-24 63,445
8/12 Indianapolis (West Laf., Ind.)	L, 0-17 20,105
8/25 Miami	L, 17-22 46,955

2001 (1-3)

8/11 vs. Minnesota (San Ant., Tex.)	L, 21-28 46,752
8/18 Dallas	W, 16-10 53,249
8/24 at Denver	L, 24-31 74,063
9/1 at Seattle	L, 14-28 68,655

2002 (3-1)

8/10 Houston Texans	L, 10-13 67,356
8/15 at Miami	W, 24-7 56,930
8/24 at Cincinnati	W, 31-23 41,636
8/30 Indianapolis	W, 25-21 67,247

Home games in bold

* - Hall of Fame Game

All home preseason games held at Tulane Stadium (1967-74) and Louisiana Superdome (1975-present)

PRESEASON RECORDS

Team	W	L	T	Pct.	Team	W	L	T	Pct.
Arizona	3	0	0	1.000	Miami	6	9	0	.400
Atlanta	3	1	0	.750	Minnesota	7	4	0	.636
Baltimore	0	0	0	.000	New England	3	4	0	.429
Buffalo	3	3	0	.500	N.Y. Giants	1	1	0	.500
Carolina	0	0	0	.000	N.Y. Jets	2	4	0	.250
Chicago	5	1	0	.833	Oakland	1	1	0	.500
Cincinnati	4	1	0	.800	Philadelphia	3	2	0	.600
Cleveland	1	1	0	.500	Pittsburgh	3	7	0	.300
Dallas	3	3	0	.500	St. Louis	0	2	0	.000
Denver	3	2	0	.600	San Diego	1	4	0	.200
Detroit	3	4	0	.429	San Francisco	1	0	0	1.000
Green Bay	2	5	0	.286	Seattle	0	2	0	.000
Houston	0	1	0	.000	Tampa Bay	1	4	0	.200
Indianapolis	5	6	0	.456	Tennessee	13	11	1	.540
Jacksonville	0	0	0	.000	Washington	0	2	0	.000
Kansas City	4	3	0	.571	Totals	81	88	1	.476

! worth noting

Rating Success

In 12 of his career starts since joining the Saints in 2000, QB Aaron Brooks has posted a passer rating of 100 or above, including six games in 2002. The Saints are 9-3 in those contests:

Date	Opponent	Rating	Result
11/8/01	Indianapolis Colts	144.1	W, 34-20
10/28/01	at St. Louis Rams	122.2	W, 34-31
10/20/02	vs. San Francisco	115.7	W, 35-27
9/9/01	at Buffalo Bills	118.3	W, 28-6
11/11/01	at San Francisco	108.7	L, 27-28
12/16/02	vs. Minnesota Vikings	107.5	L, 32-31
12/9/01	at Atlanta Falcons	107.5	W, 28-10
12/2/01	Carolina Panthers	105.2	W, 27-23
10/13/02	at Wash. Redskins	104.2	W, 43-27
9/22/02	at Chicago Bears	101.7	W, 29-23
11/17/02	at Atlanta Falcons	101.4	L, 24-17
10/6/02	Pittsburgh Steelers	100.8	W, 32-29

Piling Up The Yardage

In 37 career starts in New Orleans, Brooks has passed for over 250 yards 16 times. That total already ranks fourth in club history behind Archie Manning (20), Bobby Hebert (18) and Jim Everett (18):

Yards	Date	Opponent
441*	12/3/00	vs. Denver
347	11/11/01	at San Francisco
330	12/2/01	vs. Carolina
318	11/24/02	vs. Cleveland
307	11/25/01	at New England
291	9/30/01	vs. N.Y. Giants
285	12/17/00	vs. Atlanta
279	11/17/02	at Atlanta
279	12/9/01	at Atlanta
269	9/29/02	at Detroit
269	12/17/01	vs. St. Louis
260	9/8/02	at Tampa Bay
259	11/10/02	at Carolina
255	12/15/02	vs. Minnesota
254	10/20/02	vs. San Francisco
254	10/28/01	at St. Louis

* Club record. Brooks remains the only quarterback in club history to pass for over 400 yards in a single game.

1985 SAINTS STATISTICS

RECORD: 5-11

FINISH: 3rd-NFC WEST

Date	W/L	Score	Opponent	Attendance
9/8	L	27-47	Kansas City	57,760
9/15	L	23-24	at Denver	74,488
9/22	W	20-13	Tampa Bay	45,320
9/29	W	20-17	at San Francisco	58,053
10/6	W	23-21	Philadelphia	56,364
10/13	L	13-23	at L.A. Raiders	48,512
10/20	L	24-31	at Atlanta	44,784
10/27	L	13-21	N.Y. Giants	54,082
11/3	L	10-28	at L.A. Rams	49,030
11/10	L	3-27	Seattle	47,365
11/17	L	14-38	at Green Bay	52,104
11/24	W	30-23	at Minnesota	54,117
12/1	W	29-3	L.A. Rams	44,122
12/8	L	16-28	at St. Louis	29,527
12/15	L	19-31	San Francisco	46,065
12/22	L	10-16	Atlanta	37,717

TEAM STATISTICS	N.O.	OPP.
TOTAL FIRST DOWNS	250	335
Rushing	83	125
Passing	148	188
Penalty	19	22
3rd Down: Made/Att.	66/221	96/228
3rd Down Pct.	29.9	42.1
4th Down: Made/Att.	8/16	7/13
4th Down Pct.	50.0	53.8
POSSESSION AVG.	28:33	31:27
TOTAL NET YARDS	4479	5815
Avg. Per Game	279.9	363.4
Total Plays	997	1083
Avg. Per Play	4.5	5.4
NET YARDS RUSHING	1683	2162
Avg. Per Game	105.2	135.1
Total Rushes	431	508
NET YARDS PASSING	2796	3653
Avg. Per Game	174.8	228.3
Sacked/Yards Lost	58/461	46/322
Gross Yards	3257	3975
Att./Completions	508/260	529/306
Completion Pct.	51.2	57.8
Had Intercepted	23	21
Yards/Average	89/42.3	81/42.2
Net Punting Avg.	89/36.5	81/37.8
Penalties/Yards	96/805	108/837
Fumbles/Ball Lost	23/13	24/16
Touchdowns	29	48
Rushing	4	19
Passing	20	26
Returns	5	3

Score by Periods	1	2	3	4	OT	TOT
Saints	46	77	43	128	0	294
Opponents	55	142	51	153	5	401

SCORING	TDRu	Pa	Rt	PAT	FG	S	TP
Saints	0	0	0	0	27/29	31/35	0 120
Opponents	4	0	4	0	0	0	24

SCORING	TDRu	Pa	Rt	PAT	FG	S	TP
Brenner	3	0	3	0	0	18	0
Goodlow	3	0	3	0	0	18	0
W. Wilson	3	1	2	0	0	18	0
Gajan	2	2	0	0	0	12	0
Groth	2	0	2	0	0	12	0
Hardy	2	0	2	0	0	12	0
Tice	2	0	2	0	0	12	0
Warren	2	0	2	0	0	12	0
Campbell	1	1	0	0	0	6	0
Del Rio	1	0	0	1	0	6	0
Hebert	1	0	1	0	0	6	0
Hoage	1	0	1	0	0	6	0
Merkens	1	0	1	0	0	6	0
Poe	1	0	0	1	0	6	0
Saints	29	4	20	5	27/29	31/35	0 294
Opponents	48	19	26	3	48/48	21/28	1 401

SACKS: Jackson 11.0, B. Clark 8.5, Geathers 6.5, Warren 5.5, Paul 5.0, Wilks 2.5, Haynes 2.0, Elliott 1.0, Hoage 1.0, Kovach 1.0, Redd 1.0, Wattleit 1.0, Saints 46.0, Opp. 58.0

RUSHING	No	Yds	Avg	LG	TD
W. Wilson	168	645	3.8	41	1
Campbell	158	643	4.1	45	1
Gajan	50	251	5.0	26	2
Edward Anthony	17	65	3.8	13	0
Wattleit	2	42	21.0	23	0
Hebert	12	26	2.2	8	0
D. Wilson	18	7	0.4	17	0
Fowler	2	4	2.0	3	0
Goodlow	1	3	3.0	3	0
Martin	2	-1	-0.5	11	0
Merkens	1	-2	-2.0	2	0
Saints	431	1683	3.9	45	4
Opponents	508	2162	4.3	48	19

RECEIVING	No	Yds	Avg	LG	TD
Brenner	42	652	15.3	30	3
W. Wilson	38	228	6.0	21	2
Martin	35	522	14.9	50	4
Goodlow	32	603	18.8	76	3
Edward Anthony	28	185	6.6	36	0
Tice	24	266	11.1	39	2
Groth	15	238	15.9	56	2
Hardy	15	208	13.9	31	2
Gajan	8	87	10.9	22	0
Scott	7	61	8.7	15	0
Campbell	6	88	14.7	39	0
Fowler	5	43	8.6	11	0
Merkens	3	61	20.3	39	1
Haynes	1	8	8.0	8	0
Hebert	1	7	7.0	7	1
Saints	260	3257	12.5	76	20
Opponents	306	3975	13.0	65	26

INTERCEPTIONS	No	Yds	Avg	LG	TD
Waymer	6	49	8.2	28	0

Hoage	4	79	19.8	52	1
Poe	3	63	21.0	40	1
Tullis	2	22	11.0	22	0
Del Rio	2	13	6.5	11	0
Wattleit	2	0	0.0	0	0
Kovach	1	53	53.0	53	0
Redd	1	25	25.0	25	0
Winston	0	8	---	8	0
Saints	21	312	14.9	53	2
Opponents	23	251	10.9	33	1

PUNTING	No	Yds	Avg	Net	TB	120	LG	B
Hansen	89	3763	42.3	36.5	6	14	58	0
Saints	89	3763	42.3	36.5	6	14	58	0
Opponents	81	3417	42.2	37.8	7	24	61	0

PUNT RET	Ret	FC	Yds	Avg	LG	TD
Tullis	17	6	141	8.3	17	0
Martin	8	10	53	6.6	13	0
Roaches	4	2	21	5.3	10	0
Groth	1	0	0	0.0	0	0
Saints	30	18	215	7.2	17	0
Opponents	45	17	397	8.8	46	0

KICKOFF RET	No	Yds	Avg	LG	TD
Edward Anthony	23	476	20.7	52	0
Tullis	23	470	20.4	62	0
Martin	15	384	25.6	69	0
Fowler	4	78	19.5	23	0
Roaches	4	76	19.0	23	0
Merkens	1	0	0.0	0	0
Rackley	1	63	63.0	63	0
Saints	71	1547	21.8	69	0
Opponents	43	968	22.5	94	1

FIELD GOALS	1-19	20-29	30-39	40-49	50+
Andersen	0/0	4/5	13/14	11/12	3/4
Saints	0/0	4/5	13/14	11/12	3/4
Opponents	0/0	6/6	6/8	6/9	3/5

Andersen: (50G, 36G) (45N, 55G) (37G, 40G, 50N) (39G, 39G, 39N) (40G, 33G, 43G) (34G, 33G) (33G) (33G, 43G) (51G) (20G, 28B) () (26G, 47G, 45G) (47G, 42G, 35G, 27G, 35G) (31G, 30G, 42G) (46G, 41G) (28G)

Opponents: (48G, 52G, 52G, 34G) (43G, 48G) (38G, 51G, 62N) (42G) () (48N) (31G) (32N, 42N) () (32G, 26G) (27G) (22G, 22G, 37G) (41G) () (52B, 24G) (39B, 48G, 46N, 31G, 22G)

1985 NFC WEST STANDINGS

Saints Finish: 3rd place	W	L	T	Pct.
L.A. Rams	11	5	0	.687
San Francisco	10	6	0	.625
New Orleans	5	11	0	.313
Atlanta	4	12	0	.250

ASSING	Att	Cmp	Yds	Cmp%	Yds/Att	TD	TD%	Int	Int%	Long	Sk/Yds	Rating
D. Wilson	293	145	1843	49.5	6.29	11	3.8	15	5.1	50	39/291	60.7
Hebert	181	97	1208	53.6	6.67	5	2.8	4	2.2	76	17/150	74.6
Todd	32	16	191	50.0	5.97	3	9.4	4	12.5	56	1/10	60.3
Hansen	1	1	8	100.0	8.00	0	0.0	0	0.0	8	0/0	100.0
Merkens	1	1	7	100.0	7.00	1	100.0	0	0.0	7	1/10	135.4
Saints	508	260	3257	51.2	6.41	20	3.9	23	4.5	76t	58/461	65.7
Opponents	529	306	3975	57.8	7.51	26	4.9	21	4.0	65t	46/322	81.4

1986 SAINTS STATISTICS

RECORD: 7-9

FINISH: 4th-NFC WEST

Date	W/L	Score	Opponent	Attendance
9/7	L	10-31	Atlanta	67,950
9/14	W	24-10	Green Bay	46,383
9/21	L	17-26	at San Fran.	58,297
9/28	L	17-20	at N.Y. Giants	72,769
10/5	L	6-14	Washington	57,378
10/12	W	17-14	at Indianapolis	53,512
10/19	W	36-7	Tampa Bay	43,355
10/26	L	23-28	at N.Y. Jets	44,246
11/2	W	23-10	San Francisco	53,234
11/9	W	6-0	L.A. Rams	62,352
11/16	W	16-7	at St. Louis	32,069
11/23	L	13-26	at L.A. Rams	58,600
11/30	L	20-21	New England	58,259
12/7	L	27-31	Miami	64,761
12/14	W	14-9	at Atlanta	39,994
12/21	L	17-33	at Minnesota	51,209

TEAM STATISTICS	N.O.	OPP.
TOTAL FIRST DOWNS	275	331
Rushing	109	104
Passing	137	197
Penalty	29	30
3rd Down: Made/Att.	59/197	97/320
3rd Down Pct.	29.9	42.2
4th Down: Made/Att.	7/13	7/14
4th Down Pct.	53.8	50.0
POSSESSION AVG.	27:59	32:01
TOTAL NET YARDS	4742	5102
Avg. Per Game	296.4	318.9
Total Plays	957	1109
Avg. Per Play	5.0	4.6
NET YARDS RUSHING	2074	1559
Avg. Per Game	129.6	97.4
Total Rushes	505	486
NET YARDS PASSING	2668	3543
Avg. Per Game	166.8	221.4
Sacked/Yards Lost	27/225	47/343
Gross Yards	2893	3886
Att./Completions	425/232	576/331
Completion Pct.	54.6	57.5
Had Intercepted	25	26
PUNTS/AVERAGE	82/42.1	78/42.5
NET PUNTING AVG.	82/36.6	78/35.6
PENALTIES/YARDS	109/855	104/791
FUMBLES/BALL LOST	33/18	37/17
TOUCHDOWNS	30	34
Rushing	15	11
Passing	13	21
Returns	2	2

SCORING	TD	Ru	Pa	Rt	PAT	FG	S	TP
Andersen	0	0	0	0	30/30	26/30	0	108
Mayes	8	8	0	0			0	48

ASSING	Att	Cmp	Yds	Cmp%	Yds/Att	TD	TD%	Int	Int%	Long	Sk/Yds	Rating
D. Wilson	342	189	2353	55.3	6.88	10	2.9	17	5.0	63t	22/191	65.8
Hebert	79	41	498	51.9	6.30	2	2.5	8	10.1	84	5/34	40.5
Hilliard	3	1	29	33.3	9.67	1	33.3	0	0.0	29t	0/0	109.7
Wattlet	1	1	13	100.0	13.00	0	0.0	0	0.0	13	0/0	118.8
Saints	425	232	2893	54.6	6.81	13	3.1	25	5.9	84	27/225	61.6
Opponents	576	331	3886	57.5	6.75	21	3.6	26	4.5	62t	47/343	71.4

SCORING	TD	Ru	Pa	Rt	PAT	FG	S	TP
Hilliard	5	5	0	0			0	30
Martin	5	0	0	0			0	30
Jones	3	0	0	0			0	18
Tice	3	0	0	0			0	18
Goodlow	2	0	0	0			0	12
Mel Gray	2	0	0	0			0	6
Haynes	1	0	0	0			0	6
Jordan	1	1	0	0			0	6
D. Wilson	1	1	0	0			0	6
Saints	30	15	13	2	30/30	26/30	0	288
Opponents	34	11	21	2	32/33	17/27	0	287

RUSHING	No	Yds	Avg	LG	TD
Mayes	286	1353	4.7	50	8
Hilliard	121	425	3.5	36	5
Jordan	68	207	3.0	10	1
Mel Gray	6	29	4.8	11	0
D. Wilson	14	19	1.4	14	1
W. Wilson	2	5	2.5	3	0
Del Rio	1	16	16.0	16	0
Hebert	5	14	2.8	7	0
Edwards	1	6	6.0	6	0
Hansen	1	0	0.0	0	0
Saints	505	2074	4.1	50	15
Opponents	486	1559	3.2	27	11

RECEIVING	No	Yds	Avg	LG	TD
Jones	48	625	13.0	45	3
Martin	37	675	18.2	84	5
Tice	37	330	8.9	29t	3
Goodlow	20	306	15.3	29t	2
Brenner	18	286	15.9	34	0
Mayes	17	107	6.3	17	0
Hilliard	17	96	5.6	18	0
Harris	11	148	13.5	27	0
Jordan	11	127	11.5	37	0
Edwards	10	132	13.2	24	0
Mel Gray	2	45	22.5	38	0
Waymer	1	13	13.0	13	0
J. Williams	1	5	5.0	5	0
Hebert	1	1	1.0	1	0
W. Wilson	1	-3	-3.0	-3	0
Saints	232	2893	12.5	84	13
Opponents	331	3886	11.7	62t	21

INTERCEPTIONS	No	Yds	Avg	LG	TD
Waymer	9	48	5.3	17	0
Poe	4	42	10.5	30	0
Wattlet	3	34	11.3	22	0
Gibson	2	43	21.5	43	0
Maxie	2	15	7.5	15	0
Jakes	2	6	3.0	4	0
Haynes	1	17	17.0	17t	1

PUNTING	No	Yds	Avg	Net	TB	120	LG	TD
Andersen	81	3456	42.7	36.6	11	17	66	1
Jackson	1	1	1.0	1	0	0	1	0
Saints	26	235	9.0	43	1	0	1	0
Opponents	25	362	14.5	46	0	0	0	0

PUNT RET	Ret	FC	Yds	Avg	LG	TD
Martin	24	9	227	9.5	39	0
McLemore	10	3	67	6.7	23	0
Poe	8	3	71	8.9	17	0
Edwards	3	0	2	0.7	5	0
Tullis	2	0	10	5.0	7	0
Saints	47	15	377	8.0	39	0
Opponents	37	11	234	6.3	20	0

KICKOFF RET	No	Yds	Avg	LG	TD
Mel Gray	31	866	27.9	101t	1
Mayes	10	213	21.3	34	0
Harris	7	122	17.4	22	0
Martin	3	64	21.3	27	0
McLemore	2	39	19.5	22	0
Tullis	2	28	14.0	19	0
Saints	55	1332	24.2	101t	1
Opponents	35	662	18.9	55	0

FIELD GOALS	1-19	20-29	30-39	40-49	50+
Andersen	1/1	11/11	6/7	6/6	2/5
Saints	1/1	11/11	6/7	6/6	2/5
Opponents	0/0	4/5	4/6	6/10	3/6

1986 NFC WEST STANDINGS	W	L	T	Pct.
San Francisco	10	5	1	.656
L.A. Rams	10	6	0	.625
Atlanta	7	8	1	.469
New Orleans	7	9	0	.438

SCORING	TD	Ru	Pa	Rt	PAT	FG	S	TP
Andersen	0	0	0	0	37/37	28/36	0	121
Hilliard	8	7	1	0			0	48
Martin	7	0	0	0			0	42
Tice	6	0	0	0			0	36
Mayes	5	5	0	0			0	30
Jones	3	0	0	0			0	18
Kempf	0	0	0	0	1/1	4/5	0	12
Beverly	2	2	0	0			0	12
Brenner	2	0	0	0			0	12
Hill	2	0	0	0			0	12
Jordan	2	0	0	0			0	12
Ward	2	0	0	0			0	12
Cofer	0	0	0	0	5/7	1/1	0	6
Alexander	1	1	0	0			0	6
Mel Gray	1	1	0	0			0	6
O'Neal	1	0	0	0			0	6
Poe	1	0	0	0			0	6
R. Sutton	1	0	0	0			0	6
Toles	1	0	0	0			0	6

1987 SAINTS STATISTICS

RECORD: 12-3

FINISH: 2nd-NFC WEST

Date	W/L	Score	Opponent	Attendance
9/13	W	28-21	Cleveland	59,900
9/20	L	17-27	at Philadelphia	57,485
10/4	W	37-10	L.A. Rams	29,745
10/11	L	19-24	at St. Louis	11,795
10/18	W	19-17	at Chicago	46,813
10/25	L	22-24	San Fran.	60,497
11/1	W	38-0	at Atlanta	42,196
11/8	W	31-14	at L.A. Rams	43,379
11/15	W	26-24	at San Fran.	60,436
11/22	W	23-14	N.Y. Giants	67,639
11/29	W	20-16	at Pittsburgh	47,896
12/6	W	44-34	Tampa Bay	65,471
12/13	W	24-10	Houston	68,257
12/20	W	41-24	at Cincinnati	43,424
12/27	W	33-24	Green Bay	68,364

TEAM STATISTICS	N.O.	OPP.
TOTAL FIRST DOWNS	304	270
Rushing	128	81
Passing	151	155
Penalty	25	34
3rd Down: Made/Att.	99/221	57/182
3rd Down Pct.	44.8	31.3
4th Down: Made/Att.	1/6	6/15
4th Down Pct.	16.7	40.0
POSSESSION AVG.	34:01	25:59
TOTAL NET YARDS	4964	4350
Avg. Per Game	330.9	290.0
Total Plays	1009	924
Avg. Per Play	4.9	4.7
NET YARDS RUSHING	2190	1550
Avg. Per Game	146.0	103.3
Total Rushes	569	388
NET YARDS PASSING	2774	2800
Avg. Per Game	184.9	186.7
Sacked/Yards Lost	29/213	47/355
Gross Yards	2987	3155
Att./Completions	411/227	489/246
Completion Pct.	55.2	50.3
Had Intercepted	12	30
PUNTS/AVERAGE	63/41.1	73/37.5
NET PUNTING AVG.	63/35.7	73/30.0
PENALTIES/YARDS	107/994	84/685
FUMBLES/BALL LOST	33/16	31/18
TOUCHDOWNS	46	35
Rushing	20	6
Passing	23	25
Returns	3	4

Score by Periods	1	2	3	4	OT	TOT
Saints	93	107	104	118	0	422
Opponents	69	95	58	61	0	283

SCORING	TD	Ru	Pa	Rt	PAT	FG	S	TP
Andersen	0	0	0	0	37/37	28/36	0	121
Hilliard	8	7	1	0			0	48
Martin	7	0	0	0			0	42
Tice	6	0	0	0			0	36
Mayes	5	5	0	0			0	30
Jones	3	0	0	0			0	18
Kempf	0	0	0	0	1/1	4/5	0	12
Beverly	2	2	0	0			0	12
Brenner	2	0	0	0			0	12
Hill	2	0	0	0			0	12
Jordan	2	0	0	0			0	12
Ward	2	0	0	0			0	12
Cofer	0	0	0	0	5/7	1/1	0	6
Alexander	1	1	0	0			0	6
Mel Gray	1	1	0	0			0	6
O'Neal	1	0	0	0			0	6
Poe	1	0	0	0			0	6
R. Sutton	1	0	0	0			0	6
Toles	1	0	0	0			0	6

SCORING	TD	Ru	Pa	Rt
---------	----	----	----	----

1988 SAINTS STATISTICS

RECORD: 10-6 FINISH: 3rd-NFC WEST

Date	W/L	Score	Opponent	Attendance
9/4	L	33-34	San Francisco	66,357
9/11	W	29-21	at Atlanta	48,901
9/18	W	22-14	at Detroit	32,943
9/25	W	13-9	Tampa Bay	66,671
10/3	W	20-17	Dallas	68,474
10/9	W	23-17	at San Diego	42,693
10/16	W	20-19	at Seattle	63,569
10/23	W	20-6	L.A. Raiders	66,249
10/30	L	10-12	L.A. Rams	68,238
11/6	L	24-27	at Washington	54,183
11/13	W	14-10	at L.A. Rams	63,305
11/20	W	42-0	Denver	68,075
11/27	L	12-13	N.Y. Giants	66,526
12/4	L	3-45	at Minnesota	61,215
12/11	L	17-30	at San Fran.	62,977
12/18	W	10-9	Atlanta	66,566

TEAM STATISTICS	N.O.	OPP.
TOTAL FIRST DOWNS	306	286
Rushing	108	97
Passing	179	167
Penalty	19	22
3rd Down: Made/Att.	104/227	73/203
3rd Down Pct.	45.8	36.0
4th Down: Made/Att.	4/6	7/14
4th Down Pct.	66.7	50.0
POSSESSION AVG.	32:38	27:22
TOTAL NET YARDS	5131	5106
Avg. Per Game	320.7	319.1
Total Plays	1034	978
Avg. Per Play	5.0	5.2
NET YARDS RUSHING	2046	1779
Avg. Per Game	127.9	111.2
Total Rushes	512	442
NET YARDS PASSING	3085	3327
Avg. Per Game	192.8	207.9
Sacked/Yards Lost	24/171	31/252
Gross Yards	3256	3579
Att./Completions	498/286	505/277
Completion Pct.	57.4	54.9
Had Intercepted	16	17
PUNTS/AVERAGE	73/39.9	70/40.2
NET PUNTING AVG.	73/34.3	70/32.6
PENALTIES/YARDS	101/821	77/628
FUMBLES/BALL LOST	29/16	27/15
TOUCHDOWNS	33	29
Rushing	9	7
Passing	21	19
Returns	3	3

Score by Periods	1	2	3	4	OT	TOT
Saints	64	93	101	54	0	312
Opponents	51	111	70	51	0	283

SCORING	TD	Ru	Pa	Rt	PAT	FG	S	TP
Andersen	0	0	0	0	32/33	26/36	0	110
Hill	7	0	7	0			0	42

SCORING	TD	Ru	Pa	Rt	PAT	FG	S	TP
Mack	7	0	7	0			0	42
Martin	6	5	1	0			0	36
Hilliard	3	3	0	0			0	18
Mayes	2	0	2	0			0	12
R. Clark	2	0	2	0			0	6
Perriman	1	0	0	1			0	6
Mel Gray	1	0	0	1			0	6
Heyward	1	0	0	1			0	6
Jordan	1	0	0	1			0	6
Scales	1	0	0	1			0	6
Tice	1	0	0	1			0	6
Waymer	1	0	0	1			0	6
Jackson	0	0	0	0			1	2
Saints	33	9	21	3	32/33	26/36	2	312
Opponents	29	7	19	3	28/29	27/34	0	283

SACKS: Jackson 7.0, Swilling 7.0, Geathers 3.5, Wilks 3.5, Gibson 2.0, Johnson 2.0, Kohlbrand 2.0, Elliott 1.0, Gregory 1.0, Mack 1.0, Warren 1.0, Saints 31.0, Opp. 24.0

RUSHING	No	Yds	Avg	LG	TD
Hilliard	204	823	4.0	36	5
Mayes	170	628	3.7	21	3
Heyward	74	355	4.8	73	1
Jordan	19	115	6.1	44	0
Hebert	37	79	2.1	16	0
Perriman	3	17	5.7	17	0
Martin	2	12	6.0	9	0
Hansen	1	10	10.0	10	0
Hill	2	7	3.5	5	0
Saints	512	2046	4.0	73	9
Opponents	442	1779	4.0	62	7

RECEIVING	No	Yds	Avg	LG	TD
Martin	85	1083	12.7	40	7
Hill	66	703	10.7	35	7
Hilliard	34	335	9.9	26	1
Tice	26	297	11.4	40	1
R. Clark	19	245	12.9	21	2
Perriman	16	215	13.4	33	2
Mayes	13	105	8.1	18	0
Mayes	11	103	9.4	25	0
Jordan	5	70	14.0	25	0
Brenner	5	67	13.4	24	0
Scales	2	20	10.0	14	1
Hebert	2	0	0.0	2	0
Pattison	1	8	8.0	8	0
Benson	1	5	5.0	5	0
Saints	286	3256	11.4	40	21
Opponents	277	3579	12.9	85	19

INTERCEPTIONS	No	Yds	Avg	LG	TD
Atkins	4	42	10.5	40	0
Waymer	3	91	30.3	44	0
Jakes	3	61	20.3	39	0
Sutton	3	32	10.7	34	0
Johnson	1	34	34.0	34	0

PUNTING	No	Yds	Avg	Net	TB	I20	LG	TD
Hansen	72	2913	40.5	34.3	8	19	64	1
Saints	73	2913	39.9	34.3	8	19	64	1
Opponents	70	2815	40.2	32.6	6	15	56	1

PUNT RET	Ret	FC	Yds	Avg	LG	TD
Mel Gray	32	670	20.9	39	0	0
Atkins	20	424	21.2	57	0	0
Mayes	7	132	18.9	33	0	0
Hilliard	6	111	18.5	30	0	0
Martin	3	12	10.7	18	0	0
Waymer	2	39	19.5	29	0	0
Saints	70	1408	20.1	57	0	0
Opponents	43	823	19.1	40	0	0

KICKOFF RET	No	Yds	Avg	LG	TD
Mel Gray	32	670	20.9	39	0
Atkins	20	424	21.2	57	0
Mayes	7	132	18.9	33	0
Hilliard	6	111	18.5	30	0
Martin	3	12	10.7	18	0
Waymer	2	39	19.5	29	0
Saints	70	1408	20.1	57	0
Opponents	43	823	19.1	40	0

FIELD GOALS	1-19	20-29	30-39	40-49	50+
Andersen	1/1	11/12	8/11	5/8	1/4
Saints	1/1	11/12	8/11	5/8	1/4
Opponents	2/2	6/7	10/13	9/10	0/2

Andersen: (20G) (41G, 29G, 28G) (53N, 37G, 29G) (28G, 41G, 39N) (27G, 49G) (27G, 35G, 45N, 34G) (23G, 31G) (51G, 25G) (33G) (19G, 53B, 49N) (52N) () (27G, 41G, 26G, 29N, 45G) (36G) (38G, 40N, 32N) (34N, 30G)

Opponents: (25G, 32G) (41N) () (25G, 35G, 35G) (39N, 39G) (35G) (22G, 47G, 46G, 36B, 42G) (50N) (37G, 27B, 18G, 47G, 30G) (42G, 23G) (23G) (35N, 50N) (46G, 35G) (37G) (40G, 47G, 19G) (27G, 43G, 39G)

1988 NFC WEST STANDINGS	W	L	T	Pct.
Saints Finish: 3rd place				
San Francisco	10	6	0	.625
L.A. Rams	10	6	0	.625
New Orleans	10	6	0	.625
Atlanta	5	11	0	.313

PASSING	Att	Cmp	Yds	Cmp%	Yds/Att	TD	TD%	Int	Int%	Long	Sk/Yds	Rating
Hebert	478	280	3156	58.6	6.60	20	4.2	15	3.1	40	24/171	79.3
Wilson	16	5	73	31.3	4.56	0	0.0	1	6.3	25	0/0	21.1
Hilliard	2	1	27	50.0	13.50	1	50.0	0	0.0	27	0/0	135.4
Fourcade	1	0	0	0.0	0.00	0	0.0	0	0.0	0	0/0	39.6
Hill	1	0	0	0.0	0.00	0	0.0	0	0.0	0	0/0	39.6
Saints	498	286	3256	57.4	6.54	21	4.2	16	3.2	40	24/171	77.9
Opponents	505	277	3579	54.9	7.09	19	3.8	17	3.4	85	31/252	75.8

1989 SAINTS STATISTICS

RECORD: 9-7 FINISH: 3rd-NFC WEST

Date	W/L	Score	Opponent	Attendance
9/7	L	28-0	Dallas	66,977
9/10	W	34-35	at Green Bay	55,809
9/24	L	10-20	at Tampa Bay	44,053
10/1	L	14-16	Washington	64,358
10/8	L	20-24	San Fran.	60,488
10/15	W	29-14	N.Y. Jets	59,521
10/22	W	40-21	at L.A. Rams	57,567
10/29	W	20-13	Atlanta	65,153
11/6	L	13-31	at San Fran.	60,667
11/12	W	28-24	at New Eng.	47,680
11/19	W	26-17	at Atlanta	53,173
11/26	W	17-20	L.A. Rams	64,274
12/3	L	14-21	at Detroit	38,550
12/10	W	22-19	at Buffalo	70,037
12/18	W	30-20	Philadelphia	59,218
12/24	W	41-6	Indianapolis	49,009

TEAM STATISTICS	N.O.	OPP.
TOTAL FIRST DOWNS	304	293
Rushing	108	79
Passing	167	198
Penalty	29	16
3rd Down: Made/Att.	89/207	82/216
3rd Down Pct.	43.0	38.0
4th Down: Made/Att.	5/10	8/17
4th Down Pct.	50.0	47.1
POSSESSION AVG.	33:43	26:17
TOTAL NET YARDS	5328	5186
Avg. Per Game	333.0	324.1
Total Plays	999	997
Avg. Per Play	5.3	5.2
NET YARDS RUSHING	1948	1326
Avg. Per Game	121.8	82.9
Total Rushes	502	373
NET YARDS PASSING	3380	3860
Avg. Per Game	211.3	241.3
Sacked/Yards Lost	36/271	47/362
Gross Yards	3651	4222
Att./Completions	461/284	577/320
Completion Pct.	61.6	55.5
Had Intercepted	19	21
PUNTS/AVERAGE	71/39.1	75/39.4
NET PUNTING AVG.	71/34.2	75/33.2
PENALTIES/YARDS	90/676	105/850
FUMBLES/BALL LOST	28/12	35/18
TOUCHDOWNS	46	35
Rushing	19	10
Passing	23	23
Returns	4	2

Score by Periods	1	2	3	4	OT	TOT
Saints	105	123	60	98	0	386
Opponents	27	96	89	86	3	301

SCORING	TD	Ru	Pa	Rt	PAT	FG	S	TP
Andersen	18	13	5	0	44/45	20/29	0	104
E. Martin	8	0	8	0			0	48
Brenner	4	0	4	0			0	24

SCORING	TD	Ru	Pa	Rt	PAT	FG	S	TP
Hill	4	0	4	0			0	24
Jordan	3	3	0	0			0	18
Cook	1	0	0	1			0	6
Fourcade	1	1	0	0			0	6
Frazier	1	1	0	0			0	6
Heyward	1	1	0	0			0	6
Maxie	1	0	0	1			0	6
Morse	1	0	0	1			0	6
Shepard	1	0	0	1			0	6
Tice	1	0	1	0			0	6
Turner	1	0	1	0			0	6
Forde	0	0	0	0			1	2
Warren	0	0	0	0			1	2
Saints	46	19	23	4	44/45	20/29	3	386
Opponents	35	10	23	2	34/35	19/24	0	301

SACKS: Swilling 16.5, Warren 9.5, Jackson 7.5, Wilks 4.0, Mills 3.0, W. Martin 2.5, Cook 1.0, Geathers 1.0, V. Johnson 1.0, Mack 1.0, Saints 47.0, Opp. 36.0

RUSHING	No	Yds	Avg	LG	TD
Hilliard	344	1262	3.7	40	13
Heyward	49	183	3.7	15	1
Jordan	38	179	4.7	32	3

1990 SAINTS STATISTICS

RECORD: 8-8

FINISH: 2nd-NFC WEST

Date	W/L	Score	Opponent	Attendance
9/10	L	12-13	San Fran.	68,629
9/16	L	3-32	at Minnesota	56,272
9/23	W	28-7	Phoenix	61,110
10/7	L	27-28	at Atlanta	57,401
10/14	W	25-20	Cleveland	68,608
10/21	L	10-23	at Houston	57,908
10/28	L	10-27	Detroit	64,368
11/4	W	21-7	at Cincinnati	60,067
11/11	W	35-7	Tampa Bay	67,865
11/18	L	17-31	at Washington	52,573
11/25	W	10-17	Atlanta	68,629
12/2	L	13-17	at Dallas	60,087
12/9	W	24-20	at L.A. Rams	56,864
12/16	L	6-9	Pittsburgh	68,582
12/23	W	13-10	at San Fran.	60,112
12/31	W	20-17	L.A. Rams	68,647

TEAM STATISTICS	N.O.	OPP.
TOTAL FIRST DOWNS	253	279
Rushing	107	91
Passing	133	167
Penalty	13	21
3rd Down: Made/Att.	84/209	85/217
3rd Down Pct.	40.2	39.2
4th Down: Made/Att.	5/9	9/17
4th Down Pct.	55.6	52.9
POSSESSION AVG.	29:59	30:01
TOTAL NET YARDS	4476	4878
Avg. Per Game	279.8	304.9
Total Plays	931	986
Avg. Per Play	4.8	4.9
NET YARDS RUSHING	1850	1559
Avg. Per Game	115.6	97.4
Total Rushes	464	410
NET YARDS PASSING	2626	3319
Avg. Per Game	164.1	207.4
Sacked/Yards Lost	20/31	42/265
Gross Yards	2757	3584
Att./Completions	447/226	534/316
Completion Pct.	50.6	59.2
Had Intercepted	23	8
PUNTS/AVERAGE	71/42.1	74/40.9
NET PUNTING AVG.	71/36.2	74/34.9
PENALTIES/YARDS	108/829	87/655
FUMBLES/BALL LOST	29/16	35/19
TOUCHDOWNS	30	30
Rushing	14	8
Passing	15	21
Returns	1	1

Score by Periods	1	2	3	4	OT	TOT
Saints	54	82	48	90	0	274
Opponents	30	82	76	87	0	275

SCORING	TD	Ru	Pa	Rt	PAT	FG	S	TP
Andersen	0	0	0	0	29/29	21/27	0	92
Mayes	7	7	0	0	0	0	0	42
E. Martin	5	0	5	0	0	0	0	30
Heyward	4	4	0	0	0	0	0	24
Turner	4	0	4	0	0	0	0	24
Brenner	2	0	2	0	0	0	0	12
Fenerty	2	2	0	0	0	0	0	12
Perriman	2	0	2	0	0	0	0	12
Fourcade	1	1	0	0	0	0	0	6
Hilliard	1	0	1	0	0	0	0	6
Maxie	1	0	0	1	0	0	0	6
Scales	1	0	1	0	0	0	0	6
Saints	30	14	15	1	29/29	21/27	1	274
Opponents	30	8	21	1	30/30	21/35	1	275

SACKS: Swilling 11.0, Turnbull 9.0, Jackson 6.0, Wilks 5.5, W. Martin 4.0, Atkins 3.0, Cook 1.0, Johnson 1.0, Simmons 1.0, Mills 0.5, Saints 42.0, Opp. 20.0

RUSHING	No	Yds	Avg	LG	TD
Heyward	129	599	4.6	47t	4
Mayes	138	510	3.7	18	7
Fenerty	73	355	4.9	60t	2
Hilliard	90	284	3.2	17	0
Fourcade	15	77	5.1	12	1
Walsh	19	25	1.3	18	0
Saints	464	1850	4.0	60t	14
Opponents	410	1559	3.8	35	8

RECEIVING	No	Yds	Avg	LG	TD
E. Martin	63	912	14.5	58	5
Perriman	36	382	10.6	29	2
Turner	21	396	18.9	68t	4
Fenerty	18	209	11.6	28	0
Heyward	18	121	6.7	12	0
Brenner	17	213	12.5	31t	2
Hilliard	14	125	8.9	20	1
Mayes	12	121	10.1	66	0
Tice	11	113	10.3	19	0
Scales	8	64	8.0	20	1
Alphin	4	57	14.3	17	0
Hill	3	35	11.7	13	0
Hilgenberg	1	9	9.0	9	0
Saints	226	2757	12.2	68t	15
Opponents	316	3584	11.3	51t	21

INTERCEPTIONS	No	Yds	Avg	LG	TD
Maxie	2	88	44.0	50t	1
Cook	2	55	27.5	50	0
Atkins	2	15	7.5	15	0
Thompson	2	0	0.0	0	0

Saints	8	158	19.8	50t	1
Opponents	23	283	12.3	73	0
PUNTING	No	Yds	Avg	Net TB	LG B
Barnhardt	70	2990	42.7	36.2	6 20 65 1
Saints	70	2990	42.7	36.2	6 20 65 1
Opponents	74	3024	40.9	34.9	2 18 57 1

PUNT RET	Ret	FC	Yds	Avg	LG	TD
V. Buck	37	8	305	8.2	33	0
Morse	8	1	95	11.9	18	0
Saints	45	9	400	8.9	33	0
Opponents	43	12	302	7.0	24	0

KICKOFF RET	No	Yds	Avg	LG	TD
Fenerty	28	572	20.4	58	0
Atkins	19	471	24.8	50	0
Morse	4	56	14.0	18	0
V. Buck	3	38	12.7	17	0
Mayes	2	39	19.5	21	0
Heyward	1	12	12.0	12	0
Mack	1	17	17.0	17	0
Saints	58	1205	20.8	58	0
Opponents	36	583	16.2	56	0

FIELD GOALS	1-19	20-29	30-39	40-49	50+
Andersen	0/0	5/5	5/6	8/12	3/4
Saints	0/0	5/5	5/6	8/12	3/4
Opponents	1/1	3/3	10/13	6/10	1/8

Andersen: (41G, 39G, 28G, 32G) (37G) (46G, 23G) (52G, 39N) (20G, 40G) (47G) (48N) (38G) (43N, 20G) (43G, 50G) (48G) (50G, 43G) (30G, 40G) (51N, 48N, 41G, 24G)

Opponents: (52G, 55N, 52N, 47N, 38G) (30G, 48G, 38G) (52N, 37B) (40N) (37G, 39G) (43G, 45G, 33G) (39N, 52N, 25G, 39G) (43N) (39G) (51N, 51N) (47G) (38G, 18G) (46N, 29G, 42G, 43G) (59N, 30G) (30N, 24G)

1990 NFC WEST STANDINGS				
Saints Finish: 2nd place				
	W	L	T	Pct.
San Francisco	14	2	0	.875
New Orleans	8	8	0	.500
L.A. Rams	5	11	0	.313
Atlanta	5	11	0	.313

ASSING	Att	Cmp	Yds	Cmp%	Yds/Att	TD	TD%	Int	Int%	Long	Sk/Yds	Rating
Walsh	327	175	1970	53.5	6.02	12	3.7	13	4.0	58	10/76	67.5
Fourcade	116	50	785	43.1	6.77	3	2.6	8	6.9	68t	8/44	46.1
Kramer	3	1	2	33.3	0.67	0	0.0	1	33.3	2	2/11	2.8
Heyward	1	0	0	0.0	0.00	0	0.0	1	100.0	0	0/0	0.0
Saints	447	226	2757	50.6	6.17	15	3.4	23	5.1	68t	20/131	59.7
Opponents	534	316	3584	59.2	6.71	21	3.9	8	1.5	51t	42/265	86.2

1991 SAINTS STATISTICS

RECORD: 11-5

FINISH: 1st-NFC WEST

Date	W/L	Score	Opponent	Attendance
9/1	W	27-24	Seattle	68,492
9/8	W	17-10	at Kansas City	74,816
9/15	W	24-7	L.A. Rams	68,583
9/22	W	26-0	Minnesota	68,591
9/29	W	27-6	at Atlanta	56,556
10/13	W	13-6	at Philadelphia	64,224
10/20	W	23-7	Tampa Bay	68,591
10/27	L	17-20	Chicago	68,591
11/3	W	24-17	at L.A. Rams	58,713
11/10	W	10-3	San Francisco	68,591
11/17	L	21-24	at San Diego	48,420
11/24	Lot	20-23	Atlanta	68,591
12/1	L	24-38	at San Fran.	62,092
12/8	L	14-23	at Dallas	64,530
12/16	W	27-0	L.A. Raiders	68,625
12/22	W	27-3	at Phoenix	30,928

TEAM STATISTICS	N.O.	OPP.
TOTAL FIRST DOWNS	267	214
Rushing	93	63
Passing	157	139
Penalty	17	12
3rd Down: Made/Att.	86/228	49/188
3rd Down Pct.	37.7	26.1
4th Down: Made/Att.	5/10	4/13
4th Down Pct.	50.0	30.8
POSSESSION AVG.	33:58	26:02
TOTAL NET YARDS	4968	3933
Avg. Per Game	310.5	245.8
Total Plays	1008	875
Avg. Per Play	4.9	4.5
NET YARDS RUSHING	1709	1213
Avg. Per Game	106.8	75.8
Total Rushes	483	334
NET YARDS PASSING	3259	2720
Avg. Per Game	203.7	170.0
Sacked/Yards Lost	19/160	50/337
Gross Yards	3419	3057
Att./Completions	506/292	491/259
Completion Pct.	57.7	52.7
Had Intercepted	15	29
PUNTS/AVERAGE	87/43.0	88/42.3
NET PUNTING AVG.	87/35.3	88/37.1
PENALTIES/YARDS	101/801	95/711
FUMBLES/BALL LOST	24/15	34/19
TOUCHDOWNS	38	23
Rushing	15	6
Passing	20	12
Returns	3	5

Score by Periods	1	2	3	4	OT	TOT
Saints	61	120	75	85	0	341
Opponents	23	59	54	72	3	211

SCORING	TD	Ru	Pa	Rt	PAT	FG	S	TP
Andersen	0	0	0	0	38/38	25/32	0	113
Turner	8	0	8	0	0	0	0	48
Fenerty	5	3	2	0	0	0	0	30

SCORING	TD	Ru	Pa	Rt	PAT	FG	S	TP
Heyward	5	4	1	0	0	0	0	30
Hilliard	5	4	1	0	0	0	0	30
E. Martin	4	0	4	0	0	0	0	24
Jordan	3	2	1	0	0	0	0	18
Early	2	0	2	0	0	0	0	12
McAfee	2	2	0	0	0	0	0	12
Carroll	1	0	1	0	0	0	0	6
Maxie	1	0	0	1	0	0	0	6
Swilling	1	0	0	1	0	0	0	6
Warren	1	0	0	1	0	0	0	6
Saints	38	15	20	3	38/38	25/32	0	341
Opponents	23	6	12	5	22/23	17/21	0	211

SACKS: Swilling 17.0, Jackson 11.5, Warren 7.0, W. Martin 3.5, Atkins 3.0, Goff 2.0, Wilks 2.0, Miller 1.0, Mills 1.0, Turnbull 1.0, James E. Williams 1.0, Saints 50.0, Opp. 19.0

RUSHING	No	Yds	Avg	LG	TD
McAfee	109	494	4.5	34	2
Fenerty	139	477	3.4	54	3
Heyward	76	260	3.4	15	4
Hilliard	79	252	3.2	65t	4
Jordan	47	150	3.2	25	2
Hebert	18	56	3.1	16	0
Early	3	13	4.3	6	0
Morse	3	7	2.3	8	0
Barnhardt	1	0	0.0	0	0
Walsh	8	0	0.0	3	0
Saints	483	1709	3.5	65t	15
Opponents	334	1213	3.6	33	6

RECEIVING	No	Yds	Avg	LG	TD
E. Martin	66	803	12.2	30	4
Turner	64	927	14.5	65t	8
Early	32	541	16.9	52	2
Fenerty	26	235	9.0	50t	2
Tice	22	230	10.5	22	0
Hilliard	21	127	6.0	14t	1
Carroll	18	184	10.2	31t	1
Brenner	16	179	11.2	21	0
Jordan	15	92	6.1	19	1
Heyward	4	34	8.5	22t	1
Newman	3	33	11.0	14	0
Scales	3	23	7.7	14	0
McAfee	1	8	8.0	8	0
Wainright	1	3	3.0	3	0
Saints	292	3419	11.7	65t	20

1992 SAINTS STATISTICS

RECORD: 12-4

FINISH: 2nd-NFC WEST

Date	W/L	Score	Opponent	Attendance
9/6	L	13-15	at Philadelphia	63,513
9/13	W	28-6	Chicago	68,591
9/20	W	10-7	at Atlanta	67,328
9/27	L	10-16	San Fran.	68,591
10/4	W	13-7	at Detroit	66,971
10/11	W	13-10	L.A. Rams	68,591
10/18	W	30-21	at Phoenix	27,735
11/1	W	23-21	Tampa Bay	68,591
11/8	W	31-14	at New Eng.	45,413
11/15	L	20-21	at San Fran.	64,895
11/23	W	20-3	Washington	68,591
11/29	W	24-13	Miami	68,591
12/3	W	22-14	Atlanta	68,591
12/13	W	37-14	at L.A. Rams	47,355
12/20	L	16-20	Buffalo	68,591
12/26	W	20-0	at N.Y. Jets	45,614

TEAM STATISTICS	N.O.	OPP.
TOTAL FIRST DOWNS	267	246
Rushing	92	86
Passing	155	146
Penalty	20	14
3rd Down: Made/Att.	75/197	71/209
3rd Down Pct.	38.1	34.0
4th Down: Made/Att.	3/8	8/18
4th Down Pct.	37.5	44.4
POSSESSION AVG.	31:10	28:50
TOTAL NET YARDS	4806	4075
Avg. Per Game	300.4	254.7
Total Plays	895	949
Avg. Per Play	5.4	4.3
NET YARDS RUSHING	1628	1605
Avg. Per Game	101.8	100.3
Total Rushes	454	381
NET YARDS PASSING	3178	2470
Avg. Per Game	198.6	154.4
Sacked/Yards Lost	15/119	57/376
Gross Yards	3297	2846
Att./Completions	426/251	511/287
Completion Pct.	58.9	56.2
Had Intercepted	16	18
PUNTS/AVERAGE	67/44.0	89/41.2
NET PUNTING AVG.	67/37.7	89/37.0
PENALTIES/YARDS	60/567	77/729
FUMBLES/BALL LOST	27/13	37/20
TOUCHDOWNS	35	24
Rushing	10	8
Passing	19	13
Returns	6	3

Score by Periods	1	2	3	4	OT	TOT
Saints	70	86	91	83	0	330
Opponents	26	64	31	81	0	202

SCORING	TD	Ru	Pa	Rt	PAT	FG	S	TP
Andersen	0	0	0	0	33/34	29/34	0	120
Hilliard	7	3	4	0			0	42
Early	5	0	5	0			0	30

ASSING	Att	Cmp	Yds	Cmp%	Yds/Att	TD	TD%	Int	Int%	Long	Sk/Yds	Rating
Hebert	422	249	3287	59.0	7.79	19	4.5	16	3.8	721	15/119	82.9
M. Buck	4	2	10	50.0	2.50	0	0.0	0	0.0	10	0/0	56.3
Team	426	251	3297	58.9	7.74	19	4.5	16	3.8	721	15/119	82.6
Opponents	511	287	2846	56.2	5.57	13	2.5	18	3.5	44	57/376	65.9

SCORING	TD	Ru	Pa	Rt	PAT	FG	S	TP
E. Martin	5	0	5	0			0	30
Dunbar	3	3	0	0			0	18
Heyward	3	3	0	0			0	18
Small	3	0	3	0			0	18
Carroll	2	0	2	0			0	12
Goff	2	0	0	2			0	12
V. Buck	1	0	0	1			0	6
Cook	1	0	0	1			0	6
Jones	1	0	0	1			0	6
McAfee	1	1	0	0			0	6
Mills	1	0	0	1			0	6
Saints	35	10	19	6	33/34	29/34	0	330
Opponents	24	8	13	3	22/24	12/17	0	202

SACKS: W. Martin 15.5, Jackson 13.5, Swilling 10.5, Warren 4.0, Wilks 4.0, Mills 3.0, Turnbull 1.5, Cook 1.0, Johnson 1.0, Maxie 1.0, Miller 1.0, V. Buck 0.5, Smeenge 0.5, Saints 57.0, Opp. 15.0

RUSHING	No	Yds	Avg	LG	TD
Dunbar	154	565	3.7	25	3
Hilliard	115	445	3.9	22	3
Heyward	104	416	4.0	23	3
McAfee	39	114	2.9	19	1
Hebert	32	95	3.0	18	0
Early	3	-1	-3.3	7	0
Barnhardt	4	-2	-5.0	12	0
M. Buck	3	-4	-1.3	-1	0
Saints	454	1628	3.6	25	10
Opponents	381	1605	4.2	41	8

RECEIVING	No	Yds	Avg	LG	TD
E. Martin	68	1041	15.3	52	5
Hilliard	48	465	9.7	41	4
Small	30	566	18.9	59	5
Heyward	23	278	12.1	33	3
Carroll	19	159	8.4	21	0
Brenner	18	292	16.2	72	2
Wainwright	12	161	13.4	23	0
Dunbar	9	143	15.9	29	0
Turner	5	43	8.6	18	0
Stowers	4	23	5.8	8	0
Newman	3	21	7.0	8	0
McAfee	1	16	16.0	16	0
Dowdell	1	6	6.0	6	0
Lipps	1	1	1.0	1	0
Cooper	0	20	---	20	0
Saints	251	3297	13.1	72	19
Opponents	287	2846	9.9	44	13

INTERCEPTIONS	No	Yds	Avg	LG	TD
Cook	6	90	15.0	48	1
Atkins	3	0	0.0	0	0
Jones	2	71	35.5	71	1
V. Buck	2	51	25.5	34	1
Taylor	2	20	10.0	20	0

PUNTING	No	Yds	Avg	Net TB	I20	LG	B
Barnhardt	67	2947	44.0	37	710	19	62
Saints	67	2947	44.0	37.0	710	19	62
Opponents	89	3666	41.2	37.0	7	18	59

PUNT RET	Ret	FC	Yds	Avg	LG	TD
Newman	23	10	158	6.9	18	0
Dowdell	12	6	37	3.1	34	0
Lipps	5	1	22	4.4	16	0
Turner	3	0	10	3.3	5	0
V. Buck	2	4	4	2.0	3	0
Saints	45	21	231	5.1	34	0
Opponents	31	21	218	7.0	34	0

KICKOFF RET	No	Yds	Avg	LG	TD
McAfee	19	393	20.7	38	0
Hilliard	10	187	18.7	27	0
Hilliard	7	130	18.6	48	0
Newman	3	62	20.7	29	0
Heyward	1	14	14.0	14	0
Jordan	1	18	18.0	18	0
Kennard	1	11	11.0	11	0
Saints	42	815	19.4	48	0
Opponents	40	923	23.1	60	0

FIELD GOALS	1-19	20-29	30-39	40-49	50+
Andersen	0/0	10/10	8/10	8/11	3/3
Saints	0/0	10/10	8/10	8/11	3/3
Opponents	1/1	3/3	5/7	3/4	0/2

1992 NFC WEST STANDINGS				
Saints Finish: 2nd place				
	W	L	T	Pct.
San Francisco	14	2	0	.875
New Orleans	12	4	0	.750
Atlanta	6	10	0	.375
L.A. Rams	6	10	0	.375

1993 SAINTS STATISTICS

RECORD: 8-8

FINISH: 2nd-NFC WEST

Date	W/L	Score	Opponent	Attendance
9/5	W	33-21	Houston	69,029
9/12	W	34-31	at Atlanta	64,287
9/19	W	14-3	Detroit	69,039
9/26	W	16-13	San Francisco	69,041
10/3	W	37-6	at L.A. Rams	50,709
10/17	L	14-37	at Pittsburgh	56,056
10/24	L	15-26	Atlanta	69,043
10/31	W	20-17	at Phoenix	36,778
11/14	L	17-19	Green Bay	69,043
11/22	L	7-42	at San Fran.	66,500
11/28	W	17-14	at Minnesota	53,030
12/5	L	13-17	at Cleveland	60,388
12/12	L	20-23	L.A. Rams	69,033
12/20	L	14-24	N.Y. Giants	69,036
12/26	L	26-37	at Philadelphia	50,085
1/2	W	20-13	Cincinnati	58,036

TEAM STATISTICS	N.O.	OPP.
TOTAL FIRST DOWNS	264	273
Rushing	94	116
Passing	158	145
Penalty	12	12
3rd Down: Made/Att.	72/203	92/227
3rd Down Pct.	35.5	40.5
4th Down: Made/Att.	7/11	9/16
4th Down Pct.	63.6	56.3
POSSESSION AVG.	28:32	31:28
TOTAL NET YARDS	4707	4696
Avg. Per Game	294.2	293.5
Total Plays	935	1008
Avg. Per Play	5.0	4.7
NET YARDS RUSHING	1766	2090
Avg. Per Game	110.4	130.6
Total Rushes	414	513
NET YARDS PASSING	2941	2606
Avg. Per Game	183.8	162.9
Sacked/Yards Lost	40/242	51/318
Gross Yards	3183	2924
Att./Completions	481/274	444/259
Completion Pct.	57.0	58.3
Had Intercepted	21	10
PUNTS/AVERAGE	77/43.6	80/42.3
NET PUNTING AVG.	77/37.5	80/34.8
PENALTIES/YARDS	81/663	86/590
FUMBLES/BALL LOST	24/13	30/20
TOUCHDOWNS	33	39
Rushing	10	7
Passing	18	22
Returns	5	10

Score by Periods	1	2	3	4	OT	TOT
Saints	66	80	60	111	0	317
Opponents	78	106	72	87	0	343

SCORING	TD	Ru	Pa	Rt	PAT	FG	S	TP
Andersen	0	0	0	0	33/33	28/35	0	117
Early	6	0	6	0			0	36
Brown	3	2	1	0			0	18
Hilliard	3	2	1	0			0	18

SCORING	TD	Ru	Pa	Rt	PAT	FG	S	TP
Hughes	3	0	0	3			0	18
E. Martin	3	0	0	3			0	18
Muster	3	3	0	0			0	18
Smith	2	0	2	0			0	12
Brenner	1	0	1	0			0	6
Dowdell	1	0	1	0			0	6
McAfee	1	0	1	0			0	6
Mills	1	0	0	1			0	6
Neal	1	0	0	1			0	6
Ned	1	0	0	1			0	6
Newman	1	0	0	1			0	6
Small	1	0	0	1			0	6
Turner	1	0	0	1			0	6
Warren	1	0	0	1			0	6
Stowers	0	0	0	0			1	2
Saints	33	10	18	5	33/33	28/35	1	317
Opponents	39	7	22	10	35/39	24/30	1	343

SACKS: Turnbull 13.0, Jackson 11.5, Johnson 5.0, W. Martin 5.0, V. Buck 3.0, Miller 2.5, Goff 2.0, Mills 2.0, James E. Williams 2.0, Atkins 1.0, Cook 1.0, Jones 1.0, Smeenge 1.0, Warren 1.0, Saints 51.0, Opp. 40.0

RUSHING	No	Yds	Avg	LG	TD
Brown	180	705	3.9	60	2
Wilson	31	230	7.4	44	0
Muster	64	214	3.3	18	3
Neal	21	175	8.3	74	1
Hilliard	50	165	3.3	16	2
McAfee	51	160	3.1	27	1
Ned	9	71	7.9	35	1
Early	2	32	16.0	26	0
Barnhardt	1	18	18.0	18	0
M. Buck	1	0	0.0	0	0
Walsh	4	-4	-1.0	-1	0
Saints	414	1766	4.3	74	10
Opponents	513	2090	4.1	71	7

RECEIVING	No	Yds	Avg	LG	TD</
-----------	----	-----	-----	----	------

1994 SAINTS STATISTICS

RECORD: 7-9

FINISH: 2nd-NFC WEST

Date	W/L	Score	Opponent	Attendance
9/4	L	17-30	Kansas City	69,362
9/11	L	24-38	Washington	58,049
9/18	W	9-7	at Tampa Bay	45,522
9/25	L	13-24	at San Fran.	63,971
10/2	W	27-22	N.Y. Giants	55,076
10/9	L	7-17	at Chicago	63,822
10/16	L	22-36	San Diego	50,565
10/23	W	37-34	L.A. Rams	47,908
11/6	L	20-21	at Minnesota	57,564
11/13	W	33-32	Atlanta	60,313
11/20	L	19-24	at L.A. Raiders	41,722
11/28	L	14-35	San Francisco	61,304
12/4	W	31-15	at L.A. Rams	34,960
12/11	W	29-20	at Atlanta	61,307
12/19	L	16-24	Dallas	67,323
12/24	W	30-28	at Denver	64,445

TEAM STATISTICS	N.O.	OPP.
TOTAL FIRST DOWNS	308	337
Rushing	78	106
Passing	203	208
Penalty	27	23
3rd Down: Made/Att.	71/199	91/210
3rd Down Pct.	35.7	43.3
4th Down: Made/Att.	8/16	11/19
4th Down Pct.	50.0	57.9
POSSESSION AVG.	29:04	30:56
TOTAL NET YARDS	5182	5569
Avg. Per Game	323.9	348.1
Total Plays	966	1053
Avg. Per Play	5.4	5.3
NET YARDS RUSHING	1336	1758
Avg. Per Game	83.5	109.9
Total Rushes	373	458
NET YARDS PASSING	3846	3811
Avg. Per Game	240.4	238.2
Sacked/Yards Lost	24/181	36/196
Gross Yards	4027	4007
Att./Completions	569/366	559/353
Completion Pct.	64.3	63.1
Had Intercepted	18	17
PUNTS/AVERAGE	67/43.6	60/42.6
NET PUNTING AVG.	67/33.5	60/37.4
PENALTIES/YARDS	88/678	105/922
FUMBLES/BALL LOST	22/14	28/14
TOUCHDOWNS	38	45
Rushing	11	10
Passing	22	28
Returns	5	7

Score by Periods	1	2	3	4	OT	TOT
Saints	42	132	77	97	0	348
Opponents	82	120	83	122	0	407

SCORING	TD	Ru	Pa	Rt	PAT	FG	S	TP
Andersen	0	0	0	0	32/32	28/39	0	116
Bates	6	6	0	0	0	0	36	
Small	5	0	0	0	0	0	32	
Haynes	5	0	0	0	0	0	30	
Walls	4	0	4	0	0	0	26	

SCORING	TD	Ru	Pa	Rt	PAT	FG	S	TP
Brown	4	3	1	0	0	0	24	
Early	4	0	4	0	0	0	24	
Hughes	4	0	4	0	0	0	24	
Smith	3	0	3	0	0	0	18	
Muster	1	1	0	0	0	0	6	
Neal	1	1	0	0	0	0	6	
J. Williams	1	0	0	1	0	0	6	
Saints	38	11	22	5	32/32	28/39	0	348
Opponents	45	10	28	7	41/41	30/37	0	407
2 Pt. Conv.	Small, Walls, Saints	2-6						3-4

SACKS: Conner 10.5, Wayne Martin 10.0, Turnbull 6.5, Warren 4.0, Buck 1.0, J. Johnson 1.0, Legette 1.0, Mills 1.0, Tubbs 1.0, Saints 36.0, Opp. 24.0

RUSHING	No	Yds	Avg	LG	TD
Bates	151	579	3.8	40	6
Brown	146	489	3.3	16	3
Neal	30	90	3.0	12	1
Haynes	4	43	10.8	15	0
Ned	11	36	3.3	15	0
Everett	15	35	2.3	14	0
Barnhardt	1	21	21.0	21	0
W. Wilson	7	15	2.1	9	0
Early	2	10	5.0	8	0
Dunbar	3	9	3.0	3	0
Hughes	2	6	3.0	7	0
Muster	1	3	3.0	3t	1
Saints	373	1336	3.6	40	11
Opponents	458	1758	3.8	25t	10

RECEIVING	No	Yds	Avg	LG	TD
Early	82	894	10.9	33	4
Haynes	77	985	12.8	78t	5
Small	49	719	14.7	75t	5
Brown	44	428	9.7	37	1
Smith	41	330	8.0	19	3
Walls	38	406	10.7	31	4
Ned	13	86	6.6	19	0
Muster	10	88	8.8	21	0
Bates	8	62	7.8	14	0
Neal	2	9	4.5	5	0
Mitchell	1	13	13.0	13	0
W. Williams	1	7	7.0	7	0
Saints	366	4027	11.0	78t	22
Opponents	353	4007	11.4	59	28

INTERCEPTIONS	No	Yds	Avg	LG	TD
Spencer	5	24	4.8	11	0
James E. Williams	2	42	21.0	33t	1
Hughes	2	31	15.5	31	0
Lee	2	3	1.5	3	0
Conner	1	56	56.0	56	0
Clark	1	30	30.0	30	0
Mills	1	10	10.0	10	0
Lumpkin	1	1	1.0	1	0
Buck	1	0	0.0	0	0
Tubbs	1	0	0.0	0	0
Saints	17	197	11.6	56	1

Opponents	18	386	21.4	74t	3
PUNTING	No	Yds	Avg	Net	TB
Barnhardt	67	2920	43.6	33.5	9
Saints	67	2920	43.6	33.5	9
Opponents	60	2558	42.6	37.4	8
PUNT RET	Ret	FC	Yds	Avg	LG
Hughes	21	8	143	6.8	35
Mitchell	3	2	9	3.0	5
Legette	1	0	0	0.0	0
Saints	25	10	152	6.1	35
Opponents	40	8	495	12.4	103t

KICKOFF RET	No	Yds	Avg	LG	TD
Hughes	63	1556	24.7	98t	2
Ned	7	77	11.0	19	0
Mitchell	6	129	21.5	30	0
Smith	2	10	5.0	10	0
Bates	1	20	20.0	26	0
Brown	1	3	3.0	3	0
Dunbar	1	28	28.0	28	0
Neal	1	17	17.0	15	0
Saints	82	1840	22.4	98t	2
Opponents	63	1493	23.7	86	0

FIELD GOALS	1-19	20-29	30-39	40-49	50+
Andersen	0/0	9/9	11/14	8/10	0/6
Saints	0/0	9/9	11/14	8/10	0/6
Opponents	0/0	8/10	12/13	9/11	1/3

Andersen: (48G, 52N) (29G, 53N) (43G, 31G, 43G) (22G, 26G, 50N) (29G, 32G) (50B, 36N) (54N, 38N) (21G, 40G, 37G) (44G, 26G) (34G, 39G) (51N) () (46G) (45G, 33G, 31G, 34G, 35G) (40N, 21G, 32G, 29G) (26G, 44B, 32B, 37G, 40G)
Opponents: (24G, 26N, 22G, 27G) (31G) (54N) (43G, 55N) (41G, 32G, 48B, 35G) (46G, 36N) (49G, 31G, 29G, 29G, 28G) (47G, 32G) () (23G, 33G, 30G, 31G, 48G, 30G) (46B, 51G) (40G, 48G) () (42G, 21G) (30G, 20B) (32G, 30G)

1994 NFC WEST STANDINGS				
Saints Finish: 2nd place				
	W	L	T	Pct.
San Francisco	13	3	0	.813
New Orleans	7	9	0	.438
Atlanta	7	9	0	.438
L.A. Rams	4	12	0	.250

PASSING	Att	Cmp	Yds	Cmp%	Yds/Att	TD	TD%	Int	Int%	Long	Sk/Yds	Rating
Everett	540	346	3855	64.1	7.14	22	4.1	18	3.3	78t	21/164	84.9
W. Wilson	28	20	172	71.4	6.14	0	0.0	0	0.0	16	3/17	87.2
Barnhardt	1	0	0	0.0	0.00	0	0.0	0	0.0	0	0/0	39.6
Saints	569	366	4027	64.3	7.08	22	3.9	18	3.2	78t	24/181	84.9
Opponents	559	353	4007	63.1	7.17	28	5.0	17	3.0	59	36/196	88.6

1995 SAINTS STATISTICS

RECORD: 7-9

FINISH: 1-3rd-NFC WEST

Date	W/L	Score	Opponent	Attendance
9/3	L	22-24	San Francisco	66,627
9/10	L	13-17	at St. Louis	59,335
9/17	Lot	24-27	Atlanta	57,442
9/24	L	29-45	at N.Y. Giants	72,619
10/1	L	10-15	Philadelphia	43,938
10/15	W	33-30	Miami	55,628
10/22	L	3-20	at Carolina	55,484
10/29	W	11-7	at San Fran.	65,272
11/5	W	19-10	St. Louis	43,120
11/12	W	17-14	Indianapolis	44,122
11/19	L	24-43	at Minnesota	58,108
11/26	W	34-26	Carolina	39,580
12/3	W	31-17	at New Eng.	59,876
12/10	L	14-19	at Atlanta	54,603
12/16	L	23-34	Green Bay	50,132
12/24	W	12-0	at N.Y. Jets	28,885

TEAM STATISTICS	N.O.	OPP.
TOTAL FIRST DOWNS	294	320
Rushing	75	107
Passing	202	195
Penalty	17	18
3rd Down: Made/Att.	91/215	97/222
3rd Down Pct.	42.3	43.7
4th Down: Made/Att.	5/11	8/13
4th Down Pct.	45.5	61.5
POSSESSION AVG.	28:15	31:45
TOTAL NET YARDS	5178	5561
Avg. Per Game	323.6	347.6
Total Plays	984	1056
Avg. Per Play	5.3	5.3
NET YARDS RUSHING	1390	1838
Avg. Per Game	86.9	114.9
Total Rushes	383	469
NET YARDS PASSING	3723	3723
Avg. Per Game	236.8	232.7
Sacked/Yards Lost	28/214	44/275
Gross Yards	4002	3998
Att./Completions	573/349	543/329
Completion Pct.	60.9	60.6
Had Intercepted	14	17
PUNTS/AVERAGE	74/40.1	66/41.8
NET PUNTING AVG.	74/35.6	66/35.6
PENALTIES/YARDS	86/688	109/830
FUMBLES/BALL LOST	19/11	29/12
TOUCHDOWNS	38	38
Rushing	11	13
Passing	26	23
Returns	1	2

INTERCEPTIONS	No	Yds	Avg	LG	TD
Spencer	4	11	2.8	9	0
Allen	2	28	14.0	28	0
Hughes	2	19	9.5	19	0
Dixon	2	17	8.5	11	0
Pahukoa	2	12	6.0	12	0
Lumpkin	1	47	47.0	47t	1
Legette	1	43	43.0	43	0
Martin	1	12	12.0	12	0
Tubbs	1	6	6.0	6	0
McCluskey	1	0	0.0	0	0
Saints	17	195	11.5	47t	1

Score by Periods	1	2	3	4	OT	TOT
Saints	61	75	74	109	0	319
Opponents	71	132	81	61	3	348

SCORING	TD	Ru	Pa	Rt	PAT	FG	S	TP
Brien	0	0	0	0	16/16	12/17	0	52
Early	8	0	8	0	0	0	48	
Bates	7	7	0	0	0	0	42	
Small	6	1	5	0	0	0	36	
Saints	349	329	3998	60.9	6.98	26	4.5	14
Opponents	543	329	3998	60.6	7.36	23	4.2	17

Johllmiller	0	0	0	11/13	8/14	0	35
Walls	4	0	4	0	0	0	26
Haynes	4	0	4	0	0	0	24
Smith	3	0	3	0	0	0	24
Brown	2	1	1	0	0	0	12
Zellars	2	2	0	0	0	0	12
Lumpkin	1	0	1	0	0	0	6
Neal	1	0	1	0	0	0	6
Saints	38	11	26	1	27	29	318
Opponents	38	13	23	2	33	27	348
12 P. Cnv.: Smith, Walls, Saints 2-9, Opp. 3-5							
SACKS: Martin 13.0, Turnbull 7.0, Joe Johnson 5.5, Dixon 4.0, Porter 3.0, Broughton 2.0, Harvey 2.0, McIntosh 2.0, Stanley 2.0, Goff 1.5, Fields 1.0, B. Jones 1.0, Leggett 1.0, Tubbs 1.0, Saints 44.0, Opp. 28.0							

1996 SAINTS STATISTICS

RECORD: 3-13

FINISH: 4th-NFC WEST

Date	W/L	Score	Opponent	Attendance
9/1	L	11-27	at San Fran.	63,970
9/8	L	20-22	Carolina	43,288
9/15	L	15-30	at Cincinnati	45,412
9/22	L	14-28	Arizona	34,316
9/29	L	10-17	at Baltimore	61,063
10/6	W	17-13	Jacksonville	34,231
10/13	W	27-24	Chicago	43,512
10/20	L	7-19	at Carolina	70,582
11/3	L	17-24	San Francisco	53,297
11/10	L	14-31	Houston	34,121
11/17	L	15-17	at Atlanta	43,119
11/24	L	7-13	at Tampa Bay	40,203
12/1	L	10-26	St. Louis	26,310
12/8	L	15-31	Atlanta	32,923
12/15	W	17-3	at N.Y. Giants	52,530
12/21	L	13-14	at St. Louis	57,681

TEAM STATISTICS	N.O.	OPP.
TOTAL FIRST DOWNS	232	287
Rushing	77	104
Passing	135	152
Penalty	20	31
3rd Down: Made/Att.	65/207	85/232
3rd Down: Pct.	31.4	36.6
4th Down: Made/Att.	6/19	9/16
4th Down: Pct.	31.6	56.3

POSSESSION AVG.	27:33	32:27
TOTAL NET YARDS	4206	4910
Avg. Per Game	262.9	306.9
Total Plays	923	1027
Avg. Per Play	4.6	4.8
NET YARDS RUSHING	1308	2076
Avg. Per Game	81.8	129.8
Total Rushes	386	521
NET YARDS PASSING	2898	2834
Avg. Per Game	181.1	177.1
Sacked/Yards Lost	22/171	41/283
Gross Yards	3069	3117
Att./Completions	515/295	465/267
Completion Pct.	57.3	57.4
Had Intercepted	17	12

PUNTS/AVERAGE	87/40.8	74/43.0
NET PUNTING AVG.	87/32.5	74/40.1
PENALTIES/YARDS	114/853	102/823
FUMBLES/BALL LOST	30/20	25/10
TOUCHDOWNS	24	34
Rushing	10	11
Passing	13	22
Returns	1	1

Score by Periods	1	2	3	4	OT	TOT
Saints	42	58	38	91	0	229
Opponents	80	105	78	76	0	339

SCORING	TD	Ru	Pa	Rt	PAT	FG	S	TP
Brien	0	0	0	18	18	21	25	0
Haynes	4	0	4	0	0	0	0	26

PASSING	Att	Cmp	Yds	Cmp%	Yds/Att	TD	TD%	Int	Int%	Long	Sk/Yds	Rating
Everett	464	267	2797	57.5	6.05	12	2.6	16	3.4	51	19/154	69.4
Nussmeier	50	28	272	56.0	5.44	1	2.0	1	2.0	57r	3/17	69.8
Ea. Hunter	1	0	0	0.0	0.00	0	0.0	0	0.0	0	0/0	39.6
Saints	515	295	3069	57.3	5.96	13	2.5	17	3.3	57r	22/171	69.3
Opponents	465	267	3117	57.4	6.70	22	4.7	12	2.6	70	41/283	82.9

Bates	4	4	0	0		0	24
Zellars	4	4	0	0		0	24
Jeffries	3	0	3	0		0	18
Small	3	1	2	0		0	18
Neal	2	1	1	0		0	12
DeRamus	1	0	1	0		0	6
Guess	1	0	1	0		0	6
T. Johnson	1	0	1	0		0	6
B. Jones	1	0	0	1		0	6
Wilmsmyr	0	0	0	0		0	2
Saints	24	10	13	1	18/18	21/25	0 229
Opponents	34	11	22	1	32/32	33/42	0 339
2 Pt. Conv.: Haynes, Wilmsmeyer, Saints							
2-6. Onn. 2-2							

2 Pt. Conv.: Haynes, Wilmsmyer, Saints

2-6, Opp. 2-2

SACKS: Martin 11.0, J. Johnson 7.5, Turnbull 6.5, Mickell 3.0, Broughton 2.0, Fields 2.0, Harvey 2.0, Molden 2.0, B. Smith 2.0, Robbins 1.0, Stokes 1.0, Tubbs 1.0, Saints 41.0, Opp. 22.0

RUSHING

No	Yds	Avg	LG	TD	
Bates	164	58.4	3.6	33	4
Zellars	120	47.5	4.0	63	4
Neal	21	58	2.8	11	1
Whittle	20	52	2.6	15	0
Small	4	51	12.8	22	1
Ea. Hunter	14	44	3.1	9	0
Brown	13	30	2.3	12	0
Haynes	2	7	3.5	5	0
Nussmeier	3	6	2.0	6	0
Everett	22	3	0.1	3	0
DeRamus	1	2	2.0	2	0
Guest	2	-4	-2.0	-1	0
Saints	386	1308	3.4	63	10
Opponents	521	2076	4.0	70	11

RECEIVING

No	Yds	Avg	LG	TD	
Small	50	55.8	11.2	41	2
Haynes	44	78.6	17.9	51	4
Neal	31	194	6.3	23	1
Lusk	27	210	7.8	24	0
Whittle	26	162	6.2	28	0
Jeffries	20	215	10.8	27	3
Ea. Hunter	17	138	8.1	22	0
DeRamus	15	182	12.1	28	1
I. Smith	15	144	9.6	37	0
Bates	13	44	3.4	15	0
Zellars	9	45	5.0	12	0
Brown	8	54	6.8	18	0
Green	7	91	13.0	23	0
T. Johnson	7	76	10.9	17	1
Haynes	4	101	25.3	50	0
Guest	2	69	34.5	57r	1
Saints	295	3069	10.4	57r	13
Opponents	267	3117	11.7	70	22

INTERCEPTIONS

No	Yds	Avg	LG	TD
Saints	13	13.0	13	0
Opponents	12	12.0	12	0

NEWMAN	3	40	13.3	21	0
JACKSON	3	24	8.0	10	0
McMILLIAN	2	4	2.0	4	0
MOLDEN	2	2	1.0	2	0
ALLEN	1	33	33.0	33	0
TUBBS	1	11	11.0	11	0
Saints	12	114	9.5	33	0
Opponents	17	93	5.5	35	0

PUNTING

No	Yds	Avg	Net	TD	LG	B
Wilmsmyer	87	3551	40.8	32.5	9	16
Saints	87	3551	40.8	32.5	9	16
Opponents	74	3184	43.0	40.1	3	25

PUNT RET

Ret	FC	Yds	Avg	LG	TD	
Hughes	30	20	152	5.1	16	0
Guest	1	0	7	7.0	7	0
Saints	31	20	159	5.1	16	0
Opponents	43	21	546	12.7	84	1

KICKOFF RET

No	Yds	Avg	LG	TD	
Hughes	70	1791	25.6	58	0
Ea. Hunter	1	20	20.0	20	0
Hayes	2	30	15.0	17	0
B. Smith	2	14	7.0	8	0
Brown	1	10	10.0	10	0
Lusk	1	16	16.0	16	0
McCleskey	1	18	18.0	18	0
Saints	78	1899	24.3	58	0
Opponents	52	1155	22.2	71	0

FIELD GOALS

1-19	20-29	30-39	40-49	50+	
Brien	0/0	4/4	9/10	5/7	3/4
Saints	0/0	4/4	9/10	5/7	3/4
Opponents	1/1	14/14	13/15	3/6	2/6

Brien: (35G) (48G, 43G) (51G, 37G, 25G) () (23G, 38N) (27G) (34G, 54G) () (37G) (29G, 49G) (42G, 37G, 30G) () (30G, 48N) (34G, 41B) (53N, 51G) (43G, 35G)

Opponents: (29G, 29G) (51G, 22G, 29G, 51G, 23G) (33G, 21G, 35G, 37N) (25G, 27G) (38G, 48N, 49N) (48N, 36G, 19G) (28G, 32N) (23G, 52N, 40G, 26G, 39G) (34G, 35G, 27G) (25G) (55N, 38G, 52N, 52N) (43G, 38G) (35G, 32G, 49G, 27G) (33G) (30G) ()

1996 NFC WEST STANDINGS

Saints Finish: 5th place	W	L	T	Pct.
Carolina	12	4	0	.750
San Francisco	12	4	0	.750
St. Louis	6	10	0	.375
Atlanta	3	13	0	.188
New Orleans	3	13	0	.188

1997 SAINTS STATISTICS

RECORD: 6-10

FINISH: 4th-NFC WEST

Date	W/L	Score	Opponent	Attendance
8/31	L	24-38	at St. Louis	64,575
9/7	L	6-20	San Diego	65,760
9/14	L	7-33	at San Fran.	61,838
9/21	W	35-17	Detroit	50,016
9/28	L	9-14	at N.Y. Giants	68,891
10/5	W	20-17	at Chicago	58,865
10/12	L	17-23	Atlanta	65,619
10/19	L	0-13	Carolina	50,963
10/26	L	0-23	San Fran.	60,443
11/9	W	13-10	at Oakland	40,091
11/16	Wot	20-17	Seattle	50,493
11/23	L	3-20	at Atlanta	48,620
11/30	W	16-13	at Carolina	57,957
12/7	L	27-34	St. Louis	54,803
12/14	W	27-10	Arizona	45,517
12/21	L	13-25	at Kansas City	66,772

TEAM STATISTICS	N.O.	OPP.
TOTAL FIRST DOWNS	225	280
Rushing	78	95
Passing	127	168
Penalty	24	17
3rd Down: Made/Att.	54/207	102/252
3rd Down: Pct.	26.1	40.5
4th Down: Made/Att.	14/22	7/12
4th Down: Pct.	63.6	58.3

POSSESSION AVG.	27:47	32:13
TOTAL NET YARDS	4045	4645
Avg. Per Game	252.8	290.3
Total Plays	925	1073
Avg. Per Play	4.4	4.3
NET YARDS RUSHING	1461	1764
Avg. Per Game	91.3	110.3
Total Rushes	417	496
NET YARDS PASSING	2584	2881
Avg. Per Game	161.5	180.1
Sacked/Yards Lost	50/317	59/408
Gross Yards	2901	3289
Att./Completions	458/228	518/293
Completion Pct.	49.8	56.6
Had Intercepted	33	16

PUNTS/AVERAGE	88/45.9	92/39.9
NET PUNTING AVG.	88/34.9	92/33.0
PENALTIES/YARDS	101/811	110/895
FUMBLES/BALL LOST	34/22	31/15
TOUCHDOWNS	24	35
Rushing	9	11
Passing	13	21
Returns	2	3

Score by Periods	1	2	3	4	OT	TOT
Saints	22	76	38	98	3	237
Opponents	70	107	51	99	0	327

SCORING	TD	Ru	Pa	Rt	PAT	FG	S	TP
Brien	0	0	0	22	22	23	27	0
Hastings	5	0	5	0	0	0	32	0
Bates	4	4	0	0	0	0	24	0

PASSING	Att	Cmp	Yds	Cmp%	Yds/Att	TD	TD%	Int	Int%	Long	Sk/Yds	Rating
Shuler	203	106	1288	52.2	6.34	2	1.0	14	6.9	89r	21/132	46.6
Hobert	131	61	891	46.6	6.80	6	4.6	8	6.1	49	4/29	59.0
Wuerffel	91	42	518	46.2	5.69	4	4.4	8	8.8	47	18/116	42.3
Nussmeier	32	18	183	56.3	5.72	0	0.0	3	9.4	24	6/32	33.7
Bates	1	1	21	100.0	21.00	1	100.0	0	0.0	21t	0/0	158.3

1998 SAINTS STATISTICS

RECORD: 6-10

FINISH: 3rd-NFC WEST

Date	W/L	Score	Opponent	Attendance
9/6	W	24-17	at St. Louis	56,943
9/13	W	19-13	Carolina	51,915
9/27	W	19-13	at Indianapolis	48,480
10/4	L	27-30	New England	56,172
10/11	L	0-31	San Francisco	62,811
10/18	L	23-31	at Atlanta	60,774
10/25	W	9-3	Tampa Bay	52,695
11/1	L	17-31	at Carolina	62,514
11/8	L	24-31	at Minnesota	63,779
11/15	W	24-3	St. Louis	46,430
11/22	L	20-31	at San Fran.	68,429
11/29	L	10-30	at Miami	73,216
12/6	W	22-3	Dallas	65,065
12/13	L	17-27	Atlanta	61,678
12/20	L	17-19	at Arizona	51,617
12/27	L	33-45	Buffalo	39,707

TEAM STATISTICS	N.O.	OPP.
TOTAL FIRST DOWNS	258	326
Rushing	67	86
Passing	165	208
Penalty	26	32
3rd Down: Made/Att.	77/215	99/226
3rd Down: Pct.	35.8	43.8
4th Down: Made/Att.	6/17	4/9
4th Down: Pct.	35.3	44.4

POSSESSION AVG.	28:03	31:57
TOTAL NET YARDS	4463	5668
Avg. Per Game	278.9	354.3
Total Plays	966	1053
Avg. Per Play	4.6	5.4

NET YARDS RUSHING	1325	1700
Avg. Per Game	82.8	106.3
Total Rushes	374	467
NET YARDS PASSING	3138	3968
Avg. Per Game	196.1	248.0
Sacked/Yards Lost	57/376	47/288
Gross Yards	3514	4256
Att./Completions	535/278	539/326
Completion Pct.	52.0	60.9
Had Intercepted	19	21

PUNTS/AVERAGE	90/45.4	75/43.5
NET PUNTING AVG.	90/35.8	75/36.7
PENALTIES/YARDS	121/928	132/1164
FUMBLES/BALL LOST	28/14	24/11
TOUCHDOWNS	35	40
Rushing	6	13
Passing	19	24
Returns	10	3

Score by Periods	1	2	3	4	OT	TOT
Saints	50	125	41	83	6	305
Opponents	74	126	74	85	0	359

SCORING	TD	Ru	Pa	Rt	PAT	FG	S	TP
Brien	0	0	0	0	31/31	20/22	0	91
Clelland	5	0	0	0	0	0	0	36
Craver	6	2	2	1	0	0	0	30
Bech	3	0	3	0	0	0	0	18
Hastings	3	0	3	0	0	0	0	18

SCORING	TD	Ru	Pa	Rt	PAT	FG	S	TP
Brien	0	0	0	0	20/21	24/29	0	92
Poole	6	0	6	0	0	0	0	36
Kennison	4	0	4	0	0	0	0	26
Tolliver	3	3	0	0	0	0	0	18

SCORING	TD	Ru	Pa	Rt	PAT	FG	S	TP
Brien	0	0	0	0	20/21	24/29	0	92
Poole	6	0	6	0	0	0	0	36
Kennison	4	0	4	0	0	0	0	26
Tolliver	3	3	0	0	0	0	0	18

SCORING	TD	Ru	Pa	Rt	PAT	FG	S	TP
Brien	0	0	0	0	20/21	24/29	0	92
Poole	6	0	6	0	0	0	0	36
Kennison	4	0	4	0	0	0	0	26
Tolliver	3	3	0	0	0	0	0	18

SCORING	TD	Ru	Pa	Rt	PAT	FG	S	TP
Brien	0	0	0	0	20/21	24/29	0	92
Poole	6	0	6	0	0	0	0	36
Kennison	4	0	4	0	0	0	0	26
Tolliver	3	3	0	0	0	0	0	18

SCORING	TD	Ru	Pa	Rt	PAT	FG	S	TP
Brien	0	0	0	0	20/21	24/29	0	92
Poole	6	0	6	0	0	0	0	36
Kennison	4	0	4	0	0	0	0	26
Tolliver	3	3	0	0	0	0	0	18

SCORING	TD	Ru	Pa	Rt	PAT	FG	S	TP
Brien	0	0	0	0	20/21	24/29	0	92
Poole	6	0	6	0	0	0	0	36
Kennison	4	0	4	0	0	0	0	26
Tolliver	3	3	0	0	0	0	0	18

SCORING	TD	Ru	Pa	Rt	PAT	FG	S	TP
Brien	0	0	0	0	20/21	24/29	0	92
Poole	6	0	6	0	0	0	0	36
Kennison	4	0	4	0	0	0	0	26
Tolliver	3	3	0	0	0	0	0	18

SCORING	TD	Ru	Pa	Rt	PAT	FG	S	TP
L. Smith	3	1	2	0	0	0	18	
Knight	2	0	0	2	0	0	12	
Poole	2	0	2	0	0	0	12	
Collins	1	1	0	0	0	0	6	
T. Davis	1	1	0	0	0	0	6	
Dawkins	1	0	1	0	0	0	6	
Drakeford	1	0	1	0	0	0	6	
Fields	1	0	1	0	0	0	6	
J. Johnson	1	0	1	0	0	0	6	
Kelly	1	0	1	0	0	0	6	
Mitchell	1	0	1	0	0	0	6	
Robbins	1	0	1	0	0	0	6	
Weary	1	0	1	0	0	0	6	
Zellers	1	0	0	0	0	0	6	
Martin	0	0	0	0	0	0	2	

Saints	35	6	19	10	31/31	20/22	2	305
Opponents	40	13	24	3	39/39	26/33	0	359
2 Pt. Conv.	Saints 0-3	Opp. 1-1						

SACKS: Glover 10.0, J. Johnson 7.0, Fields 6.0, Tomich 6.0, Martin 3.0, Kei. Mitchell 2.5, Kev. Mitchell 2.5, Cherry 2.0, Cota 2.0, Hewitt 2.0, Aleaga 1.0, Bordano 1.0, Robbins 1.0, Wilson 1.0, Saints 47.0, Opp. 57.0								
--	--	--	--	--	--	--	--	--

RUSHING	No	Yds	Avg	LG	TD
L. Smith	138	457	3.3	33	1
Craver	45	180	4.0	25	2
Zellers	56	162	2.9	15	1
Collins	23	113	4.9	20	1
T. Davis	55	143	2.6	14	1
Perry	30	122	4.1	19	0
Wuerffel	11	60	5.5	18	0
Tolliver	11	43	3.9	16	0
Hastings	3	32	10.7	16	0
Hobert	2	13	6.5	14	0
Saints	374	1325	3.5	33	6
Opponents	467	1700	3.6	61	13

RECEIVING	No	Yds	Avg	LG	TD
Clelland	54	684	12.7	53	6
Dawkins	53	823	15.5	64	1
Hastings	35	455	13.0	89	3
Craver	33	214	6.5	49	2
Poole	24	509	21.2	82	2
L. Smith	24	249	10.4	35	2
T. Davis	16	99	6.2	19	0
Bech	14	264	18.9	72	3
Guilford	10	124	12.4	24	0
Zellers	10	50	5.0	14	0
Farquhar	1	13	13.0	13	0
Slutzker	1	10	10.0	10	0
Wilcox	1	10	10.0	10	0
T. Johnson	1	8	8.0	8	0
Perry	1	12	12.0	2	0
Saints	278	3514	12.6	89	19
Opponents	328	4256	13.0	81	24

INTERCEPTIONS	No	Yds	Avg	LG	TD
Collins	1	12	12.0	2	0
T. Davis	1	10	10.0	10	0
Craver	1	10	10.0	10	0
Wilcox	1	10	10.0	10	0
T. Johnson	1	8	8.0	8	0
Perry	1	12	12.0	2	0
Saints	278	3514	12.6	89	19
Opponents	328	4256	13.0	81	24

INTERCEPTIONS	No	Yds	Avg	LG	TD
Collins	1	12	12.0	2	0
T. Davis	1	10	10.0	10	0
Craver	1	10	10.0	10	0
Wilcox	1	10	10.0	10	0
T. Johnson	1	8	8.0	8	0
Perry	1	12	12.0	2	0
Saints	278	3514	12.6	89	19
Opponents	328	4256	13.0	81	24

INTERCEPTIONS	No	Yds	Avg	LG	TD
Collins	1	12	12.0	2	0
T. Davis	1	10	10.0	10	0
Craver	1	10	10.0	10	0
Wilcox	1	10	10.0	10	0
T. Johnson	1	8	8.0	8	0
Perry	1	12	12.0	2	0
Saints	278	3514	12.6	89	19
Opponents	328	4256	13.0	81	24

INTERCEPTIONS	No	Yds	Avg	LG	TD
Collins	1	12	12.0	2	0
T. Davis	1	10	10.0	10	0
Craver	1	10	10.0	10	0
Wilcox	1	10	10.0	10	0
T. Johnson	1	8	8.0	8	0
Perry	1	12	12.0	2	0
Saints	278	3514	12.6	89	19
Opponents	328	4256	13.0	81	24

INTERCEPTIONS	No	Yds	Avg	LG	TD
Collins	1	12	12.0	2	0
T. Davis	1	10	10.0	10	0
Craver	1	10	10.0	10	0
Wilcox	1	10	10.0	10	0
T. Johnson	1	8	8.0	8	0
Perry	1	12	12.0	2	0
Saints	278	3514	12.6	89	19
Opponents	328	4256	13.0	81	24

INTERCEPTIONS	No	Yds	Avg	LG	TD
Collins	1	12	12.0	2	0
T. Davis	1	10	10.0	10	0
Craver	1	10	10.0	10	0
Wilcox	1	10	10.0	10	0
T. Johnson	1	8	8.0	8	0
Perry	1	12	12.0	2	0
Saints	278	3514	12.6	89	19
Opponents	328	4256	13.0	81	24

INTERCEPTIONS	No	Yds	Avg	LG	TD
Collins	1	12	12.0	2	0
T. Davis	1	10	10.0	10	0
Craver	1	10	10.0	10	0
Wilcox	1	10	10.0	10	0
T. Johnson	1	8	8.0	8	0
Perry	1	12	12.0	2	0
Saints	278	3514	12.6	89	19
Opponents	328	4256	13.0	81	24

INTERCEPTIONS	No	Yds	Avg	LG	TD
Collins	1	12	12.0	2	0
T. Davis	1	10	10.0	10	0
Craver	1	10	10.0	10	0
Wilcox	1	10	10.0	10	0
T. Johnson	1	8	8.0	8	0
Perry	1	12	12.0	2	0
Saints	278	3514	12.6	89	19
Opponents	328	4256	13.0	81	24

Guide 2003

2000 SAINTS STATISTICS

RECORD: 10-6

FINISH: 1st-NFC WEST

Date	W/L	Score	Opponent	Attendance
9/3	L	10-14	Detroit	64,900
9/10	W	28-27	at San Diego	51,300
9/17	L	10-20	at Seattle	59,513
9/24	L	7-21	Philadelphia	64,900
10/8	W	31-10	at Chicago	66,944
10/15	W	24-6	Carolina	50,015
10/22	W	21-19	at Atlanta	56,508
10/29	W	21-10	at Arizona	35,016
11/5	W	31-15	San Francisco	64,900
11/12	W	20-10	at Carolina	72,981
11/19	L	22-31	Oakland	64,900
11/26	W	31-24	at St. Louis	66,064
12/3	L	23-38	Denver	64,900
12/10	W	31-27	at San Fran.	67,892
12/17	W	23-7	Atlanta	64,900
12/24	L	21-26	St. Louis	64,900

TEAM STATISTICS	N.O.	OPP.
TOTAL FIRST DOWNS	312	279
Rushing	117	95
Passing	169	159
Penalty	26	25
3rd Down: Made/Att	97/227	80/204
3rd Down Pct.	42.7	39.2
4th Down: Made/Att	10/17	4/14
4th Down Pct.	58.8	28.6
POSSESSION AVG.	31:27	28:33
TOTAL NET YARDS	5397	4743
Avg. Per Game	337.3	296.4
Total Plays	1041	949
Avg. Per Play	5.2	5.0
NET YARDS RUSHING	2068	1672
Avg. Per Game	129.3	104.5
Total Rushes	505	395
NET YARDS PASSING	3329	3071
Avg. Per Game	208.1	191.9
Sacked/Yards Lost	39/244	66/378
Gross Yards	3573	3449
Att./Completions	497/298	488/285
Completion Pct.	60.0	58.4
Had Intercepted	15	20
PUNTS/AVERAGE	74/41.1	74/40.9
NET PUNTING AVG.	74/32.3	74/35.7
PENALTIES/YARDS	124/1024	105/837
FUMBLES/BALL LOST	26/11	24/15
TOUCHDOWNS	41	36
Rushing	14	14
Passing	22	17
Returns	5	5

Score by Periods	1	2	3	4	OT	TOT
Saints	66	111	67	110	0	354
Opponents	58	111	51	85	0	305

SCORING	TD	Ru	Pa	Rt	PAT	FG	S	TP
Brien	0	0	0	0	37/37	23/29	0	106
R. Williams	9	8	1	0	0	0	54	0
Horn	8	0	8	0	0	0	48	0
Jackson	6	0	6	0	0	0	36	0

SCORING	TD	Ru	Pa	Rt	PAT	FG	S	TP
A. Glover	4	0	4	0	0	0	24	0
Allen	2	2	0	0	0	0	14	0
Brooks	2	2	0	0	0	0	12	0
Knight	2	0	0	2	0	0	12	0
Mitchell	2	0	0	2	0	0	12	0
Blake	1	1	0	0	0	0	6	0
Hall	1	0	1	0	0	0	6	0
Milne	1	0	1	0	0	0	6	0
Moore	1	1	0	0	0	0	6	0
Poole	1	0	1	0	0	0	6	0
D. Smith	1	0	0	1	0	0	6	0

Saints 41 14 22 5 37/37 23/29 0 354
Opponents 36 14 17 5 31/31 18/24 0 305
2-Pt. Conv.: Allen, Saints 1-4, Opp. 2-5

RUSHING	No	Yds	Avg	LG	TD
R. Williams	248	1000	4.0	26	8
Blake	57	243	4.3	20	1
Allen	46	179	3.9	18	2
Brooks	41	170	4.1	29	2
Moore	37	156	4.2	40	1
Morton	36	136	3.8	16	0
T. Smith	29	131	4.5	16	0
McAfee	2	37	18.5	40	0
Horn	6	10	1.7	16	0
Gowin	1	5	5.0	5	0
Milne	2	1	0.5	1	0
Saints	505	2068	4.1	40	14
Opponents	395	1672	4.2	47	14

RECEIVING	No	Yds	Avg	LG	TD
Horn	94	1340	14.3	52	8
R. Williams	44	409	9.3	24	1
Jackson	37	523	14.1	53	6
Morton	30	213	7.1	35	0
Poole	21	293	14.0	49	1
A. Glover	21	281	13.4	39	4
Reed	16	206	12.9	22	0
T. Smith	12	65	5.4	10	0
Wilson	11	154	14.0	30	0
Hall	5	33	6.6	13	1
Milne	5	33	6.6	15	1
Turley	1	16	16.0	16	0
Allen	1	7	7.0	7	0
Saints	298	3573	12.0	53	22
Opponents	285	3449	12.1	69	17

INTERCEPTIONS	No	Yds	Avg	LG	TD
Knight	5	68	13.6	37	2
Molden	3	24	8.0	24	0
Perry	3	3	1.0	3	0
D. Smith	2	56	28.0	41	1
Weary	2	27	13.5	27	0

Oldham	2	0	0.0	0	0
D. Howard	1	46	46.0	46	0
Mitchell	1	40	40.0	40	1
Mathis	1	0	0.0	0	0
Saints	20	264	13.2	46	4
Opponents	15	125	8.3	35	1

PUNTING	No	Yds	Avg	Net	TB	LG	B
Gowin	74	3043	41.1	32.3	8	22	59
Saints	74	3043	41.1	32.3	8	22	59
Opponents	74	3024	40.9	35.7	2	19	62

PUNT RET	Ret	FC	Yds	Avg	LG	TD
Morton	30	14	278	9.3	51	0
Canty	9	2	45	5.0	13	0
Mathis	1	1	5	5.0	5	0
Wilson	0	0	11	---	11	0
Saints	40	17	339	8.5	51	0
Opponents	37	17	494	13.4	95	2

KICKOFF RET	No	Yds	Avg	LG	TD
Morton	44	1029	23.4	68	0
McAfee	10	251	25.1	52	0
Mathis	8	187	23.4	40	0
Allen	0	6	---	6	0
Saints	62	1473	23.8	68	0
Opponents	71	1743	24.5	93	2

FIELD GOALS	1-19	20-29	30-39	40-49	50+
Brien	1/1	6/6	4/5	12/15	0/2
Saints	1/1	6/6	4/5	12/15	0/2
Opponents	1/1	3/3	6/11	6/7	2/2

Brien: (48G, 52B) (20G, 20G, 31G) (23G) () (44G) (51B, 29G) () (45N) (44G) (33N, 40G, 42G) (42G, 40G, 33G) (30G, 44N) (43N, 30G, 19G, 42G) (40G, 41G, 28G) (20G, 46G, 47G) ()
Opponents: (24G, 30G) (42G, 49G) (37N, 31G, 45G) () (30N, 38G) (52G, 46G) (50G, 33N, 44G) (42N, 34G, 30N) (34N) (38G) (49G) (28G) (22G) () () (19G, 39G)

2000 NFC WEST STANDINGS				
Saints Finish: 1st place				
	W	L	T	Pct.
New Orleans	10	6	0	.625
St. Louis	10	6	0	.625
Carolina	7	9	0	.438
San Francisco	6	10	0	.375
Atlanta	4	12	0	.250

PASSING	Att	Cmp	Yds	Cmp%	Yds/Att	TD	TD%	Int	Int%	Long	Sk/Yds	Rating
Blake	302	184	2025	60.9	6.71	13	4.3	9	3.0	49	24/150	82.7
Brooks	194	113	1514	58.2	7.80	9	4.6	6	3.1	53	15/94	85.7
R. Williams	1	1	34	100.0	34.00	0	0.0	0	0.0	34	0/0	118.8
Saints	497	298	3573	60.0	7.19	22	4.4	15	3.0	53	39/244	84.2
Opponents	488	285	3449	58.4	7.07	17	3.5	20	4.1	69	66/378	74.7

2001 SAINTS STATISTICS

RECORD: 7-9

FINISH: 3rd-NFC WEST

Date	W/L	Score	Opponent	Attendance
9/9	W	24-6	at Buffalo	71,447
9/30	L	13-21	at N.Y. Giants	78,451
10/7	W	28-15	Minnesota	70,020
10/14	W	27-25	at Carolina	72,049
10/21	L	13-20	Atlanta	70,020
10/28	W	34-31	at St. Louis	66,189
11/4	L	9-16	N.Y. Jets	70,020
11/11	L	27-28	at San Fran.	68,083
11/18	W	34-20	Indianapolis	70,020
11/25	L	17-34	at New Eng.	60,292
12/2	W	27-23	Carolina	70,020
12/9	W	28-10	at Atlanta	68,826
12/17	L	21-34	St. Louis	70,332
12/23	L	21-48	at Tampa Bay	65,526
12/30	L	10-40	Washington	70,020
1/6	L	0-38	San Francisco	70,020

TEAM STATISTICS	N.O.	OPP.
TOTAL FIRST DOWNS	294	284
Rushing	87	88
Passing	184	169
Penalty	23	27
3rd Down: Made/Att	89/227	80/201
3rd Down Pct.	39.2	39.8
4th Down: Made/Att	6/18	3/12
4th Down Pct.	33.3	25.0
POSSESSION AVG.	29:24	30:36
TOTAL NET YARDS	5226	5070
Avg. Per Game	326.6	316.9
Total Plays	1031	948
Avg. Per Play	5.1	5.3
NET YARDS RUSHING	1712	1715
Avg. Per Game	107.0	107.2
Total Rushes	419	443
NET YARDS PASSING	3514	3355
Avg. Per Game	219.6	209.7
Sacked/Yards Lost	50/330	53/323
Gross Yards	3844	3678
Att./Completions	562/313	452/278
Completion Pct.	55.7	61.5
Had Intercepted	22	15
PUNTS/AVERAGE	76/41.8	67/43.5
NET PUNTING AVG.	76/35.8	67/38.3
PENALTIES/YARDS	119/1025	100/877
FUMBLES/BALL LOST	35/13	28/15
TOUCHDOWNS	36	47
Rushing	8	15
Passing	27	30
Returns	1	2

Score by Periods	1	2	3	4	OT	TOT
Saints	53	77	108	95	0	333
Opponents	120	120	47	122	0	409

SCORING	TD	Ru	Pa	Rt	PAT	FG	S	TP
Carney	0	0	0	0	32/32	27/31	0	113
Horn	9	0	9	0	0	0	54	0
R. Williams	7	6	0	0	0	0	42	0
W. Jackson	5	0	5	0	0	0	30	0
Cleeland	4	0	4	0	0	0	24	0
B. Williams	3	0	3	0	0	0	18	0
Connell	2	0	2	0	0	0	12	0
McAllister	2	1	0	0	0	0	12	0
T. Smith	2	0	2	0	0	0	12	0
Brooks	1	1	0	0	0	0	6	0
Oldham	1	0	1	0	0	0	6	0

Saints 36 8 27 1 32/32 27/31 0 333
Opponents 47 15 30 2 42/42 27/31 0 409
2-Pt. Conv.: W. Jackson, Saints 1-4, Opp. 2-5

RUSHING	No	Yds	Avg	LG	TD
R. Williams	313	1245	4.0	46	6
Brooks	80	358	4.5	26	1
McAllister	16	91	5.7	54	1
T. Smith	5	8	1.6	6	0
Connell	1	6	6.0	6	0
Horn	1	4	4.0	4	0
McAfee	1	2	2.0	2	0
Blake	1	-1	-1.0	-1	0
Carney	1	-1	-1.0	-1	0
Saints	419	1712	4.1	54	8
Opponents	443	1715	3.9	55	15

RECEIVING	No
-----------	----

2002 SAINTS STATISTICS

RECORD: 9-7 FINISH: 3rd-NFC SOUTH

Date	W/L	Score	Opponent	Attendance
09/08	W	26-20	at Tampa Bay	65,554
09/15	W	35-20	Green Bay	67,958
09/22	W	29-23	at Chicago	63,216
09/29	L	21-26	at Detroit	60,023
10/06	W	32-29	Pittsburgh	67,734
10/13	W	43-27	at Washington	80,768
10/20	W	35-27	San Francisco	67,903
10/27	L	35-37	Atlanta	68,296
11/03	W	34-24	at Carolina	72,566
11/10	L	17-24	at Atlanta	70,382
11/17	L	15-24	Cleveland	68,296
12/01	W	23-20	Tampa Bay	68,226
12/08	W	37-25	at Baltimore	69,334
12/15	L	31-32	Minnesota	67,851
12/22	L	13-20	at Cincinnati	43,544
12/29	L	6-10	Carolina	66,946

TEAM STATISTICS	N.O.	OPP.
TOTAL FIRST DOWNS	291	327
Rushing	91	108
Passing	169	191
Penalty	31	28
3rd Down: Made/Att.	92/224	87/223
3rd Down: Pct.	41.1	39.0
4th Down: Made/Att.	8/13	12/20
4th Down: Pct.	61.5	60.0
POSSESSION AVG.	28:44	31:16
TOTAL NET YARDS	5205	5796
Avg. Per Game	325.3	362.3
Total Plays	1001	1071
Avg. Per Play	5.2	5.4
NET YARDS RUSHING	1764	1991
Avg. Per Game	110.3	124.4
Total Rushes	426	439
NET YARDS PASSING	3441	3805
Avg. Per Game	215.1	237.8
Sacked/Yards Lost	37/244	39/253
Gross Yards	3685	4058
Att./Completions	538/291	593/343
Completion Pct.	54.1	57.8
Had Intercepted	15	20
PUNTS/AVERAGE	69/41.4	73/42.7
NET PUNTING AVG.	69/36.7	73/33.3
PENALTIES/YARDS	119/911	110/953
FUMBLES/BALL LOST	29/15	29/18
TOUCHDOWNS	49	45
Rushing	16	18
Passing	27	25
Returns	6	2

Score by Periods	1	2	3	4	OT	TOT
Team	95	109	107	115	6	432
Opponents	67	134	78	109	0	388

SCORING	TD	Ru	Pa	Rt	PAT	FG	S	TP
Carney	0	0	0	0	37/37	31/35	0	130
McAllister	16	13	3	0	0	0	0	96
Stallworth	8	0	0	0	0	0	0	48

PASSING	Att	Cmp	Yds	Cmp%	Yds/Att	TD	TD%	Int	Int%	Long	Sk/Yds	Rating
Brooks	528	283	3572	53.6	6.77	27	5.1	15	2.8	64	36/236	80.1
Delhomme	10	8	113	80.0	11.30	0	0.0	0	0.0	54	0/0	113.8
McAllister	0	0	0	---	---	0	---	0	---	---	1/8	---
Saints	538	291	3685	54.1	6.85	27	5.0	15	2.8	64	37/244	80.8
Opponents	593	343	4058	57.8	6.84	25	4.2	20	3.4	77	39/253	78.8

SCORING	TD	Ru	Pa	Rt	PAT	FG	S	TP
Horn	7	0	7	0	0	0	44	1
Pathon	4	0	4	0	0	0	24	0
M. Lewis	3	0	0	3	0	0	18	0
Reed	3	0	0	3	0	0	18	0
Brooks	2	2	0	0	0	0	16	0
B. Williams	2	0	2	0	0	0	14	0
Allen	1	0	0	1	0	0	6	0
Craver	1	0	0	1	0	0	6	0
Fenderson	1	0	0	1	0	0	6	0
Grant	1	0	0	1	0	0	6	0
Saints	49	16	27	6	37/37	31/35	0	432
Opponents	45	18	25	2	39/40	23/28	1	388

2-Pt. Conversions: Brooks 2, Horn, B. Williams Team 4-11, Opponents 4-5

RUSHING	No	Yds	Avg	LG	TD
McAllister	325	1388	4.3	62	13
Brooks	62	253	4.1	21	2
Fenderson	13	65	5.0	17	1
Keaton	12	19	1.6	4	0
M. Lewis	1	15	15.0	15	0
McAfee	1	11	11.0	11	0
T. Smith	5	11	2.2	5	0
Horn	1	2	2.0	2	0
Stallworth	2	2	1.0	4	0
Delhomme	4	-2	-0.5	6	0
Saints	426	1764	4.1	62	16
Opponents	439	1991	4.5	59	18

Receiving	No.	Yds	Avg	Long	TD
Horn	88	1312	14.9	63	7
McAllister	47	352	7.5	30	3
Pathon	43	523	12.2	64	4
Stallworth	42	594	14.1	57	8
Reed	21	360	17.1	54	3
B. Williams	13	143	11.0	32	2
Sloan	12	127	10.6	29	0
T. Smith	9	30	3.3	10	0
M. Lewis	8	200	25.0	59	0
Fenderson	6	38	6.3	13	0
Hall	2	6	3.0	4	0
Saints	291	3685	12.7	64	27
Opponents	343	4058	11.8	77	25

Interceptions	No.	Yds	Avg	Long	TD
Thomas	5	80	16.0	43	0
S. Knight	5	36	7.2	17	0
Bellamy	3	39	13.0	16	0
D. Smith	2	21	10.5	17	0
Irvin	2	10	5.0	10	0
D. Carter	1	25	25.0	25	0
Allen	1	0	0.0	0	0

Hawthorne	1	0	0.0	0	0
Saints	20	211	10.6	43	1
Opponents	15	220	14.7	78	1

PUNTING	No	Yds	Avg	Net	TB	120	LG	B
Gowin	61	2553	41.9	36.9	6	15	59	0
D. Johnson	8	307	38.4	34.8	0	1	55	0
Saints	69	2860	41.4	36.7	6	16	59	0
Opponents	73	3118	42.7	33.3	3	20	71	3

Punt Ret	Ret	FC	Yds	Avg	Long	TD
M. Lewis	44	6	625	14.2	83	1
Craver	1	0	0	0.0	0	0
Saints	45	6	625	13.9	83	1
Opponents	38	14	209	5.5	29	0

Kickoff Returns	No.	Yds	Avg	Long	TD
M. Lewis	70	1807	25.8	97	2
Fenderson	2	43	21.5	22	0
Grant	2	10	5.0	10	0
McAfee	2	69	34.5	51	0
Bellamy	1	5	5.0	5	0
Cox	1	14	14.0	14	0
Whitehead	1	8	8.0	8	0
Saints	79	1956	24.8	97	2
Opponents	85	1817	21.4	70	0

FIELD GOALS	1-19	20-29	30-39	40-49	50+
Carney	0/0	9/9	11/13	11/12	0/1
Saints	0/0	9/9	11/13	11/12	0/1
Opponents	1/1	8/8	6/7	5/7	3/5

Carney: (28G, 41G) (39N) 0 (40G, 48G, 31G, 48) (21G, 23G, 36G) (46G, 55N, 31G, 22G) (40G, 40G) (39G, 23G) (35G) (33G, 27G, 48G) (48N, 48G) (34G, 28G, 28G) (40G, 34G, 27G) (38G, 33N, 43G) (30G, 38G)
Opponents: (52G, 47B, 53N, 40G) (27G, 36G) (31G, 25G, 58N, 25G) (23G, 34G, 23G, 38G) (0) (24G, 41G) (31G, 32G, 47G) (19G) (39N, 42G) (28G) (42N, 51G) (26G) (41G) (0) (50G)

2002 NFC SOUTH STANDINGS	W	L	T	Pct.
Tampa Bay	12	4	0	.750
Atlanta	9	6	1	.594
New Orleans	9	7	0	.562
Carolina	7	9	0	.438

PLAYOFF GAMES SUMMARIES

MINNESOTA VIKINGS 44, SAINTS 10

NFC Wild Card Playoff (Jan. 3, 1988) - Louisiana Superdome (68,127)

The Vikings spoiled the Saints' playoff debut by racing out to a 21-point lead at halftime and never looking back in an NFC Wild Card Playoff game in the Superdome. New Orleans opened the scoring when QB Bobby Hebert found WR Eric Martin for a 10-yard TD pass early in the first quarter, but the Vikings answered with 24 consecutive points. The Saints scored their final points on a 40-yard FG by K Morten Andersen late in the first half. A "Hail Mary" TD pass from QB Wade Wilson to WR Hassan Jones as the second quarter ended pushed the Vikings lead to 31-10. The Saints were held without a rushing first down in the contest while only moving the chains nine times. Minnesota controlled the ball for over 41 minutes, posting 28 first downs and rushing for 210 yards in the victory.

Minnesota Vikings	10	21	3	10	44
New Orleans Saints	7	3	0	3	10
Team Q Time	Play Description (Extra Point) (Drive Info)				
NO 1	13:37 Martin 10 yd. pass from Hebert (Andersen kick) (2-11, 0:44)				0-7
MV 1	8:01 Nelson 42 FG (4-2, 2:05)				3-7
MV 1	3:07 Carter 84 yd. punt return (Nelson kick)				10-7
MV 2	11:41 Jordan 5 yd. pass from Wilson (Nelson kick) (10-65, 4:21)				17-7
MV 2	6:10 Carter 10 yd. pass from Rice (Nelson kick) (7-54, 3:08)				24-7
NO 2	3:06 Andersen 40 FG (8-40, 3:04)				24-10
MV 2	0:00 Jones 44 yd. pass from Wilson (Nelson kick) (3-35, 0:35)				31-10
MV 3	1:15 Nelson 32 FG (11-68, 3:10)				34-10
MV 4	7:14 Nelson 19 FG (13-54, 8:27)				37-10
MV 4	1:46 Dozier 8 yd. run (Nelson kick) (10-60, 4:20)				44-10

RUSHING	PASSING	RECEIVING
MV: D. Nelson 17-73; Anderson 7-49; Dozier 8-45, 1 TD; Fenney 7-20; Rice 4-10; Kramer 2-5; W. Wilson 2-5; Gannon 3-3	MV: Wilson 20-11-0, 189 yards, 2 TDs; Kramer 9-5-0, 50 yards; Rice 1-1-0, 10 yards, 1 TD	MV: Carter 6-79, 1 TD; D. Nelson 2-56; Lewis 2-27; Jordan 2-17, 1 TD; Rice 2-17; Jones 1-44, 1 TD; Gustafson 1-12; Anderson 1-(-3)
NO: Hilliard 8-39; Mayes 3-11; Hebert 2-2; Jordan 1-1	NO: Hebert 19-9-2, 84 yards, 1 TD; Wilson 12-2-2, 20 yards	NO: Brenner 2-33; Hill 2-15; Hilliard 2-15; Pattison 2-18; Tice 2-13; Martin 1-10, 1 TD

CHICAGO BEARS 16, SAINTS 6

NFC Wild Card Playoff (Jan. 6, 1991) - Soldier Field (60,767)

In a clash between two of the NFL's top defenses, the Bears jumped ahead 10-0 and held off the Saints in an NFC Wild Card Playoff game at Soldier Field. The Bears went up 3-0 on a K Kevin Butler 33-yard FG after an interception. Chicago surged ahead by 10 points when QB Mike Tomczak connected with TE James Thornton on an 18-yard scoring pass. K Morten Andersen got the Saints on the scoreboard with a 47-yard FG with 1:38 remaining in the half. An offside call on New Orleans nullified a 61-yard return of a blocked Bears FG attempt in the third quarter. Chicago took advantage on the reprieve, driving to set up a 22-yard field goal to give the Bears a 13-3 advantage midway through the third quarter. The teams traded FGs in the final quarter, with Andersen drilling a 38-yard kick and Butler connecting from 21 yards out to produce the winning margin. Chicago RB Neal Anderson rushed 27 times for 166 yards and hauled in four passes for 42 yards as the Bears rolled up 365 total yards to the Saints' 193 yards of offense.

New Orleans Saints	0	3	0	3	6
Chicago Bears	3	7	3	3	16
Team Q Time	Play Description (Extra Point) (Drive Info)				
CB 1	10:06 Butler 19 FG (6-32, 3:22)				0-3
CB 2	13:08 Thornton 18 yd. pass from Tomczak (Butler kick) (6-62, 4:07)				0-10
NO 2	1:38 Andersen 47 FG (6-18, 2:09)				3-10
CB 3	7:29 Butler 22 FG (16-60, 8:31)				6-13

RUSHING	PASSING	RECEIVING
NO: Fenerty 8-29; Fourcade 2-13; Hilliard 4-13; Heyward 4-10	NO: Walsh 16-6-1, 74 yards; Fourcade 18-5-2, 79 yards	NO: Fenerty 4-22; Martin 2-47; Scales 1-31; Tice 1-19; Brenner 1-17; Perriman 1-11; Turner 1-6
CB: Anderson 27-102; Muster 12-71; Green 2-8; Tomczak 2-8	CB: Tomczak 25-12-0, 166 yards, 1 TD; Anderson 1-1-0, 22 yards	CB: Anderson 4-42; Thornton 2-43, 1 TD; Gentry 2-41; Morris 2-28; Muster 2-21; Davis 1-13

PLAYOFF GAMES SUMMARIES

ATLANTA FALCONS 27, SAINTS 20

NFC Wild Card Playoff (Dec. 28, 1991) - Louisiana Superdome (68,794)

Atlanta posted 10 points in the final quarter - including a 61-yard TD grab by WR **Michael Haynes** - to defeat the Saints, 27-20, in a Wild Card clash between division rivals. A TD pass from QB **Bobby Hebert** to WR **Floyd Turner** gave New Orleans a 7-0 advantage and K **Morten Andersen** increased the lead with a 45-yard FG. The Falcons got on the board when QB **Chris Miller** found WR **Andre Rison** for a 24-yard TD pass in the second quarter. K **Norm Johnson's** 44-yard FG with 0:37 left in the first half tied the score, but the Saints responded with a 35-yard FG by Andersen for a 13-10 advantage at halftime. Atlanta surged ahead with a TD early in the third quarter, but the Saints came back when RB **Dalton Hilliard's** one-yard TD plunge. A 36-yard FG by Johnson tied it up, and Haynes' long TD with 2:41 left provided the winning margin. Hebert was intercepted with 1:10 left at the Atlanta 35.

Atlanta Falcons	0	10	7	10
New Orleans Saints	7	6	0	7
Team Q Time Play Description (Extra Point) (Drive Info)				
NO	1	8:57	Turner 26 yd. pass from Hebert (Andersen kick) (11-78, 6:03)	0-7
NO	2	11:37	Andersen 45 yd. FG (6-24, 3:19)	0-10
AF	2	5:28	Rison 24 yd. pass from Miller (Johnson kick) (11-80, 6:11)	7-10
AF	2	0:37	Johnson 44 FG (10-37, 2:13)	10-10
NO	2	0:00	Andersen 35 FG (4-41, 0:37)	10-13
AF	3	9:59	Haynes 20 yd. pass from Miller (Johnson kick) (9-84, 5:01)	17-13
NO	4	14:10	Hilliard 1 yd. run (Andersen kick) (19-80, 10:49)	17-20
AF	4	7:43	Johnson 36 FG (11-45, 6:27)	20-20
AF	4	2:41	Haynes 61 yd. pass from Miller (Johnson kick) (5-80, 1:53)	27-20

	AF	NO
Total First Downs	20	23
Total Net Yards	334	330
Rushes-Yards	22-79	22-65
Net Yards Passing	255	265
Passing (A-C-I)	30-18-1	44-26-2
Sacked-Yards	5-36	1-8
Punts-Average	1-42	3-54
Fumbles-Lost	3-1	2-1
Penalties-Yards Lost	6-48	5-49
Time of Possession	26:52	33:08

RUSHING	PASSING
AF: Rozier 7-35; Pegram 11-26; Miller 4-18	AF: Miller 30-18-1, 291 yards, 3 TDs
NO: McAfee 14-49; Hebert 1-9; Hilliard 4-5, 1 TD; Jordan 3-2	NO: Hebert 44-26-2, 273 yards, 1 TD

RECEIVING
AF: Haynes 6-144, 2 TDs; Pritchard 5-63; Rison 4-56, 1 TD; Thomas 1-19; Pegram 1-5; Dixon 1-4
NO: Martin 7-83; Turner 5-75, 1 TD; Early 5-41; Hilliard 5-33; Carroll 2-23; Tice 1-13; Jordan 1-5

PHILADELPHIA EAGLES 36, SAINTS 20

NFC Wild Card Playoff (Jan. 3, 1993) - Louisiana Superdome (68,893)

The Philadelphia Eagles rallied from a 20-7 deficit to defeat the Saints, 36-20, in an NFC Wild Card Playoff game at the Superdome. The Saints took a 7-0 lead in the first quarter when **Craig Heyward** scored on a one-yard run. The Eagles tied the game on a 57-yard TD pass but the Saints got a 17-7 halftime lead on a **Bobby Hebert** scoring pass and a 35-yard FG by **Morten Andersen**. Andersen drilled another FG in the third quarter, but Philadelphia pulled to 20-10 on a **Roger Ruzek** 40-yard FG. The Eagles grabbed a 24-20 lead with TDs on their first two possessions of the fourth quarter and Hebert was sacked for a safety by DE **Reggie White**. Ruzek booted a 39-yard FG and CB **Eric Allen** returned a INT for another score in the final minutes.

Philadelphia Eagles	7	0	3	26
New Orleans Saints	7	10	3	0
Team Q Time Play Description (Extra Point) (Drive Info)				
NO	1	9:20	Heyward 1 yd. run (Andersen kick) (8-73, 5:40)	0-7
PE	1	3:22	Barnett 57 yd. pass from Cunningham (Ruzek kick) (4-80, 2:15)	7-7
NO	2	8:18	Andersen 35 FG (13-71, 7:07)	7-10
NO	2	4:14	Early 7 yd. pass from Hebert (Andersen kick) (4-53, 2:25)	7-17
NO	3	6:28	Andersen 42 FG (5-44, 3:25)	7-20
PE	3	1:01	Ruzek 40 FG (9-39, 4:05)	10-20
PE	4	10:37	Barnett 35 yd. pass from Cunningham (Ruzek kick) (9-64, 4:08)	17-20
PE	4	6:48	Sherman 6 yd. run (Ruzek kick) (5-26, 3:27)	24-20
PE	4	3:36	Hebert sacked by White for a safety	26-20
PE	4	2:36	Ruzek 39 FG (7-40, 3:00)	29-20
PE	4	2:17	Allen 18 yd. interception return (Ruzek kick)	36-20

	PE	NO
Total First Downs	19	20
Total Net Yards	349	360
Rushes-Yards	28-136	20-76
Net Yards Passing	213	284
Passing (A-C-I)	35-19-0	39-23-3
Sacked-Yards	1-6	1-7
Punts-Average	5-51.2	3-45.3
Fumbles-Lost	1-1	1-1
Penalties-Yards Lost	4-37	4-35
Time of Possession	31:25	28:35

RUSHING	PASSING
PE: Sherman 21-105, 1 TD; Cunningham 2-19; Walker 5-12	PE: Cunningham 35-19-0, 219 yards, 2 TDs
NO: Dunbar 4-28; Heyward 10-23, 1 TD; Hebert 3-18; Hilliard 3-7	NO: Hebert 39-23-3, 291 yards, 1 TD

RECEIVING
PE: Byars 6-37; Barnett 4-102, 2 TDs; Williams 4-36; Sherman 3-29; Green 1-14; Walker 1-1
NO: Early 7-93, 1 TD; Martin 5-64; Dunbar 4-49; Heyward 3-45; Brenner 2-24; Hilliard 1-10; Small 1-6

PLAYOFF GAMES SUMMARIES

SAINTS 31, ST. LOUIS RAMS 28

NFC Wild Card Playoff (Dec. 30, 2000) - Louisiana Superdome (64,900)

The Saints earned the first win in franchise history by jumping ahead to a commanding lead early by scoring 31 unanswered points and weathering a late St. Louis rally at the Superdome. After a St. Louis TD in the first quarter, the Saints scored on five of their next nine possessions. QB **Aaron Brooks** found WR **Robert Wilson** for a 12-yard TD pass and K **Doug Brien** hit a 33-yard FG for a 10-7 lead. Brooks then connected with WR **Willie Jackson** on TD passes of 10, 49 and 16 yards for a 31-7 lead with 11:57 left. The Rams mounted a comeback as QB **Kurt Warner** threw two TD passes and ran for another TD to pull St. Louis within three points. The Saints were forced to punt with 1:51 remaining, but the return was muffed by WR **Az-Zahir Hakim**. FB **Brian Milne** recovered the loose ball to seal the win. Jackson tied an NFL Playoff record with 3 TD catches as part of a six-catch, 142-yard day.

St. Louis Rams	7	0	0	21
New Orleans Saints	0	10	7	14
Team Q Time Play Description (Extra Point) (Drive Info)				
SL	1	5:58	Bruce 17 yd. pass from Warner (Wilkins kick) (11-68, 6:55)	7-0
NO	2	14:56	Wilson 12 yd. pass from Brooks (Brien kick) (11-70, 6:02)	7-7
NO	2	1:30	Brien 33 yd. FG (4-5, 0:51)	7-10
NO	3	8:40	Jackson 10 yd. pass from Brooks (Brien kick) (7-45, 3:23)	7-17
NO	4	13:22	Jackson 49 yd. pass from Brooks (Brien kick) (5-74, 2:55)	7-24
NO	4	11:57	Jackson 16 yd. pass from Brooks (Brien kick) (1-16, 0:05)	7-31
SL	4	9:36	Proehl 17 yd. pass from Warner (run failed) (4-80, 2:21)	13-31
SL	4	3:52	Faulk 25 yd. pass from Warner (Wilkins kick) (3-62, 0:48)	20-31
SL	4	2:36	Warner 5 yd. run (Faulk pass from Warner) (5-47, 1:07)	28-31

	SL	NO
Total First Downs	17	17
Total Net Yards	384	301
Rushes-Yards	16-34	32-50
Net Yards Passing	350	251
Passing (A-C-I)	40-24-3	29-16-1
Sacked-Yards	2-7	6-12
Punts-Average	5-43.0	6-41.0
Fumbles-Lost	3-2	4-1
Penalties-Yards Lost	9-60	5-40
Time of Possession	28:29	31:31

RUSHING	PASSING
SL: Faulk 14-24; Warner 1-5, 1 TD; Watson 1-5	SL: Warner 40-24-3, 365 yards, 3 TDs
NO: Brooks 10-26; Allen 16-21; Morton 2-5; Moore 3-1; Jackson 1-(-3)	NO: Brooks 29-16-1, 266 yards, 4 TDs

RECEIVING
SL: Bruce 7-127, 1 TD; Faulk 7-99, 1 TD; Proehl 3-46, 1 TD; Williams 3-25; Hakim 2-42; Holt 2-26
NO: Jackson 6-142, 3 TDs; Wilson 3-41, 1 TD; Reed 3-27; Morton 2-34; A. Glover 1-16; Allen 1-6

MINNESOTA VIKINGS 36, SAINTS 16

NFC Divisional Playoff (Jan. 6, 2001) - Metrodome (64,900)

The Vikings raced out to a 21-point lead on the way to a 34-16 victory in the NFC Divisional Playoff game at the Metrodome. Minnesota QB **Daunte Culpepper** found WR **Randy Moss** for a 53-yard TD pass on the Vikings' opening series. The Saints pulled to 7-3, but Vikings K **Gary Anderson** hit a 24-yard FG and Culpepper connected with WR **Cris Carter** for a 17-yard TD to give Minnesota a 17-3 lead at halftime. The Vikings opened the second half with a 68-yard TD pass from Culpepper to Moss. The Saints added a TD pass from QB **Aaron Brooks** to TE **Dave Stachelski** to pull to 24-10, but the Vikings' Anderson hit a 44-yard FG and RB **Robert Smith** scored on a two-yard run for a 34-10 margin. New Orleans scored the game's final points as Brooks found WR **Willie Jackson** for a 48-yard TD pass with 2:19 left. Saints RB **Chad Morton** caught a NFL postseason record-tying 13 passes for 106 yards and Jackson added nine grabs for 125 yards.

New Orleans Saints	3	0	7	6
Minnesota Vikings	10	7	10	7
Team Q Time Play Description (Extra Point) (Drive Info)				
MV	1	11:57	Moss 53 yd. pass from Culpepper (Anderson kick) (3-64, 1:20)	0-7
NO	1	7:46	Brien 33 yd. FG (10-65, 4:11)	3-7
MV	1	1:36	Anderson 24 yd. FG (12-67, 6:10)	3-10
MV	2	1:29	Carter 17 yd. pass from Culpepper (Anderson kick) (7-73, 3:40)	3-17
MV	3	13:33	Moss 68 yd. pass from Culpepper (Anderson kick) (3-77, 1:27)	3-24
NO	3	9:33	Stachelski 2 yd. pass from Brooks (Brien kick) (8-83, 4:00)	10-24
MV	3	4:31	Anderson 44 yd. FG (10-50, 5:02)	10-27
MV	4	10:46	Smith 2 yd. run (Anderson kick) (8-29, 4:32)	10-34
NO	4	2:19	Jackson 48 yd. pass from Brooks (pass failed) (3-66, 0:58)	16-34

	NO	MV
Total First Downs	19	18
Total Net Yards	355	429
Rushes-Yards	17-69	32-127
Net Yards Passing	286	302
Passing (A-C-I)	48-30-2	31-17-0
Sacked-Yards	2-9	0-0
Punts-Average	5-39.0	5-45.0
Fumbles-Lost	0-0	1-0
Penalties-Yards Lost	7-40	5-60
Time of Possession	27:49	32:11

RUSHING	PASSING
NO: Brooks 5-29; Morton 5-25; Williams 6-14; Allen 1-1	NO: Brooks 48-30-2, 295 yards, 2 TDs
MV: Smith 25-74, 1 TD; Culpepper 4-51; Morrow 3-2	MV: Culpepper 31-17-0, 302 yards, 3 TDs

RECEIVING
NO: Morton 13-106; Jackson 9-125, 1 TD; Reed 2-29; Poole 2-12; Wilson 1-14; A. Glover 1-5; Stachelski 1-2, 1 TD
MV: Carter 8-120, 1 TD; Moss 2-121, 2 TDs; Smith 2-25; Kleinsasser 2-18; Walters 1-7; Jordan 1-6; McWilliams 1-5

Coaches

Abramowicz, Danny — Xavier (Ohio)	1997-99
Alexander, Hubbard — Tennessee St.	2000-03
Amadee, Lynn — LSU	1973
April, Bobby — Nicholls St.	1996-99
Arians, Bruce — Virginia Tech	1996
Atkins, Dave — Texas El-Paso	1996, 2000-03
Baker, Joe — Princeton	2000-03
Barnes, Billy Ray — Wake Forest	1969-70, 75
Beake, John — Trenton St.	1976-77
Beard, Ed — Tennessee	1978-80
Biles, Ed — Miami (Ohio)	1969-70
Boudreau, Paul — Boston College	1987-93
Buchanan, Buck — Grambling St.	1976-77
Bunting, John — North Carolina	2000
Campbell, Whitey — Miami	1976-80
Capers, Dom — Mount Union	1986-91
Champion, Jim — Mississippi St.	1971-72
Cignetti, Frank Jr. — Indiana (Pa.)	2000-01
Clancy, Sam — Pittsburgh	2000-03
Clements, Tom — Notre Dame	1997-99
Corey, Walt — Miami	1997-99
Cummings, Bob — Vanderbilt	1973-75
Davidson, Jeff — Ohio St.	1996
Del Rio, Jack — Southern California	1997-98
Dickson, George — Notre Dame	1967-68
Ditka, Mike — Pittsburgh	1997-99
Ecklund, Brad — Oregon	1968-70
Erkenbeck, Jim — San Diego St.	1986
Everest, Al — SMU	2000-03
Everest, Andy — Texas-El Paso	1981-85
Fangio, Vic — East Stroudsburg	1986-94
Faulkner, Jack — Miami (Ohio)	1967-69
Fears, Tom — UCLA	1967-70
Franklin, Chet — Utah	1978-79
Garrett, Jim — Utah St.	1976-77
Garrett, Judd — Princeton	1997-99
Glick, Fred — Colorado St.	1980
Gullickson, Rock — Moorhead (Minn.) St.	2000-03
Haslett, Jim — Indiana (Pa.)	1995-96, 2000-03
Hatley, Mark — Oklahoma St.	1985
Heffler, Ernie — Duquesne	1975
Heinrich, Don — Washington	1969-70
Henry, Jack — Indiana (Pa.)	2000-03
Hewgley, Wimp — Wyoming	1974-75
Hill, Bob — Jackson St.	1978-79
Hill, King — Rice	1981-85
Holman, Rodney — Tulane	1998-99
Hostler, Jim — Indiana (Pa.)	2001-02
Hughes, Ed — Tulsa	1978-80
Jackson, Harold — Jackson St.	1997-99
Jackson, Ricky — Pittsburgh	1998-99
James, Ned — New Mexico St.	1998-99
Kennan, Larry — LaVerne	1995
Khayat, Ed — Tulane	1967-70
Kiffin, Monte — Nebraska	1995
Knott, Ty — Oregon Tech	2003
Kotite, Rich — Wagner	1977
Kuharich, Larry — Boston College	1998-99
Ledbetter, Bob — Mississippi Industrial	1974-75
Levra, John — Pittsburg St. (Kan.)	1981-85
Mainord, Carlos — McMurray J.C.	1999
Marciano, Joe — Temple	1986-95
Marcus, Evan — Ithaca	2000-2002
Matsko, John — Kent St.	1994-96
Matuszak, Marv — Tulsa	1971-73
Mauk, Carl — Southern Illinois	1982-85
Mayeaux, Glenn — New Orleans	1996
McCarthy, Mike — Baker (Kan.)	2000-03
McHan, Lamar — Arkansas	1974-75, 78-84
Meyers, Bill — Stanford	1999
Miscianiga, John — Dickinson College	2003
Moore, Tom — Iowa	1997
Mora, Jim E. — Occidental	1986-96
Mora, Jim L. — Washington	1992-96
Moss, Winston — Miami (Fla.)	2000-03
Myers, Chip — Northwestern (Okla.) St.	1994
Neal, Dan — Kentucky	1997-99
Nicolaou, Nick — Southern Connecticut	1980
Nolan, Dick — Maryland	1977-80
North, John — Vanderbilt	1973-75
Nunnely, Wayne — Nevada-Las Vegas	1995-96

Pagano, John — Mesa St. (Colo.)	1996-97
Palmieri, Jerry — Montclair St.	2003
Palcic, Bob — Dayton	2000-03
Paternostro, Russell — San Diego St.	1981-86
Paul, Markus — Syracuse	1998-99
Pease, John — Utah	1986-94
Petty, Phil — Missouri	2000
Phillips, Jim (Red) — Auburn	1973-75
Phillips, O.A. (Bum) — Stephen F. Austin	1981-85
Phillips, Wade — Houston	1981-85
Pratt, Tom — Miami	1978-80
Riecke, Lou — LSU	1980
Richardson, Harold — SMU	1981-85
Riley, Mike — Alabama	2002
Roberts, J.D. — Oklahoma	1967-68, 71-73
Roy, Alvin — LSU	1976-77
Royer, Jim — Navy	1970-72
Rutigliano, Sam — Tulsa	1976-77
Shaw, Bob — Ohio St.	1967-68
Shaw, Willie — New Mexico	1997
Sheppard, Mike — California Lutheran	2002-03
Shipp, Ken — Middle Tennessee	1971-72
Shively, Doug — Kentucky	1974-76
Sidwell, Steve — Colorado	1986-94
Skipper, Jim — Whittier	1986-95
Smith, Carl — Cal Poly-SLO	1986-96
Smith, Jerry — Wisconsin	1969-70
Spencer, Joe — Oklahoma St.	1981-85
Stanfel, Dick — San Francisco	1976-80, 97-98
Stram, Hank — Purdue	1976-77
Tate, Charlie — Florida	1995
Trimble, Steve — Maryland	1981-84
Van Zandt, Lance — Lamar	1996-2003
Venturi, Rick — Northwestern	1986-96
Walters, Steve — Arkansas	1995
Warren, Frank — Auburn	1973
White, Dixie — Texas Tech	1971-75
Whitehead, Bud — Florida St.	1994
Withers, Everett — Appalachian St.	1978-79
Wiggin, Paul — Stanford	1997-99
Woicik, Mike — Boston College	1976-77
Wood, Dick — Auburn	2001
Woodford, Mike — Arizona	1997-99
Yaralian, Zaven — Nebraska	1981-85
Young, John Paul — Texas-El Paso	1967-68
Yowarsky, Walt — Kentucky	1981-85
Zapala, Willie — Texas A&M	2000-01
Zook, Ron — Miami (Ohio)	2000-01

Players

Players who have spent at least one regular season game on the active roster

A	Abramowicz, Danny (WR) — Xavier (Ohio)	1967-73
	Absher, Dick (LB) — Maryland	1969-71
	Ackerman, Tom (C/G) — E. Washington	1996-2001
	Adams, Michael (DB) — Arkansas St.	1987-88
	Adams, Sam (G) — Prairie View A&M	1981
	Adams, Scott (G) — Georgia	1994
	Adams, Vashone (S) — Eastern Michigan	1997
	Adkins, Margene (WR) — Henderson JC	1972
50, 54	Alegre, Ink (LB) — Washington	1997-99
	Alexander, Vincent (FB) — Southern Miss.	1987
	Allen, Eric (CB) — Arizona St.	1995-97
	Allen, James (LB) — Oregon State	2002
	Allen, Terry (RB) — Clemson	2000
	Alphin, Gerald (WR) — Kansas St.	1990-91
	Amrose, Ashley (CB) — Miss. Valley St.	1999
	Andersen, Morten (K) — Michigan St.	1982-94
	Anderson, Dick (T) — Ohio St.	1967
	Anderson, Gary (G) — Stanford	1978
	Anderson, Jesse (TE) — Mississippi St.	1993
	Andrus, Sheldon (NT) — Nicholls St.	1986-87
	Anthony, Tyrone (RB) — North Carolina	1984-85
	Askson, Bert (TE) — Texas Southern	1973
	Atkins, Pete (S) — Tennessee	1976
	Atkins, Doug (DE) — Tennessee	1967-69
	Atkins, Gene (S) — Florida A&M	1987-93
	Austin, Cliff (RB) — Clemson	1993

B

Backes, Tom (G) — Oklahoma	1993
Baker, Melvin (WR) — Michigan	1975
Baker, Tony (RB) — Iowa St.	1968-71
Banks, Gordon (WR) — Stanford	1980-81
Barnes, Derrick (LB) — Virginia	1997
Barnhardt, Tommy (P) — North Carolina	1987, 89-94, 99
Barnwell, Malcolm (WR) — Virginia Union	1985
Barrington, Tom — Ohio St.	1967-70
Bass, Don (TE) — Houston	1982
Bates, Mario (RB) — Arizona St.	1994-97
Baumgartner, Steve (DE) — Purdue	1973-77
Beasley, John (TE) — California	1973-74
Beck, Brett (WR) — LSU	1996-99
Bell, Carlos (TE) — Houston	1971
Bellamy, Jay (S) — Rutgers	2001-02
Bender, Wes (FB) — Southern California	1997
Benjamin, Guy (QB) — Stanford	1980
Bennett, Barry (DE) — Concordia (Minn.)	1978-81
Bennett, Monte (DT) — Kansas St.	1981
Benson, Cliff (TE) — Purdue	1987-88
Bentley, LeCharles (G/C)	2002
Beverly, Dwight (RB) — Illinois	1987
Blake, Jeff (QB) — East Carolina	2000-01
Blanchard, Cary (C) — Oklahoma St.	1992
Blanchard, Tom (P) — Oregon	1974-78
Bord, Dwayne (DE) — North Carolina A&T	1988
Boeke, Jim (T) — Heidelberg	1968
Bordano, Chris (LB) — SMU	1998-99
Bordelon, Ken (LB) — LSU	1976-77, 79-82
Bosarge, Wade (DB) — Tulsa	1977
Botkin, Kirk (TE) — Arkansas	1994-95
Boysarsky, Jerry (NT) — Pittsburgh	1981
Boyd, Greg (S) — Arizona	1974
Boykin, Greg (RB) — Northwestern	1977
Brannon, Robert (DE) — Arkansas	1987
Brenner, Hoby (TE) — Southern California	1981-93
Brewer, Johnny (LB) — Mississippi	1968-70
Brien, Doug (K) — California	1995-2000
Brock, Stan (T) — Colorado	1980-92
Brooks, Aaron (QB) — Virginia	2000-02
Broughton, Willie (DT) — Miami (Fla.)	1995-96
Brown, Bob (TE) — Alcorn St.	1972-73
Brown, Charlie (RB) — Missouri	1967-68
Brown, Derek (RB) — Nebraska	1993-96
Brown, Fakhr (CB) — Grambling	2002
Brown, Ray (SS) — West Texas St.	1978-80
Buck, Mike (QB) — Maine	1990-93
Buck, Vince (DB) — Central St. (Ohio)	1990-95
Burchfield, Don (TE) — Ball St.	1971
Burke, Vern (TE) — Oregon St.	1967
Burkett, Jackie (LB) — Auburn	1967-70
Burns, Ed (QB) — Nebraska	1978-80
Burris, Bo (S) — Houston	1967-69
Burroughs, Ken (WR) — Texas Southern	1970
Burton, Larry (WR) — Purdue	1975-77
Butler, Bill (RB) — Kansas St.	1972-74
Butler, Skip (K) — Texas-Arlington	1971
Byrd, Israel (CB) — Utah St.	1993-95

C

Campbell, Earl (RB) — Texas	1984-85
Campbell, Joe (DE) — Maryland	1977-80
Campen, James (C/G) — Tulane	1987-88
Canty, Chris (CB) — Kansas St.	2000
Capone, Warren (LB) — LSU	1995-97
Carney, John (K) — Notre Dame	2001-02
Carr, Tom (DE) — Morgan St.	1968
Carroll, Herman (DE) — Mississippi St.	1994
Carroll, Travis (LB) — Florida	2002
Carroll, Wesley (WR) — Miami (Fla.)	1991-92
Carter, David (C) — Western Kentucky	1984-85
Carter, Dale (CB) — Tennessee	2002
Carter, Tim (CB) — Tulane	2001
Cassady, Craig (DB) — Ohio St.	1987
Caster, Rich (TE) — Jackson St.	1971
Chambers, Rusty (LB) — Tulane	1975-76
Chandler, Wes (WR) — Florida	1978-81
Chapman, Clarence (CB) — Eastern Michigan	1976-80
Chapman, Gil (WR) — Michigan	1975
Chase, Martin (DT) — Oklahoma	2000-02

37,30

Childs, Henry (TE) — Kansas St.	1976-80
Childs, Ron (LB) — Washington St.	1995
Cipa, Larry (QB) — Michigan	1974-75
Clark, Bruce (DE) — Penn St.	1982-88
Clark, Kelvin (G) — Nebraska	1982-85
Clark, Robert (WR) — North Carolina Central	1987-88
Clark, Vinnie (CB) — Ohio St.	1994
Clarke, Phil (LB) — Pittsburgh	1999-2001
Clay, Willie (S) — Georgia Tech	1999
Cleeland, Cameron (TE) — Washington	1998-99, 2001
Clemons, Charlie (LB) — Georgia	2000-02
Cody, Bill (LB) — Auburn	1967-70
Cofer, Mike (K) — North Carolina St.	1987
Colchico, Dan (DE) — San Jose St.	1969
Coleman, Don (LB) — Michigan	1974-75
Collins, Kerry (QB) — Penn St.	1998
Collins, Larry (RB) — Texas A&I	1980
Colman, Wayne (LB) — Temple	1969-74, 76
Comiskey, Chuck (G) — Mississippi	1988-89
Connell, Albert (WR) — Texas A&M	1994
Conner, Darion (LB) — Jackson St.	2001
Conter, Bill (T) — Penn St.	1986-88
Cook, Toi (CB) — Stanford	1987-93
Coombs, Larry (C) — Idaho	1980
Cooper, Richard (T) — Tennessee	1990-95
Cordileone, Lou (DT) — Clemson	1967-68
Cordill, Olie (P) — Memphis	1969
Cortez, Bruce (CB) — Parsons	1967
Cota, Chad (S) — Oregon	1998
Covington, John (S) — Notre Dame	2002
Cox, Bryan (LB) — Western Illinois	1995
Crangle, Mike (DE) — Tennessee-Martin	1972
Craver, Aaron (RB) — San Diego St.	1998-99
Craver, Keyuo (CB) — Nebraska	2003
Creech, Bob (LB) — TCU	1973
Crist, Chuck (S) — Penn St.	1975-77
Croom, Sylvester (C) — Alabama	1975
Crosby, Ron (LB) — Penn St.	1978
Cunningham, Carl (LB) — Houston	1971
Cuzzo, Gary (QB) — Virginia	1967

D

Dalton, Oakley (DT) — Jackson St.	1977
Davidson, Jeff (T) — Ohio St.	1994
Davis, Bob (QB) — Virginia	1973
Davis, Dave (WR) — Tennessee St.	1970
Davis, Dick (RB) — Nebraska	1996-98
Davis, Don (LB) — Kansas	1997
Davis, Isaac (G) — Arkansas	1969
Davis, Norman (G) — Grambling St.	1967-69
Davis, Ted (LB) — Georgia Tech	1995-96
Davis, Travis (NT) — Michigan St.	1995
Davis, Travis (S) — Notre Dame	1999
Davis, Troy (RB) — Iowa St.	1997-99
Dawkins, Sean (WR) — California	1998
Dawsey, Lawrence (WR) — Florida St.	1999
Dawsey, Stacey (WR) — Indiana	1987
DeForest, Joe (LB) — Southwestern La.	1987
DeGrenier, Jack (RB) — Texas-Arlington	1974
DeRamus, Lee (WR) — Wisconsin	1995-96
DeRatt, Jim (DB) — North Carolina	1975
Del Rio, Jack (LB) — Southern California	1985-86
Delhomme, Jake (QB) — La-Lafayette	1998-2002
Dempsey, Tom (K) — Palomar J.C.	1969-70
Derby, Glenn (T) — Wisconsin	1989-90
Dixon, John (LB/C) — Oregon St.	1971-74
Dixon, Ernest (LB) — South Carolina	1994-97
Dixon, Ronnie (NT) — Cincinnati	1993
Dobler, Conrad (G) — Wyoming	1978-79
Dodd, Al (WR) — Northwestern St.	1969-71
Dombrowski, Jim (G/T) — Virginia	1986-96
Donovan, Tom (WR) — Penn St.	1980
Dorris, Andy (DE) — New Mexico St.	1973-76
Douglas, John (CB) — Texas Southern	1967-68
Douglas, Marques (DE) — Howard	2000
Douglass, Bobby (QB) — Kansas	1976-77
Dowdell, Marcus (WR) — Tennessee St.	1992-93
Drakeford, Tyrone (CB) — Virginia Tech	1998-99
Duckett, Kenny (WR) — Wake Forest	1982-85
Dunbar, Jonathan (DE) — Kentucky	1986, 88
Dunbar, Jubilee (WR) — Southern	1973
Dunbar, Karl (DE) — LSU	1993

FOR MORE INFO LOG ON TO

www.neworleanssaints.com

ALL-TIMEROSTER

32 Dunbar, Vaughn (RB) — Indiana.....1992-94-95
10,15 Durkee, Charlie (K) — Oklahoma St.1967-68,71-72
47 Dusenbery, Bill (RB) — J.C. Smith.....1970

E

89 Early, Quinn (WR) — Iowa.....1991-95
63 Edelman, Brad (G) — Missouri.....1982-89
83 Edwards, Kelvin (WR) — Liberty Baptist.....1986
64 Elliott, Ted (NT) — Mankato St.....1987
99 Elliott, Tony (NT) — North Texas St.....1982-88
52 Emanuel, Frank (LB) — Tennessee.....1970
19 Epps, Tory (DT) — Memphis.....1995
74 Erxleben, Russell (K/P) — Texas.....1979-83
84 Estes, Lawrence (DE) — Alcorn St.....1970-71
59 Evans, Chuck (LB) — Stanford.....1980-81
17 Everett, Jim (QB) — Purdue.....1994-96

F

10 Fagan, Julian (P) — Mississippi.....1970-72
44 Farasopoulos, Chris (S) — Brigham Young.....1974
56 Farber, Hap (LB) — Mississippi.....1970
87 Farquhar, John (TE) — Duke.....1997-98
96 Faulkner, Jeff (DE) — Southern.....1993
58 Federspiel Joe (LB) — Kentucky.....1972-80
9 Feller, Hap (K) — Texas.....1972-73
20 Felton, Eric (CB) — Texas Tech.....1978-80
27,48 Fenderson, James (RB) — Hawaii.....2001-2002
22 Ferenty, Gil (RB) — Holy Cross.....1990-91
56 Ferguson, Jim (LB) — Southern California.....1968
71 Fersen, Paul (T) — Georgia.....1973-74
78 Fichtner, Ross (S) — Purdue.....1968
26 Fields, Jitter (PR) — Texas.....1984
55 Fields, Mark (LB) — Washington St.....1995-2000
69 Fifer, Bill (G) — West Texas St.....1978
44 Fink, Mike (CB) — Missouri.....1973
63 Finnie, Roger (T) — Florida A&M.....1971
55 Flanagan, Jim (LB) — Pittsburgh.....2002
71 Folau, Spencer (T) — Idaho.....1977-2002
62 Fontenot, Jerry (C) — Texas A&M.....1971-72
28 Ford, James (RB) — Texas Southern.....1988-91
52 Forde, Brian (LB) — Washington St.....1987-90
11 Fourcade, John (QB) — Mississippi.....1987
53 Fourcade, Keith (LB) — Mississippi.....1987
40 Fowler, Bobby (FB) — Louisiana Tech.....1984-85
83 Franklin, P.J. (WR) — Tulane.....1999
37 Franz, Todd (S) — Tulane.....2000
51 Fraser, Jim (P) — Wisconsin.....1968
32 Frazier, Paul (RB) — Northwestern La.....1989
55 Freeman, Reggie (LB) — Florida St.....1993
15 Fritsch, Tom (K) — None.....1982
24 Fuller, Johnny (S) — Lamar.....1973-75
72 Fultz, Mike (DT) — Nebraska.....1977-80

G

46 Gajan, Hokie (FB) — LSU.....1982-85
34 Galbreath, Tony (RB) — Missouri.....1976-80
62,60,46,86 Gammon, Kendall (C) — Pittsburg St. (Kan.).....1996-99
83 Garrett, Len (TE) — New Mexico Highlands.....1973-75
80 Garcia, Jim (DE) — Purdue.....1967
20 Gary, Russell (SS) — Nebraska.....1981-86
95 Gearbers, James (DE) — Wichita St.....1984-89
15 Gibbs, Donnie (P) — TCU.....1974
27 Gilbert, Antonio (SS) — Cincinnati.....1986-89,92
77 Gilbert, Daren (T) — Cal St-Fullerton.....1985-88
42,41 Gilliam, John (WR) — South Carolina St.....1967-68,77
37 Gleason, Steve (S) — Washington St.....2000-02
29 Glenn, Vencie (S) — Indiana St.....1991
82 Glover, Andrew (TE) — Grambling St.....2000
91 Glover, La'Roi (DT) — San Diego St.....1997-2001
97 Goff, Robert "Pig" (NT) — Auburn.....1990-95
77 Goich, Dan (DT) — California.....1971
88 Goodlow, Eugene (WR) — Kansas St.....1983-86
82 Gottschalk, Darren (TE) — Cal Lutheran.....1987
44 Gowan, Toby (P) — North Texas.....2000-02
80 Granger, Hoyle (RB) — Mississippi St.....1971
94 Grant, Charles (DE) — Georgia.....2002
74 Gray, Cecil (T) — North Carolina.....1993
21 Gray, David (DB) — East Los Angeles JC.....1979
33 Gray, Kevin (DB) — Eastern Illinois.....1982

72 Gray, Leon (T) — Jackson St.....1982-83
37 Gray, Mel (RB) — Purdue.....1986-88
45 Green, Arthur (RB) — Albany St.....1972
85 Green, Paul (TE) — Southern California.....1996
53 Green, Sammy (LB) — Florida.....1980
38 Greer, Donovan (CB) — Texas A&M.....1997
74 Gregory, Ted (NT) — Syracuse.....1988
35 Gresham, Bob (RB) — West Virginia.....1971-72
78 Grooms, Elois (DE) — Tennessee Tech.....1975-81
40 Gros, Earl (RB) — LSU.....1970
56 Gross, Lee (C) — Auburn.....1975-77
86 Groth, Jeff (WR) — Bowling Green.....1981-85
18 Guess, Terry (WR) — Gardner-Webb.....1996
84 Guilford, Eric (WR) — Arizona St.....1997-98
96 Gunn, Mark (DE) — Pittsburgh.....1994
62 Gwinn, Ross (G) — Northwestern St.....1968

H

79 Halapin, Mike (G) — Pittsburgh.....1999
81 Hall, Lamont (TE) — Clemson.....2000-02
86 Hall, Tom (WR) — Minnesota.....1967
56 Hall, Willie (LB) — Southern California.....1972-73
83 Hamilton, Andy (WR) — LSU.....1975
70,96 Hamiter, Uthuri (DL) — Delaware St.....1998-99
99 Hand, Norman (DT) — Mississippi.....2000-02
98 Hanna, Jim (NT) — Louisville.....1994
10 Hansen, Brian (P) — Sioux Falls.....1984-88
47 Harding, Greg (DB) — Nicholls St.....1984
28 Hardy, Larry (TE) — Jackson St.....1978-85
87 Hargy, Edd (QB) — Texas A&M.....1969-72
14 Harper, Alvin (WR) — Tennessee.....1997
80 Harris, Bill (RB) — Colorado.....1971
36,26 Harris, Corey (CB) — North Alabama.....1999-2000
80 Harris, Herbert (WR) — Lamar.....1986-87
82 Harris, Ike (WR) — Iowa St.....1978-81
86 Harris, Rod (WR) — Texas A&M.....1989
86 Harrison, Victor (WR) — North Carolina.....1987
80 Hart, Ben (S) — Oklahoma.....1967
72 Hart, Jeff (T) — Oregon St.....1976
53 Hart, Tommy (DE) — Morris Brown.....1980
67 Harvey, George (G) — Kansas.....1967
52 Harvey, Richard Jr. (LB) — Tulane.....1995-97
26 Harvey, Richard Sr. (DB) — Jackson St.....1971
88 Hastings, Andre (WR) — Georgia.....1997-99
70,74 Haverdink, Kevin (T) — Northern Michigan.....1989-91
86 Havrilak, Sam (WR) — Bucknell.....1974
36 Hawthorne, Michael (CB) — Purdue.....2000-02
29 Hayes, Billie (CB) — San Diego St.....1972
92 Hayes, Mercury (WR) — Michigan.....1996-97
89 Haynes, James (LB) — Mississippi Valley St.....1984-89
81 Haynes, Michael (WR) — Northern Arizona.....1994-96
49 Hazelton, Major (DB) — Florida A&M.....1970
3 Hebert, Bobby (QB) — Northwestern St.1985-89,91-92
26 Heidel, Jimmy (S) — Mississippi.....1967
20 Henderson, Othello (S) — UCLA.....1993-94
87 Herrmann, Don (WR) — Wayneburg St.....1975-77
84 Hester, Jim (TE) — North Dakota.....1967-69
64 Hester, Ray (LB) — Tulane.....1971-73
23 Hewitt, Chris (S) — Cincinnati.....1997-99
45,34 Heyward, Garf (FB) — Pittsburgh.....1988-92
62 Hilgenberg, Jay (C) — Iowa.....1993
61 Hilgenberg, Joel (C/G) — Iowa.....1984-93
62 Hill, John (C) — Lehigh.....1975-84
72 Hill, Lonzell (WR) — Washington.....1987-90
81 Hill, Randal (WR) — Miami.....1997
40,21 Hilliard, Dalton (RB) — LSU.....1986-93
76 Hills, Keno (G/T) — Southwestern La.....1996-99
77 Hines, Glen Ray (T) — Arkansas.....1971-72
24 Hoage, Terry (DB) — Georgia.....1984-85
53 Hobbs, Billy (LB) — Texas A&M.....1972
20 Hobbs, Daryl (WR) — Pacific.....1997
12 Hobert, Billy Joe (QB) — Washington.....1997-99
98 Hodge, Milford (DE) — Washington St.....1986
52 Hodge, Sedrick (LB) — North Carolina.....2001-02
14 Hodson, Tom (QB) — LSU.....1995-96
57 Holden, Curtis (LB) — Washington St.....2001-02
70 Holden, Sam (T) — Grambling St.....1971
18 Hollas, Hugo (S) — Rice.....1970-72
51 Holloway, Stan (LB) — California.....1980
45 Holmes, Jack (RB) — Texas Southern.....1978-82
87 Horn, Joe (WR) — Itawamba (Miss.) JC.....2000-02
28 Hoskins, Derrick (S) — Southern Miss.....1996
47 Houser, Kevin (LS) — Ohio St.....2000-02

68 Housman, Walter (T/G) — Upsala.....1987
93 Howard, Darren (DE) — Kansas St.....2000-02
29 Howard, Gene (CB) — Langston.....1968-70
35 Howard, Reggie (CB) — Memphis.....2000
20 Howell, Delles (CB) — Grambling St.....1970-72
52 Huard, John (LB) — Maine.....1971
70 Hubbard, Dave (T) — Brigham Young.....1977-72
69 Hudson, Nat (G) — Georgia.....1981
54 Hughes, Pat (LB) — Boston.....1977-79
33 Hughes, Tyrone (CB) — Nebraska.....1993-96
36 Hunt, Kevin (T) — Doane.....1978
60 Hunt, Robert (G) — Virginia.....1999
32 Hunter, Earnest (S) — Southeast Oklahoma.....1996
28 Hurley, Bill (DB) — Syracuse.....1982-83
88 Hyatt, Fred (WR) — Auburn.....1973

I

12 Ingram, Kevin (QB) — East Carolina.....1987
27 Irvin, Ken (CB) — Memphis.....2002
82 Ismail, Qadry (WR) — Syracuse.....1998
21 Israel, Steve (CB) — Pittsburgh.....2001

J

30 Jackson, Ernie (CB) — Duke.....1972-77
91 Jacksons, Grady (DT) — Knoxville.....2002
47 Jackson, Greg (S) — LSU.....1996
38 Jackson, Jonathan (LB) — Oregon St.....2001
57 Jackson, Rickey (LB) — Pittsburgh.....1981-93
88 Jackson, Willie (WR) — Florida.....2000-01
22 Jacobs, Harry (LB) — Bradley.....1970
64 Jacob, Kendyl (C/G) — Kansas State.....2002
50 James, Van (CB) — Kent St.....1986-88
43 James, Philip (C) — Southern.....1987
50 Jean Baptiste, Garland (FB) — LSU.....1987
86 Jeffries, Haywood (WR) — North Carolina St.....1996
96 Jeffries, Dameian (DE) — Alabama.....1995
72 Jenkins, Trezele (T) — Michigan.....1997
36 Jennings, Stanford (RB) — Furman.....1991
68 Jetton, Paul (G) — Texas.....1992-93
19 Johnson, Alonzo (WR) — Central St. (Ohio).....1998
22 Johnson, Benny (CB) — J.C. Smith.....1976
34 Johnson, Bobby (DB) — Texas.....1983-84,86
77 Johnson, Carl (G) — Nebraska.....1974
91 Johnson, Dirk (P) — Northern Colorado.....2002
21 Johnson, Earl (CB) — South Carolina.....1985
50 Johnson, Joe (DE) — Louisville.....1994-98,2000-01
58 Johnson, John (LB) — Clemson.....1995
58 Johnson, J.R. (LB) — Syracuse.....2002
45 Johnson, Nate (RB) — Texas Southern.....1987
86 Johnson, Tony (TE) — Alabama.....1996-98
20 Johnson, Tyrone (WR) — Western (Colo.) St.....1994
29 Johnson, Undra (RB) — West Virginia.....1989
53 Johnson, Vaughan (LB) — North Carolina St.....1986-93
90 Johnson, Walter (LB) — Louisiana Tech.....1989
36 Jones, Andrew (RB) — Washington St.....1975-76
38 Jones, Brian (LB) — Texas.....1995-96,98
19 Jones, Charlie (WR) — Fresno St.....2000
74 Jones, Clarence (T) — Maryland.....1996-98
53 Jones, Donta (LB) — Nebraska.....2000
95,92 Jones, Ernest (DE) — Oregon.....1995-98
78 Jones, Jerry (T) — Bowling Green.....1967-69
59 Jones, J.J. (LB) — Arkansas.....2002
32 Jones, Kim (FB) — Colorado St.....1976-79
86,89 Jones, Mike (WR) — Tennessee St.....1986-87,89
20 Jones, Ray (DB) — Southern.....1973
27 Jones, Reginald (CB) — Memphis.....1991-94
23 Jones, Selwyn (CB) — Colorado St.....1994
27 Jordan, Buford (FB) — McNeese St.....1986-92
45 Jordan, Jimmy (RB) — Florida.....1967
10 Jurich, Tom (K) — Northern Arizona.....1978

K

71 Kaplan, Ken (T) — New Hampshire.....1987
46 Kearney, Jim (S) — Prairie View A&M.....1976
28 Keaton, Curtis (RB) — James Madison.....2002
78 Keim, Mike (T) — Brigham Young.....1991
20 Kelley, Les (RB) — Alabama.....1967-69
87 Kelly, Mike (TE) — Davidson.....1973
33,24,44,27 Kelly, Rob (S) — Ohio St.....1997-2000

ALL-TIMEROSTER

5 Kempf, Florian (K) — Pennsylvania.....1987
60 Kennard, Derek (G) — Nevada-Reno.....1991-93
82 Kennison, Eddie (WR) — LSU.....1999
17 Kilmer, Billy (QB) — UCLA.....1967-70
61 King, Ed (G) — Auburn.....1995-97
45 Kimbrough, Elbert (S) — Northwestern.....1968
53 Kingrea, Rick (LB) — Tulane.....1973-77
68 Kline, Alan (T) — Ohio St.....1994-95
40 Knafele, Greg (TE) — Notre Dame.....1983
53 Knight, Roger (LB) — Wisconsin.....2001-02
29 Knight, Sammy (S) — Southern California.....1997-2002
78 Knight, Shawn (DE) — Brigham Young.....1987
66 Knowles, David (T) — Indiana.....1977
55 Kohlbrand, Joe (LB) — Miami (Fla.).....1985-89
43 Kopay, Dave (LB) — Washington.....1971
60 Korte, Steve (C) — Arkansas.....1983-90
52 Kovach, Jim (LB) — Kentucky.....1979-85
89 Kramer, Kent (TE) — Minnesota.....1967
9 Kramer, Tommy (QB) — Rice.....1990
21 Krimm, John (S) — Notre Dame.....1982
50 Kupp, Jake (G) — Washington.....1967-75
67 Kuziel, Bob (C) — Pittsburgh.....1972

L

64 Lafary, Dave (T) — Purdue.....1977-85
39 LaGrand, Morris (RB) — Tampa.....1975
67 LaPorta, Phil (T) — Penn St.....1974-75
12 Laufenberg, Babe (QB) — Indiana.....1986
39 Lawson, Odell (RB) — Langston.....1973-74
58 Leach, Scott (LB) — Ohio St.....1987
74 Leach, William (G/T) — North Carolina St.....1987
11 Lee, Bivian (CB) — Prairie View.....1971-75
39 Lee, Carl (DB) — Marshall.....1994
32 Lee, Mark (CB) — Washington.....1991
43 Legett, Tyrone (CB) — Nebraska.....1992-95
62 Leggett, Brad (C) — Southern California.....1990-91
72 Leggett, Earl (DT) — LSU.....1967-68
52 Lemon, Mike (LB) — Kansas.....1975
22 Lewis, Gary (RB) — Arizona St.....1970
93 Lewis, Gary (NT) — Oklahoma St.....1983
24 Lewis, Marvin (RB) — Tulane.....1982
84 Lewis, Michael (WR) — None.....2001-02
98 Lewis, Reggie (DE) — San Diego St.....1982-84
29 Lewis, Rodney (CB) — Nebraska.....1982-84
3 Leypoldt, John (K) — None.....1978
78 Linden, Errol (T) — Houston.....1969-70
54 Lindsey, Dale (LB) — Western Kentucky.....1973
7 Linhart, Toni (K) — Austria Tech.....1972
86 Lippis, Louis (WR) — Southern Miss.....1992
20,21 Little, Earl (DB) — Miami.....1998-99
48 Livingston, Andy (RB) — Phoenix JC.....1969-70
61 Loberg, Greg (G/T) — California.....1987
0 Logan, Obert (S) — Trinity.....1967
2 Lohmiller, Chip (K) — Minnesota.....1995
89 Long, Dave (DE) — Iowa.....1969-72
26 Looney, Joe Don (RB) — Oklahoma.....1969
34 Loric, Tony (RB) — Arizona St.....1968-69
46 Lumpkin, Sean (S) — Minnesota.....1992-96
88 Lusk, Hendrick (TE) — Utah.....1996
43 Lyons, Dicky (S) — Kentucky.....1970

Mc

25,26 McAfee, Fred (RB) — Mississippi College1991-93,2000-02
26 McAllister, Deuce (RB) — Mississippi.....2001-02
36 McCall, Don (RB) — Southern California.....1967-68,70
19 McClard, Bill (K) — Arkansas.....1973-75
42,44 McCleskey, J.J. (WR/S) — Tennessee.....1993-96
67 McCollum, Andy (G) — Toledo.....1994-98
71,75 McCormick, Dave (T) — LSU.....1967-68
51 McCoy, Larry (LB) — Lamar.....1987
44 McCrary, Fred (FB) — Mississippi St.....1997
80 McCulloch, Earl (WR) — Southern California1974
89 McGarity, Wayne (WR) — Texas.....2001
49 McGill, Ralph (S) — Tulsa.....1978-79
76 McGuire, Gene (C) — Notre Dame.....1992
92 McIntosh, Toddrick (DE) — Florida St.....1995
42 McLemore, Dana (DB) — Hawaii.....1986
29 McNeill, Mark (CB) — Alabama.....1996
12 McNeill, Tom (P) — Stephen F. Austin.....1967-69
27 McNeill, Rod (RB) — Southern California.....1974-75
25 McQuay, Ron (RB) — Tampa.....1976

ALL-TIMEROSTER

M

47	Mack, Cedric (CB) — Baylor.....	1992-93
24	Mack, Milton (CB) — Alcorn St.....	1987-91
9	Manning, Archie (QB) — Mississippi.....	1971-75, 77-82
81	Marchiol, Ken (LB) — Mesa (Colo.).....	1987
75	Marrone, Doug (G) — Syracuse.....	1989
40	Marsalis, Jim (S) — Tennessee St.....	1977
23	Marshall, James (DB) — Jackson St.....	1980
59	Martin, Chris (LB) — Auburn.....	1983
22	Martin, D'Artagnan (CB) — Kentucky.....	1971
84	Martin, Eric (WR) — LSU.....	1985-93
93	Martin, Wayne (DE/DT) — Arkansas.....	1989-99
86	Martini, Rich (WR) — Cal-Davis.....	1981
40	Massey, Robert (CB) — North Carolina Central.....	1989-90
23	Mathis, Kevin (CB) — Texas A&M-Commerce.....	2000-01
56	Mathis, Reggie (LB) — Oklahoma.....	1979-80
35	Matthews, Henry (RB) — Michigan St.....	1973
64	Maurer, Andy (G) — Oregon.....	1974
84	Mauti, Rich (WR) — Penn St.....	1977-80, 82-83
39	Maxie, Brett (S) — Texas Southern.....	1985-93
28	Maxson, Alvin (RB) — SMU.....	1974-76
22	Mayes, Michael (CB) — LSU.....	1989
36	Mayes, Rueben (RB) — Washington St.....	1986-88, 90
19	Mekens, Guido (QB/WR/DB) — Sam Houston.....	1980-85
57	Merlo, Jim (LB) — Stanford.....	1973-74, 76-79
71	Merrill, Casey (DT) — Cal-Davis.....	1986
70	Meseroli, Mark (T) — Florida St.....	1978
52, 99	Mickell, Darren (DE) — Florida.....	1996-97, 99
10	Middleton, Rick (LB) — Ohio St.....	1974-75
67	Mike-Mayer, Steve (K) — Maryland.....	1978
17	Miller, Bubba (C/G) — Tennessee.....	2002
64	Miller, Junior (TE) — Nebraska.....	1984
89	Miller, Les (NT) — Ft. Hays St.....	1991-94
80	Miller, Mike (WR) — Tennessee.....	1985
51	Mills, Sam (LB) — Montclair St.....	1986-94
30	Milne, Brian (FB) — Penn St.....	2000
32	Minor, Lincoln (RB) — New Mexico St.....	1973
88	Mitchell, Derrell (WR) — Texas Tech.....	1994
83	Mitchell, Johnny (TE) — Nebraska.....	2001
59	Mitchell, Keith (LB) — Texas A&M.....	1997-01
50	Mitchell, Kevin (DB) — Syracuse.....	1999
40	Mitchell, Mel (S) — Western Kentucky.....	2002
25	Molden, Alex (CB) — Oregon.....	1996-2000
97	Monroe, Derris (DE) Virginia Tech.....	2002
77	Montgomery, Marv (T) — Southern California.....	1976-77
74	Moore, Doug (DE) — Whittier.....	1971-72
74	Moore, Derland (NT) — Oklahoma.....	1973-85
32	Moore, Jerald (RB) — Oklahoma.....	2000
25	Moore, Jerry (S) — Arkansas.....	1973-74
21	Moore, Reynaud (CB) — UCLA.....	1971
73	Mooring, John (T) — Tampa.....	1974
57	Morgan, Mike (LB) — LSU.....	1969-70
77	Morris, Chris (T) — Indiana.....	1975
76	Morrison, Don (T) — Texas-Arlington.....	1971-77
35	Morse, Bobby (FB) — Michigan St.....	1989-91
40	Morton, Chad (RB) — Southern California.....	2000
32	Muncie, Chuck (RB) — California.....	1976-80
22, 25	Muster, Brad (FB) — Stanford.....	1993-94
37	Myers, Tommy (S) — Syracuse.....	1972-81
55	Myles, DeShone (LB) — Nevada.....	2001

N

65	Naeole, Chris (G) — Colorado.....	1997-2001
55	Nairne, Rob (LB) — Oregon.....	1981-83
23, 22	Neal, Lorenzo (FB) — Fresno St.....	1993-96
87, 68	Neal, Richard (DE) — Southern.....	1969-72, 78
36	Ned, Derrick (FB) — Grambling St.....	1993-95
1	Nevett, Elijah (CB) — Clark.....	1967-70
24	Newkirk, Robert (DE) — Michigan St.....	1999
64	Newland, Bob (WR) — Oregon.....	1971-74
41	Newman, Anthony (S) — Oregon.....	1995-97
30	Newman, Patrick (WR) — Utah St.....	1991-93
86	Newman, Patrick (WR) — Utah St.....	1991-93
78	Nesbome, Billy (DE) — Grambling St.....	1973-74
31	Nesbome, Richard (S) — Michigan St.....	2001
38	Nicholson, Calvin (CB) — Oregon St.....	1989-91
11	Ninowski, Jim (QB) — Michigan St.....	1969
33	Norris, Moran (FB) — Kansas.....	2001-02
60	Novitsky, Craig (C/T) — UCLA.....	1994-96
13	Nussmeier, Doug (QB) — Idaho.....	1994-97
36	Nyvall, Vic (RB) — Northwestern St.....	1970

O

29	Ogden, Ray (WR) — Alabama.....	1967
46	Ojo, Onome (WR) — Cal-Davis.....	2001
28	Oldham, Chris (S) — Oregon.....	2000-01
82	O'Neal, Ken (TE) — Oklahoma St.....	1987
10	O'Neal, Steve (P) — Texas A&M.....	1973
14	O'Sullivan, J.T. (QB) — Cal-Davis.....	2002
35	Otis, Jim (RB) — Ohio St.....	1970
66	Oubre, Louis (G) — Oklahoma.....	1982-84
49	Owens, Artie (WR) — West Virginia.....	1980
72	Owens, Joe (DE) — Alcorn St.....	1971-75
83	Owens, Tinker (WR) — Oklahoma.....	1976, 78-80

P

35	Pahukoa, Shane (S) — Washington.....	1995
52	Palmer, Dick (LB) — Kentucky.....	1972-73
75	Palmer, Emile (DT) — Syracuse.....	1996
42, 88	Parker, Joel (WR) — Florida.....	1974-75, 77
96	Parker, Steve (DE) — Idaho.....	1980
83	Parks, Dave (TE) — Texas Tech.....	1968-72
17	Partridge, Rick (P) — Utah.....	1979
80	Pathon, Jerome (WR) — Washington.....	2002
88	Patison, Mark (WR) — Washington.....	1987-88
51	Paul, Whitney (LB) — Colorado.....	1982-85
53	Pelluer, Scott (LB) — Washington St.....	1981-85, 87
71	Perot, Pete (G) — Northwestern St.....	1985
80	Perriman, Brett (WR) — Miami (Fla.).....	1988-90
39	Perry, Darren (S) — Penn St.....	2000
32	Perry, Vernon (S) — Jackson St.....	1983
33	Perry, Wilmont (RB) — Livingstone.....	1998-99
45	Petry, Stan (CB) — Texas Christian.....	1991
34	Phillips, Jess (RB) — Michigan St.....	1973-74
43	Phillips, Kim (CB) — North Texas.....	1999
37	Philyaw, Dino (RB) — Oregon.....	1999
36	Pietrzak, Jim (C) — Eastern Michigan.....	1979-84
75	Pittman, Julian (DT) — Florida St.....	1970
22	Pitts, Elijah (CB) — Philander Smith.....	1998
85	Poage, Ray (TE) — Texas.....	1967-70
25	Poe, Johnnie (CB) — Missouri.....	1981-87
82	Pollard, Bob (DE) — Weber St.....	1971-77
83	Poole, Keith (WR) — Arizona St.....	1997-2000
70	Port, Chris (G) — Duke.....	1991-95
59	Porter, Rufus (LB) — Southern.....	1995-96
40	Powell, Marvin (FB) — Southern California.....	1999
33	Preece, Steve (DB) — Oregon St.....	1969
75	Price, Alex (DT) — Alcorn St.....	1973-80
70	Price, Marcus (T) — LSU.....	2000-01
23	Proffit, Joe (RB) — Northeast La.....	1973
65	Prudhomme, Remi (G/C) — LSU.....	1971-72

R

47	Rackley, David (DB) — Texas Southern.....	1985
21	Ramsey, Nate (S) — Indiana.....	1973
16	Ramsey, Steve (QB) — North Texas St.....	1970
66	Rasley, Rocky (G) — Oregon St.....	1974
22	Ray, Ricky (CB) — Norfolk St.....	1979-80
22	Reaves, Rusty (LB) — Norfolk St.....	1974
56	Rebore, Rusty (LB) — Nicholls St.....	1978
58	Redd, Glen (LB) — Brigham Young.....	1981, 83-86
60	Reed, Jake (WR) — Grambling St.....	2000, 02
86	Reese, Don (DE) — Jackson St.....	1978-80
75	Rengel, Mike (DT) — Hawaii.....	1969
76	Reyes, Tutan (T) — Mississippi.....	2000-02
84	Rhem, Steve (WR) — Minnesota.....	1994-95
1	Ricardo, Benny (K) — San Diego St.....	1980-81
32	Rice, Floyd (LB) — Alcorn St.....	1978
75	Richey, Mike (T) — North Carolina.....	1970
84	Riley, Preston (WR) — Memphis St.....	1973
66	Riley, Victor (T) — Auburn.....	2002
83	Riordan, Tim (QB) — Temple.....	1987
77	Rissmiller, Ray (T) — Georgia.....	1967
83	Roaches, Carl (KR) — Texas A&M.....	1985
95	Roaf, William (T) — Louisiana Tech.....	1993-2001
77	Robbins, Austin (DT) — North Carolina.....	1996-99
27	Roberts, Walt (WR) — San Jose St.....	1967
70	Robinson, Craig (T) — Houston.....	1972-73
47	Robinson, Virgil (RB) — Grambling St.....	1971-72
34	Rodenberger, Jeff (FB) — Maryland.....	1987
54	Roe, Bill (LB) — Colorado.....	1987

S

38	Rogers, George (HB) — South Carolina.....	1981-84
46	Rogers, Jimmy (RB) — Oklahoma.....	1980-84
21	Rogers, Steve (RB) — LSU.....	1975
75	Rollins, Baron (G) — Louisiana Tech.....	1994
44	Rose, George (CB) — Auburn.....	1967
55	Ross, Scott (LB) — Southern California.....	1991
78	Roth, Tom (C/G) — Southern Illinois.....	1994
50	Rourke, Jim (T) — Boston College.....	1985
74	Roussel, Tom (LB) — Southern Miss.....	1971-72
76	Rowe, Dave (DT) — Penn St.....	1967-70
3	Royals, Mark (P) — Appalachian St.....	1997-98
54	Ryzcek, Paul (C) — Virginia.....	1981

S

99	Sagapolutele, Pio (DT) — San Diego St.....	1997
68	Saindon, Pat (G) — Vanderbilt.....	1986
73	Sandeman, Bill (T) — Pacific.....	1967
74	Sanderson, Scott (G/T) — Washington St.....	2001-02
51	Saul, Bill (LB) — Penn St.....	1969
85	Savoie, Nicky (TE) — LSU.....	1997
83	Scales, Greg (TE) — Wake Forest.....	1988-91
21	Scarpatti, Joe (DB) — North Carolina St.....	1970
63	Schmidt, Roy (G) — Long Beach St.....	1967-68
60	Schmidt, Terry (CB) — Ball St.....	1974-75
33	Schreiber, Adam (G) — Texas.....	1985
73	Schultz, Randy (RB) — State College of Iowa.....	1967-68
31	Schumacher, Kurt (G) — Ohio St.....	1975-77
48	Schwartz, Don (SS) — Washington St.....	1978-80
60	Schweda, Brian (DE) — Kansas.....	1967-68
74	Scifres, Steve (T) — Wyoming.....	1999
12	Scott, Bobby (QB) — Tennessee.....	1973-82
80	Scott, Lindsay (WR) — Georgia.....	1982-85
87	Scott, Malcolm (TE) — LSU.....	1987
84	Seal, Paul (TE) — Michigan.....	1974-76
33	Shaw, Bob (WR) — Winston-Salem St.....	1970
76	Shaw, Rickie (T) — North Carolina.....	1993
89	Shepard, Derrick (WR) — Oklahoma.....	1989
67	Shiners, John (G) — Xavier (Ohio).....	1969-71
57	Shuler, Heath (QB) — Tennessee.....	1997-98
28	Shy, Don (RB) — San Diego St.....	1969
11	Siglar, Ricky (T) — San Jose St.....	1997-98
25	Simmons, Dave (LB) — Georgia Tech.....	1967
53	Simmons, Jerry (WR) — Bethune-Cookman.....	1967
96	Simmons, Michael (DE) — Mississippi St.....	1989-90
54	Simonini, Ed (LB) — Texas A&M.....	1982
79	Slaughter, Chuck (T) — South Carolina.....	1982
88	Sloan, David (TE) — New Mexico.....	2002
81, 84	Slutz, Scott (TE) — Iowa.....	1998-99
83	Small, Torrance (WR) — Alcorn St.....	1992-96
99	Smeenge, Joel (DE/LB) — W. Michigan.....	1990-94
91	Smith, Brady (DE) — Colorado St.....	1996-99
30	Smith, Cedric (FB) — Florida.....	1991
54	Smith, Darrin (LB) — Miami (Fla.).....	2000-02
82	Smith, Irv (TE) — Notre Dame.....	1993-97
90	Smith, Kenny (DT) — Alabama.....	2001-02
36, 26	Smith, Lamar (RB) — Houston.....	1998-99
66	Smith, Royce (G) — Georgia.....	1972-73
42	Smith, Terrelle (FB) — Arizona St.....	2000-02
52	Smith, Vinson (LB) — East Carolina.....	1998-99
11	South, Ronnie Lee (QB) — Arkansas.....	1968
33	Spears, Ernest (S) — Southern California.....	1990
27	Spencer, Jimmy (CB) — Florida.....	1992-95
39	Spencer, Maurice (CB) — North Carolina Central.....	1974-76, 78
83	Spivey, Mike (CB) — Colorado.....	1980-81
16	Stabler, Ken (QB) — Alabama.....	1982-84
89	Stachelski, Dave (TE) — Boise St.....	2000-01
32	Stallworth, Donte (WR) — Tennessee.....	2002
90	Stanley, Israel (DE) — Arizona St.....	1995
30	Stauch, Scott (RB) — UCLA.....	1981
27	Sternick, Greg (CB) — Colorado St.....	1983
22	Stevens, Howard (RB) — Louisville.....	1973-74
26	Stewart, Jimmy (SS) — Tulsa.....	1977
87	Stickles, Monty (TE) — Notre Dame.....	1968
86	Stieve, Terry (G) — Wisconsin.....	1976-77
35	Stincio, Tom (LB) — Michigan.....	1972
52	Stonebreaker, Mike (LB) — Notre Dame.....	1994
37	Stonebreaker, Steve (LB) — Detroit.....	1967-68
71	Stokes, Fred (DE) — Georgia Southern.....	1996
49	Stowers, Tommie (TE) — Missouri.....	1992-93
33	Strachan, Mike (RB) — Iowa St.....	1975-80
38	Strand, Eli (G) — Iowa St.....	1967
42	Strong, Jim (RB) — Houston.....	1971-72
41	Strong, William (CB) — North Carolina St.....	1995-96

T

73	Sturm, Jerry (T/C) — Illinois.....	1967-70
68	Sturt, Fred (G) — Bowling Green.....	1978-81
60	Sutherland, Doug (G) — Wisconsin St.....	1970
20	Sutton, John (CB) — New Mexico.....	1987
29	Sutton, Reggie (CB) — Miami (Fla.).....	1987-88
15, 14	Sweetan, Karl (QB) — Wake Forest.....	1968
56	Swilling, Pat (LB) — Georgia Tech.....	1986-92
79	Swinney, Clovis (DT) — Arkansas St.....	1970
69	Swoopes, Pat (NT) — Mississippi St.....	1987-89
15	Szaro, Rich (K) — Harvard.....	1975-78
88	Szymakowski, Dave (WR) — West Texas St.....	1968
72	Talbert, Don (T) — Texas.....	1969-70
72	Taylor, Derrick (FS) — North Carolina St.....	1987
71	Taylor, James (T) — Missouri.....	1978-81
31	Taylor, Jim (RB) — LSU.....	1967
29	Taylor, Keith (S) — Illinois.....	1992-93
71	Taylor, Mike (T) — Southern California.....	1969-70
78	Terrell, Daryl (T) — Southern Miss.....	1999-2001
50	Terry, Corey (LB) — Tennessee.....	2000
86	Thaxton, James (TE) — Tennessee St.....	1976-77
23	Thomas, Charlie (KR) — Tennessee St.....	1975
85	Thomas, Curtland (WR) — Missouri.....	1987
22	Thomas, Fred (CB) — Tennessee-Martin.....	2000-02
79	Thomas, Henry (G) — Southwest Texas St.....	1987
89	Thomas, Joe (WR) — Mississippi Valley.....	1987
17	Thomas, Speedy (WR) — Utah.....	1973-74
89	Thompson, Audra (WR) — East Texas St.....	1981-82
37	Thompson, Bennie (S) — Grambling St.....	1989-91
27	Thompson, Bobby (S) — Arizona.....	1969
65	Thompson, Dave (T) — Clemson.....	1974-75
96	Thorpe, Don (NT) — Illinois.....	1984
33	Thurman, Junior (DB) — Southern California.....	1987
82	Tice, John (TE) — Maryland.....	1983-92
74	Tilleman, Mike (DT) — Montana.....	1967-70
71	Tillman, Faddie (DT) — Boise St.....	1972
11, 14	Todd, Richard (QB) — Alabama.....	1984-85
54	Toles, Alvin (LB) — Tennessee.....	1985-88
11	Tolliver, Billy Joe (QB) — Texas Tech.....	1998-2000
90	Tomich, Jared (DE) — Nebraska.....	1997-2000
32	Toussaint, Darrell (DB) — Northwestern St.....	1987
71	Townes, Willie (DE) — Tulsa.....	1970
65	Trapilo, Steve (G) — Boston College.....	1987-90, 92
54	Tubbs, Winfred (LB) — Texas.....	1994-97
58	Tuipala, Joe (LB) — San Diego St.....	1999
26	Tullis, Willie (CB) — Troy (Ala.) St.....	1985-86
68	Turley, Kyle (G/T) — San Diego St.....	1998-2002
97	Tumbull, Renaldo (DE/LB) — West Virginia.....	1990-96
88	Turner, Floyd (WR) — Northwestern St.....	1989-93
86	Twynner, Gunnard (WR) — Western Illinois.....	1997
42	Tyler, Toussaint (RB) — Washington.....	1981-82

U

62	Uhlenhake, Jeff (C) — Ohio St.....	1994-95
----	------------------------------------	---------

V

52	Vanderbundt, Skip (LB) — Oregon St.....	1978
38	Vandersea, Phil (LB) — Massachusetts.....	1967
35	Van Wagner, Jim (FB) — Michigan Tech.....	1978
66	Verstegen, Mike (G) — Wisconsin.....	1995-97

W

87	Wainwright, Frank (TE) — Northern Colorado.....	1991-93
83	Walker, Dwight (WR) — Nicholls St.	1987
78	Walker, Jeff (G) — Memphis.....	1988-89
80	Walker, Mike (DE) — Tulane.....	1971
85	Walls, Wesley (TE) — Mississippi.....	1994-95
4	Walsh, Steve (QB) — Miami (Fla.).....	1990-93
21	Ward, Carl (S) — Michigan.....	1969
72	Ward, Chris (T) — Ohio St.....	1984
58	Ward, Phillip (LB) — UCLA.....	2000
98	Warner, Ron (LB) — Kansas.....	1998
73	Warren, Frank (DE) — Auburn.....	1981-89, 91-94
55	Washington, Dave (LB) — Alcorn St.....	1980
26	Washington, Mickey (CB) — Texas A&M.....	1997
88	Waters, Mike (TE) — San Diego St.....	1987

ALL-TIMEROSTER

67	Watson, John (T) — Oklahoma.....1977-79
61	Watson, Mike (T) — Miami (Ohio).....1977
49	Wattelet, Frank (FS) — Kansas St.....1981-87
44	Waymer, Dave (DB) — Notre Dame.....1980-89
42,24	Weary, Fred (CB) — Florida.....1998-2001
85	Weatherspoon, Cephus (WR) — Ft. Lewis College.....1972
56	Weissenhofer, Ron (LB) — Notre Dame.....1987
42	Welch, Claxton (RB) — Oregon.....1970
54	Wendryhoski, Joe (C) — Illinois.....1967-68
60	Westbrooks, Greg (LB) — Colorado.....1975-77
84	Wheatley, Austin (TE) — Iowa.....2000
39	Wheelwright, Ernie (RB) — Southern Illinois.....1967-70
86	Whitaker, Creston (WR) — North Texas.....1972
98	White, Mitch (T) — Oregon St.....2001
98	Whitehead, Willie (DE) — Auburn.....1999-2000
23	Whitsell, Dave (CB) — Indiana.....1967-69
59	Whittingham, Fred (LB) — Cal Poly-SLO.....1967-68
23	Whittle, Ricky (RB) — Oregon.....1996
66	Wickert, Tom (G) — Washington St.....1975-76
47	Wicks, Bob (WR) — Utah St.....1974
49	Wilcox, Josh (TE) — Oregon.....1998-99
94	Wilks, Jim (DE/NT) — San Diego St.....1981-93
82	Williams, Boo (TE) — Arkansas.....2001-02
51	Williams, Brian (LB) — Southern California.....2001
88	Williams, Brooks (LB) — North Carolina.....1978-81
61	Williams, Del (G) — Florida St.....1967-73
90	Williams, James (LB) — Mississippi St.....1990-94
24	Williams, Joe (RB) — Wyoming.....1972
45	Williams, John (FB) — Wisconsin.....1986
66	Williams, Larry (G) — Notre Dame.....1991
69	Williams, Ralph (G) — Southern.....1985-86
86	Williams, Richard (WR) — Abilene Christian.....1974
34	Williams, Ricky (RB) — Texas.....1999-2001
21	Williams, Robert (CB) — North Carolina.....1999
63	Williams, Wally (G) — Florida A&M.....1999-2002
65	Williams, Willie (T) — LSU.....1994
63	Willis, Donald (G) — North Carolina A&T.....1995-97
89	Willis, Len (WR) — Ohio St.....1977

4	Wilmsmeyer, Klaus (P) — Louisville.....1995-96
18	Wilson, Dave (QB) — Illinois.....1981, 83-89
24	Wilson, Jerry (CB) — Southern.....2001-02
42	Wilson, Ray (S) — New Mexico.....1994
80	Wilson, Robert (WR) — Florida A&M.....2000-01
45	Wilson, Tim (FB) — Maryland.....1983-84
79,92	Wilson, Troy (DE) — Pittsburg St. (Kan.).....1998-99
18	Wilson, Wade (QB) — East Texas St.....1993-94
30	Wilson, Wayne (FB) — Shepherd.....1979-86
71	Winans, Jeff (DT) — Southern California.....1976
80	Winslow, Doug (WR) — Drake.....1973
9	Winslow, George (P) — Villanova.....1989
92	Winston, DeMond (LB) — Vanderbilt.....1990, 92-94
56	Winston, Dennis (LB) — Arkansas.....1982-85
68	Winther, Wimpy (C) — Mississippi.....1972
24	Woerner, Scott (DB) — Georgia.....1987
19	Wood, Gary (QB) — Cornell.....1967
73	Wood, John (DE) — LSU.....1973
65	Woods, Robert (T) — Tennessee St.....1977-80
47	Woodson, Marv (S) — Indiana.....1969
34	Word, Barry (RB) — Virginia.....1987-88
7	Wuerffel, Danny (QB) — Florida.....1997-99
23	Wyatt, Doug (S) — Tulsa.....1970-72

Y

1	Yepremian, Garo (K) — None.....1979
65	Young, Bob (G) — Howard Payne.....1981
93	Young, Kevin (DE) — Utah St.....1987
89	Young, Tyrone (WR) — Florida.....1983-84
20	Youngblood, George (S) — Los Angeles St.....1967-68

Z

79	Zanders, Emanuel (G) — Jackson St.....1974-80
34	Zellers, Ray (FB) — Notre Dame.....1995-98

ALL-TIMENUMERICALROSTER

0	Logan, Obert (S).....1967
---	---------------------------

00

Burrough, Ken (WR).....1970

1

Ricardo, Benny (K).....1980-81
Yepremian, Garo (K).....1979

2

Brooks, Aaron (QB).....2000-02
Lohmiller, Chip (K).....1995

3

Butler, Skip (K).....1971
Carney, John (K).....2001-02
Hebert, Bobby (QB).....1985-89, 91-92
Leyboldt, John (K).....1978
Royals, Mark (P).....1997-98

4

Cofer, Mike (K).....1987
Gowin, Toby (P).....2000-02
Walsh, Steve (QB).....1990-93
Wilmsmeyer, Klaus (P).....1995-96

5

Kempf, Florian (K).....1987
Shuler, Heath (QB).....1997-98

6

Barnhardt, Tommy (P).....1987, 89-94, 99
Johnson, Dirk (P).....2002

7

Andersen, Morten (K).....1982-94
Benjamin, Guy (QB).....1980
Linhart, Toni (K).....1972
Wuerffel, Danny (QB).....1997-99

8

Manning, Archie (QB).....1971-75, 77-82

9

Delhomme, Jake (QB).....1998-99
Feller, Happy (K).....1972-73
Kramer, Tommy (QB).....1990
Winslow, George (P).....1989

10

Barnhardt, Tommy (P).....1987, 89-94
Blanchard, Cary (K).....1992
Brien, Doug (K).....1995-2000
Douglass, Bobby (QB).....1976-77
Durkee, Charlie (K).....1967-68, 71-72
Fagan, Julian (P).....1970-72
Hansen, Brian (P).....1984-88

Jurich, Tom (K).....1978
Mike-Mayer, Steve (K).....1978
O'Neal, Steve (P).....1973

11

Burns, Ed (QB).....1978-80
Fourcade, John (QB).....1987-90
Lee, Bivian (CB).....1971-75
Ninowski, Jim (QB).....1969
South, Ronnie (QB).....1968
Todd, Richard (QB).....1984-85
Tolliver, Billy Joe (QB).....1998-2000

12

Delhomme, Jake (QB).....2000-02
Hobert, Billy Joe (QB).....1997-99
Ingram, Kevin (QB).....1987
Laufenberg, Babe (QB).....1986
McNeill, Tom (P).....1967-69
Scott, Bobby (QB).....1973-82

13

Cipa, Larry (QB).....1974-75
Collins, Kerry (QB).....1998
Nussmeier, Doug (QB).....1994-97

14

Erxleben, Russell (K/P).....1979-83
Hargett, Edd (QB).....1969-72
Hodson, Tom (QB).....1995-96
O'Sullivan, J.T. (QB).....2002
Riordan, Tim (QB).....1987
Sweetan, Karl (QB).....1968
Todd, Richard (QB).....1984-85

15

Cuozzo, Gary (QB).....1967
Davis, Bob (QB).....1973
Durkee, Charlie (K).....1967-68, 71-72
Gibbs, Donnie (P).....1974
Fritsch, Toni (K).....1982
Sweetan, Karl (QB).....1968
Szaro, Rich (K).....1975-78

16

Blanchard, Tom (P).....1974-78
Buck, Mike (QB).....1990-93
Burris, Bo (S).....1967-69
Ramsey, Steve (QB).....1970
Stabler, Ken (QB).....1982-84

17

Everett, Jim (QB).....1994-96
Kilmer, Billy (QB).....1967-70
Partridge, Rick (P).....1979
Thomas, Speedy (WR).....1973-74

18

Blake, Jeff (QB).....2000-01
Hollas, Hugo (S).....1970-72
Guess, Terry (WR).....1996
Wilson, Dave (QB).....1981, 83-89
Wilson, Wade (QB).....1993-94

19

Bech, Brett (WR).....1996
Dempsey, Tom (K).....1969-70
McClard, Bill (K).....1973-75
Merkens, Guido (QB/WR/DB).....1980-85
Johnson, Alonzo (WR).....1998
Jones, Charlie (WR).....2000
Wood, Gary (QB).....1967

20

Allen, Terry (RB).....2000
Bellamy, Jay (S).....2001-02
Brown, Derek (RB).....1993-96
Felton, Eric (CB).....1978-80
Gary, Russell (SS).....1981-86
Henderson, Othello (S).....1993-94
Howell, Delles (CB).....1970-72
Little, Earl (CB).....1998
Sutton, John (CB).....1987
Wood, John (DE).....1973
Youngblood, George (S).....1967-68

21

Allen, Eric (CB).....1995-97
Boyd, Greg (S).....1974
Brown, Derek (RB).....1993-96
Carter, Dale (CB).....2002
Douglas, John (CB).....1967-68
Gray, David (DB).....1979
Hilliard, Dalton (RB).....1986-93
Israel, Steve (CB).....2001
Johnson, Earl (CB).....1985
Krimm, John (S).....1982
Little, Earl (CB).....1999
Moore, Reynaud (CB).....1971
Ramsey, Nate (S).....1973
Reaves, Ken (CB).....1974
Scarpatti, Joe (DB).....1970
Ward, Carl (S).....1969
Williams, Robert (CB).....1999

22

Anthony, Tyrone (RB).....1984-85
Brown, Charlie (RB).....1967-68
Drakeford, Tyrone (CB).....1998-99
Fenerty, Gill (RB).....1990-91
Jakes, Van (CB).....1986-88
Johnson, Benny (CB).....1976
Lewis, Gary (RB).....1970
Martin, D'Artagnan (CB).....1971
Mayes, Michael (CB).....1989
Muster, Brad (FB).....1993-94
Neal, Lorenzo (FB).....1993-96
Pitts, Elijah (RB).....1970
Ray, Ricky (CB).....1979-80
Stevens, Howard (RB).....1973-74
Taylor, Derrick (FS).....1987
Thomas, Fred (CB).....2000-02

23

Cassady, Craig (DB).....1977
Hewitt, Chris (S).....1997-99
Jordan, Buford (FB).....1986-92
Marshall, James (DB).....1980
Mathis, Kevin (CB).....2000-01
Neal, Lorenzo (FB).....1993-96
Proff, Joe (RB).....1973
Thomas, Charlie (KR).....1975
Whitsell, Dave (CB).....1967-69
Whittle, Ricky (RB).....1996
Wyatt, Doug (S).....1970-72

! worthnoting

Louisiana Sports Hall Of Fame

The Louisiana Sports Hall of Fame showcases the greatest names in state sports history. Founded in 1958 by the Louisiana Sports Writers Association, the Hall of Fame includes 222 competitors, coaches and administrators from the sports world whose accomplishments have brought credit to Louisiana, including eight former Saints players, coaches and staff members.

Players, coaches and administrators whose contributions to the Saints are notable are eligible for election by a 27-member LSWA committee four years after retirement. The membership roll includes 11 members of the Pro Football Hall of Fame, three Super Bowl MVPs QB Terry Bradshaw, QB Doug Williams and WR Max McGee), five members of the National Baseball Hall of Fame, and four members of the Basketball Hall of Fame. Headquartered in Natchitoches, La., the Hall of Fame annually inducts seven members. This year, the inductees included former Saints Coach Jim Mora.

SAINTS INDUCTEES

WR Danny Abramowicz (inducted 1992)
GM Jim Finks (inducted 2000)
QB Bobby Hebert (inducted 2000)
RB Dalton Hilliard (inducted 1997)
LB Rickey Jackson (inducted 1999)
QB Archie Manning (inducted 1988)
LB Sam Mills (inducted 2001)
Coach Jim Mora (inducted 2003)

ALL-TIME NUMERICAL ROSTER

24

Adkins, Margene (WR) 1972
 Bates, Mario (RB) 1994-97
 Brown, Derek (RB) 1993-96
 Chapman, Clarence (CB) 1976-80
 Fuller, Johnny (S) 1973-75
 Hoage, Terry (DB) 1984-85
 Kelly, Rob (S) 1998
 Lewis, Marvin (RB) 1982
 Mack, Milton (CB) 1987-91
 Nevett, Elijah (CB) 1967-70
 Weary, Fred (CB) 1999-2001
 Williams, Joe (RB) 1972
 Wilson, Jerry (CB) 2001-02
 Woerner, Scott (DB) 1987

25

Bosarge, Wade (DB) 1977
 Dodd, Al (WR) 1969-71
 McAfee, Fred (RB) 1991-93, 2001-02
 McQuay, Leon (RB) 1976
 Molden, Alex (CB) 1996-2000
 Moore, Jerry (S) 1973-74
 Muster, Brad (FB) 1993-94
 Poe, Johnnie (CB) 1981-87
 Simmons, Jerry (WR) 1967

26

Buck, Vince (DB) 1990-95
 Dawsey, Stacey (WR) 1987
 Fields, Jitter (PR) 1984
 Harris, Corey (CB) 2000
 Harvey, Richard Sr. (DB) 1971
 Heidel, Jimmy (S) 1967
 Looney, Joe Don (RB) 1969
 McAfee, Fred (RB) 2000
 McAllister, Deuce (RB) 2001-02
 Rogers, Steve (RB) 1975
 Smith, Lamar (RB) 1999
 Stewart, Jimmy (SS) 1977
 Tullis, Willie (CB) 1985-86
 Washington, Mickey (CB) 1997

27

Adams, Vashone (S) 1997
 Brown, Ray (SS) 1978-80
 Fenderson, James (RB) 2001
 Gibson, Antonio (SS) 1986-89, 92
 Irvin, Ken (CB) 2002
 Jones, Reginald (CB) 1991-94
 Jones, Selwyn (CB) 1994
 Kelly, Rob (S) 2000
 McNeill, Rod (RB) 1974-75
 Roberts, Walt (WR) 1967
 Sternick, Greg (CB) 1983
 Thompson, Bobby (S) 1969

28

Atkins, Gene (S) 1987-93
 Davis, Troy (RB) 1997-99
 Fichtner, Ross (S) 1968
 Ford, James (RB) 1971-72
 Harding, Greg (DB) 1984
 Hoskins, Derrick (S) 1996
 Hurley, Bill (DB) 1982-83
 Kanton, Curtis (RB) 2002
 Maxson, Alvin (RB) 1974-76
 Oldham, Chris (S) 2000-01
 Shy, Don (RB) 1969

29

Clark, Vinnie (CB) 1994
 Glenn, Vencie (S) 1991
 Hayes, Billie (CB) 1972
 Howard, Gene (CB) 1968-70
 Johnson, Undra (RB) 1989
 Knight, Sammy (S) 1997-2002
 Lewis, Rodney (CB) 1982-84
 McMillian, Mark (CB) 1996
 Ogden, Ray (WR) 1967
 Spencer, Maurice (CB) 1974-76, 78
 Sutton, Reggie (CB) 1987-88
 Taylor, Keith (S) 1992-93

30

Alexander, Vincent (FB) 1987
 Cherry, Je'Rod (DB) 1998-99
 Harris, Bill (RB) 1971
 Jackson, Ernie (CB) 1972-77
 Kelley, Les (RB) 1967-69
 Morton, Chad (RB) 2000
 Newman, Anthony (S) 1995-97
 Shaw, Bob (WR) 1970
 Smith, Cedric (FB) 1991
 Wilson, Wayne (FB) 1979-86

31

Newsome, Richard (S) 2001
 Taylor, Jim (RB) 1967

32

Barrington, Tom (RB) 1967-70
 Craver, Aaron (RB) 1998-99
 DeRatt, Jim (DB) 1975
 Dunbar, Vaughn (RB) 1992-94, 95
 Frazier, Paul (RB) 1989
 Hunter, Earnest (RB) 1996
 Jones, Kim (FB) 1976-79
 Lee, Mark (CB) 1991
 Minor, Lincoln (RB) 1973
 Moore, Jerald (RB) 2000
 Perry, Vernon (S) 1983
 Stauch, Scott (RB) 1981
 Toussaint, Darrell (DB) 1987

33

Gray, Kevin (DB) 1982
 Hughes, Tyrone (CB) 1993-96
 Kelly, Rob (S) 1997
 Norris, Moran (FB) 2001-02
 Perry, Wilmont (RB) 1998-99
 Preece, Steve (DB) 1969
 Schultz, Randy (RB) 1967-68
 Spears, Ernest (S) 1990
 Strachan, Mike (RB) 1975-80
 Thurman, Junior (DB) 1987

34

Bell, Carlos (TE) 1971
 Galbreath, Tony (RB) 1976-80
 Heyward, Craig (FB) 1988-92
 Johnson, Bobby (DB) 1983-84, 86
 Lorick, Tony (RB) 1968-69
 Phillips, Jess (RB) 1973-74
 Rodenberger, Jeff (FB) 1987
 Williams, Ricky (RB) 1999-2001
 Word, Barry (RB) 1987-88
 Zellars, Ray (FB) 1995-98

35

Brown, Fakhir (CB) 2002
 Campbell, Earl (RB) 1984-85
 Canty, Chris (CB) 2000
 Davis, Ted (LB) 1967-69
 Gresham, Bob (RB) 1971-72
 Howard, Reggie (CB) 2000
 Matthews, Henry (RB) 1973
 Morse, Bobby (FB) 1989-91
 Otis, Jim (RB) 1970
 Pahukoa, Shane (S) 1995
 Van Wagner, Jim (FB) 1978

36

Boykin, Greg (RB) 1977
 Brown, Bob (TE) 1972-73
 Burchfield, Don (TE) 1971
 Davis, Dick (RB) 1970
 Harris, Corey (CB) 1999
 Hawthorne, Michael (CB) 2000-01
 Jennings, Stanford (RB) 1991
 Jones, Andrew (RB) 1975-76
 McCall, Don (RB) 1967-68, 70
 Mayes, Rueben (RB) 1986-88, 90
 Ned, Derrick (FB) 1993-95
 Nyval, Vic (RB) 1970
 Smith, Lamar (RB) 1998

37

Cherry, Je'Rod (S) 1996-97
 Cota, Chad (S) 1998
 Franz, Todd (S) 2000
 Gleason, Steve (S) 2000-02
 Gray, Mel (RB) 1986-88
 Myers, Tommy (S) 1972-81
 Philpaw, Dino (RB) 1999
 Spencer, Jimmy (CB) 1992-95
 Stonebreaker, Steve (LB) 1967-68
 Thompson, Bennie (S) 1989-91

38

Baker, Tony (RB) 1968-71
 Butler, Bill (RB) 1972-74
 Greer, Donovan (CB) 1997
 Nicholson, Calvin (CB) 1989-91
 Rogers, George (HB) 1981-84
 Vandersa, Phil (LB) 1967

39

Covington, John (S) 1995
 LaGrand, Morris (RB) 1975
 Lawson, Odell (RB) 1973-74
 Lee, Carl (DB) 1967-68
 Maxie, Brett (S) 1985-93
 Perry, Darren (S) 2000
 Wheelwright, Ernie (RB) 1967-70

40

Adams, Michael (DB) 1987-88
 Bender, Wes (FB) 1997
 Granger, Hoyle (RB) 1971
 Gros, Earl (RB) 1970
 Hilliard, Dalton (RB) 1986-93
 Knafelic, Greg (TE) 1983
 Marsalis, Jim (S) 1977
 Massey, Robert (CB) 1989-90
 Milne, Brian (FB) 2000
 Mitchell, Mel (S) 2002
 Powell, Marvin (FB) 1999
 Schmidt, Terry (CB) 1974-75

41

Carter, Tim (CB) 2001
 Cook, Toi (CB) 1987-93
 Gilliam, John (WR) 1967-68, 77
 Newland, Bob (WR) 1971-74
 Rogers, Jimmy (RB) 1980-84
 Strong, William (CB) 1995-96

42

Clay, Willie (S) 1999
 Gilliam, John (WR) 1967-68, 1977
 McCleskey, J.J. (WR/S) 1993-96
 McLemore, Dana (DB) 1986
 Muncie, Chuck (RB) 1976-80
 Parker, Joel (WR) 1974-75, 77
 Strong, Jim (RB) 1971-72
 Tyler, Toussaint (RB) 1981-82
 Weary, Fred (CB) 1998
 Welch, Claxton (RB) 1970
 Wilson, Ray (S) 1994

43

Ambrose, Ashley (CB) 1999
 Collins, Larry (RB) 1980
 Craver, Keyuo (CB) 2002
 Fowler, Bobby (FB) 1984-85
 Jean Baptiste, Garland (FB) 1987
 Kopay, Dave (LB) 1971
 Legette, Tyrone (CB) 1992-95
 Lyons, Dicky (S) 1970
 Phillips, Kim (CB) 1989

44

Cordill, Olie (P) 1969
 Crist, Chuck (S) 1975-77
 Farasopolos, Chris (S) 1974
 Fink, Mike (CB) 1973
 Kelly, Rob (S) 1999
 McCleskey, J.J. (WR/S) 1993-96
 McCrary, Fred (FB) 1997
 Rose, George (CB) 1967
 Smith, Terrelle (FB) 2000-02
 Wayner, Dave (DB) 1980-89

45

Athas, Pete (S) 1976
 Byrd, Israel (CB) 1993-95
 Green, Arthur (RB) 1972
 Heyward, Craig (FB) 1988-92
 Holmes, Jack (RB) 1978-82
 Johnson, Nate (RB) 1987
 Jordan, Jimmy (RB) 1967
 Kimbrough, Elbert (S) 1968
 Petry, Stan (CB) 1991
 Williams, John (FB) 1986
 Wilson, Tim (FB) 1983-84

46

Abramowicz, Danny (WR) 1967-73
 Gajan, Hokie (FB) 1982-85
 Gammon, Kendall (C) 1998
 Kearney, Jim (S) 1976
 Lumpkin, Sean (S) 1992-96

47

Austin, Cliff (RB) 1983
 Beverly, Dwight (RB) 1987
 Cortez, Bruce (CB) 1967

ALL-TIME NUMERICAL ROSTER

Davis, Travis (S) 1995
 DeGrenier, Jack (RB) 1974
 Dusenbery, Bill (RB) 1970
 Houser, Kevin (LS) 2000-02
 Jackson, Greg (S) 1996
 Mack, Cedric (CB) 1992-93
 Rackley, David (DB) 1985
 Robinson, Virgil (RB) 1971-72
 Spivey, Mike (CB) 1980-81
 Wilcox, Josh (TE) 1998-99
 Woodson, Marv (S) 1969

48

Fenderson, James (RB) 2002
 Livingston, Andy (RB) 1969-70
 Schwartz, Don (SS) 1978-80

49

Hazelton, Major (DB) 1970
 McGill, Ralph (S) 1978-79
 Owens, Artie (WR) 1980
 Stowers, Tommie (TE) 1992-93
 Wattleet, Frank (FS) 1981-87
 Wicks, Bob (WR) 1974

50

Aleaga, Ink (LB) 1997
 Allen, James (LB) 2002
 Bordenon, Ken (LB) 1976-77, 79-82
 Clarke, Phil (LB) 2001
 Del Rio, Jack (LB) 1985-86
 Fields, Mark (LB) 1987
 Johnson, John (LB) 1995
 Kupp, Jake (G) 1967-75
 Mitchell, Kevin (LB) 1998-99
 Terry, Corey (LB) 2000

51

Barnes, Derrick (LB) 1997
 Capone, Warren (LB) 1976
 Chambers, Rusty (LB) 1975-76
 Childs, Ron (LB) 1995
 Clarke, Phil (LB) 1999-2000
 Cox, Bryan (LB) 2002
 Croom, Sylvester (C) 1975
 Crosby, Ron (LB) 1978
 Didion, John (LB/C) 1971-74
 Fraser, Jim (P) 1968
 Holloway, Stan (LB) 1980
 McCoy, Larry (LB) 1987
 Mills, Sam (LB) 1986-94
 Paul, Whitney (LB) 1982-85
 Saul, Bill (LB) 1969
 Williams, Brian (LB) 2001

52

Emanuel, Frank (LB) 1970
 Forde, Brian (LB) 1988-91
 Harvey, Richard Jr. (LB) 1995-97
 Hodge, Sedrick (LB) 2001-02
 Huard, John (LB) 1971
 Jacobs, Harry (LB) 1970
 Kovach, Jim (LB) 1979-85
 Lemon, Mike (LB) 1975
 Palmer, Dick (LB) 1972-73
 Smith, Vinson (LB) 1998-99
 Stonebreaker, Mike (LB) 1994
 Vanderbundt, Skip (LB) 1978

53

Absher, Dick (LB) 1969-71
 Davis, Don (LB) 1996-98
 Fourcade, Keith (LB) 1987
 Green, Sammy (LB) 1980
 Hart, Tommy (DE) 1980
 Hobbs, Billy (LB) 1972
 Johnson, Vaughan (LB) 1986-93
 Jones, Donta (LB) 2000
 Kingrea, Rick (LB) 1973-77
 Knight, Roger (LB) 2001-02
 Pelluer, Scott (LB) 1981-85, 87
 Simmons, Dave (LB) 1967

54

Aleaga, Ink (LB) 1998-99
 Hughes, Pat (LB) 1977-79
 Lindsey, Dale (LB) 1973
 Middleton, Rick (LB) 1974-75
 Roe, Bill (LB) 1987
 Roussel, Tom (LB) 1971-72
 Ryzek, Paul (C) 1981
 Simonini, Ed (LB) 1982
 Smith, Darrin (LB) 2000-02
 Toles, Alvin (LB) 1985-88
 Tubbs, Winfred (LB) 1994-97
 Wendryhoski, Joe (C) 1967-68

55

Burkett, Jackie (LB) 1967-70
 Carroll, Travis (LB) 2002
 Coleman, Don (LB) 1974-75
 Creech, Bob (LB) 1973
 DeForest, Joe (LB) 1987
 Fields, Mark (LB) 1995-2000
 Flanagan, Jim (LB) 1971
 Freeman, Reggie (LB) 1993
 Kohlbrand, Joe (LB) 1985-89
 Myles, DeShone (LB) 2001
 Nairne, Rob (LB) 1981-83
 Rice, Floyd (LB) 1978
 Ross, Scott (LB) 1991
 Stincin, Tom (LB) 1972
 Washington, Dave (LB) 1980

56

Bordano, Chris (LB) 1998-99
 Clemons, Charlie (LB) 2000-02
 Dixon, Ernest (LB) 1994-97
 Farber, Hap (LB) 1970
 Ferguson, Jim (LB) 1968
 Gross, Lee (C) 1975-77
 Hall, Willie (LB) 1972-73
 Mathis, Reggie (LB) 1979-80
 Rebowed, Rusty (LB) 1978
 Swilling, Pat (LB) 1986-92
 Weissenhofer, Ron (LB) 1987
 Winston, Dennis (LB) 1982-85

57

Coombs, Larry (C) 1980
 Holden, Curtis (LB) 2001
 Jackson, Rickey (LB) 1981-93
 Merlo, Jim (LB) 1973-74, 76-79
 Morgan, Mike (LB) 1969-70

58

Conner, Darion (LB) 1994
 Federspiel Joe (LB) 1972-80
 Jackson, Jonathan (LB) 2001
 Johnson, J.R. (LB) 2002
 Jones, Brian (LB) 1995-96, 98
 Leach, Scott (LB) 1987

ALL-TIMENUMERICAL ROSTER

Redd, Glen (LB)1981-83-86
Strand, Eli (G)1967
Tuipala, Joe (LB)1999
Ward, Phillip (LB)2000

59

Campen, James (C/G)1987-88
Colman, Wayne (LB)1969-74-76
Evans, Chuck (LB)1980-81
Jones, J.J. (LB)2002
Martin, Chris (LB)1983
Mitchell, Keith (LB)1997-2001
Porter, Rufus (LB)1995-96
Whittingham, Fred (LB)1967-68

60

Cunningham, Carl (LB)1971
Gammon, Kendall (C)1997
Hunt, Robert (G)1999
Kennard, Derek (G)1991-93
Korte, Steve (C)1983-90
Novitsky, Craig (C/T)1994-96
Reese, Don (DE)1978-80
Schweda, Brian (DE)1967-68
Sutherland, Doug (G)1970
Westbrooks, Greg (LB)1975-77

61

Adams, Sam (G)1981
Hilgenberg, Joel (C/G)1984-93
King, Ed (G)1995-97
Loberg, Greg (G/T)1987
Watson, Mike (T)1977
Williams, Del (G)1967-73

62

Fontenot, Jerry (C)1997-2002
Gammon, Kendall (C)1996
Gwinn, Ross (G)1968
Hilgenberg, Jay (C)1993
Hill, John (C)1975-84
Leggett, Brad (C)1990-91
Uhlenhake, Jeff (C)1994-95

63

Baumgartner, Steve (DE)1973-77
Bennett, Barry (DE)1978-81
Davis, Norman (G)1969
Dunbar, Karl (DE)1993
Edelman, Brad (G)1982-89
Finnie, Roger (T)1979
Schmidt, Roy (G)1967-68
Williams, Wally (G/C)1999-2002
Willis, Donald (G)1995-97

64

Adams, Scott (G)1994
Elliott, Ted (NT)1987
Jacox, Kendyl (C/G)2002
Hester, Ray (LB)1971-73
Lafary, Dave (T)1977-85
Maurer, Andy (G)1974
Newkirk, Robert (DE)1999

65

Bentley, LeCharles (G)2002
Carr, Tom (DE)1968

Carter, David (C)1984-85
Naeole, Chris (G)1997-2001
Prudhomme, Remi (G/C)1971-72
Schreiber, Adam (G)1985
Thompson, Dave (T)1974-75
Trapilo, Steve (G)1987-90-92
Williams, Willie (T)1994
Woods, Robert (T)1977-80
Young, Bob (G)1981

66

Cody, Bill (LB)1967-70
Commiskey, Chuck (G)1986-88
Dobler, Conrad (G)1978-79
Knowles, David (T)1977
Oubre, Louis (G)1982-84
Rasley, Rocky (G)1974
Riley, Victor (T)2002
Smith, Royce (G)1972-73
Versteeg, Mike (G)1995-97
Wickert, Tom (G)1975-76
Williams, Larry (G)1991

67

Brock, Stan (T)1980-92
Harvey, George (G)1967
Kuziel, Bob (C)1972
LaPorta, Phil (T)1974-75
McCollum, Andy (G)1994-98
Miller, Bubba (C)2002
Shinners, John (G)1969-71
Watson, John (T)1977-79

68

Housman, Walter (T/G)1987
Jettou, Paul (G)1992-93
Kline, Alan (T)1994-95
Neal, Richard (DE)1969-72, 1978
Saindon, Pat (G)1986
Stieve, Terry (G)1976-77
Sturt, Fred (G)1978-81
Turley, Kyle (G/T)1998-2002
Winther, Wimpy (C)1972

69

Ackerman, Tom (C/G)1996-2001
Dalton, Oakley (DT)1977
Fifer, Bill (G)1978
Hudson, Nat (G)1981
Miller, Les (NT)1991-94
Swoopes, Pat (NT)1987, 89
Williams, Ralph (G)1985-86

70

Contz, Bill (T)1986-88
Hamiter, Uhuru (DE)1998
Haverdink, Kevin (T)1989-91
Holden, Sam (T)1971
Hubbard, Dave (T)1977
Messeroll, Mark (T)1978
Port, Chris (G/T)1991-95
Price, Marcus (T)2000-01
Robinson, Craig (T)1972-73
Rourke, Jim (T)1985

71

Anderson, Dick (T)1967
Cooper, Richard (T)1990-95
Fersen, Paul (T)1973-74
Folau, Spencer (T)2002

Kaplan, Ken (T)1987
McCormick, Dave (T)1967-68
Merrill, Casey (DT)1986
Perot, Petey (G)1985
Schumacher, Kurt (G)1975-77
Siglar, Ricky (T)1997-98
Stokes, Fred (DE)1996
Taylor, James (T)1978-81
Tillman, Faddie (DT)1972
Townes, Willie (DE)1970
Winans, Jeff (DT)1976

72

Dombrowski, Jim (G/T)1986-96
Fultz, Mike (DT)1977-80
Gray, Leon (T)1982-83
Hart, Jeff (T)1976
Jenkins, Trezelle (T)1997
Leggett, Earl (DT)1967-68
Owens, Joe (DE)1971-75
Talbert, Don (T)1969-70
Ward, Chris (T)1984

73

Campbell, Joe (DE)1977-80
Davis, Isaac (G)1997
Jones, Ray (DB)1973
Mooring, John (T)1974
Sandeman, Bill (T)1967
Sturm, Jerry (T/C)1967-70
Warren, Frank (DE)1981-89, 91-94

74

Carroll, Herman (DE)1994
Gray, Cecil (T)1993
Gregory, Ted (NT)1988
Haverdink, Kevin (T)1989-91
Jones, Clarence (T)1996-98
Leach, William (G/T)1987
Moore, Doug (DE)1971-72
Moore, Derland (NT)1973-85
Sanderson, Scott (G/T)2001-02
Scifres, Steve (T)1999
Tilleman, Mike (DT)1967-70

75

Clark, Bruce (DE)1982-88
Crangle, Mike (DE)1972
McCormick, Dave (T)1967-68
Marrone, Doug (G)1989
Palmer, Emile (DT)1996
Pittman, Julian (DT)1998
Price, Elex (DT)1973-80
Rengel, Mike (DT)1969
Richey, Mike (WR)1970
Rollins, Baron (G)1994

76

Board, Dwaine (DE)1988
Davidson, Jeff (T)1994
Hills, Keno (T)1996-99
Hunt, Kevin (T)1978
McGuire, Gene (C)1992
Morrison, Don (T)1971-77
Pietzak, Jim (C)1979-84
Reyes, Tutan (T)2000-02
Rowe, Dave (DT)1967-70
Shaw, Rickie (T)1993

77

Anderson, Gary (G)1978
Boeke, Jim (T)1968
Boyarsky, Jerry (NT)1981
Gilbert, Daren (T)1985-88
Goich, Dan (DT)1971
Johnson, Carl (G)1972-73
Montgomery, Marv (T)1976-77
Morris, Chris (T)1975
Rissmiller, Ray (T)1967
Roaf, William (T)1993-2001
Taylor, Mike (T)1969-70

78

Backes, Tom (G)1993
Clark, Kelvin (G)1982-85
Grooms, Elois (DE)1975-81
Hines, Glen Ray (T)1971-72
Jones, Jerry (T)1967-69
Keim, Mike (T)1991
Knight, Shawn (DE)1987
Linden, Errol (T)1969-70
Newsome, Billy (DE)1973-74
Roth, Tom (C/G)1994
Terrell, Daryl (T)1999-2001
Walker, Jeff (G)1988-89

79

Cordileone, Lou (DT)1967-68
Derby, Glenn (T)1989-90
Epps, Tory (DT)1995
Halapin, Mike (T)1999
Slaughter, Chuck (T)1982
Swinney, Clovis (DT)1970
Thomas, Henry (G)1987
White, Mitch (T)2001
Wilson, Troy (DE)1998
Zanders, Emanuel (G)1974-80

80

Banks, Gordon (WR)1980-81
Barnwell, Malcolm (WR)1985
Burton, Larry (WR)1975-77
Carroll, Wesley (WR)1991-92
Dawsey, Stacey (WR)1987
Dowdell, Marcus (WR)1992-93
Franklin, P.J. (WR)1999
Garcia, Jim (DE)1967
Harper, Alvin (WR)1997
Harris, Herbert (WR)1986-87
Havrilak, Sam (WR)1974
Hobbs, Daryl (WR)1997
Jeffries, Haywood (WR)1996
Johnson, Tony (TE)1998
Johnson, Tyrone (WR)1994
Price, Jerome (WR)2002
McCullough, Earl (WR)1974
Miller, Mike (WR)1985
Perriman, Brett (WR)1988-90
Scott, Lindsay (WR)1982-85
Walker, Mike (DE)1971
Wilson, Robert (WR)2000-01
Winslow, Doug (WR)1973

81

Anderson, Jesse (TE)1993
Atkins, Doug (DE)1967-69
Dawsey, Lawrence (WR)1999
Hall, Lamont (TE)2000-02
Haynes, Michael (WR)1994-96
Hill, Randal (WR)1997
Slutzker, Scott (TE)1998

82

Brewer, Johnny (LB)1968-70
Glover, Andrew (TE)2000
Gottschalk, Darren (TE)1987
Harris, Ike (WR)1978-81
Ismail, Qadry (WR)1998
Kennison, Eddie (WR)1999
O'Neal, Ken (TE)1987
Pollard, Bob (DE)1971-77
Smith, Irv (TE)1993-97
Tice, John (TE)1983-92
Williams, Boo (TE)2001-02

83

Benson, Cliff (TE)1987-88
Burke, Vern (TE)1967
Duckett, Kenny (WR)1983-84
Edwards, Kelvin (WR)1986
Garrett, Len (TE)1973-75
Hamilton, Andy (WR)1975
Mitchell, Johnny (TE)2001
Owens, Tinker (WR)1976-78-80
Parks, Dave (TE)1968-72
Poole, Keith (WR)1997-2000
Roaches, Carl (KR)1985
Scales, Greg (TE)1988-91
Small, Torrance (WR)1992-96
Stallworth, Donte' (WR)2002
Walker, Dwight (WR)1987

84

Estes, Lawrence (DE)1970-71
Guliford, Eric (WR)1997-98
Hester, Jim (TE)1967-69
Martin, Eric (WR)1985-93
Mauti, Rich (WR)1977-80, 82-83
Miller, Junior (TE)1984
Lewis, Michael (WR)2001-02
Rhem, Steve (WR)1994-95
Riley, Preston (WR)1973
Seal, Paul (TE)1974-76
Slutzker, Scott (TE)1999
Wheatley, Austin (TE)2000

85

Beasley, John (TE)1973-74
Brenner, Hoby (TE)1981-93
Childs, Henry (TE)1974-80
Cleeland, Cameron (TE)1998-99, 2001
Green, Paul (TE)1996
Poage, Ray (TE)1967-70
Savoie, Nicky (TE)1997
Thomas, Curtland (WR)1987
Walls, Wesley (TE)1994-95
Weatherspoon, Cephus (WR)1972

86

Alphin, Gerald (WR)1990-91
Baker, Melvin (WR)1975
Benson, Cliff (TE)1987-88
Botkin, Kirk (TE)1994-95
Caster, Rich (TE)1981
Colchico, Dan (DE)1969
Davis, Dave (WR)1974
Dawkins, Sean (WR)1998
Donovan, Tom (WR)1980
Dowdell, Marcus (WR)1992-93
Dunbar, Jubilee (WR)1973
Gammon, Kendall (TE)1999
Groth, Jeff (WR)1981-85
Hall, Tom (WR)1967

Harris, Rod (WR)1989
Harrison, Victor (WR)1987
Johnson, Tony (TE)1996
Jones, Mike (WR)1986-87, 89
Lipps, Louis (WR)1992
Martini, Rich (WR)1981
Newman, Patrick (WR)1991-93
Ojo, Onome (WR)2001
Reed, Jake (WR)2000, 02
Thaxton, James (TE)1976-77
Twyner, Gunnard (WR)1997
Whitaker, Creston (WR)1972
Williams, Richard (WR)1974

87

DeRamus, Lee (WR)1995-96
Farquhar, John (TE)1997-98
Hardy, Larry (TE)1978-85
Herrmann, Don (WR)1975-77
Hill, Lonzell (WR)1987-90
Horn, Joe (WR)2000-02
Kelly, Mike (TE)1973
Neal, Richard (DE)1969-72, 78
Scott, Malcolm (TE)1987
Stickles, Monty (TE)1968
Wainright, Frank (TE)1991-93

88

Bass, Don (TE)1982
Dorris, Andy (DE)1973-76
Goodlow, Eugene (WR)1983-86
Hart, Ben (S)1967
Hastings, Andre (WR)1997-99
Hyatt, Fred (WR)1973
Jackson, Willie (WR)2000-01
Lusk, Hendrick (TE)1996
Mitchell, Derrell (WR)1994
Parker, Joel (WR)1974-75, 77
Pattison, Mark (WR)1987-88
Sloan, David (TE)2002
Szymakowski, Dave (WR)1968
Turner, Floyd (WR)1989-93
Waters, Mike (TE)1987
Williams, Brooks (TE)1978-81

89

Askson, Bert (TE)1973
Bech, Brett (WR)1997-99
Chandler, Wes (WR)1978-81
Chapman, Gil (WR)1975
Clark, Robert (WR)1987-88
Early, Quinn (WR)1991-95
Hayes, Mercury (WR)1996-97
Jones, Mike (WR)1986-87, 89
Kramer, Kent (TE)1967
Lewis, Derrick (WR)2002
Long, Dave (DE)1969-72
McGarity, Wane (WR)2001
Shepard, Derrick (WR)1989
Stachelski, Dave (TE)2000-01
Thomas, Joe (WR)1987
Thompson, Andra (WR)1981-82
Willis, Len (WR)1977
Young, Tyrone (WR)1983-84

90

Johnson, Walter (LB)1989
Tomich, Jared (DE)1997-2000
Smith, Kenny (DT)2001-02
Stanley, Israel (DE)1995
Williams, James (LB)1990-94

ALL-TIME NUMERICAL ROSTER

91

Bennett, Monte (DT)1981
Goff, Robert "Pig" (NT)1990-95
Jackson, Grady (DT)2002
Marchiol, Ken (LB)1987
Smith, Brady (DE)1996-99

92

Chase, Martin (DT)2000-02
Haynes, James (LB)1984-89
Jones, Ernest (DE)1998
McIntosh, Toddrick (DE)1995
Mickell, Darren (DE)1996-97
Wilson, Troy (DE)1999
Winston, DeMond (LB)1990, 92-94

93

Howard, Darren (DE)2000-02
Lewis, Gary (NT)1983
Martin, Wayne (DE/DT)1989-99
Young, Kevin (DE)1987

94

Grant, Charles (DE)2002
Johnson, Joe (DE)1994-98, 2000-01
Wilks, Jim (DE/NT)1981-93

95

Brannon, Robert (DE)1987
Davis, Travis (NT)1990
Dixon, Ronnie (NT)1993
Douglas, Marques (DE)2000
Dumbauld, Jonathan (DE)1986, 88
Jones, Ernest (DE)1995
Robbins, Austin (DT)1996-99

96

Andrus, Sheldon (NT)1986-87
Faulkner, Jeff (DE)1993
Gunn, Mark (DE)1994
Hamiter, Uhuru (DT)1999
Jeffries, Dameian (DE)1995
Parker, Steve (DE)1980
Simmons, Michael (DE)1989-90
Thorp, Don (NT)1984

97

Geathers, James (DE)1984-89
Glover, La'Roi (DT)1997-2001
Monroe, Derrius (DE)2002
Turnbull, Renaldo (DE/LB)1990-96

98

Hanna, Jim (NT)1994
Hodge, Milford (DE)1986
Lewis, Reggie (DE)1982-84
Warner, Ron (LB)1998
Whitehead, Willie (DE)1999-2001

99

Broughton, Willie (DT)1995-96
Elliott, Tony (NT)1982-88
Hand, Norman (DT)2000-02
Mickell, Darren (DT)1999
Sagapolutele, Pio (DT)1997
Smeenge, Joel (DE/LB)1990-94

Saints Yearly Yardage Rankings

Year	NFL Offense			NFC Offense			NFL Defense			NFC Defense		
	Total	Rush	Pass	Total	Rush	Pass	Total	Rush	Pass	Total	Rush	Pass
1967	12	16	9				13	14	12			
1968	12	13	8				9	13	6			
1969	3	7	3				15	9	14			
1970	21	24	10	10	12	5	26	20	26	13	11	13
1971	19	15	20	10	7	10	22	22	15	11	13	6
1972	20	25	6	9	12	4	21	18	22	11	10	11
1973	22	17	20	11	8	11	23	22	19	11	11	10
1974	17	10	22	7	3	11	7	10	9	5	7	5
1975	26	23	26	13	11	13	13	12	15	5	7	8
1976	21	23	17	9	11	8	19	21	17	12	12	11
1977	21	13	23	7	6	9	25	27	10	14	14	9
1978	8T	26	5	4	12	4	15	21	13	11	11	9
1979	4	6	11	2	3	3	22	23	20	12	11	12
1980	17	28	4	10	14	6	28	28	12	14	14	6
1981	25	7	28	12	4	12	11	11	20	8	5	10
1982	20	6	25	11	2	12	7	20	6	3	5	3
1983	23	6	26	12	3	14	2	11T	1	1	7T	1
1984	20	8	24	11	5	12	4	26	1	2	6	1
1985	27	19	24	12	10	12	24	19	23	12	9	11
1986	21	8	23	9	5	10	14	4	21	10	4	13
1987	14	3	21	7	2	11	4	3	6	3	2	2
1988	16	11	18	9	3	11	12	11	18T	7	9	8T
1989	11	11	13	6	6	6	12	1	26	6	1	12
1990	23	16	26	12	8	12	15	6	19	8	5	9
1991	15	14	10	7	8	6	2	2	2	2	2	2
1992	14	17	11	9	10	6	2	7T	1	2	4	1
1993	21	14	21	10	7	9	7	25	1	6	13	1
1994	12	26	8	6	13	4	25	18	26	12	9	13
1995	19	28	10	10	14	7	22	21	22	11	12	10
1996	29	30	25	14	15	12	13	27	3	8	14	3
1997	30	27	27	15	14	13	4	14	6	4	6	4
1998	28	30	18	13	15	9	26	17	30	14	7	15
1999	19	18	20T	10	8	11	20	20	21	8	8	9
2000	10	8	14	4	2	8	8	10	10	3	4	4
2001	10	18T	10	5	9	6	16T	14	17	10	7	7
2002	19	17	16	9	9	8	27	19	27	13	11	13

T - tied for position

Pro Football Hall of Fame

1976

RB **Jim Taylor** (Saints career: 1967)

1982

DE **Doug Atkins** (Saints career: 1967-69)

1991

RB **Earl Campbell** (Saints career: 1984-85)

1995

GM **Jim Finks** (Saints career: 1986-93)

Major Awards

1978

QB **Archie Manning**: *NFC Most Valuable Player (UPI, Sporting News); NFC Player of the Year (UPI, Sporting News); NFC Offensive MVP (UPI)*

1981

RB **George Rogers**: *Rookie of the Year (Pro Football Weekly/PFWA, Sporting News); Offensive Rookie of the Year (AP, Pro Football Weekly/PFWA); NFC Rookie of the Year (UPI)*

1986

K **Morten Andersen**: *Golden Toe (Pro Football Weekly/PFWA)*
RB **Rueben Mayes**: *Rookie of the Year (Pro Football Weekly/PFWA, Sporting News, Newspaper Enterprise Assoc.); Offensive Rookie of the Year (AP, Pro Football Weekly/PFWA)*

1987

General Manager **Jim Finks**: *NFL Executive of the Year (Sporting News)*
Head Coach **Jim Mora**: *Coach of the Year (AP, Pro Football Weekly/PFWA, Sporting News); NFC Coach of the Year (UPI, Pro Football Weekly/PFWA)*

1991

LB **Pat Swilling**: *Defensive Player of the Year (AP, Newspaper Enterprise Assoc., Football Digest)*

2000

DT **La'Roi Glover**: *Defensive Lineman of the Year (NFL Alumni), NFC Defensive Player of the Year (Committee of 101 - Kansas City)*
Head Coach **Jim Haslett**: *Coach of the Year (AP, Pro Football Weekly/PFWA, Sports Illustrated, Football News, College & Pro Football Weekly, NFL Alumni, The Sports Network); Rookie Coach of the Year (Football Digest); NFC Coach of the Year (USA Today, Committee of 101 - Kansas City)*
DE **Joe Johnson**: *Comeback Player of the Year (AP, Pro Football Weekly/PFWA)*

NFL HONORS

Offensive Coordinator **Mike McCarthy**: *NFC Assistant Coach of the Year (USA Today)*
General Manager **Randy Mueller**: *NFL Executive of the Year (Sporting News, Pro Football Weekly/PFWA, Football Digest, The Sports Network)*

2002

G **LeCharles Bentley**: *Offensive Rookie of the Year (Sports Illustrated)*

All-Pro/All-Rookie Team

(1970 was the first year that players from both the NFC and the AFC were included on the same team)

1967

CB **Dave Whitsell**: *All-Pro 1st team (Sporting News); All-NFL 2nd Team (AP, UPI)*

1968

DE **Doug Atkins**: *All-Pro 1st Team (Sporting News); All-Pro 2nd Team (AP, Newspaper Enterprise Assoc.)*

1969

WR **Danny Abramowicz**: *All-Pro 1st Team (Sporting News, AP-tied); All-Pro 2nd Team (UPI, N.Y. Daily News)*
K **Tom Dempsey**: *All-Pro 1st Team (Sporting News)*

1970

P **Julian Fagan**: *All-NFC 1st Team (AP, Sporting News)*

1978

TE **Henry Childs**: *All-NFC 2nd Team (UPI)*
QB **Archie Manning**: *All-NFC 1st Team (UPI, Sporting News)*

1979

WR **Wes Chandler**: *All-NFC 2nd team (UPI)*
TE **Henry Childs**: *All-NFC 1st Team (Pro Football Weekly); All-NFC 2nd Team (UPI)*
G **Conrad Dobler**: *All-NFC 2nd Team (UPI)*
RB **Chuck Muncie**: *All-NFC 2nd Team (UPI)*
S **Tommy Myers**: *All-Pro 1st Team (Pro Football Weekly); All-NFC 1st Team (UPI, Pro Football Weekly)*

1980

KR **Rich Mauti**: *All-NFC 1st Team (Pro Football Weekly - specialist)*

1981

RB **George Rogers**: *All-Pro 1st Team (AP, Sporting News); All-Pro 2nd Team (Newspaper Enterprise Assoc.); All-NFC 1st Team (UPI)*

1982

RB **George Rogers**: *All-NFC 2nd Team (UPI)*

1983

S **Russell Gary**: *All-NFC 1st Team (UPI)*

NFL HONORS

LB **Rickey Jackson**: All-NFC 1st Team (Pro Football Weekly)
 LB **Jim Kovach**: All-NFC 2nd Team (UPI)
 CB **Johnnie Poe**: All-Pro 2nd Team (Newspaper Enterprise Assoc.); All-NFC 1st Team (UPI)

1984

P **Brian Hansen**: All-NFC 2nd Team (UPI)
 LB **Rickey Jackson**: All-Pro 2nd Team (AP, Newspaper Enterprise Assoc.); All-NFC 1st Team (UPI, Pro Football Weekly)

1985

K **Morten Andersen**: All-Pro 1st Team (Sporting News); All-Pro 2nd Team (AP); All-NFC 1st Team (UPI)
 LB **Rickey Jackson**: All-Pro 2nd Team (AP); All-NFC 2nd Team (UPI)

1986

K **Morten Andersen**: All-Pro 1st Team (AP, PFWA, Newspaper Enterprise Assoc., Sporting News, Pro Football Weekly); All-NFC 1st Team (UPI, Pro Football Weekly)
 KR **Mel Gray**: All-Pro 1st Team (Sporting News - specialist)
 LB **Rickey Jackson**: All-Pro 1st Team (Newspaper Enterprise Assoc.); All-Pro 2nd Team (AP); All-NFC 2nd Team (UPI)
 RB **Rueben Mayes**: All-NFC 2nd Team (UPI)

1987

K **Morten Andersen**: All-Pro 1st Team (AP, PFWA, Newspaper Enterprise Assoc., Sporting News, Pro Football Weekly); All-NFC 1st Team (UPI, Pro Football Weekly)
 DE **Bruce Clark**: All-Pro 2nd Team (Newspaper Enterprise Assoc.)
 G **Brad Edelman**: All-NFC 2nd Team (UPI)
 KR **Mel Gray**: All-Pro 1st Team (PFWA, Sporting News, Pro Football Weekly - specialist); All-NFC 1st Team (Pro Football Weekly - specialist)
 LB **Rickey Jackson**: All-Pro 1st Team (Newspaper Enterprise Assoc., Sporting News)
 LB **Vaughan Johnson**: All-NFC 1st Team (UPI, Pro Football Weekly)
 RB **Rueben Mayes**: All-NFC 1st Team (UPI)
 LB **Pat Swilling**: All-NFC 1st Team (UPI)
 CB **Dave Waymer**: All-Pro 2nd Team (AP); All-NFC 1st Team (UPI)

1988

K **Morten Andersen**: All-Pro 2nd Team (Newspaper Enterprise Assoc.); All-NFC 1st Team (UPI)
 LB **Vaughan Johnson**: All-Pro 1st Team (Newspaper Enterprise Assoc.); All-NFC 1st Team (UPI, Pro Football Weekly)

1989

RB **Dalton Hilliard**: All-Pro 2nd Team (AP, Newspaper Enterprise Assoc.); All-NFC 2nd Team (UPI)
 LB **Vaughan Johnson**: All-Pro 1st Team

(Newspaper Enterprise Assoc.); All-Pro 2nd Team (AP); All-NFC 1st Team (UPI, Pro Football Weekly)
 LB **Pat Swilling**: All-Pro 2nd Team (AP, Newspaper Enterprise Assoc.); All-NFC 2nd Team (UPI)

1990

LB **Vaughan Johnson**: All-Pro 2nd Team (Newspaper Enterprise Assoc.); All-NFC 2nd Team (UPI)
 LB **Pat Swilling**: All-Pro 2nd Team (AP); All-NFC 2nd Team (UPI)

1991

LB **Vaughan Johnson**: All-NFC 1st Team (UPI)
 LB **Sam Mills**: All-Pro 1st Team (PFWA, Sporting News, Pro Football Weekly); All-Pro 2nd Team (AP, Newspaper Enterprise Assoc.); All-NFC 1st Team (Pro Football Weekly)
 LB **Pat Swilling**: All-Pro 1st Team (AP, PFWA, Sporting News, Pro Football Weekly, Newspaper Enterprise Assoc.); All-NFC 1st Team (UPI, Pro Football Weekly)
 ST **Bennie Thompson**: All-NFC 1st Team (Pro Football Weekly - specialist)

1992

K **Morten Andersen**: All-Pro 1st Team (PFWA, Pro Football Weekly, Newspaper Enterprise Assoc.); All-Pro 2nd Team (AP); Unanimous All-NFC 1st Team (UPI, Pro Football Weekly)
 LB **Rickey Jackson**: All-Pro 1st Team (PFWA, Pro Football Weekly); All-Pro 2nd Team (AP, Newspaper Enterprise Assoc.); All-NFC 1st Team (UPI, Pro Football Weekly)
 LB **Vaughan Johnson**: All-NFC 1st Team (UPI)
 G **Derek Kennard**: All-Pro 2nd Team (Newspaper Enterprise Assoc.)
 DT **Wayne Martin**: All-Pro 2nd Team (Newspaper Enterprise Assoc.)
 LB **Sam Mills**: All-Pro 1st Team (PFWA, Sporting News, Pro Football Weekly); All-Pro 2nd Team (AP); All-NFC 1st Team (UPI, Pro Football Weekly)
 LB **Pat Swilling**: All-Pro 1st Team (AP, Sporting News)

1993

KR **Tyrone Hughes**: All-Pro 1st Team (PFWA, Pro Football Weekly - specialist); All-Pro 2nd Team (AP); All-NFC 1st Team (UPI, Pro Football Weekly)
 LB **Rickey Jackson**: All-Pro 1st Team (Sporting News); All-Pro 2nd Team (AP); All-NFC 1st Team (UPI, Pro Football Weekly)
 LB **Ronald Turnbull**: All-Pro 1st Team (AP); All-NFC 1st Team (UPI)

1994

T **William Roaf**: All-Pro 1st Team (AP, PFWA, Sporting News, Pro Football Weekly); Unanimous All-NFC 1st Team (UPI, Pro Football Weekly)

1995

CB **Eric Allen**: All-NFC 2nd Team (UPI)
 T **William Roaf**: All-Pro 1st Team (AP, PFWA, Sporting News, Pro Football Weekly); Unanimous All-NFC 1st Team (UPI, Pro Football Weekly)

1996

T **William Roaf**: All-Pro 1st Team (PFWA, Sporting News, Pro Football Weekly); All-Pro 2nd Team (AP); All-NFC 1st Team (Pro Football Weekly)

1997

S **Sammy Knight**: NFL All-Rookie Team (Pro Football Weekly/PFWA)
 T **William Roaf**: All-NFC 1st Team (Pro Football Weekly/PFWA)

1998

DT **La'Roi Glover**: All-Pro 1st Team (College & Pro Football Weekly); All-Pro 2nd Team (AP; USA Today); All-NFC (Football News)
 TE **Cameron Cleeland**: NFL All-Rookie Team (Pro Football Weekly, College & Pro Football Weekly, Football News, Football Digest)
 G/T **Kyle Turley**: NFL All-Rookie Team (Pro Football Weekly, Football News, Football Digest)
 T **William Roaf**: All-Pro 2nd Team (College & Pro Football Weekly); All-NFC 1st Team (Football News)

1999

T **William Roaf**: All-NFC 1st Team (Pro Football Weekly)

2000

DT **La'Roi Glover**: Unanimous All-Pro 1st Team (Pro Football Weekly/PFWA, AP, USA Today, Sports Illustrated, Sporting News, College & Pro Football Weekly, Football Digest); All-NFC 1st Team (Pro Football Weekly/PFWA, Football News)
 DT **Norman Hand**: All-Pro 2nd Team (Football Digest)
 DE **Darren Howard**: NFL All-Rookie Team (Pro Football Weekly/PFWA, Football News)
 DE **Joe Johnson**: All-Pro 2nd Team (College & Pro Football Weekly, Football Digest); All-NFC 1st Team (Pro Football Weekly/PFWA, Football News)
 LB **Keith Mitchell**: All-Pro 1st Team (Sports Illustrated), All-NFC 1st Team (Pro Football Weekly/PFWA)
 T **William Roaf**: All-Pro 1st Team (Pro Football Weekly/PFWA, USA Today, Sports Illustrated, Football Digest); All-Pro 2nd Team (AP, College & Pro Football Weekly); All-NFC 1st Team (Pro Football Weekly/PFWA)
 T **Kyle Turley**: All-Pro 1st Team (AP); All-Pro 2nd Team (College & Pro Football Weekly, Football Digest); 1st Team All-NFC (Football News)

NFL HONORS

2001

S **Sammy Knight**: All-Pro 1st Team (Football Digest); All-Pro 2nd Team (AP, College & Pro Football Weekly)

2002

G **LeCharles Bentley**: All-Rookie Team (Pro Football Weekly)
 KR **Michael Lewis**: All-Pro 1st Team (Associated Press, College & Pro Football Newsweekly, Football Digest, Pro Football Weekly, Sports Illustrated, Sport-ing News); All-NFC KR/PR (Pro Football Weekly)
 ST **Fred McAfee**: All-Pro 1st Team (Pro Football Weekly); All-Pro 2nd Team (Football Digest); All-NFC (Pro Football Weekly)
 RB **Deuce McAllister**: All-NFC (Pro Football Weekly)
 CB **Fred Thomas**: All-Pro 1st Team (Sports Illustrated)
 WR **Donte' Stallworth**: All-Rookie Team (Pro Football Weekly)

Pro Bowl Selections

1967

CB **Dave Whitsell**

1968

DT **Dave Rowe**

1969

RB **Tony Baker**, K **Tom Dempsey**, G **Jake Kupp**, RB **Andy Livingston**, Coach **Tom Fears**

1978

QB **Archie Manning**

1979

WR **Wes Chandler**, TE **Henry Childs**, QB **Archie Manning** (2), RB **Chuck Muncie**, S **Tommy Myers**

1981

RB **George Rogers**

1982

RB **George Rogers** (2)

1983

LB **Rickey Jackson**

1984

DE **Bruce Clark**, P **Brian Hansen**, LB **Rickey Jackson** (2)

1985

K **Morten Andersen**, LB **Rickey Jackson** (3)

1986

K **Morten Andersen** (2), LB **Rickey Jackson** (4), RB **Rueben Mayes***

NFL HONORS

1987

K Morten Andersen (3), TE Hoby Brenner, G Brad Edelman, RB Rueben Mayes (2)*, LB Sam Mills, CB Dave Waymer

1988

K Morten Andersen (4), WR Eric Martin, LB Sam Mills (2)

1989

RB Dalton Hilliard, LB Vaughan Johnson, LB Pat Swilling

1990

K Morten Andersen (5), LB Vaughan Johnson (2), LB Pat Swilling (2)

1991

LB Vaughan Johnson (3), LB Sam Mills (3), LB Pat Swilling (3), ST Bennie Thompson

1992

K Morten Andersen (6), C Joel Hilgenberg, LB Rickey Jackson (5), LB Vaughan Johnson (4), LB Sam Mills (4), LB Pat Swilling (4)

1993

ST Tyrone Hughes, LB Rickey Jackson (6), LB Renaldo Turnbull

1994

DE Wayne Martin, T William Roaf

1995

CB Eric Allen, T William Roaf (2)

1996

T William Roaf (3)

1997

T William Roaf (4)

1998

T William Roaf (5)*, DE Joe Johnson

1999

T William Roaf (6)

2000

LB Mark Fields, DT La'Roi Glover, WR Joe Horn, DE Joe Johnson (2), LB Keith Mitchell, T William Roaf (7)

2001

WR Joe Horn (2), DT La'Roi Glover (2), S Sammy Knight

2002

WR Joe Horn (3), KR Michael Lewis, ST Fred McAfee, RB Deuce McAllister

* - injured, did not play

() - number of multiple selections to squad as a Saint

NFC Players Of The Month

(Awarded Since 1986)

1988

Sept.: LB Rickey Jackson (Defense)

1989

Oct.: QB Bobby Hebert (Offense)

1990

Dec.: LB Rickey Jackson (Defense, 2)

1991

Sept.: LB Sam Mills (Defense)

1993

Sept.: LB Renaldo Turnbull (Defense)

1994

Oct.: KR-PR Tyrone Hughes (Special Teams)

1997

Nov.: K Doug Brien (Special Teams)

2000

Oct.: DT La'Roi Glover (Defense)

2001

Oct.: RB Ricky Williams (Offense); Oct.: K John Carney (Special Teams)

2002

Oct.: RB Deuce McAllister (Offense)

() - number of multiple selections to honor as a Saint

NFL Rookie Of The Month

(Awarded Since 1986)

2000

Sept.: DE Darren Howard (Defense); Dec.: DE Darren Howard (Defense, 2)

() - number of multiple selections to honor as a Saint

NFC Players Of The Week

(Awarded Since 1984)

1984

Week 11: DE Jim Wilks (Defense); Week 12: DT Bruce Clark (Defense)

1985

Week 3: QB David Wilson (Offense)

1986

Week 7: RB Rueben Mayes (Offense); Week 9: LB Rickey Jackson (Defense); Week 10: DE Bruce Clark (Defense, 2)

1987

Week 9: RB Dalton Hilliard (Offense); Week 11: DE Jim Wilks (Defense, 2); Week 14: QB Bobby Hebert (Offense); Week 15: LB Rickey Jackson (Defense, 2)

1988

Week 8: LB Rickey Jackson (Defense, 3); Week 12: QB Bobby Hebert (Offense, 2)

1989

Week 7: RB Dalton Hilliard (Offense, 2); Week 8: LB Pat Swilling (Defense); Week 11: LB Pat Swilling (Defense, 2)

1990

Week 10: RB Craig Heyward (Offense)

1991

Week 5: LB Rickey Jackson (Defense, 4); Week 10: LB Pat Swilling (Defense, 3); Week 16: QB Bobby Hebert (Offense, 3); Week 17: S Gene Atkins (Defense)

1992

Week 6: LB Rickey Jackson (Defense, 5); Week 14: DE Wayne Martin (Defense)

1993

Week 2: QB Wade Wilson (Offense); Week 3: P Tommy Barnhardt (Special Teams); Week 3: LB Renaldo Turnbull (Defense); Week 4: K Morten Andersen (Special Teams); Week 4: LB Vaughan Johnson (Defense); Week 13: KR Tyrone Hughes (Special Teams)

1994

Week 3: LB Darion Conner (Defense); Week 5: LB James Williams (Defense); Week 8: KR/PR Tyrone Hughes (Special Teams, 2); Week 15: K Morten Andersen (Special Teams, 2); Week 17: P Tommy Barnhardt (Special Teams, 2)

NFL HONORS

1995

Week 9: KR/PR Tyrone Hughes (Special Teams, 3); Week 10: K Doug Brien (Special Teams)

1996

Week 16: DT Wayne Martin (Defense, 2)

1997

Week 4: DT Wayne Martin (Defense, 3); Week 12: S Chris Hewitt (Special Teams); Week 14: K Doug Brien (Special Teams, 2); Week 16: P Mark Royals (Special Teams)

1998

Week 4: LB Mark Fields (Defense); Week 8: P Mark Royals (Special Teams, 2); Week 14: DT La'Roi Glover (Defense)

1999

Week 16: CB Fred Weary (Defense)

2000

Week 6: DT La'Roi Glover (Defense, 2); Week 7: DT La'Roi Glover (Defense, 3); Week 9: LB Keith Mitchell (Defense); Week 10: Jeff Blake (Offense); Week 11: LB Keith Mitchell (Defense, 2); Week 13: DT La'Roi Glover (Defense, 4)

2001

Week 1: S Sammy Knight (Defense); Week 4: RB Ricky Williams (Offense); Week 4: K John Carney (Special Teams); Week 7: S Sammy Knight (Defense, 2); Week 7: K John Carney (Special Teams, 2)

2002

Week 1: RB Fred McAfee (Special Teams); Week 6: WR Michael Lewis (Special Teams), DE Darren Howard (Defense); Week 7: QB Aaron Brooks (Offense); Week 10: Steve Gleason (Special Teams)

() - number of multiple selections to honor as a Saint

! worth noting



Career Year

LB Darrin Smith has ranked as one of the NFL's best all-around linebackers since entering the league in 1993, and he was a top performer for the Saints' defense last season and while serving as one of the leaders of a youthful unit. His tackle total in 2002 was a career-high, and the second consecutive season that he posted over 100 stops:

Year	Team	Tackles	Sacks
2002	Saints	123	3.5
1996	Cowboys	117	1.0
2001	Saints	116	1.5
1994	Cowboys	103	4.0
1993	Cowboys	93	1.0

1967 Expansion Draft

Held Feb. 10, 1967

In what became the foundation of New Orleans' first NFL team, the Saints selected 42 players in an expansion draft, using the same procedures as in the formation of the Atlanta Falcons in 1966. The Falcons were exempted from the expansion draft in 1967, thus leaving 14 teams from whom the Saints selected players. The procedures that were in place for the Saints were as follows: Each of the other 14 NFL teams froze 29 players from its 40-man roster, leaving 11 players available to be selected by New Orleans. The Saints chose 1 player from those 11 remaining on each team. Then, each team froze two additional players, leaving eight on each list, from which the Saints chose two more.

Tom Barrington, fb Ohio St. (from Washington)
 Jim Battle, t Southern (from Cleveland)
 Charlie Bradshaw, t Baylor (from Pittsburgh)
 Jackie Burkett, lb Auburn (from Baltimore Colts)
 Dave Cahill, dt Arizona St. (from Philadelphia)
 Bill Cody, lb Auburn (from Detroit)
 Don Croftcheck, g Indiana (from Washington)
 Bill Curry, c Georgia Tech (from Green Bay)
 Ted Davis, lb Georgia Tech (from Baltimore Colts)
 Jim Garcia, de Cal State-Chico (from N.Y. Giants)
 Tom Hall, wr Minnesota (from Minnesota)
 Steve Heckard, wr Davidson (from L.A. Rams)
 Jimmy Heide, db Ole Miss (from St. Louis Cardinals)
 Paul Hornung, rb Notre Dame (from Green Bay)
 Billy Kilmer, qb UCLA (from San Francisco)
 Elbert Kimbrough, db Northwestern (from San Francisco)
 Kent Kramer, te Minnesota (from San Francisco)
 Mike Kupp, g Washington (from Washington)
 Earl Leggett, dt LSU (from L.A. Rams)
 Obert Logan, db Trinity (Texas) (from Dallas)
 Riley Mattson, t Oregon (from Chicago)
 John Morrow, c Michigan (from Cleveland)
 Ray Ogden, te Alabama (from St. Louis Cardinals)
 Ray Rissmiller, t Georgia (from Philadelphia)
 Walt Roberts, wr San Jose St. (from Cleveland)
 George Rose, db Auburn (from Minnesota)
 Bill Sandeman, t Pacific (from Dallas)
 Bob Scholtz, t Notre Dame (from N.Y. Giants)
 Brian Schweda, de Kansas (from Chicago)
 Dave Simmons, lb Ga. Tech (from St. Louis Cardinals)
 Jerry Simmons, wr Bethune-Cookman (from Pittsburgh)
 Bob Smith, rb North Texas St. (from Pittsburgh)
 Bobby Lee Smith, db UCLA (from Detroit)
 Larry Stephens, dt Texas (from Dallas)
 Steve Stonebreaker, lb Detroit (from Baltimore Colts)
 Mike Tilleman, dt Montana (from Minnesota)
 Phil Vandersea, lb Massachusetts (from Green Bay)
 Willie Walker, wr Tennessee St. (from Detroit)
 Joe Wendryhoski, g Illinois (from L.A. Rams)
 Dave Whitsell, db Indiana (from Chicago)
 Fred Whittingham, lb Cal Poly-SLO (from Philadelphia)
 Gary Wood, qb Cornell (from N.Y. Giants)

1967 Draft

Held March 14, 1967

The first combined AFL-NFL draft was held in 1967. A player's overall order of selection is designated by a number after his position. In 1967, the expansion New Orleans Saints received 1st & last choices in each round & 1 additional choice at the end of the 2nd, 3rd & 4th rounds.

1a. traded to Baltimore
 1b. Leslie Kelley, fb (26) Alabama
 2a. James (Bo) Burris, s (27) Houston

2b. John Gilliam, rb (52) South Carolina St.
 2c. David Rowe, de (53) Penn St.
 3a. traded to Baltimore
 3b. Del Williams, g (79) Florida St.
 3c. Ben Hart, wr (80) Oklahoma
 4a. Ron Widby, p (81) Tennessee
 4b. Bill Carr, c (106) Florida
 4c. Tom Stangle, t (107) Dayton
 5a. Don McCall, rb (108) Southern California
 5b. John Douglas, cb (133) Texas Southern
 6a. George Harvey, g (134) Kansas
 6b. Charles (Bo) Wood, lb (159) North Carolina
 7a. Gary Hertzog, g (160) Willamette
 7b. Bob McKelvey, lb (185) Northwestern
 8a. Sam Harris, te (186) Colorado
 8b. Barry Siler, lb (211) Albion
 9a. Tim Lavens, te (212) Idaho
 9b. Eugene Ross, cb (237) Oklahoma
 10a. Charles Brown, rb (238) Missouri
 10b. Roosevelt Robertson, te (263) North Carolina Coll.
 11a. Jim Benson, g (264) Florida
 11b. Bernard Corbin, cb (288) Alabama A&M
 12a. Ronnie Pack, g (289) Texas Tech
 12b. John Robinson, wr (315) Tennessee A&I
 13a. Bill Stetz, lb (316) Boston College
 13b. Gary Grossnickle, s (341) Missouri
 14a. Jim Hester, te (342) North Carolina
 14b. George Stetter, cb (367) Virginia
 15a. John Snow, dt (368) Wake Forest
 15b. Darrell Johnson, rb (393) Lamar
 16a. Marcus Rhoden, wr (394) Mississippi St.
 16b. Bruce Cortez, cb (419) Parsons College
 17a. Dan Abramowicz, wr (420) Xavier (Ohio)
 17b. Billy Bob Stewart, lb (438) SMU
 (choice acquired from Baltimore)
 17c. Jim Walker, s (445) Providence

1968 Draft

Held Jan. 30-31, 1968

1a. traded to Green Bay
 1b. Kevin Hardy, de (7) Notre Dame
 (choice acquired from Minnesota)
 2. choice to Los Angeles for joining scouting combine
 3. Dave Szmakowski, wr (59) West Texas St.
 4a. Willie Crittendon, dt (85) Tulsa
 4b. Dan Sartin, g (103) Mississippi
 5. Ronnie Lee South, qb (115) Arkansas
 6a. traded to San Francisco
 7a. Ray Phillips, g (169) Michigan
 (choice acquired from Detroit)
 7b. Eugene Howard, cb (175) Langston
 8. Dick Swatland, g (195) Notre Dame
 9. Joe Blake, g (223) Tulsa
 10. Doug Robinson, s (254) Iowa St.
 11. Bennie Blocker, rb (276) South Carolina St.
 12. John Beck, cb (303) San Diego St.
 13. Kayo Trepanier, t (331) Montana St.
 14. Herbert Covington, rb (359) Memphis St.
 15. Wilmer Cooks, rb (384) Colorado
 16. Elie Ghattas, g (411) Ball St.
 17. Jim Ferguson, lb (439) Southern California

1969 Draft

Held Jan. 28-29, 1969

1a. traded to San Francisco
 1b. John Shimmers, g (17) Xavier (Ohio)
 (choice acquired from Minnesota)
 2a. traded to Baltimore
 2b. Richard Neal, de (45) Southern
 (choice acquired from St. Louis)
 3. traded to Detroit
 4a. Dennis Hale, s (85) Minnesota

4b. Bob Hudspeth, t (102) Southern Illinois
 (choice acquired from Dallas)
 5a. Tony Kyasky, s (111) Syracuse
 5b. Keith Christensen, t (117) Kansas
 (choice acquired from N.Y. Giants)
 6. Bob Miller, te (138) Southern California
 7. traded to Baltimore
 8. Jim Lawrence, wr (189) Southern California
 9. Joe Owens, lb (215) Alcorn St.
 10. McKinley Reynolds, rb (241) Hawaii
 11. Tommy Morel, wr (267) LSU
 12. Tom Broadhead, rb (293) Santa Barbara St.
 13. Joe Robillard, cb (319) Linfield (Oregon)
 14. Gary Loyd, p (345) California Lutheran
 15. Bill Waller, wr (371) Xavier (Ohio)
 16. Edd Hargett, qb (397) Texas A&M
 17. Chico Kurzawski, s (423) Northwestern

1970 Draft

Held Jan. 27-28, 1970

1. Ken Burrough, wr (10) Texas Southern
 2. traded to Cleveland
 3. Clovis Swinney, de (62) Arkansas St.
 4. Delles Howell, cb (88) Grambling
 5a. Glenn Cannon, s (106) Mississippi
 (choice acquired from Chicago)
 5b. traded to Washington
 5c. Steve Ramsey, qb (126) North Texas St.
 (choice acquired from Los Angeles)
 6. Mel Easley, cb (140) Oregon St.
 7. Don Woodard, de (166) San Diego St.
 8. Lawrence Estes, de (192) Alcorn St.
 9. Jim Otis, rb (218) Ohio St.
 10. Jim Brumfield, rb (244) Indiana St.
 11. Gary Klahr, lb (270) Arizona
 12. Willie Davenport, cb (296) Southern
 13. Ralph Miller, te (322) Alabama St.
 (selection was declared ineligible by NFL)
 14. Doug Sutherland, de (348) Wisconsin-Superior
 15. Jim Vest, de (374) Washington St.
 16. Cliff Gasper, dt (400) Grambling
 17. Doug Wyatt, s (426) Tulsa

1971 Draft

Held Jan. 28-29, 1971

1. Archie Manning, qb (2) Mississippi
 2a. traded to Chicago
 2b. Sam Holden, dt (31) Grambling
 (choice acquired from Houston)
 3. Bivian Lee, cb (54) Prairie View A&M
 4a. traded to Dallas
 4b. Carlos Bell, te (82) Houston
 4c. Wimpy Winther, c (88) Mississippi
 (choice acquired from Washington)
 4d. D'artagnan Martin, cb (91) Kentucky St.
 4e. Don Morrison, t (98) Texas-Arlington
 5. traded to Pittsburgh
 6. Don Morehead, rb (132) Michigan
 7a. Larry DiNardo, g (158) Notre Dame
 7b. Bob Newland, wr (172) Oregon
 (choice acquired from Kansas City)
 8a. traded to Pittsburgh
 8b. James Elder, cb (194) Southern
 (choice acquired from Washington)
 8c. Bob Gresham, rb (201) West Virginia
 (choice acquired from Oakland)
 9. Tom Williams, s (210) Willamette
 10. Rocky Pamplin, rb (239) Hawaii
 (choice acquired from Philadelphia)
 11. Bob Pollard, de (262) Weber St.
 12. Ron Gathright, cb (288) Morehead St.
 13. Don Burchfield, te (314) Ball St.

14. Bobby Scott, qb (340) Tennessee
 15. Bart Graves, de (366) Tulane
 16. Craig Robinson, t (392) Houston
 17. Hermann Eban, wr (428) Oklahoma St.
 (choice acquired from Washington)

1972 Draft

Held Feb. 1-2, 1972

1a. Royce Smith, g (8) Georgia
 1b. Willie Hall, lb (31) Southern California
 (choice acquired from Houston)
 2b. traded to Oakland
 3a. Bob Kuziel, c (60) Pittsburgh
 3b. Tom Myers, s (74) Syracuse
 (choice from Baltimore through Oakland)
 4a. Mike Crangle, de (85) Tennessee-Martin
 4b. Joe Federspiel, lb (99) Kentucky
 (choice acquired from Washington through L.A. Rams & Philadelphia)
 4c. Mike Coleman, de (101) Knoxville College
 (choice acquired from Kansas City)
 5a. Bill Butler, rb (111) Kansas St.
 (choice acquired from Green Bay)
 5b. Carl Johnson, t (112) Nebraska
 5c. Bob Davies, s (126) South Carolina
 (choice acquired from Baltimore)
 6a. Wayne Dorton, g (137) Arkansas St.
 6b. Curt Watson, rb (150) Tennessee
 (choice acquired from Oakland)
 7. Ernie Jackson, cb (164) Duke
 8. Ron Vinson, wr (189) Abilene Christian
 9. Kent Bransletter, dt (216) Houston
 10. Andy Kupp, g (241) Idaho
 11. Paul Dongieux, lb (267) Mississippi
 12. Steve Lockhart, te (293) Arkansas St.
 13. Cephus Weatherspoon, wr (320) Ft. Lewis
 14. Steve Barrios, wr (345) Tulane
 15. Rusty Lachaussee, qb (372) Tulane
 16. Joe Balthrop, g (397) Tennessee
 17. Dick Graham, wr (424) Oklahoma St.

1973 Draft

Held Jan. 30-31, 1973

1. traded to Baltimore
 2a. Derland Moore, de (29) Oklahoma
 2b. Steve Baumgartner, de (51) Purdue
 (choice acquired from Washington through N.Y. Jets)
 3a. traded to Washington
 3b. Pete Van Valkenburg, rb (66) Brigham Young
 (choice acquired from N.Y. Jets)
 4a. traded to Detroit
 4b. Jim Merlo, lb (86) Stanford
 (choice acquired from Baltimore)
 5. traded to Denver
 6a. traded to Washington
 6b. Marty Shuford, rb (134) Arizona
 (choice from New England)
 7. Billy Cahill, s (158) Washington
 8a. Bob Peterson, g (185) Utah
 8b. Doug Winslow, wr (207) Drake
 (choice acquired from Washington)
 9. Mike Fink, cb (210) Missouri
 10. Jeff Horsley, rb (237) North Carolina Central
 11. James Owens, rb (262) Auburn
 12. Paul Orndorff, te (289) Tampa
 13. Richard Watkins, dt (314) Weber St.
 14. Paul Fersen, t (341) Georgia
 15. Mike Evenson, c (366) North Dakota St.
 16. Howard Stevens, rb (392) Louisville
 17. Bobby Garner, te (418) Winston-Salem

1974 Draft

Held Jan. 29-30, 1974

1. Rick Middleton, lb (13) Ohio St. (swapped No. 1 choices with Detroit)
2. Paul Seal, te (36) Michigan
3. traded to Cincinnati
- 4a. traded to Minnesota
- 4b. Rod McNeil, rb (88) Southern California (choice acquired from San Francisco)
- 5a. Joel Parker, te (113) Florida (choice acquired from San Francisco)
- 5b. traded to Cincinnati
- 5c. Terry Schmidt, cb (121) Ball St. (choice acquired from Atlanta)
6. traded to Detroit
7. traded to Miami
- 8a. traded to N.Y. Jets
- 8b. Alvin Maxson, rb (201) SMU (choice acquired from Oakland)
9. Phil LaPorta, t (217) Penn St.
- 10a. Frosty Anderson, wr (235) Nebraska (choice acquired from Houston)
- 10b. Tommy Thibodeaux, g (242) Tulane
11. Kent Merritt, wr (270) Virginia
12. James Buckmon, de (295) Pittsburgh
13. Mike Truax, lb (320) Tulane
14. Kent Marshall, s (348) TCU
15. Larry Cipa, qb (373) Michigan
16. Don Coleman, lb (398) Michigan
17. Marvin Williams, wr (426) Western Illinois

1975 Draft

Held Jan. 28-29, 1975

- 1a. Larry Burton, wr (7) Purdue
- 1b. Kurt Schumacher, g (12) Ohio St. (choice acquired from N.Y. Jets for Billy Newsome)
2. Lee Gross, c (32) Auburn
- 3a. Andrew Jones, rb (60) Washington St.
- 3b. Elois Grooms, de (63) Tennessee Tech (choice acquired from Detroit through Minnesota)
- 4a. traded to San Francisco
- 4b. John Starkebaum, s (92) Nebraska (choice acquired from Philadelphia)
- 4c. Charles Hall, de (99) Tulane (choice acquired from St. Louis)
5. traded to Chicago
- 6a. traded to Detroit
- 6b. Mike Lemon, lb (149) Kansas (choice acquired from Buffalo)
7. Steve Rogers, rb (163) LSU
8. traded to St. Louis
9. Mike Strachan, rb (216) Iowa St.
10. Chuck Heater, rb (241) Michigan
11. Danny Lee, p (266) N.E. Louisiana
12. Ron Gustafson, wr (294) North Dakota St.
13. Jim Upchurch, rb (319) Arizona
14. Randy Rhino, cb (343) Georgia Tech
15. Grant Burget, rb (372) Oklahoma
16. Mike McDonald, lb (397) Catawba
17. Greg Westbrook, lb (422) Colorado

1976 Draft

Held April 8-9, 1976

1. Chuck Muncie, rb (3) California
2. Tony Galbreath, rb (32) Missouri
- 3a. traded to San Francisco
- 3b. Bob Simmons, t (77) Texas (choice acquired from Washington through San Diego)
4. Tinker Owens, wr (95) Oklahoma
5. Scott Parrish, t (127) Utah St.

6. Terry Stieve, g (160) Wisconsin
- 7a. traded to Miami
- 7b. Ed Bauer, g (201) Notre Dame (choice acquired from Baltimore through Chicago and Oakland)
8. Craig Cassidy, s (213) Ohio St.
9. Warren Peiffer, dt (240) Iowa
10. Junior Hardin, lb (269) Eastern Kentucky
11. Greg Kokal, qb (294) Kent St.
12. Milton Butts, t (323) North Carolina St.
13. Kenny Downing, s (350) Missouri
14. Rich Huckle, de (379) Western Montana
15. Steve Seminoff, dt (406) Wichita St.
16. Gene Jones, t (435) Bowling Green
17. Scott MacDonald, te (462) West Virginia

1977 Draft

Held May 3-4, 1977

1. Joe Campbell, de (7) Maryland
2. Mike Fultz, dt (34) Nebraska
3. Robert Watts, lb (64) Boston College
4. traded to L.A. Rams for LB Ken Borden
- 5a. Dave Lafary, t (118) Purdue
- 5b. Dave Hubbard, t (136) Brigham Young (choice acquired from Baltimore)
- 6a. Cliff Parsley, p (147) Oklahoma St.
- 6b. Tom Schick, g (162) Maryland (choice acquired from L.A. Rams)
7. Greg Boykin, rb (174) Northwestern
8. Jimmy Stewart, s (201) Tulsa
9. Dave Knowles, t (231) Indiana
10. Rafael Septien, k (258) S.W. Louisiana
11. John Blain, t (285) San Jose St.
12. Oakley Dalton, dt (315) Jackson St.

1978 Draft

Held May 2-3, 1978

1. Wes Chandler, wr (3) Florida
2. James Taylor, t (33) Missouri
3. Barry Bennett, dt (60) Concordia (Minn.)
4. Don Schwartz, s (87) Washington St.
5. Eric Felton, cb (115) Texas Tech
- 6a. Mike Rieker, qb (141) Lehigh
- 6b. Francis Chesley, lb (157) Wyoming (choice acquired from Washington through Houston)
7. traded to N.Y. Jets for DE Richard Neal
8. Brooks Williams, te (199) North Carolina
9. Richard Carter, cb (226) North Carolina St.
10. traded to N.Y. Giants for LB Pat Hughes
- 11a. Nathan Besaint, dt (283) Southern
- 11b. David Riley, rb (285) West Virginia (choice acquired from Seattle)
12. Larry Hardy, te (309) Jackson St.

1979 Draft

Held May 3-4, 1979

1. Russell Erxleben, k-p (11) Texas
2. Reggie Mathis, lb (38) Oklahoma
3. traded to Miami as compensation for signing DE Don Reese
4. Jim Kovach, lb (93) Kentucky
5. Harlan Huckleby, rb (120) Michigan
6. Ricky Ray, cb (146) Norfolk St.
7. Stan Sytsma, lb (176) Minnesota
8. Doug Panfil, g (202) Tulsa
9. traded to Kansas City for DT Keith Simons
10. traded to Oakland for LB Floyd Rice
11. David Hall, wr (285) Missouri-Rolla
12. Kelsey Finch, rb (311) Tennessee

1980 Draft

Held April 29-30, 1980

1. Stan Brock, t (12) Colorado
2. David Waymer, cb (41) Notre Dame
3. traded to Minnesota for T Steve Riley
4. Mike Jolly, cb (96) Michigan
5. traded to Minnesota for T Steve Riley
6. Lester Boyd, lb (150) Kentucky
7. Mike Morucci, rb (177) Bloomsburg St.
8. Chuck Evans, lb (206) Stanford
9. Frank Mordica, rb (233) Vanderbilt
10. Tanya Webb, de (262) Michigan St.
11. George Woodard, rb (289) Texas A&M
12. Kiser Lewis, lb (318) Florida A&M

1981 Draft

Held April 28-29, 1981

1. George Rogers, rb (1) South Carolina
1. Dave Wilson, qb Illinois (Supplemental '81 draft choice)
- 2a. Russell Gary, s (29) Nebraska
- 2b. Rickey Jackson, lb (51) Pittsburgh (choice acquired from San Diego)
- 3a. Frank Warren, de (57) Auburn
- 3b. Hoby Brenner, te (71) Southern California (choice acquired from Minnesota)
4. traded to Miami for QB Guy Benjamin
- 5a. Louis Oubre, g (112) Oklahoma
- 5b. Jerry Boyarsky, nt (128) Pittsburgh (choice acquired from Minnesota)
- 6a. Nat Hudson, g (139) Georgia
- 6b. Johnnie Poe, cb (144) Missouri (choice acquired from Tampa Bay)
- 6c. Glen Redd, lb (166) Brigham Young (choice acquired from Oakland)
7. Kevin Williams, wr (167) Southern California
- 8a. traded to New England for G Sam Adams
- 8b. Gene Gladys, lb (214) Penn St. (choice acquired from Buffalo)
- 8c. Kevin Evans, s (215) Arkansas (choice acquired from San Diego)
9. Toussaint Tyler, rb (222) Washington
10. Hokie Gajan, rb (249) LSU
11. Lester Mickens, wr (277) Kansas
12. Jim Wilks, dt (305) San Diego St.

1982 Draft

Held April 27-28, 1982

- 1a. choice exercised in 1981 supplemental draft for QB Dave Wilson
- 1b. Lindsay Scott, wr (13) Georgia (choice acquired from Green Bay through San Diego)
2. Brad Edelman, c (30) Missouri
- 3a. Rodney Lewis, cb (58) Nebraska
- 3b. Eugene Goodlow, wr (66) Kansas St. (choice acquired from Minnesota)
- 3c. Kenny Duckett, wr (68) Wake Forest (choice acquired from Washington)
- 3d. John Krimm, s (76) Notre Dame (choice acquired from San Diego)
4. Morten Andersen, k (86) Michigan St.
5. Tony Elliott, nt (114) North Texas St.
6. Marvin Lewis, rb (142) Tulane
7. traded to Miami for qb Guy Benjamin
- 8a. Chuck Slaughter, t (198) South Carolina
- 8b. traded to Washington
9. traded to Washington
10. traded to Washington
11. traded to Washington
12. traded to Washington

1983 Draft

Held April 26-27, 1983

1. traded to Green Bay for DE Bruce Clark
2. Steve Korte, g (38) Arkansas
- 3a. John Tice, te (85) Maryland
- 3b. Cliff Austin, rb (66) Clemson (choice acquired from Buffalo through St. Louis)
4. Gary Lewis, dt (98) Oklahoma St.
5. traded to Denver
6. traded to Cincinnati for TE Don Bass
7. traded to Kansas City for LB Whitney Paul
8. David Greenwood, s (206) Wisconsin
9. traded to New England
10. traded to New England
11. traded to New England
12. traded to New England

1984 Draft

Held May 1-2, 1984

1. traded to N.Y. Jets for QB Richard Todd
2. James Geathers, dt (42) Wichita St.
- 3a. Terry Hoage, s (68) Georgia (choice acquired from Buffalo)
- 3b. Tyrone Anthony, rb (69) North Carolina
- 4a. traded to Denver for G Kelvin Clark
- 4b. Joel Hilgenberg, c (97) Iowa (choice acquired from New England)
5. Jitter Fields, cb (123) Texas
6. Don Thorp, nt (156) Illinois
7. traded to L.A. Raiders for past consideration
8. Clemon Terrell, rb (210) Southern Mississippi
9. Brian Hansen, p (237) Sioux Falls College
10. Paul David Gray, lb (264) Western Kentucky
11. Michel Bourgeois, de (291) Boise St.
12. Byron Nelson, t (324) Arizona

1984 USFL Supplemental Draft

Held June 5, 1984

A supplemental draft was held for those players who had been eligible to be drafted by NFL teams, but who hadn't been drafted due to contracts with other professional leagues (USFL or CFL). The draft gave NFL teams the league rights to the players if they ever became free agents (through May 1, 1988).

1. Vaughan Johnson, lb (15) North Carolina St. (Jacksonville Bulls)
2. Mel Gray, rb (42) Purdue (Los Angeles Express)
3. Steve Bearden, lb (69) Vanderbilt (Memphis Showboats)

1985 Draft

Held April 30-May 1, 1985

- 1a. traded to Houston for RB Earl Campbell
- 1b. Alvin Toles, lb (24) Tennessee (choice acquired from Washington)
2. Daren Gilbert, t (38) Cal State-Fullerton
3. Jack Del Rio, lb (68) Southern California
4. Billy Allen, s (95) Florida St.
5. traded to Washington for RB George Rogers
6. traded to Atlanta for TE Junior Miller
7. Eric Martin, wr (179) LSU
8. Joe Kohlbrand, lb (206) Miami
9. Earl Johnson, cb (236) South Carolina
10. traded to Washington for RB George Rogers
11. traded to Washington for RB George Rogers
12. Treg Songy, s (320) Tulane

1986 Draft

Held April 29-30, 1986

- 1a. traded to Indianapolis
- 1b. Jim Dombrowski, t (6)..... Virginia (choice acquired from Indianapolis) (swapped 1st-round picks with Indianapolis)
2. Dalton Hilliard, rb (31)..... LSU
- 3a. Rueben Mayes, rb (57)..... Washington St. (choice acquired from Tampa Bay)
- 3b. Pat Swilling, lb (60)..... Georgia Tech (choice acquired from Indianapolis)
- 3c. Barry Word, rb (62)..... Virginia
4. Kelvin Edwards, wr (88)..... Liberty Baptist
5. Reggie Sutton, cb (115)..... Miami
6. Robert Thompson, wr (142)..... Youngstown St.
7. Gill Fenerty, rb (173)..... Holy Cross
8. Filipo Mokofisi, lb (200)..... Utah
9. Merlon Jones, lb (226)..... Florida A&M
10. Jonathan Dumbauld, de (253)..... Kentucky
11. Patrick Swoopes, nt (284)..... Mississippi St.
12. Sebastian Brown, wr (311)..... Bethune-Cookman

1987 Draft

Held April 28-29, 1987

1. Shawn Knight, de (11)..... Brigham Young
2. Lonzell Hill, wr (40)..... Washington
3. Michael Adams, cb (67)..... Arkansas St.
4. Steve Trapilo, g (96)..... Boston College
5. Milton Mack, cb (123)..... Alcorn St.
6. Thomas Henley, wr (152)..... Stanford
7. Gene Atkins, s (179)..... Florida A&M
8. Toi Cook, cb (207)..... Stanford
9. Scott Leach, lb (234)..... Ohio St.
10. Robert Clark, wr (263)..... North Carolina Central
11. Arthur Wells, te (290)..... Grambling
12. Tyrone Sorrells, g (319)..... Georgia Tech

1988 Draft

Held April 24-25, 1988

1. Craig Heyward, fb (24)..... Pittsburgh
2. Brett Perriman, wr (52)..... Miami
- 3a. traded to Denver
- 3b. Tony Stephens, nt (81)..... Clemson (choice acquired from Denver)
4. Lydell Carr, fb (106)..... Oklahoma
- 5a. Greg Scales, te (112)..... Wake Forest (from Kansas City for LB Jack Del Rio)
- 5b. Keith Taylor, cb (134)..... Illinois
6. Bob Sims, g (162)..... Florida
7. Brian Forde, lb (190)..... Washington St.
8. Glenn Derby, t (218)..... Wisconsin
9. Clarence Nunn, cb (246)..... San Diego St.
- 10a. Todd Santos, qb (274)..... San Diego St.
- 10b. Vincent Fizer, lb (276)..... Southern (choice acquired from Denver)
11. Gary Couch, wr (302)..... Minnesota
12. Paul Jurgensen, lb (330)..... Georgia Tech

1989 Draft

Held April 23-24, 1989

1. Wayne Martin, de (19)..... Arkansas
2. Robert Massey, cb (46)..... North Carolina Central
3. Kim Phillips, cb (79)..... North Texas St.
4. Michael Mayes, cb (106)..... LSU
5. Kevin Haverdink, t (133)..... Western Michigan
6. Floyd Turner, wr (159)..... Northwestern (La.) St.
7. David Griggs, lb (186)..... Virginia
8. Fred Hadley, wr (213)..... Mississippi St.

9. Jerry Leggett, lb (246)..... Cal State-Fullerton
10. Joe Henderson, rb (273)..... Iowa St.
11. Calvin Nicholson, cb (300)..... Oregon St.
12. Michael Cadore, wr (327)..... Eastern Kentucky

1990 Draft

Held April 22-23, 1990

1. Renaldo Turnbull, de (14)..... West Virginia
2. Vince Buck, cb (44)..... Central St. (Ohio)
3. Joel Smeenge, de (71)..... Western Michigan
4. DeMond Winston, lb (98)..... Vanderbilt
5. Charles Arbuckle, te (125)..... UCLA
- 6a. Mike Buck, qb (156)..... Maine
- 6b. James Williams, lb (158)..... Mississippi St. (choice acquired from Minnesota through Dallas and L.A. Raiders)
7. Scott Hough, g/t (183)..... Maine
- 8a. Gerry Gdowski, qb (207)..... Nebraska (choice acquired from L.A. Raiders)
- 8b. Derrick Carr, de (210)..... Bowling Green
- 9a. Broderick Graves, rb (233)..... Winston-Salem St. (choice acquired from L.A. Raiders)
- 9b. Lonnie Brockman, lb (236)..... West Virginia
- 10a. Gary Cooper, wr (260)..... Clemson (choice acquired from L.A. Raiders)
- 10b. Ernest Spears, s (267)..... Southern California
- 11a. Webbie Burnett, nt (287)..... Western Kentucky (choice acquired from L.A. Raiders)
- 11b. traded to Philadelphia for RB Bobby Morse
12. Chris Port, t (320)..... Duke

1991 Draft

Held April 21-22, 1991

1. traded to Dallas for QB Steve Walsh
2. Wesley Carroll, wr (42)..... Miami (Fla.)
3. traded to Dallas for QB Steve Walsh
4. traded to L.A. Raiders for #6, 8, 9, 10, 11 in 1990
5. Reggie Jones, cb (126)..... Memphis St.
6. Fred McAfee, rb (154)..... Mississippi College
7. Hayward Haynes, g (182)..... Florida St.
8. Frank Wainright, te (210)..... Northern Colorado
9. Anthony Wallace, rb (237)..... California
10. traded to Tampa Bay for DT Robert Goff
11. Scott Ross, lb (293)..... Southern California
12. Mark Drabczak, g (321)..... Minnesota

1992 Draft

Held April 26-27, 1992

1. Vaughn Dunbar, rb (21)..... Indiana
2. traded to Dallas for QB Steve Walsh
- 3a. Tyrone Leggett, cb (72)..... Nebraska (choice acquired from L.A. Raiders through Tampa Bay)
- 3b. traded to Tampa Bay
- 4a. Gene McGuire, c (95)..... Notre Dame (choice acquired from Seattle for RB Rueben Mayes)
- 4b. Sean Lumpkin, s (106)..... Minnesota
- 5a. traded to Houston for RB Allen Pinkett
- 5b. Torrance Small, wr (138)..... Alcorn St. (choice acquired from Detroit for WR Brett Perriman)
6. Kary Vincent, cb (164)..... Texas A&M
7. traded to L.A. Raiders for S Vencie Glenn
8. Robert Stewart, nt (218)..... Alabama
9. Donald Jones, lb (245)..... Washington
10. Marcus Dowdell, wr (276)..... Tennessee St.
11. Mike Gislser, g (303)..... Houston
12. Scott Adell, t (330)..... North Carolina St.

1993 Draft

Held April 25-26, 1993

- 1a. William Roaf, t (8)..... Louisiana Tech (choice acquired from Detroit for LB Pat Swilling)
- 1b. Irv Smith, te (20)..... Notre Dame (choice acquired from Phoenix through San Francisco in exchange of first-round picks)
2. Reggie Freeman, lb (53)..... Florida St.
3. traded to San Francisco as part of exchange of first-round picks
- 4a. Lorenzo Neal, fb (89)..... Fresno St. (choice acquired from Detroit for LB Pat Swilling)
- 4b. Derek Brown, rb (109)..... Nebraska
5. Tyrone Hughes, cb (137)..... Nebraska
6. Ronnie Dixon, nt (165)..... Cincinnati
7. Othello Henderson, s (193)..... UCLA
8. Jon Kirksey, nt (221)..... Cal St.-Sacramento

1994 Draft

Held April 24-25, 1994

- 1a. traded to N.Y. Jets (12) (swapped 1st-round picks with N.Y. Jets)
- 1b. Joe Johnson, de (13)..... Louisville (choice acquired from N.Y. Jets)
2. Mario Bates, rb (44)..... Arizona St.
3. Winfred Tubbs, lb (79)..... Texas
4. Doug Nussmeier, qb (116)..... Idaho
- 5a. Herman Carroll, de (142)..... Mississippi St.
- 5b. Craig Novitsky, g (143)..... UCLA (choice acquired from N.Y. Jets in above trade)
6. Derrell Mitchell, wr (176)..... Texas Tech
7. Lance Lundberg, t (213)..... Nebraska

1995 Draft

Held April 22-23, 1995

1. Mark Fields, lb (13)..... Washington St.
2. Ray Zellars, fb (44)..... Notre Dame
3. Mike Versteegen, t (75)..... Wisconsin
4. Dameian Jeffries, de (108)..... Alabama
5. William Strong, cb (148)..... North Carolina St.
6. Lee DeRamus, wr (184)..... Wisconsin
- 7a. traded to Rams for QB Jim Everett
- 7b. Travis Davis, s (242)..... Notre Dame (Compensatory)

1996 Draft

Held April 20-21, 1996

1. Alex Molden, cb (11)..... Oregon
2. Je'Rod Cherry, cb (40)..... California
3. Brady Smith, de (70)..... Colorado St.
4. Ricky Whittle, rb (103)..... Oregon
- 5a. Mercury Hayes, wr (136)..... Michigan (from Baltimore for CB Reginald Jones)
- 5b. Tom Ackerman, g (145)..... Eastern Washington
- 5c. Terry Guess, wr (165)..... Gardner-Webb (Compensatory)
- 6a. Keno Hills, t (179)..... Southwestern Louisiana
- 6b. Toderick Malone, wr (204)..... Alabama (Compensatory)
- 7a. traded to Oakland for DT Willie Broughton
- 7b. Henry Lusk, te (246)..... Utah (Compensatory)

1997 Draft

Held April 19-20, 1997

- 1a. traded to Oakland for #10, #39, #107, WR Daryl Hobbs (2)

- 1b. Chris Naeole, g (10)..... Colorado (choice acquired from Oakland for #2, #166)
- 2a. Rob Kelly, s (33)..... Ohio St.
- 2b. Jared Tomich, de (39)..... Nebraska (choice acquired from Oakland for #2, #166)
3. Troy Davis, rb (62)..... Iowa St.
- 4a. Danny Wuerffel, qb (99)..... Florida
- 4b. traded to Houston for #116, #165 (from Oakland for #2, #166)
- 4c. Keith Poole, wr (116)..... Arizona St. (choice acquired from Kansas City through Houston)
5. traded to Washington for QB Heath Shuler (132)
- 6a. Nicky Savoie, te (165)..... LSU (from Atlanta through Houston)
- 6b. Traded to Oakland for #10, #39, #107, WR Daryl Hobbs (166)
7. Traded to Oakland for DT Austin Robbins (203)

1998 Draft

Held April 18-19, 1998

1. Kyle Turley, t (7)..... San Diego St.
2. Cameron Cleeland, te (40)..... Washington
3. traded to Washington for QB Heath Shuler (69)
- 4a. Fred Weary, cb (97)..... Florida (choice acquired from Oakland for CB Eric Allen)
- 4b. Julian Pittman, de (99)..... Florida St.
5. Wilmont Perry, rb (132)..... Livingstone
6. Chris Bordanio, lb (161)..... SMU
- 7a. traded to Carolina for S Chad Cota (196)
- 7b. Andy McCullough, wr (204)..... Tennessee (choice acquired from Seattle for WR Daryl Hobbs)
- 7c. Ron Warner, lb (239)..... Kansas (Compensatory)

1999 Draft

Held April 17-18, 1999

- 1a. Ricky Williams, rb (5)..... Texas (choice acquired from Washington for 1st (12), 3rd (71), ... 4th (107), 5th (144), 6th (179) & 7th (218) round draft choices and 1st & 3rd in 2000 NFL Draft)
- 1b. traded to Washington Redskins (12)
2. traded to St. Louis Rams for WR Eddie Kennison (41)
3. traded to Washington Redskins (71)
4. traded to Washington Redskins (107)
5. traded to Washington Redskins (144)
6. traded to Washington Redskins (179)
7. traded to Washington Redskins (218)

2000 Draft

Held April 15-16, 2000

1. Traded to Washington for #5 in 1999 (2)
2. Darren Howard, de (33)..... Kansas St.
3. Traded to Washington for #5 in 1999 (64)
4. Terrelle Smith, fb (96)..... Arizona St.
- 5a. Tutan Reyes, t (131)..... Mississippi
- 5b. From Chicago for WR Eddie Kennison to Indianapolis for #158 & #195
- 5c. Austin Wheatley, te (158)..... Iowa (choice acquired from Indianapolis with #195 for #138)
- 5d. Chad Morton, rb (166)..... Southern California (Compensatory)
- 6a. Marc Bulger, qb (168)..... West Virginia
- 6b. Michael Hawthorne, cb (195)..... Purdue (choice acquired from Indianapolis with #158 for #138)
- 6c. Sherrod Gideon, wr (200)..... Southern Mississippi (Compensatory)
- 7a. traded to Kansas City in exchange for defensive coordinator Ron Zook (208)
- 7b. Kevin Houser, fb (228)..... Ohio St.

(choice acquired from Kansas City along with defensive coordinator Ron Zook for #208)

2001 Draft

Held April 21-22, 2001

1. Deuce McAllister, rb (23) Mississippi
2. traded to Dallas for #70 & #81
3. traded to Green Bay for qb Aaron Brooks and te Lamont Hall
- 3a. Sedrick Hodge, lb (70) North Carolina (choice acquired from Dallas)
- 3b. Kenny Smith, dt (81) Alabama (choice acquired from Indianapolis through Dallas)
4. Moran Norris, fb (115) Kansas
5. Onome Ojo, wr (153) Cal-Davis
6. Mitch White, t (185) Oregon St.
7. Ennis Davis, dt (221) Southern California

2002 Draft

Held April 20-21, 2002

- 1a. Donte' Stallworth, wr (13) Tennessee
- 1b. Charles Grant, de (25) Georgia (choice acquired from Miami with #125 for RB Ricky Williams & #114)
2. LeCharles Bentley, c (44) Ohio St.
3. James Allen, lb (82) Oregon St.
4. Keyuo Craver, cb (125) Nebraska (choice acquired from Miami)
5. Mel Mitchell, s (150) Western Kentucky
- 6a. J.T. O'Sullivan, qb (186) Cal-Davis
- 6b. John Gilmore, te (196) Penn St. (choice acquired from N.Y. Jets for RB Chad Morton)
7. Derrius Monroe, de (224) Virginia Tech

2003 Draft

Held April 26-27, 2003

1. Johnathan Sullivan, dt (6) Georgia (choice acquired from Arizona for the Saints' two 1st round picks (#17 and #18). As part of the trade, the two clubs swapped second-round picks and the Saints received Arizona's fourth-round selection.)
2. Jonathan Stinchcomb, t (37) Georgia (choice acquired from Arizona in exchange of second-round picks; Arizona received #54)
- 3a. (# 78, from Kansas City for T William Roaf) choice traded to New England for S Tebucky Jones, along with a seventh-round choice (239) and a fourth-round pick in 2004.

- 3b. Cie Grant, lb (86) Ohio State
- 4a. Montrae Holland, g (102) (choice acquired from Arizona as part of trade of first-round picks)
- 4b. (#118), choice traded to Cincinnati for RB Curtis Keaton
5. Melvin Williams, de (155) Kansas State
- 6a. (#190), choice traded to Minnesota for QB Todd Bouman
- 6b. Kareem Kelly, wr (203) Southern California (choice acquired from Seattle Seahawks, through Green Bay, for DT Norman Hand)
- 7a. Talman Gardner, wr (231) Florida State
- 7b. (#239, from Indianapolis for RB Ricky Williams), choice traded to New England for S Tebucky Jones.

All-Time Draft Summary

ALL-TIME DRAFT SUMMARY

In 36 college drafts, the Saints have selected 459 players from 157 different colleges & universities.

BY POSITION: 71 RB; 58 LB; 58 WR; 49 CB; 38 OT; 37 OG; 37 DE; 33 S; 27 DT; 26 TE; 17 QB; 9 C; 5 P; & 3 K.
MOST BY COLLEGE: 14 - Southern California; 13 - Nebraska; 10 - Notre Dame; 9 - Ohio State; 8 - Florida State, Georgia, Michigan, Missouri, Oklahoma, Tennessee and Tulane; 7 - Florida, LSU and Mississippi; 6 - Colorado, Kansas, San Diego State, Washington State and West Virginia; 5 - Alabama, Houston, Minnesota, Mississippi State, North Carolina, North Carolina State, Pittsburgh, Purdue, Southern, Texas, Tulsa, Virginia, Washington and Wisconsin.

PLAYERS FROM AREA SCHOOLS:

LSU: Tommy Morel (1969), Steve Rogers (1975), Hokie Gajan (1981), Eric Martin (1985), Dalton Hilliard (1986), Michael Mayes (1989), Nicky Savoie (1997).

Mississippi: Dan Sartin (1968), Glenn Cannon (1970), Archie Manning (1971), Wimpy Winther (1971), Paul Dongieux (1972), Tutan Reyes (2000), Deuce McAllister (2001).

Mississippi State: Marcus Rhoden (1967), Patrick Swoopes (1986), Fred Hadley (1989), James Williams (1990), Herman Carroll (1994).

Southern: Richard Neal (1969), Willie Davenport (1970), James Elder (1971), Nathan Besant (1978), Vincent Fizer (1988).

Tulane: Bart Graves (1971), Steve Barrios (1972), Rusty Lachaussee (1972), Tommy Thibodeaux (1974), Mike Truax (1974), Charles Hall (1975), Marvin Lewis (1982), Treg Songy (1985).

Date	Score	Site	Attendance
ABC Monday Night Football (6-13)			
Sept. 25, 1972	Kansas City 20, New Orleans 17	Tulane Stadium	70,793
Sept. 24, 1973	Dallas 40, New Orleans 3	Texas Stadium	52,715
Nov. 25, 1974	Pittsburgh 28, New Orleans 7	Tulane Stadium	71,907
Dec. 3, 1979	Oakland 42, New Orleans 35	Louisiana Superdome	65,541
Nov. 24, 1980	L.A. Rams 27, New Orleans 7	Louisiana Superdome	53,448
Nov. 21, 1983	N.Y. Jets 31, New Orleans 28	Louisiana Superdome	68,606
Nov. 19, 1984	New Orleans 27, Pittsburgh 24	Louisiana Superdome	66,005
Oct. 3, 1988	New Orleans 20, Dallas 17	Louisiana Superdome	68,474
Nov. 6, 1989	San Francisco 31, New Orleans 13	Candlestick Park	60,667
Dec. 18, 1989	New Orleans 30, Philadelphia 20	Louisiana Superdome	59,218
Sept. 10, 1990	San Francisco 13, New Orleans 12	Louisiana Superdome	68,629
Dec. 31, 1990	New Orleans 20, L.A. Rams 17	Louisiana Superdome	68,647
Dec. 16, 1991	New Orleans 27, L.A. Raiders 0	Louisiana Superdome	68,625
Nov. 23, 1992	New Orleans 20, Washington 3	Louisiana Superdome	68,591
Nov. 22, 1993	San Francisco 42, New Orleans 7	Candlestick Park	66,500
Dec. 20, 1993	N.Y. Giants 24, New Orleans 14	Louisiana Superdome	69,036
Nov. 28, 1994	San Francisco 35, New Orleans 14	Louisiana Superdome	61,304
Dec. 19, 1994	Dallas 24, New Orleans 16	Louisiana Superdome	67,323
Dec. 17, 2001	St. Louis 34, New Orleans 21	Louisiana Superdome	70,332

Sunday Night (7-10)			
Oct. 21, 1984	Dallas 30, New Orleans 27 ot (ABC)	Texas Stadium	50,966
Nov. 27, 1988	N.Y. Giants 13, New Orleans 12 (ESPN)	Louisiana Superdome	66,526
Nov. 26, 1989	L.A. Rams 20, New Orleans 17 ot (ESPN)	Louisiana Superdome	64,274
Sept. 15, 1991	New Orleans 24, L.A. Rams 7 (TNT)	Louisiana Superdome	68,583
Nov. 24, 1991	Atlanta 23, New Orleans 20 ot (ESPN)	Louisiana Superdome	68,591
Sept. 27, 1992	San Francisco 16, New Orleans 10 (TNT)	Louisiana Superdome	68,591
Oct. 11, 1992	New Orleans 13, L.A. Rams 10 (TNT)	Louisiana Superdome	68,591
Sept. 5, 1993	New Orleans 33, Houston 21 (TNT)	Louisiana Superdome	69,029
Dec. 11, 1994	New Orleans 29, Atlanta 20 (ESPN)	Georgia Dome	61,307
Nov. 26, 1995	New Orleans 34, Carolina 26 (ESPN)	Louisiana Superdome	39,580
Nov. 3, 1996	San Francisco 24, New Orleans 17 (ESPN)	Louisiana Superdome	53,297
Oct. 5, 1997	New Orleans 20, Chicago 17 (TNT)	Soldier Field	58,865
Nov. 22, 1998	San Francisco 31, New Orleans 20 (ESPN)	3Com Park	68,429
Nov. 21, 1999	Jacksonville 41, New Orleans 23 (ESPN)	ALLTEL Stadium	69,772
Nov. 4, 2001	N.Y. Jets 16, New Orleans 9 (ESPN)	Louisiana Superdome	70,020
Dec. 30, 2001	Washington 10, New Orleans 10 (ESPN)	Louisiana Superdome	70,020
Dec. 1, 2002	New Orleans 23, Tampa Bay 20 (ESPN)	Louisiana Superdome	68,226

Thursday Night (1-0)			
Dec. 3, 1992	New Orleans 22, Atlanta 14 (ESPN)	Louisiana Superdome	68,591

Home games in bold
Record in Prime Time: 14-23 (ABC 6-14; ESPN 4-8; TNT 4-1)

Saints Hall of Fame

The Saints Hall of Fame Museum is dedicated to preserving the history of the New Orleans Saints and honoring deserving Saints players. Memorabilia and exhibits showcase the history of the franchise as well as Saints highlight films and interactive exhibits. Induction weekend is usually held in early November. The Saints Hall of Fame is located at 415 Williams Blvd in Kenner's Rivertown.

HALL OF FAME INDUCTEES

- 1988: QB Archie Manning, WR Danny Abramowicz
 1989: S Tommy Myers, K Tom Dempsey
 1990: QB Billy Kilmer
 1991: NT Derland Moore, RB Tony Galbreath
 1992: RB George Rogers, G Jake Kupp, C John Hill
 1993: LB Joe Federspiel
 1994: GM Jim Finks, TE Henry Childs
 1995: DE Bob Pollard, DE Doug Atkins
 1996: CB Dave Whitsell, DB Dave Waymer
 1997: LB Rickey Jackson, T Stan Brock
 1998: RB Dalton Hilliard, LB Sam Mills
 1999: QB Bobby Hebert, WR Eric Martin
 2000: LB Vaughan Johnson, LB Pat Swilling

- 2001: TE Hoby Brenner, DE Jim Wilks
 2002: Coach Jim Mora, DE Frank Warren
 2003: DE Wayne Martin, G/T Jim Dombrowski

JOE GEMELLI "FLEUR-DE-LIS" AWARD

(Awarded yearly to a person who has contributed to the betterment of the Saints organization)

- 1989: Al Hirt
 1990: Joe Gemelli
 1991: Dave Dixon
 1992: Charlie Kertz
 1993: Wayne Mack
 1994: Erby Aucoin
 1995: Aaron Broussard
 1996: Marie Knutson
 1997: Angela Hill
 1998: Joe Impastato
 1999: Frank Wilson
 2000: Bob Remy
 2001: Peter (Champ) Clark
 2002: Dean Kleinschmidt
 2003: Jim Fast

! worth noting

The Beginning of the End

DE Darren Howard led the Saints with eight sacks in 2002. No defender in club history has posted more sacks than Howard in their first three seasons with the club:

MOST SACKS IN FIRST THREE SEASONS



Player, Years	Sacks
1. DE Darren Howard (2000-02)	25.0
1. DT La'Roi Glover (1997-98)	25.0
3. LB Rickey Jackson (1981-83)	24.5
4. LB Pat Swilling (1986-88)	21.5
4. DE James Geathers (1984-86)	21.5

Howard had a career-high three sacks at Washington (10/13/02) and was named the NFC Defensive Player of the Week.

LECHARLESBENTLEY

It didn't take long for veteran NFL observers to realize the Saints had found one of the league's top young offensive linemen in LeCharles Bentley.

Hard nosed and driven, Bentley has the size, strength and disposition to rank among the best at his position for years to come.



SPECIFICS

SAINTS

2003 NFL PRESEASON SCHEDULE

Hall Of Fame Weekend — Aug. 2-4 (All times local at stadium)

Saturday, Aug. 2 (American Bowl)

NY Jets vs. Tampa Bay (Tokyo) ESPN2
6 p.m. (Tokyo)
ESPN (Re-air) (7 p.m. CT)

Monday, August 4 (Hall of Fame Game)

Green Bay vs. Kansas City (Canton, Ohio) ABC
7 p.m. (CT)

WEEK 1 — AUG. 7-11

Thursday, Aug. 7

3. NY Giants at New England ESPN
8 p.m. (ET)

Friday, Aug. 8

4. Tampa Bay at Miami 7 p.m. (ET)
5. St. Louis at Oakland 6 p.m. (PT)

Saturday, Aug. 9

6. Pittsburgh at Detroit 12:30 p.m. (ET)
7. Green Bay at Atlanta 8 p.m. (ET)
8. Buffalo at Baltimore 8 p.m. (ET)
9. Washington at Carolina 8 p.m. (ET)
10. Jacksonville at Minnesota 7 p.m. (CT)
11. Cleveland at Tennessee 7 p.m. (CT)
12. Indianapolis at Chicago 7:05 p.m. (CT)
13. Denver at Houston 7:30 p.m. (CT)
14. San Francisco at Kansas City 7:30 p.m. (CT)
15. Dallas at Arizona 7 p.m. (MST)
16. San Diego at Seattle 7 p.m. (PT)

Sunday, Aug. 10

17. Cincinnati at NY Jets 1 p.m. (ET)

Monday, Aug. 11

18. Philadelphia at New Orleans ESPN
7 p.m. (CT)

WEEK 2 — AUG. 14-18

Thursday, Aug. 14

19. Oakland at San Francisco FOX
5 p.m. (PT)

Friday, Aug. 15

20. Green Bay at Cleveland CBS
8 p.m. (ET)
21. Miami at Jacksonville 7:30 p.m. (ET)
22. Houston at Dallas 7 p.m. (CT)
23. Seattle at Indianapolis 7 p.m. (ET)
24. Carolina at NY Giants 8 p.m. (ET)

Saturday, Aug. 16

25. Buffalo at Tennessee ESPN
7 p.m. (CT)
26. Detroit at Cincinnati 7:30 p.m. (ET)
27. Philadelphia at Pittsburgh 7:30 p.m. (ET)
28. Baltimore at Atlanta 8 p.m. (ET)

29. New Orleans at NY Jets 8 p.m. (ET)

30. New England at Washington 8 p.m. (ET)
31. Denver at Chicago 7:05 p.m. (CT)
32. Minnesota at Kansas City 7:30 p.m. (CT)
33. Arizona at San Diego 7 p.m. (PT)

Monday, Aug. 18

34. Tampa Bay at St. Louis ABC
7 p.m. (CT)

WEEK 3 — AUG. 21-25

Thursday, Aug. 21

35. Dallas at Pittsburgh FOX
8 p.m. (ET)

Friday, Aug. 22

36. Atlanta at Miami CBS
8 p.m. (ET)
37. New England at Philadelphia 7:30 p.m. (ET)
38. Minnesota at Oakland 6 p.m. (PT)
39. Chicago at Arizona 7:30p (MST)

Saturday, Aug. 23

40. St. Louis at Buffalo 7 p.m. (ET)
41. Tennessee at Cincinnati 7:30 p.m. (ET)
42. Cleveland at Detroit 7:30 p.m. (ET)
43. Carolina at Green Bay 7 p.m. (CT)
44. NY Jets at N.Y. Giants 8 p.m. (ET)
45. Jacksonville at Tampa Bay 8 p.m. (ET)
46. Baltimore at Washington 8 p.m. (ET)
47. San Diego at Houston 7:30 p.m. (CT)

48. New Orleans at San. Fran. 6 p.m. (PT)

49. Kansas City at Seattle 7 p.m. (PT)

Monday, August 25

50. Indianapolis at Denver ABC
6 p.m. (MT)

WEEK 4 — AUG. 27-31

Wednesday, Aug. 27

51. Chicago at New England 8 p.m. (ET)

Thursday, Aug. 28

52. Detroit at Buffalo 7 p.m. (ET)
53. NY Jets at Philadelphia 7 p.m. (ET)
54. NY Giants at Baltimore 8 p.m. (ET)
55. Atlanta at Cleveland 8 p.m. (ET)
56. Oakland at Dallas 7 p.m. (CT)
57. Tennessee at Green Bay 7 p.m. (CT)
58. Washington at Jacksonville 8 p.m. (ET)
59. Arizona at Minnesota 7 p.m. (CT)

60. Miami at New Orleans 7 p.m. (CT)

61. Kansas City at St. Louis 7 p.m. (CT)
62. Houston at Tampa Bay 8 p.m. (ET)

Friday, Aug. 29

63. Pittsburgh at Carolina 8 p.m. (ET)
64. Cincinnati at Indianapolis 7 p.m. (EST)
65. Seattle at Denver 8 p.m. (MT)
66. San Francisco at San Diego 7 p.m. (PT)

SPECIFICS



2003NFLSCHEDULE

(All times local)

Week 1 (FOX-TV National Weekend)

Thu, Sep 4
NY Jets vs Washington 9 p.m.

Sun, Sep 7
New England vs Buffalo 1 p.m.
Denver vs Cincinnati 1 p.m.
Indianapolis vs Cleveland 1 p.m.
San Diego vs Kansas City 1 p.m.
Houston vs Miami 1 p.m.
St. Louis vs NY Giants 1 p.m.
Baltimore vs Pittsburgh 1 p.m.
Arizona vs Detroit 1 p.m.
Minnesota vs Green Bay 12 p.m.
Jacksonville vs Carolina 1 p.m.
Chicago vs San Francisco 1:15 p.m.
New Orleans vs Seattle 1:15 p.m.
Atlanta vs Dallas 3:15 p.m.
Oakland vs Tennessee 8:30 p.m.

Mon, Sep 8
Tampa Bay vs Philadelphia 9 p.m.

Week 2 (CBS-TV National Weekend)

Sun, Sep 14
Washington vs Atlanta 1 p.m.
Detroit vs Green Bay 12 p.m.
Tennessee vs Indianapolis 12 p.m.
Pittsburgh vs Kansas City 12 p.m.
San Francisco vs St. Louis 12 p.m.
Houston vs New Orleans 12 p.m.
Miami vs NY Jets 1 p.m.
Buffalo vs Jacksonville 1 p.m.
Cleveland vs Baltimore 1 p.m.
Seattle vs Arizona 2:05 p.m.
Carolina vs Tampa Bay 4:05 p.m.
Denver vs San Diego 1:15 p.m.
New England vs Philadelphia 4:15 p.m.
Cincinnati vs Oakland 1:15 p.m.
Chicago vs Minnesota 7:30 p.m.

Mon, Sep 15
Dallas vs NY Giants 9 p.m.

Week 3 (CBS-TV National Weekend)

Bye Week: Chicago, Dallas, Philadelphia, Carolina

Sun, Sep 21
Tampa Bay vs Atlanta 1 p.m.
Pittsburgh vs Cincinnati 1 p.m.
Minnesota vs Detroit 1 p.m.
New Orleans vs Tennessee 1 p.m.
Jacksonville vs Indianapolis 12 p.m.
NY Jets vs New England 1 p.m.
Kansas City vs Houston 1 p.m.
St. Louis vs Seattle 1:05 p.m.
NY Giants vs Washington 4:05 p.m.
Green Bay vs Arizona 2:05 p.m.
Baltimore vs San Diego 1:15 p.m.
Cleveland vs San Francisco 1:15 p.m.
Buffalo vs Miami 8:30 p.m.

Mon, Sep 22
Oakland vs Denver 7 p.m.

Week 4 (FOX-TV National Weekend)

Bye Week: Miami, NY Giants, Seattle, Tampa Bay

Sun, Sep 28
Philadelphia vs Buffalo 1 p.m.
Cincinnati vs Cleveland 1 p.m.
Arizona vs St. Louis 12 p.m.
San Francisco vs Minnesota 12 p.m.
Tennessee vs Pittsburgh 1 p.m.
New England vs Washington 1 p.m.
Atlanta vs Carolina 1 p.m.
Kansas City vs Baltimore 1 p.m.
Jacksonville vs Houston 1 p.m.
San Diego vs Oakland 1:05 p.m.
Dallas vs NY Jets 4:15 p.m.
Detroit vs Denver 2:15 p.m.
Indianapolis vs New Orleans 7:30 p.m.

Mon, Sep 29
Green Bay vs Chicago 8 p.m.

Week 5 (FOX-TV National Weekend)

Bye Week: St. Louis, NY Jets, Baltimore, Houston

Sun, Oct 5
Minnesota vs Atlanta 1 p.m.
Cincinnati vs Buffalo 1 p.m.
Oakland vs Chicago 12 p.m.
Arizona vs Dallas 12 p.m.
Seattle vs Green Bay 12 p.m.
Denver vs Kansas City 12 p.m.
Tennessee vs New England 1 p.m.
Miami vs NY Giants 1 p.m.
New Orleans vs Carolina 1 p.m.
San Diego vs Jacksonville 4:05 p.m.
Detroit vs San Francisco 1:15 p.m.
Washington vs Philadelphia 4:15 p.m.
Cleveland vs Pittsburgh 8:30 p.m.

Mon, Oct 6
Indianapolis vs Tampa Bay 9 p.m.

Week 6 (CBS-TV National Weekend)

Bye Week: Cincinnati, Detroit, Minnesota, San Diego

Sun, Oct 12
Kansas City vs Green Bay 12 p.m.
Houston vs Tennessee 1 p.m.
Carolina vs Indianapolis 12 p.m.
NY Giants vs New England 1 p.m.
Chicago vs New Orleans 12 p.m.
Oakland vs Cleveland 1 p.m.
Philadelphia vs Dallas 12 p.m.
Tampa Bay vs Washington 1 p.m.
Miami vs Jacksonville 1 p.m.
Pittsburgh vs Denver 2:15 p.m.
Buffalo vs NY Jets 4:15 p.m.
Baltimore vs Arizona 2:15 p.m.
San Francisco vs Seattle 6:30 p.m.

Mon, Oct 13
Atlanta vs St. Louis 9 p.m.

2003NFLSCHEDULE

Week 7 (FOX-TV National Weekend)

Bye Week: Indianapolis, Arizona, Pittsburgh, Jacksonville

Sun, Oct 19
New Orleans vs Atlanta 1 p.m.
Washington vs Buffalo 1 p.m.
Baltimore vs Cincinnati 1 p.m.
San Diego vs Cleveland 1 p.m.
Dallas vs Detroit 1 p.m.
Green Bay vs St. Louis 12 p.m.
New England vs Miami 1 p.m.
Denver vs Minnesota 12 p.m.
Philadelphia vs NY Giants 1 p.m.
Tennessee vs Carolina 1 p.m.
NY Jets vs Houston 3:05 p.m.
Tampa Bay vs San Francisco 1:15 p.m.
Chicago vs Seattle 1:15 p.m.

Mon, Oct 20
Kansas City vs Oakland 6:00 p.m.

Week 8 (CBS-TV National Weekend)

Bye Week: Atlanta, Green Bay, Oakland, Washington

Sun, Oct 26
Detroit vs Chicago 12 p.m.
Seattle vs Cincinnati 1 p.m.
NY Giants vs Minnesota 12 p.m.
Cleveland vs New England 1 p.m.
Carolina vs New Orleans 12 p.m.
St. Louis vs Pittsburgh 1 p.m.
Dallas vs Tampa Bay 1 p.m.
Tennessee vs Jacksonville 1 p.m.
Denver vs Baltimore 1 p.m.
San Francisco vs Arizona 2:05 p.m.
NY Jets vs Philadelphia 4:15 p.m.
Houston vs Indianapolis 3:15 p.m.
Buffalo vs Kansas City 7:30 p.m.

Mon, Oct 27
Miami vs Chicago 6 p.m.

Week 9 (FOX-TV National Weekend)

Bye Week: Buffalo, Cleveland, Tennessee, Kansas City

Sun, Nov 2
San Diego vs Chicago 12 p.m.
Washington vs Dallas 12 p.m.
Oakland vs Detroit 1 p.m.
Indianapolis vs Miami 1 p.m.
NY Giants vs NY Jets 1 p.m.
New Orleans vs Tampa Bay 1 p.m.
Jacksonville vs Baltimore 1 p.m.
Carolina vs Houston 12 p.m.
Cincinnati vs Arizona 2:05 p.m.
Pittsburgh vs Seattle 1:05 p.m.
Philadelphia vs Atlanta 4:15 p.m.
St. Louis vs San Francisco 1:15 p.m.
Green Bay vs Minnesota 7:30 p.m.

Mon, Nov 3
New England vs Denver 9 p.m.

Week 10 (CBS-TV National Weekend)

Bye Week: Denver, New England, New Orleans, San Francisco

Sun, Nov 9
Chicago vs Detroit 1 p.m.
Miami vs Tennessee 1 p.m.
Cleveland vs Kansas City 12 p.m.
Houston vs Cincinnati 1 p.m.
Atlanta vs NY Giants 1 p.m.
Arizona vs Pittsburgh 1 p.m.
Seattle vs Washington 1 p.m.
Tampa Bay vs Carolina 1 p.m.
Indianapolis vs Jacksonville 1 p.m.
Minnesota vs San Diego 1:05 p.m.
Buffalo vs Dallas 3:15 p.m.
NY Jets vs Oakland 1:15 p.m.
Baltimore vs St. Louis 7:30 p.m.

Mon, Nov 10
Philadelphia vs Green Bay 8 p.m.

Week 11 (FOX-TV National Weekend)

Sun, Nov 16
Houston vs Buffalo 1 p.m.
St. Louis vs Chicago 12 p.m.
Kansas City vs Cincinnati 1 p.m.
Arizona vs Cleveland 1 p.m.
Jacksonville vs Tennessee 1 p.m.
Baltimore vs Miami 1 p.m.
Atlanta vs New Orleans 12 p.m.
NY Giants vs Philadelphia 1 p.m.
Washington vs Carolina 1 p.m.
NY Jets vs Indianapolis 4:05 p.m.
San Diego vs Denver 2:05 p.m.
Minnesota vs Oakland 1:15 p.m.
Detroit vs Seattle 1:15 p.m.
Green Bay vs Tampa Bay 4:15 p.m.
Dallas vs New England 8:30 p.m.

Mon, Nov 17
Pittsburgh vs San Francisco 9 p.m.

Week 12 (CBS-TV National Weekend)

Sun, Nov 23
Indianapolis vs Buffalo 1 p.m.
Pittsburgh vs Cleveland 1 p.m.
Carolina vs Dallas 12 p.m.
Detroit vs Minnesota 12 p.m.
Jacksonville vs NY Jets 1 p.m.
New Orleans vs Philadelphia 1 p.m.
San Francisco vs Green Bay 12 p.m.
Seattle vs Baltimore 1 p.m.
New England vs Houston 12 p.m.
St. Louis vs Arizona 2:05 p.m.
Chicago vs Denver 2:05 p.m.
Cincinnati vs San Diego 1:15 p.m.
Oakland vs Kansas City 3:15 p.m.
Tennessee vs Atlanta 4:15 p.m.
Washington vs Miami 8:30 p.m.

Mon, Nov 24
NY Giants vs Tampa Bay 9 p.m.

2003NFLSCHEDULE

Week 13 (CBS-TV National Weekend)

Thu, Nov 27

Green Bay vs Detroit	12:30 p.m.
Miami vs Dallas	3:05 p.m.

Sun, Nov 30

Philadelphia vs Carolina	1 p.m.
San Francisco vs Baltimore	1 p.m.
Atlanta vs Houston	12 p.m.
Arizona vs Chicago	12 p.m.
New England vs Indianapolis	1 p.m.
Minnesota vs St. Louis	12 p.m.
Buffalo vs NY Giants	1 p.m.
Cincinnati vs Pittsburgh	1 p.m.
New Orleans vs Washington	4:05 p.m.
Kansas City vs San Diego	1:15 p.m.
Cleveland vs Seattle	1:15 p.m.
Denver vs Oakland	1:15 p.m.
Tampa Bay vs Jacksonville	8:30 p.m.

Mon, Dec 1

Tennessee vs NY Jets	9 p.m.
----------------------	--------

Week 14 (CBS-TV National Weekend)

Sun, Dec 7

San Diego vs Detroit	1 p.m.
Chicago vs Green Bay	12 p.m.
Indianapolis vs Tennessee	1 p.m.
Seattle vs Minnesota	12 p.m.
Tampa Bay vs New Orleans	12 p.m.
Washington vs NY Giants	1 p.m.
Dallas vs Philadelphia	1 p.m.
Oakland vs Pittsburgh	1 p.m.
Houston vs Jacksonville	1 p.m.
Cincinnati vs Baltimore	1 p.m.
Arizona vs San Francisco	1:05 p.m.
Miami vs New England	4:15 p.m.
NY Jets vs Buffalo	4:15 p.m.
Kansas City vs Denver	2:15 p.m.
Carolina vs Atlanta	8:30 p.m.

Mon, Dec 8

St. Louis vs Cleveland	9 p.m.
------------------------	--------

Week 15 (FOX-TV National Weekend)

Sun, Dec 14

Buffalo vs Tennessee	1 p.m.
Atlanta vs Indianapolis	1 p.m.
Detroit vs Kansas City	12 p.m.
Minnesota vs Chicago	12 p.m.
San Francisco vs Cincinnati	1 p.m.
Seattle vs St. Louis	12 p.m.
Jacksonville vs New England	1 p.m.
Pittsburgh vs NY Jets	1 p.m.
Houston vs Tampa Bay	1 p.m.
Dallas vs Washington	1 p.m.
Cleveland vs Denver	2:05 p.m.
Baltimore vs Oakland	1:05 p.m.
Carolina vs Arizona	2:15 p.m.
Green Bay vs San Diego	1:15 p.m.
NY Giants vs New Orleans	8:30 p.m.

Mon, Dec 15

Philadelphia vs Miami	9 p.m.
-----------------------	--------

Week 16 (FOX-TV National Weekend)

Sat, Dec 20

Atlanta vs Tampa Bay	1:30 p.m.
Kansas City vs Minnesota	4:00 p.m.
New England vs NY Jets	8:30 p.m.

Sun, Dec 21

Cincinnati vs St. Louis	12 p.m.
Miami vs Buffalo	1 p.m.
Washington vs Chicago	12 p.m.
Baltimore vs Cleveland	1 p.m.
NY Giants vs Dallas	12 p.m.
Detroit vs Carolina	1 p.m.
New Orleans vs Jacksonville	1 p.m.
Tennessee vs Houston	12 p.m.
San Diego vs Pittsburgh	4:05 p.m.
Arizona vs Seattle	1:15 p.m.
San Francisco vs Philadelphia	4:15 p.m.
Denver vs Indianapolis	8:30 p.m.

Mon, Dec 22

Green Bay vs Oakland	6 p.m.
----------------------	--------

Week 17 (CBS-TV National Weekend)

Sat, Dec 27

Buffalo vs New England	1:30 p.m.
Seattle vs San Francisco	2:00 p.m.
Philadelphia vs Washington	8:30 p.m.

Sun, Dec 28

Jacksonville vs Atlanta	1 p.m.
Cleveland vs Cincinnati	1 p.m.
St. Louis vs Detroit	1 p.m.
Indianapolis vs Houston	12 p.m.
Tampa Bay vs Tennessee	1 p.m.
Chicago vs Kansas City	12 p.m.
NY Jets vs Miami	1 p.m.
Dallas vs New Orleans	12 p.m.
Carolina vs NY Giants	4:05 p.m.
Minnesota vs Arizona	2:05 p.m.
Oakland vs San Diego	1:15 p.m.
Denver vs Green Bay	3:15 p.m.
Pittsburgh vs Baltimore	8:30 p.m.

POSTSEASON

Saturday, Jan. 3

AFC and NFC Wild Card Playoffs (ABC)

Sunday, Jan. 4

AFC and NFC Wild Card Playoffs (CBS and FOX)

Saturday, Jan. 10

AFC and NFC Divisional Playoffs (CBS and FOX)

Sunday, Jan. 11

AFC and NFC Divisional Playoffs (CBS and FOX)

Sunday, Jan. 18

AFC and NFC Championship Games (CBS and FOX)

Sunday, Feb. 1

Super Bowl XXXVIII at Reliant Stadium in Houston (CBS)

Sunday, Feb. 8

AFC-NFC Pro Bowl at Honolulu, Hawaii (ABC)

NFLSCHEDULEROTATION

The NFL regular season scheduling rotation for the next seven seasons under the realignment plan that went into effect in 2002:

The interconference and intraconference divisional matchups – 14 of each season's 16 games – were determined last year following extensive analysis and discussion with NFL clubs. A key factor in deciding the initial schedules was the displacement of certain teams from their traditional divisions in the new alignment.

The Saints, who teamed with Atlanta, Carolina and Tampa Bay to create the newly-formed NFC South in 2002, play home-and-home with each of their divisional rivals (six games), the four teams from another NFC division on a rotating three-year cycle (four games), the four teams from an AFC division on a rotating four-year cycle (four contests) and two intraconference games based on the prior year's standings (two games against teams in the two NFC divisions the team is not scheduled to play that season. The division champions of each division will play against each other, and the second-, third- and fourth-place teams in a each conference are matched the same way).

In 2003, the Saints as well as the remainder of the NFC South will play the teams from the NFC East (New Orleans will host the Dallas Cowboys and the New York Giants and travel to the Philadelphia Eagles and the Washington Redskins) and take on the teams from the AFC South (the Saints will host the Houston Texans and the Indianapolis Colts and travel to the Jacksonville Jaguars and the Tennessee Titans).

The two intraconference games are based on the Saints' third-place finish in the NFC South last year. So in 2003, New Orleans will host the third-place team from the NFC North (the Chicago Bears) and travel to the third-place team in the NFC West (the Seattle Seahawks).

The format adopted by the NFL in 2002 has several advantages:

- There is an increased common-opponent emphasis with every team in a division playing against 14 common opponents.
- All teams play each other on a regular basis, home and away, for a more consistent presentation of attractive games, eliminating the many schedule aberrations of the past. For instance, the Saints have not played a regular-season game at Green Bay since 1989, did not face the Indianapolis Colts from 1987-97 and did not travel to Miami from 1982-97.
- Teams are guaranteed to play all non-division opponents in their conference at least once every three years and at home at least once every six years.
- Every NFC team plays every AFC team once every four years and at home once every eight years.
- A team's record from the previous year has less of a bearing on its schedule, with only two opponents based on the previous year's standings, rather than the four of the previous system. Thus, the so-called "easy" fifth-place schedules have been eliminated.
- The division that a team is in will be less of a factor in a team's won-loss record with 10-of-16 games each season coming against non-division teams.

NEW ORLEANS SAINTS SCHEDULE ROTATION (2003-09)

Home Games	Year	Road Games
Dallas, N.Y. Giants, Houston, Indianapolis, NFC-N	2003	Philadelphia, Washington, Jacksonville, Tennessee, NFC-W
San Francisco, Seattle, Denver, Kansas City, NFC-N	2004	Arizona, St. Louis, Oakland, San Diego, NFC-E
Chicago, Detroit, Buffalo, Miami, NFC-E	2005	Green Bay, Minnesota, New England, N.Y. Jets, NFC-W
Philadelphia, Washington, Baltimore, Cincinnati, NFC-W	2006	Dallas, N.Y. Giants, Cleveland, Pittsburgh, NFC-N
Arizona, St. Louis, Jacksonville, Tennessee, NFC-E	2007	San Francisco, Seattle, Houston, Indianapolis, NFC-N
Green Bay, Minnesota, Oakland, San Diego, NFC-W	2008	Chicago, Detroit, Denver, Kansas City, NFC-E
Dallas, N.Y. Giants, New England, N.Y. Jets, NFC-N	2009	Philadelphia, Washington, Buffalo, Miami, NFC-W

NFC East: Dallas, N.Y. Giants, Philadelphia, Washington

NFC North: Chicago, Detroit, Green Bay, Minnesota

FOR MORE INFO LOG ON TO

www.neworleanssaints.com

PLAYOFF TIE-BREAKERS

Division Tie-Breakers

DIVISION TIE-BREAKERS

2 Clubs

1. Head-to-head (best won-lost-tied percentage in games between the clubs).
2. Best won-lost-tied percentage in games played within the division.
3. Best won-lost-tied percentage in common games.
4. Best won-lost-tied percentage in games played within the conference.
5. Strength of victory.
6. Strength of schedule.
7. Best combined ranking among conference teams in points scored and points allowed.
8. Best combined ranking among all teams in points scored and points allowed.
9. Best net points in common games.
10. Best net points in all games.
11. Best net touchdowns in all games.

3 or More Clubs

(Note: If 2 clubs remain tied after a 3rd club is eliminated during any step, the tiebreaker reverts back to step 1 of the 2-club format)

1. Head-to-head (best won-lost-tied percentage in games among the clubs).
2. Best won-lost-tied percentage in games played within the division.
3. Best won-lost-tied percentage in common games.
4. Best won-lost-tied percentage in games played within the conference.
5. Strength of victory.
6. Strength of schedule.
7. Best combined ranking among conference teams in points scored and points allowed.
8. Best combined ranking among all teams in points scored and points allowed.
9. Best net points in common games.
10. Best net points in all games.
11. Best net touchdowns in all games.
12. Coin flip.

Wild Card Tie-Breakers

WILD CARD TIE-BREAKERS

If it is necessary to break ties to determine the 2 Wild Card clubs from each conference, the following steps will be taken.

- A. If the tied clubs are from the same division, apply the division tiebreaker.
- B. If the tied clubs are from different divisions, apply the following steps.

2 Clubs

1. Head-to-head, if applicable.
2. Best won-lost-tied percentage in games played within the conference.
3. Best won-lost-tied percentage in common games, minimum of four.
4. Strength of victory.
5. Strength of schedule.
6. Best combined ranking among conference teams in points scored and points allowed.
7. Best combined ranking among all teams in points scored and points allowed.
8. Best net points in conference games.
9. Best net points in all games.
10. Best net touchdowns in all games.
11. Coin toss.

3 or More Clubs

(Note: If 2 clubs remain tied after 3rd or other clubs are eliminated, tiebreaker reverts to step 1 of applicable 2-club format.)

1. Apply division tie-breaker to eliminate all but the highest ranked club in each division prior to proceeding to step 2. The original seeding within a division upon application of the division tie-breaker remains the same for all subsequent applications of the procedure that are necessary to identify the Wild Card participants.
2. Head-to-head sweep. (Applicable only if one club has defeated each of the others or if one club has lost to each of the others.)
3. Best won-lost-tied percentage in games played within the conference.
4. Best won-lost-tied percentage in common games, minimum of four.

When the 1st Wild Card team has been identified, the procedure is repeated to name the 2nd Wild Card, i.e. eliminate all but the highest-ranked club in each division prior to proceeding to step 2. In situations where 3 or more teams from the same division are involved in the procedure, the original seeding of the teams remains the same for subsequent applications of the tie-breaker if the top-ranked team in that division qualifies for a Wild Card berth.

Other Tie Breaking Procedures

1. Only 1 club advances to the playoffs in any tie-breaking step. Remaining tied clubs revert to the 1st step of the applicable division or Wild Card tie breakers. As an example, if 2 clubs remain tied in any tie-breaker step after all other clubs have been eliminated, the procedure reverts to step 1 of the 2-club format to determine the winner. When 1 club wins the tie breaker, all other clubs revert to step 1 of the applicable 2-club or 3-club format.
2. In comparing records against common opponents among tied teams, the best won-lost-tied percentage is the deciding factor since teams may have played an unequal number of games.
3. To determine home-field priority among division-titlists, apply Wild Card tie-breakers.
4. To determine home-field priority for Wild Card qualifiers, apply division tie-breakers (if teams are from the same division) or Wild Card tie-breakers (if teams are from different divisions).

SAINTS FACILITY

The Saints will be able to showcase their training camp workouts to their fans in New Orleans for the first time in 2003 in large part because of the recent construction of the club's state-of-the-art, indoor practice facility.

With the unpredictable weather of southeast Louisiana throughout the year, the club has long needed an indoor practice area. No longer will the Saints be regularly forced to bus to alternative locations for practice, and other newly-built facilities were included that help complete the club's training area.

A 250-seat cafeteria is attached to the lightning-protected indoor facility, as is a 9,000 square-foot weight room with a cushioned floor. Over 8,000 square feet of maintenance and equipment storage room has also been added, and there are covered walkways connecting the covered field facility to the existing building.

Also included in the construction was the completion of a new, full-sized practice football field outside of the building, bringing the total number of fields at the facility to four. Additional paved parking areas have been included for the players, staff and public.

The existing building has also been renovated. The team's locker room was doubled in size, with new lockers installed. A large, open area is in the middle so all lockers are visible for communication and interaction between the players and coaches. A player's lounge has been built and the existing medical and rehabilitation area has also been doubled. It now includes a treadmill pool facility for injury rehab work.

Other new construction in the club's building: Expansion of the ticket area, a new staff locker room, additional coach's lockers and a new draft room. Newly-renovated areas all have freshly-carpeted floors emblazoned with the Saints' Fleur de Lis logo.

The entire club moved into the existing training facility on April 15, 1996, marking the first time in Saints' history that the team's players, coaches and staff were housed under one roof. The two-story, 65,000 square foot facility at 5800 Airline Drive in Metairie is situated on a 19.2-acre tract.

The first floor is approximately 43,000 square feet and serves primarily the needs of the players. It also consists of a reception area, ticket office, media workroom and storage.

A 1,700 square foot auditorium, which sits on the first floor, can seat 110 players for team meetings and can be divided into two rooms. On either side of the auditorium are eight smaller team meeting rooms.

Located on the second floor are offices for coaches, player personnel, video department and administrative staff.

DIRECTIONS TO SAINTS FACILITY

From Airport

Turn left onto Airline Drive. Take Airline Drive for approximately 4-5 miles and the facility is on the right.

From New Orleans/East

Take I-10 West to Clearview Parkway exit. Follow Clearview Parkway South to Airline Drive & turn right. Take Airline Drive for approximately 1.2 miles & the facility is on the left.

From Baton Rouge/West

Take I-10 East to Clearview Parkway exit. Follow Clearview Parkway South to Airline Drive & turn right. Take Airline Drive for approximately 1.2 miles & the facility is on the left.

2003 TRAINING CAMP SCHEDULE

2003 Training Camp Practice Schedule Saints Training Facility, Metairie, La. July 26 - Aug. 21

Two-A-Day Schedule

Morning Practice: 9 a.m. to 11 a.m.

Evening Practice: 7:30 p.m. to 9:30 p.m.

One-A-Day Schedule

PM Practice: 3 p.m. to 5:15 p.m.

Date

Friday, July 25

Saturday, July 26

Sunday, July 27

Monday, July 28

Tuesday, July 29

Wednesday, July 30

Thursday, July 31

Friday, Aug. 1

Saturday, Aug. 2

Sunday, Aug. 3

Monday, Aug. 4

Tuesday, Aug. 5

Wednesday, Aug. 6

Thursday, Aug. 7

Friday, Aug. 8

Saturday, Aug. 9

Sunday, Aug. 10

Monday, Aug. 11

Tuesday, Aug. 12

Wednesday, Aug. 13

Thursday, Aug. 14

Friday, Aug. 15

Saturday, Aug. 16

Sunday, Aug. 17

Monday, Aug. 18

Tuesday, Aug. 19

Wednesday, Aug. 20

Thursday, Aug. 21

Practice Schedule

Players Report at 6 p.m., Meetings

Morning Practice (Shells); Evening Practice (Indoor) (Shells)

Morning Lift Weights; Evening Practice (Shells)

Morning Practice (Shells); Evening Practice (Indoor) (Full Pads)

Morning Lift Weights; Evening Practice (Full Pads)

Morning Practice (Shells); Evening Practice (Full Pads)

Morning Lift Weights; Evening Practice (Full Pads)

Morning Practice (Shells); Evening Practice (Indoor) (Full Pads)

Morning Lift Weights; Black & Gold Scrimmage 7 p.m.

at University of Louisiana-Lafayette

Players Off

Morning Lift Weights; Evening Practice (Full Pads)

Morning Practice (Shells); Evening Practice (Full Pads)

Morning Lift Weights; Evening Practice (Full Pads)

Morning Practice (Full Pads); Evening (Players Off)

Morning Practice (Shells); Evening Practice (Full Pads)

Morning Lift Weights; Evening Practice (Shells)

Morning Practice (Shells); Evening (Players Off)

Preseason Opener: vs. Philadelphia Eagles, 7 p.m. at the Superdome

Players Off

Morning Lift Weights; Evening Practice (Shells)

Morning Practice (Shells); Evening Practice (Indoor) (Full Pads)

Team Leaves for New York

Preseason Game No. 2: at New York Jets, 7 p.m. at Giants Stadium

Players Off

Morning Lift Weights; Evening Practice (Shells)

Morning Practice (Shells); Evening Practice (Full Pads)

Morning Lift Weights; Evening Practice (Full Pads)

Morning Practice (Shells); Evening Practice (Indoor) (Full Pads);

BREAK CAMP

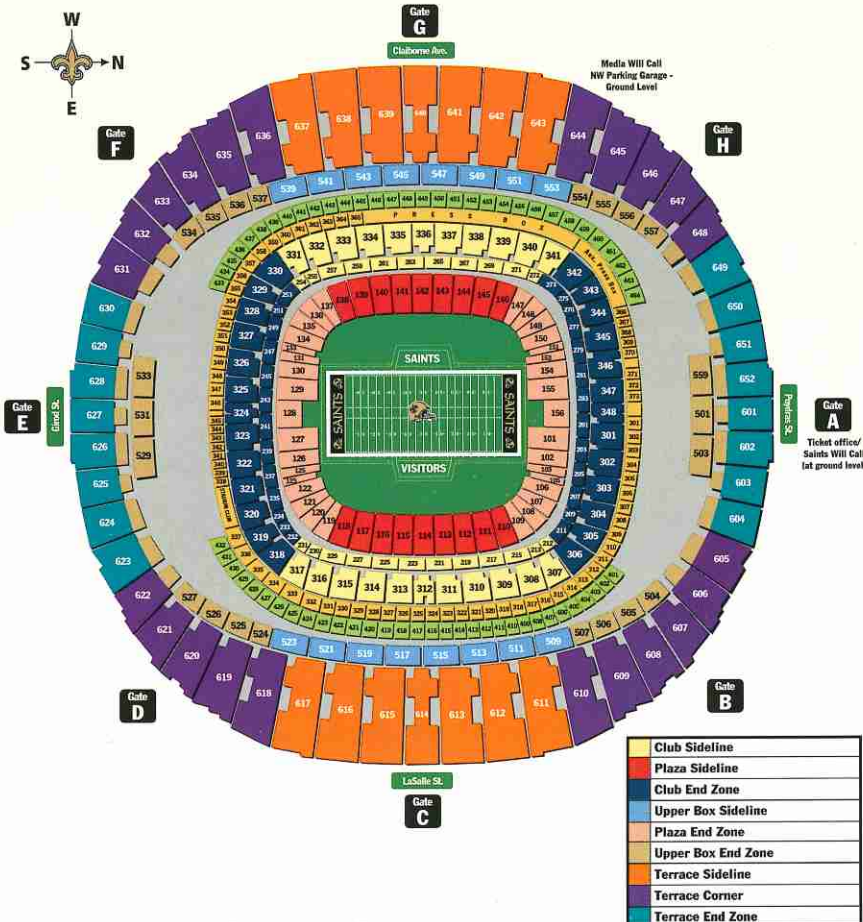
All outdoor practices at the Saints Training Facility will be open to the public. Practices noted (Indoor) will be closed to the public since it will be held inside at the Indoor Practice Facility. Training camp schedule and location of practice is subject to change at any time due to any type of weather. The Saints Media Relations Department will notify the media as soon as the change is made, which could be within one hour or less of the scheduled practice time. The Saints will practice offsite for four evening practices, those dates, times and locations have yet to be determined.

Training Camp History

1967-69:	Cal Western University; San Diego, Calif.
1970:	Bowling Green University; Bowling Green, Ohio
1971-73:	University of Southern Mississippi; Hattiesburg, Miss.
1974:	Dodgertown; Vero Beach, Fla.
1975:	Nicholls State University; Thibodaux, La.
1976-84:	Dodgertown; Vero Beach, Fla.
1985:	Louisiana Tech University; Ruston, La.
1986-87:	Southeast Louisiana University; Hammond, La.
1988-99:	University of Wisconsin-La Crosse; La Crosse, Wis.
2000-02:	Nicholls State University; Thibodaux, La.

2003: **New Orleans Saints Training Facility, Metairie, La.** - The Saints are holding their annual training camp practices at their facility this year, marking the first time in club history that the team will hold training camp in the New Orleans area or at the team's main training facility. The team's new indoor practice facility will serve as an alternate practice area during inclement weather. All outdoor training camp practices are open to the public, and the team will have a variety of family-related events surrounding training camp. As with the previous arrangement with Nicholls State, the positive social and economic impact of camp will remain in the state of Louisiana.

2003 TICKET INFORMATION



Louisiana Superdome

2003 Season Ticket Prices

	Season	Single Game
Club Sideline -	\$700*	\$150 (\$50 club fee included)
Club End zone -	\$630**	\$90
Plaza Sideline -	\$690	\$100
Plaza End zone -	\$540	\$85
Upper Box Sideline -	\$600	\$80
Upper Box End zone -	\$520	\$69
Lower Terrace Sideline -	\$400	\$65
Terrace Corner -	\$300	\$60
Terrace End zone -	\$150	
Group (Terrace Sideline)# -		\$40
Group (Terrace End zone)# -		\$35
Parking -	\$200 (not available)	

* \$500 club fee required for each seat / all seats sold as season tickets

** \$500 club fee optional for all club end zone season tickets

Must have group of 20 or more

TicketMaster Will Call - Plaza level, gates A, B or H **Game day customer service** - Ground level, gate A

FOR MORE INFO LOG ON TO

www.neworleanssaints.com

2003 TICKET INFORMATION

Single game ticket outlets

Individual game tickets are available at official Saints ticket outlets in New Orleans, Baton Rouge and throughout Mississippi at all TicketMaster outlets and via the Internet at www.ticketmaster.com. In addition, group tickets can be obtained through Saints regional offices in Baton Rouge, La. (225) 927-8626; Mississippi Gulf Coast (228) 863-9555; Lafayette, La. (337) 231-0084; Mobile, Al. (251) 479-2338; Jackson, Ms. (601) 824-4475; and Pensacola, Fl. (850) 438-7700.

Ticket Office

The New Orleans Saints Ticket Offices are located at the Saints' Metairie facility, 5800 Airline Drive and at the Louisiana Superdome, Gate A (Poydras Street) ground level. Ticket Office hours in Metairie are from 8 am - 6 pm on weekdays and 8 am - 1 pm on Saturdays. Superdome ticket office hours are 8:30 am - 5:30 pm weekdays. Ticket windows open 3 hours prior to kickoff on all game days.

Phone/Internet Orders

Use your Visa, MasterCard, Discover or American Express to order tickets by phone or mail. Mail orders will be accepted when accompanied by a certified check or money order for the total ticket amount plus \$3 handling fee. All mail orders should be sent to: Saints Ticket Office, 5800 Airline Drive, Metairie, LA 70003. TicketMaster processes all phone orders and a service charge is required on all phone orders.

For more information

Saints Ticket Office: (504) 731-1700; 877-666-1700 or www.neworleanssaints.com
TicketMaster: (504) 598-GOLD or www.ticketmaster.com.

Superdome Facts

First Game (Preseason):

Aug. 9, 1975; Oilers 13, Saints 7

First Game (Regular Season):

Sept. 28, 1975; Bengals 21, Saints 0

Total Land Area:

52 acres

Height:

273 feet

Diameter:

680 feet clear span

Concrete:

169,000 cubic yards

Structural Steel:

20,000 tons

Air Conditioning:

9,000 tons

Convention Rooms:

52

Restrooms:

102

Private Box Suites:

137

Parking Garages:

5,000 cars, 250 buses

Lighting:

19,507 fixtures

Electric Wiring:

400 miles

Aluminum Siding:

More than 550,000 sq. ft.

Area of Roof:

9.7 acres

Escalators:

32

Elevators:

10 passenger, one freight

SAINTS BROADCASTING

The New Orleans Saints have a number of team-affiliated media outlets. In addition to the weekly games broadcast on a regional radio network, the Saints have partnerships that produce weekly radio and TV programs as well as an Internet homepage.

RADIO

WWL (870 AM) is the flagship of the Saints Radio Network, and the station extends the weekly action of Saints football throughout the southeast. **Jim Henderson** handles the play-by-play duties, former Saint running back and scout **Hokie Gajan** provides color commentary and **Kenny Wilkerson** reports from the sidelines for all regular season and playoff contests. WWL also hosts the Jim Haslett Show and the Front Office Show each week during the season.

WFNO (830 AM) provides Spanish broadcasts of Saints action. **Marco Garcia** handles the play-by-play duties, while **Hector Pineda** provides the color commentary.

SAINTS RADIO NETWORK - FLAGSHIP STATIONS

New Orleans WWL 870 AM
SPANISH
New Orleans WFNO 830 AM

New Iberia
Shreveport KANE 1240 AM
Ville Platte KWKH 1130 AM
KVPI 1050 AM/92.5 FM

LOUISIANA
Alexandria KEZP 104.3 FM
Baton Rouge WJBO 1150 AM
Bogalusa WBOX 920 AM/92.9 FM
Houma/Thibodaux KTIB 640 AM
Lafayette KMDL 97.3 FM
Lake Charles KAKO 97.9 FM
Leesville KJAE 93.5 FM
Monroe KNOE 540 AM
Moreauville KLIL 92.1 FM
Morgan City KQKI 95.3 FM

MISSISSIPPI
Columbia WCJU 1450 AM
Hattiesburg WKNZ 107.1 FM
Jackson WDJX 620 AM
Meridian WKZB 93.5 FM
Natchez WQNZ 95.1 FM
Prentiss WJDR 98.3 FM

ALABAMA
Mobile WNSP 105.5 FM

TELEVISION

WWL-TV 4 (CBS) provides preseason game telecasts to the New Orleans market, including live coverage of all away games and sold-out home preseason games. Home preseason games not sold out 72 hours in advance are televised on a taped-delay basis. **Jim Henderson** describes the play-by-play and former Saints quarterback **Archie Manning** provides the color commentary for every preseason contest.

FOX 8 (WVUE-TV) will present a New Orleans Saints show every week during the season. The program features interviews with players and coaches, a review of the previous week's game and a look ahead to next week's opponent.


COX COMMUNICATIONS also presents a prime-time weekly television show, "Outside the Huddle." Hosted by **Ro Brown**, the show focuses on the community efforts of Saints' players and personnel, as well as lifestyle features and interviews.

INTERNET

The Saints' official website is the best place to find all of the information about the team on the Internet. Saints news and notes, player features and interviews and ticket and sponsorship information is available here. Fans can also sign up for a free e-newsletter that is distributed weekly, which contains up-to-the-minute updates on the Saints. For all of this, point your browser to www.neworleanssaints.com, part of the NFL.com network.



JIM HENDERSON
WWL Radio



HOKIE GAJAN
WWL Radio



KENNY WILKERSON
WWL Radio



MARCO GARCIA
WFNO Radio



HECTOR PINEDA
WFNO Radio

FOR MORE INFO LOG ONTO

www.neworleanssaints.com

2003 MEDIA GUIDELINES

NEW ORLEANS SAINTS MEDIA & PUBLIC RELATIONS DEPARTMENT

Greg Bensel, Director of Media & Public Relations
Ricky Zeller, Assistant Director of Media & Public Relations
Justin Macione, Manager of Media & Public Relations
Nicholas Karl, Assistant

Saints Front Desk

(504) 733-0255

Saints Media & Public Relations Office

(504) 733-1799

Media & Public Relations Fax

(504) 731-1888

GAMEDAY MEDIA POLICIES

MEDIA GATE

Media entrance for Saints games at the Louisiana Superdome is located on the ground level of the Northwest Parking Garage (side nearest the Claiborne Ave. overpass) near the center of the building. The media entrance opens four hours prior to kickoff. Media Will Call is located at this entrance as well.

CREDENTIAL REQUESTS

Superdome press box space is reserved for the working news media. Requests should be made at least one week in advance and directed to Greg Bensel, Director of Media & Public Relations, New Orleans Saints, 5800 Airline Drive, Metairie, LA 70003. Please fax your request to (504) 731-1888 or e-mail your request to: karln@saints.nfl.com.

Credential requests will not be honored on gameday. Press box media are not allowed on the field at any time, including pre-game and post-game. Interviews are not allowed with Saints players as they leave the field.

TELEVISION & RADIO

Network television, network radio and visiting radio are assigned numbered booths in the main press box. Spotters and statisticians are available upon request at least one week prior to the game. Television stations will be allowed to do pre-game live shots as well as post-game live shots from the South end zone only. TV talent will be asked to leave the field prior to kickoff.

PHOTOGRAPHERS

Only accredited working photographers are allowed on the sidelines. They must wear a "field photo" arm band and shoot from behind the yellow-dotted line. The bench areas are off limits at all times. Photographers should take special note of the usage conditions listed on the credential. Reporters are not permitted to accompany photographers on the sidelines until

after both teams have cleared the field following the conclusion of the game. Grip passes will no longer be issued for home games, and those with yellow armbands must have a camera and will not be allowed to grip for photographers.

ALL CREDENTIALS ARE ISSUED TO SPECIFIC INDIVIDUALS AND ARE NOT TRANSFERABLE

LOCKER ROOMS

Only accredited working media are allowed in locker rooms after games. There is no admission prior to the game. Still photographs are not permitted in the Saints locker room after the game.

TELEPHONES

Requests for service should be directed to Sharon Mealing or Sharon Gadie at BellSouth, (888) 592-4945

FAX SERVICE

Postgame faxing of final statistics books and postgame quotes is available. The fee for fax service is \$25. Please fill out the forms provided in the press box at the Saints PR station on gameday and return them to a member of the Saints' Media & Public Relations Department.

PRESS BOX SERVICES

Statistical information is supplied before, during and after the game. Scores of other games are announced and posted as received. Postgame quotes are provided from both locker rooms. Refreshments are served in the media lounge before the game and during halftime.

TRANSPORTATION

Transportation to New Orleans International Airport can be prearranged for visiting media with tight departure schedules.

2003 REGULAR SEASON MEDIA POLICIES AND SCHEDULE

PRACTICE ACCESS

Practices are open during the week to working media only. Credential requests must be submitted to Greg Bensel. Television cameras will not be allowed to shoot during any team drills and must stay behind the line of scrimmage during passing drills. Media are not allowed to sit on the field or on the benches near the entrance of the locker room during practice.

PRACTICE SCHEDULE

The PR department will escort all media from the media workroom to the practice field for each session.

Monday	No Practice
Tuesday	Players Off

2003 MEDIA GUIDELINES

Wednesday	1:20 p.m. - 3:45 p.m.
Thursday	1:20 p.m. - 3:45 p.m.
Friday	11:10 a.m. - 1:10 p.m.

LOCKER ROOM ACCESS

Monday	11:30 a.m.-12:30 p.m.
Tuesday	Players Day Off/No Access
Wednesday	3:45 p.m. - 4:15 p.m. (After practice)
Thursday	3:45 p.m. - 4:15 p.m. (After practice)
Friday	No Locker Room Access - Players & Coaches Available on the Field Following Practice
Saturday	No Access

On Monday, the PR department will escort the media from the media workroom to the locker room. Media are not allowed in the locker room after access time is complete. All other player interviews, outside of the open locker room periods, must be scheduled through the Media Relations Department. Players, by prior arrangement with the Media Relations Department, can be made available during the lunch period. Player interviews must be set up through Justin Macione.

HEAD COACH JIM HASLETT AVAILABILITY

(Transcripts provided for all head coach availability)

Monday	4:30 p.m. (Media Workroom)
Wednesday	4:15 p.m. (On Field)

NFL PR Contacts

NATIONAL FOOTBALL LEAGUE

280 Park Avenue | New York, NY 10017 | (212) 450-2000

Senior Vice President of Communications & Government Affairs	Joe Browne
Vice President of Communications	Greg Aiello
Director of International Public Affairs	Pete Abitante
Director of Media Services	Leslie Hammond
Director of Corporate Communications	Brian McCarthy
Senior Editorial Manager	Vince Casey
Manager of Publicity	Lori Hamamoto
Manager of NFC Information	Mike Signora
Manager of AFC Information	Steve Alic

Thursday	4:15 p.m. (On Field)
Friday	1:10 p.m. (On Field)

All other requests must be scheduled through Greg Bensel

ASSISTANT COACH AVAILABILITY

Interviews with Saints assistant coaches must be scheduled through Ricky Zeller.

WEDNESDAY CONFERENCE CALLS

Opponent conference calls will be conducted every Wednesday in the Saints' media room on the first floor of the Saints' facility. Coach Haslett will speak to the opponent's media every Wednesday via conference call at 12:15 p.m. (CT). A Saints player will also be made available to opponent media on Wednesday at Noon (CT).

INTERNET

A complete media-only area is available on the club's web site, www.neworleanssaints.com. All press releases, game notes, final stat books and other pertinent information is available online. Contact the Saints' Media Relations Department at (504) 733-0255 for information on how to access the site. Media can also access NFL info at www.nflmedia.com. This is a service for accredited media only.

2003 OPPONENTS

*All kickoff times Central

Seattle Seahawks

Game No. 1: Sun., Sept. 7

3 p.m. on FOX at
Seahawks Stadium

Division: NFC West

Stadium: Seahawks
Stadium

Home Playing Surface:

Field Turf

2002 Record (finish): 7-

9, 3rd in the NFC West

2002 Passing Leader:

QB Matt Hasselbeck, 267 of 419, 3,075 yards, 15 TDs, 10 INT

2002 Rushing Leader: RB Shaun Alexander, 295 att.-1,175 yards, 16 TDs

2002 Receiving Leader: WR Koren Robinson, 78 rec.-1,240 yards, 5 TDs

Owner: Paul G. Allen

Head Coach: Mike Holmgren (106-70, .602; 31-33, .484 in four seasons with Seattle)

PR Director: Dave Pearson, (425) 827-9777

Series Record: New Orleans leads, 4-3.

Last Meeting: Sept. 17, 2000 - Seattle 20, New Orleans 10, at Husky Stadium

Notes: New Orleans has won three of the last four in the series... This game marks the first time the two teams meet as conference foes since Seattle's inaugural season in 1976, when the Seahawks were placed in the NFC West for scheduling purposes... The Saints will play their first game in Seahawks Stadium, which opened in 2002.



Houston Texans

Game No. 2: Sun., Sept. 14

Noon on CBS at the
Louisiana Superdome

Division: AFC South

Stadium: Reliant Stadium

Home Playing Surface:

Natural Grass

2002 Season (finish): 4-

12, 4th in the AFC South

2002 Passing Leader:

QB David Carr, 233 of 444, 2,592 yards, 9 TDs, 15 INT

2002 Rushing Leader: RB Jonathan Wells, 197 att.-529 yards, 3 TDs

2002 Receiving Leader: TE Billy Miller, 51 rec.-613 yards, 3 TDs

Owner: Robert C. McNair

Head Coach: Dom Capers (34-46, .425; 4-12, .250 in one season with Houston)

PR Director: Tony Wyllie, (832) 667-2000

Series Record: 0-0

Last Meeting: This will be the first meeting between the teams.

Notes: This is the first regular-season meeting between the two teams. Houston traveled to the



Superdome to open the Saints' preseason on Aug. 10, 2002, a 13-10 win for the Texans.

Tennessee Titans

Game No. 3: Sun., Sept. 21

Noon on FOX at The
Coliseum

Division: AFC South

Stadium: The Coliseum

Home Playing Surface:

Natural Grass

2002 Season (finish): 11-

5, 1st in the AFC South

2002 Passing Leader: QB

Steve McNair, 301 of 492, 3,387 yards, 22 TDs, 15 INT

2002 Rushing Leader: RB Eddie George, 343 att.-1,165 yards, 12 TDs

2002 Receiving Leader: WR Derrick Mason, 79 rec.-1,012 yards, 5 TDs

Owner: K.S. "Bud" Adams, Jr.

Head Coach: Jeff Fisher (76-58, .567, in nine seasons with Tennessee)

PR Director: Robbie Bohren, (615) 565-4100

Series Record: Tennessee leads, 4-5-1

Last Meeting: Oct. 17, 1999 - Tennessee 24, New Orleans 21, at the Louisiana Superdome

Notes: This will be New Orleans' first regular-season contest at Tennessee since the franchise moved from Houston in 1997... The Saints are 2-1-1 all-time on the road against the Titans, with every game played at the Houston Astrodome.



Indianapolis Colts

Game No. 4: Sun., Sept. 28

7:30 p.m. on ESPN at the
Louisiana Superdome

Division: AFC South

Stadium: RCA Dome

Home Playing Surface:

AstroTurf

2002 Season (finish): 10-

6, 2nd in the AFC South

2002 Passing Leader:

QB Peyton Manning, 392 of 591, 4,200 yards, 27 TDs, 19 INT

2002 Rushing Leader: RB Edgerrin James, 277 att.-989 yards, 2 TDs

2002 Receiving Leader: WR Marvin Harrison, 143 rec.-1,722 yards, 11 TDs

Owner: Jim Irsay

Head Coach: Tony Dungy (64-48, .571; 10-6, .625 in one season with Indianapolis)

PR Director: Craig Kelley, (317) 297-2658

Series Record: New Orleans leads, 5-3

Last Meeting: Nov. 18, 2001 - New Orleans 34, Indianapolis 20, at the Louisiana Superdome

Notes: New Orleans has won five consecutive meetings against Indianapolis... The Colts last



defeated the Saints on Sept. 30, 1973, a streak that will span two days shy of 30 years when the teams clash in late September... Indianapolis is one of four teams (Baltimore, Houston, and Jacksonville) that have never defeated New Orleans in the Superdome.

Carolina Panthers

Game No. 5: Sun., Oct. 5

Noon on FOX at Ericsson
Stadium

Game No. 8: Sun., Oct. 26

Noon on FOX at the

Louisiana Superdome

Division: NFC South

Stadium: Ericsson Stadium

Home Playing Surface:

Natural Grass

2002 Season (finish): 7-9, 4th in the NFC South

2002 Passing Leader: QB Rodney Peete, 223 of 381, 2,630 yards, 15 TDs, 14 INT

2002 Rushing Leader: RB Lamar Smith, 209 att.-737 yards, 7 TDs

2002 Receiving Leader: WR Mushin Muhammad, 63 rec.-823 yards, 3 TDs

Owner: Jerry Richardson

Head Coach: John Fox (7-9, .438 in one season with Carolina)

PR Director: Charlie Dayton, (704) 358-7000

Series Record: New Orleans leads, 9-7

Last Meeting: Dec. 29, 2002 - Carolina 10, New Orleans 6, at the Louisiana Superdome

Notes: The Saints have dominated the series recently by winning five of the last six and eight of the last eleven in the series... New Orleans has won three in a row at Carolina and four of the last five in the Superdome.

Chicago Bears

Game No. 6: Sun., Oct. 12

Noon on FOX at the
Louisiana Superdome

Division: NFC North

Stadium: Soldier Field

Home Playing Surface:

Natural Grass

2002 Season (finish): 4-

12, 3rd in the NFC North

2002 Passing Leader: QB

Jim Miller, 180 of 314, 1,944 yards, 13 TDs, 9 INT

2002 Rushing Leader: RB Anthony Thomas, 214 att.-721 yards, 6 TDs

2002 Receiving Leader: WR Marty Booker, 97 rec.-1,183 yards, 6 TDs

Owner: Edward W. McCaskey

Head Coach: Dick Jauron (28-36, .438 in four seasons with Chicago)

PR Director: Scott Hagel, (847) 295-6600



Series Record: Series tied 10-10

Last Meeting: Sept. 22, 2002 - New Orleans 29, Chicago 23, at Memorial Stadium

Notes: Chicago visits New Orleans for the first time since 1996, as 10 of the last 14 contests have taken place in Illinois... In 2002, the Saints erased a 20-0 deficit to come back and defeat the Bears, 29-23. That victory was the second-biggest comeback victory in Saints' history.

Game No. 7: Sun., Oct. 19

Noon on FOX at the Georgia Dome

Atlanta Falcons

Game No. 10: Sun., Nov. 16

Noon on FOX at the
Louisiana Superdome

Division: NFC South

Stadium: Georgia Dome

Home Playing Surface:

AstroTurf

2002 Season (finish): 9-6-

1, 2nd in the NFC South

2002 Passing Leader: QB Michael Vick, 231 of 421, 2,936 yards, 16 TDs, 8 INT

2002 Rushing Leader: RB Warrick Dunn, 230 att.-927 yards, 7 TDs

2002 Receiving Leader: WR Brian Finneran, 56 rec.-838 yards, 6 TDs

Owner: Arthur M. Blank

Head Coach: Dan Reeves (187-155-2, .547; 46-49-1, .484 in six seasons with Atlanta)

PR Director: Aaron Salkin, (770) 965-3115

Series Record: Atlanta leads, 40-27.

Last Meeting: Nov. 17, 2002 - Atlanta 24, New Orleans 17, at the Georgia Dome

Notes: New Orleans and Atlanta will meet for the 68th and 69th times this season... The Saints have played the Falcons more than any other team in the NFL.

Game No. 9: Sun., Nov. 9

Noon on FOX at Raymond James Stadium

Tampa Bay Buccaneers

Game No. 13: Sun., Dec. 7

Noon on FOX at the
Louisiana Superdome

Division: NFC South

Stadium: Raymond James Stadium

Home Playing Surface:

Natural Grass

2002 Season (finish): 12-

4, 1st in the NFC South

2002 Passing Leader: QB Brad Johnson, 281 of 451, 3,049 yards, 22 TDs, 6 INT

2002 Rushing Leader: RB Michael Pittman, 204 att.-718 yards, 1 TD

2002 Receiving Leader: WR Keyshawn Johnson, 76 rec.-1,088 yards, 5 TDs



FOR MORE INFO LOG ON TO

www.neworleanssaints.com

2003 OPPONENTS

Owner: Malcolm Glazer
Head Coach: Jon Gruden (50-30, .625; 12-4, .750 in one season with Tampa Bay)
PR Director: Jeff Kamis, (813) 554-1311
Series Record: New Orleans leads, 15-7
Last Meeting: Dec. 1, 2002 - New Orleans 23, Tampa Bay 20, at the Louisiana Superdome
Notes: New Orleans swept the season series against Tampa Bay in 2002 and became only the fourth team in NFL history to defeat the eventual Super Bowl champion twice in a season...The Saints scored 23 or more points twice last year against the NFL's top-ranked defense. Only one other team reached the total against Tampa Bay.

Philadelphia Eagles

Game No. 11: Sun., Nov. 23
 Noon on FOX at Lincoln Financial Field
Division: NFC East
Stadium: Lincoln Financial Field
Home Playing Surface: Field Turf
2002 Season (finish): 12-4, 1st in the NFC East
2002 Passing Leader: QB Donovan McNabb, 211 of 361, 2,289 yards, 17 TDs, 6 INT
2002 Rushing Leader: RB Duce Staley, 269 att.-1,029 yards, 5 TDs
2002 Receiving Leader: WR Todd Pinkston, 60 rec.-798 yards, 7 TDs
Owner: Jeffrey Lurie
Head Coach: Andy Reid (39-25, .609 in four seasons with Philadelphia)
PR Director: Derek Boyko, (215) 463-0984
Series Record: Philadelphia leads, 13-8
Last Meeting: Sept. 24, 2000 - Philadelphia 21, New Orleans 7, at the Louisiana Superdome
Notes: New Orleans visits Philadelphia for the first time since 1993. The contest also marks the first time the Saints will play at Lincoln Financial Field...The first victory in Saints' history came against the Eagles, 31-24, on Nov. 5, 1967, at Tulane Stadium.



Washington Redskins

Game No. 12: Sun., Nov. 30
 3:05 p.m. on FOX at FedEx Field
Division: NFC East
Stadium: FedEx Field
Home Playing Surface: Natural Grass
2002 Season (finish): 7-9, 3rd in the NFC East
2002 Passing Leader: QB



Patrick Ramsey, 117 of 227, 1,539 yards, 9 TDs, 8 INT
2002 Rushing Leader: RB Stephen Davis, 207 att.-820 yards, 7 TDs
2002 Receiving Leader: WR Rod Gardner, 71 rec.-1,006 yards, 8 TDs
Owner: Daniel M. Snyder
Head Coach: Steve Spurrier (7-9, .438 in one season with Washington)
PR Director: Michelle Tessier, (703) 726-7088
Series Record: Washington leads, 13-6
Last Meeting: Oct. 13, 2002 - New Orleans 43, Washington 27, at FedEx Field
Notes: The Saints return to the site of last year's contest where they posted their highest point total since 1976...In that game, WR Michael Lewis had a career day as he became only the seventh player in NFL history - and the first since 1977 - to return a punt and a kickoff for a touchdown in the same contest...The 80,768 spectators in attendance last season were the most to see a Saints road game in club history.

New York Giants

Game No. 14: Sun., Dec. 14
 7:30 p.m. on ESPN at the Louisiana Superdome
Division: NFC East
Stadium: Giants Stadium
Home Playing Surface: Field Turf
2002 Season (finish): 10-6, 2nd in the NFC East
2002 Passing Leader: QB Kerry Collins, 335 of 545, 4,073 yards, 19 TDs, 14 INT
2002 Rushing Leader: RB Tiki Barber, 304 att.-1,387 yards, 11 TDs
2002 Receiving Leader: WR Amani Toomer, 82 rec.-1,343 yards, 8 TDs
Owner: Wellington Mara
Head Coach: Jim Fassel (54-41-1, .568 in six seasons with New York)
PR Director: Pat Hanlon, (201) 935-8111
Series Record: New York leads, 13-8
Last Meeting: Sept. 30, 2001 - New York 21, New Orleans 13, at Giants Stadium
Notes: New York travels to the Superdome for the first time since 1994 as the last five meetings between the clubs have been at Giants Stadium...This will mark the third prime-time game between the teams with the Giants prevailing in both contests at the Superdome (1993, 1988).



2003 OPPONENTS

Jacksonville Jaguars

Game No. 15: Sun., Dec. 21
 Noon on FOX at ALLTEL Stadium
Division: AFC South
Stadium: ALLTEL Stadium
Home Playing Surface: Natural Grass
2002 Season (finish): 6-10, 3rd in the AFC South
2002 Passing Leader: QB Mark Brunell, 245 of 416, 2,788 yards, 17 TDs, 7 INT
2002 Rushing Leader: RB Fred Taylor, 287 att.-1,314 yards, 8 TDs
2002 Receiving Leader: WR Jimmy Smith, 80 rec.-1,027 yards, 7 TDs
Owner: J. Wayne Weaver
Head Coach: Jack Del Rio (First year as an NFL head coach)
PR Director: Dan Edwards, (904) 633-6000
Series Record: Series tied, 1-1
Last Meeting: Nov. 21, 1999 - Jacksonville 41, New Orleans 23, at ALLTEL Stadium
Notes: New Orleans visits Jacksonville for the first time since 1999...The Saints won the inaugural meeting between the two teams on Oct. 6, 1996, with a 17-13 victory at the Superdome...The Saints have never won in Jacksonville, one of four cities where New Orleans has yet to post a victory (Dallas Cowboys, Houston Texans, Miami Dolphins).



Dallas Cowboys

Game No. 16: Sun., Dec. 28
 Noon on FOX at the Louisiana Superdome
Division: NFC East
Stadium: Texas Stadium
Home Playing Surface: Real Grass (synthetic surface)
2002 Season (finish): 5-11, 4th in the NFC East
2002 Passing Leader: QB Chad Hutchinson, 127 of 250, 1,555 yards, 7 TDs, 8 INT
2002 Rushing Leader: RB Emmitt Smith, 254 att.-975 yards, 5 TDs
2002 Receiving Leader: WR Joey Galloway, 61 rec.-908 yards, 6 TDs
Owner: Jerry Jones
Head Coach: Bill Parcells (149-106-1, .582; first season with Dallas)
PR Director: Rich Dalrymple, (972) 556-9900
Series Record: Dallas leads, 14-5
Last Meeting: Dec. 24, 1999 - New Orleans 31, Dallas 24, at the Louisiana Superdome
Notes: New Orleans has won the last two meetings in the series...The Saints have won four of the last five in the Superdome. The Cowboys defeated the Saints, 24-6, in their first trip to the Superdome on Sept. 19, 1976, but New Orleans has taken the last four dating back to 1988.



Q — What are the categories of free agency?

A — Players are either “restricted” or “unrestricted” free agents. Within those categories are also “transition” and “franchise” players.

Q — What is the difference between a restricted free agent and an unrestricted free agent?

A — Players become restricted free agents when they complete three accrued seasons and their contract expires. Unrestricted free agents have completed four or more accrued seasons with an expired contract.

Q — What constitutes an “accrued season?”

A — Six or more regular-season games on a club’s active/inactive, reserved-injured or “physically unable to perform” lists.

Q — Other than accrued seasons, what determines a restricted free agent?

A — He has received a “qualifying” offer (a salary level predetermined by the Collective Bargaining Agreement between the league and its players) from his old club. He can negotiate with any club through April 15. If the restricted free agent accepts an offer sheet from a new club, his old club can match the offer and retain him because it has the “right of first refusal.” If the old club does not match the offer, it can possibly receive draft-choice compensation depending on the amount of its qualifying offer. If an offer sheet is not executed, the player’s rights revert to his old club on April 16.

Q — What determines an unrestricted free agent?

A — A player with four or more accrued seasons whose contract has expired. He is free to sign with any club, with no compensation owed to his old club, through July 22 (or the first scheduled day of the first NFL training camp, whichever is later). On July 23, his rights revert to his old club if it made a “tender” offer (110 percent of last year’s salary) to him by June 1. His old club then has until the 10th week of the season (November 12) to sign him. If he does not sign by November 12, he must sit out the season. If no tender is offered by June 1, the player can be signed by any club at any time throughout the season.

Q — What determines a transition player?

A — His club must offer a minimum of the average of the top 10 salaries of last season at the player’s position or 120 percent of the player’s previous year’s salary, whichever is

greater. A transition player designation gives the club a first-refusal right to match within seven days an offer sheet given to the player by another club after his contract expires. If the club matches, it retains the player. If it does not match, it receives no compensation.

Q — What determines a franchise player?

A — A club can designate one franchise player in any given year. The salary level offer by a player’s old club determines what type of franchise player he is. An “exclusive” franchise player — not free to sign with another club — is offered a minimum of the average of the top five salaries at the player’s position as of April 15, or 120 percent of the player’s previous year’s salary, whichever is greater. If the player is offered a minimum of the average of the top five salaries of last season at his position, he becomes a “non-exclusive” franchise player and can negotiate with other clubs. His old club can match a new club’s offer, or receive two first-round draft choices if it decides not to match.

Q — Can a club decide to withdraw its franchise or transition designations on a player? If so, can it then use them on other players?

A — A club can withdraw its franchise or transition designations and the player then automatically becomes an unrestricted free agent either immediately or when his contract expires. The club cannot name a new transition player (two allowed in 1993, one in 1994 and one in the final year of the CBA). It can name a new franchise player the next year. A club can, though, designate a transition player in lieu of a franchise player at any time.

2003

July 22

Signing period ends at 3 p.m. CT, 4 p.m., for Unrestricted Free Agents to whom a June 1 tender was made by Old Club, and for Transition Players. After this date and through Nov. 11 (3 p.m. CT), Old Club has exclusive negotiating rights to these players. Saints Training Camp starts in Metairie, LA.

July 26

Aug. 1-4

Aug. 2

Hall of Fame Weekend
Black and Gold Scrimmage at the University of Louisiana at Lafayette’s Cajun Field, 7 p.m. CT

Aug. 2

Aug. 4

Aug. 5

American Bowl, Tokyo, Japan: New York Jets vs. Tampa Bay.
Hall of Fame Game, Canton, Ohio: Green Bay vs. Kansas City.

If a Drafted Rookie has not signed with his club by this date, he may not be traded to any other club in 2003.

Aug. 11

Aug. 16

Aug. 23

Aug. 26

Aug. 28

Aug. 31

Saints open preseason vs. Philadelphia at the Louisiana Superdome, 7 p.m. CT. (ESPN)
Saints at New York Jets, Giants Stadium; New York, 7 p.m. CT. (WFL)

Saints at San Francisco, 3Com Park; San Francisco, Calif., 8 p.m. CT. (WFL)

Roster cut-down to maximum of 65 players by 3 p.m. CT.

Miami at Saints, Louisiana Superdome, 7 p.m. CT. (WFL)

Roster cut down to maximum of 53 players on Active/Inactive List by 3 p.m. CT. Clubs may dress minimum of 42 and maximum of 45 players and Third QB for each game. Also, clubs that have players in the categories of Active/Physically Unable to Perform or Active/Non-Football Injury or Illness must take one of these options: Place player on Reserve/Physically Unable to Perform or Reserve/Non-Football Injury or Illness, whichever is applicable; ask waivers; terminate; trade; or continue to count him on Active List.

Sept. 1

After 11 a.m. CT, clubs may establish a Practice Squad of five players by signing free agents who do not have an accrued season of free agency credit or who were on the 45-player Active List for less than nine regular season games during their only Accrued Season(s). A player cannot participate on the Practice Squad for more than two seasons.

Sept. 4-8

Sept. 14

Sept. 21

Sept. 23

Sept. 28

Oct. 5

Oct. 12

Oct. 14

Oct. 19

Oct. 26

Nov. 2

Nov. 9

Nov. 11

Kickoff Weekend, as the NFL 84th Regular Season opens. On Sunday, Sept. 7, Saints open 37th NFL season at Seattle, Seahawks Stadium; 3 p.m. CT. (FOX)

Houston at Saints, Louisiana Superdome, Noon CT. (CBS)

Saints at Tennessee, The Coliseum; Nashville, Tenn., Noon CT. (FOX)

Priority on multiple waiver claims is now based on the current season’s standing.

Indianapolis at Saints, Louisiana Superdome, 7:30 p.m. CT. (ESPN)

Saints at Carolina, Ericsson Stadium; Charlotte, N.C., Noon CT. (FOX)

Chicago at Saints, Louisiana Superdome, Noon CT. (FOX)

All trading ends at 3 p.m. CT.

Saints at Atlanta, Georgia Dome; Noon CT. (FOX)

Carolina at Saints, Louisiana Superdome, Noon CT. (FOX)

Saints at Tampa Bay, Raymond James Stadium; Noon CT. (FOX)

Saints Bye

Deadline for clubs to sign by 3 p.m. CT, their unsigned Franchise and Transition Players (including Franchise Players who were eligible to receive Offer Sheets until this date), Unrestricted Free Agents (to whom June 1 tender was made), Restricted Free Agents (to whom June 1 tender was made) and Drafted players. If still unsigned after this date, all such players are prohibited from playing in NFL in 2003.

Nov. 16

Nov. 23

Nov. 30

Dec. 7

Dec. 14

Dec. 21

Dec. 28

Dec. 29

Atlanta at Saints, Louisiana Superdome, Noon CT. (FOX)

Saints at Philadelphia, Lincoln Financial Field; Noon CT. (FOX)

Saints at Washington, FedEx Field; Washington D.C., 3:05 p.m. CT. (FOX)

Tampa Bay at Saints, Louisiana Superdome, Noon CT. (FOX)

N.Y. Giants at Saints, Louisiana Superdome, 7:30 p.m. CT. (ESPN)

Saints at Jacksonville, Alltel Stadium; Noon CT. (FOX)

Dallas at Saints, Louisiana Superdome, Noon CT. (FOX)

Clubs may begin signing free agent players for the 2004 season.

2004

Jan. 3-4

Jan. 10-11

Jan. 18

Feb. 1

Feb. 8

April 24-25

Wild Card Playoff Games.

Divisional Playoff Games.

AFC and NFC Championship Games.

Super Bowl XXXVIII, Houston

AFC-NFC Pro Bowl, Honolulu, Hawaii.

2004 NFL Draft

BENNETT'S CAMERA & VIDEO

"Everything Photographic"

SINCE 1909...

Official Photographic Supplier of
The New Orleans Saints

* PHOTO PROCESSING

* BLACK AND WHITE

* ENLARGEMENTS

* DIGITAL

* BINOCULARS

* VIDEO

Photographic Prints from Digital Cameras and Media

3230 Severn Avenue Metairie LA, 70002

Mon.-Sat. 9:00 a.m. to 6:00 p.m.

(504) 885-9050

www.bennettscamera.com

"CASUAL DINING AT ITS FINEST"



JOE IMPASTATO

"Saints Pasta Coach"

Serving the finest in authentic Italian foods, Impastato's Restaurant has been a favorite of the Saints for years. Sicilian-born owner/chef Joe Impastato, along with his wife, Mica, and the family promise you a memorable culinary experience.

Everything is prepared to order, resulting in a personalized meal that suits your individual tastes. This, together with the trained staff of waiters, combines to make Impastato's a truly unique restaurant experience.

So dine where the Saints dine...

IMPASTATO'S

NORTHERN • ITALIAN • CUISINE

OPEN FOR DINNER • TUESDAY-SATURDAY
OPEN SUNDAY AFTER ALL SAINTS HOME
3400 16TH STREET • METAIRIE
(504) 455-1545

OFFICIAL BOTTLED WATER OF THE SAINTS



AbitaMan Can!

ABITA SPRINGS
WATER

1-877-ABITA88 • www.abitasprings.com