

Riddell

26

26

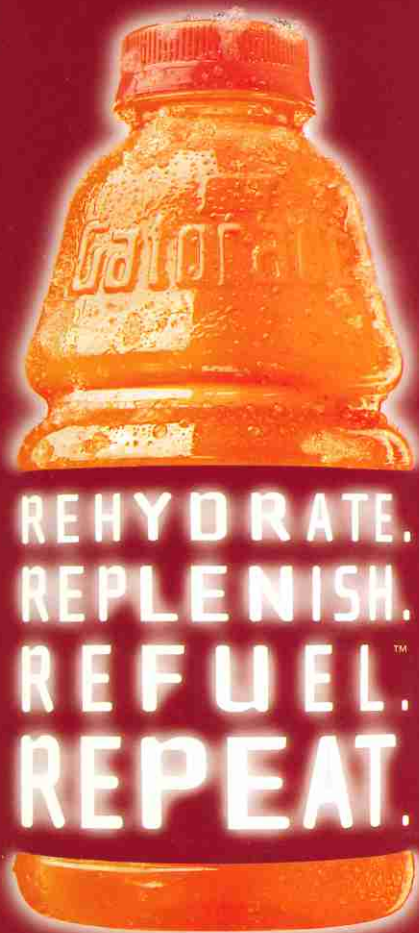
26

04

NEW ORLEANS
SAINTS MEDIA GUIDE



Designed and engineered
to the exact specifications
of the New Orleans Saints



REHYDRATE.
REPLENISH.
REFUEL.
REPEAT.™

Rehydrating and replenishing champions again and again since 1965.



2004 SAINTS SCHEDULE

PRESEASON

08/13		New York JETS		7:00 PM	WUPL
08/21	@	Green Bay PACKERS		7:00 PM	WUPL
08/27	@	Chicago BEARS		7:30 PM	WUPL
09/03		Miami DOLPHINS		7:00 PM	WUPL

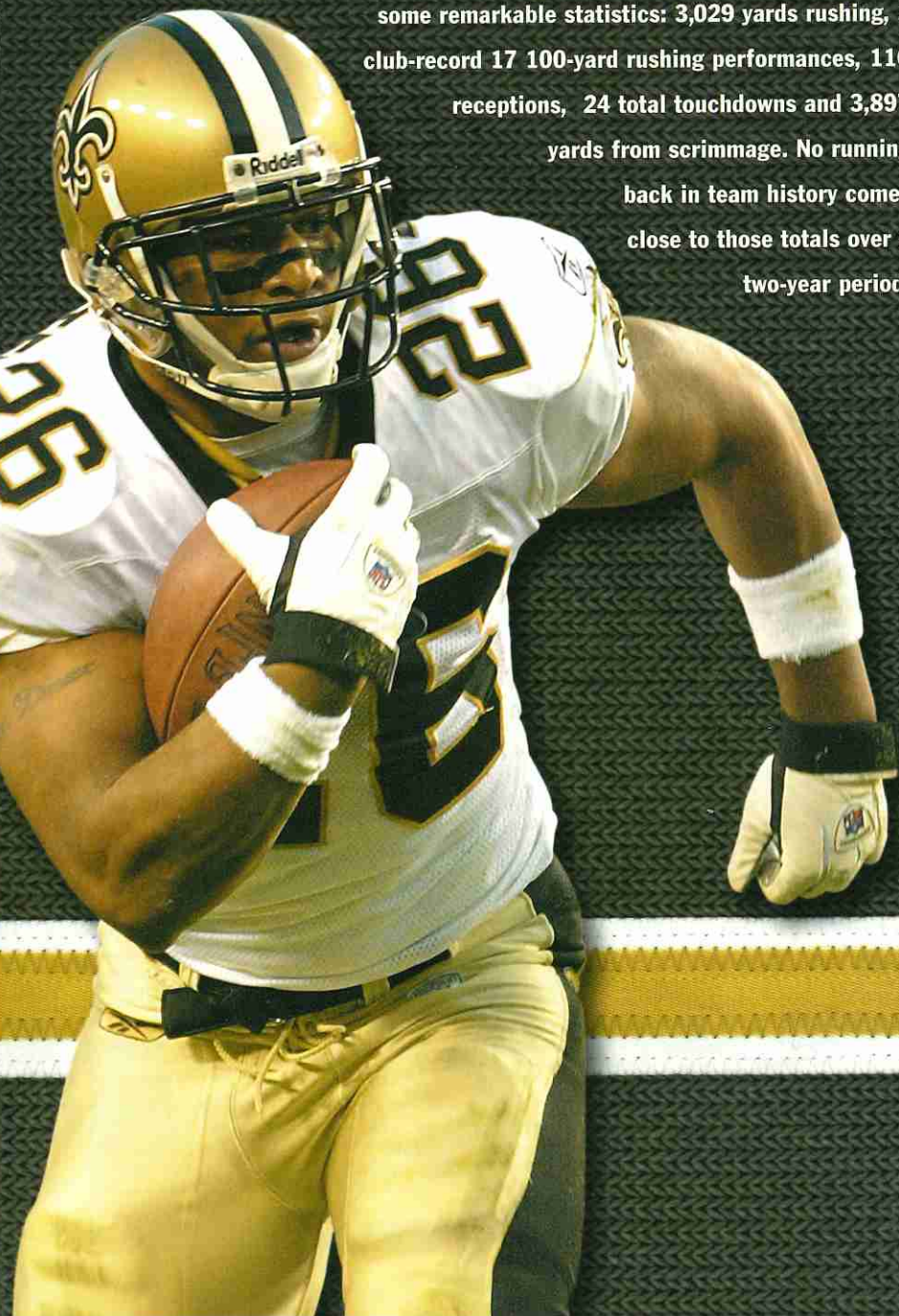
REGULAR SEASON

09/12		Seattle SEAHAWKS		NOON	FOX
09/19		San Francisco 49ERS		NOON	FOX
09/26	@	St. Louis RAMS		NOON	FOX
10/03	@	Arizona CARDINALS		3:05 PM	FOX
10/10		Tampa Bay BUCCANEERS		NOON	FOX
10/17		Minnesota VIKINGS		7:30 PM	ESPN
10/24	@	Oakland RAIDERS		3:15 PM	FOX
10/31		BYE			
11/07	@	San Diego CHARGERS		3:05 PM	FOX
11/14		Kansas City CHIEFS		NOON	CBS
11/21		Denver BRONCOS		NOON	CBS
11/28	@	Atlanta FALCONS		3:05 PM	FOX
12/05		Carolina PANTHERS		NOON	FOX
12/12	@	Dallas COWBOYS		NOON	FOX
12/19	@	Tampa Bay BUCCANEERS		3:05 PM	FOX
12/26		Atlanta FALCONS		NOON	FOX
01/02	@	Carolina PANTHERS		NOON	FOX

ALL TIMES CENTRAL


DEUCE McALLISTER

Since taking over as starter two years ago, RB Deuce McAllister has piled up some remarkable statistics: 3,029 yards rushing, a club-record 17 100-yard rushing performances, 116 receptions, 24 total touchdowns and 3,897 yards from scrimmage. No running back in team history comes close to those totals over a two-year period.




TOM + BENSON

20
Seasons
1985-2004



ORGANIZATION



Tom BENSON OWNER

It has been 20 years since Tom Benson assumed ownership of the New Orleans Saints, and it's no coincidence that this time period ranks as the most successful in franchise history. During this tenure, Benson has emerged as one of the NFL's most dynamic and influential leaders by dedicating himself to service to the club, the league and the community.

His effort, vision and determination have been the driving influences on the club's two-decade transformation within the NFL, the city and the surrounding area. Friends immediately cite his untiring work ethic as a defining virtue, because he works hard and enjoys his work. He has great loyalty to his business associates and employees, many who have worked alongside him for over 40 years. But Benson

isn't all business, as he's quick to laugh and has a great respect for family and friends. The native New Orleanian also understands the responsibility of putting his resources back into the community to help those less fortunate.

So his impact goes far beyond his leadership of the team and within the league. While the club has invigorated the city's pride since his arrival, Benson has also built the Saints into an economic powerhouse for the entire region, and his integrity and compassion have made the organization into a community leader.

Benson has built his reputation through a record of accomplishment and service to the State of Louisiana, the City of New Orleans, the Gulf South region and the NFL. The Saints have been consistent winners on the field since his arrival, as Benson's unwavering goal remains for the club to annually rank among the most admired franchises in all of professional sports. He has worked tirelessly toward that mission since becoming the club's owner in 1985.

Prior to Benson's arrival on the NFL scene, the Saints and their fans had never enjoyed a winning season, won a division title or experienced the thrill of a playoff victory. Football was a new business for Benson when he purchased the team, but he was a quick learner, and he followed his life-long philosophy of finding the right people and putting them in charge.

! worthnoting



Under Benson's guidance, New Orleans has twice captured division titles, gone to the postseason five times and won the first playoff game in franchise history to cap a record-filled 2000 season.

The Saints have a .524 winning percentage (75-68) in the Superdome since 1986. In the years before Benson installed his first management team to head the organization, the club recorded a home winning percentage of .362 (50-87-1) from 1967-85. The Saints have posted a .500 record or better in the Superdome for 12 years under Benson's ownership, including a 5-3 mark in 2003.

Despite the Saints having reached .500 overall record only once before 1986, New Orleans has reached the milestone 10 times since, including five seasons with 10 or more victories.

OWNERSHIP

Just a year after he was able to put his management team in place, New Orleans stormed to a 12-3 record in 1987 and the city hosted its first playoff contest. In 1990, the Saints captured an NFC Wild Card berth again, and the following year the club won its first division title. In 1992, New Orleans would go 12-4 and marched into the playoffs again. And in 2000, the Saints captured the NFC West crown and won the first postseason contest in team record books.

His dedication, hard work, integrity and the success of the Saints has made Benson one of the most trusted and valued figures in the NFL community, where he plays a key role in many capacities, including as Chairman of the NFL Finance Committee. It's his third stint in one of the league's most difficult, time-consuming and influential positions.

His involvement in the league started in 1985, when Benson learned that the Saints were on the verge of being sold to out-of-town interests who were primed to move the team from New Orleans. While football was certainly one of his interests, the sport had yet to become one of Benson's passions. But as one of the area's top businessmen, Benson immediately recognized the economic and social importance of the Saints to not only the city, but to the entire region, and he considered the idea of keeping the team in Louisiana a civic gesture. So he immediately spearheaded the effort to keep the Saints. And unlike others at the time, it wasn't just an emotional plea. Benson put all of his resources on the line to purchase the club and preserve it for Louisiana.

And while Benson's work within the organization and the Saints' turnaround since his arrival is well documented, his efforts have also paid dividends for the city and the surrounding area. During his tenure as Owner, the city has hosted four Super Bowls. Each time New Orleans has been chosen to host the NFL's biggest game, Benson has been the leading advocate of the city's campaign to secure the contest. And each Super Bowl has represented an economic windfall for the area that totals over \$300 million, not to mention the exposure and substantial charitable contributions that the league makes to the host city during Super Bowl week.

Then there is his commitment to the region's schools and people, as community service is one of the true hallmarks of Benson's tenure with the Saints. Millions of dollars – not to mention considerable donations of goods and services – have been funneled to the Gulf South region under Benson's guidance.

In 1945, Benson served in the U.S. Navy aboard the U.S.S. South Dakota and has remained particularly close to this branch of the armed forces. He is the only enlisted man to ever serve on the Board of Trustees of the Pensacola Naval Museum, and has been honored with an award from the crew of the submarine U.S.S. Louisiana. A leading advocate for the National World War II Memorial in Washington D.C., Benson was also a major contributor to The National D-Day Museum in New Orleans, with his pledges helping fund the Pacific Exhibit Grand Opening and the Midway Theater. He also serves on the museum's board of directors.

Because of those efforts and others – including Saints Flag Football in area middle schools, the Saints Venture Fund and Impact Grants Program for underprivileged kids and Benson's support of football from the smallest local playgrounds to the Bayou Classic – the World Sports Humanitarian Hall of Fame has twice recognized Benson's team as one of the five most charitable professional organizations.

In addition, Benson recently brought Arena Football to the city in the New Orleans VooDoo, one of the league's most successful expansion franchises. His granddaughter, Rita Benson LeBlanc, is the Chief Operation Officer for this new venture. She also advises Benson on various business and financial matters.

Through ownership of the Saints, it has been Benson's long-term goal to place the city of New Orleans, the State of Louisiana and the Gulf Coast region at the forefront of professional sports and to have his team support the community in many other economic, civic and charitable ways. And for two decades that goal has consistently been met – both on the field and off.

i **tombenson**



MILESTONES

1985 Ownership of club officially transferred to Tom Benson on May 31. Benson becomes managing general partner of the Saints. Because training camp is a little more than a month away, Benson maintained the team management group that he inherited.

1986 The Benson influence really begins, as the Owner puts his management team in charge of the franchise. His first hire: Jim Finks as president/general manager on Jan. 14. Jim Mora is named the club's 10th head coach two weeks later.

1987 The Saints post a franchise-best 12-3 record – including victories in the final nine contests – as New Orleans makes the playoffs for the first time. After the season, two Benson hires, Jim Finks and Jim Mora, win Executive and Coach of the Year honors, respectively.

1988 Saints finish 10-6, posting consecutive winning seasons for the first time in team history.

1989 Benson appointed Chairman of the league's most influential group, the NFL Finance Committee, a position he would keep before stepping down in the mid-1990s.

1990 Saints earn NFC Wild Card berth, marking the second postseason appearance in club record books.

1991 New Orleans clinched its first-ever division championship at 11-5 as the Superdome hosts its first playoff game.

1992 Saints post a 12-4 record and host a playoff game for the second-straight year. Benson assumes sole ownership of the club.

1993 Finks diagnosed with lung cancer, in his absence Benson temporarily takes over the general manager position.

1995 Groundbreaking begins for new Saints practice facility on Airline Drive.

1996 Marking a first for the organization, the coaches, players and staff are housed under one roof with the opening of the team's state-of-the-art training facility.

1999 Benson promises the club's fans he will "take whatever steps necessary at the end of the regular season to make the New Orleans Saints a winning franchise."

2000 Former Saints assistant coach and defensive coordinator Jim Haslett hired as the 13th head coach in club history. New Orleans wins the NFC West with a 10-6 record as the club goes from last to first in the division. The Saints win their first playoff game, a 31-28 thriller over St. Louis in the Superdome. Haslett wins NFL Coach of the Year.

2001 New Orleans hosts its fourth Super Bowl during Benson's tenure as Owner. Benson announces he will bring another professional sports franchise to New Orleans with the start an Arena Football League team, the New Orleans Voodoo.

2003 Benson again appointed Chairman of the league's Finance Committee; Construction of new indoor practice facility with improved locker room and weight room begins and is finished before training camp; Benson moves Saints' annual training camp back to New Orleans.

2004 In their inaugural season, the VooDoo capture the Southern Division title and tie for the AFL's best record at 11-5, becoming the winningest expansion team in league history.

OWNERSHIP

ORGANIZATION

PLAYERS

REVIEW

RECORDS

HISTORY

SPECIFICS



Rita Benson LeBLANC OWNER/EXECUTIVE

Rita Benson LeBlanc is a member of the Saints Board of Directors representing the club at NFL ownership meetings. She acts as liaison with the New Orleans community for special events and business development projects. She has been spearheading stadium research, club fiscal responsibility and youth programs. She has experience in football business operations varying from pro personnel and football operations to ticket office and marketing.

Her past NFL jobs have varied from time with the NFL league office in New York and included time with the NFL Properties Publishing Group in Los Angeles and NFL Films in Mount Laurel, N.J. While working at the NFL office, LeBlanc coordinated the appointment and selection of nominees for the NFL Teacher of the Year program and also the league's sponsorship of the Annual Convention of Mayors Meetings in New Orleans.

LeBlanc also serves as Director of Marketing and Special Events for the New Orleans VooDoo. She has been an active contributor to AFL owner's meetings and a member of the AFL Properties Committee as well as the AFL Television sub-committee. LeBlanc has been central to defining the brand, creating the image and building VooDoo's unique gameday experience.

LeBlanc is a graduate of Texas A&M University with a B.S. in AgriBusiness, and a certificate in International Business from the Lowery B. Mayes School of Business. She was a member of the first class of the NFL Managers Program at Stanford University's Executive Education Graduate School of Business, and LeBlanc also attended The 2004 CitiGroup Private Bank's "Wealth Management - The Next Generation" program in New York for global clients.

BoardOfDirectors

Tom Benson
Rita Benson LeBlanc
Arnold D. Fielkow

Jim Haslett
Dennis Lauscha
Mickey Loomis

Tom Roddy
Stanley Rosenberg

ExecutiveStaff



BOB BENSON
Consultant



JENNIE GUARISCO
Executive Assistant
to the Owner



RODNEY HENRY
Administrative
Assistant



MELISSA SCOTT
Administrative Asst.
to the Owner



CHARLOTTE TROXLER
Financial Assistant
to the Owner



FOOTBALL OPERATIONS



Mickey LOOMIS

EXECUTIVE VICE-PRESIDENT/
GENERAL MANAGER

His goals are simple: To build and maintain a Super Bowl-winning team in New Orleans. Relying on polished leadership skills, a keen attention to detail and a myriad of lessons learned from over two decades in the NFL, Executive Vice President/General Manager Mickey Loomis has proven to be a natural for the legion of duties that come with directing the Saints toward that objective.

Always cool in his approach, Loomis possesses a combination of talents and experiences that mesh seamlessly with the daily responsibilities of his position.

He oversees all aspects of the club's football operations, including coaching, player personnel, salary cap management, contract negotiations, equipment, video, athletic training and public relations. He also serves as General Manager of the New Orleans VooDoo of the Arena Football League.

Though his title and authority have evolved during his stint in New Orleans, Loomis continues to follow the same fundamental beliefs that have defined his NFL tenure: Have confidence in those around you, carefully consider every option and be assertive and resolute with each decision.

In a move that stabilized the club's future, Owner Tom Benson signed Loomis to a contract extension in October of 2003 that runs through 2006, with options to extend. Loomis had previously served as the club's Director of Football Operations from 2000-2002. In that post, he oversaw all aspects of the salary cap, negotiated contracts with players and coordinated the day-to-day operation of the football administration.

In assembling a team, Loomis believes in building through the draft and complementing the roster through free agency. His background in managing the salary cap helps immensely in that effort, because in today's NFL landscape cap management cannot be separated from personnel decisions. Loomis understands how the two areas connect when completing a roster and the Saints have never been hounded by cap restraints since he took control of the franchise, evidenced by the active role the club takes each year in the free agent market under his stewardship.

Since taking over as General Manager, Loomis has signed Coach Jim Haslett to a long-term contract extension, inked QB Aaron Brooks to a new deal and courted leading free agent acquisitions such as DT Brian Young, T Wayne Gandy, TE Ernie Conwell and P Mitch Berger. The Saints have also traded for S Tebucky Jones, LB Derrick Rodgers and backup QB Todd Bouman, drafted such top contributors as DE Charles Grant, Pro Bowl G LeCharles Bentley, DT Johnathan Sullivan and WR Donte' Stallworth, and re-signed veterans such as WR Michael Lewis, TE Boo Williams and DE Willie Whitehead.

Loomis was the guiding force in the offseason construction at the team's headquarters in 2003, a needed facelift that has given the Saints one of the NFL's best training areas. The world-class structure now includes an indoor practice facility, a new weight room and a cafeteria. The locker room, training room and team meeting areas have also been redesigned and improved.

Loomis brings a blend of experiences to his position. In his former post as Director of Football Administration, he handled contract negotiations with free agents and draft

picks and also managed the club's salary cap structure. From draft meetings to post-practice evaluation sessions, Loomis has been a trusted voice among the Saints' highest management circle since he arrived in New Orleans in 2000 and his views have proven to be as savvy as his approach.

Prior to joining the Saints, Loomis spent 15 years with the Seattle Seahawks, most recently as Executive Vice President from 1992-98. He originally joined the Seahawks staff in October 1983, was promoted to vice president/finance in 1990 and then to executive vice president in 1992.

A native of Eugene, Ore., he graduated from Williamette High School in 1974 and played basketball at Northwest Christian College. Loomis earned his undergraduate degree in accounting from the University of Oregon and also holds a master's degree in sports administration from Wichita State University.

Loomis has two children: A son, Alex, and a daughter, Katherine.



Russ BALL

SENIOR FOOTBALL
ADMINISTRATOR

A highly-respected executive within the club, Senior Football Administrator Russ Ball enters his fourth season with the Saints and 16th year in the NFL. In addition to serving as a chief advisor on all major football decisions, his position comes with a wide spectrum of responsibilities, including salary cap management and contract negotiations. He also coordinates different areas of the day-to-day football operations with General Manager Mickey Loomis and Coach Jim Haslett.

Ball arrived in New Orleans after spending the 2001 season as the Director of Football Administration for the Washington Redskins. In that position, Ball assisted then-Head Coach Marty Schottenheimer with the daily responsibilities and administrative duties of running a NFL organization. His wide-ranging duties included managing the salary cap as well as overseeing the team's operations, video and athletic training departments and their respective budgets.

From 1999-2000, Ball served as Senior Football Administrator for the Minnesota Vikings, where he was responsible for assisting with player contracts and salary cap management. Before arriving in Minneapolis, Ball spent 10 seasons in Kansas City, serving as the Chiefs' assistant strength and conditioning coach for his first eight seasons and spending the final two years working under Schottenheimer in football operations.

Prior to joining the Chiefs, Ball served as head strength and conditioning coach at the University of Missouri from 1982-88. He was a four-year letterman as a center at Central Missouri State University.

Ball earned a masters degree in human performance from the University of Missouri in 1990, after receiving an undergraduate degree from Central Missouri State in 1981. He and his wife, Diana, have two children, Joe and Andrea.



**Rick
MUELLER**
DIRECTOR OF
PLAYER PERSONNEL

From grading highly-coveted NFL free agents to studying college prospects, Director of Player Personnel Rick Mueller serves as the Saints' point man in the never-ending effort to stock the roster with talented players. As the organization's top personnel executive, Mueller is responsible for all aspects of scouting and evaluation. His duties include supervising and coordinating the organization's legion of college and pro scouts, and his efforts peak each year by running the Saints' draft room.

Entering his fifth season in New Orleans, Mueller has helped shape the club's last four drafts and free agent classes, which now form the foundation of the team. The labor and travels that come with scouting the players selected in the draft has proven fruitful. On offense, the talent haul includes the selections of RB Deuce McAllister, who has been voted to the last two Pro Bowls, WR Donte' Stallworth, who has hauled in 11 touchdowns the last two years, and G LeCharles Bentley, who was voted to the Pro Bowl in 2003.

On defense, under Mueller's guidance the Saints' have selected DE Charles Grant, who has a team-high 17 sacks over the last two seasons, as well as key starters LB Sedrick Hodge and DT Johnathan Sullivan. And the long hours of draft preparation has helped New Orleans discover a handful of productive undrafted free agents, including TE Boo Williams.

But the NFL Draft hasn't been the lone source of talent for Mueller and the Saints in recent seasons. The club has landed top veterans via unrestricted free agency and trades such as DT Brian Young, T Wayne Gandy, WR Jerome Pathon, G Kendyl Jacox and LB Derrick Rodgers.

Mueller came to the team following a six-year stint with the Jacksonville Jaguars, where he was instrumental in that team's rapid rise from an expansion franchise in 1995 to AFC powerhouse. From 1996-99, Jacksonville captured two AFC Central Division titles and played in two conference championship games. Mueller served as the Jaguars' Director of College Scouting in 1998-99 and was in charge of his first college draft in 1999. Prior to being promoted to that position, Mueller was Jacksonville's college scout for the Western United States.

In 1993, Mueller served as Director of Player Personnel and wide receivers coach for the CFL Sacramento Gold Miners. In the spring and summer of 1992, he worked as defensive assistant and special teams coach for the World League's Sacramento Surge. In that assignment, Mueller worked alongside then-defensive coordinator Jim Haslett. The Surge finished with an 8-2 record and captured the World Bowl Championship.

Following that season, Mueller served as one of five pro scouts for the World League. Working for the Surge was Mueller's first pro assignment after serving as a graduate assistant at Washington State University from 1990-92 where he served as quarterbacks coach, head junior varsity coach and recruiting coordinator.

While at Washington State, he coached Buffalo Bills quarterback Drew Bledsoe, who was the first overall pick in the 1993 draft and a three-time Pro Bowl pick. Mueller began his football career as a training camp assistant with the Seattle Seahawks from 1985-90.

A graduate of the University of Puget Sound, Mueller was a three-year starter at quarterback. He received a bachelor's degree in communications in 1990 and attended graduate school studying communications at Washington State from 1990-92.

Mueller and his wife, Andrea, have twin sons, Chase and Rhett, and a daughter, Emry.



**James
NAGAOKA**
DIRECTOR OF OPERATIONS

Director of Operations James Nagaoka brings over 25 years of NFL experience to his post, including the last four with the Saints. He was promoted to his position in 2002 after serving as Director of Team Logistics/Box Office Manager following his arrival in 2000.

Nagaoka handles the day-to-day operations of the Saints and is responsible for team travel. In 2002, he served as the chief liaison during the construction of the indoor practice facility, locker room, weight room and cafeteria. He also oversees game day operations at the Superdome.

In 22 years with Seattle, Nagaoka had a wide spectrum of responsibilities, including entertainment, travel and as ticket director. He is a graduate of the University of Washington.



**Ricky
PORTER**
DIRECTOR OF PLAYER
DEVELOPMENT

The liaison for the players in their dealings with coaches and management, Director of Player Development Ricky Porter is entering his fifth year with the Saints. He also coordinates a development program for the players, including seminars in life skills, family assistance, internships and continuing education.

Porter was on Denver's coaching staff (1997-99) and spent 1996 with Tampa Bay. He also has NFL coaching experience with Buffalo (1991), New Orleans (1993) and Detroit (1994) through the league's Minority Coaching Fellowship Program. Porter played in the NFL with Detroit (1982), Baltimore (1983) and Buffalo (1987-89) and also played for the USFL Memphis Showboats (1985) and the CFL Montreal Alouettes (1986-87).

A graduate of Slippery Rock (1982), where he was the first player ever drafted from the school, Porter also holds a master's degree from Kent State.


Football Operations Administrative Staff



**DEBBIE
GALLAGHER**
Executive Assistant
to the G.M.



**GEOFF
SANTINI**
Director of Security



Rick REIPRISH

DIRECTOR OF COLLEGE SCOUTING

Rick Reiprish, a strong addition to the Saints' personnel department who joined the club this year, brings 25 years of NFL experience to his post as Director of College Scouting. His responsibilities include coordinating the club's staff of scouts and evaluating hundreds of college prospects in preparation for the yearly draft.

Reiprish joins the Saints after a nine-year stint (1994-2002) with Jacksonville, where he was one of the architects of the Jaguars' rapid ascension to the top of the AFC. He was responsible for all of the team's drafts since its inaugural effort in 1995, selecting such stalwarts as T Tony Boselli, DE Tony Brackens, RB Fred Taylor, S Donovan Darius and CB Fernando Bryant. Of the team's seven first-round picks from 1995 to 1999, each became a starter, more than any other NFL team in that span.

Originally hired as the Jaguars' director of college scouting on May 15, 1994, Reiprish was promoted to director of player personnel in 1998. He was responsible for the pro and college scouting departments, including directing the scouting of college players and the draft as well as the evaluation of veteran free agents.

Reiprish joined the Jaguars after working for the Seattle Seahawks for 10 years (1984-94), first as an area scout before being promoted to Eastern scout supervisor in 1989. He began his scouting career as a Southeast scout with BLESTO from 1979-82. From 1982-84, he was a personnel scout for the Kansas City Chiefs.

Reiprish coached wide receivers and running backs at Austin Peay State University (1973-76) before going to East Tennessee in 1977, where he coached quarterbacks and running backs. In 1978, he was the offensive line coach at North Alabama.

Born Sept. 14, 1950 in Shamokin, Pa., Reiprish graduated from Villanova in 1972 and earned a master's degree in education-administration and supervision from Austin Peay in 1974. He and his wife, Janet, have a son, Andrew.

! worth noting



The Saints have had 55 players voted to the Pro Bowl since Owner Tom Benson installed his initial management team in 1986, including RB Deuce McAllister and G LeCharles Bentley in 2003.

Only 20 players represented New Orleans in the postseason all-star game in the 19 seasons before Benson took control of the franchise. The Saints have also had 38 players earn first-team All-Pro honors since 1986, while only 14 won the honor before that season.



Rick THOMPSON

COLLEGE SCOUTING COORDINATOR

Entering his fifth year in New Orleans as the club's College Scouting Coordinator, Rick Thompson oversees all activities of college scouting and is the director of the team's training camp operations.

Thompson joined the Saints' staff after a lengthy tenure with the Seattle Seahawks, where he was an original member of that club's staff. He started out in Seattle in 1975 as an assistant in the player personnel department and was promoted to assistant player personnel director in July of 1984. Thompson was promoted to assistant football operations director in May, 1998, and served as an area scout in 1999. He also served as the Seahawks' training camp director from 1978-98.

Thompson is a graduate of Hamline University in St. Paul, Minn., where he earned a degree in sports administration. Thompson, who grew up in Bloomington, Minn., worked part time for the Minnesota Vikings for five years while he was an undergraduate in college. He and his wife, Kathy, have a daughter, Kacie, and a son, Nick.



Mike BAUGH

PRO SCOUT

Entering his fifth season with New Orleans and 13th year in the NFL, Pro Scout Mike Baugh evaluates free agent prospects, assists in the club's yearly draft preparations and studies the tendencies of future opponents during the season as an advance scout.

Prior to joining the Saints, Baugh spent eight years in various capacities with the Seattle Seahawks. Baugh joined that club in 1992 as a public relations intern. From 1993-96, he served as an administrative assistant to Seahawks head coaches Tom Flores and Dennis Erickson.

In 1997, Baugh moved over to the Seahawks' personnel department, where he started as a scouting assistant in 1997 before being named manager of football administration in 1998. In 1999, his final season in Seattle, he was named assistant director of pro scouting.

Baugh graduated from Central Washington University with a bachelor's degree in business administration. He and his wife, Christine, have a daughter, Hannah, and a son, Brett.

ORGANIZATION

PLAYERS

REVIEW

RECORDS

HISTORY

SPECIFICS

ORGANIZATION

PLAYERS

REVIEW

RECORDS

HISTORY

SPECIFICS



Grant NEILL PRO SCOUT

Entering his 10th season with the Saints and seventh in the player personnel department, Pro Scout Grant Neill helps uncover and evaluate future free agent prospects, assists in the club's yearly draft efforts and studies film of future opponents.

Before being promoted to his current post in 2000, Neill handled advance scouting duties for the Saints' coaching staff after joining the club's football operations as a Pro Scout in 1998.

A Pasadena, Calif., native, Neill played four years as a cornerback and punter for Occidental College, earning a degree in kinesiology in 1995. Neill and his wife, Lani, have a son, Ethan.



Ryan PACE PRO SCOUT

Recently promoted to Pro Scout, Ryan Pace enters his fourth season with the Saints and third year in the club's personnel department. The responsibilities of his position include evaluating free agent prospects, the advance scouting future opponents and assisting in the club's yearly efforts in the NFL Draft.


Since the start of 2002, Pace had served as a scouting assistant, where he helped evaluate veteran free agents from around the league as well as players from NFL Europe and the CFL. He also tracked player movement, broke down film and assisted in the preparation of the draft room.

Pace started with the Saints in 2001, assisting in the coordination of all operations on game days, in training camp and with the Louisiana Superdome. Recently engaged (Stephanie), Pace was a four-year letterman at defensive end for Eastern Illinois University (1995-99) and graduated with a degree in marketing.

! worthnoting

Under Coach Jim Haslett, the Saints have been especially effective vs. their division opponents since 2000:

TEAM	W	L	Pct.
Carolina Panthers	5	3	.625
Atlanta Falcons	5	3	.625
Tampa Bay Buccaneers	3	2	.600
Overall	13	8	.619



Mike FAULKNER AREA SCOUT

Bringing nearly three decades of experience to his position, Mike Faulkner enters his fourth year with the Saints and his second as Western Regional Supervisor. He was promoted to his current position in 2003 after serving for two years as an area scout, and he is responsible for evaluating college players in the western United States.

Faulkner enters his 29th NFL season as a scout after stints with Washington (1974-78, 2000), The New York Giants (1980), The New York Jets (1983-89), Cleveland (1990), San Francisco (1991-97) and Seattle (1998-99).

Faulkner coached in the CFL with Toronto (1979) and Montreal (1982) and was a college coach at Eastern Illinois in 1981. He started coaching in the prep ranks in West Virginia in 1972. He played quarterback and defensive back at West Virginia Tech from 1965-69.




Tim HEFFELFINGER AREA SCOUT

Tim Heffelfinger enters his sixth season as an Area Scout for the Saints. He is responsible for scouting the schools in the Midwest region of the country.

Heffelfinger was an assistant coach at UCLA from 1996-98, working with the Bruins' offensive line and tight ends during those three seasons. He also received a master's degree from UCLA's School of Education.

A graduate of Northwestern University in 1990, Heffelfinger played defensive tackle before his career was cut short by a career-ending back injury. Following graduation, he worked in the business sector as a sales representative for The Quaker Oats Company and Converse.

Heffelfinger and his wife, Amy, live in Illinois and have two children.




James JEFFERSON AREA SCOUT

James Jefferson is in his fifth season with the Saints as an Area Scout. Responsible for scouting the schools in the Southwest region of the country, Jefferson brings 10 years of professional playing experience and four years of college coaching to his position.

FOOTBALL OPERATIONS

Jefferson joined the Saints after having spent the 1996, 1998 and 1999 seasons as a secondary coach at Texas A&M-Kingsville. In between his stints at that school, he served as secondary coach at Alabama State in 1997.

Jefferson, a defensive back out of Texas A&M-Kingsville, played with the Seattle Seahawks from 1989-93. He began his professional career as a defensive back with the Winnipeg Blue Bombers of the CFL from 1986-88 and closed out his professional career with the British Columbia Lions of the CFL from 1994-95.



**Bill
QUINTER**
AREA SCOUT

Providing an experienced voice in the Saints' personnel department that comes with the expertise from logging over 40 years of playing, coaching and scouting the game, Bill Quinter enters his fifth season in New Orleans and ninth in the NFL. He is responsible for player evaluations for all professional leagues and film breakdown and analysis of upcoming opponents. Quinter is also responsible for the west coast as an Area Scout.

Quinter joined the Saints staff in 2000 after spending 1999 as a scout for the New York Giants. He was with the Seattle Seahawks from 1995-98, starting as a player personnel assistant before being promoted to pro scouting director. Quinter has also spent 24 seasons in the Canadian Football League as a player, coach and administrator.

Quinter played in the NFL with the Washington Redskins in 1962 before joining the Ottawa Rough Riders in 1963. His playing career was highlighted by earning All-CFL honors at linebacker in 1964. Quinter also had stints with the Dallas Cowboys and Atlanta Falcons.

He started his coaching career at Indiana State in 1968 and moved on to the University of Pittsburgh, where he stayed until 1972. Quinter went back to the CFL as an assistant with the Toronto Argonauts in 1973, where he stayed until becoming the defensive coordinator of the Calgary Stampeders from 1975-76. He joined the British Columbia Lions in 1977 as offensive line coach, and served as the club's defensive line coach from 1981-82. In 1983, the Lions named him their player personnel director. From 1984-86, he was named the general manager of the Saskatchewan Rough Riders.

From 1987-90, he was the player personnel director of the Winnipeg Blue Bombers before rejoining Saskatchewan in 1990 in the same capacity and staying with the Rough Riders until 1994.

Quinter and his wife, Christine, have six children, sons, Jason and Bill Jr., and daughters, Judi, Josie, Jenny and Joy.

FOOTBALL OPERATIONS



**Mark
SADOWSKI**
AREA SCOUT

Mark Sadowski enters his seventh year in the Saints scouting department, and fifth as an Area Scout. Sadowski's territory in the Saints scouting system, the Southeast, is traditionally one of the most fertile in the country for NFL prospects.

Prior to becoming an Area Scout, Sadowski served as a combine scout working for National Football Scouting and covered the Deep South region. He joined the Saints in 1998 as the NFC pro scout and also handled all the advance scouting duties for the coaching staff.

Sadowski played safety at Tulane from 1992-93 until suffering a string of knee injuries that ended his career. He worked for Buddy Teevens as a defensive coaching assistant from 1994-96 and then for Tommy Bowden in 1997 as a defensive/special teams coaching assistant.

A Chicago native, Sadowski earned his engineering degree from Tulane and lives in Atlanta.



**Andy
WEIDL**
AREA SCOUT

Andy Weidl enters his fifth year with the Saints and third as an Area Scout after serving for two years as the club's combine scout. In his current post, he is responsible for scouting the college players in the northeast region of the country. Weidl joined the Saints after working for the Pittsburgh Steelers, where was in the player personnel department for two seasons.

With the Steelers, Weidl was involved in the overall evaluation of both college and professional players. Prior to joining the Steelers, he served as a television sports reporter for Comcast Cablevision of Philadelphia.

A Pittsburgh native, Weidl was a four-year starter on the Villanova football team and graduated with a bachelor's degree in communications in 1996. In 1997, he earned his master's degree in human organizational science from Villanova.



Barrett WILEY

COMBINE SCOUT

With responsibilities that include evaluating college players for the Saints as well as the National Football Scouting Combine, Barrett Wiley enters his second season as the club's Combine Scout. The Saints are part of the scouting service, and Wiley's reports are shared with the other clubs that are members.

Wiley enters his sixth season in New Orleans. Prior to becoming the combine scout, Wiley had served as one of the team's area scouts from 2001-2002. His responsibilities included scouting players at the schools in the western United States.

Before serving as an area scout, Wiley worked as a football operations assistant for the Saints in 2000. He joined the club in 1999 as an assistant in the media relations department.

Wiley, a native of New Orleans who graduated from De La Salle High School, played defensive back for Guilford College in Greensboro, N.C. from 1995-98 and graduated with a degree in sports management in 1999.

Player Personnel Staff



MELANIE McLAUGHLIN
Administrative Assistant

! worth noting



QB Aaron Brooks tossed 24 touchdowns and only eight interceptions in 2003 while completing 306 of 518 attempts (59.1 percent) for 3,546 yards.

His plus-16 difference between TD passes and interceptions is the new benchmark for a quarterback in club history, and his passer rating of 88.8 was a career-high. Brooks' top target, WR Joe Horn, set a team record with 10 touchdown grabs and became the first Saints' player to record four-straight seasons with over 75 catches.



Greg BENSEL

DIRECTOR OF MEDIA & PUBLIC RELATIONS

Serving as the primary liaison between the team and the local and national media, Director of Media & Public Relations Greg Bensel enters his eighth season with the Saints. In addition to managing all aspects of the club's internal and external communications and publications, Bensel works with the NFL's network media partners and serves as the club's official spokesman on football-related matters.

Prior to joining the Saints, Bensel served as Director of Media Relations for the Super Bowl XXXI Host Committee and the Greater New Orleans Sports Foundation. He has worked on the NFL public relations staffs for Super Bowl XXXII, XXXIII and XXXVI. Bensel has also served on the media committee for the NCAA Men's Final Four, the SEC Men's Basketball Tournament and the NOKIA Sugar Bowl.

Bensel is a New Orleans native who graduated from Jesuit High School and Tulane University. After college, he worked as a media relations administrator for the Professional Golfers Association in Palm Beach Gardens, Fla., where he served on the PGA's public relations staff for the 1991 PGA Championship, the 1991 Senior PGA Championship and the 1991 Ryder Cup.

Bensel and his wife, Jane, and daughter Kate Faulkner reside in New Orleans.

Media & Public Relations Staff Photography



NICK KARL
Media & Public Relations Assistant



JUSTIN MACIONE
Media & Public Relations Manager



RICKY ZELLER
Assistant Director of Media & Public Relations



MICHAEL C. HEBERT
Director of Photography



Dave
DESPOSITO
VIDEO DIRECTOR

Entering his third season with the Saints, Video Director Dave Desposito and his staff help put the club's weekly game preparation in motion by filming all games and practices and editing the video for the coaches and players to analyze during meetings.

He also breaks down the opponent's weekly game film and keeps a detailed archive for Coach Jim Haslett and his staff. Since Desposito's arrival in 2002, the Saints have installed a state-of-the-art, digital editing system that is networked throughout the building on the coach's and scout's computers.

Desposito came to New Orleans after working for the Jacksonville Jaguars, where he was the club's Assistant Video Director from 1998-2001. Prior to his stint in Jacksonville, he worked from 1993-97 for the New York Giants as an intern, coaches' show assistant and video assistant.

A native of Little Ferry, N.J., Desposito graduated from William Paterson University with a degree in communications. He and his wife, Christine, have a daughter, Abigail.

VideoStaff



JEFF GONZALES
Video Assistant



ROBERT HARRIS
Video Assistant



JEFF JACOBS
Assistant Video Director

! worthnoting



Coach Jim Haslett has posted 34 regular-season victories since arriving in New Orleans in 2000, the Saints' highest four-year win total for a head coach other than Jim Mora's 38 victories from 1986-89. In 2000, Haslett also led the team to its first playoff win.



Scottie B.
PATTON
HEAD ATHLETIC TRAINER

A veteran of 13 years in the NFL, Scottie Patton enters his fifth season with the Saints as Head Athletic Trainer. In his position, Patton coordinates the medical care and injury rehabilitation for the team.


The third head athletic trainer in club history, Patton joined the Saints in 2000 after serving as an assistant athletic trainer with the Philadelphia Eagles from 1996-99 and an assistant athletic trainer for the San Francisco 49ers for five years. Patton was on the athletic training staff of the Super Bowl XXIX Champion 49ers in 1995. He has also served twice as an athletic trainer for the NFC squad at the Pro Bowl.

Patton earned a bachelor's degree in Sports Medicine/Exercise Science from Appalachian State University in 1990. After enrolling in graduate school at the University of South Carolina, Patton completed his master's in Sports Medicine at San Jose State in 1996. A certified athletic trainer, he is a member of the National Athletic Trainers Association (NATA) and the Professional Football Athletic Trainers Society.

Patton began his career as a graduate assistant athletic trainer at South Carolina (1990-91), as a student athletic trainer at Appalachian State (1986-90) and a summer training camp and assistant athletic trainer with the 49ers in 1988-89.

During his final two years with the Eagles, Patton created the Football/Athletic Training Clinic, a non-profit venture in the offseason that provided instruction in athletic training and football skills in his hometown of Gastonia, N.C.

Patton has two children: Cameron (14) and Alexis (8).



Duane
BROOKS
ASSISTANT ATHLETIC TRAINER

Entering his third season with the Saints as Assistant Athletic Trainer after serving six years in a similar position at Florida State University, Duane Brooks works under the direction of Head Athletic Trainer Scottie B. Patton to rehabilitate and treat players throughout the year. Brooks is also responsible for two tracking systems that

monitor a player's progress from injuries for both the club and the NFL.

While at Florida State, Brooks was an assistant football athletic trainer and head trainer for the baseball team. He traveled to the College World Series three times and participated in four national football championship games. Brooks also completed summer internships with the Tampa Bay Buccaneers in 1992, 1993 and 1996.

Brooks, a member of both the National Athletic Trainers Association and the Louisiana Athletic Trainers Association, earned his degree from Florida A&M and his graduate degree in athletic administration at Florida State. He and his wife, Natasha, have a son, Rashaad.



Kevin MANGUM
ASSISTANT ATHLETIC TRAINER

One of the club's longest-tenured employees, Kevin Mangum enters his 24th season with the Saints as Assistant Athletic Trainer. In his position, Mangum works with Head Trainer Scottie Patton to treat and rehabilitate injured players. Mangum also works with the rest of training staff to maintain the overall health and welfare of the team.

A native of Tylertown, Miss., Mangum has compiled an impressive list of honors since joining the Saints' training staff. He received the Southeast Athletic Trainers Association's 1991 Backbone Award, which recognizes the region's outstanding assistant athletic trainer, and was part of the NFL Athletic Training Staff of the Year in 1986.

Mangum was a student athletic trainer for two years at Southwest Mississippi Junior College and two more at the University of Southern Mississippi before joining the Saints in 1981. He received a bachelor's degree in athletic administration with a specialization in athletic training from USM in 1981, and an advanced degree in physical education from the University of New Orleans in 1988. Mangum was inducted into the Southwest Mississippi Junior College Sports Hall of Fame in 1995.

He and his wife, Susie, and their five children: Katie, Megan, Scott, Kevin Paul and Mark, reside in Kenner.

Medical Staff




Dr. JOHN AMOSS
Team Physician




Dr. TIM FINNEY
Team Orthopedist



REGGIE STONE
Assistant Athletic Trainer

! worth noting 

2003 was another solid season for the Saints' offense under the direction of coordinator Mike McCarthy. The unit converted 106 first downs to set a team record, and its 46.3 success rate on third-down conversions also established a new club mark.



Dan SIMMONS
EQUIPMENT MANAGER

Known to all around the club's training facility as "Chief," Equipment Manager Dan Simmons is in his fourth decade of employment with the New Orleans Saints. In 2002, Simmons was honored by the organization for his 30th season with the club, becoming only the second person to reach that level of service with the Saints since the team's founding in 1967.

Simmons was hired for his current position on April 1, 1973 and has been with the organization longer than any other current employee. He is responsible for the myriad of details that go into filling an NFL team's daily needs, including the purchase, upkeep and repair of all equipment and uniforms for players and coaches, the transportation of that equipment to and from all road trips and the daily practice field arrangement.

Dedication to an NFL team runs in his blood. His father, Bill, started the family tradition by holding a similar post with the St. Louis Cardinals for 22 years. Dan, who in 1994 was honored as the first recipient of the Whitey Zimmerman Award that recognizes the NFL Equipment Manager of the Year, came to New Orleans after working with his father.

Simmons, a graduate of Meramec College in St. Louis, served for four years in the Navy, including a stint in Vietnam.

He and his wife, Elaine, live in Mandeville. They have three grown children, Tracy, Tony and Amy, along with four grandchildren.

Equipment Staff



NOLAN CASTEX
Equipment Assistant



EDDIE FALGOUT
Assistant

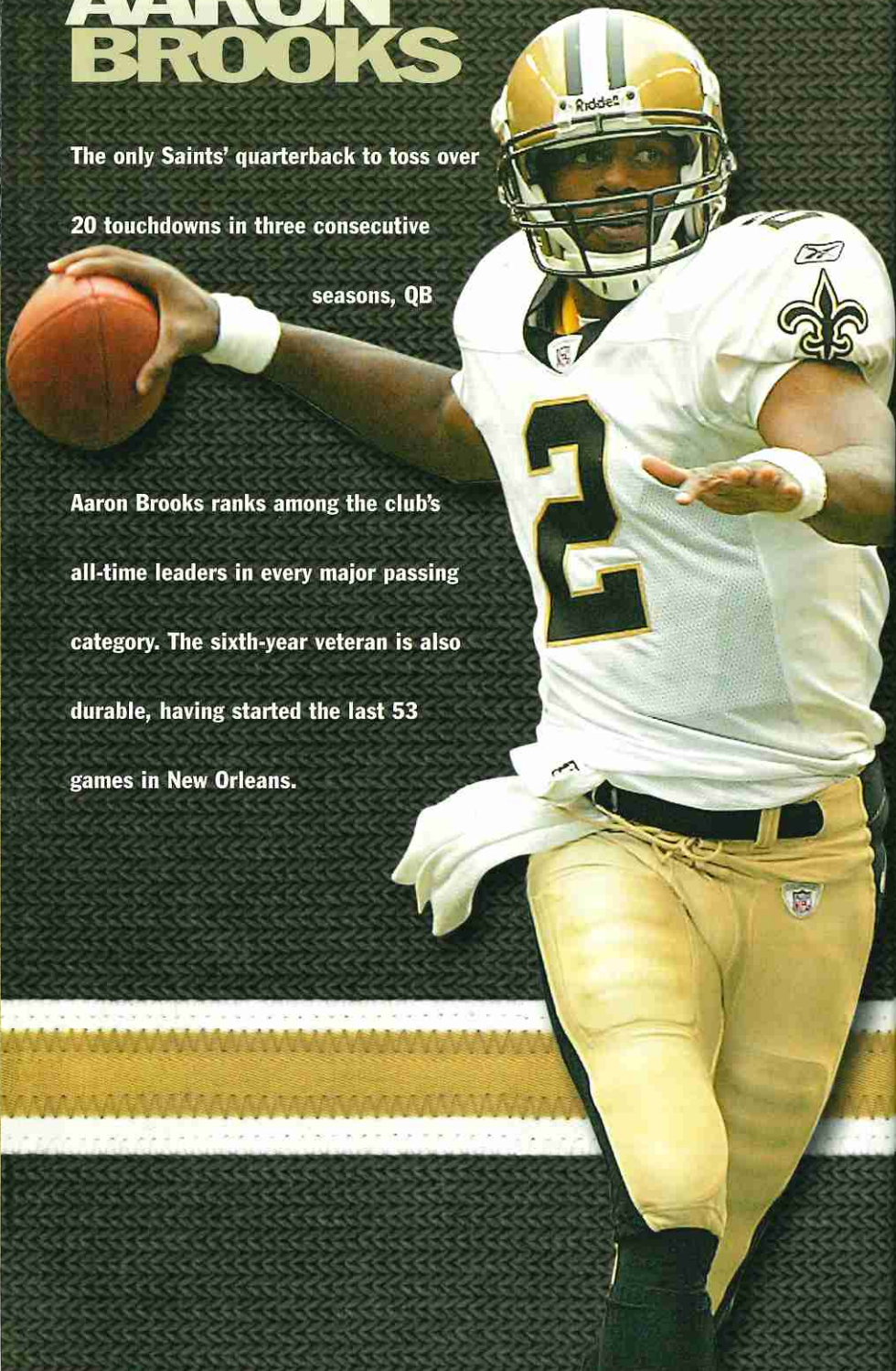


GLENNON "SILKY" POWELL
Assistant Equipment Manager


AARON BROOKS

The only Saints' quarterback to toss over
20 touchdowns in three consecutive
seasons, QB

Aaron Brooks ranks among the club's
all-time leaders in every major passing
category. The sixth-year veteran is also
durable, having started the last 53
games in New Orleans.



COACHING STAFF



Jim HASLETT HEAD COACH

Coach Jim Haslett, who has notched 34 regular-season victories and the first playoff win in franchise history since being hired in early 2000, enters his fifth season as Head Coach of the New Orleans Saints. After four seasons of rebuilding the roster following a six-season stretch (1994-99) where the Saints posted 32 wins, Haslett's victory total and winning percentage (.531) already rank second in team record books among the club's 13 head coaches.

To get his message across, he fosters teamwork while relying on intensity, a zeal for preparation and a dedication to the basics of blocking and tackling. In an NFL era where the makeup of a team changes dramatically each year because of free agency, Haslett's ability to create a winning atmosphere among those who were once football strangers ranks among his greatest strengths.

Though his focus remains firmly on the future, the Saints' success over his first four seasons cannot be ignored. Never has his gritty leadership and single-minded determination been more evident than in 2003. With a roster full of inexperienced youngsters and eight new starters sprinkled throughout the lineup, New Orleans bounced back from a 1-4 start to win seven of the final 11 games. Haslett held the club together during that difficult beginning to keep the Saints in playoff contention until the 16th week of the season, and of the team's final four defeats, three were by a touchdown or less.

The Saints' offense again sparkled, setting club records for third-down conversions (106), third-down conversion percentage (46.3) and fewest interceptions (eight) while RB Deuce McAllister emerged as one of the NFL's top players. And on defense, New Orleans held 11 opponents to 20 points or less and gave up an average of 12 points per game in December.

Observers predicted a lengthy rebuilding project when Haslett arrived in 2000, but he has ignored that timetable and the expectations surrounding the Saints have grown with his demanding standards. Haslett just keeps pushing forward, including signing a multi-year extension in August of 2002 which keeps the strong-willed coach under contract with New Orleans through 2006, with options to extend.

Despite having 10 new starters in 2002, the Saints posted a 9-7 record that included a pair of victories over the Super Bowl XXXVII-Champion Tampa Bay Buccaneers. New Orleans led the NFC with a team-record 432 points that season, while the special teams emerged as one of the league's most opportunistic units.

Haslett's attention to detail and commitment to preparation are best reflected in how New Orleans has performed on the road. The Saints are 19-13 (.593) in enemy stadiums under Haslett, despite the club having dropped the previous 14 away games before he was hired.

Haslett led New Orleans to the NFC West title and a playoff victory in 2000. The team put an exclamation point on a memorable season with a 31-28 triumph over the St. Louis Rams on Dec. 30, 2000 to notch the first playoff win in New Orleans. With that win, Haslett had led the Saints to greater heights in his first season than the club's previous 12 head coaches. Following that effort, he was a unanimous selection for NFL Coach of the Year.

COACHING STAFF

Haslett's 34 regular-season victories ranks second in club history, trailing only Jim Mora's 93 wins from 1986-96. The Saints have been defined by an attacking defense and a hard-nosed offense during Haslett's tenure by posting 190 sacks over the last four seasons while averaging a robust 364 points.

A 22-year veteran of the NFL as a player and coach, Haslett was hired by New Orleans on Feb. 3, 2000. With the reputation as a player's coach who accepted little nonsense, Haslett's coaching star had been on the rise in league circles for years. He spent 1997-99 as the defensive coordinator for the Pittsburgh Steelers, where his aggressive schemes helped create some of the NFL's most dominating units. He tutored a defense that led Pittsburgh to the AFC Championship Game in 1997.

This is Haslett's second tour of duty in New Orleans. He spent two years with the Saints, first as the linebackers coach in 1995 followed by a one-year stint as the defensive coordinator under Mora in 1996. In his first season as coordinator, New Orleans improved from 22nd to 13th in the NFL in defense.

! worth noting

Haslett has the second-highest winning percentage among the 13 head coaches in club history:

Coach	Seasons	Record	Pct.
Jim Mora	1986-96	93-74-0	.557
Jim Haslett	2000-	34-30-0	.531
Bum Phillips	1981-85	27-42-0	.391
Dick Nolan	1978-80	15-29-0	.341
John North	1973-75	11-23-0	.324
Mike Ditka	1997-99	15-33-0	.313
Tom Fears	1967-70	13-34-2	.286
Wade Phillips*	1985	1-3-0	.250
Dick Stanfel*	1980	1-3-0	.250
Hank Stram	1976-77	7-21-0	.250
J.D. Roberts	1970-72	7-25-3	.243
Ernie Hefferle*	1975	1-7-0	.125
Rick Venturi*	1996	1-7-0	.125

* Indicates interim coach

**Records reflect regular season contests only.
Playoff games with the Saints: Jim Mora 0-4,
Jim Haslett 1-1.

From 1993-94, Haslett was the linebackers coach for the Los Angeles Raiders. In 1993, the Raiders posted a 10-6 record, while current Saints linebackers coach Winston Moss had one of the best seasons with a team-high 102 tackles. Haslett's contributions helped push the Raiders' defense to a top 10 ranking both seasons.

From 1991-92, Haslett was the defensive coordinator for the Sacramento Surge of the World League. In 1992, the Surge won the WLAF title. Serving on Haslett's staff that year as defensive assistant was Rick Mueller, now the Saints' Director of Player Personnel. Haslett opened his coaching career in 1988, handling linebackers at the University of

Buffalo. A year later he was promoted to defensive coordinator and stayed for two years.

The bedrock of Haslett's coaching principles was forged during his stellar playing career. After being drafted out of Indiana University of Pennsylvania in the second round of the 1979 NFL Draft by the Buffalo Bills, Haslett was voted the Associated Press Defensive Rookie of the Year. He played eight seasons with the Bills – including earning All-Pro honors in 1981 – and finished his career in 1987 with the New York Jets.

Haslett played defensive end at IUP, where he was selected as a three-time All-American. He enrolled at IUP and joined the football team as a walk-on, yet still set school records with 20 sacks and five fumble recoveries in a season. As a senior Haslett even took over the team's punting duties and averaged 41.5 yards per kick. His collegiate career was recognized with his induction into the College Football Hall of Fame in 2001.

Born Dec. 9, 1955, in Pittsburgh, Haslett and his wife, Beth, have two daughters, Kelsey and Elizabeth, and a son, Chase.

i jimhaslett



PLAYING CAREER

1975-78 Was a three-time All-American defensive end at Indiana University (Pa.) and the ECAC Division II Player of the Year as a senior. Inducted into College Football Hall of Fame in 2001.

1979 Drafted in second round (51st overall) by Buffalo Bills and converted to inside linebacker. In his first season, he started all 16 games and led the team with 131 tackles. Earns All-Rookie honors and named Associated Press Defensive Rookie of the Year.

1980 Recorded 125 tackles and two interceptions for the AFC Eastern Division Champion Bills. Earns All-AFC honors.

1981 Led Buffalo with 135 tackles as the Bills advanced to the AFC Divisional Playoffs.

1984 Rebounded from injuries in 1982-83 to post 144 tackles. Selected as a member of the Bills Silver Anniversary All-Time team.

1985 Recorded a career-high 170 tackles and picked off a Dan Marino pass vs. Miami in the finale, his first interception since 1980.

1987 Concludes final NFL season with the New York Jets, closes career with nearly 800 tackles and six interceptions.

COACHING CAREER

1988-90 Linebackers coach for the University of Buffalo in 1988, defensive coordinator in 1989 and 1990.

1991-92 Defensive coordinator for the Sacramento Surge of the World League, which won the WLAF Championship in 1992.

1993-94 Linebackers coach for the Los Angeles Raiders.

1995-96 Linebackers coach for the Saints in 1995, promoted to defensive coordinator in 1996.

1997-99 Defensive coordinator for the Pittsburgh Steelers, which advanced to the AFC Championship game in 1997.

2000 Named the 13th Head Coach of the Saints on Feb. 3. Led New Orleans to a 10-6 record, the NFC West title and the franchise's first playoff victory in his opening season. For his efforts, he was named NFL Coach of the Year by several media outlets.

2002 Signed multi-year contract extension in August, keeping him under contract with New Orleans through 2006, with options to extend.

2003 Notched 34th victory in New Orleans in finale over playoff-bound Cowboys. Victory total ranks second to Jim Mora (38 wins from 1986-89) in club history among head coaches in first four seasons.

ORGANIZATION

PLAYERS

REVIEW

RECORDS

HISTORY

SPECIFICS

ORGANIZATION


PLAYERS

REVIEW

RECORDS

HISTORY

SPECIFICS



Mike McCarthy OFFENSIVE COORDINATOR

With innovative game plans that feature both chain-moving rushing power and quick-strike passing, the Saints' offense has emerged as one of the NFL's most consistent and explosive attacks since the arrival of coordinator Mike McCarthy in 2000. The unit has blazed a wide path through the club's all-time record book on a yearly basis, and McCarthy is considered not only one of the league's top young strategists, but also the most successful offensive coordinator in franchise history.

Though the Saints' history was once filled with teams dominated by their defenses, McCarthy has led an offensive revival in New Orleans. He has done so by relying on an uncompromising attention to detail, skilled planning and a dedication to the principles of the West Coast offensive system. After leading the NFC in scoring in 2002 with 432 points and 49 touchdowns, the Saints had another record-breaking season in 2003.

New Orleans ranked third in the league with a club-record 46.3 percent conversion rate on third down and also set team marks with only eight interceptions and 106 third-down conversions. The 340 points the Saints scored last season was the eighth-highest in club history, and all four of the team's scoring totals since 2000 under McCarthy rank in the club's all-time top 10.

Those weren't the only new records established by the offense last season, as McCarthy put the club's legion of playmakers in position to have success on a weekly basis. QB Aaron Brooks was twice named NFC Offensive Player of the Week, including when he tossed five touchdowns vs. the New York Giants on Dec. 14. RB Deuce McAllister, who also took home an NFC Player of the Week award (Week 13), rushed for over 100 yards in a team-record nine-straight games and became the first player in club history to post over 2,000 yards from scrimmage (2,157, including 1,641 rushing). And WR Joe Horn set a team club mark with 10 touchdown receptions despite missing the finale with an injury.

Brooks, who McCarthy first tutored as quarterbacks coach in Green Bay in 1999 during the passer's rookie season, has developed into one of the NFL's most dangerous young passers. In 53 regular-season starts with the Saints, Brooks has recorded over 250 passing yards a club-record 21 times and also ranks second in team history with 86 touchdown passes. His eight interceptions last season were an all-time low for a New Orleans QB in a 16-game season. In 2000, Brooks stepped in for an injured Jeff Blake and threw for a team-record 441 yards in one contest and rushed for 108 yards a week later while leading the club to the playoffs.

Setting records has been a familiar refrain for the Saints since McCarthy began directing the offense. New Orleans finished 10th in the NFL in total offense in 2000 and 2001, marking the first years since 1979 that the club closed a season ranked among the NFL's top 10. In 2003, the Saints ranked 11th on offense, including eighth in passing.

Upon McCarthy's hiring, the Saints hadn't had a wide receiver reach 1,000 yards in eight

years, but Horn has averaged 1,222 yards over the last four seasons. Also until 2000, the team hadn't had a running back post a 1,000-yard season in a decade, but a Saints' running back has reached the milestone each of the last four seasons, with McAllister's 3,029 yards since 2002 ranking as the highest two-year total in franchise record books. Over the last two seasons, McAllister has recorded a club career-record 17 100-yard performances, including an NFL-leading nine in a row in 2003.

In addition to the slew of team records established in 2002, Brooks set a club-record with 27 touchdown passes, Horn posted a franchise-best six 100-yard receiving days and WR Donte Stallworth hauled in eight touchdown grabs, more than any rookie in club history. That season, New Orleans joined the New York Giants as one of only two teams to have a 3,500-yard passer, 1,300-yard rusher and 1,300-yard receiver.

Following the 2000 season, McCarthy was chosen as the NFC Assistant Coach of the Year by USA Today. Since then, the success of his system has proven that McCarthy's teachings haven't been held back by the influx of new personnel or the efforts of opposing defenses. He has worked with some of the game's most accomplished coaches and players, with each helping shape McCarthy's offensive philosophy.

While coaching quarterbacks at Green Bay in 1999, the Packers ranked seventh in the NFL in passing and ninth overall in total offense, with quarterback Brett Favre passing for 4,091 yards.


McCarthy also spent six seasons with the Kansas City Chiefs, serving as quarterbacks coach for the last four years. As an offensive assistant in 1993-94, he worked closely with Hall of Fame quarterback Joe Montana. As QB coach from 1995-98, McCarthy's signal callers threw just 52 interceptions — the lowest total in the AFC during that period despite Kansas City using three starting quarterbacks during that span (Steve Bono, Rich Gannon and Elvis Grbac).

Before joining the Chiefs, McCarthy coached at the University of Pittsburgh from 1989-92 under Coach Paul Hackett, renowned as an innovator in West Coast offenses. McCarthy spent his first three years working with the quarterbacks before tutoring the wide receivers during his final season at the school. McCarthy's top pupil at Pittsburgh, QB Alex Van Pelt, broke Dan Marino's school records for career and single-season passing yards.

A collegiate tight end, McCarthy was an all-conference selection (1985-86) at Baker University (Kan.). McCarthy captained the school's 1986 team that finished as an NAIA Division II National runner-up. After his playing career, McCarthy joined the coaching staff at Fort Hays State (Kan.) as a graduate assistant from 1987-88.

The Pittsburgh, Pa., native was born Nov. 10, 1963, and has a daughter, Alexandra.

PLAYING CAREER: Baker University 1985-86.
COACHING CAREER: Fort Hays State 1987-88, University of Pittsburgh 1989-92, Kansas City Chiefs 1993-98, Green Bay Packers 1999, New Orleans Saints 2000-.



Rick VENTURI DEFENSIVE COORDINATOR

For over two decades he has been a constant in NFL coaching circles, holding nearly every title along the way, working alongside some of the league's top coaches and earning a reputation among his peers as one of the game's leading defensive strategists and teachers. He has spent countless hours on practice fields, in meeting rooms, studying film and pacing the sidelines, a work ethic that has kept Rick Venturi among the innovators during the steady evolution of defensive strategy in the NFL.

He enters his ninth season on the Saints' coaching staff and third as defensive coordinator. Fueled by a limitless supply of intensity and competitiveness, Venturi has earned the respect of players and fellow coaches by consistently cutting out the clutter and breaking each player's responsibilities down into their simplest form. He will rely on those skills again after posting what may have been one of his top coaching performances in 2003.

While working a slew of new starters into a youthful defense last season, Venturi's unit improved nearly every week. Over the last 12 games, the defense gave up only 207 points (an average of 17.25 points per contest). During that span, New Orleans held five opponents to two touchdowns or less and the defense did not allow an opposing wide receiver to score a TD after the fourth quarter at Tampa Bay on Nov. 2. And over the final four games the Saints surrendered a scant 48 points (an average of 12 per contest).

For the season, opponents averaged 20.4 points per game as New Orleans held 11 teams to 20 points or less. The year before the Saints held only one foe to below 20 points. Despite that, the club featured one of the league's most opportunistic units in 2002 by tying for third in the NFL with 38 takeaways (20 interceptions, 18 fumble recoveries).

Venturi was promoted to defensive coordinator after serving as the Saints' defensive backs coach from 2000-2001, a position he also held in New Orleans in 1998. Venturi had also held the title of assistant head coach from 1997-2001. While he stopped serving in that capacity in 2002 to concentrate fully on the defense, the additional title was a reflection of the respect for Venturi held by Jim Haslett and the entire coaching staff.

In his final two seasons as a position coach, Venturi's secondary was one of the strengths of a unit that annually ranked among the league's toughest defenses. In 2001, CB Fred Thomas emerged as a consistent starter and has since become a leader of the secondary. In 2000, the Saints ranked 10th in the NFL in pass defense and had 20 interceptions.

Venturi first brought his expertise to the defensive backfield in 1998. That season, the Saints secondary scored five of a team-record nine defensive touchdowns while posting an NFC-high 21 interceptions. In 1999, Venturi served as linebackers coach, the same position he held when he joined the Saints in 1996.

In his first year in New Orleans, Venturi was promoted to head coach eight games into the season and held the club together during a difficult period. With a new coaching staff in

1997, he was retained as linebackers coach and first took on the additional duties of assistant head coach.

Prior to joining the Saints, Venturi spent two years working under head coach Bill Belichick with the Cleveland Browns, first as secondary coach in 1994 and as defensive coordinator/linebackers coach in 1995.

The first 12 seasons of Venturi's NFL coaching career were spent with the Colts. He joined Baltimore as an assistant in 1982 and remained through 1993. He began 1991 as defensive coordinator/linebackers coach before taking over as interim head coach with 11 games left. He also served as defensive coordinator with the Colts in 1984 and 1992-93.

Venturi played quarterback and defensive back at Northwestern University, where he earned a dual degree in physical education and history and later added a master's degree in education. His first coaching stop was at his alma mater in 1968. From 1973-76, he was on the staff at Purdue before moving on to Illinois for 1977. He returned to Northwestern in 1978, where at 31 he was hired as the youngest head coach in Big 10 history. He stayed with the Wildcats for three years, and in 1981 he landed his first job at the professional level with the Hamilton Tiger-Cats of the Canadian Football League.

Venturi enjoys riding motorcycles and owns two bikes. Born Feb. 23, 1946, in Taylorville, Ill., he and his wife, Cheri, have a daughter, Marin, a son, Jason, and a grandson, Aiden.

PLAYING CAREER: Northwestern 1965-67.
COACHING CAREER: Northwestern 1968-72, Purdue 1973-76, Illinois 1977, Northwestern (head coach) 1978-80, Hamilton Tiger-Cats (CFL) 1981, Baltimore/Indianapolis Colts 1982-93 (head coach final 11 games of 1991), Cleveland Browns 1994-95, New Orleans Saints 1996- (head coach final 8 games of 1996).

! worth noting




Origin Of The Fleur de Lis

The Fleur de Lis, the emblem most closely associated with the New Orleans Saints and worn on the team's helmets, is a symbol from the Court of Louis XIV. A French word that stands for "Flower of the Lily," the Fleur de Lis is also a symbol for the City of New Orleans.

The Fleur de Lis was adopted during the French occupation of Louisiana from 1682-1762. Traditionally, it has been used to represent French royalty, and in that sense, it is said to signify perfection, life and light.

Due to its three petals, the Fleur de Lis has also been used to represent the Holy Trinity.





Al EVEREST SPECIAL TEAMS COORDINATOR

By stressing teamwork, aggressive tackling and opportunistic play, the Saints' special teams have established a tradition of top-notch play under Al Everest. Over the last four years, his units have ranked among the NFL's best and set club records.

In 2003, K John Carney established a team record with 22-straight contests with a field goal, P Mitch Berger led the league in net punting average and the Saints notched three-straight games with a blocked field goal, the longest such streak in the NFL since 2000.

In 2002, the Saints had three touchdown returns, blocked five kicks and a forced interception for a TD while rushing a punt. Carney set a club scoring record with 130 points and WR Michael Lewis set an NFL record with 2,432 combined kickoff and punt return yards. The Saints also set a team record by allowing an average of 5.5 yards on 38 punt returns. Everest was named 2002 NFL Special Teams Coach of the Year in a vote by his peers and *The Dallas Morning News* listed New Orleans as having the league's No. 1 special teams in their annual ranking.

In 2001, the Saints led the NFC in average drive start, featured the conference's most accurate kicker and ranked among the leaders in kickoff return average.

Everest brings 33 years of coaching experience to his post, arriving in New Orleans in 2000 after a four-year stint in the same capacity at Arizona. In 1999, the Cardinals ranked third in the NFL in defensive punt return coverage, fifth in opponent's net punting average and second in field goal defense. In 1998, Arizona kicked four game-winning field goals on the final play.

Everest relies on a diverse background, having worked on both sides of the ball and around the globe. He served as athletic director and football coach at the American School Foundation in Mexico City from 1976-80, and baseball coach at U.S. International University from 1981-87.

He then entered the pro ranks, coaching in Italy from 1988-91. Everest spent 1991 as a scout for the Pro Spring Football League, before working as a secondary coach with the Arkansas Miners.

In 1992, Everest was offensive coordinator of the San Antonio Force in the AFL. He returned to Italy in 1993 before serving as an assistant coach at The Colony (Lewisville, Texas) HS. In 1995, Everest was the special teams coordinator of the CFL Birmingham Barracudas.

A two-year starter at safety at SMU from 1970-71, Everest earned a master's degree from North Texas and a Doctorate of Education from U.S. International. His father, Andy, was an assistant with the Saints under Bum Phillips from 1981-85. Born Aug. 22, 1950, Everest and his wife, Melissa "Lee" have two daughters, Michelle Katherine, and Kaycee Fae.

PLAYING CAREER: SMU 1970-71.

COACHING CAREER: SMU 1972, North Texas 1973-74, Cameron (Okla.) University 1974-75, American School (Mexico City) Foundation (head coach) 1976-80, Legnano (Italy) 1988-90, Pesaro (Italy) (head coach) 1991, Arkansas (PSFL) 1992, San Antonio (AFL) Legnano (Italy) 1993, Colony (Texas) HS (asst. coach) 1993-94, Birmingham (CFL) 1995, Arizona Cardinals 1996-99, New Orleans Saints 2000-



Dave ATKINS RUNNING BACKS

There is no denying the impact that running backs coach Dave Atkins has had on the Saints offense since arriving in New Orleans in 2000. Starting in 1990, a long decade went by where the Saints failed to produce a 1,000-yard rusher. Atkins took over the position as part of Coach Jim Haslett's staff in 2000 and the club has had a back reach the milestone each year since. It marks the first time in club history that the Saints have had a player achieve the feat for four consecutive seasons.

But the sharp increase in productivity is no surprise, considering Atkins has annually tutored backfields that have ranked among the most versatile and prolific in the NFL. In 2003, RB Deuce McAllister was voted to the Pro Bowl for the second-straight season after setting club records with nine-straight 100-yard games and 2,157 combined yards. His 1,641 rushing yards ranked fourth in the league and he added a career-high 67 receptions.

It was the second-straight year that McAllister posted a record-breaking season under Atkins' tutelage. In 2002, the running back led the NFC with 1,388 rushing yards and scored 16 TDs despite missing a contest. In 2001, the Saints recorded 1,712 rushing yards, averaging over four yards on 419 carries.

In Atkins' first season in New Orleans, the club ranked eighth in the NFL in rushing with 2,068 yards, the highest the team had ranked since finishing third in 1987. That total was achieved despite the loss of starting RB Ricky Williams in Week 11. The Saints still averaged 113.7 yards over the final six contests, with the running game serving as a key factor in capturing the NFC West title.

Atkins is in his second stint in New Orleans, having served in the same capacity in 1996. Prior to joining Haslett's staff, Atkins served as tight ends coach of the Minnesota Vikings from 1997-99.

Atkins also brings NFL offensive coordinator experience, having served in that capacity at Arizona from 1994-95. In 1994, the Cardinals led the NFL in time of possession (32:37), and the next season Arizona had one of the league's best backfield duos in FB Larry Centers and RB Garrison Hearst.

In 1993, Atkins joined New England as running backs coach. In his only season with the Patriots, the Patriots averaged 111.3 rushing yards per contest, including a 1,088-yard effort by Leonard Russell, who finished second among AFC running backs.


Atkins broke into the NFL ranks with the Philadelphia Eagles in 1986, working with running backs (1986-90), special teams (1991), and tight ends (1992) during his seven-year stay.

After playing three years of pro football, Atkins started his college coaching career at his alma mater, Texas-El Paso, in 1979. He worked with the running backs and with the kicking game for two seasons at UTEP before joining the staff at San Diego State in 1981, where he spent the next five years.

Born May 18, 1949 in Victoria, Texas, Atkins and his wife, Cynthia, have a son, Dave Jr., and a daughter, Jasmine.

PLAYING CAREER: UTEP 1970-71, San Francisco 49ers 1973, Honolulu Hawaiians (WFL) 1974, San Diego Chargers 1975.

COACHING CAREER: Texas-El Paso 1979-80, San Diego State 1981-85, Philadelphia Eagles 1986-92, New England Patriots 1993, Arizona Cardinals 1994-95, New Orleans Saints 1996, Minnesota Vikings 1997-99, New Orleans Saints 2000-



Joe BAKER SECONDARY

In 2004, Joe Baker opens his fifth year with the Saints and second season as secondary coach. Baker is responsible for the team's safeties and coordinating the efforts of the entire defensive backfield with secondary/cornerbacks coach Greg Brown. He was promoted to his current position prior to last season after serving as secondary assistant in 2002 and assisting in both the defensive backfield and on special teams in his first two years in New Orleans.

In 2003, the Saints' secondary featured three of the club's top four tacklers and posted 12 of the team's 14 interceptions. S Jay Bellamy led the team with a career-high 115 tackles and added three interceptions, a sack, two forced fumbles and 11 passes defended, while S Tebucky Jones had a career-best 80 stops along with an interception and seven passes defended in his first season with the Saints. The platoon of cornerbacks picked off opposing quarterbacks seven times, including a team-leading four by Fred Thomas, who added a career-high 99 tackles.

In 2002, the Saints' defensive backs posted 17 of the club's 20 interceptions and also recovered five fumbles, giving the secondary 22 of the club's 38 takeaways. That total tied for third in the NFL. In 2001, the Saints' special teams made positive strides in several categories as Baker assisted special teams coach Al Everest. In 2000, Baker's first season with the Saints, the special teams units improved in almost every area. New Orleans lopped nearly three yards off its opponent's average starting drive while the Saints also improved their kickoff return average by over three yards. Baker's work with the secondary was also important, as the club jumped to 10th in the NFL in pass defense.

Prior to joining the Saints, Baker spent 1999 coaching outside linebackers and special teams at the University of Wisconsin. The Badgers led the Big Ten in kick return average, kickoffs and field goal percentage and went on to win the Rose Bowl.

Before arriving at Wisconsin, Baker served from 1995-98 with the Jacksonville Jaguars as assistant special teams coach. In addition to his special teams duties, Baker was the administrative assistant to Coach Tom Coughlin. Prior to Jacksonville's inaugural season in 1995, Baker served as the Jaguars' manager of football operations.

A wide receiver at Princeton, Baker was on the school's Ivy League title team in 1989. He graduated from Princeton in 1991 with a degree in history, and that year was named the player personnel coordinator for the World League's Birmingham Fire. Baker served as a scout for the World League until joining the coaching staff at Samford University in 1993 to coach the running backs and wide receivers.

Born June 29, 1969 in Glen Ridge, N.J., Baker and his wife, Jill, have a daughter, Mia.

PLAYING CAREER: Princeton 1988-91.

COACHING CAREER: East Stroudsburg (Pa.) State 1991, Birmingham Fire 1992, Samford 1993, Jacksonville Jaguars 1994-98, Wisconsin 1999, New Orleans Saints 2000-.



Greg BROWN SECONDARY/CORNERBACKS

Greg Brown, a 14-year NFL coaching veteran, enters his third season with the Saints and his second as secondary/cornerbacks coach. He was promoted to his current spot after spending 2002 as defensive assistant/quality control, and has since been responsible for tutoring the club's cornerbacks. He coordinates the efforts of all the defensive backs with secondary coach Joe Baker.

Despite injuries at the position in 2003, Brown led a unit that was among the most consistent areas of the defense.

Fred Thomas posted a career-high 99 tackles and paced the team with 21 passes defended and four interceptions, while young players like Fakhir Brown and Keyuo Craver emerged as contributors. Ashley Ambrose had a solid season with three interceptions, a 73-yard touchdown return and 51 stops. The coverage skills of the cornerbacks were a big factor in New Orleans ranking eighth in the NFL vs. the pass by allowing 187.1 yards per contest.

But developing top-notch secondary play has been Brown's specialty throughout his career, and he brings a wealth of experience in working with NFL defensive backs. Before coming to New Orleans, Brown spent two years coaching the secondary of the Atlanta Falcons. Before joining the Falcons, Brown served as the defensive backs coach for the San Francisco 49ers in 1999, with S Lance Schulters earning Pro Bowl honors that season.

Brown spent 1997-98 as the secondary coach of the Tennessee Oilers. In 1997, the Oilers had one of the league's top safety tandems, with Blaine Bishop being voted to the Pro Bowl and Marcus Robertson earning All-Pro honors.

From 1995-96, Brown served as secondary coach at San Diego. Under his guidance, the Chargers finished with top-five rankings both years in fewest yards allowed per completion. In 1994, he had his first stint with Atlanta as defensive backs coach and the Falcons finished second in the NFL with 23 interceptions. Brown's NFL coaching career began in 1984, when he was hired as a defensive quality control assistant at Tampa Bay. Brown assisted on the offensive side in 1985 and was tight ends coach in 1986.

Brown served on three college staffs as secondary coach: Wyoming (1987-88), Purdue (1989-90) and Colorado (1991-93). He tutored a pair of Jim Thorpe Award Winners in Deon Figures and Chris Hudson at Colorado. Brown's coaching career began as a graduate assistant at his alma mater, Texas-El Paso in 1980. His first pro assignment was as defensive quality control coach for the USFL Denver Gold in 1983, where he was promoted to defensive backs coach in 1984.

A native of Denver, Brown lettered twice as a defensive back at UTEP and graduated with a degree in history and physical education in 1980. He and his wife, Stacie, have two daughters, Hannah and Grace.

PLAYING CAREER: Glendale (Ariz.) CC 1976-77, UTEP 1978-79

COACHING CAREER: Denver Gold (USFL) 1983-84, Tampa-Bay Buccaneers 1984-86, Wyoming 1987-88, Purdue 1989-90, Colorado 1991-93, Atlanta Falcons 1994, San Diego Chargers 1995-96, Tennessee Oilers 1997-98, San Francisco 49ers 1999, Atlanta Falcons 2000-01, New Orleans Saints 2002-.



Rock GULLICKSON STRENGTH & CONDITIONING

Superior conditioning has been one of the cornerstones of the Saints' success over the last four seasons and a tribute to the efforts of strength and conditioning coach Rock Gullickson. His work in New Orleans has also received notice from his peers, as Gullickson was presented the 2000 President's Award by the Professional Football Strength and Conditioning Society.

Gullickson was a top advisor in the planning and layout of the new weight room that is connected to the Saints' indoor practice facility, including the installation of a nutrition bar for the players as well as a padded, multi-use area for stretching, plyometrics and abdominal work.

Gullickson came to the Saints in 2000 after a celebrated career in the college ranks. He arrived in New Orleans after spending 1998-99 at the University of Louisville. Prior to that, Gullickson served as the strength and conditioning coach at the University of Texas from 1993-97. Before taking over that position, Gullickson served in a similar capacity at Rutgers from 1990-92.

A 1978 graduate of Moorhead State (Minn.), Gullickson was an Associated Press Division III All-American guard for the Dragons. Following his graduation, Gullickson remained at Moorhead State for a season as strength coach before moving on to Mayville (N.D.) State for two seasons as strength coach, assistant football, and head track and field coach.

In 1981, Gullickson was named strength coach and weight training instructor at South Dakota State, where he received his master's degree. In 1982, he became the first full-time strength and conditioning coach in the history of the Big Sky conference when he went to Montana State. Gullickson remained at the school for eight years planning and designing Montana State's facility and assisting in the team's 1984 Division I-AA National Championship.

Gullickson was the state of Montana's power lifting champion from 1983-86 and he captured the Northwest U.S. Championship in 1985. Born April 11, 1955 in Moorhead, Minn., Gullickson is married (Terry).

PLAYING CAREER: Moorhead (Minn.) State 1974-77.

COACHING CAREER: Moorhead (Minn.) State 1978, Mayville (N.D.) State 1979-80, South Dakota State 1981, Montana State 1982-89, Rutgers 1990-92, Texas 1993-97, Louisville 1998-99, New Orleans Saints 2000-.



John "Jack" HENRY OFFENSIVE LINE

For over a decade he has been polishing the skills of NFL offensive linemen, building a reputation around the league as one of the game's most respected assistant coaches by stressing toughness, assignment responsibility and attention to detail. By balancing an aggressive approach with proper techniques, the hard-nosed units up front led by John "Jack" Henry have set the tone for the entire offense since 2000.

In 2004, Henry is charged once again with molding his crew of blockers into a cohesive unit. In 2003, the offensive front weathered a slew of injuries, but still paved the way for the Saints to rush for 2,000 yards and allow just 36 sacks, the club's lowest total since 1996.

The Saints averaged 339.9 net yards per contest, the most since 1979. And the offensive line opened holes for Deuce McAllister to rush for nine-straight 100-yard games and 1,641 yards, the fourth-consecutive season where New Orleans has featured a 1,000-yard rusher. G LeCharles Bentley was selected to the Pro Bowl in 2003, the first Saints' guard to be voted to the postseason all-star game since 1987 and only a year after Henry guided Bentley's transformation from college center to NFL guard. Tackles Wayne Gandy and Victor Riley had standout seasons, and rookie G Montrae Holland started seven games.

Henry served as offensive line coach for the Detroit Lions from 1997-99. In Henry's first season in Detroit, the Lions boasted the NFL's second-ranked rushing offense, highlighted by Barry Sanders' 2,053 rushing yards.

A coaching veteran of over 30 years, Henry spent 1996 as offensive line coach for the San Diego Chargers. Henry spent 1993-95 as the offensive line coach at the University of Pittsburgh. His first NFL coaching assignment was tutoring the Pittsburgh Steelers offensive line under Hall of Fame coach Chuck Noll in 1990-91.


Henry previously served as the assistant director of athletics, associate head football coach and offensive coordinator at his alma mater, Indiana University of Pennsylvania (IUP) from 1986-89. Henry, who has also worked at seven other colleges in his career, was inducted into the IUP Hall of Fame in 1997. His first coaching job was at Blairsville (Pa.) High School.

Henry, who began his collegiate playing career as a linebacker at Penn State from 1964-65, played guard for IUP in 1967-68 before graduating in 1969. He was the captain of the school's 1968 Boardwalk Bowl Championship team.

Henry is a native of Houston, Pa. He and his wife, Carol, have two children: Chad and Jacqueline, who joined the Saints' community relations staff in April.

PLAYING CAREER: Penn State 1964-65, Indiana University (Pa.) 1967-68.

COACHING CAREER: West Virginia 1970, Edinboro (Pa.) 1973, Louisville 1974, Millersville (Pa.) 1975-76, Southern Illinois 1977, West Virginia 1978-79, Appalachian State 1980, Wake Forest 1981-85, Indiana University (Pa.) 1986-89, Pittsburgh Steelers 1990-91, University of Pittsburgh 1993-95, San Diego Chargers 1996, Detroit Lions 1997-99, New Orleans Saints 2000-.



Ty KNOTT DEFENSIVE ASST/ QUALITY CONTROL

Responsible for assisting the coaching staff in all facets of game preparation on the defensive side of the ball, Ty Knott begins his second season in New Orleans as defensive assistant/quality control. Knott also serves as an assistant to linebackers coach Winston Moss.


Knott brings a diverse coaching background to his position. He served as offensive assistant/quarterbacks coach for the Jacksonville Jaguars in 2002, and has also had minority fellowships with the Detroit Lions in 2001 (wide receivers) and the Washington Redskins in 1999.

Prior to joining the Jaguars in 2002, Knott coached at Greenville (Ill.) College, where he was the defensive coordinator and recruiting coordinator. Knott has also worked on coaching staffs at Mt. San Antonio Junior College (Calif.) in 2000, Indiana University (1997-99) and Whittier (Calif.) College in 1994-95.

He began his coaching career in 1992 at Ashland (Ore.) High School. In 1996, he served as a juvenile probation officer in Medford, Ore., and in 1993 he was a counselor at Leroy Boys Home in La Verne, Calif.

Knott was a strong safety at Oregon Tech in 1988 after playing junior college football at Mt. San Antonio J.C. He received a bachelor's degree at Southern Oregon State and earned a master's degree at Indiana. Born Dec. 9, 1965 in Los Angeles, Knott and his wife, Brandi, have two sons, Gavin and Reece, and a daughter, Avarie.

PLAYING CAREER: Mt. San Antonio (Calif.) JC 1986-87; Oregon Tech, 1988.
COACHING CAREER: Ashland (Ore.) H.S. 1992; Whittier (Calif.) 1994-95; Washington Redskins 1998; Indiana 1997-99; Mt. San Antonio (Calif.) 2000; Detroit Lions 2001; Greenville (Ill.) 2001; Jacksonville Jaguars, 2002; New Orleans Saints, 2003-.



Danny LANGSDORF ASSISTANT WIDE RECEIVERS

Danny Langsdorf enters his second season as assistant wide receivers/special teams coach and third year with New Orleans. He was promoted to his current position in 2003 after spending the previous year as offensive assistant/quality control coach. Langsdorf works with coach Jimmy Robinson in developing the team's wide receiver corps and Al Everest in tutoring special teams.

In Langsdorf's first season as assistant wide receivers coach, WR Joe Horn set a club record with 10 touchdown receptions and the group of wideouts combined for 163 catches for 2,298 yards and 18 TDs. He takes on the additional responsibility of assisting with the special teams this season.


Prior to coming to New Orleans, Langsdorf spent three seasons with the CFL Edmonton Eskimos, serving as offensive coordinator/quarterbacks coach from 2000-2001 after coaching the wide receivers in 1999.

He arrived in Edmonton after a two-year stint at Oregon State University, where he was a graduate assistant/tight ends coach in 1997-98. In 1996, Langsdorf was the quarterbacks coach at California Lutheran University, a post he took over after spending a season as player/coach for the Deggendorf Blackhawks in Germany.

A Fargo, N.D. native, Langsdorf played quarterback at Boise State from 1991-93, where he earned conference All-Academic honors as a sophomore. The next year he transferred to Linfield College (McMinnville, Ore.), where he was the starting quarterback from 1994-95, earning all-conference honors as well as a degree in exercise science.

Langsdorf's father, Ed, is a scout with the San Diego Chargers. Danny and his wife, Michele, reside in New Orleans.

PLAYING CAREER: Boise State 1991-93, Linfield College 1994-95, Deggendorf Black Hawks (Germany) 1996.
COACHING CAREER: Cal-Lutheran 1996, Oregon State 1997-98, Edmonton Eskimos (CFL) 1999-2001, New Orleans Saints 2002-.



Winston MOSS LINEBACKERS

He was a standout linebacker in the NFL for 11 years and forged a reputation during that span as a hard-hitting, disciplined player who brought leadership, consistency and toughness to the field. Winston Moss, the Saints' linebackers coach since 2000, tutors the players at his position by following the same principles he is remembered for as a player.

In 2004, Moss enters his fourth full year at linebackers coach and fifth season in New Orleans. He has quickly built a tradition of fine linebacker play within the defense since being promoted to his current post near the end of the 2000 season following the departure of John Bunting to become the head coach at the University of North Carolina. Moss joined the Saints staff as defensive assistant/quality control coach.

Last season veterans and young players distinguished themselves under the guidance of Moss. In his first year in New Orleans, LB Derrick Rodgers recorded a career-high 107 tackles, an interception and two fumble recoveries. Darrin Smith and Orlando Ruff also ranked among the club's top six tacklers, with 77 and 73 stops, respectively. And Sedrick

Hodge continued to emerge as a defensive playmaker, posting 47 tackles, a sack and four passes defensed despite missing seven games with an injury.


Moss started his coaching career in 1998 as defensive quality control coach for the Seattle Seahawks, the club he finished his NFL career with after a three-year stint starting in 1995. His playing career also included stops with the Tampa Bay Buccaneers (1987-90) and the Los Angeles Raiders (1991-94). While with the Raiders in 1993, Saints' head coach Jim Haslett was Moss' position coach. Moss led the Raiders with 102 tackles that season and was elected the Raiders' recipient of the Ed Block Courage Award in a vote by his teammates.

During his 11-year career, Moss appeared in 155 games, started 146 contests and recorded 768 tackles, 20.5 sacks and five interceptions. He was a three-time defensive captain and a recipient of the 1996 NFL Players Association Unsung Hero Award.

Originally a second-round pick by the Buccaneers in 1987, Moss played his college football at the University of Miami (Fla.), where he was part of the Hurricanes' 1984 National Championship team.

Born Dec. 24, 1965 in Miami, Fla., Winston and his wife, Zolia, have three sons, Winston Jr., Robert and Marcus, and a daughter, Victoria.

PLAYING CAREER: Miami (Fla.) 1984-87, Tampa Bay Buccaneers 1987-90, Los Angeles Raiders 1991-94, Seattle Seahawks 1995-97.
COACHING CAREER: Seattle Seahawks 1998, New Orleans Saints 2000-.



Bob PALCIC
TIGHT ENDS

He leads with a tireless work ethic, a quality that has proven to be contagious within his talented group since tight ends coach Bob Palcic arrived in New Orleans in 2000. A gritty dedication to doing things right has been the foundation of his efforts since the start of his coaching career, a relatively simple approach that has consistently produced quality performances in those under Palcic's guidance over the last 30 years.

That tradition has continued in New Orleans within the stable of tight ends. Palcic is entering his fifth season with the Saints, and his efforts have helped make the position an integral part of the offense in both the running and passing attacks. Last season was another shining example of Palcic's adaptability and coaching skills. Despite losing starter Ernie Conwell to a season-ending injury in Week 11, the club's tight ends still posted one of the most productive seasons in club history.

Boo Williams emerged as one of the NFL's most dynamic tight ends over the final six games by hauling in 29 passes for 347 yards and four touchdowns, leading the team in receptions over that span. Williams, a raw but talented former college wide receiver who has been

under Palcic's tutelage since coming to the Saints in 2001 as an undrafted free agent, finished 2003 with a career-high 41 grabs for 436 yards and five TDs, the highest totals for a Saints' tight end since 1998.

Conwell, Williams and veteran Walter Rasby combined for 73 catches last season, the fifth-highest reception total for a tight end corps in the NFL. And youngster Zachary Hilton gives Palcic another emerging talent to develop.

Palcic arrived in New Orleans in 2000 after serving as the offensive line coach of the Cleveland Browns in 1999. He coached tight ends for the Detroit Lions in 1997-98 and was the offensive line coach of the Atlanta Falcons from 1994-96.

Before joining the NFL ranks, Palcic helped guide UCLA to a Rose Bowl berth in 1993, where he tutored present Baltimore Ravens All-Pro tackle Jonathan Ogden. He spent 1992 at USC, where he coached All-American tackle Tony Boselli.

His two years in Los Angeles followed a six-year stint (1986-91) at Ohio State. The Buckeyes captured a share of the Big Ten title in Palcic's first year in Columbus. He coached the offensive line at Arizona for two seasons (1984-85) before joining the Ohio State staff.

In addition to his college and NFL coaching tenures, Palcic coached in the Canadian Football League with the Toronto Argonauts for two seasons (1982-83). In that span the Argonauts appeared in two Grey Cup Championships and won the title in 1983.

Palcic began his coaching career at his alma mater, Dayton, in 1974. He coached Dayton's defensive ends and offensive linemen for two years (1974-75) before moving on to Ball State (1976-77). In his first year at Ball State, the Cardinals won the Mid-American Conference Championship. In 1978, Palcic began a four-year stint as the offensive line coach at Wisconsin, a position he held until moving on to Toronto. Palcic played linebacker at Dayton from 1968-70.

Born July 2, 1948 in Gowanda, N.Y., Palcic and his wife, Theresa, have three children: Joe, currently the defensive coordinator at the University of Miami (Ohio), Amy, an assistant in the Cleveland Browns media relations department, and Monica, who is married to Philadelphia Eagles LB Mark Simoneau.

PLAYING CAREER: Dayton 1968-70.
COACHING CAREER: Dayton 1974-75, Ball State 1976-77, Wisconsin 1978-81, Toronto Argonauts (CFL) 1982-83, University of Arizona 1984-85, Ohio State 1986-91, Southern California 1992, UCLA 1993, Atlanta Falcons 1994-96, Detroit Lions 1997-98, Cleveland Browns 1999, New Orleans Saints 2000-.

ORGANIZATION

PLAYERS

REVIEW

RECORDS

HISTORY

SPECIFICS

ORGANIZATION


PLAYERS

REVIEW

RECORDS

HISTORY

SPECIFICS



John PEASE DEFENSIVE LINE

A 17-year coaching veteran in the NFL, John Pease brings a high-energy approach fused with toughness to his second stint in New Orleans as defensive line coach. He was hired by Coach Jim Haslett in January to help a talented cast of young players realize their potential and become the backbone of the defense. Pease's experience, enthusiasm and intensity makes him the perfect fit for the assignment.

Pease spent nine years (1986-94) in New Orleans in a similar position, directing formidable lines that were the key units of defenses that led the team to three playoff appearances in his final five seasons with the club. In those years, Pease tutored top performers in Saints history such as Wayne Martin, Joe Johnson, Frank Warren, James Geathers, Jim Wilks and Renaldo Turnbull.

Pease last served in the NFL as assistant head coach/defensive coordinator of the Jacksonville Jaguars in 2002, with his unit surrendering an average of only 19.6 points per game that season. As assistant head coach, Pease's additional duties included coordination of the team's offseason strength and conditioning program as well as assisting Coach Tom Coughlin in the organizational duties and logistics of the minicamps, practice schedules and training camp.

Long considered one of the league's top defensive line coaches, Pease held that position with the Jaguars from 1995-2001. Jacksonville averaged over 42 sacks over the last six years while Pease developed the skills of Tony Brackens, Gary Walker, Renaldo Wynn and Seth Wayne.


Pease is opening his 34th season as a coach, including 17 in the NFL, three in the USFL and 13 on the collegiate level. He began his full-time coaching career at Fullerton College in 1970 as linebackers coach (1970-72) and defensive line coach (1973). He also had stints at Long Beach State, Utah and Washington. From 1983-85, he was on the staff of Jim Mora with the Philadelphia/Baltimore Stars, with the Stars capturing the league's championship the final two seasons. When Jim Mora was named head coach of the Saints, Pease joined him in New Orleans, where he stayed until joining the Jaguars in 1995.

A graduate of the University of Utah, Pease began his college career at Fullerton Junior College, where he was a two-time JUCO All-American. He was inducted into the California Community College Football Coaches Hall of Fame in 1999. Pease transferred to Utah and was named All-Western Athletic Conference at wingback as a senior.

Born Oct. 14, 1943 in Pittsburgh, Pease and his wife, Chris, have two daughters, Tracy and Kristen, and four grandsons.

PLAYING CAREER: Fullerton (Calif.) College 1961-62, Utah 1963-64.

COACHING CAREER: University of Utah 1969-69, Fullerton (Calif.) College 1970-73, Long Beach State 1974-76, University of Utah 1977, University of Washington 1978-82, Philadelphia/Baltimore Stars (USFL) 1983-85, New Orleans Saints 1986-94, Jacksonville Jaguars 1995-2002, New Orleans Saints 2003-.



Jimmy ROBINSON WIDE RECEIVERS

As a 20-year coaching veteran including the last six seasons with the New York Giants, Jimmy Robinson brings a proven track record of producing standout wide receiver corps in the NFL and has built a lasting reputation around the league as a teacher and a leader. Robinson was added to the Saints' coaching staff in January after a lengthy search by Coach Jim Haslett.

Robinson held a similar position with New York from 1998-2003, and under his guidance the Giants' wide receivers posted the most successful seasons in club history. WR Amani Toomer became the club's all-time receiving yardage leader with 6,366 yards, and he established team records in 2002 with 82 catches and 1,387 yards. He also became the first player in Giants history to catch at least 70 passes for four-straight years (1999-2002) and is the only player in club record books to have five-straight 1,000-yard seasons.

In 2001, Giants wide receivers caught a team-record 186 passes for 2,680 yards and 15 touchdowns. In 1999, Toomer and WR Ike Hilliard combined for 2,179 receiving yards, becoming the first duo in Giants history to total more than 2,000 yards in a season.

Prior to joining the Giants, Robinson served as wide receivers coach for the Indianapolis Colts (1994-1997) and the Atlanta Falcons (1990-93). With the Colts he worked with WR Marvin Harrison, who became only the third rookie in club history to lead the team in receiving. While in Atlanta, he guided Andre Rison and Michael Haynes to the top of the NFL's touchdown receptions list for a tandem in 1991 and 1992, and the Falcons' combination of Rison and Mike Pritchard led the league again in 1993.

Robinson began his coaching career in the USFL as wide receivers/tight ends coach of the Memphis Showboats from 1984-85. He returned to his alma mater, Georgia Tech, as wide receivers coach from 1987-89 before joining the Atlanta Falcons in the same capacity in 1990.

He had a standout career at wide receiver for Georgia Tech from 1971-74, hauling in 101 passes for 1,633 yards and 13 touchdowns. He was selected to the school's Hall of Fame in 1981 and to the Yellow Jackets' all-time team in 1992. He earned a degree in Industrial Management.


Robinson was drafted by Atlanta in 1975 and played for the Giants from 1976-79. His stint with the Giants was perhaps his most productive as a player (Robinson led the club in receptions in 1977 and '78), and he scored the first touchdown in Giants Stadium when he hauled in a 30-yard pass from Craig Morton against the Dallas Cowboys on Oct. 10, 1976. He also played for San Francisco (1980) and Denver (1981) before moving into coaching.

Born Jan. 3, 1953 in New York City, Robinson and his wife, Karen, have four children: Jamie, Jessica, Jim and Katie.

PLAYING CAREER: Georgia Tech 1971-74, Atlanta Falcons 1975, New York Giants 1976-79, San Francisco 49ers 1980, Denver Broncos 1981.

COACHING CAREER: Memphis Showboats (USFL) 1984-85, Georgia Tech 1986-89, Atlanta Falcons 1990-93, Indianapolis Colts 1994-97, New York Giants 1998-2002, New Orleans Saints 2003-.

COACHINGSTAFF



Mike SHEPPARD
QUARTERBACKS

Since arriving in New Orleans in 2002, Mike Sheppard has only strengthened his reputation as one of the game's finest teachers of quarterbacks. Respected in coaching circles for his technical expertise and communication skills, Sheppard has further developed all of the club's passers by instilling leadership, a commitment to fundamentals and confidence in the pocket.

Over the last two years under Sheppard's guidance, starting QB Aaron Brooks has tossed 51 touchdowns and 23 interceptions. After setting a club record with 27 touchdown passes in 2002, Brooks had a sterling encore last season by throwing 24 TDs with only eight interceptions. The plus-16 difference between touchdowns and interceptions is the best-ever for a Saints' passer and ranked third in the NFL. Brooks also posted a career-high 88.8 passer rating to rank third in the NFC and was twice named the conference's offensive player of the week.

Before coming to New Orleans, Sheppard spent 2001 as the offensive coordinator of the Buffalo Bills. Under his guidance the Bills finished 13th in the NFL in total offense.

Sheppard spent 1999-2000 as the quarterbacks coach with the Seattle Seahawks under head coach Mike Holmgren. Twice in 1999 under Sheppard's tutelage, QB Jon Kitna earned AFC Offensive Player of the Week honors. Prior to arriving in Seattle, Sheppard served two seasons (1997-98) as the offensive coordinator for the San Diego Chargers under head coach Kevin Gilbride.


Sheppard spent the 1996 season as wide receivers coach with the Baltimore Ravens and was given the play-calling duties under head coach Ted Marchibroda for a unit that finished third overall in the NFL. Sheppard first entered the NFL with the Cleveland Browns in 1993 as the tight ends coach before tutoring the wide receivers from 1994-95.

Prior to joining the NFL, Sheppard served one year as the offensive coordinator/quarterbacks coach at the University of California in 1992. Before his stint at Cal, he spent eight years as a college head coach at New Mexico (1987-91) and Long Beach State (1984-86). Sheppard has also spent time on college coaching staffs at Kansas, Idaho State, BYU, Cal Lutheran and U.S. International.

A native of Tulsa, Okla., Sheppard earned his bachelor's degree from California Lutheran University in 1973, as well as a teaching credential in 1975. He received his master's degree in 1982 from BYU. Mike and his wife, Cathie, have four children - Chrissi, Brian, Shelby and Macall.

PLAYING CAREER: Cal Lutheran 1969-72.
COACHING CAREER: Cal Lutheran 1974-76, Brigham Young 1977-78, U.S. International 1979, Idaho State 1980-81, Long Beach State 1982, Kansas 1983, Long Beach State 1984-86, New Mexico 1987-91, California 1992, Cleveland Browns 1993-95, Baltimore Ravens 1996, San Diego Chargers 1997-98, Seattle Seahawks 1999-2000, Buffalo Bills 2001, New Orleans Saints 2002-.

COACHINGSTAFF



Mark SMITH
ASSISTANT STRENGTH & CONDITIONING

An 11-year coaching veteran, Mark Smith was hired as assistant strength & conditioning coach in February following a one-year stint as the head conditioning coach for the Washington Redskins. With the Saints, he will assist strength & conditioning coach Rock Gullickson with all facets of the club's workout program, with Smith putting a particular emphasis on developing speed and quickness.

Smith made the jump to the Redskins following 10 years in the college ranks. In 2002, he served as head strength and conditioning coach at the University of Kansas, focusing on the football team. Previously, he spent four years as strength and conditioning coordinator at the University of Florida.

Prior to joining Florida, Smith worked for five years (1993-97) as assistant strength and conditioning coach at his alma mater, North Carolina State, working with the football program. Smith has trained nine NFL first-round picks over the last 11 years, including St. Louis WR Torry Holt and Philadelphia DE Jevon Kearse.

A native of Kannapolis, N.C., Smith was a two-year starter and team co-captain at outside linebacker for North Carolina State. He was a three-year letterman for the Wolfpack and signed as a free agent with the Dallas Cowboys in 1988 following his college career.

Smith earned his bachelor's degree in communications from North Carolina State in 1989. He and his wife, Frances, have two sons: Mark, Jr. and Dylan.

PLAYING CAREER: North Carolina 1982-83.
COACHING CAREER: North Carolina State, 1993-97, University of Florida, 1998-2001, University of Kansas, 2002, Washington Redskins, 2003, New Orleans Saints 2004-

! worthnoting



In 2003, RB Deuce McAllister became only the sixth Saints player to reach 3,000 rushing yards. With 3,121 yards on 692 carries (4.5 average) in his brief career, he ranks sixth in club history in rushing and trails RB Ricky Williams (3,129 yards on 814 carries, 3.8 average from 1999-2001) by only eight yards for fifth. McAllister's career average per carry is the highest of any running back ranked among the Saints' all-time top 10 rushers.

ORGANIZATION

PLAYERS

REVIEW

RECORDS

HISTORY

SPECIFICS

ORGANIZATION


PLAYERS

REVIEW

RECORDS

HISTORY

SPECIFICS



John "Chip" BEAKE

**OFFENSIVE ASSISTANT/
QUALITY CONTROL**

Entering his fourth season with the Saints, offensive assistant/quality control Chip Beake handles a wide spectrum of responsibilities, including breaking down film and assisting with all facets of game preparation. Beake has added the additional title of quality control this season after serving as the offensive assistant the last three years.

Before coming to New Orleans, Beake spent six seasons with the Barcelona Dragons (1995-2000). His years in NFL Europe provided a wide range of experiences, including stints as co-defensive coordinator, secondary coach and special teams coach. He was also involved in draft-day decision making and roster cuts, and in 1999 the Dragons captured the World Bowl Championship.

Beake spent the NFL offseasons working in NFL training camps, picking up experience on both sides of the ball. In 2000, Beake worked as a defensive intern under defensive coordinator Gregg Williams with the Tennessee Titans. In 1999, he was offensive intern to offensive coordinator Sherman Lewis with the Green Bay Packers. And in 1997-98, he held a similar post with the Dallas Cowboys during camp, working with the offensive line.

Beake also has extensive college coaching experience, working at the Colorado School of Mines (1999), MacPherson College (1998) and the University of Kentucky as a graduate assistant (1993-94). He also worked with the coaching staff at the University of Oklahoma in 1995, handling administrative duties.

A graduate of the University of South Carolina from 1989-92, Beake earned his bachelor's degree in international studies. He received his master's degree in diplomacy and international commerce from Kentucky in 1994. Born May 27, 1969 in Kansas City, Mo., Beake is married to Berta Gispert from Barcelona, Spain.

PLAYING CAREER: South Carolina, 1989-92.
COACHING CAREER: University of Kentucky, 1993-94, Macpherson College, 1998, Colorado School of Mines, 1999, Barcelona Dragons (NFLE) 1995-2000, New Orleans Saints 2001-

Coaching Administrative Staff



JOE ALLEY
Defensive Assistant/
Special Projects



BEN McADOO
Offensive Administrative
Assistant/Quality Control



SONDRA EGAN
Administrative Asst.
to the Head Coach



ADMINISTRATION



Arnold D. FIELKOW

EXECUTIVE VICE-PRESIDENT
ADMINISTRATION

Arnold D. Fielkow enters his fifth season with the New Orleans Saints, having recently been promoted to Executive Vice President. In this capacity, he serves as the Saints' top senior management official on the administrative/business side and oversees all aspects of administration: marketing and sales, governmental affairs, community relations, business media relations and youth programming.

Fielkow has been instrumental in improving the team's influence both nationally and locally throughout the Gulf South region. Upon joining the Saints, Fielkow immediately restructured the Saints business and marketing efforts, with an emphasis on enhancing the club's ticket, suite, sponsorship and special event sales. Under his leadership, the Saints have sold out 30 consecutive games in the 70,000 seat Louisiana Superdome, including complete sell-outs of the pre-season games for the first time in club history. Club records were established in 2003 with season ticket sales as well as total attendance. The club has also been successful in reaching a virtual sellout of the 137 Superdome box suites and has seen a three fold increase in corporate sponsorship sales through its new Patron Saints Partners program. Fielkow also created and implemented one of the most comprehensive regional sales operations in major league professional sports, with on the ground sales representatives put in place around a 4-state area surrounding New Orleans. Since beginning this effort in 2000, regional sales have jumped from 8% to 30% of the Saints overall business.

In addition to his business work, Fielkow also led the Saints negotiation and legislative team in its recently-completed agreement with the State of Louisiana. This 10-year agreement helped ensure the club's continued presence in New Orleans and also provided for the construction of a state of the art new practice facility at the Saints Metairie training camp. This agreement, which provides for significant financial inducements over the next decade, was overwhelmingly approved by the Louisiana legislature in April 2002 and signed into law by Louisiana Governor Mike Foster on April 18, 2002.

Fielkow has initiated a number of innovative business/marketing projects, including the NFL's first Fan and Community Advisory Boards, Saints-led international trade missions to Central America, marketing partnerships with the legendary Harlem Globetrotters and the PGA's HP Classic of New Orleans, Football 101 mini-camps for both the Saints female fan base and the Hispanic community, a Business Breakfast series with the top 200 business leaders in New Orleans and the Gulf South, Draft Day and Monday Night Football cruises, and a Saints ticket sales Radio-a-thon. Fielkow has also overseen tremendous growth in the Saints youth programming, highlighted by its involvement in the NFL's Junior Player Development program and the administration of summer youth clinics throughout the greater New Orleans area. Teaming with the NFL and the Orleans Parish School Board, the Saints have been instrumental, through the JPD program, in returning tackle football to the New Orleans public middle schools.

For his efforts, Fielkow was selected to receive the prestigious 2004 TOP Award ("Ten Outstanding Person") and the 2003 Sanchez to Sanchez to Smith Award issued by Family Service of Greater New Orleans and the Hispanic Chamber of Commerce, respectively.

Prior to joining the Saints, Fielkow was involved in Major League Baseball's player development system by serving as President and General Counsel of the historic Southern League of Professional Baseball Clubs and as President of Minor League Baseball's AA Association. During his six-year tenure, Fielkow oversaw the construction and renovation of six new ballparks and introduced marketing and business programs that catapulted the Southern League into one of the most respected leagues within Minor League Baseball.


Previously, Fielkow served as Deputy Commissioner and General Counsel of the Continental Basketball Association, the official developmental league of the NBA. During his tenure, he negotiated new player and referee development agreements with the NBA and helped the League reach record attendance levels. He also introduced and administered several new programs, including a national television agreement with ESPN2, a CBA national radio contract, and a multi-game exhibition series involving former Lakers' great Magic Johnson. He was also elected to the Board of Directors of USA Basketball.

Fielkow began his professional career as a practicing attorney in Chicago, and eventually co-founded the law firm of Grossman, Solomon, & Fielkow, P.C. As part of this practice, Fielkow was elected Commissioner of the NCAA Division I North Star Conference (currently the Mid-Continent Conference), the last all-female Conference at the Division I level, and was successful in securing the conference's first-ever automatic bid to the NCAA Division I basketball tournament. Fielkow is a member of the Illinois and Wisconsin Bar Associations and has authored several legal and sports-related articles/publications, including "Civil Rico: The Insurers Fight Back" and "CBA: A World of Opportunity."

Fielkow has immersed himself in the New Orleans community by serving on the Board of Directors for Greater New Orleans, Inc., United Way, Each One, Save One, the World Trade Center, Touro Hospital Foundation, Greater New Orleans Sports Foundation, Jewish Federation of Greater New Orleans, Jewish Community Center, Touro Synagogue and the National Conference for Community and Justice. Fielkow was also recently selected to co-chair the Sports Cluster for GNO, Inc. and was an executive committee member of the Super Bowl XXXVI Host Committee.

A native of Appleton, Wisconsin, Fielkow is a 1981 graduate of the University of Wisconsin - School of Law and earned his B. A. degree with honors (Phi Beta Kappa) from Northwestern University.

He is an avid sports fan, having played tennis on the collegiate level and was selected to the silver-medal winning United States men's basketball team at the 15th Maccabiah Games in Israel. Fielkow also serves as an active youth coach in the uptown New Orleans Carrollton baseball program. He and his wife, Dr. Susan Fielkow, have three sons, Justin, Michael and Steven.



Conrad KOWAL
 SENIOR DIRECTOR OF MARKETING &
 BUSINESS DEVELOPMENT

A sports executive for over 24 years, Connie Kowal enters his second season with the Saints serving as Senior Director of Marketing & Business Development as well as chief of staff to Executive Vice-President of Administration Arnold D. Fielkow. Kowal brings a wealth of sports experience to the Saints front office having served in a many key positions with various sports organizations.

In his job with the Saints, Kowal oversees all aspects of the Saints marketing efforts which include corporate

sponsorships, promotions, advertising, ticket sales and operations, entertainment, suite sales, stadium operations, internet, youth programs, special events, and broadcasting. In the 2003 season, the Saints set a record for most season tickets sold in the 37-year history of the club, jumping from 38,000 season tickets to a franchise record of 53,527. The Saints sold out all their games in 2003 to continue a three year consecutive sellout streak currently at 30 games. Also in 2003, the Saints advertising efforts won numerous local and national awards including the Best TV Campaign in Sports as selected by the National Sports Forum.

Known in the sports industry for his leadership, enthusiasm, energy and ideas, Kowal's sports career is highlighted by a 14-year tenure with the Chicago Cubs (1985-1998) handling special events, marketing, promotions, sponsorships and community relations at the major league level, as well as directing the business operations at the minor league level for the Cubs. His sports experience also includes serving as Vice President & General Manager of the Chicago Enforcers football team of the XFL (2000-2001), Vice President of Marketing & Broadcasting for the Chicago Motor Speedway (1998-2000), Director of Public Relations with the Chicago Sting soccer club (1980-1985) and Vice President of Sponsorships for the United States Professional Volleyball League (2002).

Kowal is a 1974 graduate of Western Illinois University with a B.A. in Political Science and played baseball at WIU earning post-season NCAA honors his senior year. He was Assistant Baseball Coach at WIU in 1975. He was awarded an Alumni Achievement Award from WIU in 1992. A former high school teacher and coach at Mundelein (IL) High School (1976-1980), Kowal makes an extra effort to mentor students looking to get into sports management, including an honorary stint at Columbia College in Chicago. He has been extremely active in giving back to the community through coaching of youth sports and volunteering his time to school, church and civic activities.

He is a frequently requested sports and motivational guest speaker recounting his numerous sports and life experiences. Already involving himself in the New Orleans community, Kowal serves on the Board of Directors of the Saints Hall of Fame and the Jefferson Parish Chamber of Commerce, as well as the United Way's Marketing and Communications advisory committee.

A Chicago-area native until joining the Saints in 2003, Kowal and his wife of 26 years, Sally, are the parents of two children, a son, K.C. 19, and a daughter, Lauren, who passed away last summer at age 20.



Danielle BOYCE
 DIRECTOR OF REGIONAL
 SALES AND MARKETING

Danielle Boyce is in her second year with the Saints as Director of Regional Sales & Marketing. She directs the team's marketing efforts for all communities outside of the New Orleans metro area in the Gulf South region. In these communities, she oversees, group sales, season tickets, suite sales and other advertising, promotions and sponsorships.

Boyce came to the Saints from the O'Charley's, Inc. restaurant chain, where she served as regional marketing manager for three years. A native of New Orleans, she also worked in marketing for several years for the Dickie Brennan & Co. Restaurant Group, including as director of marketing from 1997-2000.

Boyce graduated from Rhodes College in Memphis, Tenn., after attending St. Mary's Dominican High School in New Orleans.



Paul CORLISS
 DIRECTOR OF
 COMMUNITY AFFAIRS

Paul Corliss is in his fourth year with Saints and second season as Director of Community Affairs. In his position, Corliss spearheads the club's community outreach efforts and oversees all charitable appearances made by players, coaches and staff. He also serves as the club's liaison to charitable organizations across the region and oversees the Saints' administrative public relations efforts.

In 2002, Corliss served as Assistant Director of Community Affairs, and prior to that he worked for the Saints as a Media & Public Relations Manager. He also worked as a sportswriter for the *Dallas Morning News* and *Denton Record-Chronicle*, and served as the associate public relations director for the University of Dallas.

A native of suburban Chicago, Corliss graduated from Texas Christian University in 1997. Corliss, his wife, Jennifer, and daughter, Amelia, live in Mandeville.

ADMINISTRATION

ADMINISTRATION

ORGANIZATION

PLAYERS

REVIEW

RECORDS

HISTORY

SPECIFICS




SHARON ALDRIDGE
Box Office Assistant
Manager



JASON ANDERSON
Ticket Sales Account
Executive



ALBERTHA ARMSTRONG
Customer Service
Representative



BARRA BIRSCHLER
Director of
Entertainment/
Special Projects



MARCUS BOYLE
Marketing/Football
Operations Assistant



MILLY HOCKINGHEIMER
Executive Assistant
to the Sr. Dir. Of
Mktg & Bus. Devel.



DOUGLAS HOLTZMAN
Corporate Sales
Account Executive



CHRIS KENYON
Corporate Sales
Manager



CASEY KNOETTGEN
Corporate Sales
Account Executive



R.J. MATA
Ticket Sales Account
Executive



CHARLENE BROWN
Receptionist



JOSEPH CHAVIS
Customer Service
Representative



JOSH CONSTANT
Operations Assistant



DARLENE DIVINITY
Corporate
Partnership & Suite
Fulfillment Manager



MICHAEL DONOHOO
Ticket Sales Account
Executive



HEATHER METZINGER
Regional Marketing
Assistant



LOUISE MISTRIC
Receptionist



VICKY NEUMEYER
General Counsel



JANELLA NEWSOME
Assistant Director
of Community Affairs



CHRISTOPHER PIKA
Director of
New Media




MURPHY DORE, JR.
Gulf Coast Ticket
Sales Coordinator



KIM DURR
Executive Assistant
to the Executive
Vice President/
Administration



BROOKE ELLENBERGER
Box Office Manager



MIKE FEDER
New Orleans
VooDoo Executive
Director



EVAN GITOMER
Ticket Sales Account
Executive



JOHN ROCHE
Ticket Sales Account
Executive



JAKE SCHNEIDER
Ticket Sales Account
Executive



ROBERT SCHOLL, JR.
Ticket Sales Account
Executive



CARTER SHERIDAN
Youth Programs
Assistant



MIKE STANFIELD
Director of Ticket
Sales & Operation
Services



DAVID GOLDBERG
Superdome Ticket
Sales Supervisor



BEN HALES
Dir. of Corp. Partnerships,
Broadcasting and Business/
Marketing Ops.



CINDY HART
Director of Suite
Sales & Services and
Special Events



DEREK HENDERSON
Baton Rouge Ticket
Sales Coordinator



LORETTA-LYN HILLWARE
Ticket Sales Account
Executive



ANGEL SUHOR
Customer Service
Representative



IAN TIGCHELAAR
Manager of Business/
Marketing Operations



CHRIS TORRES
Northshore Ticket
Sales Coordinator



JASON TROSCCLAIR
Director of Youth
Programs

ORGANIZATION

PLAYERS

REVIEW

RECORDS

HISTORY

SPECIFICS

ORGANIZATION

PLAYERS

REVIEW

RECORDS

HISTORY

SPECIFICS



Dennis LAUSCHA
VICE-PRESIDENT/CHIEF FINANCIAL OFFICER

Entering his seventh season with the Saints since joining the club in 1998, Dennis Lauscha supervises all accounting and financial functions of the club as Vice President/Chief Financial Officer. Lauscha's responsibilities also include overseeing the human resources, information technology, facilities and grounds departments, and he is the team's primary liaison with all vendors that service the Saints.

Over the past three years, Lauscha has had an ongoing role in the organization's financial negotiations with the State of Louisiana toward ensuring the Saints' future presence in New Orleans, as well as improving the club's playing and practice facilities. Included in those efforts was the 2003 completion of the team's state-of-the-art indoor practice facility, weight room and cafeteria.

Before coming to the Saints, Lauscha served as the club's auditor for four years while working for a national accounting firm. In addition to those duties, health care, hotel, professional sports and SEC practices also came under his responsibilities.

After graduating from Jesuit High School, Lauscha departed the University of Alabama with a Bachelor of Science degree in Business. He has also received a Masters of Business Administration from Loyola University in New Orleans and is a licensed Certified Public Accountant.

Lauscha is extremely active in the New Orleans community, serving on the board of directors for the Preservation Resource Center and the New Orleans regional chapter of the Boy Scouts of America, where he is the Director of Finance. He was recently selected by New Orleans CityBusiness as one of the 40 most influential members of the community, an honor bestowed on those who are laying the groundwork for a better city.

Lauscha and his wife, Jennifer, have a son, Dennis Patrick, Jr.

BusinessOfficeStaff



JOHN BERFERT
Mail Clerk



LINDA BOURGEOIS
Staff Accountant



MARGARET LEWIS
Staff Accountant



SHEILA PALMISANO
Human Resources Coordinator



CHARLEEN SHARPE
Comptroller

FacilitiesStaff



TERRY ASHBURN
Facilities Manager



LESTER VALLET, JR.
Assistant Facilities Manager



WADE VICKNAIR
Grounds Superintendent

InformationTechnologyStaff



ROB BETCHER
IT/Applications Development Manager



JEFFREY HUFFMAN
IT/Network Manager



JAY ROMIG
IS/Applications Support Manager

! worthnoting



After taking over for injured TE Ernie Conwell on Nov. 23 at Philadelphia last season, TE Boo Williams had 29 receptions for 347 yards and four touchdowns. He had a scoring grab in three-straight games, with the streak – one shy of a club record shared by many – ending on Dec. 14 vs. the New York Giants. He added another TD grab at Jacksonville on Dec. 21, giving him a scoring catch in four of the last six contests that he started. Williams finished with a career-high 41 catches for 436 yards and five TDs. His reception, yardage and touchdown totals are the most for a Saints' tight end since TE Cam Cleeland had 54 grabs for 684 yards and six TDs in 1998.

ORGANIZATION

PLAYERS

REVIEW

RECORDS

HISTORY

SPECIFICS

Saints Making A Difference

ORGANIZATION

PLAYERS

REVIEW

RECORDS

HISTORY

SPECIFICS

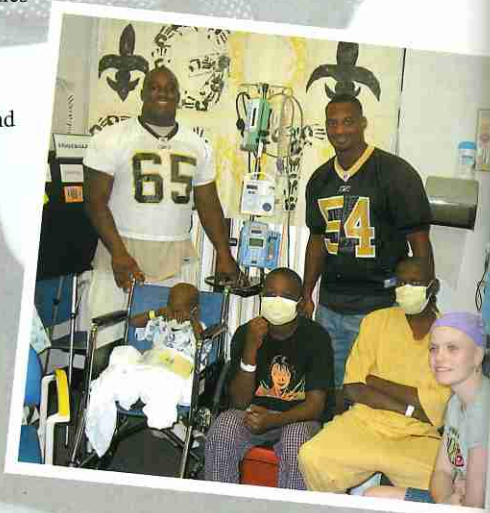


Game day at the Louisiana Superdome comes on Sunday, when the New Orleans Saints charge onto the field in front of 68,000 fans and fight to tackle the opposition, move the chains and score touchdowns. But everyday is game day in the club's community relations efforts, and the Saints put in the same energy and drive they do on the field when working to positively impact the people living in New Orleans and across the Gulf South region.

The Saints remain dedicated to making big plays in the community every day. Starting with Owner Tom Benson and moving on down through the coaches, players and staff, the organization feels a responsibility to give back. With that in mind, the Saints make a concerted effort to be visible and accessible members of the community, with a hands-on approach toward charitable outreach. But these efforts are sparked by more than the desire to be seen – the Saints are firmly focused on making a positive, lasting impact.

The club understands that our children represent the community's hope for the future, and thus the Saints have targeted youth programs and education as the primary impact areas in giving back to New Orleans and the Gulf South region. Saints players visit New Orleans area schools each week during the regular season to stress the importance of education to students as part of the club's Domino's Pizza/WWL Radio Literacy Program. The club also partners with youth-oriented charities such as the New Orleans Recreation Department, Big Brothers/Big Sisters, Boys & Girls Clubs, the New Orleans Police Department's "COPS for Kids" program, the Fellowship Foundation and the NFL YET Center.

During the NFL's 17-week regular season in 2003, more than 200 charitable appearances were made by Saints players, coaches and staff. Included in that number were weekly player visits to Children's Hospital of New Orleans. Starbright World – a widely-recognized computer video conference program – unites other NFL teams in charity as patients and players from New Orleans chat in cyberspace with their counterparts from children's hospitals in other



ORGANIZATION

PLAYERS

REVIEW

RECORDS

HISTORY

SPECIFICS

NFL cities. The Saints pioneered this program and it has since been implemented in many cities across the league.

The Saints also reach out to thousands of youngsters each year through programs like the Gatorade Junior Training Camp, Saints Experience and the Outback Steakhouse Tackle Football Program. The club is highly involved with the NFL's Junior Player Development Program in New Orleans Public Schools, and supports all of the league's youth initiatives. Over the summer in 2004, the Saints teamed up with the United Way for Greater New Orleans to provide 15 two-day youth football and life skills clinics, free of charge.

And while supporting youth and education is the club's chief focus in the community, the Saints haven't limited their resources. In 2003 the team hosted the Taste of the Saints Celebrity Dinner and Fashion Show – raising more than \$30,000 for United Way and Second Harvesters Food Bank. The club also worked closely with the Council on Alcohol and Drug Abuse for Greater New Orleans, the American Red Cross in Southeast Louisiana, the Fore!Kids Foundation, and Bridge House. Millions of dollars were placed back into the community by the Saints through the donation of cash, goods and services.

Saints players also provide hundreds of unfortunate families a holiday dinner with all the trimmings as part of the team's annual Thanksgiving benefit at Dryades YMCA. In addition, several Saints players took unfortunate families on holiday shopping sprees at their own expense.

Whether through financial support, in-kind donations, charitable appearances or just lending an oversized helping hand, the New Orleans Saints are there for the Greater New Orleans and Gulf South community.



CB Ashley Ambrose

• Ambrose, who has started 135 NFL games over the previous 12 years, needs to open 15 contests to reach 150 for his career.

S Jay Bellamy

• Bellamy must appear in four contests to reach 150 NFL games played in his career.

QB Aaron Brooks

• With 12,464 passing yards, Brooks needs 2,177 yards to move past QB Bobby Hebert (14,640 yards from 1985-89, 91-92) for second in club history.

• Entering the season with 1,014, Brooks needs 189 completions to pass Hebert (1,202) for second in franchise history. With 1,798 career attempts, Brooks needs 258 attempts to pass Hebert (2,055) for second in that category.

• Brooks needs three games with 250 yards or more passing to move into first in club history in the category. With 21, he currently trails QB Archie Manning (1971-75, 77-82) who has 23. Brooks has also passed for over 250 yards in two playoff contests.

• Brooks can become the first passer in club history to notch four-straight seasons with 3,000 or more passing yards. He joins Manning (1978-80) and QB Jim Everett (1994-96) as the only passers to reach the milestone in three-straight years. Brooks, the only quarterback in club history to toss over 20 touchdowns in three consecutive seasons (2001-03), can also extend that mark to four.

• Brooks needs to start the first seven games of this season to reach 60 consecutive starts for his career.

CB Fakhir Brown

• Brown needs to play in four games to reach 50 for his career.

K John Carney

• With 1,433 career points, Carney needs seven more points to pass K Jim Turner over the NFL all-time scoring list into 10th place. He needs 38 to move past K Pat Leahy for ninth place.

TE Ernie Conwell

• Conwell needs to play in six games to reach 100 for his career. He needs to start four to reach 70 starts.

S Steve Gleason

• Gleason needs to play in 10 games to reach 50 games played for his career.

LB Sedrick Hodge

• Hodge needs to play in nine games to reach 50 games played for his career.

WR Joe Horn

• Horn ranks third in team history with 34 touchdown receptions. He needs four to move past WR Danny Abramowicz (37 from 1967-73) and 15 to pass WR Eric Martin (48, 1985-93).

• Horn has posted a club-record 19 100-yard receiving games in New Orleans. With one more 100-yard performance he will become the first Saints player to reach the milestone 20 times.

• Horn is the lone player in club history to post 75 or more receptions for four consecutive seasons and can improve that mark to five in 2004. He had a team-record 94 receptions in 2000, 83 in 2002, 88 in 2003 and 77 last year.

• Horn extended his streak of consecutive games with a reception to 77, including 63 with New Orleans since 2000 (he was inactive for the finale vs. Dallas with an injured shoulder). It is the third-longest such streak in franchise history, trailing Abramowicz (79 straight-games with a catch from 9/17/67 through 12/16/73) and Martin, who holds the club record with a reception in 105 consecutive games from 11/1/87 until 1/2/94.

G Kendyl Jacox

• Jacox needs to appear in 14 games to reach 100 games played in his career.

S Tebucky Jones

• Jones needs to play in 13 games to reach 100 for his career.

WR Michael Lewis

• With 88, Lewis ranks third in career punt returns. He needs 16 to move past WR Jeff Groth (104, 1981-84) and 29 to surpass CB

Tyrone Hughes (116, 1993-94) to become the club's all-time leader in punt returns.

• Lewis (981 yards) also needs 80 yards in punt returns to pass Hughes (1,060 yards) and become the club's all-time leader in punt return yardage.

• With 234 in his career, Lewis needs 112 kickoff and punt returns in 2004 to become the club's all-time leader in combined returns. Hughes currently holds the record with 345.

• Lewis needs 2,160 combined return yards to pass Hughes (6,777) as the team's all time combined yardage leader.

RB Deuce McAllister

• McAllister is on the brink of rapidly moving up the Saints' all-time rushing charts, and with a season similar to his last two will become the most productive runner in club history. He needs 10 yards to move past RB Ricky Williams, (3,129, 1999-2001), for fifth on the team's career rushing list, 267 yards to steam past RB Chuck Muncie (3,386, 1976-80) for fourth and 289 to pass RB Rueben Mayes (3,408, 1986-88, 90) for third. McAllister needs 1,045 rushing yards to eclipse RB Dalton Hilliard (4,164, 1986-93) for second and 1,148 yards to move past RB George Rogers (4,267, 1981-84) and become the club's all-time leading rusher.

• Entering the season with 692, McAllister needs 96 attempts to pass Muncie (787) for fifth on the team's career rushing attempts list. He needs 123 carries to pass Williams (814) for fourth place and 146 to move past Mayes (837) for third. With 303 attempts in 2004, McAllister will move past Rogers for second on the Saints' all-time rushing attempts chart.

• McAllister ranks fifth in team history with 22 rushing touchdowns and needs 18 this season to surpass Mayes (23), RB Tony Galbreath (27, 1976-80), Muncie (28) and Hilliard (39) to become the club's all-time rushing touchdown leader.

• McAllister has 26 career total TDs and currently trails Muncie (29), Galbreath (33), WR Joe Horn (34), WR Danny Abramowicz, 1967-73 (37), WR Eric

Martin, 1985-93 (48) and Hilliard (53) on the club's all-time touchdown list.

• McAllister has recorded 4,154 yards from scrimmage and currently trails Rogers (4,559), Abramowicz (4,970), Galbreath (5,086), Hilliard (6,397) and Martin (7,865) in the team's all-time rankings.

• Last season McAllister became only the second Saints' running back to rush for 1,000 yards in consecutive seasons (joining Ricky Williams, 2000-01). In 2004, McAllister can become the first player in club history to reach the milestone in three-straight years.

• Entering this season with a club-record 17, McAllister can become the first Saints running back to post 20 100-yard rushing performances in his career with three in 2004.

• McAllister must play in three games to reach 50 for his career and needs to open 15 games to record 50 career starts.

DE Darren Howard

• Howard ranks 10th in club history with 30 sacks, and needs 10 to move past DT Bruce Clark (39.5, 1982-88) for ninth in team record books.

T Victor Riley

• Riley needs to play in 15 games to reach 100 games played in his career.

LB Orlando Ruff

• Ruff needs to start 12 games to reach 50 for his career.

LB Darrin Smith

• Smith needs to start 11 games to reach 150 for his career and must record 31 tackles to reach 1,000 career stops.

CB Fred Thomas


• Thomas needs three starts to reach 50 for his career.

TE Boo Williams


• Williams needs to appear in seven games to reach 50 contests played in his career.

DARREN HOWARD


Though sidelined for eight weeks with a wrist injury last season, DE Darren Howard still recorded five sacks and was honored as the Ed Block Courage Award winner in a vote by his teammates. No defender in club history has posted more sacks in his first three seasons than Howard's 25 from 2000-02.



TOM + BENSON
20
Seasons
1985-2004



PLAYERS



James ALLEN

50

HEIGHT: 6-2 **WEIGHT:** 245
COLLEGE: Oregon State
JOINED SAINTS: D3-02
NFL EXPERIENCE: 3rd Season
BIRTHDATE: 11/11/79

LB

NFL CAREER – After being drafted in the third round in 2002, Allen has polished his defensive skills and awareness as a top reserve at linebacker while also emerging as a standout on special teams. The young defender is expected to vie for a starting spot this season. Over his first two seasons, Allen has posted 32 special teams tackles (25 solo), forced two fumbles and has an interception.

CAREER TRANSACTIONS – Agreed to terms on a three-year contract with the Saints, 7/22/02; Selected by the Saints in the third round (82nd overall) of the 2002 NFL Draft.

! playernotes



Speedy defender has made an impact on special teams during his first two seasons with 32 tackles, including 25 solo stops.

Has started two games in his career, including opener at Seattle in 2003 and 2002 finale vs. Carolina.

Scored game-winning TD in overtime of his first NFL game, hauling in an interception in the end zone of 2002 opener at Tampa Bay.

Three-year fixture at linebacker during career at Oregon State, where he was regarded as one of the premier defensive players in the Pac-10.

SAINTS MAKING A DIFFERENCE: Allen was one of several players who contributed money and time to the club's yearly Thanksgiving benefit that provides over 1,000 underprivileged families with turkeys and all the trimmings. He also helped the club raise over \$10,000 for Second Harvester's Food bank by taking part in the club's "Taste of the Saints" fundraiser. Allen also adopted a little brother for a day in the team's NFL/United Way Hometown Huddle event.

2003 – Played in 15 games, with one start at LOLB. Recorded 13 tackles (11 solo) and a pass defended...Started opener at Seattle, Sept. 7, in place of LB Derrick Rodgers (suspended by NFL Commissioner) and tied his career-high with six tackles (four solo). Added two special teams tackles and a forced fumble on special teams against the Seahawks...Majority of action for the remainder of season came on special teams, where he ranked third on the team with 15 tackles (12 solo)...Had two tackles at Tampa Bay, Nov. 2, and vs. the New York Giants, Dec. 14...Added a pass defended against the Buccaneers and a pair of special teams stops (one solo)...On inactive list at Washington, Nov. 30. **2002** – Played in 14 games, starting one at LOLB and recording 10 tackles (seven solo), an interception, a pass defended, 17 special teams tackles, a special teams forced fumble and a special teams fumble recovery...In NFL debut at Tampa, Sept. 8, Allen's interception of P Tom Tupa gave the Saints a 26-20 win in

overtime...Recorded two special teams tackles and a special teams fumble recovery, vs. Green Bay, Sept. 15...Departed game in second quarter at Chicago, Sept. 22, with left knee injury and was declared inactive for the next two contests...Posted one assisted tackle, one solo special teams tackle and one assisted special teams tackle vs.

Atlanta, Oct. 27...Recorded a solo special teams tackle, an assist and a special teams forced fumble vs. Tampa Bay, Dec. 1...Saw action at linebacker in relief of injured LB Darrin Smith at Cincinnati, Dec. 22, and recorded a solo tackle and a special teams stop... Started in place of an injured Smith vs. Carolina, Dec. 29, and recorded five solo tackles, an assist and an assisted special teams tackle.

COLLEGE – Four-year letterman and three-year starter at OLB for Oregon State... Named All-Pac-10 honorable mention as a senior...Finished career with 197 tackles, seven sacks and two interceptions... Recorded 72 tackles with two sacks and two forced fumbles as a senior in 2001...Recorded 64 tackles, four sacks and an interception as a sophomore...Liberal studies major.


PERSONAL – Did not play organized football until midway through his junior year at Thomas Jefferson (Portland, Ore.) HS...All-League selection as a senior linebacker...Led team with 85 tackles, 11 sacks, two interceptions and four fumble recoveries in nine games...Lettered twice in track and basketball...Full name: James Deshaune Allen...Born Nov. 11, 1979 in Portland, Ore.

i jamesallen

Year	Team	GP/GS	S	A	TT	Sk.-Yds.	Int-Yds.-LG	PD	FF	FR
2002	New Orleans	14/1	7	3	10	0-0	1-0-0t	1	0	0
2003	New Orleans	15/1	9	2	11	0-0	0-0-0	1	0	0
Totals		29/2	16	5	21	0-0	1-0-0t	2	0	0

ADDITIONAL STATS: Special Teams Tackles — (2002, 17); (2003, 15) Total: 32; Special Teams Forced Fumbles — (2002, 1); (2003, 1) Total: 2

CAREER HIGHS: Tackles — 6 (2x), vs. Carolina (12/29/02) & at Seattle (9/7/03); Sacks — 0; Interceptions — 1, at Tampa Bay (9/8/02); Int. Ret for TD — 1, at Tampa Bay (9/8/02); Forced Fumbles — 0; Fumble Recoveries — 0.



Kenderick ALLEN 99 DT

HEIGHT: 6-6 WEIGHT: 315

COLLEGE: Louisiana State

JOINED SAINTS: FA-03

NFL EXPERIENCE: 2nd Season

BIRTHDATE: 9/14/78

NFL CAREER – The second-year veteran turned in a solid rookie season after being signed as an undrafted free agent out of LSU. Allen is particularly rugged against the run, where he uses his size and strength to plug up holes. Louisiana native prepped at Bogalusa High School.

CAREER TRANSACTIONS – Signed by Saints to active roster from practice squad, 10/4/03; Signed by Saints to practice squad, 9/2/03; Released by Saints, 8/31/03; Signed by Saints to two-year contract as undrafted free agent, 5/2/03.

2003 – Signed to active roster from practice squad, Oct. 4 and appeared in 10 of the final 12 games. Was on inactive list vs. Chicago, Oct. 12, and at Atlanta, Oct. 19...Spent first four weeks of season on practice squad...Made first impact vs. Carolina, Oct. 26, posting two solo tackles...Also had two tackles at Philadelphia, Nov. 23...Recorded first NFL start vs. Tampa Bay, Dec. 7 and had one solo stop...Finished season with two stops (one solo) vs. Dallas, Dec. 28.

! playernotes

Promoted from the practice squad last season to add depth up front.

Started first NFL game vs. Tampa Bay on Dec. 7 and was solid vs. the run all season.

Played in 10 games with one start and had 10 tackles (eight solo) and two passes defended.

SAINTS MAKING A DIFFERENCE: The Louisiana native made appearances at local schools and contributed financially to Belle Chase Academy (naval school) to improve the playground conditions and purchase new books for the library. Allen adopted a little brother for a day in the club's NFL/United Way Hometown Huddle event.


COLLEGE – Played both defensive end and tackle at LSU and had 93 tackles, three sacks, a fumble recovery, an interception and four passes defended during his career...As a senior, Allen started nine of 12 games at defensive tackle and had 23 tackles and a pair of pass defenses...In 2001 as a junior, he played in nine games, starting the first five at end, and recorded 17 stops, an interception and a pass defended... Received a medical redshirt in 1999 due to a shoulder injury...Majored in kinesiology.

PERSONAL – Was a member of *USA Today's* All-USA second-team as a senior at Bogalusa, when he was one of the nation's most highly-rated recruits...Born Sept. 14, 1978 in Bogalusa, La.

i kenderickallen

Year	Team	GP/GS	S	A	TT	Sk.-Yds.	Int-Yds.-LG	PD	FF	FR
2003	New Orleans	10/1	8	2	10	0-0	0-0-0	2	0	0
Totals		10/1	8	2	10	0-0	0-0-0	2	0	0

CAREER HIGHS: Tackles — 2, (4x) last time vs. Dallas (12/28/03); Sacks — 0; Interceptions — 0; Int. Ret for TD — 0; Forced Fumbles — 0; Fumble Recoveries — 0.



Ashley AMBROSE 33

HEIGHT: 5-11 WEIGHT: 195

CB

COLLEGE: Mississippi Valley State

JOINED SAINTS: FA-03

NFL EXPERIENCE: 13th Season

BIRTHDATE: 9/17/70

NFL CAREER – New Orleans native returned to his hometown in 2003 after a three-year stint with the Atlanta Falcons. He is in his second tour of duty with the Saints, where he had a standout season in 1999 with six interceptions. Ambrose, who has also played for Indianapolis and Cincinnati, is an extremely durable performer who has played in 183 NFL games, with 135 starts. He has not missed a game with injury since Week 11 of 1998 with the Bengals (knee sprain). Ambrose, who has posted three or more interceptions for the last five seasons, played in all 16 games with 12 starts in 2003. Proven performer excels in man-to-man and zone coverage.

CAREER TRANSACTIONS – Signed by Saints to five-year contract, 3/5/03; Released by Atlanta Falcons, 2/21/03; Signed by Atlanta Falcons to a five-year contract, 2/12/00; Signed by Saints to a one-year contract, 7/14/99; Signed by Cincinnati Bengals to a three-year contract, 2/25/96; Re-signed by the Indianapolis Colts to a one-year contract, 8/22/95; Signed by Indianapolis Colts to a three-year contract, 8/11/92; Selected in the second round (29th pick overall) by the Indianapolis Colts in the 1992 NFL Draft.

HONORS – 1996: Associated Press First Team All-Pro; Pro Bowl (starter); NFLPA AFC Defensive Back of the Year (Mackey Award).

2003 – Played in all 16 games, with 12 starts at both left and right cornerback and at nickel back...Posted 51 tackles (38 solo), three interceptions, 17 passes defended (his highest total since 2000) and a fumble recovery. Tackle total tied for the fourth-highest of his career...Opened the season as the starter at RCB at Seattle, Sept. 7, and had two tackles and a pass defended...Started next three games at RCB, recording four tackles (three solo) and two passes defended vs. Houston and eight stops (seven solo) and a pair of passes defended at Tennessee, Sept. 21...Saw action at CB and on special teams at Carolina, Oct. 5. Had started 115 consecutive regular-season games that he was active for before handling nickel duties vs. the Panthers...Started as nickel back the following week vs. Chicago, Oct. 12...Top reserve at cornerback the next two weeks at Atlanta and vs. Carolina, combining for a pair of tackles and a pass defense in those contests...Saw action at cornerback and on special teams at Tampa Bay, Nov. 2. Had two interceptions vs. the Buccaneers, including a career-long 73-yard return for a touchdown in the third quarter that gave New Orleans a 14-0 lead...Returned to starting lineup after injury to LCB Dale Carter vs. Atlanta, Nov. 16. Ambrose played LCB for the remainder of the season...Posted six stops (four solo) at Philadelphia, Nov. 23...Had four tackles (three solo), two passes defended and a fumble recovery at Washington, Nov. 30...Started at LCB and had four solo stops and two passes defended vs. Tampa Bay, Dec. 7...At Jacksonville, Dec. 21, had three tackles, a pass defended and an interception with a four-yard return...Tied his career-high in tackles in the finale vs. Dallas with 10 stops (eight solo) and added two passes defended. **2002** – Started all 16 regular-season contests and both playoff games for

33 Ashley AMBROSE CB (cont.)

Atlanta...Led the Falcons cornerbacks with 51 tackles (40 solo), three interceptions and eight pass defenses...During the postseason, he added six tackles (four solo) and led Atlanta with four passes defended... Finished with four tackles at Green Bay, Sept. 8...Intercepted a pass and had five tackles and a team-high three passes defended vs. Cincinnati, Sept. 22...At Carolina, Nov. 24, Ambrose was part of a defense that shutout the Panthers for the second time in 2002. He posted an interception and a tackle in the win...Picked off a pass at the Atlanta 27 and returned it 24 yards. **2001** – Strong season included starting all 16 contests as Ambrose emerged as the most consistent member of Atlanta's secondary...Finished with a career-high 63 tackles, breaking his old mark of 57 stops (1996, Cincinnati and 1999, New Orleans)...His 55 solo tackles were the third-highest on the team...Tied for team-lead with five interceptions, marking the fourth time in 10 seasons that he had four or more interceptions in a year...Also had a fumble recovery and seven passes defended...Posted seven tackles, a fumble recovery and a pass

! playernotes



Highly-regarded veteran has ranked among the NFL's top cover cornerbacks throughout his career.

His 78 return yards on three interceptions last season led New Orleans, including 73-yard touchdown return at Tampa Bay.

Has missed only one game since 1994 because of an injury.

His six interceptions in 1999 remain the most by a Saints cornerback since Toi Cook also had six in 1992. Ambrose added 57 stops that season, his highest career tackle total until posting 63 in 2002.

Voted to the Pro Bowl in 1996 after leading the Cincinnati Bengals with a career-high eight interceptions.

During his career, Ambrose has posted 39 interceptions for 493 yards and four touchdowns.

Started every game over his final three seasons with Atlanta (2000-02) and maintained his standing as one of the league's elite defenders with 12 interceptions.

SAINTS MAKING A DIFFERENCE: Ambrose was a big contributor for the Saints in the community. He donated financially to his alma mater, Alcee Fortier High School, to purchase new equipment and uniforms for the football team. Ambrose also visited Children's Hospital of New Orleans and helped the club raise more than \$10,000 for Second Harvesters Food Bank by taking part in the club's "Taste of the Saints" fundraiser.

defended vs. New England, Nov. 14...Intercepted his first passes of the season in a 23-20 win at Green Bay, Nov. 18, with a pair of picks, including the game-winning theft with 1:08 remaining...Performance marked the third two-interception game of his career and first since 1999 in New Orleans...At Carolina, Nov. 25, he picked off a pass for the second-straight game and had six tackles. **2000** – Started all 16 games at LCB in his first season in Atlanta...Totaled 46 tackles, a team-leading 17 pass defenses, four interceptions for 139 return yards with a fumble recovery and a forced fumble...Returned an interception 36 yards for a TD to help Atlanta secure a 36-28 victory over San Francisco, Sept. 23. After the 49ers closed to 29-21 in third quarter, Ambrose picked off QB Jeff Garcia at the San Francisco 36 and raced into the end zone. It marked the third time he has returned an interception for a TD in his career and the first for a score since at Buffalo, 11/7/96, as a member of the Bengals...Intercepted a pass in the fourth quarter and returned it 37 yards in a 15-10 victory at Carolina, Sept. 17. The theft set-up a game-winning 37-yard

field goal on ensuing drive with just over four minutes remaining...Intercepted a crucial pass and returned it 24 yards vs. the N.Y. Giants on Oct. 8, adding three tackles and three passes defended. **1999** – Started all 16 games at LCB for the Saints and totaled 57 tackles (seventh-highest on the club) and finished tied for sixth in the NFL with a team-high six interceptions (27 return yards)...The six interceptions were the second highest single-season total of his career (eight, 1996) ...He also led Saints with 16 passes defended and added a pair of fumble recoveries...Made two solo tackles, an interception return for 16 yards and a pass defended at San Francisco, Sept. 19... Had five solo tackles, tied a career-high with two interceptions with returns of one yard and four yards and had three pass defenses the following game at Chicago, Oct. 3...Had a season-high seven solo stops, an interception for six return yards and two passes defended vs. Tennessee, Oct. 17... Recovered a fumble and added three solo tackles vs. Tampa Bay, Nov. 7...Intercepted a pass at the New Orleans 35 to thwart a potential Falcons scoring drive, Dec. 5... Intercepted his sixth pass of the season and made four solo stops at Baltimore, Dec. 19. **1998** – Started at LCB for the third-straight season in Cincinnati...Ran his string of consecutive starts to 42 before a knee sprain sidelined him for a game...Suffered left knee sprain in week 10 at Minnesota, Nov. 15, and placed on inactive list in Week 11 vs. Baltimore, Nov. 22... Played 913 snaps (of 1,037 total)...Had two interceptions and ranked second on team with 15 passes defended. **1997** – Only Bengals defensive back to start every game...Team-high 26 passes defended were twice as next defender...Had major test vs. Dallas, Dec. 14, matched on WR Michael Irvin for most of game and finished with six passes defended. Ambrose was awarded special-effort game ball by coaching staff for returning to finish contest despite suffering fractured left thumb in third quarter. **1996** – Started every game and led the team in total snaps played with 1,229...First Cincinnati player since Anthony Munoz in 1990 to be voted to Associated Press All-Pro team...Also named an AFC starter in Pro Bowl and had Pro Bowl-record 54-yard interception return for TD against Carolina QB Kerry Collins to spark the AFC victory...Named AFC Defensive Back of the Year by fellow players on NFL Players Association ballot (Mackey Award)...Finished second on team in pass defenses (20)...Scored a touchdown on a 31-yard interception return at Buffalo, Nov. 17...Also played 182 special teams snaps, more than any other starter. **1995** – Came on strong late in season...Intercepted two passes for 12 yards vs. New England, Dec. 23...Started all three playoff games, and had three interceptions...Tied for team-lead with three interceptions in regular season. **1994** – Played all 16 games for the first time in career...Started Weeks 1-3 at LCB and Week 8 at RCB...Tied for second on Colts with 14 pass defenses for the season. **1993** – Saw action in 14 games for Indianapolis and started Weeks 4 and 6-10...Had 44 tackles and five pass defenses for the season, and had career-best game in tackles with 10 (nine solo) at Washington, Nov. 7. **1992** – Opened NFL career as a starter vs. Cleveland, Sept. 6...Started at Houston, Sept. 13, but suffered fractured right ankle.

COLLEGE – Four-year letterman at MVSU, closing his career with 17 interceptions for 300 yards, 40 passes defended and 110 tackles...Had seven kick returns for TDs (four on punts, three on kickoffs), tying NCAA Division I-AA record...His three punt returns for TDs as a senior led the nation...Holds degree in industrial technology.

PERSONAL – Grew up in New Orleans, where he attended Alcee Fortier HS... Lettered in track and football...Developed the "Ashley Ambrose All-A's Club" that rewards high school football players who excel academically, a program that began at Fortier...Was a finalist for the NFL Extra Effort Award for month of October, 2000...In his previous stint in New Orleans, Ambrose also donated Saints tickets to those scholar-athletes through the help of area high school coaches...Participated in VH-1's Save the Music program and in the NFL United Way Hometown Huddles Campaign.

i ashleyambrose




Year	Team	GP/GS	S	A	TT	Sk.-Yds.	Int-Yds.-LG	PD	FF	FR
1992	Indianapolis	10/2	6	2	8	0-0	0-0-0	4	0	0
1993	Indianapolis	14/6	36	8	44	0-0	0-0-0	5	0	0
1994	Indianapolis	16/4	23	6	29	0-0	2-50-42	14	0	0
1995	Indianapolis	16/0	9	9	18	0-0	3-12-7	9	1	0
1996	Cincinnati	16/16	46	11	57	0-0	8-63-31t	20	1	0
1997	Cincinnati	16/16	57	2	59	1-10	3-56-29	26	0	2
1998	Cincinnati	15/15	36	4	40	0-0	2-0-0	15	0	0
1999	New Orleans	16/16	51	6	57	0-0	6-27-16	16	0	0
2000	Atlanta	16/16	39	7	46	0-0	4-139-42	17	0	1
2001	Atlanta	16/16	55	8	63	0-0	5-43-27	7	0	1
2002	Atlanta	16/16	40	11	51	0-0	3-25-24	8	0	0
2003	New Orleans	16/12	38	13	51	0-0	3-78-73t	14	0	1
Totals		183/135	436	87	523	1-10	39-493-73t	155	2	5
Saints Totals		32/28	89	19	108	0-0	9-138-73t	30	0	1

CAREER HIGHS: Tackles — 10 (2x), vs. Washington (11/7/93) & vs. Dallas (12/28/03); Sacks — 1, at Indianapolis (11/9/97); Interceptions — 2 (5x), last time at Tampa Bay (11/2/03); Int. Ret for TD — 1 (4x), last time at Tampa Bay (11/2/03); Forced Fumbles — 1 (2x), vs. St. Louis (10/1/95) & at St. Louis (9/1/96); Fumble Recoveries — 1 (4x), last time vs. New England (11/14/02).

POSTSEASON STATISTICS

Year	Team	GP/GS	S	A	TT	Sk.-Yds.	Int-Yds.-LG	PD	FF	FR
1995	Indianapolis	3/3	8	5	13	0-0	1-2-2	8	0	0
2002	Atlanta	2/2	4	2	6	0-0	0-0-0	4	0	0
Totals		5/5	12	7	19	0-0	1-2-2	12	0	0

CAREER HIGHS: Tackles — 8, at San Diego (12/31/95); Sacks — 0; Interceptions — 1, at Kansas City (1/7/96); Int. Ret for TD — 0; Forced Fumbles — 0; Fumble Recoveries — 0.



Tavian BANKS 31

HEIGHT: 5-10 WEIGHT: 208

RB

COLLEGE: Iowa

JOINED SAINTS: FA-03

NFL EXPERIENCE: 3rd Season

BIRTHDATE: 2/17/74

NFL CAREER – Veteran spent time on the Saints' practice squad near the end of last season after being waived by the Saints following training camp. Returned to the game after being out of football from 2000-02 while recovering from the serious knee injury that he suffered in 1999. Expected to again compete for a reserve role in the backfield and has experience playing halfback, split wide as a receiver and returning kicks.


CAREER TRANSACTIONS – Released by Saints, 8/19/03; Signed by the Saints, 3/23/03; Released by Jacksonville Jaguars, 7/18/00; Placed on reserve/injured by Jacksonville Jaguars, 11/10/99; Selected by Jacksonville Jaguars in fourth round (101st pick overall) of 1998 NFL Draft.

2003 – Went to training camp with the Saints prior to being released, Aug. 19...Spent

time on the club's practice squad later in the season. **2002-2000** – Spent seasons out of football rehabilitating knee injury. **1999** – Developed in a key role in offense before suffering knee injury at Atlanta, Nov. 7. Also suffered torn hamstring and nerve damage... Played in first eight games, with one start...Rushed 23 times for 82 yards to finish fourth on the team, and caught 14 passes for 137 yards...Placed on injured reserve, Nov. 9, and underwent surgery, Nov. 22, on left knee. **1998** – Played in the first six games before suffering a sprained foot in his first start, then did not play again until the second round of playoffs... Finished with 140 yards rushing on 26 carries, including a 51-yard run and a TD...Also caught four passes for 20 yards and returned five kickoffs for 133 yards (26.6 avg.)...Had a 65-yard kickoff return to open the second half vs. Kansas City, Sept. 13...Took over for an injured Fred Taylor in the second quarter vs. Miami, Oct. 12, and ran nine times for 75 yards, including a 51-yard burst. Added a reception for six yards and two kickoff returns for 35 to finish with 116 all-purpose yards...Made his first NFL start at Buffalo, Oct. 18, and scored the first TD of his career...Returned to practice prior to season finale, then was a Sunday inactive for the Wild Card playoff game, 1/3/99, after being shaken up in an auto accident the night before...Started in the backfield for the Division Playoff at the N.Y. Jets, 1/10/99, seeing his first action in 12 weeks.

COLLEGE – Set school record of 36 touchdowns (33 rushing)...All-Big Ten pick and Big Ten Offensive Player of the Year as a senior...Set an NCAA Division I-A record by reaching 1,000 yards on his 125th carry, the quickest any player had ever reached that mark...Led team with 246 carries, as he set school single-season record with 1,639 yards, including 17 touchdowns...Became first player in school history with back-to-back 200-yard rushing games...Rushed for a school-record 314 yards and four TDs vs. Tulsa...Played in every game in 1996 with two starts and finished second on the team with 599 yards and nine TDs on 131 carries. Caught 21 passes for 137 yards (6.5 average) and a TD...Played in six games in 1995, missing four with a broken left arm...Played in every game as a redshirt freshman in 1994...Graduated in 1997 with a degree in sports management.

PERSONAL – Bettendorf (Iowa) HS to Class 4A state titles as junior and senior while rushing for 4,292 yards and scoring 74 TDs...Broke his own state record as a senior with 42 touchdowns...Also played basketball and was an All-State performer in soccer.



Jay BELLAMY 20

HEIGHT: 5-11 WEIGHT: 200

COLLEGE: Rutgers

JOINED SAINTS: UFA-01 (Sea)

NFL EXPERIENCE: 11th Season

BIRTHDATE: 7/8/72

S

NFL CAREER – An important free agent signing for the Saints before the 2001 season, Bellamy has since bolstered the defense with his aggressive play and leadership in the secondary. Bellamy has started every game over the last three seasons and has finished among the defense's top tacklers each year. Originally slated to be a reserve in 2003, but a preseason injury to Mel Mitchell moved Bellamy into the starting lineup at strong safety after he had played free safety over the previous two years. Bellamy responded by leading the team with 115 tackles and was one of the unit's most consistent performers. Including a six-year stint with the Seattle Seahawks (1994-2000), Bellamy has notched 24 interceptions during his career, as well as 10 sacks, nine forced fumbles and five fumble recoveries.

CAREER TRANSACTIONS – Signed by Saints to a four-year contract (UFA), 4/4/01; Placed on reserve/injured by the Seattle Seahawks, 11/11/94; Originally signed by the Seattle Seahawks as an undrafted free agent, 4/27/94.

2003 – Versatile defender proved to be one of the club's most valuable players in 2003 after leading the team with a career-high 115 tackles (86 solo) and adding a sack, three interceptions, 11 passes defended and two forced fumbles. Finished an already strong season with a flurry over the last month, posting 41 tackles, two interceptions and three passes defended over the final four contests...Started at strong safety in first four games, moved to free safety after injury to Tebucky Jones and returned to the strongside vs. Chicago on Oct. 12, where he remained for the rest of the season. Opened the season at Seattle, Sept. 7, with seven tackles (six solo)...Posted nine stops (seven solo) at Houston, Sept. 14...Had a forced fumble and two tackles (one solo) at Carolina, Oct. 5...The following week vs. Chicago, had eight tackles (seven solo)...At Tampa Bay, Nov. 2, posted five tackles (three solo), a forced fumble and a pass defended...On Nov. 16 vs. Atlanta, had three solo tackles, an assist, a pass defended and an interception with an eight-yard return. His second-half interception helped turn the momentum in the Saints' comeback victory...At Washington, Nov. 30, had six tackles (five solo) and two passes defended. Helped preserve Saints' four-point victory over the Redskins by coming across the field late in the fourth quarter to break up a sure reception for a first down by drilling the wide receiver...The following week vs. Tampa Bay, had 12 tackles (nine solo) and a pass defended...At Jacksonville, Dec. 21, posted a career-high 12 solo tackles, part of an 18-tackle performance...Ended the season with sparkling performance vs. Dallas, Dec. 28, posting 10 tackles (eight solo), two interceptions for 11 yards in returns, a sack (minus-16 yards) and two passes defended. **2002** – Started all 16 games and recorded 98 tackles, 1.5 sacks, three interceptions, a career-high 12 passes defended, a forced fumble and two fumble recoveries...In one of his top performances, Bellamy had two key interceptions and a fumble recovery at Washington, Oct. 13. The turnovers led to 17 points for New Orleans as Bellamy tied a career-high for picks...Recorded a season-high and team-leading 11 tackles vs. San Francisco, Oct. 20...Had team-high 10 tackles and a sack for minus-6 yards vs. Cleveland, Nov. 24. **2001** – Started all 16 games and posted career-high 111 tackles (86 solo) as he

i tavianbanks



Year	RUSHING					RECEIVING					KICKOFF RETURNS				
	GP/GS	No.	Yds.	Avg.	LG TD	No.	Yds.	Avg.	LG TD	Pts.	No.	Yds.	Avg.	LG TD	
1998 Jax	6/1	26	140	5.4	51 1	4	20	5.0	10 0	6	5	133	26.6	65 0	
1999 Jax	8/1	23	82	3.6	21 0	14	137	9.8	38 0	0	5	78	15.6	20 0	
Totals	14/2	49	222	4.5	51 1	18	157	8.7	38 0	6	10	211	21.1	65 0	

ADDITIONAL STATS: Special Teams Tackles – (1998, 0); (1999, 3) **Total: 3**.
CAREER HIGHS: Rushes – 9, vs. Miami (10/12/98); Rushing Yards – 75, vs. Miami (10/12/98); Long Rush – 51, vs. Miami (10/12/98); Rushing TDs – 1, at Buffalo (10/18/98); Receptions – 5, vs. Cleveland (10/17/99); Receiving Yards – 50, at Cincinnati (10/31/99); Long Reception – 38, at Cincinnati (10/31/99); Receiving TDs – 0;

POSTSEASON STATISTICS

Year	RUSHING					RECEIVING					KICKOFF RETURNS				
	GP/GS	No.	Yds.	Avg.	LG TD	No.	Yds.	Avg.	LG TD	Pts.	No.	Yds.	Avg.	LG TD	
1998 Jax	1/1	0	0	0.0	0 0	1	7	7.0	7 0	0	3	40	13.3	18 0	
1999 Jax															
Totals	1/1	0	0	0.0	0 0	1	7	7.0	7 0	0	3	40	13.3	18 0	

CAREER HIGHS: Rushes – 0; Rushing Yards – 0; Long Rush – 0; Rushing TDs – 0; Receptions – 1, at N.Y. Jets (1/10/99); Receiving Yards – 7, at N.Y. Jets (1/10/99); Long Reception – 7, at N.Y. Jets (1/10/99); Receiving TDs – 0; Kickoff Returns – 3, N.Y. Jets (1/10/99); Kickoff Return Yards – 40, N.Y. Jets (1/10/99); Long Kickoff Return – 18, N.Y. Jets (1/10/99); Kickoff Returned for TD – 0.

cracked the 100-tackle mark for the first time...Also tied career-highs with two sacks and eight passes defended...Recorded three interceptions for 21 yards to rank second on the team...In the 100th game of career at NY Giants, Sept. 30, recorded three solo tackles, an assisted tackle and a special teams stop...Tied a career-high with 12 tackles (10 solo) and a pass defended at St. Louis, Oct. 28...Had two solo tackles, two assisted tackles, two sacks for minus-12 yards, a 21-yard interception return and a pass defense at Atlanta, Dec. 9, tying a career-high in sacks. **2000** - Started all 16 games at free safety for Seattle and finished fourth on the team with 87 tackles (69 solo) and tied for the team lead with four interceptions (132 yards)...Also tied career highs with two sacks, eight pass defenses and two forced fumbles...Finished sixth in the NFL in interception return yardage and third in yards per interception return (33.0)...vs. the Rams, Sept. 10, he had 11 tackles and returned an interception 84 yards for his first career TD. The return was the third-longest in Seahawks history. **1999** - Started 16 games at free safety after making the switch from strong safety, where he had played the previous five seasons...For second-straight year finished second on the team with 96 tackles (85 solo) and finished third in interceptions with four...Added eight passes defended and nine special teams stops...Recorded eight tackles and tied career-high with two interceptions at New York Jets, 1/2/00. **1998** - Finished second on team with then-career-high 98 total tackles (then-career-high 81 solo) and tied for second with three interceptions...Also registered 11 total special teams tackles (third on team)...Registered a career-high 12 total stops (10 solo) against Tennessee, Nov. 29...Had first career multi-interception game with two vs. San Diego, Dec. 13. **1997** -

! playernotes

Savvy veteran had one of the top seasons of his career in 2003, leading the team with 115 stops and adding three interceptions, a sack, 12 passes defended and two forced fumbles.

Since joining the Saints in 2001, Bellamy has started all 48 games and posted 324 stops, including career-high tackle totals the last two seasons. Sure-handed defender has also recorded nine interceptions.

Durable safety has not missed an NFL game since 1995 and has not been sidelined with an injury since his rookie season in 1994.

Played 16 games, starting the last seven at strong safety...Credited with 52 tackles, including 35 in his seven starts that tied for second on the team during that span...Added two sacks and an interception. **1996** - Played 16 games as a reserve safety and special teams performer...Set a franchise record with 34 special teams tackles...Also had 18 tackles and three interceptions. **1995** - Played 15 games as a reserve safety and special teams contributor...Forced a fumble at Jacksonville to set up the clinching touchdown. **1994** - Played in three of the first nine games before suffering a shoulder injury vs. Cincinnati and placed on injured reserve.

COLLEGE - Four-year letterman and three-year starter at both cornerback and free safety at Rutgers...Three-time second-team All-Big East choice...Finished his career with 192 tackles and eight interceptions...Had 56 tackles and four interceptions in 1992, with 46 tackles in 1993...One of four true freshmen to letter in 1990...Returned one of his two interceptions that season 21 yards for a touchdown (vs. Temple)...Majored in Sociology.

PERSONAL - Played quarterback and safety at Matawan (Aberdeen, NJ) HS... Brother, Eric, lettered in football at Georgia Tech (1989-90).

i jaybellamy



Year	Team	GP/GS	S	A	TT	Sk.-Yds.	Int-Yds.-LG	PD	FF	FR
1994	Seattle	3/0	0	0	0	0-0	0-0-0	0	0	0
1995	Seattle	15/0	2	1	3	0.5-0	0-0-0	0	1	0
1996	Seattle	16/0	16	2	18	0-0	3-18-16	6	0	0
1997	Seattle	16/7	42	10	52	2-15	1-13-13	6	0	0
1998	Seattle	16/16	81	17	98	1-4	3-40-24	8	2	2
1999	Seattle	16/16	85	11	96	0-0	4-4-7	8	0	1
2000	Seattle	16/16	69	18	87	2-13	4-132-84t	8	2	0
2001	New Orleans	16/16	86	25	111	2-12	3-21-21	8	1	0
2002	New Orleans	16/16	73	25	98	1.5-7.5	3-39-16	12	1	2
2003	New Orleans	16/16	86	29	115	1-16	3-19-10	11	2	0
Totals		146/103	535	138	673	10-67.5	24-286-84t	67	9	5
Saints Totals		48/48	245	79	324	4.5-35.5	9-79-21	31	4	2

ADDITIONAL STATS: Interceptions Returned for TD: (2000, 1) **Total: 1; Special Teams Tackles:** (1994, 2); (1995, 13); (1996, 34); (1997, 12); (1998, 11); (1999, 9); (2000, 1); (2001, 4); (2002, 3); (2003, 1) **Total: 90.**
CAREER HIGHS: Tackles - 18 at Jacksonville (12/21/03); **Sacks** - 2 (3x), last time at Atlanta (12/9/01); **Interceptions** - 2 (5x), last time vs. Dallas (12/28/03); **Int. Ret for TD** - 1, vs. St. Louis (9/10/00); **Forced Fumbles** - 1 (6x), last time vs. Atlanta (10/27/02); **Fumble Recoveries** - 1 (5x), last time at Cincinnati (12/22/02).

Year	Team	GP/GS	S	A	TT	Sk.-Yds.	Int-Yds.-LG	PD	FF	FR
1999	Seattle	1/1	4	1	5	0-0	0-0-0	0	0	0
Totals		1/1	4	1	5	0-0	0-0-0	0	0	0

CAREER HIGHS: Tackles - 5 vs. Miami (1/9/00); **Sacks** - 0; **Interceptions** - 0; **Int. Ret for TD** - 0; **Forced Fumbles** - 0; **Fumble Recoveries** - 0.


! worthnoting

IN DEFENSE
 The Saints were one of only eight NFL teams to allow less than 3,000 net passing yards in 2003:

1.	Dallas	2,631
2.	Buffalo	2,707
3.	Tampa Bay	2,710
4.	Baltimore	2,805
5.	Indianapolis	2,809
6.	Denver	2,828
7.	Cleveland	2,846
8.	NEW ORLEANS	2,993

The Saints ranked second in the NFL in completions allowed:

Rank	Team	Attempts
1.	Dallas	239
2.	NEW ORLEANS	264
3.	Denver	265
4.	Tampa Bay	274
5.	Indianapolis	277
6.	New York Jets	281
7t.	Washington	285
7t.	Buffalo	285
9.	Oakland	286
10.	Pittsburgh	294



LeCharles BENTLEY 65

HEIGHT: 6-2 WEIGHT: 313

C/G

COLLEGE: Ohio State

JOINED SAINTS: D2-02

NFL EXPERIENCE: 3rd Season

BIRTHDATE: 11/7/79

NFL CAREER – Combination of hard-nosed play, gritty temperament and polished blocking techniques has helped Bentley emerge as one of the NFL's top interior linemen in just two seasons. Prototype size and strength for his position gives him instant leverage against most defenders. He started the first 13 games of 2003 before suffering a left knee sprain vs. the New York Giants, Dec. 23. A near-unanimous choice for NFL All-Rookie honors in 2002, when Bentley was selected as the NFL Offensive Rookie of the Year by *Sports Illustrated*.

CAREER TRANSACTIONS – Placed on injured reserve (knee), 12/27/03; Signed by Saints to three-year contract, 7/27/03; Drafted by the Saints in the second round (44th overall) of the 2002 NFL Draft.

HONORS – **2003:** Pro Bowl (did not participate because of knee injury); **2002:** *Sports Illustrated* Offensive Rookie of the Year; *Pro Football Weekly* All-Rookie.

2003 – Started the first 13 games at RG and was the foundation of the offensive line before being placed on injured reserve, Dec. 27, with left knee sprain. Injury required off-season surgery to repair the damaged ligaments...Suffered knee sprain in the third quarter vs. Indianapolis, Sept. 28, but returned to action the following week...Suffered left knee sprain vs. Tampa Bay, Dec. 7, in the third quarter and was inactive the next week vs. New York Giants...Placed on injured reserve, Dec. 27...Voted to the Pro Bowl

! playemotes



Has needed little time to establish himself as one of the NFL's best offensive linemen. Voted to Pro Bowl in 2003 and was named to several All-Rookie teams in 2002.

Became first Saints' guard to be voted to the league's postseason all-star game since 1987, and was only the third guard in club history to receive the honor, joining Brad Edelman (1987) and Jake Kupp (1969).

In 2002, was the first Saints' rookie lineman since 1998 to start the first game of his opening season.

As a senior at Ohio State in 2001, Bentley was honored as the Rimington Award winner (given to the nation's top center), Big 10 Offensive Lineman of the Year and as a consensus All-American.

SAINTS MAKING A DIFFERENCE: Bentley, who says he would someday like to teach kindergarten, has made spending time with children the focus of his community efforts. During the season, he visits area schools to stress the importance of reading and education. Bentley has also volunteered at Children's Hospital of New Orleans as part of the "Starbright World" program.

65 LeCharles BENTLEY C/G (cont.)

the following week...Key part of an offensive line that helped RB Deuce McAllister post nine-straight 100-yard performances and 1,641 yards on the season. **2002** – Started 14 games at RG and thrived as part of a unit that helped RB Deuce McAllister notch eight 100-yard games and the second-highest rushing total in franchise history (1,388 yards). Offensive line also protected QB Aaron Brooks as he set a club record with 27 TD passes...Showed no rookie jitters in first NFL contest despite lining up against All-Pro DT Warren Sapp in opening-day victory at Tampa Bay, Sept. 8. Bentley helped limit Sapp to three tackles...Continued his consistent play throughout the season, bouncing back from a sprained right ankle suffered in the first quarter at Carolina, Nov. 10, that sidelined the rookie at Atlanta, Nov. 17, and vs. Cleveland, Nov. 24.

COLLEGE – A three-year starter and four-year letterman at Ohio State...Moved into starting center slot for the Buckeyes as a junior in 2000, when he was named second-team All-Big Ten by league's coaches and media...As a senior, Bentley played every snap and was named the recipient of the Rimington Award, given to the nation's top center, as well as receiving consensus All-American and unanimous All-Big Ten honors. Also named Big 10 Offensive Lineman of the Year...Earned Player of the Game honors after posting 20 knockdowns against UCLA...Only true freshman offensive lineman who was not redshirted and he appeared in all 12 games...Human and development and family science major.

PERSONAL – Attended St. Ignatius (Cleveland) HS...Three-year starter who really turned heads as a senior...All-state selection at tackle, but also started at guard and center...Served as a guest chef at Bella Luna restaurant following a minicamp in 2002 and also has performed cooking demonstrations at Cobalt and Fausto's restaurants...Full name: LeCharles Vernon Bentley...Born Nov. 7, 1979 in Cleveland, Ohio.

i lecharlesbentley



Games Played/Started: (2002, 14/14); (2003, 13/13) Total: 27/27



Mitch BERGER 17

HEIGHT: 6-4 WEIGHT: 220

P

COLLEGE: Colorado

JOINED SAINTS: UFA-03 (StL)

NFL EXPERIENCE: 10th Season

BIRTHDATE: 6/24/72

NFL CAREER – A dependable, consistent veteran who has ranked among the NFL's top punters throughout his career. Berger had one of his best seasons in 2003, his first year in New Orleans, averaging 44.3 yards on 71 punts and leading the NFC with a 38.2 net average. Signed by the Saints as an Unrestricted Free Agent in 2003 after playing for St. Louis in 2002. He signed with the Rams following a six-year stint with

Minnesota. He once booted a Vikings-record five kickoff touchbacks in a playoff game vs. Arizona (1/10/00). Berger held for K Gary Anderson's field goal vs. Buffalo, 10/22/00, that established the kicker as the NFL's all-time scoring leader, and held for Anderson when he was an NFL record-setting 94-of-94 on kick attempts in 1998 (35-of-35 field goals, 59-of-59 PATs).

CAREER TRANSACTIONS – Signed by Saints to five-year contract (UFA), 3/7/03; Signed by St. Louis Rams to one-year contract, 4/17/02; Released by Minnesota Vikings, 2/22/02; Placed on reserve/injured, 12/18/01; Re-signed by Minnesota Vikings, 2/21/00; Signed by Minnesota Vikings, 4/19/96; Released by Chicago Bears, 11/13/95; Signed by Chicago Bears, 11/7/95; Released by Green Bay Packers, 8/27/95; Claimed off waivers by Green Bay Packers, 8/24/95; Signed by Indianapolis Colts, 5/16/95; Released by Chicago Bears, 5/4/95; Signed by Chicago Bears, 3/7/95; Released by Cincinnati Bengals, 11/30/94; Signed by Cincinnati Bengals to practice squad, 10/13/94; Released by Philadelphia Eagles, 10/10/94; Signed by Philadelphia Eagles, 7/11/94; Selected by Philadelphia Eagles in sixth round (193rd overall) of the 1994 NFL Draft.

HONORS – **2000:** NFC Special Teams Player of the Week (Week 14); NFC Special Teams Player of the Month (December). **1999:** Pro Bowl; *Sporting News* All-Pro; NFC Special Teams Player of the Month (September); NFC Special Teams Player of the Week (Week 15). **1998:** NFC Special Teams Player of the Week (Weeks 12 and 13).

2003 – Turned in solid first year in New Orleans, averaging 44.3 yards on 71 punts and leading the NFC with a 38.2 net average. Also placed 28 punts inside the 20...His 3,144 punt yards were Berger's highest since posting 3,616 yards with Minnesota in 1996...A key part of three games where the Saints did not allow any yards on punt returns (at Tennessee, Sept. 21, vs. Chicago, Oct. 12 and at Jacksonville, Dec. 21)...A valuable weapon in battle of field position in Saints' victory at Tampa Bay, Nov. 2, where he recorded seven punts for 327 yards (46.7-yard average) and dropped two inside the 20...Had punt blocked near the end of the first half vs. Tampa Bay, Dec. 7, ending a streak of 473 consecutive punts without a block...Had a season-high eight punts for 376 yards (47-yard average) in victory over Dallas, Dec. 28. **2002** – Punted 72 times for 3,020 yards (41.9 yard average, tied for seventh in NFC)...Tied for fifth in NFC by placing 26 punts inside 20...Recorded 10 touchbacks and a long of 64 yards.

2001 – Averaged 43.5 yards on 47 punts with 10 inside the 20, 10 touchbacks and a long of 67 to go with his four special teams tackles...Placed on reserve/injured list, Dec. 18, with knee and neck injuries. **2000** – Averaged 44.7 yards on 62 punts for 2,773 yards with a long of 60 and 16 inside the 20...Named NFC Special Teams Player of the Week for performance vs. Detroit, Nov. 30...Set Vikings record for most 50+ yard punts in a season with 22...Earned NFC Special Teams Player of the Month honors for December, punting 15 times in three games for a 48.2-yard average. **1999** – Earned first Pro Bowl selection...Named NFC Special Teams Player of the Month for September...Punted 61 times for 45.4-yard average with a long of 75 yards...Led the NFC and ranked second in the NFL with a 45.4 punting average and a 38.4 net punting average...Booted a career-long 75-yard punt vs. San Francisco, Oct. 24...Named NFC Special Teams Player of the Week for performance vs. Green Bay, Dec. 20. **1998** – Punted 55 times for 44.7-yard average with a long of 67 and 17 inside the 20...Punted five times in postseason for 49.4 average with a long of 63 yards and two inside the 20...Named NFC Special Teams Player of the Week for back-to-back performances vs. Cincinnati, Nov. 15 (four punts, 55.8 average) and vs. Green Bay, Nov. 22 (three punts, 54.3 average)...Named NFC Special Teams Player of the Month for November. **1997**

– Punted 73 times for 42.9-yard average with a long of 65...Also had five touchbacks and 22 placed inside the 20...Punted 13 times in the postseason for 33.8-yard average with a long of 44 and four inside the 20...Inactive for first two games (at Buffalo, Aug. 31, and at Chicago, Sept. 7) due to an injured hip. **1996** – Punted 88 times for 41.1-yard average with a long of 63 and 26 inside the 20...Punted twice in the post-season for 39.5-yard average with a long of 48 yards. **1995** – Spent preseason with Indianapolis after spending early offseason with Chicago. **1994** – Played in five games for the Eagles...Punted 25 times for 38.0-yard average. Later in the season spent seven weeks on Cincinnati's practice squad.

COLLEGE – Averaged 42.7 yards per punt, made 19-of-32 field goals and forced touchbacks on 114-of-184 kickoffs during career at Colorado...Named to the school's Team of the Decade for the 1990s...Set school record for points in a game by kicker with 18 vs. Kansas State...Transferred to Colorado after earning honorable mention All-America honors at Tyler (Tex.) JC...Majored in business/real estate.

PERSONAL – All-provincial as punter and kicker at North Delta (Vancouver, BC) HS in his only season of football...Also intercepted six passes and completed 76-of-150 passes for 1,250 yards and eight TDs...Born June 24, 1972 in Kamloops, B.C., Canada...Full name: Mitch Shannon Berger.

i mitchberger



Year	Team	GP	No.	Yds.	Avg.	Net	TB	I20	LG	Blk.
1994	Philadelphia	5	25	951	38.0	31.3	2	8	57	0
1995	Did Not Play									
1996	Minnesota	16	88	3616	41.1	32.4	6	26	63	2
1997	Minnesota	14	73	3133	42.9	34.1	5	22	65	0
1998	Minnesota	16	55	2458	44.7	37.0	5	17	67	0
1999	Minnesota	16	61	2769	45.4	38.4	9	18	75	0
2000	Minnesota	16	62	2773	44.7	36.2	11	16	60	0
2001	Minnesota	12	47	2046	43.5	32.9	10	10	67	0
2002	St. Louis	16	72	3020	41.9	32.7	10	26	64	0
2003	New Orleans	16	71	3144	44.3	38.2	5	28	59	1
Totals		127	554	23,910	43.2	34.9	63	171	75	3
Saints Totals		16	71	3144	44.3	38.2	5	28	59	1

CAREER HIGHS: Punts— 9, at Chicago (9/15/96); **Most Yards**— 376, vs. Dallas (12/28/03); **Gross Avg.**— 59.0, at Green Bay (9/26/99); **Net Avg.**— 51.0, vs. Oakland (9/19/99); **Most Punts Inside the 20**— 5 (2x), last time at Indianapolis (12/24/00); **Long Punt**— 75, vs. San Francisco (10/24/99).

POSTSEASON STATISTICS

Year	Team	GP	No.	Yds.	Avg.	Net	TB	I20	LG	Blk.
1996	Minnesota	1	2	79	39.5	36.5	0	2	48	0
1997	Minnesota	2	13	440	33.8	33.0	0	4	44	0
1998	Minnesota	2	5	247	49.4	35.2	0	2	63	0
1999	Minnesota	2	10	442	44.2	32.4	2	1	52	0
2000	Minnesota	2	11	435	39.5	32.7	2	2	54	0
Totals		9	41	1,643	40.1	33.2	4	11	63	0

CAREER HIGHS: Punts— 6 (2x), last time at New York (1/14/01); **Most Yards**— 238, vs. St. Louis (1/16/00); **Gross Avg.**— 47.6, vs. St. Louis (1/16/00); **Net Avg.**— 36.7, at New York Giants (12/27/97); **Most Punts Inside the 20**— 2 (2x), last time at New York (1/14/01); **Long Punt**— 63, vs. Atlanta (1/17/99).

4 Todd BOUMAN QB (cont.)



Todd BOUMAN

QB

HEIGHT: 6-2 **WEIGHT:** 226
COLLEGE: St. Cloud State
JOINED SAINTS: TR-03 (Min)
NFL EXPERIENCE: 8th Season
BIRTHDATE: 8/1/72

NFL CAREER – Proven signal-caller enters 2004 as the Saints' chief backup at quarterback behind starter Aaron Brooks. No unproven understudy, Bouman has sparkled throughout his NFL career when given an opportunity, having tossed nine touchdowns since 2001. Eight-year veteran has a career passer rating of 95.5.

CAREER TRANSACTIONS – Re-signed to three-year contract by the Saints, 12/30/03. Acquired by the Saints from the Minnesota Vikings in exchange for a sixth-round draft choice in the 2003 NFL Draft, 3/13/03; Assigned by Minnesota to Barcelona Dragons in 1999 NFL Europe allocation, 2/22/99; Activated by Minnesota Vikings from practice squad, 12/5/97; Re-signed by Minnesota Vikings to practice squad, 8/25/97; Released by Minnesota Vikings, 8/23/97; Signed as an undrafted free agent by Minnesota Vikings, 4/25/97.

! playernotes

In a move that brought stability and proven experience to the reserve QB spot, the Saints acquired Bouman in a key offseason trade with the Minnesota Vikings in 2003.

Appeared in four games in first season with the Saints, completing seven of 13 passes for 81 yards and a touchdown.

Only quarterback in Vikings history to throw a touchdown of 60 or more yards in three-straight games.

2003 – Played in four games and active for all 16 as backup QB...Saw most extended action of season vs. Indianapolis, Sept. 28, completing five of eight passes for 62 yards, including a TD. Posted passer rating of 126.0 in the contest...Attempted one pass vs. Atlanta, Oct. 19...Saw limited time on special teams vs. Carolina, Oct. 26... Entered game in fourth quarter in victory vs. New York Giants, Dec. 14, and completed two of four attempts in the contest for 50 yards. **2002** – Saw action vs. NY Giants, Nov. 10, his lone playing time of the season...Entered game in third quarter and engineered a pair of TD drives to give Vikings a 20-19 lead before Minnesota was defeated, 20-27...Connected on 3-of-6 passes for 85 yards with a long of 48, along with a nine-yard rush, ending day with 95.8 passer rating. **2001** – Started vs. Tennessee, Dec. 9, at Detroit, Dec. 16 and vs. Jacksonville, Dec. 23...Threw first NFL TD pass to RB Michael Bennett on an 80-yard screen pass, the longest pass play to a running back in Vikings history...Became the sixth Vikings quarterback to win his first start with a victory vs. Tennessee, Dec. 9...For a Minnesota QB in his first start, Bouman set team records for passing yards (348), TD passes (4), completion percentage (67.7) and passer rating (131.5)...Earned Miller Lite NFL Player of the Week honors for performance

vs. Tennessee, Dec. 9...Set a Vikings record as the only QB in team history to complete a 60-yard pass in three straight games – at Pittsburgh, Dec. 2, vs. Tennessee, Dec. 9 and at Detroit, Dec. 16...Entered the season as reserve behind QB Daunte Culpepper...Played in five games and had three starts...Completed 51 of 89 passes for 795 yards, including 8 TDs and 4 INT, for a 98.3 passer rating...Made his first career appearance in the fourth quarter at Tampa Bay, Oct. 28 and completed one of two passes for four yards...Entered the game at Pittsburgh, Dec. 2 in the fourth quarter after Culpepper injured his knee with the Vikings trailing, 3-21. Bouman rallied the team by completing an 80-yard TD pass to RB Michael Bennett and firing a 12-yard TD strike to WR Randy Moss to cut the score to 21-16 at Pittsburgh, Dec. 2. Finished the day 11 of 15 for 200 yards, with two TDs and an INT...Made his first career start the following week vs. Tennessee, Dec. 9...Posted his first 300-plus yard passing day as he completed 21 of 31 for 348 yards and four touchdowns in the 42-24 win against Titans. Threw a 73-yard TD pass to Moss to seal the game in the fourth quarter...Made his second career start at Detroit, Dec. 16, where he completed 18 of 38 passes for 243 yards and two TDs of 66 and 13 yards...Third start of the season came the next week vs. Jacksonville, but his day ended early after injuring the thumb on his throwing hand following three pass attempts...Active, but did not play in nine games...Inactive for the last two games of the season. **2000** – Inactive but dressed as the third QB for all 16 regular season games and both playoff contests...First season he took over the third-string duties for the entire season. **1999** – Inactive, but dressed as the third QB at Denver, Oct. 31...Inactive for 15 regular season games and both playoff contests. **1998** – Inactive for playoff games vs. Arizona, 1/10/99, and vs. Atlanta, 1/17/99...Inactive for final two regular-season games vs. Jacksonville, Dec. 20, and vs. Tennessee, Dec. 26...Inactive but dressed as the third QB vs. Cincinnati, vs. Green Bay, Nov. 22, at Dallas, Nov. 26, vs. Chicago, Dec. 6 and at Baltimore, Dec. 13...Also inactive but dressed as the third quarterback for the first seven games of the season. **1997** – Inactive but in uniform as the third quarterback for three regular-season games in November and two playoff contests...Signed as a rookie free agent, April 25...Signed to practice squad after training camp, Aug. 25...Signed to active roster, Dec. 5.

COLLEGE – Three-year starter at St. Cloud State...Ranks second all-time in school history in total offense (5,050), third in passing yards (4,354) and fourth in completions (326) and TD passes (30)...Honorable-mention All-North Central Conference...Threw only six interceptions in 206 attempts as a junior...Sat out a season after transferring from South Dakota State to St. Cloud State in 1992...Also played basketball for three years at St. Cloud State...Graduated ranked seventh in school's basketball history in 3-point field goals (68) and ninth in steals (94) while he scored 563 career points... Majored in sports sociology.

PERSONAL – All-state as senior quarterback at Russell Tyler-Ruthton (Ruthton, Minn.) HS...Also earned all-state honors in basketball... Won National High School Slam Dunk Contest in Arizona...Competed in state meet in long jump and high jump...Brothers, Shane and Troy, were starters on the football and basketball teams at South Dakota State...Married to Courtney, a standout volleyball player while at St. Cloud State, and the couple has a daughter, Aivary, and a son, Aidan.

i toddbouman



Year	Team	PASSING								RUSHING			
		GP/GS	Att.	Comp.	Yds.	Int	LG	TD	Rating	No.	Yds.	Avg.	LG
1997	Minnesota	0/0	0	0	0	0	0	0	0.0	0	0	0.0	0
1998	Minnesota	0/0	0	0	0	0	0	0	0.0	0	0	0.0	0
1999	Minnesota	0/0	0	0	0	0	0	0	0.0	0	0	0.0	0
2000	Minnesota	0/0	0	0	0	0	0	0	0.0	0	0	0.0	0
2001	Minnesota	5/3	89	51	795	4	80t	8	98.3	9	61	6.8	21
2002	Minnesota	1/0	6	3	85	0	48	0	95.8	1	9	9.0	9
2003	New Orleans	4/0	13	7	81	0	19	1	98.6	4	1	0.3	2
Totals		10/3	108	61	961	4	80t	9	98.6	14	70	5.0	21
Saints Totals		4/0	13	7	81	0	19	1	98.6	4	1	0.3	2

ADDITIONAL STATS: Sacks-Yards Lost: (1997, 0-0); (1998, 0-0); (1999, 0-0); (2000, 0-0); (2001, 4-27); (2002, 22); (2003, 1-7), **Total 7-56**

CAREER HIGHS: Attempts — 38, at Detroit (12/16/01); Completions — 21, vs. Tennessee (12/9/01); Completion Pct. — 73.3 (11 for 15) at Pittsburgh (12/2/01); Passing Yards — 349, vs. Tennessee (12/9/01); Long Pass — 80, vs. Tennessee (12/9/01); Interceptions — 2, at Detroit (12/16/01); Passing TDs — 4 vs. Tennessee (12/9/01); Passer Rating — 131.5 (21-of-31, 348 yds., 4 TDs, 1 INT), vs. Tennessee (12/9/01); Rushes — 4, vs. Tennessee (12/9/01); Rushing Yards — 31, at Detroit (12/16/01); Long Rush — 21, at Detroit (12/16/01); Rushing TDs — 0

! worthnoting




PILING UP THE YARDAGE

At look at the 23 games where QB Aaron Brooks has posted 250 or more passing yards, including five in 2003:

Yards	Date	Opponent
441	12/3/00	vs. Denver
352	10/19/03	at Atlanta
347	11/11/01	at San Francisco
330	12/2/01	vs. Carolina
318	11/24/02	vs. Cleveland
307	11/25/01	at New England
296	12/21/03	at Jacksonville
296	12/14/03	vs. N.Y. Giants
295	1/6/01	at Minnesota*
291	9/30/01	vs. N.Y. Giants
287	11/23/03	at Philadelphia
285	12/17/00	vs. Atlanta
279	11/17/02	at Atlanta
279	12/9/01	at Atlanta
274	9/4/03	at Seattle
269	9/29/02	at Detroit
269	12/17/01	vs. St. Louis
266	12/30/00	vs. St. Louis*
260	9/8/02	at Tampa Bay
259	11/10/02	at Carolina
255	12/15/02	vs. Minnesota
254	10/20/02	vs. San Francisco
254	10/28/01	at St. Louis

* - Playoff games



Aaron BROOKS

2

HEIGHT: 6-4 WEIGHT: 220

QB

COLLEGE: Virginia

JOINED SAINTS: TR-00 (GB)

NFL EXPERIENCE: 6th Season

BIRTHDATE: 3/24/76

NFL CAREER – After four seasons in New Orleans (2000-2003), the sixth-year veteran ranks in the team's top three in every major passing category – including yards (12,464, third), attempts (1,798, third), completions (1,014, third) and touchdowns (86, second) – and has emerged as one of the NFL's top passers. In 2003, Brooks completed 306 of 518 passes for 3,546 yards, with 24 touchdowns and only eight interceptions. His passer rating of 88.8 was a career-high, and his plus-16 differential between TDs and interceptions was a record for a Saints' quarterback. He has thrown for over 250 yards in 21 regular-season games, which is second in club history (Archie Manning, 23), and in 23 contests including the playoffs. Brooks has earned NFC Offensive Player of the Week honors three times in his career, including twice in 2003, and has engineered 11 comeback drives in the fourth quarter. He took over as the team leader in 2000 in relief of injured starter Jeff Blake in Week 11 (vs. Oakland, 11/19/00). Brooks has played in 56 regular-season games with the Saints, including starting the last 53 contests. His 441 passing yards vs. Denver (12/3/00) is the highest single-game yardage total in franchise history, and Brooks is also the only Saints quarterback to rush for over 100 yards in a contest (108 vs. San Francisco, 12/10/00).

CAREER TRANSACTIONS – Signed to six-year contract extension with the Saints, 9/7/02; Acquired from Green Bay Packers, along with TE Lamont Hall, in exchange for LB K.D. Williams and New Orleans' 2001 third-round draft pick, 7/31/00; Selected in the fourth-round (131st overall) by the Green Bay Packers in the 1999 NFL Draft (selected with a free agency compensatory pick).

HONORS – **2003:** NFC Offensive Player of the Week (Week 7), NFC Offensive Player of the Week (Week 15); **2002:** NFC Offensive Player of the Week (Week 7); **2000:** All-Madden.

2003 – Brooks continued to develop into one of the league's brightest young stars, starting all 16 games for the third-straight season and completing 306 of 518 passes for 3,546 yards, with 24 TDs and eight interceptions. His QB rating of 88.8 was a career-high, eclipsing the 85.7 he posted in 2000...Also ranked second on the team with 175 yards rushing on 54 carries, with two touchdowns...Did not throw an interception over the Saints' final six games (206 attempts), included in a stretch of 234-straight pass attempts to close the season without being picked off...Including 24 in 2003, a club-record 27 in 2002 and 26 TDs in 2001, his total of 77 scoring passes is the highest three-year total for a QB in franchise history (QB Jim Everett is second with 60 from 1994-96)...Had 3,721 yards of total offense in 2003 (3,546 passing, 175 rushing), the sixth-highest total in franchise history. Brooks holds the team record with 4,190 yards of total offense (3,832 yards passing, 358 rushing) in 2001...In the opener at Seattle, Sept. 7, completed 29 of 47 for 274 yards, with a TD and an INT...Led Saints to first victory of season vs. Houston, Sept. 14, completing 18 of 27 for 189 yards and two

touchdowns for a 111.5 passer rating...The following week at Tennessee, Sept. 21, posted second-straight game with a passer rating of over 100 (104.4) by completing 15 of 22 for 185 yards and a TD. Added 15 rushing yards on four carries...At Carolina, Oct. 5, completed 16 of 31 for 189 yards, with a touchdown and an INT...Saints earned second win of season Oct. 12 vs. Chicago, as Brooks completed 14 of 29 for 153 yards with a pair of TDs...Earned NFC Offensive Player of the Week honors following a sparkling performance at Atlanta, Oct. 19. In the contest, Brooks was 23 of 30 for 352 yards and three TDs, posting a career-high 148.2 passer rating. Also set a career-long with a 69-yard scoring toss to WR Donte' Stallworth in the opening quarter...Against the Panthers at the Superdome, Oct. 26, he completed 20 of 33 for 187 yards, with two touchdowns and an interception...Led the Saints to third-straight victory over division rival Tampa Bay, Nov. 2, completing 13 of 29 for 142 yards, with a TD and an interception. Brooks connected on five-straight tosses on New Orleans' final drive, a 43-yard march that set up the game-winning, 47-yard field goal with 13 seconds remaining...Was 21 of 37 for 228 yards with two interceptions in overtime victory over Atlanta, Nov. 16. Brooks, who weathered seven sacks in the contest, completed four of five passes – including a 38-yard strike to WR Michael Lewis – late in the fourth quarter to set up the field goal that sent the game into overtime. In the extra period, Brooks directed a 37-yard march in three plays to set up K John Carney's 36-yard, game-winning kick...At Philadelphia, Nov. 23, was 24 of 39 for 287 yards and a TD...Tied his career high the following week at Washington, Nov. 30, with two rushing TDs (on six carries for 11 yards). He led New Orleans on fourth-quarter comeback for 11th time in his career, finding TE Boo Williams for a 15-yard TD pass in the fourth quarter for the 24-20 victory. Overall in the game, Brooks was 14 of 30 for 121 yards...In the rematch vs. the Buccaneers in the Superdome, Dec. 7, Brooks was 20 of 30 for 238 yards and a TD...Had one of the best games of his career the following week in prime time vs. the New York Giants, Dec. 14, earning NFC Offensive Player of the Week honors after completing 26 of 35 for 296 yards and a career-high five touchdowns. It was his 20th regular-season game with 250 yards or more passing, and he moved into third in team record books with 977 completions. Passer rating of 138.8 was the third-highest of his career...At Jacksonville, Dec. 21, was 22 of 398 for 296 yards and two TDs, including career-long (at the time) 75-yard TD pass on lateral-filled final play...In finale vs. Dallas, Dec. 28, Brooks completed 22 of 38 for 296 yards, including a career-long 76-yard TD pass to WR Donte' Stallworth in the second quarter...That play moved Brooks into second place in club record books with 86 career touchdown passes. **2002** – After inking a long-term contract extension prior to the opener, Brooks started all 16 games and completed 283 of 528 passes for 3,572 yards...Threw a franchise record 27 TDs as well as 15 interceptions. His touchdown total eclipsed the mark of 26, previously reached by Brooks (2001) and Jim Everett (1995)...Also rushed 61 times for 256 yards...In a period during

the final six games of the season, Brooks went 141 passing attempts without throwing an interception, including four consecutive games without a pick (vs. Tampa Bay, Dec. 1-at Cincinnati, Dec. 22)...One of only six Saints offensive players to start all 16 games...In the opener at Tampa Bay, Sept. 8, was 24-of-42 for 260 yards with two TD passes...Led New Orleans to victory in Superdome meeting against his previous team, the Green Bay Packers, Sept. 15. Brooks completed 16-of-28 passes for 217 yards and

! playernotes



Has passed for over 250 yards in 21 regular-season games since 2000, trailing only Archie Manning (23) in franchise history. Including the playoffs, Brooks has also reached the milestone 23 times.

With 1,014 completions, Brooks is only the third QB in club record books to reach 1,000, joining Manning (1,849 from 1971-75, 77-82) and Bobby Hebert (1,202 from 1985-89).

His 358 rushing yards in 2001 is the highest single-season total by a Saints quarterback.

Led the Saints to club's lone playoff win in team history with his four-TD passing performance vs. St. Louis Rams in Superdome (12/30/00). Brooks ranked as the NFL's top-rated passer of the postseason in 2000.

Won NFC Offensive Player of the Week honors twice in 2003 (Week 7 at Atlanta and Week 15 vs. the New York Giants). In those two games, Brooks completed 49 of 65 passes for 648 yards and eight TDs.

His 441-yard passing day vs. Denver (12/3/00) is the highest in team history, and he also holds the Saints record for rushing yards by a quarterback in a game with 108 at San Francisco (12/10/00)

two TDs... Engineered remarkable comeback at Chicago, Sept. 22, completing 22-of-34 passes for 233 yards with three TDs, tying career-high for TD passes. The Saints trailed Chicago, 20-0, in the second quarter before the rally...In 32-29 victory vs. Pittsburgh, Oct. 6, was 13-of-23 for 205 yards and a TD pass. Also connected on a 64-yard completion to WR Jerome Pathon...Was 12-of-23 for 205 yards with three TD passes at Washington, Oct. 13...Completed 23-of-35 for 254 yards with three TD passes in come-from-behind victory vs. San Francisco, Oct. 20. His one-yard TD run with 27 seconds remaining helped seal the 35-27 victory. The Saints trailed, 24-13, at the start of the fourth quarter. For his efforts Brooks was named NFC Offensive Player of the Week...Recorded third consecutive game with two or more touchdown passes with a pair of scoring strikes vs. Atlanta, Oct. 27...Sparkled in come-from-behind win at Carolina, Nov. 10, completing 20-of-37 for 259 yards and a TD. His seven-yard scoring strike to WR Donte' Stallworth with 30 seconds remaining pushed the Saints ahead for good...Was 20-of-31 for 279 yards and two TD passes at Atlanta, Nov. 17, finding Joe Horn for a 57-yard strike in the fourth quarter to pull within a touchdown and finding Stallworth for a 12-yard TD with 3:09 remaining to pull the Saints within a touchdown of the Falcons again...Completed four of five passes for 35 yards on a 12 play, 80-yard scoring drive to put the Saints within two points of Cleveland, Nov. 24. Finished 23 of 40 for 318 yards in a losing effort...Tossed two TDs in 23-20 victory vs. Tampa Bay, Dec. 1...At Baltimore, Dec. 8, completed 9-of-25 passes for 123 yards, including a 28-yard touchdown pass to Stallworth in the first quarter...Finished 21-of-33 for 255 yards and two TD passes vs. Minnesota, Dec. 15, including a 35-yard scoring pass to WR Jake Reed...Connected with Stallworth for a 57-yard touchdown strike at Cincinnati, Dec. 22. **2001** – After earning the starting nod in a training camp competition with Jeff Blake, Brooks started all 16 games and finished the season 312

i intherankings



MOST PASSING YARDAGE IN CLUB HISTORY

Quarterback	Yards	Years
1. Archie Manning	21,734	1971-75, 77-82
2. Bobby Hebert	14,630	1985-89, 91-92
3. Aaron Brooks	12,464	2000-

MOST TOUCHDOWN PASSES IN CLUB HISTORY

Quarterback	No.	Years
1. Archie Manning	175	1971-75, 77-82
2. Aaron Brooks	86	2000-
3. Bobby Hebert	85	1985-89, 91-92
4. Jim Everett	60	1994-96

SAINTS SEASON LEADERS IN TOTAL OFFENSE

Player, Year	Passing	Rushing	Total
1. Aaron Brooks, 2001	3,832	358	4,190
2. Jim Everett, 1995	3,970	42	4,012
3. Jim Everett, 1994	3,855	35	3,890
4. Archie Manning, 1980	3,716	166	3,882
5. Aaron Brooks, 2002	3,572	256	3,828
6. Aaron Brooks, 2003	3,546	175	3,721

of 558 (55.9 pct.) for 3,832 yards, with 26 TDs and 22 INTs. His passer rating was 76.4...Ranked third in the NFC in attempts, fifth in completions, third in yards gained...His 26 TD passes were fourth in the NFC and tied for fifth in the NFL...Ranked third in the NFL among QBs in rushing yards (358)...Completed passes to 12 different receivers during season...In the opener at Buffalo, Sept. 9, was 18-of-29 passing for 209 yards with three TD passes...His second quarter 46-yard TD pass to Albert Connell gave the Saints a 7-6 lead which they would not relinquish... Was 28-of-54 for 291 yards with one TD and one interception at NY Giants, Sept. 30...Set a career-high in passing attempts, which was second on the Saints single-game list... Was 23-of-34 for 210 yards and an interception vs. Minnesota, Oct. 7... Completed 14-of-40 for 180 yards with two TD passes and an interception at Carolina, Oct. 14. Also had seven carries for 49 yards in the contest... Was 23-of-39 for 249 yards with a TD and an interception vs. Atlanta, Oct. 21... Finished 20-of-31 for 254 yards with three TD passes at St. Louis, Oct. 28. With his performance, Brooks tied a career-high in TD passes, set a career-high in passer rating (122.2) and moved into ninth place past former QB Bobby Scott on Saints all-time passing yardage list... Was 12-of-28 for 164 yards and two interceptions vs. NY Jets, Nov. 4. Also rushed for 50 yards on eight attempts... Connected on 22-of-37 for 347 yards and two TD passes at San Francisco, Nov. 11. His 63-yard completion to Willie Jackson was a career-long at the time, and his per-

! playernotes



After completing his third year as an NFL starter last season, Brooks has recorded three of the club's top six marks for total offense in a season: A club-record 4,190 in 2001, 3,828 yards in 2002 (fifth) and 3,546 in 2003 (sixth).

His 27 touchdown passes in 2002 are a club record, and his 77 TD tosses since 2001 – including 26 in 2001 and 24 last season – is the highest three-year total for a Saints passer. QB Jim Everett is a distant second with 60 from 1994-96.

Has posted a passer rating of 100 or above in 20 career games, including six in 2003.

formance in the game moved Brooks into eighth place past former QB Billy Joe Tolliver on Saints all-time passing yardage list (3,417)...Had one of the best games of his career vs. Indianapolis, Nov. 18, going 19-of-22 for 249 yards and two TD passes. He also had four rushes for 26 yards, including a seven-yard touchdown burst. In the contest, Brooks set career highs with a 144.1 passer rating – the fourth-highest mark in Saints history – and an 86.4 completion percentage (third best in team history)... Was 16-of-39 for 307 yards, with a TD pass and two interceptions at New England, Nov. 25. His 65 yards rushing on seven attempts were a season-high. During the game, Brooks moved into sixth, past former QBs Ken Stabler and Steve Walsh, on the Saints all-time passing yardage list (3,973)... Was 26-of-40 for 330 yards, with three TD passes and an interception vs. Carolina, Dec. 2, tying a career-high in TD passes...His 17-yard scoring toss to Joe Horn with 1:35 remaining in the third quarter completed a come-from-behind, 27-23 win in the fourth quarter... Was 20-of-30 for 279 yards and TD at Atlanta, Dec. 9...Finished 23-of-40 for 269 yards with three TDs and two interceptions vs. St. Louis, Dec. 17... Was 21-of-33 for 119 yards and four interceptions in finale vs. San Francisco, 1/6/02, before being replaced by Blake late in fourth quarter. **2000** – After becoming starting QB following season-ending injury to Jeff Blake in Game 11, Brooks completed 113-of-194 attempts for 1,514 yards, with nine TDs and

six interceptions and an 85.7 passer rating...Also had 41 rushes for 170 yards, with two TDs...Ranked second in the NFC in fourth-quarter passer rating (101.8)... Was the top-rated QB in the postseason (92.0), completing 46-of-77 passes for 561 yards, six TDs and three interceptions...Also was the Saints' leading postseason rusher with 15 rushes for 55 yards... After seeing limited duty in Games 5 and 9, was thrust into action in Game 11 vs. Oakland, Nov. 19, following Blake's first-quarter injury... Against Oakland was 14-of-22 for 187 yards, with two TD passes and an interception. One of the scoring strikes was a 53-yard strike to Willie Jackson...Earned respect of teammates the following week, helping engineer a 31-24 win at defending Super Bowl Champion St. Louis, Nov. 26. In the victory, Brooks was 17-of-29 for 190 yards with one TD pass and two interceptions. He also Saints carried the ball seven times for 34 yards with two TDs and became only the third QB in NFL history to beat the defending Super Bowl Champs in first career start... Was 30-of-48 for 441 yards with two TD passes and two interceptions vs. Denver, Dec. 3, setting a club record in passing yards...Helped Saints rebound with come-from-behind 31-27 win the following week at San Francisco, completing 12-of-29 passes for 203 yards and two TDs. Was nearly as dangerous with his feet, rushing for 108 yards on 11 carries. That total is an all-time record for a Saints' quarterback, and it includes a memorable fourth-quarter scramble for 10 yards on fourth-and-four at the New Orleans 38. The run kept the Saints' game-

The offense has averaged over 23 points a game since 2001 with Brooks as the starter.

Last year, Brooks joined Manning (1978-80) and Everett (1994-96) as the only quarterbacks in club history to throw for over 3,000 yards for three-straight seasons.

SAINTS MAKING A DIFFERENCE: Brooks displays the same care and leadership off the field as he does when under center. As part of his "Read to Pass" program, Brooks inspired 10,000 local students to read 80,000 books over the summer months. He and his wife, Tisa, hosted a parent/child benefit for the Aaron Brooks Family Foundation, the organization that funds his reading program. He also held a football clinic and participated in a Christmas event where underprivileged children were allowed to shop for items for their families at no charge. And Brooks also participated in the team's "Taste of the Saints" fundraiser, where the club raised over \$10,000 for Second Harvesters Food Bank.

winning drive alive...Became the first NFL QB to have a 400-yard passing effort and a 100-yard rushing game in the same season and only the sixth player to have both in a career... Was 24-of-35 for 285 yards in playoff-clinching, 23-7 win vs. Atlanta, Dec. 17... Was 16-of-31 for 208 yards with two TD passes and one interception vs. St. Louis, Dec. 24...In 31-24 NFC Wild Card victory over St. Louis, Dec. 30, completed 16-of-29 for 266 yards with four TD passes and an interception...In NFC Divisional Playoff at Minnesota, 1/6/01, was 30-of-48 for 295 yards with two TDs and a pair of interceptions. **1999** – Was the Packers' inactive Third QB for all 16 games... Earned spot on the 53-man roster by posting a 73.1 passer rating during the preseason, completing 5-of-11 attempts for 112 yards and a touchdown... Also rushed for 28 yards on eight carries.


COLLEGE – Earned three letters (1996-98) and started final two seasons at Virginia...Saw minimal action in 1995 after redshirting the year before...Finished among the top five in almost every school career passing category. Departed ranked second in TD passes with 33 and was third all-time in passing yards (5,118), attempts (651), completions (357) and total offense (5,665 yards)...Held the school record with six career 300-yard passing games, including the single-game record of 390 yards, set

i memorable moments



QB Aaron Brooks has ranked among the NFL's top comeback artists since taking over as starting quarterback in 2000. A look back at the 11 clutch drives he has engineered in the fourth quarter to lead the Saints to victory, including three game-winning marches in 2003:

- **Nov. 30, 2003: Saints 24, Redskins 20 at FedEx Field** – Washington surged ahead by three after a field goal early in the fourth quarter and the Saints took over at the Redskins 40 following a long kickoff return. After three runs by RB **Deuce McAllister** resulted in a first down, Brooks completed a pass, scrambled for a first down on third-and-one and found TE **Boo Williams** for a 15-yard touchdown strike for the winning points.
- **Nov. 16, 2003: Saints 23, Falcons 20 (OT) at the Superdome** – Brooks completed four of five – including a 38-yard strike to WR **Michael Lewis** – late in the fourth quarter to set up the field goal that sent the game into overtime. In the extra period, Brooks directed a 37-yard drive in three plays to set up K **John Carney's** 36-yard, game-winning field goal.
- **Nov. 2, 2003: Saints 17, Buccaneers 14 at Raymond James Stadium** – With the score tied, New Orleans took over at its 28 with no timeouts and 2:08 remaining in the contest. Brooks completed five-straight passes, including a 17-yard strike to WR **Michael Lewis** and a 13-yard toss to TE **Boo Williams**. The eight-play, 43-yard march set up the game-winning, 47-yard field goal by K **John Carney** with 13 seconds left.
- **Nov. 10, 2002: Saints 34, Panthers 24 at Ericsson Stadium** – Trailing by four with 3:31 left, Brooks engineered a 95-yard drive. A 38-yard pass to WR **Donte' Stallworth** set up a seven-yard TD pass to the rookie wideout with 31 seconds remaining for the victory.
- **Oct. 20, 2002: Saints 35, 49ers 27 at the Superdome** – Down by 11 entering the fourth quarter, Brooks tossed two fourth quarter TDs to WR **Joe Horn** within a span of 1:25 to erase the deficit. Brooks earned NFC Offensive Player of the Week honors after the victory.
- **Sept. 22, 2002: Saints 29, Bears 23 at Memorial Stadium** – Though once down by three touchdowns, New Orleans still trailed, 23-21, with 4:31 remaining. Brooks authored a seven-play, 73-yard TD march in 2:31. The drive ended with a 29-yard TD pass to WR **Donte' Stallworth**. Brooks then ran in the two-point conversion for good measure.
- **Dec. 2, 2001: Saints 27 Panthers 23 at the Superdome** – With New Orleans behind 23-20, Brooks engineered a four-play, 74-yard drive. The march was capped by a 17-yard TD pass to WR **Joe Horn** to give the Saints the win.
- **Oct. 28, 2001: Saints 34, Rams 31 at the Dome at America's Center** – With the score tied 31-31 with four minutes left, Brooks led a drive that ate up 3:59 and was capped by a 27-yard field goal by K **John Carney**.
- **Oct. 14, 2001: Saints 27, Panthers 25 at Ericsson Stadium** – Brooks drove the Saints 82 yards in 1:48, with RB **Ricky Williams** running for a one-yard touchdown as time expired.
- **Dec. 10, 2000: Saints 31, 49ers 27 at 3Com Park** – Brooks engineered a 12-play, 68-yard drive in just 3:14. The march ended with a one-yard TD run by RB **Terry Allen** with 46 seconds left to give the Saints an upset win.
- **Nov. 26, 2000: Saints 31, Rams 24 at the Trans World Dome** – Brooks led the Saints on an 85-yard march in the fourth quarter, capping the drive with a one-yard scoring plunge to become only the third passer in NFL history to defeat a defending Super Bowl Champion in his first career start.



Fakhir BROWN 35

HEIGHT: 5-11 WEIGHT: 192

CB

COLLEGE: Grambling

JOINED SAINTS: FA-02

NFL EXPERIENCE: 5th Season

BIRTHDATE: 9/21/77

NFL CAREER – After serving as a top backup and a special teams contributor the previous year, Brown really stepped forward in 2003 to become an important cog in the secondary. He played in all 16 games and recorded 24 tackles on defense, his highest total since 2000. Louisiana native also had eight passes defensed on the season as he became a regular in the defensive backfield rotation. In 2002, Brown went to training camp with the Saints. Though waived before the opener, he was re-signed prior to the second contest and appeared in 12 games that season.

CAREER TRANSACTIONS – Re-signed by Saints to two-year contract, 3/2/04; Re-signed by Saints to two-year contract, 9/11/02; Waived by Saints, 9/6/02; Signed by Saints, 7/16/02; Waived by Oakland Raiders, 4/26/02; Signed by Oakland Raiders, 1/24/02; Waived by San Diego Chargers, 9/3/02; Signed by San Diego Chargers from their practice squad, 8/22/99; Re-signed by San Diego Chargers to practice squad, 10/16/99; Released by San Diego Chargers, 10/15/99; Signed by San Diego Chargers from practice squad, 10/9/99; Re-signed by San Diego Chargers to practice squad, 9/7/99; Released by San Diego Chargers, 9/4/99; Signed as an undrafted free agent by San Diego Chargers, 4/20/99; Signed by Toronto Argonauts (CFL), 4/6/98.

2003 – Played in all 16 games and was a key reserve in the secondary by the end of the season...Had a solo stop and a pass defense vs. Houston, Sept. 14...Saw action on special teams and defense at Tennessee, Sept. 21, and posted two solo stops and a special teams tackle...Had season-high three special teams tackles at Atlanta, Oct. 19...Recorded season-high seven tackles (five solo) and an assisted special teams stop in victory at Tampa Bay, Nov. 2...Saw action on special teams and defense vs. Atlanta, Nov. 16, posting three solo tackles and two special teams tackles (one solo)...At Washington, Nov. 30, recorded a tackle, a pass defense and a special teams tackle...In Dec. 14 contest vs. New York Giants, Brown had four tackles (two solo) and two passes defensed...Blocked a 21-yard field goal attempt in the fourth quarter at Jacksonville,

! playernotes



Emerged as a consistent contributor in the secondary, posting 24 tackles and eight passes defensed while playing in every contest in 2003.

Brown's sure tackling also makes him a standout on special teams, where he has recorded 29 stops, a blocked kick and two fumble recoveries over the last two seasons.

Originally signed by New Orleans prior to 2002 training camp after participating in the final minicamp on a tryout basis.

Started 11 games with the San Diego Chargers from 1999-2000 after one-year stint in CFL.

35 Fakhir BROWN CB (cont.)

Dec. 21. Block marked the third-straight game where the Saints had recorded a blocked field goal. The three-game streak was the longest in the NFL since Tampa Bay had blocked field goals in three consecutive games in 2000...Had two solo tackles and a season-high three passes defended in finale vs. Dallas, Dec. 28. **2002** – After re-signing with the Saints, Sept. 6, Brown appeared in 12 games and went on to shine on special teams and in defensive packages with an extra cornerback, recording 16 tackles, five passes defended, one forced fumble, 13 special teams tackles and leading the team with two special teams fumble recoveries...Brown was deactivated for games at Carolina, Nov. 10, at Atlanta, Nov. 17 and vs. Tampa Bay, Dec. 1...In Saints' debut vs. Green Bay, Sept. 15, made an immediate impact on defense and special teams, recording a tackle, a forced fumble and a special teams tackle...vs. San Francisco, Oct. 20, Brown recorded four tackles, two passes defended and an assisted special teams tackle... Brown's first quarter recovery of a blocked punt at Baltimore, Dec. 8 and subsequent 11-yard return put the Saints in scoring position. QB Aaron Brooks tossed a 28-yard TD pass two plays later to give the Saints a 10-0 lead. **2001** – After being waived by the Chargers at the end of the preseason, Brown spent 2001 out of football. **2000** – Finished season with 35 tackles and an interception...Ranked third on squad with 10 passes defended...Missed first seven games of season with shoulder injury...Returned to action in Week 8 and started final eight games at LCB...Recorded first career interception, Nov. 19, at Denver. **1999** – Played in nine games as a rookie and collected 31 tackles, two pass defenses and a forced fumble; Added a stop on special teams...Started three contests...Spent first three weeks of season on practice squad before playing first career game, Oct. 10 at Detroit...Made first career NFL start vs. Cleveland, Dec 5, and had six tackles in 23-10 win...Had career-best 10 tackles in season finale, a 12-6 win at Denver. **1998** – Spent season with Toronto Argonauts of CFL...Played in six games and recorded 13 tackles, an interception and four stops on special teams.

COLLEGE – Played two seasons at Grambling...Led team and earned defensive player of the year honors with five interceptions in 1997...Returned 17 punts for 6.2 yard average...Finished collegiate career with 68 tackles, six interceptions and 11 pass break-ups...Majored in drafting and design.

PERSONAL – Played prep football at Mansfield (La.) HS...Part owner of a musical studio in Mansfield called Superb Records. His partner in the venture is recording artist Crystal, who has released three albums, featuring a mix of blues and gospel tracks...Full name: Fakhir Hamin Brown...Born Sept. 21, 1977 in Detroit, Mich.

i fakhirbrown

Year	Team	GP/GS	S	A	TT	Sk.-Yds.	Int.-Yds.-LG	PD	FF	FR
1999	San Diego	9/3	29	2	31	0-0	0-0-0	2	1	0
2000	San Diego	9/8	28	7	35	0-0	1-0-0	10	0	0
2001	Did Not Play									
2002	New Orleans	12/0	16	0	16	0-0	0-0-0	5	1	0
2003	New Orleans	16/0	20	4	24	0-0	0-0-0	8	0	0
Totals	46/11	93	13	106	0-0	1-0-0	25	3	0	0
Saints Totals	28/0	36	4	40	0-0	0-0-0	13	0	0	0

ADDITIONAL STATS: Special Teams Tackles — (1999, 1); (2000, 1); (2002, 13); (2003, 16) **Total: 31**; **Special Teams Fumble Recoveries** — (2002, 2) **Total: 2**; **Punt Blocks** — (2003,1) **Total: 1**.
CAREER HIGHS: Tackles — 10, at Denver (11/19/00); **Interceptions** — 1, at Denver (11/19/00)



Tony BRYANT 92

HEIGHT: 6-6 WEIGHT: 282

COLLEGE: Florida State

JOINED SAINTS: FA-03

NFL EXPERIENCE: 5th Season

BIRTHDATE: 9/3/76

DE

NFL CAREER – Strong, physical defensive lineman who started 40 games for the Oakland Raiders from 2000-2002 before suffering a neck injury. Bryant, signed by the Saints near the end of last season, is now making a comeback with a clean bill of health after spending all of 2003 on the sidelines. Since being selected in the second round in 1999 out of Florida State, Bryant has 92 tackles (57 solo), with 17.5 sacks and five passes defended in 50 NFL contests.

CAREER TRANSACTIONS – Signed by the Saints, 12/26/03; Released by the Oakland Raiders, 7/24/03; Placed on injured reserve, 12/7/02; Signed by the Oakland Raiders, 7/22/99; Selected by the Oakland Raiders in the second-round (40th overall) of the 1999 NFL Draft.

2003 – Signed by Saints, Dec. 26 and declared inactive for the finale vs. Dallas, Dec. 28. **2002** – Started the first eight games at DE before suffering a neck injury and being placed on injured reserve, Dec. 7...Posted 29 tackles and 2.5 sacks for minus-13 yards before the injury...Posted a career-high nine tackles vs. San Diego, Oct. 20...

! playernotes



Has 17.5 sacks and has started 40 NFL games in his career.

Suffered a serious neck injury in the eighth game of the 2002 season and did not play in 2003.

Suffered injury vs. San Francisco, Nov. 3 and had six stops and a forced fumble before leaving the game. **2001** – Started all 16 games at defensive end, finishing with 40 tackles...Third on the team with five sacks and tied for first on the club with two forced fumbles...Had a season-high six tackles and a sack for minus-7 yards vs. Dallas, Oct. 7. **2000** – Started all 16 games at defensive end and had 38 tackles and 5.5 sacks... Also forced two fumbles and had a fumble recovery...Best performance on the season came at San Diego, Oct. 29, when Bryant had four tackles, a sack and a forced fumble that set up a touchdown...Started the AFC Championship Game vs. Baltimore, 1/4/01, and had four tackles. **1999** – Saw action in 10 games before suffering an injury that cut his rookie season short...Had 16 tackles and 4.5 sacks for minus-32 yards and a forced fumble...Recorded four tackles and a career-high two sacks vs. the New York Jets, Oct. 24.

COLLEGE – Two-year letterman at Florida State after transferring from Copiah-Lincoln (Miss.) Junior College...Played in every game over two years with the Seminoles, starting 11 of his final 12 games...Combined for 14 career sacks and 87 tackles, including 19 for a loss... All-Atlantic Coast Conference second-team choice in

1998...Recorded 50 tackles with seven sacks and two deflections as a senior...Finished junior season with 37 tackles and seven sacks in 1997...Had five tackles with a pair of sacks and also returned an interception 19 yards for a touchdown vs. Wake Forest as a junior...Child development major.

PERSONAL – Born in Marathon, Fla....Three-year letterman in football at Marathon High in hometown...All-District and All-Area defensive end as a senior...Also lettered in basketball as forward and center.

i tonybryant



Year	Team	GP/GS	S	A	TT	Sk.-Yds.	Int-Yds.-LG	PD	FF	FR
1999	Oakland	10/0	13	3	16	4.5-32	0-0-0	0	1	0
2000	Oakland	16/16	23	13	36	5.5-27	0-0-0	2	2	1
2001	Oakland	16/16	28	13	41	5-20	0-0-0	1	2	0
2002	Oakland	8/8	24	8	32	5-22	0-0-0	2	1	0
2003	Did Not Play									
Totals		50/40	88	37	125	17.5-92	0-0-0	5	6	1

CAREER HIGHS: Tackles — 9, vs. San Diego (10/20/02); Sacks — 2, vs. N.Y. Jets (10/24/99); Passes Defended — 1, (5x), last time vs. Seattle (9/8/02); Forced Fumbles — 1 (6x), last time vs. San Francisco (11/3/02); Fumble Recoveries — 1, vs. Atlanta (11/26/00)

POSTSEASON STATISTICS

Year	Team	GP/GS	S	A	TT	Sk.-Yds.	Int-Yds.-LG	PD	FF	FR
2000	Oakland	2/2	5	1	6	1-5	0-0-0	2	0	0
2001	Oakland	2/2	3	1	4	0-0	0-0-0	1	0	0
Totals		4/4	8	9	10	1-5	0-0-0	3	0	0


CAREER HIGHS: Tackles — 4, vs. Baltimore (1/14/01); Sacks — 1, vs. Miami (1/6/01); Interceptions — 0; Int. Ret for TD — 0; Forced Fumbles — 0; Fumble Recoveries — 0.

points. His 31 field goals that season also tied a Saints record (K Morten Andersen, 1985). He enters 2004 ranked 11th in NFL history in scoring with 1,433 points (K Jim Turner is 10th with 1,439) and seventh at .815 in accuracy percentage among active kickers with a minimum of 100 field goals. Prior to coming to New Orleans, Carney spent 11 seasons with the San Diego Chargers.

CAREER TRANSACTIONS – Re-signed by Saints to five-year contract, 3/7/03; Re-signed by Saints to a one-year contract, 3/18/02; Signed by Saints to a one-year contract, 8/5/01; Placed on reserve/injured by the San Diego Chargers, 11/15/97; Re-signed by San Diego Chargers, 4/6/94; Re-signed by San Diego Chargers, 6/9/93; Re-Signed by San Diego Chargers, 7/27/92; Signed by San Diego Chargers, 10/3/90; Released by the LA Rams, 9/26/90; Signed by the LA Rams, 9/21/90. Released by San Diego Chargers, 8/28/90; Signed by San Diego Chargers, 4/21/90; Re-signed by Tampa Bay Buccaneers, 12/13/89; Released by Tampa Bay Buccaneers, 9/5/89; Re-signed by Tampa Bay Buccaneers, 4/5/88; Released by Tampa Bay Buccaneers, 10/14/87; Signed by Tampa Bay Buccaneers, 9/24/87; Released by Cincinnati Bengals, 8/10/87; Signed as undrafted free agent by Cincinnati Bengals, 5/1/87.

HONORS – **2003:** *Sporting News* No. 1 Good Guy Award for the NFL; **2001:** NFC Special Teams Player of the Month (October); NFC Special Teams Player of the Week (Weeks 4 and 7). **2000:** AFC Special teams Player of the Week (Week 13). **1999:** AFC Special Teams Player of the Week (Week 14). **1998:** AFC Special Teams Player of the Week (Week 1). **1996:** AFC Special Teams Player of the Week, (Weeks 1 and 5); AFC Special Teams Player of the Month (September). **1994:** Pro Bowl; Associated Press, *College & Pro Football Newsweekly*, *Sporting News* and *USA Today* first team All-Pro, *Football News* and United Press International All-AFC, AFC Special Teams Player of the Week (Week 4), AFC Special Teams Player of the Month (October). **1993:** AFC Special Teams Player of the Week (Week 3), AFC Special Teams Player of the Month (September). **1990:** Special Teams Player of the Year (Teammates).

2003 – With 102 points, Carney moved into third all-time on the club's scoring chart with 345 points since joining the Saints in 2001. Joined K Morten Andersen (1,318, 1982-94), K Doug Brien (513, 1995-2000) and RB Dalton Hilliard (318, 1986-93) as one of only four players in franchise history to score over 300 points...Carney booted a field goal in each of the first 10 games, pushing his club record to 22 consecutive contests with a field goal before having lone attempt blocked vs. Philadelphia, Nov. 23 (streak started Oct. 6, 2002 vs. Pittsburgh)...His 102 points tied for seventh in the NFC in scoring, and marked the eighth season where he posted 100 or more points...Had one field goal in each of the first three games before booting two (38, 43) vs. Indianapolis, Sept. 28...Kicked season-high 50-yard FG and added a 30-yarder vs. Chicago, Oct. 12...Tied career-high the following week by going 6-for-6 on extra points vs. Atlanta, Oct. 19, and added 42-yard FG...After misfiring on 39-yard attempt at Tampa Bay, Nov. 2, bounced back to make 47-yard attempt with eight seconds left to clinch the victory for New Orleans...Drilled all three field goal attempts (28, 26, 36) and 2-of-2 PAT vs. Atlanta, Nov. 16. Final kick was a 36-yard game-winner with 11:01 remaining in overtime...Lone attempt vs. Philadelphia, Nov. 23, was blocked, ending team-record streak of 22-straight games with FG...Moved into third in club history in scoring with 321 points with a 25-yard FG and three PATs at Washington, Nov. 30...Tied career-high for PATs again by going 6-of-6 vs. N.Y. Giants, Dec. 14...Suffered first missed PAT since having one blocked in 1999 at Jacksonville, Dec. 21...Drilled two FG(24, 27) vs. Dallas in finale. **2002** – Produced a record-setting



John CARNEY

3

K

HEIGHT: 5-11 **WEIGHT:** 185

COLLEGE: Notre Dame

JOINED SAINTS: UFA-01 (SD)

NFL EXPERIENCE: 15th Season

BIRTHDATE: 4/20/64

NFL CAREER – While Carney has consistently ranked among the NFL's most productive and accurate kickers since 1990, the 15-year veteran has taken his considerable skills to a new level since opening a second chapter of his career in New Orleans. Signed by the club as an unrestricted free agent during training camp of 2001, Carney has converted 83.3 percent of his field goal attempts since coming to the Saints (80 of 96). In 2003, he lifted the team to victory in successive contests with game-winning field goals, including a 47-yard kick at Tampa Bay on Nov. 2 with eight seconds remaining and a 36-yard field goal with 11:01 left in overtime vs. Atlanta, Nov. 16. Carney ranks third in club history with 345 points and 80 field goals. In 2002, Carney had his most accurate season since 1994 (31 of 35, .886) and set a club record with 13

season, leading the Saints with a franchise-record 130 points (previous team record: 121, K Morten Andersen, 1987) and finishing third in the NFL in scoring among kickers... Connected on 31-of-35 FG attempts and 37-of-37 PATs... His 31 FGs tied the team record established by Andersen in 1985... Carney's .886 FG accuracy made him the most accurate kicker in the NFC in 2002 and was his best season since 1994 (34-of-38, .895)... Handled kickoffs for Weeks 1-3, while P Toby Gowin recovered from an injury... Made 4-of-4 FG (40, 48, 31 and 48) vs. Pittsburgh, Oct. 6... Drilled 3-of-3 FG (21, 23 and 36) and 4-of-4 PAT at Washington, Oct. 13... Was 3-of-3 FG (33, 27 and 48) vs. Cleveland, Nov. 24... Made 3-of-3 FG (34, 28 and 28) and 4-of-4 PAT at Baltimore, Dec. 8... Converted 3-of-3 FG (40, 34 and 27) vs. Minnesota, Dec. 15.

2001 – After joining Saints in training camp, Carney appeared in 15 games (was on active list vs. San Francisco, 1/6/02, but did not play)... Led the team with 113 points, as he crossed the 1,200-point mark for his career and reached the 100-point mark for the sixth time... Ranked fourth in the NFC in scoring among kickers... Connected on 27-of-31 FG attempts (.871) and 32-of-32 extra point attempts... Opened season making his first 11 FG attempts... During this stretch was 5-of-5 vs. Minnesota, Oct. 7, tying club record for FGs in a game... Was selected as NFC Special Teams Player of the Week for his efforts, his ninth Player of the Week award, the most by any NFL kicker... Made 5-of-5 attempts again at St. Louis, Oct. 28... Final attempt of the day, a

! playernotes



Has ranked among the team's most consistent offensive weapons since joining the Saints in 2001, recording 345 points.

Holds or has tied team records for points in a season (130, 2002), field goals in a season (31, 2002) and consecutive games with a field goal (22, 2002-03).

Enters season third in Saints' history in scoring (345) and field goals (80).

Including three with New Orleans, Carney has booted 11 game-winning field goals in his career.

27-yarder, clinched a 34-31 win over the Rams... For his efforts, which also tied the club record for FGs in a game for the second time, was named NFL Special Teams Player of the Week for the second time and 10th of his career. **2000** – Handled Chargers kicking duties in all 16 games... Finished season as team leader with 81 points... Connected on 18-of-25 FG attempts (.720) and 27-of-27 PAT attempts... Helped Chargers snap an 11-game losing streak in game 12 vs. Kansas City, Nov. 26, when he booted a 52-yard FG with just over two minutes remaining to spark a 17-16 win. **1999** – Handled Chargers kicking duties in all 16 games... Finished season as team leader with 115 points, which ranked seventh in the AFC... Connected on 31-of-36 FG (.861) and 22-of-23 PAT attempts... Opened campaign with season-high 14 points by connecting on 4-of-4 FG (27, 23, 21 and 42 yards) and both PAT attempts at Cincinnati, Sept. 19... Earned AFC Special Teams Player of Week honors for hitting all four FG attempts (33, 42, 28 and 41 yards) and a PAT to supply 13 of San Diego's points in 19-16 win in Game 13 at Seattle, Dec. 12... Connected on 3-of-3 FG attempts against Oakland, Dec. 26, including 37-yard game-winner in fourth quarter which gave him 1,001 career points, which made him only the 28th player in NFL history to score more than 1,000 career points. **1998** – Played in all 16 games... Finished season as team leader with 97 points... Connected on 26-of-30 FG and 19 PAT attempts... Opened season with stellar performance, hitting 3-of-3 field goals from 48,

47 and game-winner of 54 yards vs. Buffalo, Sept. 6. For his efforts, he was named AFC Special Teams Player of the Week... 54-yard game winner against Bills tied his personal and career-long. **1997** – Became San Diego's all-time points leader with 767 in Game 3 against Carolina, Sept. 14 with a PAT... Played in first four games before suffering strained medial collateral ligament in his right knee at Seattle, Sept. 21, and missing remainder of season... Finished year with perfect marks in PATs (5-of-5) and FG (7-of-7) for 26 points. **1996** – Kicked for Chargers in all 16 regular-season games... Named AFC Special Teams Player of the Week twice and Player of the Month once... Finished as team leader and ranked fourth in AFC with 118 points... Made 31-of-31 PAT attempts and 29-of-36 (.805) field goal attempts... Named AFC Special Teams Player of the Week in Week 1 after compiling 17 points by hitting 2-of-2 PAT and 5-of-5 FG (35, 53, 22, 50 and 31 yards) vs. Seattle, Sept. 1... Named AFC Special Teams Player of the Week in Week 5 after making lone PAT attempt and 5-of-5 field goals (33, 38, 44, 39 and 33 yards) vs. Kansas City, Sept. 29... Was named AFC Special Teams Player of the Month of September after making 11-of-11 PAT and 15-of-17 FG for 56 points. **1995** – Kicked for Chargers in all 16 regular-season games and a postseason contest... Became Chargers' all-time leading FG kicker in Game 15 at Indianapolis when he made 147th and 148th field goals of his career with San Diego... Led Chargers with 95 points, marking sixth-consecutive season that he was

Selected to the Pro Bowl as a member of the San Diego Chargers in 1994, when he had a career-high 135 points.

Has led his team in scoring in 13 of the last 14 seasons, including the last three years in New Orleans.

SAINTS MAKING A DIFFERENCE: His charitable foundation – "KickStart for Kids" – has raised over \$1 million since 1992 so children with physical deformities can have plastic surgery. Aside from his foundation, Carney participates in several special events, including the Starbright World program at Children's Hospital of New Orleans and school appearances. Carney also helped the club raise more than \$10,000 for Second Harvesters Food Bank by taking part in the club's "Taste of the Saints" fundraiser.

team leader... Finished regular season 21-of-26 on FG attempts (.808) and 32-of-33 PAT (.970)... Set team postseason record with 54-yard FG in Wild Card playoff game vs. Indianapolis, Dec. 31. **1994** – Led NFL with career-high 135 points... Named to first career Pro Bowl... Named AFC Special Teams Player of Month for October after hitting 14-of-14 FG and 8-of-8 PATs for total of 50 points... Perfect 33-of-33 PAT attempts and hit 34-of-38 FG... His 34 FG broke his team record... Continued excellence in postseason, connecting on 5-of-5 PATs and 4-of-4 FG... Named AFC Special Teams Player of the Week after he hit 4-of-4 FG, including 33-yarder with two seconds left to defeat Raiders, 26-24, Sept. 25, to give Chargers 4-0 record... Tied career-high with season-high 18 points in 36-22 win at New Orleans Oct. 16, when he hit all three PAT attempts and all five FG attempts (49, 31, 29, 29 and 28 yards)... Hit 5-of-5 FG again the following week vs. Denver, Oct. 23... Continued to kick with perfection in playoffs, hitting two of two FG (20 and 21 yards) in 22-21 win over Miami in AFC Divisional Playoff game, 1/8/95... Made 20-yard FG and both PAT attempts in 17-13 win over Pittsburgh in AFC Championship Game, 1/15/95... Drilled 31-yard FG in Super Bowl XXIX vs. San Francisco, 1/29/95. **1993** – Led San Diego with a team-record 124 points... His 31 FG in 1993 broke his own team record of 26, set in 1992... Set team records for FG in single game and FG in single game with no misses by hitting 6-of-6 FG twice... Made 6-of-6 FG in season-opening 18-12 win over Seattle, Sept. 5... Made 6-of-6 field goals and supplied all of Chargers' points again

two weeks later when San Diego defeated Houston 18-17, Sept. 19...His final FG of Houston game was his 29th consecutive, setting new NFL record...Also made 31-of-33 PAT attempts. **1992** – Chargers’ scoring leader with 113 points...35-of-35 on PAT attempts...Hit then-single season club record 26 FG, including 16-straight to finish the season...Perfect on every FG attempt in Chargers’ final six regular season games (16-for-16). **1991** – Led Chargers in scoring with 88 points...Set club record with 54-yard FG to give San Diego 17-14 last-second victory over Seattle, Nov. 10...Hit 31-of-31 PATs and 19-of-29 FG. **1990** – Set club record with .905 field goal percentage by hitting 19 of 21 FG attempts...Led Chargers in scoring with 84 points...Originally joined Chargers as Plan B free agent from Tampa Bay, April 2, but was released by team on final preseason roster cut...Received second chance after fourth week and turned in top performance of any kicker in team history...Nearly flawless in final 12 games after being re-signed by San Diego, Oct. 2...Hit 27-of-28 PAT and 19-of-21 FG...Had one-game stint with Rams before joining Chargers, handling kickoffs vs. Philadelphia, Sept. 23. **1989** – Activated by Tampa Bay for final two games...Handled kickoff duties in Week 15 at Detroit. **1988** – Joined Tampa Bay for final four games...Two of five on FG attempts in those games and made all six PATs...Spent preseason in Buccaneers camp before being waived. **1987** – Originally signed by Cincinnati as rookie free agent and waived in camp before joining Tampa Bay.

COLLEGE – Finished career as Notre Dame’s all-time field goal leader, drilling 58 of 69 attempts for a .739 accuracy percentage...Departed school ranked second on Irish scoring chart with 223 points...Game-winning, 19-yard field goal at USC on the final kick of his college career capped Irish comeback in 38-37 victory in 1986.

PERSONAL – All-state kicker for Cardinal Newman (West Palm Beach, Fla.), where he also served as punter...Avid surfer and enjoys golfing...A very caring and community-minded player, Carney was named Chargers NFL Man of the Year in 1995, '96, '98 and '99, an award he also shared in 1997...John and his wife, Holly, have two sons, Luke and John David and daughter Keely Marie...Full name: John Michael Carney...Born April 20, 1964 in Hartford, Conn.

i between the uprights

SAINTS ALL-TIME SCORING LEADERS

Player, Years	TD	PAT	FG	Total
1. Morten Andersen (1982-94)	0	412	302	1,318
2. Doug Brien (1995-2000)	0	144	123	513
3. John Carney (2001-)	0	105	80	345
4. Dalton Hilliard (1986-93)	53	0	0	318

SAINTS CONSECUTIVE GAMES WITH A FIELD GOAL

Player	No.	Dates
1. John Carney	22	10/6/02-11/16/03
2. Morten Andersen	20	10/25/87-11/6/88
3. Morten Andersen	19	11/24/85-12/7/86
4. Morten Andersen	17	11/18/90-11/10/91

SAINTS SINGLE-SEASON SCORING LEADERS

Player	Year	Points
1. K John Carney	2002	130
2. K Morten Andersen	1987	121
3. K Morten Andersen	1985	120
3. K Morten Andersen	1992	120

i john carney



Year	Team	GP	FIELD GOALS							PAT					
			Total	Pct.	1-19	20-29	30-39	40-49	50+	Blk.	LG	Total	Blk.	Pts.	
1987	Tampa Bay	0	0-0	.000	0-0	0-0	0-0	0-0	0-0	0-0	0	0	0-0	0	0
1988	Tampa Bay	4	2-5	.400	0-0	2-3	0-1	0-1	0-0	2	29	6-6	0	12	
1989	Tampa Bay	1	0-0	.000	0-0	0-0	0-0	0-0	0-0	0	0	0-0	0	0	
1990	L.A. Rams	1	0-0	.000	0-0	0-0	0-0	0-0	0-0	0	0	0-0	0	0	
	San Diego	12	19-21	.905	2-2	8-8	6-7	3-3	0-1	0	43	27-28	0	84	
1991	San Diego	16	19-29	.655	1-1	6-6	6-8	4-10	2-4	1	54	31-31	0	88	
1992	San Diego	16	26-32	.813	0-0	13-14	5-7	7-8	1-3	1	50	35-35	0	113	
1993	San Diego	16	31-40	.775	1-1	7-7	14-17	7-12	2-3	3	51	31-33	0	124	
1994	San Diego	16	34-38	.895	0-0	12-12	15-15	5-9	2-2	0	50	33-33	0	135	
1995	San Diego	16	21-26	.808	0-0	8-8	10-11	3-5	0-2	0	45	32-33	0	95	
1996	San Diego	16	29-36	.805	0-0	11-13	8-8	7-12	3-3	1	53	31-31	0	118	
1997	San Diego	4	7-7	1.000	0-0	3-3	2-2	2-2	0-0	0	41	5-5	0	26	
1998	San Diego	16	26-30	.867	0-0	11-12	5-5	8-10	2-3	0	54	19-19	0	97	
1999	San Diego	16	31-36	.861	2-2	13-13	6-8	9-12	1-1	1	50	22-23	1	115	
2000	San Diego	16	18-25	.720	1-1	3-3	5-7	7-10	2-4	2	54	27-27	0	81	
2001	New Orleans	15	27-31	.871	0-0	7-7	11-11	8-12	1-1	2	50	32-32	0	113	
2002	New Orleans	16	31-35	.886	0-0	9-9	11-13	11-12	0-1	0	48	37-37	0	130	
2003	New Orleans	16	22-30	.733	0-0	7-7	9-12	5-8	1-3	1	50	36-37	0	102	
Totals		213	343-421	.815	7-7	120-125	113-132	86-126	17-31	14	54	404-410	1	1433	
Saints Totals		47	80-96	.833	0-0	23-23	31-36	24-32	2-5	3	50	105-106	0	345	

ADDITIONAL STATS: Punting — (1993, 4-155 yds., 38.8 avg., 34.8 net avg., 0 tb, 1 inside-the-20, 46 long, 0 blk.)
Total: 4-155 yds., 38.8 avg., 34.8 net avg., 0 tb, 1 inside-the-20, 46 long, 0 blk.; **Consecutive FG Made** — 29, 11/22/92 to 9/19/93; **Consecutive PAT Made** — 131, (9/3/00 to 12/21/03); **Fumble Recoveries** — (1999, 1) **Total:** 1.
CAREER HIGHS: FG Made — 6 (2x), vs. Seattle (9/5/93) & vs. Houston (9/19/93); **FG Attempts** — 6 (2x), vs. Seattle (9/5/93) & vs. Houston (9/19/93); **Longest FG** — 54 (3x), last time at Kansas City (9/17/00); **Longest FG Attempt** — 57, at Carolina (10/5/03); **PAT Made** — 6 (3x), last time vs. N.Y. Giants (12/14/03); **PAT Attempted** — 6 (3x), last time vs. N.Y. Giants (12/14/03); **Points** — 18 (4x), last time at New Orleans (10/16/94).

POSTSEASON STATISTICS

Year	Team	GP	FIELD GOALS							PAT				
			Total	Pct.	1-19	20-29	30-39	40-49	50+	Blk.	LG	Total	Blk.	Pts.
1992	San Diego	2	1-2	.500	0-0	0-0	1-1	0-0	0-1	0	34	2-2	0	5
1994	San Diego	3	4-4	1.000	0-0	3-3	1-1	0-0	0-0	0	31	5-5	0	17
1995	San Diego	1	2-2	1.000	0-0	0-0	1-1	0-0	1-1	0	54	2-2	0	8
Totals		6	7-8	.875	0-0	3-3	3-3	0-0	1-2	0	54	9-9	0	30

ADDITIONAL STATS: Consecutive FG Made — 7, 1/2/93 to 12/31/95 (current); **Consecutive PAT Made** — 9, 1/2/93 to 12/31/95 (current).
CAREER HIGHS: FG Made — 2 (2x), vs. Miami (1/8/95) & vs. Indianapolis (12/31/95); **FG Attempts** — 2 (3x), last time vs. Indianapolis (12/31/95); **Longest FG** — 54, vs. Indianapolis (12/31/95); **Longest FG Attempt** — 54 vs. Indianapolis (12/31/95); **PAT Made** — 2 (3x), last time vs. Indianapolis (12/31/95); **PAT Attempted** — 2, last time vs. Indianapolis (12/31/95); **Points** — 8 (2x), vs. Miami (1/8/95) & vs. Indianapolis (12/31/95).

ORGANIZATION

PLAYERS

REVIEW

RECORDS

HISTORY

SPECIFICS

ORGANIZATION


PLAYERS

REVIEW

RECORDS

HISTORY

SPECIFICS



Ki-Jana CARTER 32

HEIGHT: 5-10 WEIGHT: 226

COLLEGE: Penn State

JOINED SAINTS: FA-03

NFL EXPERIENCE: 8th Season

BIRTHDATE: 9/12/73

RB

NFL CAREER – A proven talent and former Penn State All-American, Carter adds depth and experience to the backfield. He was signed by the Saints during training camp last year, released in the final cuts and re-signed following the opener. Carter was also waived and re-signed twice during the season. The first overall selection in the NFL Draft by Cincinnati in 1995, Carter played four seasons for the Bengals (1996-99) after sitting out his rookie campaign when he suffered a season-ending knee injury in the pre-season. After taking off the 2000 season to further rehabilitate a knee injury suffered in 1999, he served as a backup with Washington in 2001, playing in 14 games. He has appeared in 57 career games with 14 starts, with 309 carries for 1,126 yards and 19 TDs. Carter has also caught 66 passes for 469 yards and a TD.

CAREER TRANSACTIONS – Placed on injured reserve by Saints, 11/26/03; Re-signed by Saints, 9/23/03; Released by Saints, 9/21/03; Signed by Saints, 9/10/03; Waived by Saints, 8/31/03; Signed by Saints, 8/18/03; Released by Green Bay Packers, 8/27/02. Signed by Green Bay Packers, 6/19/02; Signed by Washington Redskins, 8/1/01; Released by Cincinnati Bengals, 6/1/00; Placed on injured reserve by Cincinnati Bengals, 9/29/99; Placed on injured reserve by Cincinnati Bengals, 9/6/98; Placed on injured reserve by Cincinnati Bengals, 8/22/95; Selected by Cincinnati Bengals in the first round (1st overall) in 1995 NFL Draft.

2003 – Appeared in eight games before being placed on injured reserve, Nov. 26... Rushed for 72 yards on 19 carries, with a touchdown... Had four carries for 36 yards in first action of season vs. Indianapolis, Sept. 28, including a 31-yard burst... Had 10 carries for 21 yards and a touchdown at Atlanta, Oct. 19... Hauled in one pass for 11 yards vs. Carolina, Oct. 26... Suffered sprained right toe in the first quarter at Philadelphia, Nov. 23, and placed on injured reserve three days later. **2002** – Spent the season out of football after being waived by Green Bay, Aug. 27. **2001** – Saw action in Washington's final 14 games; Dressed, but did not play, in club's first two contests... Tallied two rushes for 40 yards, including a 30-yard carry, vs. the Giants, Oct. 28... Had 10 rushes for 57 yards, including a long of 16 that set up a TD, and added two receptions for 11 yards vs. Seattle, Nov. 4... Saw significant playing time at Philadelphia, Nov. 25, and rushed for 56 yards on 18 carries and a TD (his first since 9/12/99 with Cincinnati)... Brought his NFL career rushing total over 1,000 yards after posting 51 yards on 15 carries and two TDs at New Orleans, Dec. 30. **2000** – Still overcoming a knee injury, he remained out of football for the season. **1999** – Suffered a dislocated right knee cap at Carolina, Sept. 26, and placed on reserve/injured, Sept. 29, for the remainder of the year... Had six carries for 15 yards and a TD, plus three receptions for 24 yards before injury. **1998** – Placed on reserve/injured after suffering a season-ending wrist fracture in opener vs. Tennessee, Sept. 6; Led club with six receptions for 25 yards and had two rushes for four yards before his injury. **1997** – Played in 15 games with 10 starts... Led Bengals with 76 rushing yards on 19 carries in opener vs. Arizona, Aug. 31, including a season-

32 Ki-Jana CARTER RB (cont.)

long 35-yard receiving gain... Rushed for a career-high 104 yards on 13 carries at Denver, Sept. 21, snapping a Bengals streak of 67-straight games without a 100-yard rusher. Rushing total included a 79-yard TD run, the sixth-longest running play in club history... Sat out the following game vs. N.Y. Jets, Sept. 28, after being diagnosed with a torn rotator cuff; elected to rehab the injury instead of undergoing surgery... Returned at Jacksonville, Oct. 5 and scored on a one-yard run. **1996** – Played in all 16 games and recorded a career-best nine TDs... Finished second among Cincinnati running backs with 22 receptions for 169 yards and a TD... Rushed 91 times for 264 yards and eight TDs... Started the first four games before moving into a reserve role. **1995** – Had three carries at Detroit, Aug. 17, but suffered a season-ending torn anterior cruciate ligament in left knee on his third carry... Placed on reserve/injured, Aug. 22.

COLLEGE – A three-year starter (1992-94) at Penn State, giving up final year of eligibility to enter NFL Draft... Redshirted in 1991 after recovering from minor knee surgery... Finished career with 2,829 rushing yards and 34 TDs... Earned All-America honors in 1994, as he finished with 1,539 yards rushing and 23 touchdowns... Became the first Penn State player to be selected No. 1 overall in the NFL Draft.


PERSONAL – Was a high school All-America selection at Westerville (Ohio) South HS... A three-year letter winner in football as a running back... In addition, he lettered four years in track and three in basketball as a guard... Has gone by Ki-Jana since he was born; his mother gave him the name from a character in the movie "Shaft in Africa"... Appeared in movie, "Jerry Maguire"... Full name: Kenneth Leonard Carter.

i ki-janacarter



Year	Team	GP/GS	RUSHING					RECEIVING					Pts.
			No.	Yds.	Avg.	LG	TD	No.	Yds.	Avg.	LG	TD	
1996	Cincinnati	16/4	91	264	2.9	31	8	22	169	7.7	20	1	54
1997	Cincinnati	15/10	128	464	3.6	79t	7	21	157	7.5	35	0	42
1998	Cincinnati	1/0	2	4	2.0	4	0	6	25	4.2	8	0	0
1999	Cincinnati	3/0	6	15	2.5	8	1	3	24	8.0	11	0	6
2000	Did Not Play												
2001	Washington	14/0	63	308	4.9	30	3	13	83	6.4	15	0	18
2002	Did Not Play												
2003	New Orleans	8/0	19	72	3.8	31	1	1	11	11.0	11	0	6
Totals		57/14	309	1127	3.6	79t	20	66	469	7.1	35	1	126

CAREER HIGHS: Rushes — 19 (2x), last time vs. Arizona (8/31/97); Rushing Yards — 104, at Denver (9/21/97); Long Rush — 79t, at Denver (9/21/97); Rushing TDs — 2, at New Orleans (12/30/01); Receptions — 6, vs. Tennessee (9/6/98); Receiving Yards — 40, vs. Arizona (8/31/97); Long Reception — 35, vs. Arizona (8/31/97); Receiving TDs — 1, vs. Pittsburgh (11/10/96);



Ernie CONWELL 85

HEIGHT: 6-2 **WEIGHT:** 255
COLLEGE: Washington
JOINED SAINTS: UFA-03 (StL)
NFL EXPERIENCE: 9th Season
BIRTHDATE: 8/17/72

TE

NFL CAREER – Until suffering a fractured right ankle vs. Atlanta, Nov. 16, Conwell had given the Saints a boost with his strong blocking and his ability to stretch the middle of the field in the passing game. He recorded 26 receptions for 290 yards (11.2 avg.) with two touchdowns in the 10 games he appeared in (all starts). Conwell tied his career-high vs. Indianapolis, Sept. 28, with six catches and set a new career-best in the contest with 88 yards. He was considered one of the hardest workers on the St. Louis Rams' roster over his first seven NFL seasons, overcoming extensive rehabilitation following a serious knee injury in 1998 to return to the field during the second half of 1999. Signed by New Orleans to a five-year contract as an Unrestricted Free Agent in 2003, Conwell was originally a second-round pick (59th overall) by St. Louis in the 1996 NFL Draft out of the University of Washington.

CAREER TRANSACTIONS – Placed on injured reserve by Saints, 11/21/03; Signed to a five-year contract by the Saints (UFA), 4/15/03; Placed on injured reserve by the St. Louis Rams, 10/28/98; Drafted by St. Louis Rams in the second round of the 1996 NFL Draft (59th overall).

2003 – Played in 10 games, starting every contest at tight end...Suffered fractured right ankle vs. Atlanta, Nov. 16, and placed on injured reserve, Nov. 21...On pace for the most productive receiving season of his career prior to the injury, with 26 catches for 290 yards and a pair of touchdowns...Opened the season with four catches for 38 yards at Seattle, Sept. 7...Recorded one catch Sept. 14 vs. Houston, a two-yard scoring grab...Tied his career high with six catches and established a new career-best for receiving yards with 88 vs. Indianapolis, Sept. 28. His 32-yard grab vs. the Colts was his longest reception of the season...Hauled in four passes for 44 yards at Carolina, Oct. 5, including 27-yard catch...Posted two catches for 12 yards vs. Chicago, Oct. 12, including nine-yard TD...Ankle injury vs. Atlanta required surgery. **2002** – Played in all 16 contests, starting 11 at tight end...Hauled in 34 passes for 419 yards and two touchdowns, with a career-long of 52 yards...Also rushed six times for 30 yards and a TD...Earned Carl Ekern Award in vote by teammates, an honor that salutes the Rams player that best exemplifies sportsmanship, work ethic, and commitment to the team...Had three receptions for 27 yards, rushing once for a career-long 15 yards at Arizona, Nov. 3...Had two receptions for a season-high 69 yards with career-long 52-yarder, as well as scoring his second career rushing touchdown on a one-yard run in the first quarter vs. Chicago, Nov. 18...Hauled in a season-high five passes for 54 yards vs. Arizona, Dec. 15...Caught three passes for 52 yards with a TD in finale vs. San Francisco, Dec. 30. **2001** – Played in 16 games with 13 starts and saw action in three postseason contests with two starts...Tied career high with 38 catches and four touchdowns while setting career-high with 431 receiving yards and a long of 47...Caught five passes for 41 yards (both career highs) with a long of 19 in postseason...Caught five passes for 49 yards and a touchdown in opener at Philadelphia, Sept. 9, with the single-game totals eclipsing 2000 sea-

85 Ernie CONWELL TE (cont.)

son totals (5-40-0)...Made a career-high six receptions for 44 yards, also rushing one time for a two-yard touchdown, his first career rushing touchdown, vs. New Orleans Oct. 28...Had his 100th career reception on a five-yard catch in the third quarter against San Francisco, Dec. 9...Caught five passes for a career-high-tying 75 yards with a career-long 47-yard reception, and a touchdown vs. Atlanta, 1/6/02...Caught three passes for 33 yards with a long of 19 in the NFC Championship Game vs. Philadelphia 1/27/02. **2000** – Played in 16 games with one start...Completed season with five receptions for 40 yards and rushed two times for 23 yards (11.5 avg.)...Had first NFL carry for 17 yards on reverse at San Francisco Oct. 29...Made only start of season at New York Giants, Nov. 12, as Rams opened up in two-tight end set. **1999** – Played in three regular season games and three playoff games after recovering from

! playernotes



An explosive blocker at the point of attack and polished route-runner with deceptive speed, Conwell was targeted by the Saints as one of the top Unrestricted Free Agents of 2003 and signed a five-year contract.

On pace for the most productive season of his career last year before suffering a broken ankle vs. Atlanta, Nov. 11.

Provided exactly what the Saints expected before the injury, hauling in 26 passes for 290 yards and two TDs while starting the first 10 games.

Has ranked among the NFL's most reliable and versatile tight ends since being drafted by St. Louis in the second round of 1996.

Conwell is the youngest of nine children (five brothers and three sisters).

SAINTS MAKING A DIFFERENCE: Conwell has established a tradition of community service throughout his NFL career. He is very active with Fellowship of Christian Athletes, and also spent time visiting several local fan clubs in New Orleans in 2003.

knee injury...Caught one pass for 11 yards...Spent first eight weeks on physically unable to perform list (PUP)...Caught three passes for 22 yards in postseason, catching a pass in each game...His 16-yard reception in third quarter led to Rams' first touchdown of Super Bowl XXXIV. **1998** – Started first seven games before suffering a serious right knee injury in Week 8 vs. San Francisco, Oct. 25...Placed on injured reserve, Oct. 28...Caught 15 passes for 105 yards. **1997** – Established career-highs in starts (16), receptions (38), receiving yards (404) and touchdown receptions (four)...Ranked third on the club in receptions, tied for fourth in receiving yards and second in touchdown receptions...Scored first NFL touchdown by breaking three tackles en route to a career-long 46-yard TD reception in the Rams' season opening win over New Orleans, Aug. 31. **1996** – Appeared in 10 games with eight starts before missing last four games due to surgery on right ring finger...Pressed into starting lineup as rookie after mid-season trade of TE Troy Drayton to Miami...Ended season with 15 receptions for 164 yards and also made two tackles and a fumble recovery on special teams...Earned first NFL start at fullback at Arizona, Sept. 29...Handled long snap duties before injuring finger against Pittsburgh, Nov. 3...Inactive against Atlanta, Nov. 10 after having surgery on finger but returned to action the next week...Played fullback in preseason and moved to tight end after the opener.

COLLEGE – At Washington, received All Pac-10 honors after finishing third on team with 24 receptions for 343 yards and two touchdowns as a senior...Four-year standout for Huskies' track team earned All-America honors as junior and senior in the

shot put. He qualified for NCAA Championships as junior in the shot put with throw of 61-1 1/4...His throw of 62-9 as a senior earned him a trip to the Olympic Trials, where he finished in the top eight...Graduated with degree in sociology and minors in social studies and history.

PERSONAL – Earned letters in football, track, wrestling, and basketball at Kentwood High in Kent, Wash.... Won state Class AAA shot put title as junior and senior... Youngest of nine children (five brothers, three sisters)... Family competes on Washington stock car circuit as Conwell Race Team... Married (Andrea) and the couple has four children... Full name: Ernest Harold Conwell... Born Aug. 17, 1972 in Renton, Wash.

i emieconwell



Year	Team	GP/GS	No.	RECEIVING			TD	Pts.
				Yds.	Avg.	LG		
1996	St. Louis	10/8	15	164	10.6	26	0	0
1997	St. Louis	16/16	38	404	10.6	46t	4	24
1998	St. Louis	7/7	15	105	7.0	13	0	0
1999	St. Louis	3/0	0	0	0.0	0	0	0
2000	St. Louis	16/1	5	40	8.0	17	0	0
2001	St. Louis	16/13	38	431	11.3	47	4	24
2002	St. Louis	16/11	34	419	12.3	52	2	12
2003	New Orleans	10/10	26	290	11.2	32	2	12
Totals	94/66	171	1848	10.8	52	12	12	96


ADDITIONAL STATS: Rushing — (2000, 2 for 23 yards); (2001, 7 for 28 yards, 1 TD); (2002, 6 for 30 yards, 1 TD) **Total:** 15 for 81 yards, 2 TD; **Special Teams Tackles** — (1996, 1) **Total:** 1; **Fumble Recoveries** — (1996, 1); (1998, 1); (2001, 1) **Total:** 4

CAREER HIGHS: Receptions — 6 (2x), last time vs. Indianapolis (9/28/03); **Receiving Yards** — 88, vs. Indianapolis (9/28/03); **Long Reception** — 52, vs. Chicago (11/18/02); **Receiving TDs** — 2, vs. Houston (9/14/03); **Rushes** — vs. Indianapolis (12/30/01); **Rushing Yards** — 17, at San Francisco (10/29/00); **Long Rush** — 17, at San Francisco (10/29/00); **Rushing TDs** — 1 (2x), last time vs. Chicago (11/18/02)

POSTSEASON STATISTICS

Year	Team	GP/GS	No.	RECEIVING			TD	Pts.
				Yds.	Avg.	LG		
1999	St. Louis	3/0	3	22	7.3	16	0	0
2000	St. Louis	1/0	0	0	0.0	0	0	0
2001	St. Louis	3/2	5	41	8.2	19	0	0
Totals	7/2	8	63	11.3	19	0	0	0

ADDITIONAL STATS: Rushing — (2001, 1 for 0 yards) **Total:** 1 for 0 yards
CAREER HIGHS: Receptions — 3, vs. Philadelphia (1/27/02); **Receiving Yards** — 33, vs. Philadelphia (1/27/02); **Long Reception** — 19, vs. Philadelphia (1/27/02); **Receiving TDs** — 0; **Rushes** — 1, vs. Green Bay (1/20/02); **Rushing Yards** — 0, vs. Green Bay (1/20/02); **Long Rush** — 0, vs. Green Bay (1/20/02); **Rushing TDs** — 0.



Jason CRAFT

21

CB

HEIGHT: 5-10 WEIGHT: 187

COLLEGE: Colorado State

JOINED SAINTS: TR-04 (Jax)

NFL EXPERIENCE: 6th Season

BIRTHDATE: 2/13/76

NFL CAREER – A trade in April with the Jacksonville Jaguars brought this proven starter at cornerback to the Saints for a fifth-round draft pick. Craft has opened 33 of 71 NFL games, all with the Jaguars over the last five seasons. In his career, he has 183 tackles (155 solo), seven interceptions, two forced fumbles and a pair of fumble recoveries. Craft had started 27-straight contests until suffering a knee injury vs. Miami (10/23/03), forcing him to the inactive list for six of eight games until he was placed on injured reserve, Dec. 19. The former fifth-round pick served as Jacksonville's third cornerback in 2001 (with eight starts) before starting all 16 games in 2002. He has also been a solid special teams player throughout his career, notching 34 tackles and scoring a touchdown in his first NFL game by returning a fumbled kickoff.

CAREER TRANSACTIONS – Acquired for a fifth-round pick (150th overall) in trade with Jacksonville Jaguars, 4/8/04; Placed on injured reserve by Jacksonville Jaguars, 12/19/03; Offer sheet matched by Jacksonville Jaguars, 5/12/02; Tendered an offer sheet by the Saints for a three-year contract (RFA), 5/5/02; Signed by the Jacksonville Jaguars, 5/18/99; Selected by the Jacksonville Jaguars in the fifth-round (160th overall) in the 1999 NFL Draft.

2003 – Saw action in seven games with six starts, all at RCB... Ranked 13th on the Jaguars with 30 tackles (25 solo). Added two interceptions for 29 yards in returns... Opened the season at Carolina, Sept. 7, with seven tackles (six solo) and a pass defended. The game marked the 65th NFL game of his career... At Houston, Sept. 28, posted his interception of the season with an eight-yard return. Also had four solo tackles and a pass defended in the contest while appearing in all 63 defensive plays... Had five tackles and a pass defended vs. San Diego, Oct. 5... Suffering a sprained left knee in the third quarter vs. Miami, Oct. 12. Had an interception with a career-long 21-yard return and three tackles (two solo) in the contest... Declared inactive (knee) vs. Tennessee, Oct. 26, missing his first game after 70-consecutive games played. His

! playernotes



Acquired in an April trade with the Jacksonville Jaguars for a fifth-round pick in the 2004 NFL Draft.

Had seven career interceptions and 23 passes defended in 71 NFL games, with 33 starts.

Started 27-straight games for Jacksonville before suffering a knee injury in 2003.

Signed by the Saints to an offer sheet as a Restricted Free Agent in 2002, but contract was matched by the Jaguars.

streak of 27-straight starts also came to an end...Declared inactive for the next three contests before he dressed, but did not play at New York Jets, Nov. 23...Played on special teams vs. Houston, Dec. 7...Placed on injured reserve, Dec. 19. **2002** – Started all 16 games for first time in career at RCB, ranking 10th on the team with a career-high 66 tackles (55 solo)...Added three interceptions, 11 passes defended, two tackles for loss, two forced fumbles and a fumble recovery...Saw action on every play in 14 games, missing just nine plays all season...Made his first interception of the season (third of career) vs. N.Y. Jets, Sept. 26, leading to a touchdown...Had big game Nov. 10 vs. Washington, with three tackles, a key end zone interception on Redskins' second possession, a forced fumble and a pass defended. **2001** – Played in every game for the third-straight season...Started eight games and played as nickel back in the other eight games...Tied for 12th on team with 56 tackles (48 solo), two interceptions, and 11 passes defended... Also had 12 tackles on special teams...Made second interception of career on Dec. 30 vs. Kansas City, but suffered a neck burner/head injury on the play and missed rest of game. **2000** – Played in all 16 games for the second-straight season, making the first three starts of his career...Had 29 tackles (24 solo) on defense, along with four passes defended...Played only on special teams in opener, then saw action in nickel and dime defenses the next eight games...Made first NFL start at RCB, vs. Seattle, Nov. 12...Started at LCB on Dec. 10 vs. Arizona, tying for team lead with six tackles. **1999** – Played in all 16 games, primarily in dime defenses and on special teams...Made two tackles and a pass deflection on defense and ranked fourth on team with 14 special teams tackles...Scored a TD in his first NFL game vs. San Francisco, Sept. 12, returning a fumbled kickoff 23 yards in the third quarter to give Jaguars a 17-3 lead...Played on defense in seven games...Saw action in both playoff games.

COLLEGE – Started 12 of 21 games played in 1997-98 at Colorado State...Career totals of 53 tackles and four interceptions...Started every game at cornerback as a senior in 1998, recording 45 tackles (36 solo). Also forced and recovered a fumble, deflected four passes and had four interceptions...In 1997, appeared in nine games as a reserve cornerback...Did not play football in 1996...Joined team as a walk-on from Denver Community College in 1995 but did not see any action.

PERSONAL – Married (Summer) with son Javier and daughters Samia and Saniya...Two-time All-City selection at East (Denver) HS...Lettered three times in football, basketball and track...Led his team to an 8-2 record and the Denver Prep League title as a senior...Full name: Jason Donell Andre Craft.

i jasoncraft


Year	Team	GP/GS	S	A	TT	Sk.-Yds.	Int-Yds.-LG	PD	FF	FR
1999	Jacksonville	16/0	2	0	2	0-0	0-0-0	1	0	1
2000	Jacksonville	16/3	25	4	29	0-0	0-0-0	4	0	0
2001	Jacksonville	16/8	48	8	56	0-0	2-4-4	9	0	0
2002	Jacksonville	16/16	55	11	66	0-0	3-0-0	8	2	1
2003	Jacksonville	7/6	25	5	30	0-0	2-29-21	1	0	0
Totals	71/33	155	28	183	0-0	7-33-21	23	2	2	2

ADDITIONAL STATS: Special Teams Tackles — (1999, 14); (2000, 8); (2001, 12) **Total: 34;**

POSTSEASON STATISTICS

Year	Team	GP/GS	S	A	TT	Sk.-Yds.	Int-Yds.-LG	PD	FF	FR
1999	Jacksonville	2/0	0	0	0	0-0	0-0-0	0	0	0
Totals	2/0	0	0	0	0-0	0-0-0	0	0	0	0

ADDITIONAL STATS: Special Teams Tackles — (1999, 2) **Total: 2.**



Keyuo CRAVER

29

HEIGHT: 5-10 WEIGHT: 195

CB

COLLEGE: Nebraska

JOINED SAINTS: D4-02

NFL EXPERIENCE: 3rd Season

BIRTHDATE: 8/22/80

NFL CAREER – Craver has been a contributor on special teams and on defense in his first two NFL seasons. He handled kickoff and punt return duties in two games in 2003 and finished the season with team-high averages on kickoff returns (25.6 yards) and punt returns (11.0 yards). The former University of Nebraska standout has played in 22 games the last two seasons, with one start.

CAREER TRANSACTIONS – Reinstated by the NFL, 11/14/03; Suspended by NFL for violation of league's substance abuse policy, 10/8/03; Agreed to terms with the Saints, 7/24/02; Chosen by Saints in the fourth round (125th overall, choice obtained from Miami as part of 2002 trade of RB Ricky Williams) of the 2002 NFL Draft.

2003 – Saw action in first five games, primarily on special teams, before being suspended by the NFL, Oct. 8. Reinstated by league after four-game suspension, Nov. 14... Played in 12 games, all in a reserve role, and posted four tackles on defense (two solo) and eight on special teams (seven solo)... At Philadelphia, Nov. 23, had two tackles on defense (one solo), a special teams stop and three kickoff returns for 57 yards. Stepped in at kickoff and punt returner after injuries to WRs Michael Lewis and Donte Stallworth... Played on defense and special teams in victory at Washington, Nov. 30. Recorded two punt returns for 22 yards and a pair of kickoff returns for 71 yards against the Redskins, including a career-long 52-yard burst on a kickoff, the Saints' second-longest kick return of the season. **2002** – Saw action in 10 games, while starting one at cornerback (at Tampa Bay, Sept. 8) in dime alignment... Totaled 15 tackles, three passes defended, a fumble recovery and eight special teams tackles... Started at CB in opener at Tampa, Sept. 8, recording a solo tackle... Registered five tackles, two passes defended and a 38-yard fumble return for a TD vs. Green Bay, Sept. 15. In the third quarter, Craver scooped up a fumble by WR Terry Glenn and returned it 38 yards for a TD to give New Orleans a 28-10 lead over the Packers. Craver later left the game in the fourth quarter with a right knee injury, which caused him to be inactive for the next six contests... Returned to action at Carolina, Nov. 10, and contributed on special teams and defense for remainder of season.

! playernotes

Continued to develop coverage skills in second NFL season, seeing action in schemes with multiple defensive backs and providing depth at cornerback. Also a top contributor on the special teams coverage units.

SAINTS MAKING A DIFFERENCE: Actively involved with the Saints Youth Programs division, participating in several Junior Training Camp events and visiting area schools to talk about the importance of education.

COLLEGE – Started 35 of 47 games at Nebraska and finished with 192 tackles (113 solo), seven interceptions and 42 passes defended...All-Big 12 choice and All-Big 12 Academic second-team pick as a senior, when he started every game at LCB and recorded 60 tackles and three interceptions...Named All-Big 12 as a junior, recording 56 tackles...Graduated with a degree in communications studies...Also participated on Nebraska's track team in the triple jump (career-best 51-1).

PERSONAL – Attended Harleton (Texas) HS...First-team All-State running back in 1997, totaling 3,024 yards on 271 carries (11.2 avg.) with 50 rushing TDs...Posted 10 games with 200 yards rushing and five 300-yard outings (career-high 340)...Finished prep career second on national all-time single-season rushing and scoring charts...Also a four-time state track champion in the triple jump...Born: Aug. 22, 1980 in Dallas, Texas.


i keyuocraver



Year Team	GP/GS	S	A	TT	Sk.-Yds.	Int-Yds.-LG	PD	FF	FR
2002 New Orleans	10/1	11	4	15	0-0	0-0-0	3	0	1
2003 New Orleans	12/0	2	2	4	0-0	0-0-0	0	0	0
Totals	22/1	13	6	19	0-0	0-0-0	3	0	1

Year Team	KICKOFF RETURNS					PUNT RETURNS				
	No.	Yds.	Avg.	LG	TD	No.	Yds.	Avg.	LG	TD
2002 New Orleans	0	0	0	0	0	1	0	0	0	0
2003 New Orleans	5	128	25.6	52	0	2	22	11.0	19	0
Totals	5	128	25.6	52	0	3	22	11.1	19	0

ADDITIONAL STATS: Special Teams Tackles — (2002, 8); (2003, 8) **Total:** 16.
CAREER HIGHS: Tackles — 5, vs. Green Bay (9/15/02); **Sacks** — 0; **Interceptions** — 0; **Int. Ret for TD** — 0;
Forced Fumbles — 0; **Fumble Recoveries** — 1, vs. Green Bay (9/15/02); **Fumbles Ret for TD** — 1, vs. Green Bay (9/15/02); **Kickoff Returns** — 3, at Philadelphia (11/23/03); **Kickoff Return Yards** — 71, at Washington (11/30/03); **Kickoff Returned for TD** — 0 **Punt Returns** — 2, at Washington (11/30/03); **Punt Return Yards** — 2, at Washington (11/30/03); **Punt Returned for TD** — 0.



Germaine CROWELL 86

WR

HEIGHT: 6-3 **WEIGHT:** 222
COLLEGE: Virginia
JOINED SAINTS: FA-04
NFL EXPERIENCE: 6th Season
BIRTHDATE: 9/13/76

NFL CAREER – Sixth-year veteran has had seven 100-yard receiving days in his career and has been an explosive performer when healthy. Crowell played his first five seasons with the Detroit Lions (1998-2002), posting 184 catches for 2,722 yards and 16 touchdowns while starting 33 of 54 games. His best season came in 1999, when he started 15 of 16 contests and had 81 grabs for 1,338 yards (fifth in the NFL) and seven TDs. Crowell suffered a season-ending knee injury in 2002, a torn patella ligament in 2001 and a broken foot in 2000.

CAREER TRANSACTIONS – Signed by the Saints to a one-year contract, 2/26/04; Released by the Detroit Lions, 2/25/03; Placed on physically unable to perform list (knee) by Detroit Lions, 8/26/02-10/19/02; Re-signed by Detroit Lions (UFA), 3/26/02; Placed on injured reserve by the Detroit Lions, 10/24/01; Signed by Detroit to a four-year contract, 7/20/98; Selected by the Detroit Lions in the second round (50th overall) of the 1998 NFL Draft.

HONORS – 1999: NFC Offensive Player of the Week (Week 8).

2003 – Released by Detroit, Feb. 25, and spent the season out of football. **2002** – Played in 10 games with five starts, posting 22 receptions for 201 yards with a touchdown...Hauled in four passes for 38 yards and a TD at Chicago, Nov. 24...Had season-high five catches for 46 yards vs. New England, Nov. 28...Placed on physically unable to perform list with a knee injury from Aug. 26 until being activated Oct. 19. **2001** – Placed on Injured Reserve, Oct. 24...Had four catches for 65 yards and a touchdown vs. Tennessee, Oct. 21, before leaving the game with a season-ending torn patellar tendon...Set a career high with nine catches at Minnesota, Oct. 14, and eclipsed the 100-yard receiving mark (125) for the first time since 1/2/99, also at Minnesota (120 yards). His 16-yard touchdown catch in that game was his first since 10/1/00 vs. Minnesota. **2000** – Production decreased in third NFL season (34 catches for 430 yards) as he missed seven games in the middle of the season with a break in the fifth metatarsal in his left foot suffered in non-contact practice drill, Oct. 13. Underwent surgery three days later to place a screw in the foot and returned to action for the team's final three contests...Led team with 27 receptions for 320 yards prior to injury...Biggest yardage game came vs. Tampa Bay, Sept. 17, with six grabs for season-high 93 yards and a season-long 50-yard grab...Among two catches at Chicago, Sept. 24, was a 36-yard touchdown catch...Tied his career-high the following week vs. Minnesota, Oct. 1, with eight receptions for 85 yards, including a nine-yard TD... Returned to action at Green Bay, Dec. 10, after missing seven games, and caught three passes for a team-high 86 yards, including a 39-yard grab. **1999** – Finished with 81 catches for 1,338 yards and seven TDs (all team- and career-highs) and was named by teammates as both the Bobby Layne Offensive Most Valuable Player and the Chuck Hughes Most Improved Player...Yardage total ranked as the third-highest single-season tally in club annuals, and reception total ranked seventh...1,338 yards receiving was fifth in the NFL and his 81 grabs tied for 10th...Had a career-long 77-yard scoring grab at Arizona, Nov. 14, a 45-yard TD vs. Chicago, Nov. 25, and two additional scores from 41 yards...In opener at Seattle, Sept. 12, had seven receptions for 141 yards and two TDs...Had 99 yards on six catches, including a 41-yard touchdown, vs. San Diego, Oct. 10...Enjoyed a particularly prolific month of November, with 28 receptions for 508 yards and four TDs (one in each game)...Equaled career high with eight catches in two of four games in the month, including a career-best 163 yards and

! playernotes



He has been a scoring threat on every snap when healthy, with 10 of his 16 career touchdowns traveling more than 25 yards.


Had a breakout season in 1999 with 1,338 receiving yards, the third-best single-season total in Detroit history.

Teammate and top target of QB Aaron Brooks at the University of Virginia in 1997.

a TD vs. St. Louis, Nov. 7, when he earned NFC Offensive Player of the Week honors...Second-consecutive outing over 100 yards with five catches for 142 yards at Arizona, Nov. 14...Posted third straight game over the century mark at Green Bay, Nov. 21, with team-high eight grabs for 112 yards and a TD...Among 122 yards receiving vs. Washington, Dec. 5, was a 70-yard non-scoring grab (five catches)...Had a big day in regular season finale at Minnesota, 1/2/00, tying career-high with eight catches for 120 yards. **1998** – Caught 25 passes for 464 yards and three TDs, two of which were over 50 yards (53 and 68-yards)...Had 14 of his 25 catches came in final five games...Had one-handed, 68-yard TD catch vs. Chicago, Nov. 15...Ran a reverse vs. Pittsburgh, Nov. 26, for 35 yards...Missed the last two contests due to a separated shoulder suffered at San Francisco, Dec. 14.

COLLEGE – Left Virginia ranking second on the school's all-time record chart with 122 receptions and third with 2,142 receiving yards...Led team with 53 catches for 969 yards (18.3 avg.) and nine TDs as a senior in 1997...Closed out career with nine receptions for 162 yards and a pair of scores vs. Virginia Tech, extending his string to 27-straight games with at least one catch...Started 10 games as a junior in 1996, catching 33 passes for 687 yards (20.8 avg.) and three TDs...Started six games as a sophomore in 1995, finishing third on the team with 27 catches for 371 yards (13.7 avg.) and five touchdowns...Appeared in eight games as a true freshman in 1994, making nine catches for 115 yards (12.8 avg.) and two touchdowns.

PERSONAL – Three-time All-Conference and two-time All-State wide receiver and defensive back at North Forsyth (Winston-Salem, N.C.) High...Caught 36 passes for 377 yards and four touchdowns as a prep senior in 1993...Lettered three times in basketball, earning All-City, All-Region, All-County and All-Conference honors as a senior in 1993...Set a school season-record with 40 receptions for 659 yards and seven touchdowns as a prep junior in 1992...Also competed in track in high school...Anthropology major at Virginia... One of six children (four brothers, one sister)...Born Germane L. Crowell in Winston-Salem, N.C.



Spencer FOLAU

71

HEIGHT: 6-5 **WEIGHT:** 310
COLLEGE: Idaho
JOINED SAINTS: UFA-02
NFL EXPERIENCE: 8th Season
BIRTHDATE: 4/5/73

T

NFL CAREER – An important part of the offensive front because of his versatility, Folaau is a tough, athletic lineman who has played in 75 career games, with 40 starts. In 2003, he started at right guard in place of injured G LeCharles Bentley vs. the New York Giants, Dec. 14, but suffered a knee injury in the contest and was placed on injured reserve, Dec. 19. Was an Unrestricted Free Agent before agreeing to terms with the Saints on a three-year contract, 3/12/04.

CAREER TRANSACTIONS – Signed three-year contract with Saints (UFA), 3/17/04; Agreed to terms on three-year contract with Saints (UFA), 3/12/04; Placed on injured reserve, 12/19/03; Agreed to terms with the Saints on a two-year contract (UFA), 3/26/02; Signed by Miami Dolphins, 7/28/01; Re-signed by Baltimore Ravens to three-year contract, 11/3/98; Waived by Baltimore Ravens, 10/28/98; Re-signed to Baltimore Ravens practice squad, 10/30/96; Waived by Baltimore Ravens, 8/26/96; Signed by Baltimore Ravens as an undrafted free agent, 4/26/96.

2003 – Saw action on special teams and at RG and LT as a reserve in first 13 games...Started 40th game of his career vs. New York Giants, Dec. 14, before suffering sprained left knee in fourth quarter...Placed on injured reserve, Dec. 19. Knee injury required surgery. **2002** – Started all 16 games for the first time in his career, 14 at RT and two at RG...Started at RT in games 1-9 and 12-16...Started at RG in games 10-11, when G LeCharles Bentley was sidelined with a sprained ankle. **2001** – Started 15 games at LT and served a reserve role once...Made first start with Dolphins vs. Oakland, Sept. 23...Made Dolphins debut in a reserve role at LT at Tennessee, Sept. 9...Started playoff game vs. Baltimore, 1/12/02. **2000** – Played in 11 regular season

i germanecrowell



Year	Team	RECEIVING					RUSHING						
		GP/GS	No.	Yds.	Avg.	LG	TD	No.	Yds.	Avg.	LG	TD	Pts.
1998	Detroit	14/2	25	464	18.6	68t	3	1	35	35.0	35	0	18
1999	Detroit	16/15	81	1,338	16.5	77t	7	5	38	7.6	20	0	42
2000	Detroit	9/7	34	430	12.6	50t	3	1	12	12.0	12	0	18
2001	Detroit	5/4	22	289	13.1	46t	2	4	34	8.5	11	0	12
2002	Detroit	10/5	22	201	9.1	22t	1	0	0	0.0	0	0	6
2003	Did Not Play												
Totals		54/33	184	2722	14.8	77t	16	8	91	11.4	35	0	96

CAREER HIGHS: Receptions — 9, at Minnesota (10/14/01); Receiving Yards — 163, vs. St. Louis (11/7/99); Long Reception — 77t, at Arizona (11/14/99); Receiving TDs — 2, at Seattle (9/12/99); Rushes — 1 (8x), last time at Cleveland (9/23/01); Rushing Yards — 35, vs. Pittsburgh (11/26/98); Long Rush — 35, vs. Pittsburgh (11/26/98); Rushing TDs — 0.

POSTSEASON STATISTICS

Year	Team	RECEIVING					Pts.	
		GP/GS	No.	Yds.	Avg.	LG		TD
1999	Detroit	1/0	5	41	8.2	16	0	0
Totals		1/0	5	41	8.2	16	0	0

CAREER HIGHS: Receptions — 5, at Washington (1/8/00); Receiving Yards — 41, at Washington (1/8/00); Long Reception — 16, at Washington (1/8/00); Receiving TDs — 0.

! playernotes



Versatile blocker can play both guard and tackle and has been an important cog on the offensive front over the last two seasons.

Played in 14 games in 2003 with one start at right guard before suffering a knee injury and being placed on injured reserve, Dec. 19.

Started 14 contests at right tackle and two games at right guard for New Orleans in 2002, marking the first time in his career that Folaau opened all 16 games in a season.

Started 15 games in 2001 at left tackle for the Miami Dolphins.

SAINTS MAKING A DIFFERENCE: Extremely active in the community, Folaau has visited Children's Hospital of New Orleans on multiple occasions, participated in the "Taste of the Saints" fundraiser for Second Harvesters Food Bank and took part in the club's annual Thanksgiving Turkey Giveaway.

games for the Super Bowl Champion Baltimore Ravens with four starts, including three at RT and one at LT...Also saw action in two playoff games in a reserve role, playing in the AFC Championship Game at Oakland, 1/14/01, and in Super Bowl XXXV vs. the N.Y. Giants, 1/28/01. **1999** – Started at Tennessee, Oct. 10...Saw most extended action vs. the Rams, Sept. 12, and Titans, Oct. 10...On inactive list at Cleveland, Nov. 7, vs. Buffalo, Oct. 31 and vs. Kansas City, Oct. 21 due to a knee injury suffered in practice during bye week. **1998** – Started final three games at RT for an injured Orlando Brown...Made first NFL start at right tackle vs. Minnesota, Dec. 13...On inactive list for 11 games, but was not on roster for Jaguars, Nov. 11, as he was waived on Oct. 28, and re-signed, Nov. 3. **1997** – Saw action in 10 games, primarily on special teams...Active, but did not play vs. Arizona, Nov. 23...Inactive for five previous contests...Saw first offensive action of the season in reserve duty, as well on special teams, at Tennessee, Sept. 21. **1996** – After signing as a rookie free agent, he spent the last half of the season on the practice squad, then joined the Rhein Fire in the World League...Started at left tackle for an offensive line (the 7-3 Fire) that allowed only one QB sack in the regular season, which was ruled a slip by the quarterback...The Fire advanced to the World Bowl against the Barcelona Dragons (a 38-24 loss).

COLLEGE – Former defensive tackle at Idaho made a successful conversion to offensive tackle in the NFL...As a senior in 1995, Folau was an honorable mention All-Big Sky Conference selection...Started all 23 games of his senior and junior years at defensive tackle...Recorded 70 tackles, seven for losses, a forced fumble, three pass deflections, and three sacks as a sophomore in 1993...Started three games at DT as a freshman in 1992...Redshirted in 1991 due to a fractured ankle suffered in all-star game during the summer of 1991...Majored in General Studies.

PERSONAL – Led Sequoia (Redwood City, Calif.) HS in tackles for two seasons, totaling 91 as a senior...Also played tight end, catching 18 passes for 300 yards...Before signing with the Ravens as a free agent, Folau was working for his father's landscaping business in Redwood City...A native of Tonga, an island nation in the South Pacific, his parents met when his mother, who is from Wyoming, was a nurse in the Peace Corps...Spencer and his wife, Heather, have a daughter, Hannah...Last name is pronounced fo-lau (rhymes with "how")...Full name: Spencer Sione Folau...Born April 5, 1973 in Nuku Alofa, Tonga.

i spencerfolau



Games Played/Started: Baltimore — (1997, 10/0); (1998, 3/3); (1999, 5/1); (2000, 11/4); Miami — (2001, 16/15); New Orleans — (2002, 16/16); (2003, 14/1) Total: 75/40 (Baltimore: 29/8; Miami 16/15; New Orleans 30/17).

Postseason Games Played/Started: Baltimore — (2000, 2/2); Miami — (2001, 1/1) Total: 3/3 (Baltimore: 2/2; Miami: 1/1).



Jerry FONTENOT 62

HEIGHT: 6-3 WEIGHT: 300

COLLEGE: Texas A&M

JOINED SAINTS: UFA-97 (Chi)

NFL EXPERIENCE: 16th Season

BIRTHDATE: 11/21/66

C

NFL CAREER – Veteran center was acquired by Saints as an Unrestricted Free Agent from the Chicago Bears in 1997 and has been an important part of the offensive line since. Fontenot has started 100 games for New Orleans. He had not missed an NFL game as prior to sustaining a season-ending knee injury vs. New England, 10/4/98, seeing action in 148 consecutive games up to that point. With a start at center in that game, he had extended his consecutive starts streak to 106, which dated back to the 10th game of 1991 when he was with Chicago. Since coming back from the injury at the start of the 1999 season, Fontenot has started 80-straight contests. A native of Lafayette, La., Fontenot was originally a third-round pick by the Bears in 1989.

CAREER TRANSACTIONS – Re-signed by Saints to one-year contract (UFA), 5/13/04; Re-signed to a one-year contract with the Saints (UFA), 6/13/02; Re-signed with the Saints (UFA) to a three-year contract, 2/15/99; Placed by Saints on reserve/injured, 10/14/98; Signed with the Saints (UFA) to a three-year contract, 6/2/97; Re-signed by Chicago Bears to one-year contract, 6/10/96; Re-signed by Chicago Bears, 6/16/93; Signed by Chicago Bears to five-year contract, 4/27/89; Selected by Chicago Bears in the third round (65th overall) of the 1989 NFL Draft.

HONORS – **2002:** *USA Today* "All-Joe Team" Selection. **1990:** NFC Offensive Player of the Week (entire Chicago offensive line honored), Week 8.

2003 – Leader of the offensive front opened all 16 games for the fifth-straight season...Part of an offensive line that paved the way for 2,000 rushing yards on the season and nine-straight 100-yard performances by RB Deuce McAllister...Appeared in 100th game (all starts) for the Saints in finale vs. Dallas, Dec. 28, becoming only the 35th player in franchise history to reach the milestone. **2002** – Mainstay on the offensive front at center started all 16 games for the fourth-straight year for the Saints

! playernotes



Has started all 100 games he has played in for the Saints since being signed as an Unrestricted Free Agent in 1997, opening every contest in six of seven seasons with New Orleans.

Fontenot is the 35th player in franchise history to appear in 100 contests in a Saints' uniform.

A native of Lafayette, La., was with the Chicago Bears for eight seasons before joining the Saints. He has played in 228 NFL games in his career, with 189 starts.

SAINTS MAKING A DIFFERENCE: In conjunction with RB Deuce McAllister, Fontenot holds a yearly golf tournament that benefits Children's Hospital of New Orleans.


...Made one of the most memorable blocks by a Saints lineman in 2002, when he sprung WR Donte' Stallworth for a 34-yard touchdown catch-and-run by hustling in front of the screen pass and flattening a Green Bay defender, Sept. 15...Appeared in 200th career game at Detroit, Sept. 29...For his excellence without fanfare and enduring leadership qualities, Fontenot was named to *USA Today's* All-Joe Team. **2001** – Started 16 games at center for the third consecutive year for the Saints and remained one of the club's top blockers and a leader in the locker room. **2000** – Started 16 games, as well as both playoff contests at center...Season marked the ninth time in his career that he has started all 16 games and was also the 12th time in his career that he has appeared in all 16 games. **1999** – Started and played in all 16 games...Marked the eighth year of his career that he has started all 16 games...Also represented the 11th year of his career that he has seen action in all 16 games...All starts came at center...Recorded one tackle following a turnover and a fumble recovery. **1998** – Started the first four contests of the season before sustaining a season-ending knee injury vs. New England, Oct. 4...The injury snapped a string of 148 consecutive games played and 106 consecutive starts...Inactive the following week vs. San Francisco, Oct. 11, and placed on injured reserve, Oct. 14. **1997** – In his first season with the Saints, continued his string of consecutive games played and starts...Opened at center for all 16 contests for the sixth-straight season. **1996** – Started every game at center for the fifth-straight season. **1995** – Started every game at center for fourth-straight season...Did not miss a play all season...Played in 100th NFL game at St. Louis, Sept. 24. **1994** – Started all 16 games at center for third-consecutive season.. **1993** – Started every game at center and served as backup long-snapper. **1992** – Opened all 16 games at center in first year as starter. **1991** – Handled all punt-snapping duties during season...Made first career start at left guard at Tampa Bay, Sept. 8 (had started twice at center in 1990)...Started at LG for the remaining six games of the season. **1990** – Made first pro start at Phoenix, Oct. 28, and was part of offensive line named NFC Offensive Player of the Week as the Bears rushed for season-high 223 yards...Started two games at center...Handled all long-snapping duties: punts, field goals and extra points. **1989** – Saw action in all 16 games, mostly on special teams as punt snapper.

COLLEGE – First-team All-SWC at guard as a senior for Texas A&M...Played every position on offensive line...First-team All-SWC by *Dallas Times Herald* and second-team choice from the *Houston Post* and *Houston Chronicle* in junior season...UPI All-SWC pick as a sophomore...Redshirted in 1984...Majored in sociology.

PERSONAL – A standout performer at Lafayette (La.) HS at offensive tackle and defensive end...Finished second in discus throw at the state finals as both a junior and a senior...He and his wife, Stephanie, have three daughters: Gabrielle, Madeleine, and Camille...Full name: Jerry Paul Fontenot...Born Nov 21, 1966 in Lafayette, La.

i jerryfontenot

Games Played/Started: Chicago — (1989, 16/0); (1990, 16/2); (1991, 16/7); (1992, 16/16); (1993, 16/16); (1994, 16/16); (1995, 16/16); (1996, 16/16); (1997, 16/16); (1998, 4/4); (1999, 16/16); (2000, 16/16); (2001, 16/16); (2002, 16/16); (2003, 16/16) **Total: 228/189 (Chicago: 128/89; New Orleans 100/100).**
ADDITIONAL STATS: Fumble Recoveries — (1989, 1); (1993, 1); (1999, 1); (2000, 1); (2002, 1); (2003, 2) **Total: 7**
Postseason Games Played/Started: Chicago — (1990, 2/0); (1991, 1/0); (1994, 2/2); **New Orleans** — (2000, 2/2) **Total: 7/4 (Chicago 5/2; New Orleans 2/2).**



Wayne GANDY 72

HEIGHT: 6-5 **WEIGHT:** 315 **T**
COLLEGE: Auburn
JOINED SAINTS: UFA-03 (Pit)
NFL EXPERIENCE: 11th Season
BIRTHDATE: 2/10/71

NFL CAREER – At the start of free agency in 2003, the Saints made a strong move by acquiring the premier tackle available in Gandy. The veteran blocker came through with another solid season, providing protection for QB Aaron Brooks' blind side and leading an offensive line that paved the way for the club to rush for 2,000 yards and average 4.5 yards per attempt. Gandy has started 152 games over the last 10 seasons and has only missed one contest since 1995. With dominating size and quick feet, Gandy has prototype ability to take on the league's top pass rushers.

CAREER TRANSACTIONS – Signed by Saints to a six-year contract (UFA), 3/2/03; Signed by Pittsburgh Steelers to four-year contract (UFA), 4/6/99; Selected by Los Angeles Rams in the first round of the 1994 NFL Draft (15th overall).

! playernotes

The Saints' hallmark free-agent signing of 2003 solidified the offensive line, starting all 16 games at the critical left tackle position.

Has started 152 of 159 games since being selected 15th overall in the 1994 NFL Draft by the Rams.

Established as one of the NFL's most accomplished offensive linemen, relying on a combination of athleticism, polished pass protection technique and run-blocking strength.

Started 73 games for the Rams before signing with Pittsburgh as an Unrestricted Free Agent in 1999. With the Steelers, he opened all 63 games he appeared in. Gandy has only missed one contest over the last nine seasons.

HONORS – **2001:** *Football Digest* All-Pro.

2003 – Veteran continued his consistently solid play in his first season in New Orleans and emerged as a quiet leader in the locker room...Started all 16 regular-season games, running his consecutive regular-season games started streak to 41-straight contests and 45 including the playoffs...Part of a unit that helped pave the way for RB Deuce McAllister's record-breaking season. McAllister finished second in the NFC with a career-high 1,641 yards (4.7 avg. on 351 carries) and posted a club-record nine-straight 100-yard games (from vs. Indianapolis, Sept. 28 to vs. Tampa Bay, Dec. 7). McAllister's nine-straight 100-yard performances tied for the third-longest streak in NFL history...Missed the second half vs. Indianapolis, Sept. 28, with hamstring injury, but returned to the lineup the following week. **2002** – Started all 16 regular-season games and both postseason contests...Started his third postseason game in Wild Card

72 Wayne GANDY T (cont.)

clash vs. Cleveland, 1/5/03, all with the Steelers...Started his fourth postseason game in Divisional Playoff game at Tennessee, 1/11/03. **2001** – Earned first-team All-Pro honors from Football Digest and selected as an alternate to the Pro Bowl...Turned in his 100th-consecutive start at Kansas City, Oct. 14...Had his string on 102-straight starts end vs. Baltimore, Nov. 4, because of a hamstring injury suffered Thursday prior to the game...Started the first postseason game of his career vs. Baltimore, 1/20/02...Also started AFC Championship vs. New England, 1/27/02. **2000** – Produced an excellent season despite playing the majority of it with a torn rotator cuff in his right shoulder...Helped the offense finish as the fourth-best rushing team in the NFL and one of only 10 units in the league to compile more than 2,000 yards. **1999** – Started every game at left tackle...Performed well in his Steelers debut, starting at left tackle in the season-opener at Cleveland, Sept. 12. Gandy was instrumental in the Steelers' offensive production of 460 total yards, including 213 rushing yards. **1998** – Started in all 16 games at right tackle for the Rams. **1997** – Showed versatility by starting Games 1-4 at left tackle, games 5-9 at right tackle, again at left tackle Games 10-12 when injury sidelined T Orlando Pace, then returned to right tackle for final four games... Played in 1,005 of possible 1,011 plays. **1996** – Started 16 games at left tackle... Received game ball from coaches vs. Atlanta, Nov. 10, allowed no sacks while helping Rams to 279 rushing yards. **1995** – Started 16 games at left tackle...Made first career start at left tackle against Green Bay, Sept. 3. **1994** – Played in 16 games with nine starts at right tackle...First Rams rookie tackle to start most of season since T Joe Carollo in 1962...Made first career start versus N.Y. Giants, Oct. 16, replacing injured Jackie Slater.


COLLEGE – Started 37 games during four-year career at Auburn...Earned first-team All-America honors from Football Writers Association...Unanimous All-Southeastern Conference selection as senior...Was a finalist for Outland Trophy...Started every game at left tackle as junior and senior.

PERSONAL – Was an All-State first-team selection as two-way lineman as senior for Haines City (Fla.) HS...Averaged 10 tackles per game and had 20 sacks as senior... Lettered three times in football, basketball and track...Member of National Honor Society...Born Feb. 10, 1971 in Haines City, Fla...Full name: Wayne Lamar Gandy.

i waynegandy



Games Played/Started: L.A. Rams — (1994 16/9); St. Louis — (1995, 16/16); (1996, 16/16); (1997, 16/16); (1998, 16/16); Pittsburgh — (1999, 16/16); (2000, 16/16); (2001, 15/15); (2002, 16/16); New Orleans — (2003 16/16) **Total: 159/152 (L.A. 16/9; St. Louis 64/64; Pittsburgh 63/63; New Orleans 16/16)**
Postseason Games Played/Started: Pittsburgh — (2001, 2/2); (2002, 2/2) **Total: 4/4**



Talman GARDNER 88

HEIGHT: 6-1 **WEIGHT: 210** **WR**
COLLEGE: Florida State
JOINED SAINTS: D7-03
NFL EXPERIENCE: 2nd Season
BIRTHDATE: 3/10/80

NFL CAREER – Rangy, physical wide receiver with speed is expected to make a strong push for playing time in 2004 after appearing in 10 games with one start as a rookie. Gardner had three catches for 29 yards last season after being promoted from the practice squad in October.

CAREER TRANSACTIONS – Signed by Saints to active roster, 10/4/03; Signed by Saints to practice squad, 9/3/03; Waived by Saints, 8/31/03; Signed to three-year contract, 7/23/03; Selected by the Saints in the seventh-round (231st overall) of the 2003 NFL Draft.

2003 – Played in 10 games, with one start...Spent the first four games of the season on the practice squad before being signed to the active roster, Oct. 4...Finished season with three catches for 29 yards (9.7 avg.)...Declared inactive at Atlanta, Oct. 19, and at Jacksonville, Dec. 21...Started at WR vs. Carolina and had a catch for 11 yards...Had two catches for 18 yards at Philadelphia, Nov. 23...Recorded four special teams tackles on the season...Posted four catches for 31 yards during the preseason... Signed to practice squad, Sept. 3, the day after the final roster cutdown to 53 players.

COLLEGE – Finished career at Florida State with 90 catches for 1,595 yards and ranked 10th on the school's all-time list with 19 touchdowns...Also returned 28 kicks for 608 yards...Started all 14 games in 2002 and recorded 38 receptions for 625 yards and eight TDs...Appeared in 11 games in 2001 and ranked second on the team with 33 receptions for 64 yards, while his 11 touchdowns ranked as the fifth-highest single-season total in school history...Played in 11 games as a sophomore, catching 12 passes for 198 yards...In 1999 as a redshirt freshman played in 11 games, posting seven catches for 123 yards and eight kickoff returns for 172 yards.


PERSONAL – Earned Parade All-American honors and was a second team All-USA selection by USA Today at McDonough (New Orleans) HS...Caught 47 passes for 944 yards (20.1-yard avg.) and 13 touchdowns as a senior...In track, was the state champion in the 200 meter as a junior and a senior...Born March 10, 1980 in New Orleans.

i talmangardner



Year	Team	RECEIVING						
		GP/GS	No.	Yds.	Avg.	LG	TD	Pts.
2003	New Orleans	10/1	3	29	9.7	11	0	0
Totals		10/1	3	29	9.7	11	0	0

CAREER HIGHS: Receptions — 2, at Philadelphia (11/23/03); **Receiving Yards** — 18, at Philadelphia (11/23/03); **Long Reception** — 11, (2x) vs. Carolina (10/26/03) & at Philadelphia (11/23/03); **Receiving TDs** — 0.

**Sam
GASH****23****FB****HEIGHT: 6-0 WEIGHT: 232****COLLEGE: Penn State****JOINED SAINTS: UFA-04 (Buf)****NFL EXPERIENCE: 13th Season****BIRTHDATE: 3/7/69**

NFL CAREER – Rugged veteran has ranked among the NFL's best fullbacks over the last decade, including being selected to the Pro Bowl in 1998 and 1999. Known for his hard-nosed play and strong leadership, Gash started 10 of 16 games for the Buffalo Bills in 2003. While the 13-year veteran is an accomplished receiver and can earn the tough yards between the tackles, he has forged a reputation throughout the league for his blocking. Gash has started 78 of 177 regular-season games and has also appeared in 11 postseason contests with seven starts, including Super Bowl XXXV with the Baltimore Ravens. In his first stint with Buffalo in 1999, he became the first back ever selected to the Pro Bowl without recording a rushing attempt. Gash entered the NFL in 1992 as an eighth-round pick out of Penn State by the New England Patriots, where he played for six seasons (1992-97). He spent 1998-99 with Buffalo before playing for the Ravens from 2000-02 and re-joining the Bills in 2003.

CAREER TRANSACTIONS – Signed by Saints to one-year contract (UFA) 3/16/04; Signed by Buffalo Bills to one-year contract (UFA), 3/31/03; Re-signed to one-year contract by Baltimore Ravens, 9/2/02; Released by Baltimore Ravens, 2/27/02; Re-signed to two-year contract by Baltimore Ravens, 6/11/01; Signed by Baltimore Ravens to one-year contract, 8/7/00; Released by Buffalo Bills, 4/14/00; Signed to three-year contract by Buffalo Bills, 3/5/98; Placed on injured reserve by New England Patriots, 12/10/96; Re-signed to three-year contract by New England Patriots, 5/5/95; Signed three-year contract with New England Patriots, 6/10/92; Selected in the eighth-round (205th overall) of the 1992 NFL Draft by the New England Patriots.

HONORS – **1999:** Pro Bowl; **1998:** Pro Bowl; Second-team All-Pro by Associated Press, *Football Digest* and *Pro Football Weekly*.

2003 – Started 10 of 16 games for the Bills, posting one rush for three yards and 11 receptions for 83 yards...Lead blocker for RB Travis Henry on three TD carries at Jacksonville, Sept. 14...Recorded only carry of the season at Miami, Sept. 21, for three yards...Hauled in a season-high three passes for 32 yards vs. Cincinnati, Oct. 5...Caught one pass for 16 yards and helped Henry to 167 yards rushing at New York Jets, Oct. 12...Had one reception for 11 yards and served as lead blocker for Henry to record a career-best 167 rushing yards vs. the Jets, Dec. 7...Had two grabs for six yards in finale at New England, Dec. 27. **2002** – Again proved to be a strong veteran presence and leader in third season with the Ravens...Played in 11 games, primarily on special teams...On the active roster, but did not play, at Indianapolis, Oct. 13...Declared inactive vs. Tampa Bay, Sept. 15, vs. Denver, Sept. 30 and at Cleveland, Oct. 6...Re-signed with the Ravens on Sept. 2. **2001** – Saw action in all 16 games for Baltimore and started four contests at FB...Finished the year with two rushing attempts and nine receptions (one for a TD) but his true contributions once again came as a punishing lead blocker...Caught two passes, including the Ravens first touchdown of the

23 SamGASH FB**(cont.)**

season, a six-yard pass from QB Elvis Grbac in the Ravens 17-6 win vs. Chicago, Sept. 9...Helped pave the way for 207 yards rushing, fourth-highest in team history, vs. Tennessee, Oct. 7...Both rushing attempts for the season came in 16-0 win vs. Cincinnati, Dec. 23. **2000** – Signed with the Ravens, Aug. 7, after starting fullback Charles Evans went down with a triceps injury...Went on to play in 15 regular season games with four starts...Key part of the Ravens setting a team record with 2,199 rushing yards...Started and helped block for Jamal Lewis' 102 yards rushing in the Ravens' 34-7 Super Bowl XXXV win over the Giants, 1/28/01...Caught a two-yard TD pass for a 14-7 Ravens' lead in the 44-7 win over Cleveland, Nov. 26, his first TD as a Raven...Honored with a game ball for his efforts in the Ravens' 27-0 shutout win over Dallas, Nov. 19, when he served as the lead blocker for a Ravens' running game that gained a team-record 250 yards. **1999** – Made his second-straight Pro Bowl appearance after a stellar season with Buffalo...Became the only back in NFL history to make the Pro Bowl without recording a rushing attempt...Played in 15 games with 11 starts, and caught 20 passes for 163 yards and two TDs...Caught a career-long 31-yard touchdown pass, breaking several tackles along the way, in helping give the Bills a 17-7 win over New England, Nov. 28. **1998** – Earned first career Pro Bowl selection...Also earned second-team All-Pro honors from the Associated Press, *Football Digest* and *Pro Football Weekly*...Played in all 16 games and started 12 at FB...Only non-starts came when the team opened in a one-back set...Caught three TD passes for

! playernotes**One of the NFL's most dominant fullbacks and a two-time Pro Bowl pick.****As testament to his blocking prowess, in 1999 Gash became the first back ever selected to the Pro Bowl without recording a rushing attempt.****Has appeared in 11 postseason contests (seven starts), including Baltimore's Super Bowl XXXV victory over the New York Giants.**

the second-straight season...Caught the last TD pass QB John Elway threw in the NFL with a one-yard reception at the Pro Bowl...Recorded his third TD catch of the season in the finale at New Orleans, Dec. 27...Tied for the team lead with five catches for 45 yards in win at Indianapolis, Nov. 22. **1997** – Appeared in all 16 games for New England and made five starts at FB, sharing time with Keith Byars...Caught a career-high six passes for 46 yards at Jacksonville, Dec. 7...Had three receiving touchdowns on the season. **1996** – Started nine of the first 14 games before suffering a season-ending knee injury in the second half vs. New York Jets, Dec. 8...Placed on injured reserve, Dec. 10...Was the team's first-string fullback, but did not start in five of the first 14 games when New England opened in a two-tight end set...Selected as a first alternate to the Pro Bowl...Finished with a career-high 33 receptions for 276 yards and two TDs. **1995** – Started 12 of 15 games at fullback and was instrumental in helping rookie running back Curtis Martin establish franchise rushing records of 1,487 yards and 14 touchdowns...Only game missed was vs. Denver, Oct. 8, due to a toe injury...Saw action in 15 contests, though was not credited with a start on three occasions when the Patriots opened in two-TE formations...Recorded his first career receiving TD at Atlanta, Oct. 1...Received the Patriots' "Unsung Hero" award, given annually to the player whose contributions, both on and off the field, exceed expectations. **1994** – Played in 13 games and started six of the last seven contests at FB...Of his 30 rushing attempts, 29 came in the season's final five contests...Established career highs at Buffalo, Dec. 18, with 56 rushing yards on 15 carries...Preseason hamstringing

injury led to his deactivation for the first three games. **1993** – Started four of his first five games at fullback before a knee injury at Arizona, Oct. 10, led to his deactivation the following week vs. Houston, Oct. 17...Finished the season ranked fourth on the squad with 149 rushing yards on 48 carries with a TD. **1992** – Saw action in 15 games almost exclusively on special teams...Had just five carries, but recorded his first career TD with a one-yard scoring plunge vs. Miami, Dec. 7.

COLLEGE – Was Penn State's top fullback as a junior and senior...Was offensive captain as a senior and had a career-high 391 rushing yards and three TDs on 87 carries...Started every game as a junior and posted 315 yards and five TDs on 95 carries...Received a medical redshirt in 1989 due to a fractured fibula...Was Penn State's goal-line specialist as a sophomore, scoring seven times inside the 10-yard line.

PERSONAL – Full Name: Samuel Lee Gash, Jr...Nickname is "Smash"...An Adidas All-America and earned All-State Honors at Hendersonville (N.C.) H.S...Finished prep career with 4,739 yards and 72 TDs...Brother, Eric, played with Washington in 1992...Earned liberal arts degree with an emphasis in speech communication, marketing and management...Married (Alicia) and has four children – daughter Samantha and sons Kolby, Elijah, and Isaiah.

i samgash




Year	Team	GP/GS	RUSHING					RECEIVING					Pts.
			No.	Yds.	Avg.	LG	TD	No.	Yds.	Avg.	LG	TD	
1992	New England	15/0	5	7	1.4	4	1	0	0	0.0	0	0	6
1993	New England	15/4	48	149	3.1	14	1	14	93	6.6	15	0	6
1994	New England	13/6	30	86	2.9	10	0	9	61	6.8	19	0	0
1995	New England	15/12	8	24	3.0	9	0	26	242	9.3	30	1	6
1996	New England	14/9	8	15	1.9	3	0	33	276	8.4	28	2	12
1997	New England	16/5	6	10	1.7	4	0	22	154	7.0	19	3	18
1998	Buffalo	16/12	11	32	2.9	11	0	19	165	8.7	20	3	18
1999	Buffalo	15/11	0	0	0.0	0	0	20	163	8.2	31	2	12
2000	Baltimore	15/4	2	2	1.0	1	0	6	30	5.0	9	1	6
2001	Baltimore	16/4	2	-1	-0.5	0	0	9	80	8.9	16	1	6
2002	Baltimore	11/0	0	0	0.0	0	0	0	0	0.0	0	0	0
2003	Buffalo	16/10	1	3	3.0	0	0	11	83	7.5	18	0	0
Totals		177/77	121	327	2.7	14	2	169	1,347	8.0	311	13	90

CAREER HIGHS: Rushes — 15, at Buffalo (12/18/94); Rushing Yards — 56, at Buffalo (12/18/94); Long Rush — 14, at Buffalo (11/15/93); Rushing TDs — 1 (2x), Last time vs. Seattle (9/19/93); Receptions — 6, at Jacksonville (12/7/97); Receiving Yards — 56, vs. Indianapolis (11/24/96); Long Reception — 31, vs. New England (11/28/99); Receiving TDs — 1 (13x), Last time vs. Chicago (9/9/01).

POSTSEASON STATISTICS

Year	Team	GP/GS	RUSHING					RECEIVING					Pts.
			No.	Yds.	Avg.	LG	TD	No.	Yds.	Avg.	LG	TD	
1994	New England	1/1	0	0	0.0	0	0	0	0	0.0	0	0	0
1996	New England	Injured Reserve											
1997	New England	2/1	0	0	0.0	0	0	2	9	4.5	6	0	0
1998	Buffalo	1/1	0	0	0.0	0	0	1	9	9.0	9	0	0
1999	Buffalo	1/1	0	0	0.0	0	0	1	6	6.0	6	0	0
2000	Baltimore	4/3	1	0	0.0	0	0	1	7	7.0	7	0	0
2001	Baltimore	2/1	0	0	0.0	0	0	1	13	13.0	13	0	0
Totals		11/8	1	0	0.0	0	0	6	44	7.3	13	0	0

POSTSEASON CAREER HIGHS: Rushes — 1, at Tennessee (1/7/01); Rushing Yards — 0; Long Rush — 0; Rushing TDs — 0; Receptions — 1 (6x), last time at Miami (1/13/02); Receiving Yards — 13, at Miami (1/13/02); Long Reception — 13, at Miami (1/13/02); Receiving TDs — 0.



Steve GLEASON 37

HEIGHT: 5-11 WEIGHT: 212

COLLEGE: Washington State

JOINED SAINTS: FA-01

NFL EXPERIENCE: 4th Season

BIRTHDATE: 3/19/77

S

NFL CAREER – While Gleason adds quality depth to the secondary, he has really sparkled on special teams over the last three seasons. After leading the Saints with 27 special teams stops (17 solo) in 2002, he paced the unit again in 2003 with 21 tackles, including 14 solo. His leadership helps give the Saints one of the league's most aggressive and effective coverage units, and Gleason has also recorded a blocked punt in each of the last two seasons.

CAREER TRANSACTIONS – Signed one-year contract (RFA) with Saints, 5/3/04; Tendered one-year qualifying offer by Saints, 2/26/04; Re-signed by Saints, 11/25/01; Waived by Saints, 9/2/01; Signed by Saints off practice squad, 12/3/00; Signed to Saints practice squad, 11/21/00; Released by Indianapolis Colts, 8/27/00; Signed as undrafted free agent by Indianapolis Colts, 4/20/00.

HONORS – 2002: NFC Special Teams Player of the Week, Week 10.

2003 – Played in all 16 games for the first time in his career...The bulk of his contributions came on special teams, where he led the coverage units with 21 tackles (14 solo)...Blocked a punt vs. Carolina, Oct. 26. Gleason blocked a punt by Panthers P Todd Sauerbrun with nine seconds remaining in the second quarter, and the loose ball was recovered by S Deveron Harper at the Carolina 29. K John Carney booted a 46-yard field goal on the next play to end the first half...Was in on at least one special teams tackle in 13 of 16 contests...At Tampa Bay, Nov. 2, had three stops on special teams (two solo) and a fumble recovery off a punt return in the fourth quarter. **2002** – Played in 14 games and was the team's leading special teams tackler with 27 stops (17 solo) despite missing two contests with injuries...Gleason also added a solo tackle on defense and recorded a blocked punt...Saw limited action at safety in dime packages in addition to special teams vs. San Francisco, Oct. 20, and led special teams unit with four tackles...Saw action in dime package at safety and on special teams vs. Atlanta,

! playernotes



Gleason has emerged as one of the NFL's best special teams performers over the last two seasons, posting a team-high 47 special teams tackles and two blocked punts since 2002.

SAINTS MAKING A DIFFERENCE: One of the most active players in the community, Gleason made several visits to area schools last season to talk about the importance of reading and often brought his own books to share with the students. Known for his shoulder-length hair previously, Gleason also had his hair cut in December, with the discarded locks used to make a wig for a child cancer patient as part of the "Locks of Love" program.

Oct. 27, and recorded a solo tackle and a special teams tackle...At Carolina, Nov. 10, Gleason blocked a punt late in the third quarter to give the Saints a possession deep in Panthers territory, leading to a short touchdown drive which would give the Saints a 20-17 lead...For his blocked punt, which was the first for the Saints since 1997, Gleason was named NFC Special Teams Player of the Week...Forced to leave the game in second quarter with right knee injury vs. Minnesota, Dec. 15, and did not return...Underwent arthroscopic surgery, Dec. 17, and was declared inactive for final two contests of seasons. **2001** – Appeared in the final seven games on special teams with three special teams tackles and a special teams fumble recovery...His first-quarter fumble recovery on a kickoff return at the Atlanta 20 put the Saints in position to score a touchdown and assume 14-7 lead, Dec. 9...Played for the Rhein Fire of NFL Europe in Spring of 2001, recording 17 tackles, two passes defended and five special teams tackles. **2000** – After being signed off the practice squad, saw limited special teams action in three games and in one playoff game, recording four special teams tackles...Had three special teams tackles at San Francisco, Dec. 10...Declared inactive for finale vs. Rams, Dec. 24, due to knee injury...Saw action on special teams in NFC Wild Card playoff vs. St. Louis, Dec. 30...On inactive list for NFC Divisional Playoff at Minnesota, 1/6/01.

COLLEGE – Four-year letter-winner at linebacker at Washington State, finishing with 282 tackles (188 solo)...11 games with 10 starts in 1999 and was team co-captain...Second on team with 98 tackles (44 solo) in 1999...Recorded 70 tackles (50 solo) and four sacks for minus-34 yards as a junior in 1998, playing in 10 games, starting eight...All-Pac-10 Honorable Mention selection at linebacker while starting all 12 games at LB as a sophomore in 1997 and posting 100 tackles (82 solo).

PERSONAL – After the 2002 season Gleason spent a month hiking and diving in Ecuador and went snow-boarding in Idaho. He spent a month of the 2003 offseason in New Zealand...Three-year letter-winner in football and baseball at Gonzaga (Calif.) Prep...Full name: Stephen Michael Gleason...Born March 19, 1977 in Gonzaga, Calif.

i stevegleason

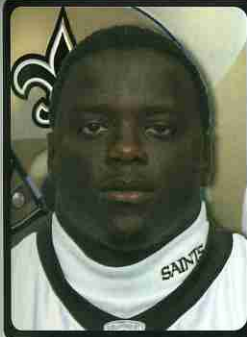


Year	Team	GP/GS	S	A	TT	Sk.-Yds.	Int-Yds.-LG	PD	FF	FR
2000	New Orleans	3/0	0	0	0	0-0	0-0-0	0	0	0
2001	New Orleans	7/0	0	0	0	0-0	0-0-0	0	0	0
2002	New Orleans	14/0	1	0	1	0-0	0-0-0	0	0	0
2003	New Orleans	16/0	0	0	0	0-0	0-0-0	0	0	0
Totals		40/0	1	0	1	0-0	0-0-0	0	0	0

ADDITIONAL STATS: Special Teams Tackles — (2000, 4); (2001, 3); (2002, 27); (2003, 21) **Total: 55.** Special Teams Fumble Recoveries — (2001, 1); (2003, 1) **Total: 2.** Punt Blocks — (2002, 1); (2003, 1) **Total: 2.**

POSTSEASON STATISTICS

Year	Team	GP/GS	S	A	TT	Sk.-Yds.	Int-Yds.-LG	PD	FF	FR
2000	New Orleans	1/0	0	0	0	0-0	0-0-0	0	0	0
Totals		1/0	0	0	0	0-0	0-0-0	0	0	0



Charles GRANT

94

HEIGHT: 6-3 **WEIGHT:** 290 **DE**
COLLEGE: Georgia
JOINED SAINTS: D1b-02
NFL EXPERIENCE: 3rd Season
BIRTHDATE: 9/3/78

NFL CAREER – Young defensive end had a stellar 2003 season and is expected to be a building block of the defensive front for years to come. A relative newcomer to his position who shows significant improvement each season, Grant has started 22 of 32 games in his career and posted 96 tackles, 17 sacks for minus-82 yards, seven forced fumbles and a fumble recovery. Grant, who started all 16 games for the first time in his career in 2003, finished last season with a team-high 10 sacks (also a career-high) and three forced fumbles while leading all defensive linemen with 53 tackles (39 solo). Former University of Georgia standout finished second on the team with seven sacks in 2002, the third-highest total by a rookie in franchise history. Was the second of two first-round picks (25th overall) for New Orleans in 2002, following WR Donte' Stallworth (13th overall).

CAREER TRANSACTIONS – Signed by the Saints, 7/27/02; Selected by the Saints in the first round (25th overall) of the 2002 NFL Draft.

2003 – After showing glimpses of his vast potential as a rookie, Grant came through with a big season and started all 16 games...Led the team with 10 sacks and three forced fumbles, led the defensive line with 53 tackles (39 solo)...Opened the season at LDE with six tackles, two sacks for minus-10 yards and a pass defense at Seattle, Sept. 7...Added a sack and five stops (two solo) in victory over Houston,

! playemotes



Emerged as an impact player in 2003, leading the team with a career-high 10 sacks and three forced fumbles.

Including final five games of his rookie season, Grant has recorded 15 sacks in his last 21 contests.

Combination of size, strength and quickness makes Grant a force vs. the run and a top pass-rusher.

Led the Saints' defensive linemen with 53 tackles in 2003 and knocked down five passes.

SAINTS MAKING A DIFFERENCE: Grant has wasted little time in becoming a fixture in the Saints' community relations efforts. In addition to making several appearances at local schools, Grant was the biggest financial contributor to Belle Chasse Naval Academy's fundraiser to improve the playground conditions and purchase new books for the library. The third-year veteran also adopted a little brother for the day in the club's NFL/United Way Hometown Huddle event, and was one of several Saints players to contribute time and money to the team's annual Thanksgiving benefit, where 1,000 underprivileged families were given turkeys with all the trimmings.

Sept. 14...Had five tackles (four solo), a pair of sacks and two forced fumbles vs. Chicago, Oct. 12. It was the third two-sack game of his career, joining the opener vs. Seattle and the two he had vs. Cincinnati as a rookie, 12/22/03. Blindside sack late in the second quarter forced a fumble by Bears QB Kordell Stewart, which was recovered by DE Willie Whitehead at the Chicago 23, leading to a Saints' field goal to end the half...Moved to RDE at Atlanta, Oct. 19 and had four solo tackles and an assist...Started the next six games at RDE with teammate Darren Howard recovering from wrist injury...Tied his career-high with eight stops and a sack vs. Carolina, Oct. 26...Tied his rookie season total with seventh sack of 2003 at Philadelphia, Nov. 23...At Washington, Nov. 30, recorded three tackles (two solo), a pass defense and a forced fumble...Had a sack in each of the final three games after moving back to LDE with Howard's healthy return, giving him 10 for the season (tied for sixth in the NFC). **2002** - Finished second with seven sacks for minus-40 yards, 36 tackles (32 solo), two passes defended, four forced fumbles and a fumble recovery...Appeared in 16 games and started six at LDE...Finished tied for 20th in the NFC in sacks...In NFL debut in opener at Tampa Bay, Sept. 8, Grant started at LDE and had a sack for minus-3 yards...Started at LDE for games 4-8, in place of an injured Willie Whitehead...Recorded a career-high eight tackles, a sack for minus-4 yards and a forced fumble vs. Pittsburgh, Oct. 6...Had a solo tackle, a pass defended and a 34-yard fumble return at Carolina, Nov. 10...Recorded a solo tackle, a sack for minus-12 yards and a forced fumble vs. Tampa Bay, Dec. 1...Had a tackle and a sack for minus-8 yards at Baltimore, Dec. 8...Posted four tackles, a career-high two sacks for minus-7 yards and a forced fumble at Cincinnati, Dec. 22...Recorded a solo tackle, a sack for minus-6 yards and a forced fumble vs. Carolina, Dec. 29.


COLLEGE - Three-year letterman and two-year starter at Georgia...Ended career with 136 tackles, 27 tackles-for-loss and 15 sacks...Sack total ranks sixth on the school's all-time list...Totaled 63 tackles and six sacks as a junior in 2001...As a freshman, recorded 33 tackles and seven sacks, while also seeing duty in offensive backfield, rushing for 79 yards and three TDs at fullback...Majored in arts and sciences.

PERSONAL - Played both offense and defense at Hargrave Military Academy in 1998...Scored three times as a fullback, adding three more scores on special teams...Registered 12 sacks and led the team with 84 tackles in 1998...Also had two interceptions...Was a Parade Magazine 1997 All-American...Tied Herschel Walker's state single season touchdown record with 45 in 1997 and added 3,472 all-purpose yards...Totaled 101 touchdowns in his three-year career at Miller County...Cousin of NFL DE Kavika Pittman and Chicago Bears DE Phillip Daniels...Born Sept. 3, 1978 in Colquitt, Ga.

i charlesgrant

Year	Team	GP/GS	S	A	TT	Sk.-Yds.	Int.-Yds.-LG	PD	FF	FR
2002	New Orleans	16/6	32	4	36	7-40	0-0-0	2	4	1
2003	New Orleans	16/16	47	14	61	10-42	0-0-0	5	3	0
Totals		32/22	79	18	97	17-82	0-0-0	7	7	1

ADDITIONAL STATS: Kickoff Returns — (2002, 2 ret., 10 yds., 5.0 avg., 5 LG) **Total: 2 ret., 10 yds., 5.0 avg., 5 LG**
CAREER HIGHS: Tackles — 8, vs. Carolina (10/26/03); Sacks — 2, (3x) last time vs. Chicago (10/12/03); Interceptions — 0; Int. Ret for TD — 0; Forced Fumbles — 2, vs. Chicago (10/12/03); Fumble Recoveries — 1, at Carolina (11/10/02); Fumbles Ret for TD — 1, vs. Carolina (11/10/02).



Cie GRANT

58

LB

HEIGHT: 6-0 WEIGHT: 235
 COLLEGE: Ohio State
 JOINED SAINTS: D3-03
 NFL EXPERIENCE: 2nd Season
 BIRTHDATE: 11/27/79

NFL CAREER - A sure tackler with rare speed for his position, Grant is expected to battle for a starting spot in his second NFL season. He suffered knee and calf injuries as a rookie that slowed his production and development in 2003, but he has flashed the instinctive, hard-nosed play that the team seeks at middle linebacker.

CAREER TRANSACTIONS - Agreed to terms with Saints on a three-year contract, 7/25/03; Selected by Saints in the third-round (86th overall) of 2003 NFL Draft.

2003 - Played in eight games, primarily on special teams...Posted four stops on special teams (three solo) and one defensive tackle...Had three tackles (two solo) during the preseason...Declared inactive for the first five games due to a knee injury...Saw first playing time on special teams vs. Chicago, Oct. 12...Suffered a right calf injury at Washington, Nov. 30...Declared inactive for final four games of the season.


COLLEGE - Played cornerback, strong safety, free safety and outside linebacker while at Ohio State...Started 11 games and played in all 13 in 2002 at linebacker, finishing with 71 tackles (50 solo), four sacks and an interception...In four seasons (46 games), recorded 146 tackles (111 solo) with four sacks for minus-36 yards, four interceptions for 44 yards in returns, a fumble recovery and a forced fumble...At Fiesta Bowl in 2002 National Championship game vs. Miami (Fla.), 1/3/03, had seven stops, including the a game-saving tackle of Hurricane QB Ken Dorsey to preserve a 31-24 double-OT win...In 2001, started 11 of 12 games at CB and had 56 tackles (45 solo) with three interceptions for 21 yards in returns and a 35-yard fumble return...Was a reserve linebacker in 2000 and backup safety in 1999...Redshirt freshman in 1998.

PERSONAL - English major at Ohio State...Attended New Philadelphia (Ohio) HS...An All-State performer as a senior...Ran for 2,357 yards and scored 25 TDs during prep career as a tailback and had 171 career tackles as a linebacker and safety... Also a four-year high school letterman in track...Given first name is Willie, but mother has called him "Cie" ever since he can remember...Born Nov. 27, 1979 in Dover, Ohio.

i ciegrant

Year	Team	GP/GS	S	A	TT	Sk.-Yds.	Int.-Yds.-LG	PD	FF	FR
2003	New Orleans	7/0	1	0	1	0-0	0-0-0	0	0	0
Totals		7/0	1	0	1	0-0	0-0-0	0	0	0

ADDITIONAL STATS: Special Teams Tackles — (2003, 4) **Total: 4**
CAREER HIGHS: Tackles — 1, at Atlanta (10/19/03); Sacks — 0; Interceptions — 0; Forced Fumbles — 0; Fumble Recoveries — 0.



Howard GREEN 95

HEIGHT: 6-2 WEIGHT: 320

DT

COLLEGE: Louisiana State

JOINED SAINTS: FA-03

NFL EXPERIENCE: 2nd Season

BIRTHDATE: 1/12/79

NFL CAREER – Signed by the Saints to the active roster from the practice squad last season to add depth to the defensive line, Green is a powerful lineman who spent the 2002 training camp with Houston before seeing time with Baltimore. Returned to Houston later in 2002, but did not appear in any games for the Texans. LSU product was originally drafted by Houston in the sixth round of the 2002 NFL Draft. Played in four games as a reserve for the Saints in 2003, with three tackles

CAREER TRANSACTIONS – Signed by the Saints to a two-year contract, 12/7/03; Waived by Houston Texans, 8/25/03; Signed to Houston Texans active roster from the practice squad, 12/19/03; Signed to Houston Texans practice squad, 10/31/02; Released by Baltimore Ravens, 10/29/02; Claimed off waivers by Baltimore Ravens, 9/3/02; Waived by Houston Texans, 9/2/02; Drafted in the sixth round of the 2002 NFL Draft (190th overall) by Houston Texans.

2003 – Played in four games for the Saints and posted three tackles (two solo)...Signed on Dec. 6 of practice squad...Appeared in the final four games for New Orleans. **2002** – Played in one game for Baltimore...Released by Houston Sept. 2...Claimed off waivers by Baltimore the following day...Inactive for the first six games of the season...Made his NFL debut vs. Pittsburgh, Oct. 27 for the Ravens, but released by Baltimore two days later...Signed to Houston's practice squad Oct. 31 and promoted to the Texans' active roster on Dec. 19...Inactive for Houston's final two regular season games.

COLLEGE – Recorded 77 tackles and four sacks in two seasons at LSU after transferring from Southwest Mississippi Community College...Accumulated 41 tackles with two sacks and a forced fumble as a senior...Collected three tackles in the Sugar Bowl victory over Illinois...Registered 39 tackles, a sack and team-high nine tackles for loss as a junior...Majored in general studies.


PERSONAL – Recorded 105 tackles and 10 sacks as a senior at Donaldsonville (La.) HS...All-State selection as both a junior and senior...Full name: Howard Green, Jr....Born Jan. 12, 1979 in Donaldsonville, La.

i howardgreen



Year Team	GP/GS	S	A	TT	Sk.-Yds.	Int.-Yds.-LG	PD	FF	FR
2002 Houston	1/0	0	0	0	0-0	0-0-0	0	0	0
2003 New Orleans	4/0	1	2	3	0-0	0-0-0	1	0	0
Totals	5/0	1	2	3	0-0	0-0-0	1	0	0

CAREER HIGHS: Tackles — 1, (3x) last time at Jacksonsville (12/21/03); Sacks — 0; Interceptions — 0; Int. Ret for TD — 0; Forced Fumbles — 0; Fumble Recoveries — 0.



Lamont HALL 89

HEIGHT: 6-4 WEIGHT: 260

TE

COLLEGE: Clemson

JOINED SAINTS: FA-04

NFL EXPERIENCE: 5th Season

BIRTHDATE: 11/16/74

NFL CAREER – Dependable veteran brings rugged blocking and solid depth to tight end position. Hall enters his second tour of duty with the Saints, having also played with the club from 2000-02. He served as New Orleans' second tight end for most of 2002 and was out of football in 2003 after being waived by the Atlanta Falcons near the end of training camp.

CAREER TRANSACTIONS – Signed by Saints (FA) 5/10/04 to one-year contract; Waived by Atlanta Falcons, 9/1/03; Signed by Atlanta Falcons (UFA) 4/1/03; Traded by Green Bay Packers to Saints along with QB Aaron Brooks for LB K.D. Williams and a third-round pick in 2001, 4/31/00; Re-signed by Green Bay Packers from San Francisco 49ers practice squad, 9/21/99; Signed to San Francisco 49ers practice squad 9/16/99; Waived from Green Bay Packers practice squad, 9/14/99; Signed by Green Bay Packers to the practice squad, 9/7/99; Waived by Green Bay Packers, 9/5/99; Signed by Tampa Bay Buccaneers practice squad, 8/21/98; Waived by Tampa Bay Buccaneers, 8/25/98; Signed as rookie free agent by Tampa Bay Buccaneers, 4/24/98.

2003 – Signed with Atlanta (April 1) but was waived Sept. 1 and spent the season out of football; **2002** – Saw action in all 16 games with one start...Was a key special teams performer and played an important role in the running game...His blocking helped RB Deuce McAllister rush for 1,388 yards and QB Aaron Brooks to throw for 3,572 yards...Recorded two receptions for six yards...Had a reception for two yards at Chicago, Sept. 22...Recorded a catch for four yards vs. Cleveland, Nov. 24...His one start came vs. Tampa Bay, Dec. 1. **2001** – Played in all 16 games, with six starts...Played a significant role for an offense that achieved a second-consecutive top 10 NFL ranking...Caught two passes for 15 yards and also had a special teams tackle...Had one reception for six yards at Atlanta, Dec. 9 and a catch for nine yards vs. Washington, Dec. 30. **2000** – Played in all 16 games, starting five when the Saints opened in a two-tight end formation...Also saw action in both playoff games, starting both postseason contests...Hauled in five passes for 33 yards and a touchdown...Had two receptions for 20 yards at Atlanta, Oct. 22...Caught a one-yard touchdown at Arizona, Oct. 29, his first TD reception since high school...Started in two-tight end alignment vs. San Francisco, Nov. 5, and had a catch for six yards. **1999** – Played in 14 games with Green Bay, primarily on special teams, closing out the season with six tackles (three solo)...Also caught three passes for 33 yards...Was signed to the Packers' 53-man active roster on Sept. 21...Earlier had been waived on the final cut-down for the regular season, joining Green Bay's practice squad two days later...He was signed to the 49ers' practice squad after being waived by the Packers but returned less than a week later to the Packers...Signed with the Packers as a free agent, following completion of the 1999 NFL Europe season...Played in four games, starting two for the Rhein Fire and had five receptions for 60 yards. **1998** – Spent half of his rookie season on Tampa Bay's practice squad.

COLLEGE – A two-year starter and four-time letterman (1994-97) at Clemson... Had 25 career receptions for 260 yards and also registered 23 special teams tackles... Earned first-team All-Atlantic Coast Conference honors as a senior, when he caught 17 passes for 159 yards... A second-team all-conference pick as a junior.

PERSONAL – An all-conference selection as a tight end at Clover (S.C.) H.S., where he also was a Class 3A All-State performer in basketball, finishing as the school's career scoring leader... Holds a degree in history... Full name: James Lamont Hall... Born Nov. 16, 1974 in Clover, S.C.

i lamonthall


		RECEIVING						
Year	Team	GP/GS	No.	Yds.	Avg.	LG	TD	Pts.
1999	Green Bay	14/0	3	33	11.0	13	0	0
2000	New Orleans	16/5	5	33	6.6	13	1	6
2001	New Orleans	16/6	2	15	7.5	9	0	0
2002	New Orleans	16/1	2	6	3.0	4	0	0
2003	Did Not Play							
Totals		62/12	12	87	7.3	13	1	6

CAREER HIGHS: Receptions — 2, at Atlanta (10/22/00); Receiving Yards — 20, at Atlanta (10/22/00); Long Reception — 13 (2x), vs. Seattle (11/1/99) and at Atlanta (10/22/00); Receiving TDs — 1, at Arizona (10/29/00).

POSTSEASON STATISTICS

		RECEIVING						
Year	Team	GP/GS	No.	Yds.	Avg.	LG	TD	Pts.
2000	New Orleans	2/0	0	0	0.0	0	0	0
Totals		2/0	0	0	0.0	0	0	0

CAREER HIGHS: Receptions — 0; Receiving Yards — 0; Long Reception — 0; Receiving TDs — 0.



Deveron HARPER 28 S

HEIGHT: 5-11 **WEIGHT:** 200
COLLEGE: Notre Dame
JOINED SAINTS: FA-03
NFL EXPERIENCE: 4th Season
BIRTHDATE: 11/15/77

NFL CAREER – Defensive back with closing speed joined the Saints as a free agent after playing in NFL Europe in 2003. Harper – who has played in 38 NFL games in his career – added depth in the secondary in 14 games last season while also contributing on special teams.

CAREER TRANSACTIONS – Signed by the Saints to a two-year contract, 7/14/03; Signed with NFL Europe Scottish Claymores, 3/1/03; Waived by Carolina Panthers, 8/1/02; Signed by Carolina Panthers to two-year contract as a rookie free agent, 4/25/00.

! playernotes

Free agent earned roster spot in 2003 with solid play during the pre-season. He played in 14 games, contributing primarily on special teams.

Younger brother of former San Diego Chargers CB Dwayne Harper.

SAINTS MAKING A DIFFERENCE: Harper made several visits to area schools to talk about the importance of education and reading.

2003 – Saw action in 14 games, primarily on special teams... Declared inactive vs. Atlanta, Nov. 16 and at Philadelphia, Nov. 23... Posted two tackles on defense and a fumble recovery... Also had 14 stops on special teams (nine solo)... Had a solo tackle, a fumble recovery and three special teams tackles (two solo) vs. Jacksonville, Dec. 21... Had six tackles, an interception and four passes defended during the preseason to earn a spot on the 53-man roster... Selected by the Scottish Claymores in the second round of the 2003 NFL Europe Free Agent Draft... Intercepted two passes for 13 yards and had 30 tackles for the Claymores. **2002** – Waived by Carolina, Aug. 1, spent season out of football. **2001** – Played in eight games for Carolina, making his only career start, Dec. 9 at Buffalo... Tallied four tackles on defense and four special teams stops on the season... Hamstring injury caused him to miss eight games. **2000** – Originally signed by the Carolina Panthers as a rookie free agent, April 25... Played in all 16 games as a rookie and recorded five special teams tackles.


COLLEGE – Was a three-year starter at Notre Dame, tallying 174 career tackles with four interceptions, 12 passes defended, three sacks and four forced fumbles... Started all 12 games for the Fighting Irish as a senior, recording four interceptions, one of which he returned for a touchdown, and 59 tackles... Registered 48 tackles, three sacks and four forced fumbles from his starting free safety position as a junior in 1998... Had 60 tackles as a sophomore.

PERSONAL – Played both sides of the ball at Wilkinson High School in hometown of Orangeburg, S.C.... Caught 142 passes for 1,875 yards and also recorded seven interceptions... Younger brother of former San Diego Chargers CB Dwayne Harper... Graduated from Notre Dame with a degree in marketing... Full name: Deveron Alfredo Harper... Born Nov. 15, 1977 in Orangeburg, S.C.

i deveronharper

Year	Team	GP/GS	S	A	TT	Sk.-Yds.	Int.-Yds.-LG	PD	FF	FR
2000	Carolina	16/0	0	0	0	0-0	0-0-0	0	0	0
2001	Carolina	8/1	4	0	4	0-0	0-0-0	0	0	0
2002	Did Not Play									
2003	New Orleans	14/0	2	0	2	0-0	0-0-0	0	0	1
Totals		38/1	6	0	6	0-0	0-0-0	0	0	1

ADDITIONAL STATS: Special Teams Tackles — (2000, 5); (2001, 4); (2003, 14) Total: 23.
CAREER HIGHS: Tackles — 2, at San Francisco (10/7/01); Sacks — 0; Interceptions — 0; Int. Ret for TD — 0; Forced Fumbles — 0; Fumble Recoveries — 1, vs. N.Y. Giants (12/14/03).



Zach HILTON 81

HEIGHT: 6-8 WEIGHT: 268 **TE**
 COLLEGE: North Carolina
 JOINED SAINTS: FA-03
 NFL EXPERIENCE: 2nd Season
 BIRTHDATE: 7/2/80

NFL CAREER – Undrafted rookie turned heads during the preseason last year with four catches for 91 yards, including a 47-yard grab. At 6-foot-8, Hilton is the tallest target on the team and has impressed the coaching staff with his hands and speed. He played in three games last season, primarily on special teams.

CAREER TRANSACTIONS – Signed by Saints to a two-year contract as an undrafted free agent, 5/2/03.

2003 – Made the final, 53-man roster coming out of training camp as an undrafted free agent...Declared inactive for 11 games and appeared in three contests...Dressed but did not play twice...Averaged 22.8 yards per reception in the preseason (four catches for 91 yards) to lead the team.

COLLEGE – Played for four years at North Carolina, starting at TE his last two seasons...Had 31 career receptions for 346 yards and three TDs...As a senior in 2002 voted team's Most Improved Player with 19 catches for 248 yards and a touch-down...Graduated with a degree in history.


PERSONAL – Attended Good Counsel (Wheaton, Md.) HS...Full name: Zachary Thomas Hilton...Born 7/2/80 in Washington, D.C.

i zachhilton



Year	Team	GP/GS	No.	Yds.	RECEIVING			Pts.
					Avg.	LG	TD	
2003	New Orleans	3/0	0	0	0	0	0	0
Totals		3/0	0	0	0	0	0	0

CAREER HIGHS: Receptions — 0; Receiving Yards — ; Long Reception — 0; Receiving TDs — 0.



Sedrick HODGE 52

HEIGHT: 6-4 WEIGHT: 246 **LB**
 COLLEGE: North Carolina
 JOINED SAINTS: D3a-01
 NFL EXPERIENCE: 4th Season
 BIRTHDATE: 9/13/78

NFL CAREER – Primed to assume a greater leadership role in 2003 in his second season as a starter, Hodge had his season temporarily derailed after suffering a right knee fracture in Week 2 vs. Houston, Sept. 14. He was declared inactive for seven weeks before returning to action vs. Atlanta, Nov. 16. Hodge has started the last 25 games he has appeared in and is a force vs. the run and the pass. He first entered the starting lineup in 2002 after spending his rookie season contributing primarily on special teams.

CAREER TRANSACTIONS – Signed one-year contract (RFA) with Saints, 4/22/04; Tendered one-year qualifying offer by Saints as Restricted Free Agent, 2/26/04; Selected in the third round by the Saints (70th overall) in the 2001 NFL Draft.

! playernotes



Speedy young playmaker continues to emerge as top performer on the Saints' defense.

Despite missing seven games with a leg injury in 2003, posted 47 tackles and a sack.

Set career highs in 2002 with 88 tackles, eight passes defended and two forced fumbles in first season as a starter.

Over the last two seasons, Hodge has recorded five or more tackles in 14 games.

Can make plays from sideline to sideline because he possesses remarkable speed and quickness with prototype size for his position.

2003 – Started all nine games he appeared in at ROLB (strongside), posting 47 tackles (42 solo), a sack and four passes defended...Tied his career high in the opener at Seattle, Sept. 7, with nine tackles (eight solo)...Had two solo stops and a pass defended before departing with right tibia plateau fracture in the second quarter vs. Houston, Sept. 14...Was declared inactive with the injury for the next seven weeks, returning to action vs. Atlanta, Nov. 16 and recording four tackles (two solo)...Posted seven solo tackles and a pass defended at Washington, Nov. 30...Had first sack of his career vs. New York Giants, Dec. 14, along with four solo tackles and a special teams stop...Finished season strong, with six tackles at Jacksonville, Dec. 21 and eight solo stops vs. Dallas, Dec. 28. **2002** – Started all 16 games at ROLB...Finished as team's fifth-leading tackler with 88 stops (74 solo), eight passes defended, two forced fumbles and a fumble recovery...Added four special teams tackles...Recorded five tackles and an assisted special teams tackle in opener at Tampa Bay, Sept. 8...Had eight tackles

and a fumble recovery vs. Green Bay, Sept. 15...Tallied eight tackles and a special teams tackle at Chicago, Sept. 22...Recorded eight tackles and an assisted special teams tackle at Washington, Oct. 13...Had a career-high nine tackles and a pass defended at Carolina, Nov. 10...Tied his career-high in tackles (nine) vs. Panthers, Dec. 29, also adding a pass defended and a forced fumble. **2001** – Appeared in all 16 games starting finale at LOLB...Finished with nine solo tackles, a pass defended and a team-leading 19 special teams tackles...Saw action at linebacker in Games 1, 10 and 13-16...Had a solo tackle, a pass defended, two special teams tackles and an assisted special teams tackle in NFL debut at Buffalo, Sept. 9...Recorded two special teams tackles at N.Y. Giants, Sept. 30...Had five solo tackles in first start of career, vs. San Francisco, 1/6/02.

COLLEGE – Was a three-year starter for North Carolina, starting every game in that period and finishing his career with 265 tackles (167 solo) and 10.5 sacks for minus-84 yards...As a senior, ranked third on the team with 82 tackles (55 solo), seven sacks for minus-57 yards, four passes defended and four forced fumbles, as he was named All-Atlantic Coast Conference first-team...As a senior and junior was the recipient of the George Barclay award, given to the school's top linebacker...As a junior, recorded 79 tackles (52 solo), three forced fumbles, an interception and three passes defended...Finished fourth on the team as a sophomore with a career-high 89 tackles (50 solo), 3.5 sacks for minus-27 yards, two fumble recoveries, six pass defenses and an interception...Communications major.

PERSONAL – First-team All-State selection at OLB by the *Atlanta Journal Constitution* at Westminster (Atlanta, Ga.) School...First-team All-City and All-Northside Atlanta pick...Led his team to the state semifinals, making 106 tackles – including 88 solo stops – with 10 sacks...Fourth in the state in the long jump as a junior...Won the 100 and 200 meters, was third in the long jump and was a member of the first place 4x100 relay at the 1997 state track meet...Honor roll student at UNC...Hopes to become a sports broadcaster when playing days end...Full name: Sedrick Jamaine Hodge...Born Sept. 13, 1978 in Fayetteville, Ga.


i sedrickhodge



Year	Team	GP/GS	S	A	TT	Sk.-Yds.	Int.-Yds.-LG	PD	FF	FR
2001	New Orleans	16/1	9	0	9	0-0	0-0-0	1	0	0
2002	New Orleans	16/16	74	14	84	0-0	0-0-0	8	2	1
2003	New Orleans	9/9	40	7	47	1-2	0-0-0	4	0	0
Totals		41/26	123	21	144	1-2	0-0-0	13	2	1

ADDITIONAL STATS: Special Teams Tackles — (2001, 19); (2002, 4); (2003, 2) **Total: 25.**

CAREER HIGHS: Tackles — 9 (2x), at Carolina (11/10/02) & at Seattle (9/7/03); **Sacks** — 1, vs. NY Giants (12/14/03); **Interceptions** — 0; **Int. Ret for TD** — 0; **Forced Fumbles** — 1 (2x), last time vs. Carolina (12/29/02); **Fumble Recoveries** — 1, vs. Green Bay (9/15/02).



Montrae HOLLAND 61

HEIGHT: 6-2 **WEIGHT: 322** **G**
COLLEGE: Florida State
JOINED SAINTS: D4-03
NFL EXPERIENCE: 2nd Season
BIRTHDATE: 5/21/80

NFL CAREER – The Saints' first pick on the second day of the 2003 NFL Draft proved to be a solid addition, as Holland stepped into the starting lineup after an injury to LG Kendyl Jacox and performed like a seasoned veteran. Holland ended up playing in all 16 games, with seven starts (five at LG and the final two contests at RG following the injury to starter LeCharles Bentley). He was selected with a fourth-round choice (102nd overall) obtained in the swap of first-round picks with the Arizona Cardinals. Holland has a thick, wide frame coupled with quick hands and feet, giving him instant leverage on defenders. The powerful run-blocker will contend for a starting spot in 2004 and be a fixture on the club's offensive front for years.

CAREER TRANSACTIONS – Agreed to terms on a three-year contract, 7/25/03; Selected in the fourth round (102nd overall) in the 2003 NFL Draft.

2003 – Opened the final seven games and played in all 16 contests...Saw action on special teams in the first nine games...Took over starting spot at LG vs. Atlanta, Nov. 26, following an injury to Kendyl Jacox the week before...Started the next four games before sliding to RG for the final two games after injury to LeCharles Bentley.

COLLEGE – A three-year starter for Florida State, opening 29 consecutive games at right guard and earning All-ACC honors each season...In 2002, started the first 10 games at right guard as Holland was an All-American third-team selection by the *Sporting News* and All-ACC first-team choice...All-ACC second-team choice and was named the team's offensive MVP in 2001, allowing only two sacks as the offense generated 4,687 yards...In 2000, opened all 13 games and was All-ACC honorable mention...Earned playing time in 1999 as a redshirt freshman.

! playernotes



An impact player as a rookie, starting seven games and playing in all 16 contests. Opened five games at right guard and two at left guard.


Ranks among the strongest players on the roster with a 500-pound bench press.

SAINTS MAKING A DIFFERENCE: Holland made several visits to area schools to stress the importance of education. He also made a difference in the life of a local youth by adopting a little brother for a day in the club's NFL/United Way Hometown Huddle event. He was one of several Saints players who contributed money and time to the club's yearly Thanksgiving benefit where 1,000 underprivileged families were given turkeys with all the trimmings, and Holland helped the club raise more than \$10,000 for Second Harvesters Food Bank by taking part in the club's "Taste of the Saints" fundraiser.

PERSONAL – Graduated with a degree in criminology...Attended Jefferson (Ore City, Tex.) HS where he was considered to be one of the top three offensive linemen in the state...Also an accomplished track and field performer, competing in the weight events...Full name: Montrae Rondrell Holland...Born May 21, 1980 in Jefferson, Tex.

i montraeholland 

Games Played/Started: (2003, 16/7) Total: 16/7.



Joe HORN **87** **WR**

HEIGHT: 6-1 WEIGHT: 213

COLLEGE: Itawamba (Miss.) Junior College

JOINED SAINTS: UFA-00 (KC)

NFL EXPERIENCE: 9th Season

BIRTHDATE: 1/16/72


NFL CAREER – In four seasons in New Orleans, Horn has established himself as one of the NFL's most prolific wide receivers while making an assault on the team's record book. The ninth-year veteran has averaged 86 receptions for 1,223 yards in his four years with the Saints, and his 34 TD receptions is the highest four-year scoring total in franchise history. Horn owns most of the team's single-season receiving records, including 94 receptions (2000), 1,340 yards (2000) and 10 touchdowns (2003). Horn has recorded a reception in all 63 contests he has played in with the Saints (he was inactive for the 2003 finale vs. Dallas), and has a 77-game streak with a reception (including his final 14 games with the Kansas City Chiefs in 1999). He enters 2004 ranked second in club record books in receptions (343) and receiving yardage (4,890), third in receiving touchdowns (34, also fourth in total TDs) and first in 100-yard receiving days (19). Horn was selected to three consecutive Pro Bowls (2000-02).

CAREER TRANSACTIONS – Re-signed to a three-year contract, 6/2/03; Signed by the Saints as an Unrestricted Free Agent, 2/13/00; Originally a fifth-round draft choice (135th overall) of Kansas City in the 1996 NFL Draft.

HONORS – **2002:** Pro Bowl (Starter). **2001:** Pro Bowl, All-Madden. **2000:** Pro Bowl, All-Madden.

2003 – Turned in another excellent season, pacing the Saints with 78 receptions for 973 yards and a club-record 10 TDs...Started 14 of the 15 games he appeared in, missing the finale vs. Dallas due to a left shoulder injury...Ranked third in the NFC in third-down receptions with 29 and ranked 17th in the conference with 53 first downs...Had 11 receptions of 20 yards or more...Fell 27 yards short of becoming the first player in club history to record four-straight 1,000-yard seasons, but did become the first wide receiver in franchise annals to post four-consecutive years with 75 or

more catches...Extended his streak of consecutive games with a reception to 77, including 63 with New Orleans. His is the third-longest such streak in franchise history, trailing WR Danny Abramowicz (79 games, 9/17/67 through 12/16/73) and WR Eric Martin (105 contests, 11/1/87 through 1/2/94)...In the opener at Seattle, Sept. 7, had seven receptions for 83 yards, including a two-yard TD. In the contest, he moved into fourth on the club's all-time receiving list with 272 catches...Recorded a season-high 10 catches for 111 yards in victory over Houston, Sept. 14...Injured knee in pre-game warm-ups at Tennessee, Sept. 21. Recorded only one catch for five yards in the game, and he would feel the effects of the injury for the rest of the season...Had four receptions for 56 yards at Carolina, including a 21-yard touchdown grab...At Atlanta, Oct. 19, hauled in eight passes for 133 yards, including a 32-yard touchdown. Scoring catch moved him past TE Henry Childs into third place on the Saints' all-time list for TDs (28)...Tied his career-high at the time for touchdowns with two TDs on six catches for 74 yards vs. Carolina, Oct. 26...By hauling in at least one touchdown catch in all four games in October, Horn tied the team record for consecutive contests with a scoring grab. It was a record he had equaled in 2002...Saw action at WR vs. Atlanta, Nov. 16, and had three receptions for 21 yards. Game marked the first regular-season

! playernotes 

Perhaps the top free-agent acquisition in club history, Horn has hauled in at least one pass in all 63 games he has played in since joining the Saints in 2000 (inactive for 2003 finale vs. Dallas).

Set a team scoring record with 10 touchdown receptions last season.

The only wide receiver in club record books with four-straight seasons with 75 or more catches.

Including four in 2003, has recorded a team-record 19 games with 100 or more receiving yards. New Orleans is 16-3 in those contests.

Has scored 34 touchdowns since 2000, more than any other Saints' player over that span and the highest four-season total in club history.

contest since joining the Saints in 2000 that he did not start, but his 14-yard catch on the Saints' final possession of overtime got a drive started that resulted in the game-winning field goal...Had nine receptions for 118 yards vs. Tampa Bay, Dec. 7...Set a franchise record vs. New York Giants on Dec. 14 with four touchdown receptions on nine catches for 133 yards. Also set a club record with 10 TDs on the season and posted the 19th 100-yard game of his career with the Saints, surpassing WR Eric Martin (18, 1985-93). Yardage total in the contest equaled his season-high, including a season-long 50-yard touchdown grab...At Jacksonville, Dec. 21, left the game in the fourth quarter with a left shoulder injury, which forced him to miss finale vs. Dallas...Caught six or more passes in seven contests. **2002** – Enjoyed another record-setting season and was selected to his third consecutive Pro Bowl and first as a starter...Had 88 catches for 1,312 yards and seven TDs...Reception total was six short of the team record – which he set in 2000 – and ranked fifth in the NFC...Receiving yardage total was 28 short of the team record he set in his first season in New Orleans and ranked third in the NFC...Started all 16 games for the third-straight season, ranking as one of six Saints offensive players to open every contest...Caught five or more passes in 12 games...Led or shared team-lead in receiving in 13 contests and in receiving yards in 11 games...Recorded 65 first downs on his 88 catches, ninth among NFC receivers...

ORGANIZATION
PLAYERS
REVIEW
RECORDS
HISTORY
SPECIFICS

ORGANIZATION
PLAYERS
REVIEW
RECORDS
HISTORY
SPECIFICS

i horn game by game



2000						2002					
	REC	YDS	AVG.	LG	TD		REC	YDS	AVG.	LG	TD
9/3 DET	5	58	11.6	19	0	9/8@TB	8	108	13.5	26	0
9/10@SD	12	116	9.7	18	2	9/15 GB	46	120	20.0	40	0
9/17@SEA	7	68	9.7	17	0	9/22@CHI	6	42	7.0	11	1
9/24 PHI	3	29	9.7	9.7	0	9/29@DET	6	87	14.5	28	0
10/8@CHI	4	78	19.5	47t	2	10/6 PIT	5	68	13.6	21	0
10/15 CAR	5	97	19.4	35	1	10/13@WAS	5	75	15.0	41	1
10/22@ATL	4	54	13.5	23	0	10/20 SF	8	109	13.6	20t	2
10/29@ARZ	2	10	5.0	7	0	10/27ATL	5	61	12.2	25	1
11/5 SF	10	180	18.0	43t	1	11/10@CAR	6	101	16.8	42	0
11/12@CAR	5	89	17.8	43t	1	11/17@ATL	3	134	44.7	63	1
11/19 OAK	3	33	11.0	21	0	11/24 CLE	3	47	15.7	18	0
11/26@STL	7	77	11.0	21	0	12/1 TB	5	106	21.2	52	1
12/3 DEN	10	170	17.0	49	0	12/8@BAL	7	87	12.4	39	0
12/10@SF	5	105	21.0	34	0	12/15 MIN	5	60	12.0	18	0
12/17 ATL	7	116	16.6	52	0	12/22@CIN	6	64	10.7	15	0
12/24 STL	5	60	12.0	22t	1	12/29 CAR	4	43	10.8	20	0
Totals	94	1,340	14.3	52	8	Totals	88	1,312	14.9	63	7

POSTSEASON

	REC	YDS	AVG	LG	TD		REC	YDS	AVG.	LG	TD
12/30 STL	0	0	---	---	0	9/7@SEA	7	83	11.9	42	1
1/6@MIN	Inactive					9/14 HOU	10	111	11.1	38	0
Totals	0	0	---	---	0	9/21 @TEN	1	5	5.0	5	0

2001

	REC	YDS	AVG.	LG	TD		REC	YDS	AVG.	LG	TD
9/9@BUF	6	45	7.5	14	0	10/5 @CAR	4	56	14.0	21t	1
9/30@NYG	4	48	12.0	16	0	10/12 CHI	3	30	10.0	16	1
10/7 MIN	1	41	41.0	41	0	10/19 @ATL	8	133	16.6	32t	1
10/14@CAR	4	78	19.5	23	0	10/26 CAR	6	74	12.3	23t	2
10/21 ATL	5	74	14.8	33	0	11/2 @TB	4	39	9.8	14	0
10/28@STL	8	121	15.1	46t	2	11/16 ATL	3	21	7.0	14	0
11/4 NYJ	5	83	16.6	26	0	11/23 @PHI	4	76	19.0	42	0
11/11@SF	6	99	16.5	44	2	11/30 @WAS	2	10	5.0	5	0
11/18 IND	8	148	18.5	56	0	12/7 TB	9	118	13.1	17	0
11/25@NE	4	97	24.3	50	0	12/14 NYG	9	133	14.8	50t	4
12/2 CAR	13	150	11.5	25	1	12/21 @JAX	2	39	19.5	21	0
12/9@ATL	7	138	19.7	50t	1	12/28 DAL	Inactive				
12/17 STL	3	31	10.3	16	1	Totals	78	973	12.5	50t	10
12/23@TB	4	55	13.8	18	2						
12/30 WAS	2	13	6.5	9	0						
1/6 SF	3	44	14.7	22	0						
Totals	83	1,265	15.2	56	9						

2003

	REC	YDS	AVG.	LG	TD		REC	YDS	AVG.	LG	TD
9/7@SEA	7	83	11.9	42	1						
9/14 HOU	10	111	11.1	38	0						
9/21 @TEN	1	5	5.0	5	0						
9/28 IND	6	45	7.5	19	0						
10/5 @CAR	4	56	14.0	21t	1						
10/12 CHI	3	30	10.0	16	1						
10/19 @ATL	8	133	16.6	32t	1						
10/26 CAR	6	74	12.3	23t	2						
11/2 @TB	4	39	9.8	14	0						
11/16 ATL	3	21	7.0	14	0						
11/23 @PHI	4	76	19.0	42	0						
11/30 @WAS	2	10	5.0	5	0						
12/7 TB	9	118	13.1	17	0						
12/14 NYG	9	133	14.8	50t	4						
12/21 @JAX	2	39	19.5	21	0						
12/28 DAL	Inactive										
Totals	78	973	12.5	50t	10						

Also third in the NFC with 26 grabs on third down...Had six 100-yard receiving games, the highest single-season total in club record books. That total was second in the NFC and third in the NFL...Led team with eight receptions for 108 yards in season opener at Tampa Bay, Sept. 8...Had a game-high six receptions for 120 yards vs. Green Bay, Sept. 15, as Horn became the first Saints wideout to start a season with back-to-back 100-yard performances...Caught three passes for a season-high 124 yards, including a TD at Atlanta, Nov. 17. **2001** - Started all 16 games and finished the season with a team-high 83 receptions for 1,265 yards and nine TDs...The 83 receptions by Horn was the second-highest of his career to the club-record 94 he had in 2000... Finished season tied for sixth in the NFC in scoring among non-kickers (54), fifth in receptions, fifth in the NFC and ninth in the NFL in receiving yards, 11th in total yards from scrimmage (1,269), 12th in first downs (59) and tied for 4th in the NFC and 8th in the NFL in third down receptions (26)...Teamed with WR Willie Jackson to become the first 1,000-yard receiving tandem in club history...Posted his first 100-yard receiving game of season and sixth of career in come-from behind, 34-31 victory at St. Louis, Oct. 28, when he had eight receptions for 121 yards and a pair of touchdowns. His 46-yard scoring grab on the second play from scrimmage in the third quarter helped spark a drive where New Orleans scored 25 unanswered points...Recorded six receptions for 99 yards and two TDs (tying a career-high) in 28-27 loss at San Francisco, Nov. 11...Horn's six yard scoring grab with 3:11 remaining in third quarter gave the Saints a 24-21 lead...Enjoyed second 100-yard game of season with eight receptions for 148 yards vs. Indianapolis...Set a career high in receptions vs. Carolina, Dec. 2, when he made 13 catches for 150 yards and a TD...Fourth 100-yard receiving game came following week at Atlanta, Dec. 9, when he grabbed seven passes for 138 yards and a TD. Fourth-quarter, 50-yard reception helped give the Saints an 11-point lead in the 28-10 victory over the Falcons...vs. St. Louis, Dec. 17, Horn's six-yard TD reception in the second quarter helped the Saints keep pace with the Super Bowl finalists, evening the game at 14 near the end of the half...Had two TD receptions on four catches for 55 yards for the third time this season at Tampa Bay, Dec. 23. **2000** - Had the finest season ever for a Saints wide receiver, finishing with 94 receptions for 1,340 yards (14.3 yard average, 52 long) and eight TDs...Reception total was fourth in the NFC and yardage total was fifth...Eclipsed WR Eric Martin's prior receiving records in both categories (85 receptions in 1988, 1,090 yards in 1989)...Tied for second in team history in TD receptions for a season...The only skill player to start all 16 regular-season games...Tied for first in the

! playernotes



Was selected to three-consecutive Pro Bowls (2000-02).

The only wide receiver in team history to post three-straight 1,000-yard seasons (2000-02). In 2000, he set single-season records with 94 catches for 1,340 yards.

Including the final 14 games of 1999 with Kansas City, Horn has caught a pass in the last 77-straight games he has played in.

Became the first player in franchise history to score four touchdowns by hauling in four scoring passes vs. the New York Giants, 12/14/03.

SAINTS MAKING A DIFFERENCE: One of the most generous players on the Saints' roster, Horn visits school and patients at local hospitals and also participates in the city's Martin Luther King parade. Horn supports the United Way and in the past has sponsored holiday shopping sprees for area youngsters in need.

NFC with 31 third-down receptions...Recorded 63 first downs on his 94 catches, third among NFC receivers...Broke all his previous receiving records by hauling in 12 passes for 116 yards and TD receptions of six and eight yards at San Diego, Sept. 17...Recorded 10 receptions for a career-high 180 yards vs. San Francisco, Nov. 5, with a TD...Went over the 1,000 yard receiving mark with a 10-reception, 170-yard performance vs. Denver, Dec. 3...On Dec. 10 at San Francisco, had five catches for 105 yards, setting the Saints record for yards in a season (1,164) and tied WR Quinn Early for second in receptions (82)...Shattered several records with his seven-reception, 116-yard performance vs. Atlanta, Dec. 17. He broke Eric Martin's record for receptions in a season (89), tied Martin's record for most 100-yard games in a season (five), and became the first Saints player to have three consecutive 100-yard receiving games...Started NFL Wild Card Playoff game vs. St. Louis, Dec. 30, and left game in first quarter with right ankle sprain...Declared inactive in NFC Divisional Playoff at Minnesota, 1/6/01, due to ankle injury. **1999** - Saw duty at WR and action on special teams in 16 games (one start)...Recorded then-career highs with 35 catches for 586 yards and six TDs... Second on the club with nine catches of 20 or more yards...Also returned nine kickoffs for 165 yards and a punt for 18 yards...Made his lone start of the season at wide receiver, producing two catches for 20 yards at Indianapolis, Nov. 7...Also returned kickoffs, posting single-game career highs with 131 yards on six returns...Posted three catches for a career-high 92 yards at Seattle, Dec. 26, including career-long 76-yard touchdown. **1998** - Saw action at wide receiver and on special teams in all 16 games with one start...Caught 14 passes for 198 yards (14.1 avg.) with a TD...Finished tied for fourth on the squad with 11 special teams tackles...Had 11 kickoff returns for 233 yards...Returned the first three kickoffs of his career for 66 yards at Jacksonville, Sept. 13, and added a pair of receptions for 29 yards...Lined up at wide receiver for his first career start vs. Pittsburgh, Oct. 26...Caught two passes for 34 yards, including his first career TD on a 26-yard pass at Denver, Dec. 6. **1997** - Active for eight games, seeing special teams duty in all of those contests and taking snaps at wide receiver in seven games...Also listed as the club's sixth cornerback for much of the season, but did not see any game action on defense...Inactive for the first four weeks before cracking the lineup on special teams vs. Seattle, Sept. 28...On the inactive list the following four games before seeing action on both offense and special teams in the final seven contests...Had two catches for 65 yards on the year, including a 47-yard catch at Jacksonville, Nov. 9, and an 18-yard grab vs. Denver, Nov. 16...Made one of the biggest special teams plays of the year with the Chiefs clinging to a 17-14 lead in the fourth quarter at Seattle, Nov. 23. Blocked a Kyle Richardson punt out of the end zone for a safety in Kansas City's 19-14 win...Caught a 50-yard bomb in the club's playoff contest vs. Denver, 1/4/98. **1996** - Saw action in nine games on special teams and took snaps on offense in six contests...Finished with two catches for 30 yards with a long of 21...Saw his first action on special teams at Seattle Sept. 15, and made a touchdown-saving tackle on an 86-yard kickoff return...First NFL reception was a nine-yard grab at Denver, Oct. 27. **CFL (1994-95)** - Started 17 games for the Memphis Mad Dogs in 1995...Ranked fifth in the CFL in receiving yardage and led his club with 71 catches for 1,414 yards (19.9 avg.) and five TDs...Average of 19.9 yards per catch led all CFL receivers with 35 or more grabs...His 71 receptions were the fourth-highest total for a first-year player in the history of the CFL, while his yardage total was the third-best mark ever for a CFL rookie...Posted six 100-yard receiving days in 1995...In his first pro game, he caught seven passes for 131 yards with a TD at Calgary.

COLLEGE - Played two seasons (1991-92) as a wide receiver at Itawamba Junior College in Fulton, Miss....Posted 54 catches for 878 yards (16.3 avg.) and seven TDs

i soundthehorn



MAKING A DIFFERENCE

A look back at the **19** 100-yard days for WR Joe Horn since the start of 2000, including four last season. The Saints are **16-3** in those contests

Yards	Rec.	Opponent	Date	Result
180	10	vs. 49ers	11/5/00	W, 31-27
170	10	vs. Broncos	12/3/00	L, 23-38
150	13	vs. Panthers	12/2/01	W, 27-23
148	8	vs. Colts	11/18/01	W, 34-20
138	7	at Falcons	12/9/01	W, 28-10
134	3	at Falcons	11/17/02	L, 17-24
133	9	vs. Giants	12/14/03	W, 45-7
133	8	at Falcons	10/19/03	W, 45-17
121	8	at Rams	10/28/01	W, 34-31
120	6	vs. Packers	9/15/02	W, 35-30
116	12	at Chargers	9/10/00	W, 28-27
118	9	vs. Bucs	12/7/03	L, 7-14
116	7	vs. Falcons	12/17/00	W, 23-7
111	10	vs. Texans	9/14/03	W, 31-10
109	8	vs. 49ers	10/20/02	W, 35-27
108	8	at Bucs	9/8/02	W, 26-20
106	5	vs. Bucs	12/1/02	W, 23-20
105	5	at 49ers	12/10/00	W, 31-27
101	6	at Carolina	11/10/02	W, 34-24

TOUCHDOWN CONNECTION: QB Aaron Brooks and Horn rank as the top quarterback-wide receiver touchdown duo in club record books. Brooks has thrown 27 TD passes to Horn since 2000, including 10 in 2003. QB Bobby Hebert threw 24 TD passes to WR Eric Martin from 1985-92. Last season, Brooks and Horn also moved past QB Archie Manning and TE Henry Childs (20 from 1974-80).

SCORING STREAK: Horn has twice equaled the club record for consecutive games with a receiving touchdown. Last season, he hauled in at least one TD in all four games in October, a feat he also reached in 2002. The players Horn shares the record with are WR Donte Stallworth (2002), WR Jerome Pathon (2002), WR Quinn Early (1993, 1995), RB Dalton Hilliard (1992) and WR Lonzell Hill (1988).

STILL STREAKING: Horn has had at least one reception in all 63 regular-season games he has played in New Orleans since the start of 2000 (he was on the inactive list for the 2003 finale vs. Dallas). Including his final 14 games of 1999 with Kansas City, Horn has notched a catch in his last 77-straight contests.

MOST RECEPTIONS IN CLUB HISTORY

Player	Rec.	Years
1. WR Eric Martin	532	1985-93
2. WR Joe Horn	343	2000-1997-73
3. WR Danny Abramowicz	309	1967-73
4. RB Tony Galbreath	284	1976-80
5. WR Quinn Early	270	1991-95

MOST RECEIVING TOUCHDOWNS IN CLUB HISTORY

Player	No.	Years
1. Eric Martin	48	1985-93
2. Danny Abramowicz	37	1967-73
3. Joe Horn	34	2000-1997-73

MOST TOUCHDOWNS IN CLUB HISTORY

Player	Years	TDs
1. RB Dalton Hilliard	1986-93	53
2. WR Eric Martin	1985-93	48
3. WR Danny Abramowicz	1967-73	37
4. WR Joe Horn	2000-1997-73	34
5. RB Tony Galbreath	1976-80	33
6. RB Wayne Wilson	1979-86	30
7. RB Chuck Muncie	1976-80	29
8. TE Henry Childs	1974-80	27
9. RB Deuce McAllister	2001-1999	25
9. WR Quinn Early	1991-95	25

MOST 100-YARD RECEIVING DAYS IN CLUB HISTORY

Player	No.	Years
1. Joe Horn	19	2000-1997-73
2. Eric Martin	18	1985-93
3. Danny Abramowicz	10	1967-73

HIGHEST SAINTS SINGLE-SEASON CATCH TOTALS

Player	No.	Year
1. Joe Horn	94	2000
2. Joe Horn	88	2002
3. Eric Martin	85	1988
4. Joe Horn	83	2001
5. Quinn Early	82	1994
6. Quinn Early	81	1995
7. Joe Horn	77	2003

HIGHEST SAINTS SEASON RECEIVING YARDS TOTAL

Player	Yards	Year
1. Joe Horn	1,340	2000
2. Joe Horn	1,312	2002
3. Joe Horn	1,265	2001
4. Eric Martin	1,090	1989

MOST 100-YARD RECEIVING GAMES IN A SEASON

Player	Games	Year
1. Joe Horn	6	2002
2. Joe Horn	5	2000
2. Eric Martin	5	1989
4. Danny Abramowicz	4	1969
Joe Horn	4	2001
Joe Horn	4	2003

in two seasons at Itawamba while also handling punt and kickoff returns.

PERSONAL – Out of football in 1993...Spent the year washing dishes and working in a furniture factory to support his family...A standout wide receiver, quarterback, running back and defensive back at Douglas Byrd (Fayetteville, N.C.) HS...Ran the 100 meters in 10.39 as a member of the prep track team and also lettered in basketball...He and his wife, Lacreshia, have a daughter, Jhia, and a son, Joseph...Born Jan. 16, 1972 in New Haven, Conn.



Kevin HOUSER 47

HEIGHT: 6-2 **WEIGHT:** 252 **LS**
COLLEGE: Ohio State
JOINED SAINTS: D7-00
NFL EXPERIENCE: 5th Season
BIRTHDATE: 8/23/77

NFL CAREER – Known for his accuracy and rapid delivery, Houser has developed into one of the NFL's most reliable long-snappers. He has handled all snapping duties on punts and placements since his arrival as a seventh-round pick out of Ohio State in 2000.

CAREER TRANSACTIONS – Re-signed by Saints to three-year contract, 10/14/02; Selected by the Saints in the seventh round (228th overall) of the 2000 Draft.

2003 – Appeared in all 16 games for the fourth-straight season and continued to rank among the most consistent performers on the special teams...Posted four tackles on special teams (two solo). **2002** – Handled snapping duties for placekicks and punts...Played in all 16 games for the third-straight season...Also recorded seven special teams tackles...Recorded a season-high three special teams tackles at Tampa Bay, Sept. 8...Added two special teams tackles vs. Carolina, Dec. 29...Left Carolina game briefly with separated shoulder, but returned to finish game. **2001** – Appeared in all 16 games and handled all long snapping duties, snapping for all punts and placements...Also had three special teams tackles. **2000** – Appeared in all 16 regular season games and both playoff contests, snapping for all punts and placements...Also had three special teams tackles (two solo).

COLLEGE – Handled long snapping duties for the Buckeyes from 1996-99, while also seeing action at tight end and on special teams...Had six receptions for 55 yards with two touchdown catches as a senior in 1999...Played in all 12 games as a long snapper on special teams and also at tight end as a junior in 1998...Caught his first collegiate pass, a 10-yard reception in a win over Indiana...Played in all 13 games as the long snapper for all punts and placements and also saw action as a reserve tight end as a sophomore in 1997...Played on the same team as his brother, Bob, who was a senior, as a freshman in 1996, when he played in 11 games for the Rose Bowl Champions as a long snapper.

i joe horn



Year	Team	GP/GS	RECEIVING					RUSHING					Pts.
			No.	Yds.	Avg.	LG	TD	No.	Yds.	Avg.	LG	TD	
1996	Kansas City	9/0	2	30	15.0	21	0	1	7	7.0	7	0	0
1997	Kansas City	8/0	2	65	32.5	47	0	0	0	0.0	0	0	0
1998	Kansas City	16/1	14	198	14.1	57	1	1	0	0.0	0	0	6
1999	Kansas City	16/1	35	586	16.7	76t	6	2	15	7.5	9	0	36
2000	New Orleans	16/16	94	1340	14.3	52	8	6	10	1.7	16	0	48
2001	New Orleans	16/16	83	1265	15.2	56	9	1	4	4.0	4	0	54
2002	New Orleans	16/16	88	1312	14.9	63	7	1	2	2.0	2	0	44
2003	New Orleans	15/14	78	973	12.5	50t	10	2	15	7.5	13	0	60
Totals		112/64	396	5769	14.6	76t	41	14	54	3.9	16	0	248
Saints Totals		63/62	343	4890	14.3	63	34	10	31	3.1	16	0	206

Year	Team	No.	Yds.	Avg.	LG	TD	PUNT RETURNS			
							No.	Yds.	Avg.	LG
1996	Kansas City	0	0	0.0	0	0	0	0.0	0	0
1997	Kansas City	0	0	0.0	0	0	0	0.0	0	0
1998	Kansas City	11	233	21.2	37	0	1	6	6.0	6
1999	Kansas City	9	165	18.3	28	0	1	18	18.0	18
2000	New Orleans	0	0	0.0	0	0	0	0.0	0	0
2001	New Orleans	0	0	0.0	0	0	0	0.0	0	0
2002	New Orleans	0	0	0.0	0	0	0	0.0	0	0
2003	New Orleans	0	0	0.0	0	0	0	0.0	0	0
Totals		20	398	19.9	37	0	2	24	12.0	18
Saints Totals		0	0	0.0	0	0	0	0	0.0	0

ADDITIONAL STATS: Passing — (2001, 1 att., 0 comp., 0 int., 0 yds., 0 LG, 39.6 passer rating); (2003, 1 att., 1 comp., 0 int., 14 yds., 14 LG, 118.8 passer rating) **Total: 2 att., 1 comp., 0 int., 14 yds, 14 LG, 72.9 passer rating;** **Special Teams Tackles** — (1996, 3); (1997, 6); (1998, 10); (1999, 10) **Total: 27; Blocked Punts** — (1997, 1) **Total: 1. Fumble Recoveries** — (2000, 1) **Total: 1; Blocked Punts** — (1997, 1) **Total: 1.**
CAREER HIGHS: Receptions — 13 vs. Carolina (12/2/01); **Receiving Yards** — 180, vs. San Francisco (11/5/00); **Long Reception** — 76, at Seattle (12/26/99); **Receiving TDs** — 4, vs NY Giants (12/14/03); **Rushes** — 1 (14x) last time at Washington (11/30/03); **Rushing Yards** — 16, at Arizona (10/29/00); **Long Rush** — 16, at Arizona (10/29/00); **Rushing TDs** — 0; **Kickoff Returns** — 6, at Indianapolis (11/7/99); **Kickoff Return Yards** — 131, at Indianapolis (11/7/99); **Long Kickoff Return** — 37, vs. Pittsburgh (10/26/98); **Kickoff Returned for TD** — 0; **Punt Returns** — 1 (2x), vs. Oakland (9/6/98) & vs. Pittsburgh (12/18/99); **Punt Return Yards** — 18, vs. Pittsburgh (12/18/99); **Long Punt Return** — 18, vs. Pittsburgh (12/18/99); **Punt Returned for TD** — 0.

POSTSEASON STATISTICS

Year	Team	GP/GS	RECEIVING					RUSHING					
			No.	Yds.	Avg.	LG	TD	No.	Yds.	Avg.	LG	TD	
1997	Kansas City	1/0	1	50	50.0	50	0	0	0	0.0	0	0	0
2000	New Orleans	1/1	0	0	0.0	0	0	0	0	0.0	0	0	0
Totals		2/1	1	50	50.0	50	0	0	0.0	0	0	0	0
Saints Totals		1/1	0	0	0.0	0	0	0	0.0	0	0	0	0

CAREER HIGHS: Receptions — 1, vs. Denver (1/4/98); **Receiving Yards** — 50, vs. Denver (1/4/98); **Long Reception** — 50, vs. Denver (1/4/98); **Receiving TDs** — 0.

! playernotes




Has established himself as one of the NFL's top long-snappers since being selected in the seventh round out of Ohio State in 2000.


Also a top contributor on the coverage units, adding 17 special teams stops over the last four seasons.

SAINTS MAKING A DIFFERENCE: Houser's "Life's a Snap" foundation helps raise money for cancer patients at Children's Hospital of New Orleans and he is also very active in visiting schools across the New Orleans area.

PERSONAL – Organizes and hosts annual celebrity softball game to benefit Children’s Hospital...A registered financial broker...Played both tight end and defensive end at Westlake (Ohio) HS...Had 38 catches and 273 tackles during his career...Lettered in track and basketball...Finance major...Was the third member of his family to play football at Ohio State, following his father, Tom (1969-72) and brother Bob (1993-96)...Kevin and his wife Kristen, have a daughter, Julia, and a son, Michael.

i kevinhouser 

Games Played/Started: (2000, 16/0); (2001, 16/0); (2002, 16/0); (2003, 16/0) **Total: 64/0.**
Postseason Games Played/Started: (2000, 2/0) **Total: 2/0.**
ADDITIONAL STATS: Special Teams Tackles — (2000, 3); (2001, 5); (2002, 7); (2003, 4) **Total: 19; Fumble Recoveries** — (2000, 0); (2001, 0); (2002, 1); (2003, 0) **Total: 1.**



Darren HOWARD 93 DE

HEIGHT: 6-3 WEIGHT: 275
COLLEGE: Kansas State
JOINED SAINTS: D2-00
NFL EXPERIENCE: 5th Season
BIRTHDATE: 11/19/76


NFL CAREER – Primed to emerge as one of the NFL’s elite defenders in 2003, Howard’s season was temporarily derailed when he suffered a dislocated wrist in the opener. He was sidelined with the injury until Nov. 16 vs. Atlanta, but returned to action with a top performance in that game with four tackles and a sack despite wearing a cast on his right forearm. He is one of the cornerstones of the Saints’ emerging defense and was designated the club’s Franchise Player in February. Howard has made a major impact since being selected 33rd overall in the 2000 NFL Draft. He possesses a prototype combination of strength, explosive quickness and intensity, making him a top pass-rusher and stout against the run. Howard’s lower-body strength allows him to anchor against double-teams, a nearly every-down occurrence since setting a club rookie record with 11 sacks in 2000.

CAREER TRANSACTIONS – Signed one-year tender as Saints’ Franchise Player, 5/3/04; Designated the Saints’ Franchise Player, 2/23/04; Selected by the Saints in the second round (33rd overall) of 2000 NFL Draft.

HONORS – 2003: Ed Block Courage Award winner in vote by teammates; **2002:** NFC Defensive Player of the Week (Week 6); **2000:** *Pro Football Weekly* All-Rookie Team, *Football News* All-Rookie Team, *Football Digest* Top 16 Rookies (No. 7), NFC Defensive Rookie of the Month (September).

2003 – Started all eight games he appeared in...Declared inactive for eight contests with dislocated right wrist suffered in the opener at Seattle, Sept. 7...Injury required

surgery...Finished season with 34 tackles (25 solo), five sacks for minus-22 yards and two passes defended...Returned vs. Atlanta, Nov. 16, and started at LDE with cast protecting injured right wrist. Posted four tackles, a sack and a pass defended in the contest, taking 90 percent of the snaps in his 50th NFL game...Added two sacks the following week at Philadelphia, Nov. 23, along with six tackles (four solo) and a pass defended while playing LDE...Posted three solo tackles at Washington, Nov. 30...Moved back to RDE – his position since the start of 2002 – vs. Tampa Bay, Dec. 7, and had seven stops (three solo). He would stay at RDE the rest of the season...Recorded a sack and four solo tackles vs. the New York Giants, Dec. 14...Equaled his season-high (and career-high) with seven tackles (five solo) at Jacksonville, Dec. 14...Finished season with a sack and three tackles (two solo) vs. Dallas, Dec. 28. **2002** – Appeared in 16 games, starting 15 at RDE and posting 56 tackles (44 solo) to lead all linemen, including a team-high eight sacks (minus-51 yards), while adding four passes defended, four forced fumbles and a blocked field goal...Put together three multiple-sack games...Finished season tied for 12th in the NFC in sacks...Despite not starting opener at Tampa Bay, Sept. 8, Howard played his regular snaps at end and his second-quarter block of a 47-yard FG attempt helped New Orleans maintain a 13-3 lead at halftime...Had a solo tackle vs. Green Bay, Sept. 15, before leaving game in second quarter with right shoulder sprain...After being held without a sack over the first five games while recovering from off-season shoulder surgery, Howard returned to full strength at Washington, Oct. 13, dropping Redskins QB Patrick Ramsey three times for minus-24 yards. For his efforts, Howard was named NFC Defensive Player of the Week...Recorded four solo tackles, a pass defended and a forced fumble – which led to a fourth-quarter Saints touchdown – vs. San Francisco, Oct. 20, giving New Orleans a 25-24 lead...Recorded four solo tackles, an assisted tackle and 1.5 sacks for minus-6.5 yards vs. Atlanta, Oct. 27...Posted six tackles (five solo), a sack for minus-three yards and a forced fumble at Carolina, Nov.

! playernotes 

Career sack total of 30 already ranks 10th in club history.

Because of his dedication to getting back on the field following his injury in the opener, Howard was honored as the Ed Block Courage Award winner in a vote by his teammates.

Long arms and quickness make Howard particularly effective in pass defense, as he has knocked down 19 throws during his career and snared two interceptions.

First draft choice of the Saints after the arrival of Coach Jim Haslett in 2000 and has played in every game he has been active for since, starting 55 of 56 contests.

No defender in club history has posted more sacks in his first three seasons with the Saints than Howard’s 25 from 2000-2002.

Unanimous All-Rookie selection in 2000, when he set a club rookie record with 11 sacks.

SAINTS MAKING A DIFFERENCE: Howard’s charitable foundation – “93 Ways Arts” – offers access to training, education and exposure to the arts for underprivileged and at-risk youth. Howard provided tickets to each Saints home game to members of his foundation, giving many an opportunity to see a professional football game for the first time. Howard made a difference in the life of a local youth by adopting a little brother for a day in the club’s NFL/United Way Hometown Huddle event. He also served as the Saints’ United Way representative for 2003.

ORGANIZATION
PLAYERS
REVIEW
RECORDS
HISTORY
SPECIFICS

10...Tallied three solo tackles, two assists, a sack for minus-8 yards and a forced fumble vs. Tampa Bay, Dec. 1...Recorded three solo tackles, an assist and 1.5 sacks vs. Minnesota, Dec. 15...Posted two solo tackles and a forced fumble vs. Carolina, Dec. 29. **2001** – Followed sparkling rookie season with another solid campaign...Started all 16 games at LDE...Finished with a career-high 60 tackles (41 solo), six sacks for 38 yards lost, an interception, three forced fumbles and four passes defended...Tackle total ranked ninth on team and second among linemen...Was tied for club lead in forced fumbles and led linemen in passes defended...Put together three multiple sack games on the year...Tallied three solo tackles, two sacks for minus-10 yards and a forced fumble vs. Minnesota, Oct. 7...Three solo tackles and a forced fumble vs. Atlanta, Oct. 21...Recorded a solo tackle, an interception with a 37-yard return, a pass defended and a forced fumble at St. Louis, Oct. 28...Set a career high with seven tackles (four solo) vs. N.Y. Jets, Nov. 4...Recorded four solo tackles, an assisted tackle and a sack for minus-four yards vs. Carolina, Dec. 2...Had two solo tackles, two assisted tackles and 1.5 sacks for minus-9.5 yards at Atlanta, Dec. 9...Recorded a career-high seven tackles (five solo), 1.5 sacks for minus-15 yards and a forced fumble vs. St. Louis, Dec. 17. **2000** – Finished third on team with a club rookie-record 11 sacks for minus-62 yards, 53 tackles (32 solo), an interception for 46 yards, nine passes defended, two forced fumbles, and two fumble recoveries...Started all 16 games at LDE and both playoff games...Shattered DE Renaldo Turnbull's previous record for sacks by a rookie (nine in 1990) with his 11-sack performance...Also led all NFL rookies in sacks and was named to several All-Rookie teams...Was named NFL Defensive Rookie of the Month for September after compiling 14 tackles (six solo), three sacks for minus-18 yards, a forced fumble, and two passes defended...Registered first forced fumble of his career at the New Orleans 39 to stop a Lions scoring drive, vs. Detroit, Sept. 3...Recorded his first two NFL sacks at San Diego, Sept. 10...Posted sacks in three-consecutive games: Sept. 24, vs. Philadelphia; at Chicago, Oct. 8; vs. Carolina, Oct. 15...Had a solo tackle, five assisted tackles, a pass defended, and first career interception return for 46 yards, which he fumbled at the one-yard line, narrowly missing a touchdown at Carolina, Nov. 12...Had three solo tackles, two assisted tackles, a sack for minus-eight yards, and a pass defended vs. Oakland, Nov. 19...Had three solo tackles, an assisted tackle, a sack for minus-5 yards, two passes defended and a fumble recovery in win at St. Louis, Nov. 26...Had two solo tackles and a sack for minus-9 yards vs. Denver, Dec. 3, tying Turnbull's rookie record for sacks...Broke the record the following week at San Francisco, Dec. 10, with a sack...Had sack in his sixth-consecutive game the next week vs. Atlanta, Oct. 22...Tied his career high in tackles with six (four solo) vs. St. Louis, Dec. 24...Started both playoff games and recorded four tackles (three solo).

COLLEGE – Set a school record 29.5 sacks in his four-year career at Kansas State while his 54 tackles behind the line of scrimmage ranked second on the Wildcats' all-time record chart...Manned the strongside defensive end position with 53 tackles (36 solo) with 5.5 sacks for minus-40 yards, 14 stops for minus-65 yards and 15 quarterback pressures...Recovered a fumble and forced six others...Finished third on the team with nine pass deflections and had a pair of interceptions...First-team All-Big 12 Conference selection by the league's coaches, the Associated Press and Kansas City Star in 1998...Team's Co-Defensive MVP...As a junior, started the first 10 games at strongside end before moving inside to tackle for the final two contests...Recorded 51 tackles (33 solo) as he led the conference with 10.5 sacks for minus-74 yards...Consensus All-Big 12 second-team choice as a sophomore in 1997...Started a year at strongside end and recorded 58 tackles (29 solo)...Ranked 11th in the nation with 11 sacks for minus-68 yards, a half-sack shy of the school-season

record...Recovered three fumbles and forced two...Appeared in the final nine games of his redshirt freshman year with 29 tackles (16 solo) and 2.5 sacks...Redshirted as a freshman in 1995...Social science major.

PERSONAL – All-City, All-County and All-Suncoast selection at Boca Ciega (St. Petersburg, Fla.) HS...Had 76 tackles (42 solo) as an outside linebacker and rushed for 520 yards on 59 carries at running back...Also was a tight end...Lettered in basketball, leading the team to the 1994 Florida state championship...Born Nov. 19, 1976 in St. Petersburg, Fla.

i darrenhoward



Year	Team	GP/GS	S	A	TT	Sk.-Yds.	Int.-Yds.-LG	PD	FF	FR
2000	New Orleans	16/16	32	21	53	11-62	1-46-46	9	2	2
2001	New Orleans	16/16	41	19	60	6-38.5	1-37-37	4	3	0
2002	New Orleans	16/16	44	12	56	8-51	0-0-0	4	4	0
2003	New Orleans	9/9	25	9	34	5-22	0-0-0	3	0	0
Totals		57/57	142	61	203	30-184	2-83-46	20	9	2

CAREER HIGHS: Tackles — 7 (4x), last time at Jacksonville (12/21/03); **Sacks** — 3 at Washington (10/13/02); **Interceptions** — 1 (2x), at Carolina (11/12/00) & at St. Louis (10/28/01); **Int. Ret for TD** — 0; **Forced Fumbles** — 1 (9x), last time vs. Carolina (12/29/02); **Fumble Recoveries** — 1 (2x), at Arizona (10/29/00) & at St. Louis (11/26/00).

POSTSEASON STATISTICS

Year	Team	GP/GS	S	A	TT	Sk.-Yds.	Int.-Yds.-LG	PD	FF	FR
2000	New Orleans	2/2	3	1	4	0-0	0-0-0	0	0	0
Totals		2/2	3	1	4	0-0	0-0-0	0	0	0

CAREER HIGHS: Tackles — 2 (2x), vs. St. Louis (12/30/00) & at Minnesota (1/6/01); **Sacks** — 0; **Interceptions** — 0; **Int. Ret for TD** — 0; **Forced Fumbles** — 0; **Fumble Recoveries** — 0.



Kendyl JACOX

64

C/G

HEIGHT: 6-2 WEIGHT: 325

COLLEGE: Kansas State

JOINED SAINTS: UFA-02 (SD)

NFL EXPERIENCE: 7th Season

BIRTHDATE: 6/10/75

NFL CAREER – Solid veteran has ranked among the offensive line's most consistent performers since arriving in New Orleans as an Unrestricted Free Agent from the San Diego Chargers in 2002. After starting 16 games in 2002, Jacox opened 11 of the 12 games he appeared in last season. With the ability to play both guard spots and center, Jacox gives the club tremendous flexibility. And his professional approach and dedication to his craft makes him one of the club's quiet leaders in the locker room.

CAREER TRANSACTIONS – Signed to a five-year contract by the Saints, 5/28/02; Placed by San Diego Chargers on reserve/injured, 12/4/99; Signed by San Diego Chargers as an undrafted free agent, 4/20/98.

! playernotes

Jacox has started 27 of the 28 games he has played in for the Saints over the last two seasons.

Versatile lineman has superior quickness and athleticism for his size, evident when he hustles in front of running backs to serve as a 330-pound escort on sweeps and screens.

SAINTS MAKING A DIFFERENCE: Jacox has become a fan favorite since coming to New Orleans by often serving as a guest speaker at fan club meetings. He also helped to raise over \$10,000 for Second Harvesters Food Bank by taking part in the "Taste of the Saints" fundraiser.

2003 – Started 11 games at left guard, teaming with LT Wayne Gandy to give the Saints a solid duo in both the running game and pass protection...Started the first nine games, but suffered a knee injury in the fourth quarter at Tampa Bay, Nov. 2, that placed him on the inactive list for the next five games (vs. Atlanta, Nov. 16 until vs. Tampa Bay, Dec. 7...Was a reserve at guard and played on special teams vs. New York Giants, Dec. 14, his lone game with the Saints that he has been active for but not started...Returned to the starting lineup at LG for the final two contests. **2002** – Started all 16 games at left guard after winning a training camp competition with incumbent Wally Williams...Part of a unit that created room for RB Deuce McAllister to rush for a career-high 1,388 yards and created time for the Saints to score a team-record 432 points. **2001** – Started every game at center for a rushing offense that helped spring rookie RB LaDainian Tomlinson to 1,236 yards rushing, the second-highest single season total in team history and the highest ever for a rookie. **2000** – Played in all 16 games with three starts...Saw action primarily on special teams in first six games...Started at H-Back at Buffalo, Oct. 15...Returned to role on special teams for games 8-14...Entered starting lineup at RG at Carolina, Dec. 17...Switched over to start at LG in finale vs. Pittsburgh, Dec. 24. **1999** – Saw action in 11 games with five starts...Inactive for opener at Cincinnati, Dec. 19, while recovering from preseason knee injury...After seeing action in reserve role for three games, started at LG vs. Seattle, Oct. 17...Started at RG at Kansas City, Oct. 31, vs. Denver, Nov. 7, and at Oakland, Nov. 14...Started at LG at Minnesota, Nov. 28...Placed on reserve/injured, Dec. 4, after season-ending arthroscopic knee surgery. **1998** – Started six of 16 games played as rookie in 1998...All six starts came at RG...Saw action mainly on special teams in first six games...Moved into starting lineup vs. Philadelphia, Oct. 18...Saw action as reserve and on special teams in final three games.

COLLEGE – Started 1997 Fiesta Bowl for Kansas State...Second on team with 24 "Dominator" blocks... Earned first-team All-Big 12 honors as a senior...Selected to play in 1998 East-West Shrine All-Star game...Social sciences major.

PERSONAL – A two-time first-team all-district center at Carter (Dallas, Texas) HS...Honorable mention All-State Pick as a senior...Married (Alyssa)...Full name: Kendyl LaMarc Jacox...Born June 10, 1975 in Dallas, Texas.

i kendyljacox

Games Played/Started: San Diego — (1998, 16/6); (1999, 11/5); (2000, 16/3); (2001, 16/16); New Orleans — (2002, 16/16); (2003, 11/11). Totals: 86/67 (San Diego, 59/30; New Orleans, 27/27).



Ronney JENKINS 25

HEIGHT: 5-11 WEIGHT: 199
COLLEGE: Northern Arizona
JOINED SAINTS: FA-04
NFL EXPERIENCE: 5th Season
BIRTHDATE: 5/25/77

RB

NFL CAREER – Former NFL kickoff return leader was signed by the Saints in January after playing in 52 games in his career. Jenkins appeared in seven contests for the Oakland Raiders in 2003 before being released in November, returning 25 kickoffs for 553 yards. His most productive years came from 2000-03 for the San Diego Chargers, where he played in 45 games. For his career, Jenkins has 190 kickoff returns for 4,550 yards (23.9-yard average) and three touchdowns.

CAREER TRANSACTIONS – Signed by Saints to one-year contract, 1/9/04; Released by Oakland Raiders, 11/4/03; Signed by the Oakland Raiders, 3/17/03; Signed by the San Diego Chargers an undrafted free agent, 4/17/00.

HONORS – **2001:** AFC Special Teams Player of the Month (October); **2000:** AFC Special Teams Player of the Week (Week 2).

2003 – Played in seven games for the Oakland Raiders before being waived, Nov. 4...Had 25 kickoff returns for 553 yards, with a long of 33...Also posted two special teams tackles. **2002** – Appeared in 13 games for San Diego, returning 40 kickoffs for 925 yards...Had a season-long 56-yard return vs. Oakland, Dec. 8, and a 52-yard burst at St. Louis, Nov. 10. **2001** – Set Chargers' single-season record and had a league-leading 1,541 kickoff returns yards and a 26.6-yard average...Set club kickoff return record with 250 yards vs. Oakland, Nov. 8. Had a 93-yard return for a touchdown and a 67-yard return on the opening kickoff in the second half...Named AFC Special Teams Player of the Month for October...Also named to USA Today's All-Joe team...Had 214 return yards vs. New England, Oct. 14. **2000** – Ranked 10th in the AFC with a 22.9-yard kickoff return average...Posted 1,531 yards on 67 kickoff returns for the season...Earned AFC Special Teams Player of the Week honors after scoring first career touchdown on a 93-yard return vs. New Orleans in Week 2...Also had eight carries for six yards on the season.

COLLEGE – At Northern Arizona, was second-team All-Big Sky Conference performer in 1999...Had 10 touchdown catches on 67 receptions for 716 yards as a sen-

! playernotes

Led the NFL with 1,541 kickoff return yards in 2001, averaging 26.5 yards per return.

Has returned three kickoffs for touchdowns in his career, including a 93-yarder vs. the Saints in 2000.

Has recorded 10 kickoff returns of 40 yards or more in his NFL career.

ORGANIZATION

PLAYERS

REVIEW

RECORDS

HISTORY

SPECIFICS

ORGANIZATION

PLAYERS

REVIEW

RECORDS

HISTORY

SPECIFICS

53 Roger KNIGHT LB (cont.)

CAREER TRANSACTIONS – Signed one-year contract (ERFA) with Saints, 4/1/04; Offered one-year contract tender as a Exclusive Rights Free Agent by Saints, 2/28/04; Placed by Saints on reserve/injured, 12/12/01; Signed by the Saints off the practice squad, 12/4/01; Waived by Pittsburgh Steelers, 8/31/01; Chosen by Pittsburgh Steelers in the sixth round (182nd overall) of the 2001 NFL Draft.

2003 – Played in all 16 games with the first two starts of his NFL career...Initial NFL start came on the strong-side at Tennessee in place of LB Sedrick Hodge. Knight posted a career-high 10 tackles in the contest (eight solo)...Also started vs. Indianapolis, Sept. 28 and had five tackles (four solo)...Recorded five tackles (four solo) and a fumble recovery in extended action at Tampa Bay, Nov. 2...Forced a fumble vs. New York Giants, Dec. 14 and had one solo tackle...Played in all 16 games on special teams and had 11 tackles (seven solo). **2002** – Came off the bench to play in all 16 games...Ranked fourth on the team with 17 special teams tackles and added 10 defensive tackles...Saw his first significant action at linebacker in fourth quarter at Chicago, Sept. 22, in relief of an injured Darrin Smith and had an assisted tackle, a special teams tackle and an assisted special teams stop...Recorded three special teams tackles vs. Tampa Bay, Dec. 1. **2001** – After spending training camp with the Pittsburgh Steelers, Knight was signed to the Saints' active roster, Dec. 4...Saw action on special teams in debut at Atlanta, Dec. 9 and had a special teams tackle... Suffered a knee injury in third quarter and did not return...Placed on reserve/injured, Dec. 12.

COLLEGE – Started 24 games for Wisconsin...As a senior in 2000, started every game at either inside or outside linebacker and finished second on the team with 87 tackles...Also had eight tackles for losses, four sacks, five quarterback pressures and two passes defended...Split time in 1999 between inside and outside linebacker and started eight games (six at OLB)...Registered 63 tackles and finished third on the team with seven tackles for losses...Academic All-Big Ten in 1998...Started first two games before injuring ankle...Returned but re-injured ankle and finished season with nine tackles in six games...Played on special teams as a true freshman in 1997...Majored in mechanical engineering.

PERSONAL – A first-team All-State selection as a senior at Brooklyn (N.Y.) Tech...Two-time All-Brooklyn honoree...His 211 career tackles set school record...Captain and MVP as a senior when he recorded 108 stops and an interception...Also caught 19 passes for 327 yards and six TDs as a tight end in his final two seasons...Full name: Roger Oliver Knight...Born Oct. 11, 1978 in St. Ann's, Jamaica.

i rogerknight



Year	Team	GP/GS	S	A	TT	Sk.-Yds.	Int-Yds.-LG	PD	FF	FR
2001	New Orleans	1/0	0	0	0	0-0	0-0-0	0	0	0
2002	New Orleans	16/0	3	7	10	0-0	0-0-0	0	0	0
2003	New Orleans	16/2	17	5	22	0-0	0-0-0	0	1	1
Totals		33/2	20	12	32	0-0	0-0-0	0	1	1

ADDITIONAL STATS: Special Teams Tackles — (2001, 1); (2002, 17); (2003, 12) **Total: 30**

CAREER HIGHS: Tackles — 10, at Tennessee (9/21/03); **Sacks** — 0; **Interceptions** — 0; **Forced Fumbles** — 1, vs. N.Y. Giants (12/14/03); **Fumble Recoveries** — 1, at Tampa Bay (11/2/03).



Derrick LEWIS

12

WR

HEIGHT: 6-2 **WEIGHT:** 185

COLLEGE: San Diego State

JOINED SAINTS: FA-02

NFL EXPERIENCE: 2nd Season

BIRTHDATE: 10/30/75

NFL CAREER – Signed as an undrafted rookie following the 2002 NFL Draft, Lewis has shown glimpses of his rare talent in practice over the last two years. Made the final roster coming out of training camp last season but spent seven weeks on the practice squad. Lewis spent the offseason in NFL Europe.

CAREER TRANSACTIONS – Allocated to NFL Europe (Frankfurt Galaxy) 1/26/04; Signed to active roster, 11/26/03; Signed to practice squad, 9/25/03; Waived by the Saints, 9/24/03; Signed off the practice squad by the Saints, 12/22/02; Waived by the Saints, 9/1/02; Agreed to terms with the Saints, 4/23/02.

2003 – Made the 53-man roster coming out of camp after leading the Saints in the preseason with six catches for 108 yards, including a 44-yard grab...Saw limited action in three games...Declared inactive for four contests and did not play in another...Waived Sept. 24 and signed to the practice squad the next day...Signed to active roster, Nov. 26...Had the first catch of his career, a seven-yard grab, at Washington, Nov. 30...Did not play vs. Tampa Bay and declared inactive for final three contests. **2002** – Spent 15 games on practice roster...NFL debut came vs. Carolina, Dec. 29.

COLLEGE – Posted 85 receptions for 1,731 yards and seven TDs over three-year career at San Diego State...Had 28 grabs for 398 yards as a senior...As a junior, started 11 games and had 31 catches for 782 yards and three TDs...His 25.2 yards per catch average was the best in the nation...Attended Sacramento (Calif.) JC in 1998 – his first year of organized football – and caught 34 passes.


PERSONAL – Attended Joseph S. Clark HS in New Orleans, where he became the first area athlete to qualify in four events at state track meet...Named All-Metro and All-City in track, basketball and baseball as a senior...Also earned All-America and All-State track honors in 1995...Holds state high school records in long jump (23-6) and triple jump (49-5)...Majored in public administration...Sung National Anthem prior to game in the Superdome last season...He and wife, Demetrice, have four children...Full name: Derrick Lamont Lewis...Born Oct. 30, 1975 in New Orleans.

i derricklewis



Year	Team	GP/GS	No.	Yds.	Avg.	LG	TD	Pts.
2002	New Orleans	1/0	0	0	0.0	0	0	0
2003	New Orleans	3/0	1	7	7.0	7	0	0
Totals		4/0	1	7	7.0	7	0	0

CAREER HIGHS: Receptions — 1, at Washington (11/30/03); **Receiving Yards** — 7, at Washington (11/30/03); **Long Reception** — 7, at Washington (11/30/03); **Receiving TDs** — 0.



Michael LEWIS 84

HEIGHT: 5-8 WEIGHT: 173

COLLEGE: None

JOINED SAINTS: FA-01

NFL EXPERIENCE: 4th Season

BIRTHDATE: 11/14/71

WR

NFL CAREER – The popular New Orleans native has beaten the odds to become one of the NFL's most feared kickoff and punt return specialists. Lewis made his first NFL roster in 2001 at the age of 29. Previously, he had worked several jobs to support his family following his high school graduation 11 years earlier. Lewis has also had stints in NFL Europe, Arena Football and the Indoor Professional Football League. After a solid rookie season where he showed flashes of his game-breaking ability, Lewis took his performance to a new level in 2002 and authored one of the most prolific seasons by a return man in league history. He set an NFL record with 2,432 combined yards on kickoff and punt returns and capped a memorable year with a selection to the Pro Bowl and almost every All-Pro team. In 2003, Lewis averaged 23.7 yards per kickoff return and 9.2 yards on punt returns while also becoming a more integral part of the offensive attack.

CAREER TRANSACTIONS – Signed three-year contract extension, 10/8/03; Signed to active roster from practice squad, 12/21/01; Signed to Saints practice squad, 10/31/01; Waived by Saints, 10/30/01; Signed by Saints, 2/9/01; Waived by Philadelphia Eagles, 8/21/00, Signed by Philadelphia Eagles prior to training camp, 2000.

HONORS – **2002:** Pro Bowl, Associated Press First Team All-Pro, NFC Special Teams Player of the Week (Week 6), NFL Alumni Special Teams Player of the Year, *Sports Illustrated* All-Pro, *College & Pro Football Newsweekly* First Team All-Pro, *Pro Football Weekly* All-NFL and All-NFC, *Football Digest* First Team All-Pro, *The Sporting News* All-Pro.

2003 – Followed his record-breaking season in 2002 with a solid encore, posting 1,571 total yards (1,068 on kickoff returns, 275 on punt returns, 226 receiving and two rushing)...Played in 13 games with one start at WR, missed three games with injuries (at Carolina, Oct. 5 and vs. Chicago, Oct. 12 with a groin injury; at Washington, Nov. 30 with a right ankle sprain)...Ranked ninth in the NFC in kickoff returns with a 23.7-yard average (45 returns for 1,068 yards) and seventh in the conference in punt return average at 9.2 (30 for 275 yards)...Also hauled in a career-high 12 passes for 226 yards and a touchdown and added eight special teams tackles...Shook loose for a 37-yard kickoff return in the opener vs. Seattle, Sept. 7, and added four punt returns for 31 yards. Also notched his lone rushing attempt of the season, a two-yard gain...In the Superdome vs. Houston, Sept. 14, showed his worth on coverage units when he chased down the Texans' J.J. Moses following a 70-yard kickoff return late in the fourth quarter...Recorded five kickoff returns for 111 yards and two special teams tackles at Tennessee, Sept. 21...Returned six kickoffs for 131 yards vs. Indianapolis, Sept. 28, before suffering a groin injury in the third quarter...Injury would place him on the inactive list for the next two contests...Returned to action at Atlanta, Oct. 19, and posted the first two receptions of the season for 12 yards, adding three kickoff returns for

84 Michael LEWIS WR (cont.)

70 yards...Had most productive return day of 2003 vs. Carolina, Oct. 26, recording five kickoff returns for 145 yards – including season-long 53-yard burst – and two punt returns for 45 yards, including 26- and 19-yard returns...Notched first receiving touchdown of his career with 38-yard scoring grab at Tampa Bay, Nov. 2, part of a three-catch, 69-yard day. Touchdown catch in the second quarter completed a one-play drive following an interception and gave New Orleans a 7-0 lead...Started first game of his career at wide receiver vs. Atlanta, Nov. 16 and had four catches for 85 yards, including a season-long 39-yard grab and a 23-yard reception. Added four kickoff returns for 111 yards, including a 39-yard return to open overtime...At Philadelphia, Nov. 23, saw action at WR and on special teams before suffering a sprained right ankle in the second quarter. Injury forced him to miss the following contest at Washington, Nov. 30...Had four punt returns for 57 yards and three kickoff returns for 87 yards vs. Tampa Bay, Dec. 7, including a 49-yarder...At Jacksonville, Sept. 21, took lateral from WR Donte' Stallworth on game's final down and pitched it to RB Deuce McAllister, whose lateral to WR Jerome Pathon resulted in a touchdown on a

! playernotes



Ranks among the NFL's most dangerous kick and punt return specialists.

In 2003, ranked fifth in the NFC in kickoff returns with a 23.7-yard average and seventh in punt returns at 9.2.

Continues to emerge as a viable offensive threat at wide receiver, recording a career-high 12 receptions for 226 yards and a touchdown last season.

In 2002, set team single-season records for kickoff return yardage (1,807) and punt return yards (625) and was voted to the Pro Bowl and selected to the Associated Press All-Pro team.

Impact on special teams isn't limited to returns, as the speedy Lewis has posted 26 tackles on the coverage units over the last two seasons.

SAINTS MAKING A DIFFERENCE: Named the club's "Man of the Year" in 2003, Lewis maintains a strong presence in the community by making frequent visits to schools, hospitals, treatment centers, elderly homes and fan clubs. He participates annually in the NFL Hometown Huddle – taking on a "little brother" for the day from Big Brothers/Big Sisters – and he donates time and money to the club's annual Thanksgiving Turkey Giveaway. Lewis, who holds an annual football clinic for area youth, also helped to raise more than \$10,000 for Second Harvesters Food Bank by taking part in the "Taste of the Saints" fundraiser.

memorable, 75-yard scoring play...Finished season with solid performance vs. the Cowboys, posting two receptions for 46 yards, including a 38-yard catch in the third quarter to the Dallas 2 that set up a field goal. He added two kickoff returns for 54 yards and three punt returns for 23 yards in the victory. **2002** – After securing a roster spot with a strong performance in training camp, Lewis went on to have one of the greatest seasons by a kickoff and punt return specialist in NFL history and was voted to the Pro Bowl...Shattered the NFL record for combined kickoff and punt return yardage with 2,432 yards in 2002 (breaking the mark of 2,187, set by WR MarTay Jenkins of Arizona in 2000)...Lewis returned 44 punts for 625 yards (14.2 avg.) with a TD and 70 kickoffs for 1,807 yards (25.8 avg.) and two TDs...Added eight receptions for 200 yards and had a rushing attempt for 15 yards...Finished third on the special teams coverage units with 18 stops and a forced fumble...Set franchise records for punt return yardage (625), kickoff return yardage (1,807) and combined kickoff and punt return yardage (2,432)...After record-setting season, Lewis held eight franchise

marks associated with kick and punt returns... Finished second in the NFC in punt return average (14.2) and fourth in kickoff return average (25.8)... Returned a kickoff and a punt for a touchdown at Washington, Oct. 13, becoming only the seventh player in NFL history to achieve the feat in the same game and became the first player in club history to return both a punt and kickoff for a TD in a contest... Saw action both at wide receiver and on special teams at Tampa, Sept. 8 and had three punt returns for 48 yards, three kickoff returns for 52 yards and a special teams tackle... Recorded four punt returns for 44 yards and five kickoff returns for 111 yards vs. Green Bay, Sept. 15... Had a punt return for nine yards, six kickoff returns for 141 yards and two assisted special teams tackles at Chicago, Sept. 22... Had three punt returns for 20 yards and seven kickoff returns for 158 yards at Detroit, Sept. 29, setting a career-high in kickoff returns... Had two receptions for 70 yards, a punt return for 83 yards and a TD (tied club record; shared with Tyrone Hughes, 83-yard return for TD at Philadelphia, 12/26/93) and five kickoff returns for 203 yards, including a 90-yard TD in record-shattering day at Washington, Oct. 13. His 286 combined return yards ranks fifth in NFL history and second in Saints history (Hughes holds NFL and Saints record with 347 vs. L.A. Rams, 10/23/94)... Had seven punt returns for 98 yards, four kickoff returns for 56 yards at Carolina, Nov. 10, setting career-highs in punt returns and punt return yardage... In most extensive action at wide receiver to date, posted three receptions for a career-high 114 yards and four kickoff returns for 103 yards vs. Cleveland, Nov. 24... Had four kickoff returns for 183 yards, including a career-high 97-yard TD vs. Minnesota, Dec. 15... Had a reception for eight yards, four punt returns for 40 yards and two kickoff returns for 58 yards at Cincinnati, Dec. 22, in game in which Lewis established NFL record for combined kickoff and punt return yardage... Had five punt returns for 139 yards and three kickoff returns for 62 yards in finale vs. Carolina, Dec. 29. **2001** - Utilized primarily on special teams, Lewis played in eight games, returning eight kickoffs for 762 with a 23.8-yard average, returning 14 punts for 81 yards (5.8 avg.) and chipping in with six special teams tackles... Kickoff return average ranked eighth in the NFC... In his NFL debut at Buffalo, Sept. 9, he had two punt returns for nine yards and two kickoff returns for 55 yards. Left the game in the second quarter with an ankle injury and did not return... At N.Y. Giants, Sept. 30, returned four punts for nine yards, had two kickoff returns for 82 yards and two fumbles, one of which went out of bounds... Took back six kickoffs for 126 yards at Carolina, Oct. 14... Declared inactive at St. Louis, Oct. 28... Waived by the Saints, Oct. 30, and signed to the practice squad the next day... Re-signed to the active roster from the practice squad Dec. 21, and had six kickoff returns for 132 yards and a special teams tackle at Tampa Bay, Dec. 23... Recorded seven kickoff returns for 120 yards vs. Washington, Dec. 30... Had six kickoff returns for 158 yards vs. San Francisco, 1/6/02. **2000** - After being waived by the Philadelphia Eagles at the end of training camp, Lewis was signed to the Saints practice squad near the end of the season.

PERSONAL - Played for the New Jersey Red Dogs of the Arena Football League from 1999-2000 and played for the Louisiana Bayou Beast of the Indoor Professional Football League in 1998-99... Finished as the league's all-time TD career reception leader with 23... Also played in NFL Europe in 2001. While with the Rhein Fire that season, he recorded 20 receptions for 262 yards and three TDs and nine kickoff returns for 185 yards... At one time drove a beer truck to support his family and continue his dream of playing football... Attended Grace King (Metairie, LA) HS... Full name: Michael Lee Lewis... Born Nov. 14, 1971 in New Orleans.

i michaellewis



Year	Team	RECEIVING						RUSHING					
		GP/GS	No.	Yds.	Avg.	LG	TD	No.	Yds.	Avg.	LG	TD	Pts.
2001	New Orleans	8/0	0	0	0.0	0	0	0	0	0.0	0	0	0
2002	New Orleans	16/0	8	200	25.0	59	0	1	15	15.0	15	0	0
2003	New Orleans	13/1	12	226	18.8	39	1	1	2	2.0	2	0	6
Totals		24/0	20	426	21.3	59	1	2	17	8.5	15	0	6

Year	Team	KICKOFF RETURNS					PUNT RETURNS				
		No.	Yds.	Avg.	LG	TD	No.	Yds.	Avg.	LG	TD
2001	New Orleans	32	762	23.8	68	0	14	81	5.8	32	0
2002	New Orleans	70	1807	25.8	97t	2	44	625	14.2	83t	1
2003	New Orleans	45	1068	23.7	53	0	30	275	9.2	27	0
Totals		147	3637	24.7	97t	2	88	981	11.1	83t	1

ADDITIONAL STATS: Special Teams Tackles - (2001, 6); (2002, 18); (2003, 8) **Total: 32.**
CAREER HIGHS: Receptions - 4, vs. Atlanta (11/16/03); **Receiving Yards** - 114, vs. Cleveland (11/24/02); **Long Reception** - 59, vs. Cleveland (11/24/02); **Receiving TDs** - 1, at Tampa Bay (11/2/03); **Rushes** - 1 (2x) vs. San Francisco (10/20/02) & at Seattle (9/7/03); **Rushing Yards** - 15, vs. San Francisco (10/20/02); **Long Rush** - 15, vs. San Francisco (10/20/02); **Rushing TDs** - 0; **Kickoff Returns** 7 (2x), vs. Washington (12/30/01) & at Detroit (9/29/02); **Kickoff Return Yards** - 201, vs. Atlanta (10/27/02); **Long Kickoff Return** - 97t, vs. Minnesota (12/15/02); **Kickoff Returned for TD** - 1 (2x), at Washington (10/13/02) & vs. Minnesota (12/15/02); **Punt Returns** - 7, at Carolina (11/10/02); **Punt Return Yards** - 139 vs. Carolina (12/29/02); **Long Punt Return** - 83t, at Washington (10/13/02); **Punt Returned for TD** - 1, at Washington (10/13/02).

! worthnoting



WR Michael Lewis shattered the NFL record of combined kickoff and punt return yardage in a season with 2,432 in 2002. Voted to the Pro Bowl and selected to the Associated Press All-Pro team that season, Lewis posted 1,807 yards in kickoff returns and 625 punt return yards, setting team records in both categories.

The elusive returner had another solid season in 2003, averaging 23.7 yards per kick return (45 for 1,068 yards) and 9.2 on punt returns (30 for 275). He is only 29 yards from becoming only the second player in team history to record over 1,000 yards in punt returns.

SAINTS ALL-TIME PUNT RETURN YARDAGE

Player, Years	No.	Yards	Avg.
CB Tyrone Hughes, 1993-96	116	1,060	9.1
WR Michael Lewis, 2001-	88	981	11.1
WR Jeff Groth, 1981-85	104	887	8.5

SAINTS ALL-TIME KICK RETURN YARDAGE

Player, Years	No.	Yards	Avg.
CB Tyrone Hughes, 1993-96	229	5,717	25.0
WR Michael Lewis, 2001-	147	3,637	24.7
WR Eric Guliford, 1997-98	61	1,559	25.5

NFL RECORD, PUNT AND KICKOFF RETURN YARDAGE IN A SEASON

Player	Year	Total	KOR	PR
1. Michael Lewis, NO	2002	2,432	1,807	625
2. MarTay Jenkins, ARZ	2000	2,187	2,186	1
3. Charlie Rogers, SEA	2000	1,992	1,629	363
4. Tyrone Hughes, NO	1996	1,943	1,791	142



Deuce McALLISTER 26

HEIGHT: 6-1 WEIGHT: 232

COLLEGE: Mississippi

JOINED SAINTS: D1-01

NFL EXPERIENCE: 4th Season

BIRTHDATE: 12/27/78

RB

NFL CAREER – Over the last two seasons, McAllister has become as one of the NFL's most productive running backs, been voted to the Pro Bowl twice and has ranked as the most consistent weapon on the Saints' offense. In 2003, he finished second in the NFC in rushing and fourth in the league with a career-high 1,641 yards on 351 carries. That total is also second in club history (RB George Rogers, 1,674 yards, 1981). Including the 516 yards he recorded on a career-high 69 receptions, McAllister posted 2,157 yards from scrimmage to set a club record and rank second in the NFC. All of these accomplishments were a stunning encore to his 2002 season, when in his first year as a starter he led the conference with 1,388 rushing yards, scored 16 TDs and was voted to the Pro Bowl. McAllister is only the second running back in club history to rush for over 1,000 yards in successive seasons, and the first to be voted to the Pro Bowl in two-straight years. He also has rushed for over 100 yards 17 times in his career, a club record that ranks second in the NFL since the start of 2002 (trailing only RB Clinton Portis of the Washington Redskins, who has 18 over the last two seasons). The Saints are 11-6 when McAllister reaches the milestone.

CAREER TRANSACTIONS – Signed by the Saints to a six-year contract, 8/4/01; Selected by the Saints in the first round (23rd overall) of the 2001 NFL Draft.

HONORS – **2003:** Pro Bowl, *Pro Football Weekly* All-NFC, NFL.com FedEx Ground Player of the Week (Week 10), NFL.com FedEx Ground Player of the Week (Week 11), NFC Offensive Player of the Week (Week 13); **2002:** NFC Pro Bowl (Starter), NFC Offensive Player of the Month (October), *Pro Football Weekly* All-NFC.

2003 – Turned in perhaps the greatest all-around season for an offensive player in club history and set a slew of rushing and all-purpose yardage records...Started all 16 games for the first time in his career, and set career highs in rushing yards (1,641, second in the NFC), rushing attempts (351), receptions (69) and receiving yards (516)... Became the first player in club history to post over 2,000 yards from scrimmage with 2,157, ranking second in the NFC and fourth in the NFL...Also had eight touchdowns (all rushing) and ranked fourth in the NFC with 91 first downs (69 rushing, 22 receiving)...Rushing total ranks second in club history (RB George Rogers, 1,674, 1981). McAllister also ranks third in team record books with 1,388 yards in 2002...Tied for first in the NFL with 16 rushes of 20 yards or more (RB Jamal Lewis, Baltimore)...Rushed for over 100 yards in a nine-game stretch (from Sept. 28 vs. Indianapolis until Nov. 30 at Washington), tied for third in league history with former Chicago RB Walter Payton (1985) and Jacksonville RB Fred Taylor (2000) for consecutive 100-yard performances. Former Detroit RB Barry Sanders reached the milestone in 14-straight games in 1997, and RB Marcus Allen had 11-consecutive 100-yard games from 1986-86 with Oakland. With 1,190 yards in those nine games, McAllister's rushing total only trailed Taylor's 1,212 yards over the same span among the five record holders...

26 Deuce McALLISTER RB (cont.)

His nine-game streak is a club record, shattering the mark set by RB Ricky Williams (five, 2000). McAllister also ranks third in team history with four-straight 100-yard outings in 2002...Enters 2004 with 17 career 100-yard games (all since the start of 2002), the most in team history...With 237 combined rushing and receiving yards vs. Atlanta, Nov. 16, 232 at Philadelphia (Nov. 23) and 196 at Washington on Nov. 30, McAllister joined a select group of three players who have had over 190 yards from scrimmage in three-straight games, including Cleveland RB Jim Brown, who had 191, 262 and 232 in three consecutive contests from 1962-63, and Payton, who had 221, 281 and 244 total yards in a three-game stretch in 1977...McAllister was also close to breaking the Saints' all-time receiving record for running backs for a season, held by FB Tony Galbreath (74 catches for 582 yards, 1978)...In a three-game stretch (Nov. 16-Nov. 30), McAllister recorded a trio of the top nine single-game rushing totals in franchise history...Opened the season with 99 yards on 22 carries vs. Seattle, Sept. 7. Added eight catches for 35 yards in the contest, tying his career-high at the time in receptions...Narrowly missed 100-yard milestone again the following week, rushing

! playernotes

Took his game to new level in 2003, emerging as one of the NFL's best players while being selected to his second-straight Pro Bowl.

Rushed for a career-high 1,641 yards in 2003, including nine-straight 100-yard performances.

Set a franchise record in 2003 with 2,157 yards from scrimmage. The first player in team record books to surpass 2,000 in a season.

Tied for the NFL lead with 16 rushes of 20 yards or more last season.

Holds team record with 17 career 100-yard games, all since the start of 2002.

Has recorded 51 rushes and receptions of 15 yards or more in the last 31 contests (he missed one game with an injury in 2002).

Has posted 3,897 yards from scrimmage (3,029 rushing, 868 receiving) and 24 touchdowns since becoming a starter in the 2002 opener.

for 96 yards on 20 carries with a TD vs. Houston, Sept. 14...Started nine-game 100-yard streak vs. Indianapolis, Sept. 28, with 101 yards on 17 carries...Recorded 23 carries for 124 yard at Carolina, Oct. 5 to notch the 10th 100-yard game of his career. McAllister added four receptions for 59 yards against the Panthers, including a career-long 39-yard catch...Was a workhorse vs. Chicago, Oct. 12, rushing for 116 yards on 29 carries...Scored two touchdowns on 21 attempts for 116 yards at Atlanta, Oct. 19...The following week vs. Carolina, posted 101 yards on 26 carries for to tie the club record for consecutive 100-yard contests (five, RB Ricky Williams, 2000)...At Tampa Bay, Nov. 2, had 26 rushes for 110 yards, including a 37-yard burst in the first quarter that was his longest of the season at that point. Set a new club record by reaching the 100-yard milestone for the sixth-straight contest...Set new career-high in rushing vs. Atlanta, Nov. 16, by recording 173 yards on 28 carries with two touchdowns. It was the fifth-highest single-game rushing total in franchise history. Shook loose for a 58-yard run on the second play of OT, but fumbled at the Atlanta 2 and the loose ball was recovered by CB Juran Bolden in the end zone. His 23-yard carry on the Saints' second possession of the extra period helped set up the game-winning field goal. In the game, McAllister rushed for 153 yards in the second half, including 124 in the fourth quarter and overtime. He also led the team with a career-high nine catches for

i mcallistergamebygame



GAME-BY-GAME RUSHING

2001

	ATT	YDS	AVG.	LG	TD
9/9@BUF	1	2	2.0	2	0
9/30@NYG	1	0	0.0	0	0
10/7 MIN	0	0	0.0	0	0
10/14@CAR	1	2	2.0	2	0
10/21 ATL	0	0	0.0	0	0
10/28@STL	0	0	0.0	0	0
11/4 NYJ	0	0	0.0	0	0
11/11@SF	4	15	3.8	11	0
11/18 IND	4	5	1.3	3	0
11/25@NE	0	0	0.0	0	0
12/2 CAR	2	5	2.5	3	0
12/9@ATL	1	54	54.0	54	1
12/17 STL	1	6	6.0	6	0
12/23@TB	0	0	0.0	0	0
12/30 WAS	1	2	2.0	2	0
1/6 SF	0	0	0.0	0	0
Totals	16	91	5.7	54	1

2002

	ATT	YDS	AVG.	LG	TD
9/8@TB	31	109	3.5	14	0
9/15 GB	21	123	5.9	62	2
9/22@CHI	17	45	2.6	10	0
9/29@DET	12	61	5.1	22	1
10/6 PIT	23	123	5.3	52	2
10/13@WAS	29	121	4.2	46	0
10/20 SF	21	139	6.6	53	0
10/27 ATL	17	115	6.8	28	2
11/10@CAR	21	71	3.4	20	2
11/17@ATL	13	43	3.3	9	0
11/24 CLE	Did Not Play				
12/1 TB	27	99	3.7	11	1
12/8@BAL	32	127	4.0	30	3
12/15 MIN	18	69	3.8	16	0
12/22@CIN	15	26	1.7	5	0
12/29 CAR	28	117	4.2	21	0
Totals	325	1,388	4.3	62	13

2003

	ATT	YDS	AVG.	LG	TD
9/7@SEA	22	99	4.5	10	0
9/14 HOU	20	96	4.8	31	1
9/21@TEN	11	8	0.7	7	0
9/28 IND	17	101	5.9	20	1
10/5 @CAR	23	124	5.4	23	0
10/12 CHI	29	116	4.0	20	0
10/19 @ATL	21	116	5.5	25	2
10/26 CAR	26	101	3.9	13	0
11/2 @ TB	26	110	4.2	37	0
11/16 ATL	28	173	6.2	58	2
11/23 @PHI	19	184	9.7	76	2
11/30 @WAS	30	165	5.5	52	0
12/7 TB	22	69	3.1	22	0
12/14 NYG	15	80	5.3	35	0
12/21 @JAX	21	50	2.4	9	0
12/29 DAL	21	49	2.3	7	0
Totals	351	1,641	4.7	76	8

GAME-BY-GAME RECEIVING

2001

	REC	YDS	AVG.	LG	TD
9/9@BUF	0	0	0.0	0	0
9/30@NYG	0	0	0.0	0	0
10/7 MIN	0	0	0.0	0	0
10/14@CAR	0	0	0.0	0	0
10/21 ATL	1	16	16.0	16	0
0/28@STL	0	0	0.0	0	0
11/4 NYJ	0	0	0.0	0	0
11/11@SF	1	17	17.0	17	0
11/18 IND	2	15	7.5	15	0
11/25@NE	0	0	0.0	0	0
12/2 CAR	0	0	0.0	0	0
12/9@ATL	1	8	8.0	8	0
12/17 STL	5	44	8.8	12	0
12/23@TB	1	4	4.0	4	0
12/30 WAS	4	62	15.5	22	1
1/6 SF	0	0	0.0	0	0
Totals	15	166	11.1	22	1

2002

	REC	YDS	AVG.	LG	TD
9/8@TB	4	12	3.0	7	0
9/15 GB	1	4	4.0	4	0
9/22@CHI	4	42	10.5	30	0
9/29@DET	8	67	8.4	17	0
10/6 PIT	2	20	10.0	17	0
10/13@WAS	1	-2	-2.0	-2	0
10/20 SF	5	35	7.0	16	1
10/27 ATL	5	56	11.2	19	1
11/10@CAR	4	34	8.5	19	0
11/17@ATL	4	30	7.5	14	0
11/24 CLE	Did Not Play				
12/1 TB	1	7	7.0	7	0
12/8@BAL	3	10	3.3	10	0
12/15 MIN	3	27	9.0	17	1
12/22@CIN	0	0	0.0	0	0
12/29 CAR	2	10	5.0	8	0
Totals	47	352	7.5	30	3

2003

	REC	YDS	AVG.	LG	TD
9/7@SEA	8	35	4.4	13	0
9/14 HOU	4	16	4.0	8	0
9/21@TEN	3	23	7.7	10	0
9/28 IND	4	25	6.3	8	0
10/5 @CAR	4	59	14.8	39	0
10/12 CHI	2	14	7.0	9	0
10/19 @ATL	1	0	0.0	0	0
10/26 CAR	3	32	10.7	16	0
11/2 @ TB	4	16	4.0	5	0
11/16 ATL	9	64	7.1	14	0
11/23 @PHI	4	48	12.0	23	0
11/30 @WAS	4	31	7.8	15	0
12/7 TB	3	19	6.3	8	0
12/14 NYG	8	65	8.1	12	0
12/21 @JAX	6	63	10.5	18	0
12/29 DAL	2	6	3.0	9	0
Totals	69	516	7.5	39	0

64 yards vs. the Falcons. His 237 yards from scrimmage set a team record, and he moved into seventh in club record books with his 20th rushing touchdown... Continued torrid stretch with a career-high 184 rushing yards on 19 carries at Philadelphia, Nov. 23. He also had two rushing TDs in the game, including a career-long 76-yarder in the third quarter. He averaged a season-high 9.7 yards per carry against the Eagles in the third-highest rushing day in Saints history. McAllister also hauled in four passes for 48 yards, giving him 232 yards from scrimmage in the game, which ranks second in club history to his output the week before vs. Atlanta. By rushing for over 100 yards in the contest, McAllister moved into a tie with RB George Rogers (1981-84) for career 100-yard games with New Orleans (16)... Became the club's all-time leader in reaching the 100-yard rushing milestone when he rushed for 165 yards on 30 carries at Washington, Nov. 30. McAllister added four receptions for 31 yards, giving him three-straight games with 190 yards from scrimmage, tying an NFL record shared by RB Jim Brown (1962-63) and RB Walter Payton (1977). Was named NFC Offensive Player of the Week for the first time in his career, and he

! playernotes



During a particularly torrid stretch of 2003, McAllister became one of only a trio of players in NFL history to record over 190 yards from scrimmage in three-straight games, joining Hall of Fame RBs Walter Payton (1977) and Jim Brown (1962-63).

Named NFC Offensive Player of the Week after rushing for 165 yards and adding a team-leading four catches for 31 yards in victory at the Washington Redskins (Week 13) last season.

Ranked second on the team with a career-high 69 catches for 516 yards last season.

SAINTS MAKING A DIFFERENCE: McAllister heads his own charitable foundation called "Catch 22" which sponsored a holiday shopping spree for several needy youngsters in the New Orleans area. McAllister helped the club raise more than \$10,000 for Second Harvesters Food Bank by taking part in the club's "Taste of the Saints" fundraiser, and also aided Big Brothers Big Sisters in their funding raising efforts.

became only the fifth player in league history to post nine-straight 100-yard games... Streak came to a close vs. Tampa Bay, Dec. 7, when he posted 69 yards on 22 rushes... Recorded 80 yards on 15 carries in victory vs. New York Giants, Dec. 14. Also had eight receptions for 65 yards in the contest... Had 21 carries for 50 yards and six catches for 63 yards at Jacksonville, Dec. 21... Finished memorable season with 21 carries for 49 yards in victory over Dallas in the Superdome, Dec. 28. **2002** - In his first full year as a starter, McAllister turned in a banner season, leading the NFC in rushing with 325 carries for 1,388 yards and 13 TDs. Rushing total ranked third in the NFL... Also had 47 receptions - which ranked second on the club - for 352 yards and three TDs... Tied the team record for rushing touchdowns (13, George Rogers, 1981, Dalton Hilliard, 1989)... Ranked second in the NFC and fifth in the NFL in scoring among non-kickers (96), second in the NFC in total yards from scrimmage (1,740), trailing only NY Giants RB Tiki Barber, (1,984) and was tied for second in first downs (80, trailing Barber with 90)... In the opener at Tampa Bay, Sept. 8, McAllister had 31 carries for 109 yards and four receptions for 12 yards. Performance marked the first time in his NFL career that he reached the century mark in rushing... Had 21 carries for 123 yards with two TDs and a reception for four yards vs. Green Bay, Sept. 15... Rushed for 123 yards on 23 carries, including one-yard and 52-yard touchdowns, and

i whatarush



McALLISTER'S CENTURY CLUB

Opponent, Date	Yards	Att.	TDs
at Philadelphia, 11/23/03	184	19	2
vs. Atlanta, 11/16/03	173	28	2
at Washington, 11/30/03	165	30	0
vs. San Francisco, 10/20/02	139	21	0
at Baltimore, 12/8/02	127	32	3
at Carolina, 10/5/03	124	23	0
vs. Pittsburgh, 10/6/02	123	23	2
vs. Green Bay, 9/15/02	123	21	2
at Washington, 10/13/02	121	29	0
vs. Carolina, 12/29/02	117	28	0
vs. Chicago, 10/12/03	116	29	0
at Atlanta, 10/19/03	116	21	2
vs. Atlanta, 10/27/02	115	17	2
at Tampa Bay, 11/2/03	110	26	0
at Tampa Bay, 9/8/02	109	31	0
vs. Indianapolis, 9/28/03	101	17	1
vs. Carolina, 10/26/03	101	26	0

FAST COMPANY

With 237 vs. Atlanta (Nov. 16), 232 at Philadelphia (Nov. 23) and 196 combined rushing and receiving yards at Washington on Nov. 30 in 2003, McAllister joined a select group of only three players in NFL history who have had over 190 yards from scrimmage in three-straight contests: Former Cleveland RB **Jim Brown**, who had 191, 262 and 232 total yards in three consecutive games from 1962-63; and former Chicago RB **Walter Payton**, who had 746 yards (221, 281 – including 275 rushing – and 244 yards) over three games in 1977.

GOOD HANDS

While RB **Deuce McAllister** set a slew of rushing and all-purpose yardage records in 2003, he was also close to breaking the Saints' all-time record for receptions and yards for a running back. McAllister finished with a career-high 69 grabs for 516 yards. The club record is held by FB **Tony Galbreath** (1976-80), who had 74 catches for 582 yards in 1978. Galbreath's yardage total is also the highest in club history for a back.

HOT STREAK

In a three-game stretch last season (11/16-11/30), McAllister recorded three of the top nine single-game rushing totals in franchise history:

Yards	Att.	Player	Opp.	Date
206	24	George Rogers	vs. St. Louis	9/4/83
203	28	Rueben Mayes	vs. Miami	12/7/86
184	19	Deuce McAllister	at Phila.	11/23/03
179	40	Ricky Williams	vs. Cleve.	10/31/99
174	20	Ray Zellers	vs. Chicago	10/13/96
173	28	Deuce McAllister	vs. Atlanta	11/16/03
172	24	Rueben Mayes	vs. T.B.	10/19/86
166	33	George Rogers	vs. Dallas	12/19/82
165	30	Deuce McAllister	at Wash.	11/30/03

DOUBLE THREAT

McAllister's top yards from scrimmage totals of his career:

Date, Opponent	Rush	Rec	Total
Nov. 16, 2003, vs. Atlanta	173	64	237
Nov. 23, 2003 at Philadelphia	184	48	232
Nov. 30, 2003 at Washington	165	31	196
Oct. 5, 2003, vs. Carolina	124	59	183
Oct. 20, 2002 vs. San Fran.	139	35	174
Oct. 27, 2002 vs. Atlanta	115	56	171
Dec. 14, 2003 vs. N.Y. Giants	80	65	145
Oct. 6, 2002 vs. Pittsburgh	123	20	143
Dec. 8, 2002 at Baltimore	127	10	137
Sept. 9, 2003 at Seattle	99	35	134

a pair of receptions for 20 yards, vs. Pittsburgh, Oct. 6...Rushed for 121 yards on 29 carries at Washington, Oct. 13...Had 21 carries for a career-high 139 yards and added five receptions for 35 yards and a TD, vs. San Francisco, Oct. 20...Capped a stellar October, in which he won NFC Offensive Player of the Month honors, with his fourth-straight 100-yard performance, rushing 17 times for 115 yards with two TDs vs. Atlanta, Oct. 27. Added five receptions for 56 yards and a 19-yard touchdown... Posted 21 rushes for 71 yards with two TDs and four catches for 34 yards at Carolina, Nov. 10...Departed at Atlanta, Nov. 17, in fourth quarter with right ankle sprain which forced him to miss following contest vs. Cleveland, Nov. 24...Returned to action vs. Tampa Bay, Dec. 1, and had 27 rushes for 99 yards with a TD...Had 32 carries for 127 yards with a career-high three TDs and three receptions for 10 yards at Baltimore, Dec. 8...Recorded 18 carries for 69 yards and three receptions for 27 yards, including a 17-yard TD catch, vs. Minnesota, Dec. 15...Posted 28 carries for 117 yards in finale vs. Carolina, Dec. 29...Had two carries for 14 yards for the NFC in the Pro Bowl. **2001** – Started four of 16 games and served as team's primary kick returner...Also had 16 rushes for 91 yards with a TD, 14 receptions for 166 yards with a TD and completed one of two passes for 12 yards and a TD...On special teams had 45 kickoff returns for 1,091 yards and four punt returns for 24 yards...McAllister's 24.2-yard kickoff return average ranked fifth in the NFC...In his first game as the lead kickoff returner (vs. Atlanta, Oct. 21), McAllister had a reception for 16 yards and five kick returns for 111 yards...Had an incomplete pass, a punt return for 10 yards, six kickoff returns for 131 yards and a special teams tackle vs. N.Y. Jets, Nov. 4...In his first extended action of the season on offense, had four rushes for 15 yards, a reception for 17 yards and three kick returns for 59 yards at San Francisco, Nov. 11...Had first career start alongside Ricky Williams in backfield vs. Indianapolis, Nov. 18, and recorded four rushes for five yards, two receptions for 15 yards and four kickoff returns for 124 yards, including a career-long 63-yarder...Started in backfield alongside Williams at New England, Nov. 25, and had four kickoff returns for 96 yards...Made biggest impact up to that point in 28-10 win at Atlanta, Dec. 9, starting at running back. McAllister had a 54-yard TD run, a 12-yard TD pass, a reception for eight yards and three kickoff returns for 69 yards. He threw a 12-yard TD pass to WR Willie Jackson with 2:43 left in the opening quarter. With 8:16 remaining in the fourth quarter, McAllister shook loose for a 54-yard TD run. The last time a Saints non-QB threw and ran for a TD in the same game was 9/21/97 vs. Detroit when RB Mario Bates threw a 21-yard TD pass and had TD runs of 2 and 74 yards in a 35-17 win. The 54-yard burst was also the longest run by a Saint since Bates' 74-yard TD...Recorded five receptions for 44 yards and six kickoff returns for 163 yards vs. St. Louis, Dec. 17...Started at wide receiver vs. Washington, Dec. 30 and had four receptions for a career-high 62 yards, including a 22-yard touchdown.

COLLEGE – The most decorated player at Ole Miss since the days of former Saints QB Archie Manning at the school, McAllister is the only player in school history to record three seasons with at least 1,000 all-purpose yards...Holds Mississippi career record in carries (616), yards (3,060) and rushing TDs (36)...His 13 100-yard rushing performances are also a school record...His 4,889 all-purpose yards shattered the old school record of 3,186...41 total TDs scored set a Ole Miss all-time record, as did his 246 points...As a senior in 2000, McAllister was an All-SEC first-team selection as an all-purpose back by the Associated Press...Played in every game in 2000, starting eight contests and leading the team with 159 carries for 767 yards (4.8 avg.) and 14 TDs. Also ranked fourth on the squad with 18 receptions for 190 yards (10.6 avg.) and a pair of TDs...Led the team in scoring with 102 points, returned 17 punts

for 191 yards (11.2 avg.) and a TD and added 340 yards on 20 kickoff returns (17.0 avg.)...As a junior in 1999, McAllister earned second-team All-American honors from the All-America Football Foundation and was also an All-SEC pick by the league coaches and The Associated Press...In 10 games with eight starts, McAllister was second on the team with 151 carries for 809 yards (5.4 avg.) and 12 TDs...As a sophomore in 1998, McAllister was selected second-team All-SEC after leading the team with 1,082 yards and seven TDs on 212 carries (5.1 avg.)...As a freshman he played in every game with one start and had 402 yards and four TDs on 94 carries (4.3 avg.).

PERSONAL – First-team All-State pick by the Mississippi Sports Writers Association and the *Jackson Clarion-Ledger* as a defensive back at Morton (Lena, Miss.) HS...Four-time All-Division 5-3A choice and twice Division MVP...Picked up 2,643 all-purpose yards and 23 TDs as a senior while leading Morton to 8-4 record and Division 5-3A title. Also excelled on defense, posting 66 tackles, four interceptions and three fumble recoveries, including one for a TD...Earned four letters in football, three in basketball and two in track during prep career...Criminal justice major...Full name: Dulymsus Jenod McAllister...Nickname, "Deuce", was given to him by one of his high school coaches who was a fan of former University of Alabama and NFL wide receiver David Palmer, who had the same nickname.....Born Dec. 27, 1978 in Lena, Miss.

i deuce mcallister



Year	Team	GP/GS	RUSHING				RECEIVING				Pts.		
			No.	Yds.	Avg.	LG	TD	No.	Yds.	Avg.		LG	TD
2001	New Orleans	16/4	16	91	5.7	54t	1	15	166	11.1	22t	1	12
2002	New Orleans	15/15	325	1,388	4.3	62	13	47	352	7.5	30	0	96
2003	New Orleans	16/16	351	1,641	4.7	76t	8	69	516	7.5	39	0	48
Totals		47/35	692	3,120	4.5	76t	22	131	1,034	7.9	39	1	156

Year	Team	No.	Yds.	Avg.	LG	TD	PUNT RETURNS				
							No.	Yds.	Avg.	LG	TD
2001	New Orleans	45	1,091	24.2	63	0	4	24	6.0	10	0
2002	New Orleans	0	0	0.0	0	0	0	0	0.0	0	0
2003	New Orleans	0	0	0.0	0	0	0	0	0.0	0	0
Totals		45	1,091	24.2	63	0	4	24	6.0	10	0

ADDITIONAL STATS: Passing — (2001, 2 att., 1 comp., 0 int., 12 yds., 1 TD, 12t LG, 108.3 passer rating); (1 sack - 8 yards); (2003, 2 att., 0 comp., 0 int., 0 yds., 0 TD., 39.6 passer rating) **Total: 4 att., 1 comp., 0 int., 12 yds., 1 TD, 12t LG, 1 sack - 8 yards, 79.2 passer rating. Special Teams Tackles — (2001, 5) Total: 5. Special Teams Fumble Recoveries — (2001, 1) Total: 1.**

CAREER HIGHS: Rushes — 32, at Baltimore (12/8/02); **Rushing Yards** — 184, at Philadelphia (11/23/03); **Long Rush** — 76t, at Philadelphia (11/23/03); **Rushing TDs** — 3, at Baltimore (12/8/02); **Receptions** — 9, vs. Atlanta (11/16/03); **Receiving Yards** — 67, at Detroit (9/29/02); **Long Reception** — 39, at Carolina, (10/5/03); **Receiving TDs** — 1 (4x), Last Time vs. Minnesota (12/15/02); **Kickoff Returns** — 6 (3x), last time vs. St. Louis (12/17/01); **Kickoff Return Yards** — 171, at St. Louis (10/28/01); **Long Kickoff Return** — 63, vs. Indianapolis (11/18/01); **Kickoff Returned for TD** — 0; **Punt Returns** — 1 (4x), last time vs. N.Y. Jets (11/4/01); **Punt Return Yards** — 10 (2x), at Buffalo (9/9/01) & vs. N.Y. Jets (11/4/01); **Long Punt Return** — 10 (2x), at Buffalo (9/9/01) & vs. N.Y. Jets (11/4/01); **Punt Returned for TD** — 0.

i mcallister's milestones



SAINTS TOP YARDS FROM SCRIMMAGE TOTALS

Player	Total	Rush	Rec.
Deuce McAllister, 2003	2,157	1,641	516
George Rogers, 1981	1,800	1,674	126
Dalton Hilliard, 1989	1,776	1,262	514
Ricky Williams, 2001	1,756	1,245	511
Deuce McAllister, 2002	1,740	1,388	352

MOST 100-YARD GAMES IN THE NFL SINCE 2002

Player	TEAM	No.
RB Clinton Portis	Broncos	18
RB Deuce McAllister	Saints	17
RB Ricky Williams	Dolphins	17
RB Jamal Lewis	Ravens	17
RB Ahman Green	Packers	14
RB LaDainian Tomlinson	Chargers	13
RB Priest Holmes	Chiefs	12

MOST RUNS OF 20 YARDS OR MORE IN 2003

Player	TEAM	No.
RB Deuce McAllister	Saints	16
RB Jamal Lewis	Ravens	16
RB Ahman Green	Packers	15
RB Clinton Portis	Broncos	13
RB LaDainian Tomlinson	Chargers	12
RB Stephen Davis	Panthers	11
RB Fred Taylor	Jaguars	10

CONSECUTIVE 100-YARD GAMES IN NFL HISTORY

Player	No.	Years
RB Barry Sanders, Detroit	14	1997
RB Marcus Allen, LA Raiders	11	1985-86
RB Walter Payton, Chicago	9	1985
RB Fred Taylor, Jacksonville	9	2000
RB Deuce McAllister, Saints	9	2003

SAINTS CONSECUTIVE 100-YARD GAMES

Player	No.	Dates
RB Deuce McAllister, 2003	9	9/28-11/30
RB Ricky Williams, 2000	5	9/17-10/22
RB Deuce McAllister, 2002	4	10/6-10/27

MOST SAINTS CAREER 100-YARD GAMES


Player	No.	Years
RB Deuce McAllister	17	2001-
RB George Rogers	16	1981-84
RB Ricky Williams	12	1999-01

SAINTS TOP SINGLE-SEASON RUSHING TOTALS

Player	Att.	Yards	TDs
RB George Rogers, 1981	378	1,674	13
RB Deuce McAllister, 2003	330	1,641	8
RB Deuce McAllister, 2002	325	1,388	13

SAINTS ALL-TIME RUSHING TOUCHDOWN LEADERS

Player	Years	TDs
1. RB Dalton Hilliard	1986-93	39
2. RB Chuck Muncie	1976-80	28
3. RB Tony Galbreath	1976-80	27
4. RB Reuben Mayes	1986-88,90	23
4. RB George Rogers	1981-84	23
6. RB Deuce McAllister	2001-	22



Mel MITCHELL 40

HEIGHT: 6-1 WEIGHT: 222

COLLEGE: Western Kentucky

JOINED SAINTS: D5-02

NFL EXPERIENCE: 3rd Season

BIRTHDATE: 2/10/79

S

NFL CAREER – After a solid rookie campaign, Mitchell had taken over the starting strong safety spot during the 2003 preseason before suffering a left knee injury in the preseason finale vs. Miami (8/28/03) that required surgery. In 2002, Mitchell was among the club's top special teams performers. A three-year starter at Western Kentucky, he began his college career at cornerback before switching to safety as a junior. He has consistently shown the quick feet and speedy burst to give the defense another roving ball hawk in the secondary.

CAREER TRANSACTIONS – Placed by Saints on reserve/injured, 8/31/03; Signed to three-year contract by Saints, 7/27/02; Selected by the Saints in the fifth round (150th overall) of the 2002 NFL Draft.

2003 – Suffered a left knee injury in the preseason finale vs. Miami, Aug. 28...Placed on reserve/injured on Aug. 31, when the team formed its final, 53-man roster...Finished as the second-leading tackler during the preseason with 16 tackles, including nine solo stops...Injury required surgery. **2002** – Appeared in all 16 contests, making the biggest impact during extensive special teams action. Mitchell finished second on the unit with 25 tackles (19 solo), a special teams forced fumble, a special teams fumble recovery and a blocked punt...Recorded two solo special teams tackles and an assist at Tampa Bay, Sept. 8...Posted a special teams tackle, an assist and a special teams forced fumble at Chicago, Sept. 22...Had three special teams tackles vs. Pittsburgh, Oct. 6...Recorded a special teams tackle and a blocked punt at Baltimore, Dec. 8.

COLLEGE – Attended Western Kentucky, starting all 36 games he played in...Totaled 288 tackles (177 solo), seven interceptions, 1/2 sack and 21 passes defended.

! playernotes



Primed to be a starter at safety in second season, but suffered a serious knee injury in the preseason finale (vs. Miami) and was placed on Reserve/Injured for 2003. Expected to vie for starting safety spot.

Showed a nose for the ball in first NFL season by forcing a fumble, recovering a fumble and blocking a punt while shining on the coverage units. Mitchell also blocked five kicks during his college career.

SAINTS MAKING A DIFFERENCE: Joining G/T Jon Stinchcomb and S Steve Gleason, Mitchell was one of three Saints to serve as a "Player Ambassador" for the club's Domino's Pizza/WWL Literacy Program. He regularly visited New Orleans area schools to speak with students about the importance of education, literacy and staying in school. The third-year veteran also spends time reaching out to area children through programs designed by The Council of Alcohol and Drug Abuse for Greater New Orleans.

40 Mel MITCHELL S (cont.)

Also returned 20 kickoffs for a 28.5-yard average, ranking second on the school's career list...As a senior in 2001, ranked second on team with a career-high 116 tackles (71 solo) and also had three interceptions for 29 yards, nine passes defended, two fumble recoveries, two blocked kicks and 10 kickoff returns for 295 yards and a TD...As a junior in 2000, was All-Ohio Valley Conference second team pick with 98 tackles (54 solo), three interceptions for 43 yards, eight passes defended, a forced fumble, a fumble recovery, three blocked kickoffs and 10 kick returns for 275 yards (27.5 avg.) and a TD...Was an All-Ohio Valley second-team selection at cornerback as a sophomore in 1999...Majored in physical education.

PERSONAL – Attended Rockledge (Fla.) HS, where he was a two-time All-State selection (first team as a senior)...Was the first prep athlete in conference history to be named to the all-conference team on both offense and defense...Lettered four times in football and three times in both basketball and track...Born Feb. 10, 1979 in Rockledge, Fla.

i melmitchell



Year	Team	GP/GS	S	A	TT	Sk.-Yds.	Int.-Yds.-LG	PD	FF	FR
2002	New Orleans	16/0	0	0	0	0-0	0-0-0	0	0	0
2003	New Orleans	0/0	0	0	0	0-0	0-0-0	0	0	0
Totals		16/0	0	0	0	0-0	0-0-0	0	0	0

ADDITIONAL STATS: Special Teams Tackles – (2002, 25) **Total: 25; Special Teams Forced Fumbles** – (2002, 1) **Total: 1; Special Teams Fumble Recoveries** – (2002, 1) **Total: 1; Punt Blocks** – (2002, 1) **Total: 1; CAREER HIGHS: Tackles** – 0; **Sacks** – 0; **Interceptions** – 0; **Int. Ret for TD** – 0; **Forced Fumbles** – 0; **Fumble Recoveries** – 0;



Jamar NESBIT 67

HEIGHT: 6-4 WEIGHT: 328

COLLEGE: South Carolina

JOINED SAINTS: UFA-04 (Jax)

NFL EXPERIENCE: 6th Season

BIRTHDATE: 12/17/76

G

NFL CAREER – Experienced lineman has started 47 of 69 games in his career and bolsters the club's depth at both guard spots. Was an established starter for the Carolina Panthers from 1999-2002, starting 45 of 53 games in that span, before signing with Jacksonville prior to last season and appearing in all 16 contests.

CAREER TRANSACTIONS – Signed by Saints to three-year contract (UFA), 4/25/04; Signed by Jacksonville Jaguars to a one-year contract, 5/5/03; Re-signed by Carolina Panthers to one-year contract, 6/21/02; Signed to three-year contract as an undrafted free agent by the Carolina Panthers, 4/18/99.

2003 – Primarily served as a backup at left guard, starting at LG at Tennessee, Nov.

! playernotes

Versatile performer has played both guard positions and center in his NFL career.

Former undrafted free agent opened 45 of 53 games with Carolina from 1999-2002 before signing with Jacksonville last year.

Father works for U.S. Army Corps of Engineers, and as a youth Jamar lived in Germany and Saudi Arabia. He was born in Heidelberg, Germany.

Played organized football for the first time in 10th grade.

16 and at the New York Jets, Nov. 23...Also saw extensive action on special teams place-kicking units...Took over at center for final 14 plays at Atlanta, Dec. 28, after an injury to starter Brad Meester...Participated in 303 offensive plays on the season. **2002** – Played in 14 games, making 13 starts...Inactive for Sept. 8 season opener vs. Baltimore (left ankle) and Oct. 20 at Atlanta...On Dec. 8 vs. Cincinnati, helped offense gain a season-high 401 total yards. **2001** – Started all 16 games for second-straight season (15 games at left guard and one at center)...Helped team set record for fewest sacks allowed in a season (31, five fewer than previous mark)...Started the first two games at left guard, then made first NFL start at center Oct. 7 at San Francisco in place of Jeff Mitchell...Part of a line that did not allow a sack for first time in 70 games vs. San Francisco, Nov. 18 (offensive line had two other sackless games in second half of season). **2000** – Started all 16 games at right guard...At San Francisco, Sept. 10, helped offense gain 450 net yards, third-highest total in team history. **1999** – Only undrafted rookie on Carolina's 53-man roster...Played in seven games primarily on special teams and declared inactive in nine contests.

COLLEGE – Started 11 games as a senior in 1998, earning second-team All-SEC honors in addition to a spot in the Senior Bowl...First-team All-SEC as both a junior and sophomore...As a sophomore, one of only 11 players in the country named to CFA's Good Works Team, in recognition for his outstanding community service work...Named to SEC's All-Freshman team in 1995 after starting last 10 games at guard...Graduated with a dual degree in marketing and business administration.

PERSONAL – Married (Tara) with a son, Bryson...Attended Summerville (S.C.) HS, where he was named All-America and All-State...Father, Ronald, works for U.S. Army Corps of Engineers, and Jamar lived abroad during his first 13 years. Lived two stints in Germany, where he resided in a German neighborhood, sandwiched around two-and-a-half years in Saudi Arabia...Played soccer and baseball before moving to U.S. at age of 14...Played organized football for first time in the 10th grade...Full name: Jamar Kendric Nesbit.

i jamamesbit

Games Played/Started: Carolina — (1999, 7/0); (2000, 16/16); (2001, 16/16); (2002, 14/13) Jacksonville — (2003, 16/2) Totals: 69/47 (Carolina, 53/45; Jacksonville, 16/2).



J.T. O'SULLIVAN 14

HEIGHT: 6-2 WEIGHT: 220
 COLLEGE: Cal-Davis
 JOINED SAINTS: D6a-02
 NFL EXPERIENCE: 3rd Season
 BIRTHDATE: 8/25/79

QB

NFL CAREER – A sixth-round draft pick in 2002, in his first two seasons O'Sullivan served as an understudy to starting QB Aaron Brooks.

CAREER TRANSACTIONS – Allocated to NFL Europe (Frankfurt Galaxy), 1/26/04; Re-signed by Saints, 9/20/03; Waived by Saints, 9/16/03; Signed by Saints to three-year contract, 7/27/03; Selected by the Saints in the sixth round of the 2002 NFL Draft (186th overall)

2003 – Designated the third quarterback for all 16 games...During the preseason, completed 13 of 20 passes for 135 yards and two TDs and a team-high 117.7 passer rating. **2002** – Listed on the Saints inactive list as the third quarterback for all 16 games... Completed eight-of-24 passes for 74 yards (33.3 percent) and two interceptions during the preseason...Also scrambled for 14 yards on five carries, including an 11-yard burst.

! playernotes

Promising young passer thrived in NFL Europe for the Frankfurt Galaxy, completing 120 of 196 attempts for 1,527 yards, with 10 touchdowns and only five interceptions. O'Sullivan, who led the Galaxy to the World Bowl, posted a 91.9 passer rating, which ranked second-highest in the league. He also scrambled for 138 yards on the season.

Served as third quarterback for the last 32 games as he continued to get more confident in the Saints' offensive system.

Threw a school-record 96 TDs during his three years as a starter at Cal-Davis and ranked among the nation's top passers as a senior.

SAINTS MAKING A DIFFERENCE: O'Sullivan, who has visited local schools to speak about the importance of literacy and education, made a difference in the life of a local youth by adopting a little brother for a day in the club's NFL/United Way Hometown Huddle event.

COLLEGE – Played four seasons at Cal-Davis – including three as a starter – and closed his career as one of the nation's most decorated quarterbacks...Finished as UC-Davis career leader in total offense (11,544), passing attempts (1,070), completions (669), yards (10,475) and touchdowns (96)...Only passer in school history to complete three seasons with 3,000 or more passing yards...As a senior was the team co-captain and a National Finalist for the Harlon Hill Trophy for the second-straight year... Completed 255 of 406 passes for school-record 3,826 yards and 32 TDs in 2001... Finished sixth nationally in passing efficiency (165.2), and fourth in total offense (316.7)...As a junior in 2000, was a national finalist for the Harlon Hill Trophy and was the only Division II player to receive a vote for the Heisman Trophy...All-America

ORGANIZATION

PLAYERS

REVIEW

RECORDS

HISTORY

SPECIFICS

ORGANIZATION

PLAYERS

REVIEW

RECORDS

HISTORY

SPECIFICS


14 J.T.O'SULLIVAN QB (cont.)

selection by Associated Press (third team), as he completed 204-of-318 passes for 3,679 yards, 38 TD passes and 11 interceptions...Also had 70 rushes for 473 yards and four TDs...As a sophomore in 1999, was 208 of 341 for 3,217 yards, 26 TDs and 16 interceptions...Redshirted as a freshman.

PERSONAL – Two-year All-Metro League quarterback and captain at Jesuit (Carmichael, Calif.) HS...All-league catcher in baseball after posting a .450 batting average as a senior...Full name: John Thomas O'Sullivan...Born Aug. 25, 1979 in Burbank, Calif.

i j.t.o'sullivan

Year	Team	PASSING							RUSHING					
		GP/GS	Att.	Comp.	Yds.	Int	LG	TD	Rating	No.	Yds.	Avg.	LG	TD
2002	New Orleans	0/0	0	0	0	0	0	0	0.0	0	0	0.0	0	0
2003	New Orleans	0/0	0	0	0	0	0	0	0.0	0	0	0.0	0	0
Totals		0/0	0	0	0	0	0	0	0.0	0	0	0.0	0	0



Jerome PATHON 80 WR

HEIGHT: 6-0 **WEIGHT:** 195
COLLEGE: Washington
JOINED SAINTS: UFA-02 (Ind.)
NFL EXPERIENCE: 7th Season
BIRTHDATE: 12/16/75

NFL CAREER – A key free-agent signing of New Orleans before the 2002 season, Pathon has been an integral part of the Saints' record-setting passing attack over the last two years. Since joining the Saints, he has posted 87 catches for 1,101 yards (12.7 average) and eight touchdowns. Pathon capped a memorable, lateral-filled final play vs. Jacksonville last year with a leap into the end zone as time expired. His already productive career is firmly back on track after he appeared to be on the cusp of NFL stardom in 2001 before his final season in Indianapolis was cut short by a foot injury after four contests. Pathon was originally a second-round pick by the Colts in 1998 (32nd overall) after a standout career at the University of Washington.

CAREER TRANSACTIONS – Signed by the Saints to a four-year contract (UFA-Ind), 4/15/02; Placed by the Indianapolis Colts on reserve/injured, 11/19/01; Selected by Indianapolis Colts in the second round (32nd overall) of 1998 NFL Draft.

HONORS – 1998: *Pro Football Weekly*, *College and Pro Football Weekly*, *Football News* and *Football Digest* All-Rookie First-Team.

2003 – Turned in another solid season for New Orleans, recording 44 catches for 578 yards (28th in the NFC), with four TDs. Reception total was third-highest on team, and he

80 Jerome PATHON WR (cont.)

finished second on the club in receiving yardage...Yardage total was the second-highest of his career (646 yards, 2000) and touchdowns tied the career-high he reached with the Saints in 2002...Ranked 20th in the NFC with 15 catches for 180 yards and a TD on third downs...Had three or more receptions in nine contests...Started seven of the first eight games of the season before coming off the bench at Tampa Bay, Nov. 2...Only other non-starts came vs. Indianapolis, Sept. 28 when the club opened with two tight ends, at Philadelphia, Nov. 23 and vs. Tampa Bay, Dec. 7...Had four catches for season-high 89 yards and a TD at Tennessee, Sept. 21, including a 38-yard grab...Season-long 40-yard reception at Atlanta, Oct. 19, part of a four-catch, 65-yard day...Had season-high five catches for 35 yards at Philadelphia, Nov. 23...Had consecutive strong performances, posting three catches for 45 yards and a 26-yard TD vs. the New York Giants and four catches for 65 yards and a 26-yard touchdown at Jacksonville, Dec. 21. Pathon traveled the final 26 yards into the end zone after receiving a lateral from RB Deuce McAllister, who had received a pitch from WR Michael Lewis. WR Donte' Stallworth started the play with a 42-yard catch before tossing the ball to Lewis. **2002** – Played in 14 games, starting 13, recording 43 receptions for 523 yards and four TDs...Tied for 19th in the

! playernotes

Started 12 games in 2003 and finished third on the team with 44 catches for 578 yards and four TDs.

Has scored eight touchdowns over the last two seasons, reaching a career-high four each year.

Particularly effective at moving the chains, recording 15 catches for 180 yards on third down last season.

NFC in third-down receptions (19)...Declared inactive for season's final two games due to knee injury...Had two receptions for 12 yards, including a five-yard TD vs. Green Bay, Sept. 15...Had five receptions, including a 16-yard touchdown grab, at Chicago, Sept. 22...Posted season-high six receptions for 55 yards, including a six-yard TD reception, at Detroit, Sept. 29...Had two receptions for 79 yards, including a career-long 64-yard catch to the Pittsburgh 1 to set up a touchdown vs. Steelers, Oct. 6. **2001** – Played in four games and started three for the Colts, recording 22 receptions for 318 yards with two TDs...In opener at NY Jets, Sept. 9, had eight catches for 93 yards... Enjoyed career week vs. Buffalo, Sept. 23, hauling in nine passes for 168 yards and a TD...Suffered right foot injury vs. New England, Sept. 30...Placed on injured reserve, Nov. 19. **2000** – Started 10 of 16 games...Tied career-high with 50 receptions for 646 yards and three TDs...Also returned 26 kickoffs for 583 yards...Started at N.Y. Jets, Dec. 3, and posted a season-high six catches for 73 yards. He also returned four kickoffs for 95 yards in the contest...Started Wild Card Playoff game at Miami, Dec. 30, and had five receptions for 69 yards. **1999** – Played in 10 games with two starts and had 14 receptions for 163 yards...Dressed, but did not play vs. Cincinnati, Oct. 24, vs. Philadelphia, Nov. 21, vs. Washington, Dec. 19 and at Cleveland, Dec. 26...Inactive vs. NY Jets, Nov. 28 and at Miami, Dec. 5...Recorded a season-high four receptions for 55 yards at San Diego, Sept. 26...Recorded five receptions for 44 yards vs. Tennessee, 1/16/00 in AFC Divisional Playoff. **1998** – Started 15 of 16 games, missing only start vs. NY Jets, Nov. 15, when club opened in two-TE alignment...Had 50 receptions for 511 yards with a TD for the second-highest rookie reception and yardage totals in the NFL behind Minnesota WR Randy Moss...Joined WR Marvin Harrison (1996) and WR Raymond Butler (1980) to become only third Colts rookie WR with opening day start since 1980...Had seven catch-

es for 56 yards vs. New England, Nov. 1 for his top outing of season.

COLLEGE – Three-year letterman and two-year starter at Washington...Career totals in 33 games (19 starts) included 125 receptions for 2,063 yards with 16 TDs... Ranked second in school history in yards and TDs and fourth in receptions upon departure... Also had 34 punt returns for 428 yards (11.3 avg.) and 24 kickoff returns for 620 yards (25.8 avg.)... Saw action in 11 games with nine starts as a senior, posting 69 catches for 1,245 yards with eight TDs to set school records for receptions and yards... Added 19 punt returns for 209 yards (11.0 avg.) and 16 kickoff returns for 386 yards (24.1 avg.)... Had six games with 100 or more receiving yards... As a junior, saw action in 11 games with 10 starts and had 41 receptions for 618 yards with seven TDs... Saw reserve action in 11 games as a sophomore, recording 15 receptions for 200 yards with a TD... Redshirted in 1994 after transferring from Acadia University in Nova Scotia, Canada... Majored in Psychology.

PERSONAL – Holds an annual football camp in hometown of Vancouver, Canada... Born and lived in Capetown, South Africa until apartheid forced his family to move to Canada when he was five... Attended Carson Graham (North Vancouver, BC) HS... Qualified for the Canadian national track team in long jump (23/2")... Born Dec. 16, 1975 in Capetown, South Africa.

i jerome **pathon**



Year	Team	RECEIVING					RUSHING						
		GP/GS	No.	Yds.	Avg.	LG	TD	No.	Yds.	Avg.	LG	TD	Pts.
1998	Indianapolis	16/15	50	511	10.2	45	1	3	-2	0.7	4	0	6
1999	Indianapolis	10/2	14	163	11.6	38	0	0	0	0.0	0	0	0
2000	Indianapolis	16/10	50	646	12.9	38	3	1	3	3.0	3	0	18
2001	Indianapolis	4/3	24	330	13.8	60t	2	1	-8	-8.0	-8	0	12
2002	New Orleans	14/13	43	523	12.2	64	4	0	0	0.0	0	0	24
2003	New Orleans	16/12	44	578	13.1	40	4	0	0	0.0	0	0	24
Totals	76/56	225	2,754	12.2	64	14	5	-7	-1.4	4	0	84	
Saints Totals	30/25	87	1,101	12.7	64	4	0	0	0.0	0	0	48	

Year	Team	KICKOFF RETURNS				
		No.	Yds.	Avg.	LG	TD
1998	Indianapolis	0	0	0.0	0	0
1999	Indianapolis	6	123	20.5	31	0
2000	Indianapolis	26	583	22.4	48	0
2001	Indianapolis	1	13	13.0	13	0
2002	New Orleans	0	0	0.0	0	0
2003	New Orleans	0	0	0.0	0	0
Totals	33	719	21.8	48	0	
Saints Totals	0	0	0.0	0	0	

CAREER HIGHS: Receptions — 9, vs. Buffalo (9/23/01); Receiving Yards — 168, vs. Buffalo (9/23/01); Long Reception — 64, vs. Pittsburgh (10/6/02); Receiving TDs — 1 (14x), last at Jacksonville (12/21/03); Rushes — 1 (5x), last time at New England (9/30/01); Rushing Yards — 4 at Miami (11/8/98); Long Rush — 4 at Miami (11/8/98); Rushing TDs — 0; Kickoff Returns — 4 (4x), last time at N.Y. Jets (12/3/00); Kickoff Return Yards — 95 at N.Y. Jets (12/3/00); Long Kickoff Return — 48, vs. Jacksonville (9/25/00); Kickoff Returned for TD — 0.

POSTSEASON STATISTICS

Year	Team	RECEIVING						
		GP/GS	No.	Yds.	Avg.	LG	TD	Pts.
1999	Indianapolis	1/0	5	44	8.8	13	0	0
2000	Indianapolis	1/1	5	69	13.8	25	1	6
Totals	2/1	10	113	11.3	25	1	6	

CAREER HIGHS: Receptions — 5 (2x), vs. Tennessee (1/16/00) & at Miami (12/30/00); Receiving Yards — 64 at Miami (12/30/00); Long Reception — 25, at Miami (12/30/00); Receiving TDs — 1, at Miami (12/30/00).



Victor RILEY

68

HEIGHT: 6-5 WEIGHT: 340

COLLEGE: Auburn

JOINED SAINTS: UFA-02 (KC)

NFL EXPERIENCE: 7th Season

BIRTHDATE: 11/4/74

T

NFL CAREER – Entering his third year in New Orleans, Riley is established as a key member of the club's offensive front. The seventh-year veteran started all 16 games at right tackle in 2003, contributing to the offense with his superb drive blocking. Riley was a starter from 1998-2001 for the Kansas City Chiefs. Started two games and appeared in 14 contests in 2002, contributing to the Saints offense with his superb drive blocking while also seeing extended action on special teams. He was initially tabbed to work at left tackle for Kansas City when Riley was drafted in 1998, but was thrust into the starting lineup at right tackle in just his second NFL contest. He quickly proved he could perform at a high level and proceeded to start the Chiefs' final 15 games at right tackle. He did not leave the opening lineup until suffering a broken leg five games into the 2001 season.

CAREER TRANSACTIONS – Contract renegotiation with Saints with one-year contract extension, 11/18/02; Signed by the Saints to a two-year contract, 4/4/02; Selected by Kansas City Chiefs in the first round (27th overall) of the 1998 NFL Draft.

HONORS – 1998: Chiefs Most Outstanding Rookie (vote by teammates).

2003 – Started all 16 games for the first time since 2000, earning the job after a training-camp competition with incumbent T Spencer Folau... Consistent performer at right tackle who teamed with Pro Bowl G LeCharles Bentley to give the Saints a rugged right side of the offensive front... Helped the team set a slew of franchise records on offense, including RB Deuce McAllister posting nine-straight 100-yard games... Offense recorded 5,438 net yards, the second-highest total in club history behind the 5,627 in 1979. **2002** – Signed to add depth, Riley started two games at right tackle after an injury to Bentley forced Folau to move inside for two games... Reinstated following the opener after serving one-game NFL suspension... Declared inactive, vs. Green Bay, Sept. 15... A regular contributor on special teams until entering the starting lineup at RT at Atlanta, Nov. 17... Also started the following week at RT vs. Cleveland, Nov. 24... Went back to handling special

! playernotes



Massive lineman started all 16 games at right tackle in 2003.

A road-grading blocker in the running game who also has the agility and athleticism to handle quick defensive ends in pass protection.

Key member of an offensive line that paved the way for 2,000 rushing yards last season.

Drafted in the first round (27th overall) by the Kansas City Chiefs in 1998 out of Auburn.

teams duties vs. Tampa Bay, Dec. 1, which is where he saw the bulk of his playing time for the rest of the season. **2001** – Played in seven games (five starts) at right tackle... Started the first five games at right tackle before suffering a broken right fibula vs. Pittsburgh, Oct. 14, which kept him on the inactive list for the next nine contests... Returned to action on the placement protection team and in short yardage formations at Jacksonville Dec. 30, and at Seattle 1/6/02. **2000** – Started all 16 games for the second-straight season and was part of an offensive line which helped the Chiefs average a franchise-record 259.3 passing yards per game. **1999** – Started all 16 games at right tackle... An integral part of a Chiefs offensive front which helped the club rank fourth in the NFL in rushing with a 130.1 yards per game average...Chiefs allowed just 26 sacks, the fourth-lowest total in the league. **1998** – Played in 16 games with 15 starts as a rookie...Worked at LT in his first NFL game before opening the club's final 15 contests at RT...Voted by his peers as the club's Mack Lee Hill Award winner, presented to the Chiefs most outstanding rookie or first-year player...First NFL start came at right tackle at Jacksonville, Sept. 13.


COLLEGE – Saw duty in 42 regular-season contests (33 starts) and opened two bowl games during his tenure at Auburn...Played in all 12 games at left tackle as a senior, starting 11...A first team All-America choice of the Football Writers Association...Led the team with 53 knockdowns...Appeared in all 11 games as a junior...Registered 79 knock-down blocks on the year...Appeared in 10 games at left tackle as a sophomore, with four starts...Played in all 11 games as a true freshman...Majored in liberal arts.

PERSONAL – An All-State and All-Area selection at Swansea (S.C.) HS...Only played two years of prep football, starting at offensive guard and defensive end...Led the team to a pair of state titles...Also served as the starting center on the basketball team, averaging 20 points and five rebounds per game...Uncle, Marshall Riley, was a defensive tackle at Auburn from 1977-80...He and his wife, Kym, have a daughter, Victoria (2)...Full name: Victor Allan Riley...Born Nov. 4, 1974 in Lexington, S.C.

i victoriley



Games Played/Started: Kansas City — (1998, 16/15); (1999, 16/16); (2000, 16/16); (2001, 7/5); New Orleans — (2002, 14/2) (2003, 16/16) Totals: 85/70 (Kansas City 55/52; New Orleans 30/18).



Derrick RODGERS 59

HEIGHT: 6-0 WEIGHT: 230

COLLEGE: Arizona State

JOINED SAINTS: TR-03 (Mia)

NFL EXPERIENCE: 8th Season

BIRTHDATE: 10/14/71

LB

NFL CAREER – A versatile, veteran linebacker who has excelled at rushing the passer, dropping into coverage and filling against the run during his NFL career, Rodgers was acquired by the Saints in a 2003 trade (seventh-round pick in 2004) with

the Miami Dolphins. The New Orleans native proved to be a solid addition, notching a career-high 97 tackles while starting 15 games at outside linebacker and emerging as a leader of a youthful linebacker corps. In his career, Rodgers has recorded 563 stops, 9.5 sacks, five interceptions, 34 passes defended, seven forced fumbles and five fumble recoveries.

CAREER TRANSACTIONS – Acquired by the Saints from the Miami Dolphins for a seventh-round pick in 2004, 5/27/03; Placed on injured reserve by Miami Dolphins, 12/27/01; Re-signed by Miami Dolphins to four-year contract, 3/3/01; Selected in the third round (92nd overall) by the Miami Dolphins in the 1997 NFL Draft.

HONORS – **2001:** Dolphins Leadership Award. **2000:** Dolphins Leadership Award (Teammates). **1997:** *Sports Illustrated* NFL Defensive Rookie of the Year; *College and Pro Football Weekly* All-Rookie; AFC Defensive Player of the Week (Week 6).

2003 – Finished second on the team with a career-best 97 tackles (72 solo) and added an interception return for a touchdown, eight passes defended (tied career high), a forced fumble and two fumble recoveries...Tackle total led the linebacker corps...Also had six stops on special teams...Had six or more tackles in 10 games...Played in 15 contests, all starts at OLB (weakside), missing the opener at Seattle, Sept. 7, while serving a one-game NFL suspension...In first game with the Saints, had three solo stops, three passes defended and an interception with a 40-yard return for a touchdown, the first of his career...Posted a career-high 14 tackles (nine solo) at Carolina, Oct. 5, and added a fumble recovery...Had 10 stops (nine solo) vs. Chicago, Oct. 12...Had six tackles (four solo) and a fumble recovery at Tampa Bay, Nov. 2. Pounced on a fumble by RB Michael Pittman (forced by S Jay Bellamy) at the New Orleans 18 and returned it three yards... Posted four tackles (two solo), a pass defended and a forced fumble vs. Atlanta, Nov. 16... Finished the season strong, with 36 tackles (26 solo) over the last five games. **2002** – Ranked fourth on the team with 91 tackles and had two interceptions (28 return yards)...Started 15 games and played in a reserve role once, at Indianapolis, Sept. 15, when the Colts opened with four wideouts...Had eight tackles at New England, Dec. 29...Had eight tackles at Buffalo, Dec. 1... Finished tied for second on the team with eight tackles vs. Kansas City, Sept. 24...Led the Dolphins with 10 tackles and added an interception with a seven-yard return, vs. N.Y. Jets, Sept. 22. It was his third career interception, and his second pick of the season...Had seven tackles and an interception with a 21-yard return, at Indianapolis, Sept. 15. **2001** – Started all 14 games in which he played at weakside linebacker and finished fifth on the team with 82 tackles (45 solo)...Also recorded a sack, a forced fumble and a career-high eight passes defended...Spent the final two weeks on injured reserve...For the second-straight year, was the winner of the team's Leadership Award, as voted on by his teammates...Collected a season-high nine tackles at St. Louis,

! playernotes



Has started 103 of 108 NFL games since being drafted in the third-round by the Miami Dolphins in 1997.

Fleet-footed defender posted a career-high 97 stops in 2003 and had a 40-yard interception return for a touchdown.

Has seen extensive postseason action in his career, starting six of seven playoff contests and recording 35 tackles and a forced fumble.

ORGANIZATION

PLAYERS

REVIEW

RECORDS

HISTORY

SPECIFICS

ORGANIZATION

PLAYERS

REVIEW

RECORDS

HISTORY

SPECIFICS

! playernotes

Went to St. Augustine High School in New Orleans, where he did not play football but played the trumpet as a member of the school's nationally renowned marching band. While in high school, Rodgers earned extra money by selling concessions at the Superdome during Saints games.

Took up football at Riverside Community College following a four-year stint in the U.S. Air Force as a medical technician.

SAINTS MAKING A DIFFERENCE: Rodgers was a key part of the club's community efforts by making several appearances at local schools. He was also one of several players who contributed money and time to the club's yearly Thanksgiving benefit, where 1,000 underprivileged families received turkeys with all the trimmings.

Sept. 30...Matched that total at Indianapolis, Nov. 11, when he also tackled Colts QB Peyton Manning for an eight-yard loss, accounting for his only sack of the season...Had eight tackles and two passes defended vs. Denver, Dec. 2...Registered seven tackles at New England, Dec. 22, before suffering an injured left shoulder...Placed on injured reserve, Dec. 26...The first game that he missed, vs. Atlanta, Dec. 30, ended a string of 67 straight games in which he had played...Prior to that, had missed only one contest in his career (vs. Buffalo, 11/17/97). **2000** – Started 14 of the 16 games in which he played at weakside linebacker...Finished fourth on the team with a career-high 93 tackles (67 solo)...Added a half-sack, a forced fumble and three passes defended...Also was fourth on the club with 25 special teams tackles...Won the Leadership Award for 2000 in a vote of his teammates...Only games he did not start were vs. Buffalo, Oct. 8, and at N.Y. Jets, Oct. 23, as Dolphins opened with five defensive backs...Led the Dolphins with 11 tackles at San Diego, Nov. 12...Topped the team's tackle chart with a season-high 10 stops vs. Green Bay, Oct. 29, when he also knocked down two passes. He also had three tackles on special teams against the Packers...Notched five special teams tackles at Buffalo, Dec. 3...Had eight tackles in season-ending win at New England, Dec. 24...Started both playoff games following the 2000 season...Was second on the squad in the postseason with 17 total tackles (13 solo) and a pass defended...Had eight tackles in first-round victory over Indianapolis and nine stops in Divisional contest at Oakland, 1/6/01. **1999** – Started 15 of 16 games at weakside linebacker...Tied for ninth on team with 52 total tackles (29 solo)...Also had an interception, a fumble recovery, a forced fumble and three passes defended...Came up with the first interception of his NFL career vs. Philadelphia, Oct. 24, with a five-yard return...Registered a season-high seven tackles at Buffalo, Nov. 14...Matched that total with seven stops two weeks later at Dallas, Nov. 25...Only game he did not start was vs. N.Y. Jets, Dec. 27, when Dolphins opened with six defensive backs...Started both playoff games and tallied seven tackles (five solo), including five at Jacksonville, 1/15/00. **1998** – Started all 16 regular season games and both playoff contests at weakside linebacker...Finished regular season with 56 total tackles, 2.5 sacks for minus-17 yards and a pass defended...Tackle total tied for fifth on the team and sack figure also ranked fifth...Also contributed 11 tackles on special teams...Had two tackles, including a sack, in opener at Indianapolis, Sept. 6...Credited with three tackles, including a sack, in 14-0 victory over St. Louis, Oct. 18...Notched five tackles and earned a defensive game ball for his performance vs. New England, Oct. 25...Finished second on the team with a season-high eight stops at Buffalo, Nov. 1...Awarded a game ball on defense in win at Oakland, Dec. 6 when he tallied six tackles and a half-sack...Made initial start of NFL postseason career in first-round contest vs. Buffalo, 1/2/99...Posted a pair of stops, a half-sack and a forced fumble

1997 – Started 14 of the 15 games in which he appeared at linebacker...Finished with 91 total tackles (69 solo), five sacks for 32 yards lost, a fumble recovery, three forced fumbles and four passes defended...Tackle total ranked fourth on the team...Led team in tackles in two games...Sack total tied for second on the squad...Made NFL debut in opener vs. Indianapolis, Aug. 31, at ROLB... Led team with 11 tackles, including the first sack of his career, and had a pass defended and two forced fumbles...Was second on the squad at N.Y. Jets, Oct. 12, with 10 tackles. He also recorded two sacks to notch his first multiple-sack game. For his efforts, Rodgers was named AFC Defensive Player of the Week, the first such honor of his career...Had five tackles and a fumble recovery at Baltimore, Oct. 19... Registered three tackles, including a sack, vs. N.Y. Jets, Nov. 9...Left the game early with a sprained right knee and was inactive the following week vs. Buffalo, Nov. 17...Returned to action at New England, Nov. 23, but did not start...Opened the final four contests...Drafted as the second of four third-round draft choices (92nd overall) in 1997, with a compensatory pick awarded by the NFL as a result of net free agent losses in 1996.


COLLEGE – Started in his only season at Arizona State, in 1996...Left school following his junior season...Named first-team All-Pac-10 and was a finalist for the Bronco Nagurski Award, given to college football's premier defensive player, as a junior...Posted 56 total tackles, including 23 for loss, and 12 sacks...Added four forced fumbles, a fumble recovery and four passes defended...Earned *Sports Illustrated's* National Player of the Week honors against Nebraska with nine tackles, including three for loss, two sacks and a pair of safeties...Played two seasons at Riverside (Calif.) Community College before attending ASU...Was a second-team All-America and first-team All-Mission Conference choice, as well as the conference's Outstanding Defensive Lineman and Most Valuable Player as a sophomore...Majored in microbiology.

PERSONAL – Attended St. Augustine HS in New Orleans...Did not participate in football, instead played the trumpet as a member of the marching band...Played at halftime of a Saints game as a member of band and also sold concessions at Saints games as a youth...Prior to junior college, the only organized football he played was one year of pee-pee football at age six...Graduated from high school in 1989, and served four years as a medical technician in the U.S. Air Force before enrolling at Riverside Community College in 1994...Stationed for more than two years in Okinawa, Japan...Full name: Derrick André Rodgers...Born Oct. 14, 1971 in Memphis, Tenn...Married (Kareff) with two children: Daughter, Elasia, and son, Triston André.

i derrickrodgers

Year	Team	GP/GS	S	A	TT	Sk.-Yds.	Int-Yds.-LG	PD	FF	FR
1997	Miami	15/14	69	22	91	5-32	0-0-0	4	3	1
1998	Miami	16/16	43	13	56	2.5-17	0-0-0	1	0	0
1999	Miami	16/15	29	23	52	0-0	1-5-5	3	1	2
2000	Miami	16/14	67	26	93	0.5-4.5	0-0-0	3	1	0
2001	Miami	14/14	45	37	82	1.5-8	0-0-0	8	1	0
2002	Miami	16/15	51	40	91	0-0	2-28-21	4	0	0
2003	New Orleans	15/15	72	25	97	0-0	1-40-40t	8	1	2
Totals		108/103	376	186	562	9.5-61.5	4-73-40t	31	7	5

ADDITIONAL STATS: Special Teams Tackles — (1997, 0); (1998, 11); (1999, 5); (2000, 25); (2001, 2); (2002, 1); (2003, 6) **Total: 50.**
CAREER HIGHS: Tackles — 11 (2x), last time at San Diego (11/12/00); **Sacks** — 2, at N.Y. Jets (10-12-97); **Interceptions** — 1, (4x) last time vs. Houston (9/14/03); **Int. Ret for TD** — 1, vs. Houston (9/14/03); **Forced Fumbles** — 1 (7x), last time vs. Atlanta (11/16/03); **Fumble Recoveries** — 1 (5x), last time at Tampa Bay (11/2/03)



Orlando RUFF

56

LB
HEIGHT: 6-3 WEIGHT: 253
COLLEGE: Furman
JOINED SAINTS: UFA-03 (SD)
NFL EXPERIENCE: 6th Season
BIRTHDATE: 9/28/76

NFL CAREER – Hard-nosed middle linebacker was a solid addition to the defense with his aggressive play and veteran leadership. Ruff, a versatile defender with the size to plug holes and the mobility to drift into coverage, was one of the Saints' top free-agent acquisitions in 2003. He arrived in New Orleans after a four-year stint with the San Diego Chargers, where he originally made the roster in 1999 as an undrafted rookie and started 28 games from 2000-01.

CAREER TRANSACTIONS – Signed by Saints to three-year contract (UFA), 3/3/03; Re-signed by San Diego Chargers to one-year contract, 4/3/02; Signed by San Diego Chargers to a three-year contract as an undrafted free agent, 4/20/99.

2003 – Saw action in all 16 games, with 10 starts at MLB...Posted 73 tackles on the season (53 solo) and an interception...Also played on special teams in each contest, adding five tackles and a fumble recovery on the coverage units...Started the final five games of the season, a stretch where the Saints allowed an average of 13.6 points per contest...Had five or more tackles in nine of the games he opened, including a career-high 10 twice...Played primarily on special teams in the first four contests...Had breakout game in first start of the season at Carolina, Oct. 5, finishing with 10 tackles, all solo, to tie his career high...Did not start the following week vs. Chicago, but posted six stops (five solo)...Opened the next four contests, including a nine-tackle performance (five solo) vs. Atlanta, Nov. 16...Came off the bench at Philadelphia, Nov. 23 and notched five solo stops...Equalled career-high with 10 tackles vs. Tampa Bay, Dec. 7. Added an interception with a seven-yard return vs. the Buccaneers, the second interception of his career...Recovered a fumble on a kickoff return vs. the New York Giants, Dec. 14...Had six tackles in each of the final two contests of the season. **2002** – Saw action in all 16 games, with most of his playing time coming on special teams...Finished year with 10 tackles on coverage units and four on defense. **2001** – Ranked fifth on team with career-

! playernotes



Rugged tackler started 10 games at middle linebacker in 2003 and had 73 stops and an interception.

Twice posted 10-tackle performances last season.

Started 28 games in the middle for the Chargers from 2000-2001, posting 142 tackles, nine passes defended, two fumble recoveries and an interception in that span.

Entered the league as an undrafted free agent from Furman in 1999.

SAINTS MAKING A DIFFERENCE: Ruff, who has been dedicated to community service since his rookie season, visited area schools last year to talk about the importance of education.

56 Orlando RUFF LB (cont.)

high 74 tackles...Added fumble recovery and four passes defended...Started 14 games... Led team with season-high eight tackles and had first career sack against Washington, Sept. 9...Matched season-high with eight stops at New England, Oct. 14. **2000** – Ranked fourth on squad with 68 tackles...Added an interception, a fumble recovery, five passes defended and three special teams tackles...Posted seven tackles and first career interception vs. New Orleans, Sept. 10...Led team with season- and career-high 10 tackles vs. Oakland, Oct. 29. **1999** – Ranked third on team with 12 special teams tackles...Added seven tackles and one pass defense as reserve linebacker.

COLLEGE – Earned All-America honors from American Football Coaches Association and All-Southern Conference honors as a senior at Furman...Named Greenville Touchdown Club's 1998 South Carolina Player of Year...Recipient of Furman University's President's Award for all-around achievement and community service... Departed fourth in school history with 488 career tackles...Received Blue-Gray Community Service Award...Political science major.

PERSONAL – Attended Fairfield Central (Winnsboro, SC) HS...One of 12 counselors selected to accompany students to Italy in 1998 on tour sponsored by Parade Magazine...Has worked with NFL's Youth Football Internship Program... Father, Larry, is a retired Master Sergeant in the Air Force and when Orlando was a child, the family lived in Japan for four years while his father was stationed at the Misawa Air Force Base...As an adult, Ruff has continued his world travels. Since the 2003 season ended he visited Mexico, Belize, Honduras and the Dominican Republic...Also has a passion for the theater and estimates that he has seen over 40 plays, including several Broadway productions...Cousin is New York Giants WR Amani Toomer...Full name: Orlando Bernarda Ruff...Recently engaged to Azucena Nunez...Born Sept. 28, 1976 in Charleston, S.C.

i orlandoruff




Year	Team	GP/GS	S	A	TT	Sk.-Yds.	Int-Yds.-LG	PD	FF	FR
1999	San Diego	14/0	5	2	7	0-0	0-0-0	1	0	0
2000	San Diego	16/14	54	14	68	0-0	1-18-18	5	0	1
2001	San Diego	16/14	59	15	74	1-2	0-0-0	4	0	1
2002	San Diego	16/0	4	0	4	0-0	0-0-0	0	0	0
2003	New Orleans	16/10	53	20	73	0-0	1-7-7	0	0	0
Totals		78/38	175	51	226	1-2	2-25-18	10	0	2

ADDITIONAL STATS: Special Teams Tackles — (1999, 12); (2000, 3); (2001, 3); (2002, 10); (2003, 5) **Total: 33.**

CAREER HIGHS: Tackles — 10, (3x) last time vs. Tampa Bay (12/7/03); **Sacks** — 1, vs. Washington (9-9-01);

Interceptions — 1, (2x) vs. Tampa Bay (12/7/03) & vs. New Orleans (9/10/00); **Int. Ret for TD** — 0; **Forced**

Fumbles — 0; **Fumble Recoveries** — 1 (2x).



Darrin SMITH

54

LB
HEIGHT: 6-1 WEIGHT: 236
COLLEGE: Miami
JOINED SAINTS: FA-00
NFL EXPERIENCE: 12th Season
BIRTHDATE: 4/15/70

NFL CAREER – Veteran linebacker has been a cog for the Saints’ defensive unit since signing with the Saints prior to the 2000 season. Though Smith has been a top outside linebacker during his NFL career, he showed his versatility in 2000 and 2003 by sliding inside to middle linebacker when needed. Smith’s stature as one of the team’s leaders is well-established and he also has ranked as one of the club’s most consistent and vital performers. After posting a career-high 123 tackles in 2002, Smith had 76 stops last season while playing in 14 games (10 starts). He has opened 140 of 152 contests since being drafted by the Dallas Cowboys in the second round (54th overall) in 1993 following a stellar career at the University of Miami.

CAREER TRANSACTIONS – Re-signed by the Saints to a four-year contract, 4/10/01; Signed by the Saints to a one-year contract, 7/16/00; Released by Seattle Seahawks, 2/10/00; Signed with Seattle Seahawks, 3/5/98; Placed on reserve/injured by Philadelphia Eagles, 11/19/97; Signed one-year contract with Philadelphia Eagles (UFA), 4/19/97; Signed one-year contract with Dallas Cowboys, 6/17/96; Signed four-year contract with Dallas Cowboys, 7/21/93; Selected by Dallas Cowboys in the second-round (54th overall) of the 1993 NFL Draft.

HONORS – **1994:** NFC Defensive Player of the Week (Week 16); **1993:** PFWA All-Rookie Team

2003 – Started nine of 14 games, finishing fifth on the team with 77 tackles (51 solo), a sack for minus-10 yards, an interception and six passes defended...Opened the season at MLB, posting 11 tackles (three solo) and a pass defended at Seattle, Sept. 7...Would start the next three games in the middle, including 10-tackle performance (seven solo) vs. Indianapolis, Sept. 28...Moved back to OLB (strongside) at Carolina, Oct. 5, with Sedrick Hodge sidelined with an injury. Smith would start the next three contests on the outside...Had four tackles (three solo) and a sack at Tampa Bay, Nov. 2, before leaving the game with a strained right hamstring in the second quarter...Declared inactive for the following two contests...Returned to action at Washington, Nov. 30, seeing playing time at MLB and on special teams...Played in the final four games as a reserve, recording six solo stops at Jacksonville, Dec. 21. **2002** – Started 15 games and became one of the defense’s top playmakers, posting 10 or more tackles in five contests. He set career-highs with 123 tackles (83 solo) while adding two interceptions, 3.5 sacks, 11 passes defended and a fumble recovery... Started 15 games at ROLB...Had a terrific outing vs. the Steelers, Oct. 6, posting a season-high 14 tackles, three sacks for minus-20 yards and a pass defended...Later tied that tackle mark with 14 stops and a half-sack for minus-6.5 yards vs. Minnesota, Dec. 15...On five occasions had games with 10 or more tackles: 12 vs. Green Bay, Sept. 15; 10 at Detroit, Sept. 29; 14 vs. Pittsburgh, Oct. 6; 10 at Carolina, Nov. 10 and 14 vs. Minnesota, Dec. 15...Finished with eight tackles (seven solo) and a pass defended at Tampa Bay, Sept. 8...In his 12-tackle effort vs. Green Bay, Sept. 15,

54 Darrin SMITH LB

(cont.)

Smith also had a 17-yard interception return...Finished with nine tackles (six solo) and a pass defended at Chicago, Sept. 22, before leaving game in fourth quarter with hamstring injury...Had seven tackles (five solo) and a pass defended vs. San Francisco, Oct. 20...Had seven tackles (five solo) vs. Atlanta, Oct. 27...In addition to registering 10 tackles at Carolina, Nov. 10, Smith also had a four-yard interception return and three passes defended...Finished with eight tackles (six solo) vs. Tampa Bay, Dec. 1...Had four tackles (two solo), a fumble recovery and two passes defended at Baltimore, Dec. 8...Had two solo tackles at Cincinnati, Dec. 22, before leaving game in third quarter with shoulder injury...Inactive for finale vs. Carolina, Dec. 29, due to injury. **2001** – Started all 16 games at ROLB and was sixth on the team with 84 tackles (65 solo) and led Saints LBs with eight passes defended...Also had 1.5 sacks for minus-12.5 yards, a forced fumble and six special teams tackles...Had one solo tackle at Buffalo, Sept. 9, before suffering a right foot injury in the second quarter and leaving the game...Had seven tackles (six solo), a sack for minus-12 yards, a pass defended and a forced fumble at Carolina, Oct. 14...Seven solo tackles at St. Louis, Oct. 28...Notched a team-high 11 tackles and a pass defense vs. N.Y. Jets, Nov. 4...Posted nine tackles (seven solo) and a pass defense at New England, Nov. 25...100th career NFL start came vs. Carolina, had three solo tackles... Seven tackles (two solo), three pass defenses and a special teams tackle at Tampa Bay, Dec. 23...Had team-high and season-high 13 tackles (nine solo), 1/2 sack and a pass defense vs. Washington, Dec. 30. **2000** – Appeared in 16 games and started 11 at MLB, as well as both playoff games...Had 113 tackles, two sacks for minus-13 yards and two interception returns for 56 yards, including a 41-yard TD...Led team with 21 passes defended and added three special teams stops and a forced fumble on special teams...Was the Saints’ second leading tackler and recorded a career-high in solo stops (73)...Played a reserve role in defense in games 1-5, and then started at MLB for games 11-16 and both playoff games...Led the team in tackles with 10 (four solo) at Seattle, Sept. 17...Had two assisted tackles, an interception return for 15 yards and two pass defenses at Chicago, Oct. 8...In his first start at MLB for Saints vs. Carolina, Oct. 15, had seven tackles (six solo) and a pass defense...Recorded 10 tackles (eight solo) and two passes defenses at Atlanta, Oct. 22...Led team with 12 tackles (eight solo) and two passes defended in victory at Arizona, Oct. 29...Had team-high 14 tackles (12 solo) vs. San Francisco, Nov. 5...Led Saints for third-consecutive week with 11 tackles (five solo) and a pass defense at Carolina, Nov. 12...Grabbed team-lead in tackles for fourth-consecutive week, tying Keith Mitchell with 13 (eight solo), also adding two passes defended vs. Oakland, Nov. 19...Three solo tackles, a sack for minus-five yards and three passes defended in victory at St. Louis, Nov. 26, while forcing a fumble on special teams... Recorded eight tackles (four solo), a sack for minus-8 yards and an assisted special teams tackle at San Francisco, Dec. 10...Had nine tackles (eight solo), a 41-yard interception return for a TD

! playernotes



Consummate pro has started 139 of 152 regular-season games in his career and has recorded 973 tackles.

Veteran is solid against the run and has been considered among the NFL’s best linebackers in pass coverage throughout his career.

Versatile performer started nine games in 2003, including four in the middle and five at strongside linebacker.

Has posted 10 or more tackles in 16 games since coming to New Orleans in 2000. Also has added eight sacks over the last four seasons with the Saints.

and two passes defended in finale vs. St. Louis, Dec. 24...Added three tackles (two solo), a pass defense, a special teams stop and a kickoff return for two yards in NFC Wild Card vs. St. Louis, Dec. 30...Three solo tackles and an assist in NFC Divisional Playoff at Minnesota, 1/6/01. **1999** – Started 15 games for Seattle and recorded a then-career-high 65 solo stops...90 total tackles ranked third on the team...Led team with 10 tackles (nine solo) and also had a pass defended vs. Buffalo, Oct. 24...Nov. 7 vs. Cincinnati, finished with six tackles (three solo), a pass defense and an interception in the end zone, stalling a Bengals drive late in the half...Had 10 tackles vs. San Diego, Dec. 12. **1998** – Started 12 games, including three at MLB...Had a career-high three interceptions on the season...Led the team with 12 tackles and two sacks and added a fumble recovery in season opening victory at Philadelphia, Sept. 6...Led the team for the second-consecutive game with 10 tackles vs. Arizona, Sept. 13. Also recorded two sacks and added a forced fumble...Started at MLB vs. Washington, Sept. 20, and recorded seven tackles and intercepted a pass that led to a touchdown...It was his first career start at MLB, a position he played due to the injuries to the two players who manned that position, and Smith moved back to the outside the next week...Returned an interception 23 yards for a TD vs. Denver, Oct. 11, the second interception return TD of his career...Tied for seventh in the AFC with five sacks, which also marked a career-high...Scored on a 26-yard interception return (second of season) to help Seattle to a win over Kansas City, Nov. 8...Inactive with ankle injury at

! playernotes



One of few league players with a graduate degree, Smith earned an MBA from the University of Miami in 1993 and owns a real estate business in south Florida.

SAINTS MAKING A DIFFERENCE: Smith's charitable foundation – Project 59 – provides youngsters with an opportunity to expand the vision of their future through the joys of reading and writing. He and his wife Kim, hold an annual, youth-oriented team-building event at Celebration Station as part of the organization's curriculum. He also made a difference in the life of a local youth by adopting a little brother for a day in the club's NFL/United Way Hometown Huddle event, and was one of several players who contributed money and time to the club's yearly Thanksgiving benefit where 1,000 underprivileged families were given turkeys with all the trimmings.

Oakland, Nov. 15 and at Denver, Dec. 27, with a lower back injury. **1997** – Played and started seven games for the Eagles...Suffered a sprained ankle in training camp and missed three of the first five games...Had a sack, forced fumble and fumble recovery on one play vs. Arizona, Oct. 19...Later in the season suffered a torn ligament in his right ankle and missed the final six games...Placed on reserve/injured, Nov. 19. **1996** – Finished third on the team with a career-best 117 tackles, while starting all 16 games at weakside OLB...Reached double digits in tackles six times. **1995** – Missed the first seven games before agreeing to terms with the Cowboys and starting the final nine games at OLB...First game was at Atlanta, Oct. 29...Averaged eight tackles in final five games...Equaled a career-high with two sacks at Arizona, Dec. 25...Started Super Bowl XXX for the Cowboys and recorded six tackles in a 27-17 win over Pittsburgh. **1994** – Finished fourth in tackles on a defense that led the NFL...Ended season with two strong performances, recording a career-high 15 tackles vs. Cleveland, Dec. 10, and intercepting two passes – with one returned for a fourth quarter TD – at New Orleans, Dec. 19...Named NFC Defensive Player of the Week for his efforts vs. the Saints. **1993** – Consensus All-Rookie pick...Started 13 regular-season games and all three in the postseason...Played OLB for the Cowboys and collected 93 tackles with two fumble recoveries...Had a season-high 14 stops at Philadelphia, Oct. 31.

COLLEGE – Four-year letter winner at Miami (Fla.)...Part of two national championship teams (1989 and 1991)...Finished his career with 401 tackles and 10 sacks...Finalist for the Butkus Award as the nation's top linebacker as a senior in 1992...Shared Big East Defensive Player of the Year honors with Syracuse's George Rooks as a junior in 1991.

PERSONAL – Football and track letterman at Norland (Miami, Fla.) HS...Earned MBA from Miami in 1993 and owns a real estate business in South Florida...Active member of the Fellowship of Christian Athletes...Married (Kimberly)...Born April 15, 1970 in Miami, Fla.

i darrin smith



Year	Team	GP/GS	S	A	TT	Sk.-Yds.	Int-Yds.-LG	PD	FF	FR
1993	Dallas	16/13	49	44	93	1-7	0-0-0	4	0	2
1994	Dallas	16/16	51	52	103	4-21	2-13-13t	10	1	2
1995	Dallas	9/9	43	22	65	3-13	0-0-0	0	0	1
1996	Dallas	16/16	62	55	117	1-7	0-0-0	1	0	0
1997	Philadelphia	7/7	9	4	13	1-5	0-0-0	3	1	1
1998	Seattle	12/12	59	21	80	5-35	3-56-26t	5	2	2
1999	Seattle	15/15	65	25	90	1-2	1-0-0	3	0	0
2000	New Orleans	16/11	75	41	116	2-13	2-56-41t	21	0	0
2001	New Orleans	16/16	65	19	84	1.5-12.5	0-0-0	8	1	0
2002	New Orleans	15/15	83	40	123	3.5-26.5	2-21-17	11	0	1
2003	New Orleans	14/10	51	25	76	1-10	1-9-9	6	0	0
Totals		152/140	612	348	960	24-152	11-155-41t	72	5	9
Saints Totals		61/51	274	125	399	8-62	5-76-41t	46	1	1

ADDITIONAL STATS: Special Teams Tackles – (1993, 6); (1994, 6); (1995, 2); (2000, 3); (2001, 6) **Total: 23;** **Special Teams Forced Fumbles** – (2000, 1) **Total: 1.**

CAREER HIGHS: Tackles – 15, vs. Cleveland (12/10/94); **Sacks** – 3, vs. Pittsburgh, 10/6/02; **Interceptions** – 2, at New Orleans (12/18/94); **Int. Ret. for TD** – 1 (4x), last time vs. St. Louis (12/24/00); **Forced Fumbles** – 1 (5x), last time at Carolina (10/14/01); **Fumble Recoveries** – 1 (9x), last time at Baltimore (12/8/98).

POSTSEASON STATISTICS

Year	Team	GP/GS	S	A	TT	Sk.-Yds.	Int-Yds.-LG	PD	FF	FR
1993	Dallas	3/3	8	3	11	0-0	0-0-0	1	0	0
1994	Dallas	2/2	8	4	12	0-0	0-0-0	1	0	0
1995	Dallas	3/3	6	7	13	0-0	0-0-0	1	1	0
1996	Dallas	2/2	6	3	9	0-0	0-0-0	1	1	1
1999	Seattle	1/1	4	3	7	0-0	0-0-0	1	0	0
2000	New Orleans	2/2	5	2	7	0-0	0-0-0	1	0	0
Totals		13/13	37	22	59	0-0	0-0-0	6	2	1
Saints Totals		2/2	5	2	7	0-0	0-0-0	1	2	1

ADDITIONAL STATS: Special Teams Tackles – (1996, 1); (2000, 1) **Total: 2;** **Kickoff Returns** – (2000, 1-2) **Total: 1-2.**

behind RB Deuce McAllister. Smith, also with the Saints in 1998-99, spent the 2003 training camp with the Green Bay Packers, where he was one of the team's final cuts. He signed with the Saints in late November and rushed for 61 yards on 11 carries while appearing in four games as a reserve. Over his NFL career, he has started 57 of 115 games and recorded 4,853 yards rushing on 1,322 carries, with 38 touchdowns. Smith has added 159 catches for 1,255 yards and seven TDs. Originally selected in the third round of the 1994 NFL Draft by the Seattle Seahawks, Smith had his most productive tenure with the Miami Dolphins from 2000-01. In those two seasons, he posted 2,107 yards rushing, including a career-high 1,139 yards in 2000. His 309 carries that season set a Miami team record, and his 14 rushing touchdowns and 16 overall TDs were tied for second in the AFC and third in the league. Smith had a memorable performance against the Indianapolis Colts in a 2000 AFC Wild Card playoff contest, establishing an NFL playoff record with 40 carries and rushing for 209 yards, the second-highest single-game total in postseason history.

CAREER TRANSACTIONS – Re-signed by the Saints to a one-year contract, 3/11/04; Signed by Saints to one-year contract, 11/25/03; Waived by Green Bay Packers, 8/31/03; Signed by Green Bay Packers, 6/2/03; Released by Carolina Panthers, 3/5/03; Placed on reserve/injured (shoulder) by Carolina Panthers, 12/18/02; Signed by Carolina Panthers, 3/25/02; Signed by Miami Dolphins to a two-year contract, 3/15/00. Released by Saints, 2/24/02; Signed by Saints, 2/28/98; Placed on reserve/non-football injury list by Seattle Seahawks (back), 12/13/94; Selected by Seattle Seahawks in third round (73rd overall) of the 1994 NFL Draft.

HONORS – **2000:** NFL Playoffs Offensive Player of the Week (Wild Card); AFC Offensive Player of the Week (Week 1)

2003 – After a season-ending injury to RB Ki-Jana Carter (sprained toe) vs. Philadelphia, Nov. 23, the Saints signed Smith on Nov. 25 and he provided quality depth for the remainder of the year... Appeared in four games, all in a reserve role, and rushed for 61 yards on 11 carries (5.5 yards per attempt) and added a two-yard reception... Declared inactive at Washington, Nov. 30... First playing time came vs. Tampa Bay, Dec. 7. His lone carry was a 17-yard burst for a first down... Had a season-high eight rushing attempts for 40 yards and a catch for two yards vs. the New York Giants, Dec. 14... Totaled two carries for four yards in the final two games. **2002** – Was a workhorse for Carolina for the first 11 games, all starts... Inactive after receiving a paid leave of absence on Nov. 29 that forced him to miss games at Cleveland, Dec. 1, and Cincinnati, Dec. 8... Placed on reserve/injured (shoulder), Dec. 18... Finished with a club-high 737 yards and seven TDs on 209 attempts, and also caught 20 passes for 167 yards... Led the team with 84 yards on 24 carries vs. Baltimore in the season opener, Sept. 8... Carried 20 times for 60 yards and two touchdowns and recorded a career-best 77 yards receiving on three catches vs. Detroit, Sept. 15... Had a season-high 154 yards and two TDs on 30 carries at Minnesota, Sept. 22. That total was the second-highest in franchise history and the 10th 100-yard game of Smith's career... Had 17 rushes for 80 yards and a 59-yard touchdown burst vs. New Orleans, Nov. 11. Scoring run was a season-long and the third-longest of his career. **2001** – Started a career-high 16 games for the Dolphins, plus the team's playoff contest. Led the team in rushing and rushing touchdowns for the second-straight season with 968 yards on 313 attempts with six touchdowns, and caught 30 balls for 234 yards and two TDs... Recorded three 100-yard rushing games and led the team with 1,202 total yards from scrimmage... Had eighth 100-yard rushing game of his career came vs. Indianapolis (Dec. 10) with 107 yards on 28 carries... Rushed for a regular-season career-high 158 yards on 30 carries with a TD in finale vs. Buffalo (1/6/02). The effort was his

ninth-career 100-yard rushing game. **2000** – Started 15 games with Miami in his finest NFL season... Suffered ankle injury vs. the New York Jets, Nov. 19, which also kept him out at Indianapolis, Nov. 26... Established career highs and led the Dolphins with 1,139 yards rushing, 309 rushing attempts, 14 rushing touchdowns and 16 total TDs. Also set a career-high with 31 receptions for 201 yards and tied a career best with 2 touchdown catches... Started both playoff contests and posted 213 yards rushing and two touchdowns, adding 4 receptions for 22 yards... Four 100-yard rushing efforts in 2000 were more than he recorded in his six previous NFL seasons combined... Over a single season, his rushing attempts set a Dolphin record while his rushing yards, rushing touchdowns, total touchdowns and 100-yard rushing outputs all ranked second in team history... Earned AFC Offensive Player of the Week in Week 1 vs. Seattle, Sept. 9, the first time in his career receiving the honor. Rushed for 145 yards and a touchdown on 27 carries and had one catch for 12 yards... Matched a career-high two touchdown performance with a rushing and receiving touchdown vs. Baltimore, Sept. 17... Rushed for 155 yards and a pair of touchdowns on 23 carries, with two receptions at the New York Jets (Oct. 23). His

! playernotes



Picked up during last season to add depth to the backfield and averaged 5.5 yards per carry.

In his second stint with the Saints after rushing for 662 yards on 198 carries and hauling in 44 passes for 400 yards from 1998-99.

Versatile back has 10 career 100-yard rushing games, including one with the Saints in 1998.

Posted a career-high 1,139 yards and scored 16 TDs in 2000 with the Miami Dolphins.

Set NFL playoff record with 40 rushing attempts against the Indianapolis Colts and had 209 yards in the contest (12/30/00) for Miami, the second-highest single-game total in NFL postseason history.

SAINTS MAKING A DIFFERENCE: Smith took an underprivileged child on a holiday shopping spree as part of Deuce McAllister's "Shop with a Jock" event in 2003.

68-yard run in the contest also matched a career long... Had 124 yards and two touchdowns on 24 attempts, in addition to a team-high 4 catches for 17 yards, vs. Detroit, Nov. 5... Recorded two rushing TDs at San Diego, Nov. 12... Made his playoff debut against Indianapolis, Dec. 30. Set a rushing record for the Dolphins, gaining 209 yards and two touchdowns on 40 attempts, including a 17-yard scoring run in overtime that clinched the victory. Named NFL Offensive Player of the Week for the first-round playoff games for his efforts. His 40 carries set an NFL record, surpassing the previous mark of 38 (shared by RB Ricky Bell, Tampa Bay, in Divisional playoffs vs. Philadelphia, 12/29/79 and RB John Riggins, in Super Bowl XVII vs. Miami, 12/30/83). His total yards ranked second only to the 248 recorded by Los Angeles Rams running back Eric Dickerson in a Divisional playoff contest at Dallas (Jan. 4, 1986). Both his rushing attempts and rushing yards set single-game Dolphins records for the regular season and postseason. **1999** – Appeared in 13 games, including two starts, in his final season in New Orleans; inactive for two contests and did not play in a third... Finished second on the team with 205 yards rushing on 60 carries... Also caught 20 passes for 151 yards and a touchdown... Rushed for a season-high 66 yards on 13 attempts, with a season-long run of 24 yards, in the opener vs. Carolina, Sept. 12... Had two receptions for nine yards vs. Tennessee, Oct. 12,

including a four-yard touchdown catch for his only score of the season...Rushed for 54 yards on 18 carries with a long of 15, and caught four passes for 36 yards, at St. Louis, Nov. 28 **1998** – Saw action in 14 games in his first season with the Saints, starting nine...Inactive for two games, vs. Tampa Bay, Oct. 25 and at Carolina, Nov. 1...Team leader in rushing with 457 yards on 138 attempts, (3.3 avg.) with a TD...Added 24 receptions for 249 yards (10.4 avg.)...In opener at St. Louis, Sept. 6, had three receptions for 67 yards, including a season-long 35 yard touchdown, and also completed a 20-yard touchdown pass to WR Andre Hastings...Rushed for 78 yards on 12 carries vs. Carolina, Sept. 13...Posted the Saints' only 100-yard rushing effort of the season with 157 yards on 24 carries at Indianapolis (Sept. 27)...Had lone rushing touchdown at Atlanta, Oct. 18...Caught another scoring reception vs. New England (Oct. 4), highlighting his four-reception, 44-yard performance...Caught four passes for 46 yards at Arizona, Dec. 20. **1997** – Played in 12 games, with two starts, and missed four games with a broken ankle. Started Game 7 at St. Louis (Oct. 19), but suffered a broken fibula that kept him sidelined for Games 8-11...Rushed for 392 yards on 91 carries with two touchdowns for a 4.3-yard average. **1996** – Played 16 games with the Seahawks, including two starts...Rushed for 680 yards on 153 carries, and shared the team lead with eight touchdowns...Scored the game-winning touchdown on a 14-yard run with 31 seconds left at Tampa Bay, Sept. 22...Successful on all three two-point conversion attempts, including one with 2:03 left which clinched the final margin in a 22-15 win at Miami, Oct. 6...Rushed 15 times for 90 yards vs. Minnesota, Nov. 10...Rushed for 148 yards on 33 carries with a touchdown vs. the Lions, Nov. 17...Rushed for 87 yards and two touchdowns on 25 carries vs. the Raiders, Dec. 22. **1995** – Played 13 games as a reserve and finished with 215 yards on 36 carries and a reception for 10 yards...Inactive the first two weeks after suffering a sprained ankle vs. San Francisco, Aug. 23. **1994** – As a rookie with Seattle played in two contests in a reserve role...Inactive for three games after suffering a sprained ankle at San Francisco in the preseason finale, Aug. 26...Injured his back in an auto accident, Dec. 1, and finished season on the non-football injury list.

COLLEGE – Two-year starter at Houston (1992-93) after transferring from Northeast Oklahoma A&M Junior College...Was the Cougars' leading rusher both seasons...Ended career at Houston with 1,262 yards and 11 touchdowns on 207 attempts for a 6.1-yard average per carry...Rushed for 417 yards in 1993 and had 29 receptions for 205 yards and three TDs...Registered a conference-high 7.6-yard average in 1992, gaining 845 yards on 111 carries, and also had 30 catches for 315 yards and a pair of touchdowns...Majored in sports management.

PERSONAL – Lettered in football and basketball at South Side (Fort Wayne, Ind.) HS...Named all-city as a running back his junior and senior years...Works with the Boys & Girls Club in Fort Wayne...Married to Shana, with a son, Lamar Hunter Smith Jr....Born Nov. 29, 1970 in Fort Wayne, Ind....Full name: Lamar Hunter Smith

i lamarsmith



Year	Team	RUSHING						RECEIVING						
		GP/GS	No.	Yds.	Avg.	LG	TD	No.	Yds.	Avg.	LG	TD	Pts.	
1994	Seattle	2/0	2	-1	-0.5	0	0	0	0	0.0	0	0	0	0
1995	Seattle	12/0	36	215	6.0	68	0	1	10	10.0	10	0	0	0
1996	Seattle	16/2	153	680	4.4	29	8	9	58	6.4	22	0	54	
1997	Seattle	12/2	91	392	4.3	35	2	23	183	8.0	22	0	14	
1998	New Orleans	14/9	138	457	3.3	33	1	24	249	10.4	35	2	18	
1999	New Orleans	13/2	60	205	3.4	24	0	20	151	7.6	26	1	6	
2000	Miami	15/15	309	1139	3.7	68	14	31	201	6.5	28	2	96	
2001	Miami	16/16	313	968	3.1	25	6	30	234	7.8	65	2	48	
2002	Carolina	11/11	209	737	3.5	59	7	20	167	8.4	58	0	42	
2003	New Orleans	4/0	11	61	5.5	17	0	1	2	2.0	2	0	0	
Totals	115/57	1322	4853	3.7	68	38	159	1255	7.9	65	7	278		
Saints Totals	31/11	209	723	3.5	33	1		45	402	8.9	35	3	24	

CAREER HIGHS: Rushes — 33, at Detroit (11/17/96); Rushing Yards — 158, vs. Buffalo (1/06/02); Long Rush — 68, at N.Y. Jets (10/23/00); Rushing TDs — 2, (8x) last time at Green Bay (9/29/01); Receptions — 6, at N.Y. Jets (10/14/01); Receiving Yards — 77, vs. Detroit (9/15/01); Long Reception — 65, at Tennessee, (9/9/01); Receiving TDs — 1 (7x), last time at N.Y. Jets (10/14/01);

POSTSEASON STATISTICS

Year	Team	RUSHING						RECEIVING						
		GP/GS	No.	Yds.	Avg.	LG	TD	No.	Yds.	Avg.	LG	TD	Pts.	
2000	Miami	2/2	48	213	4.4	24	2	4	22	5.5	8	0	12	
Totals	2/2	48	213	4.4	24	2	4	22	5.5	8	0	12		

CAREER HIGHS: Rushes — 40, vs. Indianapolis (12/30/00); Rushing Yards — 209, vs. Indianapolis (12/30/00); Long Rush — 24, vs. Indianapolis (12/30/00); Rushing TDs — 2, vs. Indianapolis (12/30/00); Receptions — 3, vs. Indianapolis (12/30/00); Receiving Yards — 18, vs. Indianapolis (12/30/00); Long Reception — 8, vs. Indianapolis (12/30/00); Receiving TDs — 0.



Donté STALLWORTH 83

WR

HEIGHT: 6-0 WEIGHT: 196

COLLEGE: Tennessee

JOINED SAINTS: D1a-02

NFL EXPERIENCE: 3rd Season

BIRTHDATE: 11/10/80

NFL CAREER – Big-play wide receiver is ready to take his career to the next level after giving glimpses of his enormous potential in his first two NFL seasons. While he has the ability to develop into one of the league's most dangerous wide receivers, Stallworth has also consistently made the tough grabs that move the chains. He has played in 24 games (10 starts) over the last two years and has notched 67 receptions for 1,079 yards and 11 touchdowns. Of his career grabs, 12 have been from 25 yards or more.

CAREER TRANSACTIONS – Signed by Saints to a six-year contract, 7/29/02; Selected by the Saints in the first round (13th overall) of the 2002 NFL Draft.

2003 – Primed to become one of the Saints’ top weapons, but injuries limited Stallworth to appearing in 11 games, with three starts...Declared inactive for five games with leg and ankle injuries...Finished sixth on the team with 25 catches for 485 yards and three touchdowns...Added eight kickoff returns for 171 yards (21.4-yard average) and five punt returns for 44 yards (8.8-yard average)...Had 12 catches of 15 yards or more on the season, and his 19.4-yard average led the club...Hauled in touchdown passes of 76 yards (vs. Dallas, Dec. 28) and 69 yards (at Atlanta, Oct. 19)...Also caught a 42-yard pass at Jacksonville, Dec. 21, that started a memorable, lateral-filled final touchdown play as time expired...With Michael Lewis injured, served as the return specialist at Carolina, Oct. 5, and had five returns for 110 yards, including 28-yard burst. Also returned three punts for 34 yards in the contest...Returned three kickoffs for 61 yards and two punts for 10 yards vs. Chicago, Oct. 12...Opened the season at Seattle, Sept. 7, with a career-high eight catches for 101 yards, including a 30-yard catch. Hauled in six passes for 86 yards in the second half...Had two catches for 46 yards vs. Houston, Sept. 14, including 35-yard touchdown grab in the third quarter that gave New Orleans a 14-10 lead...Added two receptions at Tennessee, Sept. 21...Had one catch in each of the next four games, including 69-yard touchdown grab at Atlanta, Oct. 19. The game against the Falcons was his first start of the season, but he suffered a left quadriceps injury in the contest...Declared inactive for the next two games, before returning to the starting lineup vs. Atlanta, Nov. 16 and recording one catch for five yards...Returned to the inactive list for the next three games due to right ankle sprain...Returned to action vs. New York Giants, Dec. 14 and

Bay, Sept. 15...Had four catches for 43 yards, including a 29-yard score with 1:11 remaining to give New Orleans a 29-23, come-from-behind victory at Chicago, Sept. 22...In second career start, had three receptions for 14 yards, including a four-yard TD at Detroit, Sept. 29, before leaving game in third quarter with left hamstring injury...Declared inactive for next three games due to injury...Started at wide receiver at Carolina, Nov. 10, and had three receptions for 65 yards and a seven-yard TD grab, which once again sparked a come-from-behind win with less than two minutes remaining...Recorded two receptions for 18 yards, including a 12-yard TD at Atlanta, Nov. 17...Recorded three receptions for 57 yards and a TD at Baltimore, Dec. 8, breaking the team record for TD receptions by a Saints rookie (six, WR Danny Abramowicz, 1967)...Inserted into starting lineup for the remainder of season the following week vs. Minnesota and tied his career-high with four receptions for 42 yards...At Cincinnati on Dec. 22, hauled in six catches for a career-high 111 yards and a 57-yard touchdown, increasing his team rookie record to eight for the season.

COLLEGE – Deep threat became a full-time starter as a junior at Tennessee...Career totals with the Volunteers were 99 catches for 1,747 yards (17.6 avg.) and 13 touchdowns...Applied for the NFL Draft following his junior season...Played in nine games as a junior, starting seven contests and finishing second on the team with 41 receptions for 821 yards (20.0 avg.) and 10 TDs...Named All-SEC second team by league coaches...As a sophomore in 2000, finished second on the team with 35 receptions for 519 yards (14.8 avg.) and a pair of TDs...Majored in psychology.

PERSONAL – Started two years as a wide receiver and cornerback at Grant (Sacramento, Calif.) HS...As a senior he was league co-MVP, All-State defensive back and *USA Today* honorable mention All-American...Voted California Player of the Year by the high school coaches...As a senior had 56 receptions for 1,289 yards and 23 TDs...Also averaged 31 yards on kickoff returns and 27 yards on punt returns...On defense, he had 77 tackles, four interceptions and six passes defended...School compiled a 24-3 two-year record, winning the sectional championship and reaching state finals his senior year...Track participant in sprints and jumping events...Older brother Larry played wide receiver for the London Monarchs of NFL Europe and for the Arena Football League’s San Jose Sabercats. Larry also went to training camp with the San Diego Chargers...Full name: Donté’ Lamar Stallworth...Born Nov. 10, 1980 in Sacramento, Calif.

! playernotes



Speedy target has averaged 16.7 yards per reception since being drafted 13th overall in 2002. Of his 67 career catches, 26 have traveled 15 yards or more.

Eight of his 11 career touchdowns have come from 28 yards or longer.

In 2002, became the first NFL rookie in 20 years to catch a touchdown in his first four NFL games. Finished that season with eight TDs, a club record for rookies.

SAINTS MAKING A DIFFERENCE: Stallworth has frequently visited patients at Children’s Hospital of New Orleans and also spent time mentoring youngsters in the New Orleans Recreation Department.

had a pair of catches for 23 yards...At Jacksonville, Dec. 21, had three grabs for 54 yards...Finished the season strong with three catches for a career-high 114 yards as a starter vs. Dallas, Dec. 28, including a 76-yard touchdown. Second-quarter TD grab was the longest of his career. **2002** – Emerged as one of the most productive NFL rookies, recording 42 catches for 594 yards (14.1-yard avg.) and eight TDs...Appeared in 13 games, starting seven...Tied for 14th in the NFC in scoring among non-kickers with 48 points...Reception total tied for fourth-highest by a rookie in franchise history and his receiving yardage total was third in the NFL among rookies and third all-time by a rookie in New Orleans...His eight TD catches led all NFL rookies and set a team rookie record...With his scoring grab vs. Detroit, Sept. 29, Stallworth became the first rookie in 20 years to catch a touchdown in his first four NFL games. In 1982, Washington WR Charlie Brown set the league record with a TD reception in his first five contests... Enjoyed the biggest day of his young career at Cincinnati, Dec. 22, when he posted six catches for 111 yards, including a 57-yard TD...Thrived in his NFL debut at Tampa Bay, Sept. 8. In his first career start, had four receptions for 63 yards, including a 41-yard TD...Had four receptions for 59 yards, including a 34-yard TD on a screen pass vs. Gre.


i dontéstallworth



Year	Team	RECEIVING						RUSHING					
		GP/GS	No.	Yds.	Avg.	LG	TD	No.	Yds.	Avg.	LG	TD	Pts.
2002	New Orleans	13/7	42	594	14.1	57t	8	2	0	0.0	2	0	48
2003	New Orleans	11/3	25	485	19.4	76t	3	1	3	3.0	3	0	18
Totals		24/10	67	1079	16.1	76t	11	3	3	3.0	3	0	66

Year	Team	KICKOFF RETURNS					PUNT RETURNS				
		No.	Yds.	Avg.	LG	TD	No.	Yds.	Avg.	LG	TD
2002	New Orleans	0	0	0.0	0	0	0	0	0.0	0	0
2003	New Orleans	8	171	21.4	28	0	5	44	8.8	18	0
Totals		8	171	21.4	28	0	5	44	8.8	18	0

CAREER HIGHS: Receptions — 8, at Seattle (9/7/03); **Receiving Yards** — 114, vs. Dallas (12/28/03); **Long Reception** — 76t, vs. Dallas (12/28/03); **Receiving TDs** — 1 (11x), last time vs. Dallas (12/28/03); **Rushes** — 1 (3x) last time at Jacksonville (12/21/03); **Rushing Yards** — 3, at Jacksonville (12/21/03); **Long Rush** — 3, at Jacksonville (12/21/03); **Rushing TDs** — 0; **Kickoff Returns** 5, at Carolina (10/5/03); **Kickoff Return Yards** — 110, at Carolina (10/5/03); **Long Kickoff Return** — 28, at Carolina (10/5/03); **Kickoff Returned for TD** — 0; **Punt Returns** — 3, at Carolina (10/5/03); **Punt Return Yards** — 34, at Carolina (10/5/03); **Long Punt Return** — 18, at Carolina (10/5/03); **Punt Returned for TD** — 0.



Aaron STECKER 27

HEIGHT: 5-10 WEIGHT: 213

COLLEGE: Western Illinois

JOINED SAINTS: UFA-04 (TB)

NFL EXPERIENCE: 5th Season

BIRTHDATE: 11/13/75

RB

NFL CAREER – In a move that improved the quality and depth in the backfield, the Saints signed Stecker to a four-year contract in March. He has played for the Tampa Bay Buccaneers for the last four seasons, rushing for 402 yards on 101 carries and a TD while playing in 55 contests, with two starts. The versatile Stecker has added 33 career receptions for 233 yards and two TDs. While with the Bucs, he flashed plenty of big-play ability, including recording the longest kickoff return in team history with an 86-yard burst against the Saints (12/23/01) and the longest run for Tampa Bay in 2002 with a 59-yard carry against Minnesota (11/3/02). With 2,376 kickoff return yards, Stecker ranks first in Tampa Bay history and has also posted 42 special teams tackles in his career. He took the road less traveled before becoming an established veteran, playing for the Scottish Claymores of NFL Europe in 1999 and earning the league's Offensive MVP honors.

CAREER TRANSACTIONS – Signed by Saints to four-year contract (UFA) 4/4/04; Re-signed by Tampa Bay Buccaneers to one-year contract (RFA), 4/10/03; Re-signed to three-year contract by Tampa Bay Buccaneers, 1/25/00; Signed to Tampa Bay Buccaneers practice squad, 10/20/99; Released by Chicago Bears, 8/30/99; Signed by Chicago Bears as undrafted free agent, 4/18/99.

2003 – Played in all 16 games with one start...Totaled 37 carries for 125 yards on the season...Also finished with nine receptions for 48 yards and one touchdown...Led the team with 25 kickoff returns for 520 yards, with a long of 44 yards...Majority of action came as a reserve on offense and on the kickoff return team...Posted 13 special teams tackles...Sept. 14 vs. Carolina, rushed three times for six yards and caught two passes for seven yards. Also had two kickoff returns for 39 yards, moving him into second place on the team's all-time chart with 1,902 kickoff return yards...At Atlanta, Sept. 21, rushed four times for nine yards and returned three kickoffs for 84 yards, including a 44-yard burst on the opening kickoff to the Atlanta 50...Returned three kickoffs for 48 yards vs. Indianapolis, Oct. 6, to eclipse 2,000 career kickoff return yards. He also rushed nine times for 22 yards and caught a pass...Started at running back when the Bucs began the game with two running backs in the game at San Francisco, Oct. 19. Rushed twice for 14 yards and caught two passes for five yards in the contest. He also returned four kickoffs for 103 yards (25.8 avg.)...Rushed five times for 15 yards vs. Dallas, Oct. 26, and caught a pass for five yards...Saw reserve action vs. New Orleans, Nov. 2, and caught a pass for five yards and returned two kickoffs for 34 yards to move into first place all-time in team history with 2,246...Rushed five times for 17 yards, returned a kickoff for 13 yards and had three special teams tackles vs. Houston, Dec. 14...Saw action as a reserve running back and on special teams vs. Atlanta, Dec. 20, returning two kickoffs for 47 yards...Caught a 14-yard touchdown and returned four kickoffs for 70 yards at Tennessee, Dec. 28. **2002** – Played in all 16 regular season games with one start...Also played in all three playoff games...Had 28 rushes for 174 yards (6.2-average) with a long of 59...Also caught

27 Aaron STECKER RB (cont.)

13 passes for 69 yards...Was the team's primary kick returner with 37 returns for 934 yards (25.2 avg.) and a long of 67, finishing fifth in the NFC and eighth in the NFL...Ranked third on the team with 19 special teams tackles...In the opener vs. New Orleans, provided consistent good field position on kickoff returns as he totaled 118 yards on four returns (29.5 avg.). Took the opening kickoff of the second half 37 yards...Made first career start at Cincinnati, Sept. 29, rushing once for 14 yards along with returning the opening kickoff 32 yards and making a special teams tackle...Rushed five times for 17 yards at Carolina, Oct. 27, while also catching four passes for 26 yards and adding three kickoff returns for 74 yards...Saw action as a reserve and on special teams vs. Minnesota, Nov. 3. Rushed once for 59 yards, the longest rushing play of the season for Tampa Bay, and caught a pass for 12 yards...Caught two passes for 20 yards along with returning three kickoffs for 73 yards vs. Carolina, Nov. 17...Rushed four times for 28 yards at Detroit, Dec. 15, along with returning five kickoffs for 148 yards, including a 67-yard jaunt, the third-longest in team history...In NFC Divisional Playoff vs. San Francisco (1/12/03), rushed twice for eight yards and returned three kickoffs for 72 yards, including a long of 31 yards...Returned three kickoffs for 67 yards, with a long of 27, vs. Oakland (1/26/03) in Super Bowl XXXVII. **2001** – Saw action in 13 games, all in reserve role...Had 24 carries for 72 yards with a TD and 10 receptions for 101 yards (10.1 avg.) with another touchdown...Also returned nine kickoffs for 259 yards (28.8 avg.) with a long of 86 yards vs. New Orleans, Dec. 23...Made key plays coming off the bench at Minnesota, Sept. 30, with three receptions for 33 yards, including 22-yard grab on the

! playernotes



Speedy free-agent acquisition adds proven performer to Saints' backfield.

Stecker has ranked among the NFL's top special teams players over the last four seasons.

Owens longest career kickoff return in Buccaneers' history with his 86-yard return vs. the Saints in 2001. He also recorded Tampa Bay's longest run from scrimmage in 2002 with a 59-yard burst against Minnesota.

Ranks first in Buccaneers' record book with 2,376 kickoff return yards.

Has played in four postseason contests, including Tampa Bay's Super Bowl XXXVIII victory.

game's final drive...Caught two passes for 51 yards, including his first career touchdown on a 35-yard catch-and-run in the second quarter vs. Minnesota, Oct. 28. Added eight rushes for 30 yards in that contest...Led the team in rushing against Philadelphia, 1/6/02, with 12 rushes for 35 yards, including a four-yard TD run. **2000** – Appeared in 10 games as a rookie, recording 12 carries for 31 yards and adding one reception for 15 yards...Was the club's top kickoff returner with 29 returns for 663 yards (22.9 avg.)...Had a memorable NFL debut against the Bears, Sept. 10, rushing for 26 yards on five carries and returning a kickoff 31 yards...Set career-highs with seven kickoff returns for 160 yards at Minnesota, Oct. 9...Sprained right knee on the opening kickoff against the Bills, Nov. 26 and was inactive for the team's final five games, including a playoff loss at Philadelphia.

COLLEGE – In just two seasons, finished as Western Illinois' all-time leading rusher with 3,799 yards and 41 TDs...Transferred to Western Illinois after spending two seasons at Wisconsin...Paced Leathernecks with 1,124 yards rushing and 12 TDs as a senior...Record-breaking junior season included leading Division I-AA in scoring with 150 points, the fourth-highest total in Division I-AA history...Finished first in the nation with 1,957

27 Aaron STECKER RB (cont.)

rushing yards and was named Gateway Conference Player of the Year and Newcomer of the Year...Placed second in the Walter Payton Award balloting, given to Division I-AA's most outstanding player...Established 23 WIU records and seven Gateway Conference records in junior campaign...Majored in law enforcement.

PERSONAL – Married to Kara, with one child, Skylar...Lettered for four years in football and baseball at Ashwaubenon (Green Bay, Wisc.) HS...Rushed for 2,157 yards and 37 TDs as a senior and was named Wisconsin Player of the Year by the Associated Press and Milwaukee Journal-Sentinel as a senior...Born 11/13/75 in Green Bay, Wisc.

i aaronstecker



Year	Team	RUSHING						RECEIVING						
		GP/GS	No.	Yds.	Avg.	LG	TD	No.	Yds.	Avg.	LG	TD	Pts.	
2000	Tampa Bay	10/0	12	31	2.6	14	0	1	15	15.0	15	0	0	
2001	Tampa Bay	13/0	24	72	3.0	17	1	10	101	10.1	35t	1	12	
2002	Tampa Bay	16/1	28	174	6.2	59	0	13	69	5.3	12	0	0	
2003	Tampa Bay	16/1	37	125	3.4	15	0	9	48	5.3	14	1	6	
Totals	55/2	101	402	4.0	59	1	33	233	7.1	35	2	18		

Year	Team	KICKOFF RETURNS				
		No.	Yds.	Avg.	LG	TD
2000	Tampa Bay	29	663	22.9	48	0
2001	Tampa Bay	9	259	28.8	86	0
2002	Tampa Bay	37	934	25.2	67	0
2003	Tampa Bay	25	520	20.8	44	0
Totals	100	2,376	23.8	86	0	

ADDITIONAL STATS: Special Teams Tackles — (2000, 0); (2001, 3); (2002, 19); (2003, 13) **Total: 35**
CAREER HIGHS: Rushes — 12, vs. Philadelphia (1/6/02); **Rushing Yards** — 59, vs. Minnesota (11/3/02); **Long Rush** — 59, vs. Carolina (11/17/02); **Rushing TDs** — 1, vs. Philadelphia (1/6/02); **Receptions** — 4, at Carolina (10/27/02); **Receiving Yards** — 51, vs. Minnesota (10/28/01); **Long Reception** — 35t, vs. Minnesota (10/28/01); **Receiving TDs** — 1 (2x), last time at Tennessee (12/28/03); **Kickoff Returns** — 7, at Minnesota (10/9/00); **Kickoff Return Yards** — 160, at Minnesota (10/9/00); **Long Kickoff Return** — 86, vs. New Orleans (12/23/01); **Kickoff Returned for TD** — 0.

POSTSEASON STATISTICS

Year	Team	RUSHING						RECEIVING						
		GP/GS	No.	Yds.	Avg.	LG	TD	No.	Yds.	Avg.	LG	TD	Pts.	
2000	Tampa Bay	0/0	0	0	0.0	0	0	0	0	0.0	0	0	0	
2001	Tampa Bay	1/0	0	0	0.0	0	0	0	0	0.0	0	0	0	
2002	Tampa Bay	3/0	3	17	5.7	9	0	1	3	3.0	3	0	0	
Totals	4/0	3	17	5.7	9	0	1	3	3.0	3	0	0		

KICKOFF RETURNS

Year	Team	KICKOFF RETURNS				
		No.	Yds.	Avg.	LG	TD
2000	Tampa Bay	0	0	0.0	0	0
2001	Tampa Bay	4	91	22.8	32	0
2002	Tampa Bay	8	172	21.5	31	0
Totals	12	263	21.9	32	0	

CAREER HIGHS: Rushes — 2, vs. San Francisco (1/12/03); **Rushing Yards** — 9, at Philadelphia (1/19/03); **Long Rush** — 9, at Philadelphia (1/19/03); **Rushing TDs** — 0; **Receptions** — 1, at Philadelphia (1/19/03); **Receiving Yards** — 3, at Philadelphia (1/19/03); **Long Reception** — 3, at Philadelphia (1/19/03); **Receiving TDs** — 0; **Kickoff Returns** — 4, at Philadelphia (1/12/02); **Kickoff Return Yards** — 91, at Philadelphia (1/12/02); **Long Kickoff Return** — 32, at Philadelphia (1/12/02); **Kickoff Returned for TD** — 0.



Jon STINCHCOMB 78

HEIGHT: 6-5 WEIGHT: 315

COLLEGE: Georgia

JOINED SAINTS: D2-03

NFL EXPERIENCE: 2nd Season

BIRTHDATE: 8/27/79

T

NFL CAREER — Considered one of the top blockers in the 2003 NFL Draft, as a rookie Stinchcomb provided depth at both tackle spots. By the end of the season, because of injuries to T Spencer Folau and G LeCharles Bentley, Stinchcomb was the top reserve at every spot on the offensive front other than center. Known for his character, intelligence and maturity, Stinchcomb was a four-year starter at Georgia. He appeared in six games in 2003, contributing primarily on special teams.

CAREER TRANSACTIONS — Agreed to terms on a three-year contract, 7/25/03; Selected by the Saints in the second round (37th overall) in 2003.

2003 — Played in six games and dressed but did not play in one contest...Declared inactive for the other nine games of the season...Saw first action of the season vs. Atlanta, Nov. 16, on special teams...Dressed but did not play vs. Tampa Bay, Dec. 7...Saw action at LG and on special teams vs. New York Giants, Dec. 14...Played on special teams for the remaining two contests.

COLLEGE — A four-year starter at Georgia with experience at both tackle positions, starting 34 of 37 games for his career...A microbiology major who plans to attend medical school after his football career is over, Stinchcomb garnered All-Academic honors in 2001-2002...Also honored as one of 11 players in the country to earn AFCA Good Works Team honors for outstanding contributions to community service... Started 13 or 14 games at LT in 2002 and was named a Walter Camp All-American first team selection and All-SEC first-team pick...One of six Division I recipients of the 2002 National Football Foundation post-graduate scholarship and was a semifinalist for the Lombardi Award...Posted 10 touchdown-resulting blocks...Became the first Bulldogs offensive linemen to score a touchdown in 17 years when he recovered a fumble in the end zone at Auburn, 11/16/02...In 2001, started three games at LT and six at RT and was named a

! playernotes



Big body with a strong burst off the snap, Stinchcomb reads and reacts quickly in pass protection.

A four-year starter at Georgia with experience at both tackle positions, opening 34 of 37 games in his college career.

His older brother, Matt, was also an All-American at Georgia (1995-98) and a first-round pick of the Oakland Raiders in 1999. Matt now plays for the Tampa Bay Buccaneers.

SAINTS MAKING A DIFFERENCE: Became a contributor in the Saints' community relations efforts as a rookie, visiting schools and talking about the importance of education, particularly reading.


Football News All-American second team choice and Associated Press All-SEC first-team pick ...As a sophomore in 2000, started every game at RT and was named to the SEC Coaches All-SEC second team...Recipient of the Ramsey Endowed Scholarship for Academic and Athletic Excellence...Started 11 of 12 games as a redshirt freshman at RT in 1999 and was named a Freshman All-American first-team selection by the Sporting News and Football News and an SEC Coaches All-Freshman first-team pick.

PERSONAL – A *USA Today* and *Parade All-American* first-team choice at Parkview (Lilburn, Ga.) HS...Four-year starter on the offensive line who also started on defense for two seasons...Four-year recipient of Parkview's "Scholar Athlete Award" ...Also lettered in basketball...Earned a perfect 4.0 grade point average in high school...Also voted an outstanding student at Georgia, earning academic honors throughout his career and possessing a 3.75 grade point average, graduating with a degree in microbiology...Older brother, Matt, was an All-American tackle and team captain at Georgia (1995-98) and a first-round selection by the Oakland Raiders in 1999...Born Aug. 27, 1979 in Atlanta, Ga.

i jonstinchcomb



Games Played/Started: (2003, 6/0) Total: 6/0.



Johnathan SULLIVAN 97

DT

HEIGHT: 6-3 WEIGHT: 315
COLLEGE: GEORGIA
JOINED SAINTS: D1-03
NFL EXPERIENCE: 2nd Season
BIRTHDATE: 1/21/81

NFL CAREER – The first college defensive tackle that the club has ever drafted in the first round, Sullivan had a solid rookie season while developing his talents. Earned All-Rookie accolades while starting 13 of the 14 games he played in. The Saints moved up in the first round to get Sullivan, sending two No. 1 (17th and 18th overall) picks to the Arizona Cardinals to secure the sixth-overall choice. As part of the trade, New Orleans and the Cardinals also swapped second-round picks, with the Saints getting the 37th overall choice and Arizona taking the 54th overall selection. Sullivan's selection is the highest for a defensive tackle in franchise history, with the previous high being Mike Fultz at 34th overall in 1977.

CAREER TRANSACTIONS – Agreed to terms on a seven-year contract, 7/30/03; Selected by the Saints in the first round (sixth overall) in the 2003 NFL Draft.

HONORS – 2003: *Pro Football Weekly* All-Rookie team.

! playernotes



Started 13 games as a rookie, with 38 tackles, a sack and a forced fumble.

Earned NFC All-Rookie accolades from *Pro Football Weekly*.

Picked at sixth overall in 2003, Sullivan is the highest defensive tackle selected in club history.

With prototype size and ability, he is expected to anchor the club's defensive front in 2004.

2003 – Started 13 of 14 games as a rookie, finishing with 38 tackles (32 solo), a sack for minus-8 yards, two passes defended and a forced fumble...Started the first two games before being declared inactive at Tennessee, Sept. 21, and vs. Indianapolis, Sept. 28, with a left knee injury...Posted the first sack of his career vs. Houston, Sept. 14...Came off the bench at Carolina, Oct. 5 before settling into starting role for the final 11 games...Had a career-high five solo tackles and a pass defended at Philadelphia, Nov. 23...Had four solo stops at Jacksonville, Dec. 21...Posted four solo tackles and a forced fumble vs. Dallas, Dec. 28.

COLLEGE – A two-year starter at Georgia who declared for the NFL draft after his junior year, Sullivan recorded 154 tackles (85 solo), nine sacks for minus-53 yards, four passes defended, two fumble recoveries and a forced fumble in his career while starting 23 of 35 contests...Part of the Bulldogs' recent line of blue-chip defensive linemen to the NFL, following teammate DE Charles Grant, DT Marcus Stroud (Jacksonville) and DE/DT Richard Seymour (New England)...Appeared in all 14 games in 2002, starting 13 at defensive tackle and recorded a career-high 74 tackles (41 solo), with four sacks for minus-27 yards and a forced fumble...Played in 11 games with 10 starts in 2001...Started the first six contests at left defensive tackle, before shifting to right defensive end for the final four regular season games and the Music City Bowl...In 2000, played in 10 games at tackle, recording 34 tackles (19 solo) with a sack...Majored in childhood and family development at Georgia


PERSONAL – Attended Hargrave (Va.) Military Academy in 1999, recording 43 tackles with 11 sacks as a defensive end. Also used as a blocker at tight end...Was a *USA Today* Honorable Mention All-USA selection at Griffin (Ga.) HS...Had 130 tackles and 19 tackles for loss during his senior season...Named team captain and MVP as a senior, as he anchored both offensive and defensive line...Full name: Johnathan Lamar Sullivan...Born Jan. 21, 1981 in Griffin, Ga.

i johnathansullivan



Year Team	GP/GS	S	A	TT	Sk.-Yds.	Int-Yds.-LG	PD	FF	FR
2003 New Orleans	14/13	32	6	38	1-8	0-0-0	2	1	0
Totals	14/13	32	6	38	1-8	0-0-0	2	1	0

CAREER HIGHS: Tackles — 5, at Philadelphia (11/23/03); Sacks — 1, vs. Houston (9/14/03); Interceptions — 0; Int. Ret for TD — 0; Forced Fumbles — 1, vs. Dallas (12/28/03); Fumble Recoveries — 0.



Fred THOMAS 22

CB

HEIGHT: 5-9 WEIGHT: 185

COLLEGE: Tennessee-Martin

JOINED SAINTS: UFA-00 (Sea)

NFL EXPERIENCE: 9th Season

BIRTHDATE: 9/11/73

NFL CAREER – Scrappy veteran has emerged as the Saints' top cornerback over the last three seasons, including a stellar 2003 campaign when he set a career-high with 99 tackles and added a team-leading four interceptions. He has started 43 of 57 games since signing with the Saints as an Unrestricted Free Agent from the Seattle Seahawks in 2000. Though highly-coveted by other teams, Thomas re-signed with the Saints (four-year contract) in March. With New Orleans, he has posted 282 stops (215 solo), two sacks, 10 interceptions, 62 passes defended, five forced fumbles and two fumble recoveries. Thomas recorded a career-high five interceptions in 2002 despite playing most of the season with a cast covering his broken left hand.

CAREER TRANSACTIONS – Re-signed by Saints to a four-year contract (UFA), 3/4/04; Contract renegotiated, re-signed to two-year contract by Saints, 3/1/01; Signed by the Saints to two-year contract, 2/14/00; Placed on reserve/injured by Seattle Seahawks, 9/17/99; Re-signed by Seattle Seahawks to one-year contract, 5/27/99; Signed three-year contract with Seattle Seahawks, 4/19/96; Selected by Seattle Seahawks in the second round (47th overall) of the 1996 NFL Draft.

HONORS – **2002:** *Sports Illustrated* All-Pro (Dr. Z); Ed Block Courage Award (vote by teammates).

2003 – Played in all 16 games, with 14 starts...Served as nickel cornerback in first two contests before taking over starting role at Tennessee, Sept. 21...Finished third on the team with a career-high 99 tackles (76 solo), a sack for minus-13 yards, four interceptions for 47 yards in returns, 21 passes defended (tied career-high set in 2002), two forced fumbles and a fumble recovery...Was the only Saints' player to record statistics in every defensive category...Had eight tackles (four solo) and three passes defended in first start of season at Tennessee, Sept. 21...At Carolina, Oct. 5, posted nine stops (eight solo), a pass defended and a forced fumble...Had stellar performance vs. Chicago, Oct. 12, with seven solo tackles, a sack for minus-13 yards, two passes defended and a forced fumble. Early in the fourth quarter, Thomas drilled Bears QB Kordell Stewart and caused a fumble recovered by DE Melvin Williams at the Chicago 12. The Saints would score a touchdown three plays later to take a 13-3 lead...Had an interception at Atlanta, Oct. 19. Picked off QB Kurt Kittner at the Atlanta 43 and pitched it to S Victor Green, who returned it 24 yards. Thomas added three solo tackles and three passes defended in the contest...Had six tackles (five solo) and three passes defended vs. Carolina, Oct. 26...Recovered a fumble and notched six solo stops at Tampa Bay, Nov. 2...Had perhaps his top performance of the season vs. the Falcons, Nov. 16, with five tackles, two passes defended and a third-quarter interception with a 15-yard return that sparked the Saints' comeback victory...Recorded an interception, four solo tackles and a pair of passes defended at Washington, Nov. 30...Scooped up a blocked kick by DT Kenny Smith vs. New York Giants, Dec. 14, and bolted 64 yards for a touchdown. It was the Saints' first TD off a blocked field goal since

22 Fred THOMAS CB (cont.)

1988. Thomas added nine tackles (six solo) and a pass defense in the contest...Finished season with consecutive strong performances. Had five tackles (four solo), a pass defended and an interception with a 20-yard return vs. Jacksonville, Dec. 21. Return to the Jaguars 8 set up a touchdown. In the finale vs. Dallas, Dec. 28, recorded a career-high 10 tackles (nine solo). **2002** – Played in 15 games, starting 14, missing contest vs. Green Bay, Sept. 15, after suffering fractured left hand in opener...Led Saints cornerbacks with 79 tackles (61 solo), a sack for minus-9 yards, five interceptions, 21 passes defended, two forced fumbles and a fumble recovery...Also chipped in four special teams tackles...Tied for fourth in the NFC in interceptions and was also recognized by teammates as recipient of Ed Block Courage Award for playing a most of the season with a cast on his left hand...Recorded six tackles (three solo) at Tampa Bay, Sept. 8, before suffering broken left hand in fourth quarter. Underwent surgery the following week, yet returned to action in reserve duty at Chicago, Sept. 22, recording a tackle and three passes defended...Tied career-high at Detroit, Sept. 29, recording nine tackles and a pass defended...Had seven tackles (six solo) and a pass defended vs. Pittsburgh, Oct. 6...Had three tackles (two solo), three passes defended and two special teams tackles vs. San Francisco, Oct. 27...Recorded three tackles (two solo), a pass defended and a fumble recovery vs. Atlanta, Oct. 27...Recorded first career sack in addition to six tackles (three solo) at Atlanta, Nov. 17...Recorded four tackles, a 31-yard interception return – his first of the season – a pass defended and a forced fumble vs. Cleveland, Nov. 24...Turned in perhaps the finest game of season at Baltimore, Dec. 8, recording nine tackles, intercepting two passes and adding three passes defended...Enjoyed another strong game at Cincinnati, Dec. 22, when Thomas intercepted Bengal QB Jon Kitna twice, while adding four solo tackles, three passes defended and a forced fumble. **2001** – Started all 16 games at RCB...Finished the year with a career-high 85 tackles (62 solo), an interception, a team-high 18 passes defended and a forced fumble...Tackle total led all Saints CBs...Recorded seven tackles (six solo), two pass defenses and a special teams tackle at Buffalo, Sept. 9...Posted six solo tackles and batted away two passes vs. Minnesota, Oct. 7...Had four solo tackles, three passes defended, a forced fumble and a special teams tackle in 34-31 victory at St. Louis, Oct. 28...Had first career interception vs. Carolina, Dec. 2, on the game's final play. **2000** – Played in 11 regular-season games, recording 19 tackles (16 solo), 11 special teams tackles (eight solo) and two special teams forced fumbles...Also saw action in both

! playernotes



Has developed into one of the NFC's most complete cornerbacks as a starter over the last three seasons.

Late bloomer has had nine interceptions for 127 return yards over the last 31 games (he missed one contest in 2002 with an injury) after having only one pick for zero yards in his first six seasons.

Recorded a career-high 99 tackles in 2003 and has led the team in passes defended over the last three seasons.

Including two forced fumbles, a sack and a fumble recovery, was the lone Saints defender to notch statistics in every defensive category last season, a feat he also accomplished in 2002.

Voted the Saints' recipient of the 2002 Ed Block Courage Award after playing with cast on his left hand because of a broken bone.

SAINTS MAKING A DIFFERENCE: Donates time and resources to promote youth education in his hometown of Bruce, Miss. Thomas is also active in the greater New Orleans community by spending time visiting fan clubs and area schools.

playoff games, starting NFC Divisional Playoff at Minnesota, 1/6/01...Inactive for games 1-4 due to knee injury suffered in third preseason game at Indianapolis, Aug. 12...Came on late in the season... Had three solo tackles at San Francisco, Dec. 10...Recorded five solo tackles, an assisted tackle and a special teams tackle in regular season finale vs. St. Louis, Dec. 24...Recorded a solo tackle, two assisted tackles and a special teams tackle in NFC Wild Card Playoff vs. St. Louis, Dec. 30...Had three solo tackles and a special teams tackle in NFC Divisional Playoff at Minnesota, 1/6/01. **1999** - Saw action in team's nickel package and with the special teams unit vs. Detroit, Sept. 12...Left game with a broken ankle in second half and placed on reserve/injured, Sept. 17. **1998** - Nickel back and special teams player... Inactive vs. Denver, Oct. 11, with hamstring injury. **1997** - Played in 14 games, starting three at LCB for an injured Shawn Springs and served as the nickel corner in 11 contests...Recorded 26 tackles, with two for a loss...Made first career start vs. Atlanta, Nov. 30. **1996** - Played the last 15 games as a reserve cornerback and on special teams...Had five tackles on defense and 15 on special teams.

COLLEGE - All-Ohio Valley Conference first-team selection in 1995...Recorded 69 tackles with seven for losses and four interceptions in 1995 and returned 12 kickoffs for a 22.3-yard average...Picked off three passes, returning one for a touchdown, all in the first half against Tennessee State...Had a 70-yard punt return touchdown versus Morehead State...Transferred to Tennessee-Martin prior to the start of the season...Played in seven games with three starts for the University of Mississippi in 1994...Returned an interception 83 yards for a TD against Florida...Played two seasons at Northwest Mississippi CC in Senatobia, Miss., playing wide receiver and cornerback...Caught 21 passes for a 26.8 yard average, and two scores, and returned four kicks for TDs...Earned JC All-America honorable mention as a wide receiver in 1993...All-state selection as a defensive back in 1992...Criminal justice major.

PERSONAL - Prep all-state selection in football, basketball and track at Bruce (Miss.) HS...Earned three letters in each sport...Born Sept. 11, 1973 in Bruce, Miss.

i fredthomas

Year	Team	GP/GS	S	A	TT	Sk.-Yds.	Int-Yds.-LG	PD	FF	FR
1996	Seattle	15/0	4	1	5	0-0	0-0-0	0	0	0
1997	Seattle	16/3	22	4	26	0-0	0-0-0	3	0	0
1998	Seattle	15/0	32	7	39	0-0	0-0-0	7	0	0
1999	Seattle	1/0	0	0	0	0-0	0-0-0	1	0	0
2000	New Orleans	11/0	16	3	19	0-0	0-0-0	2	0	0
2001	New Orleans	16/16	62	23	85	0-0	1-0-18	18	1	0
2002	New Orleans	15/14	61	18	79	1-9	5-80-43	21	2	1
2003	New Orleans	16/14	76	23	99	1-13	4-47-20	21	2	1
Totals		105/47	273	79	352	2-22	10-127-43	73	5	2
Saints Totals		58/44	215	67	282	2-22	10-127-43	62	5	2

ADDITIONAL STATS: Special Teams Tackles - (1996, 15); (1997, 10); (1998, 13); (2000, 11); (2001, 5); (2002, 4); (2003, 3) **Total: 61; Special Teams Forced Fumbles** - (2000, 1) **Total: 1.**
CAREER HIGHS: Tackles - 10 vs. Dallas (12/28/03); **Sacks** - 1 (2x), at Atlanta (11/17/02) & vs. Chicago (10/12/03); **Interceptions** - 2, (2x) at Baltimore (12/8/02) & at Cincinnati (12/22/02); **Int. Ret for TD** - 0; **Forced Fumbles** - 1 (5x), Last Time vs. Chicago (10/12/03); **Fumble Recoveries** - 1 (2x), vs. Atlanta (10/27/02) & at Tampa Bay (11/2/03).

POSTSEASON STATISTICS

Year	Team	GP/GS	S	A	TT	Sk.-Yds.	Int-Yds.-LG	PD	FF	FR
2000	New Orleans	2/1	4	2	6	0-0	0-0-0	0	0	0
Totals		2/1	4	2	6	0-0	0-0-0	0	0	0

ADDITIONAL STATS: Special Teams Tackles - (2000, 2) **Total: 2.**
CAREER HIGHS: Tackles - 3 (2x), vs. St. Louis (12/30/00) & at Minnesota (1/6/01); **Sacks** - 0; **Interceptions** - 0; **Int. Ret for TD** - 0; **Forced Fumbles** - 0; **Fumble Recoveries** - 0.



Terry WAGNER 70

HEIGHT: 6-2 **WEIGHT: 304** **C**
COLLEGE: Sacramento State
JOINED SAINTS: FA-03
NFL EXPERIENCE: 1st Season
BIRTHDATE: 5/26/79

NFL CAREER - Center spent four games on the Saints' active roster last season and the majority of the year on the club's practice squad. Wagner is expected to battle for a reserve spot in 2004.

CAREER TRANSACTIONS - Re-signed by Saints, 12/10/03; Waived by Saints and signed to practice squad, 11/26/03; Signed by Saints from practice squad, 11/20/03; Signed by Saints to practice squad, 9/3/03; Waived by Saints, 8/31/03; Signed by Saints, 1/10/03; Waived by New York Giants, 8/26/02; Signed by New York Giants as undrafted free agent, 4/22/02.


2003 - Waived by the Saints at the end of training camp and signed to the practice squad three days later, where he remained until being promoted to the active roster, Nov. 20...Declared inactive at Philadelphia, Nov. 23...After another stint on the practice squad, was signed to active roster for the last three games. Dressed, but did not play, vs. N.Y. Giants, Dec. 14, and declared inactive for the final two contests. **2002** - Spent training camp with New York Giants prior to being waived.

COLLEGE - Started a school-record 44 games at center for Sacramento State and was a four-time All-Big Sky selection...Redshirted as a freshman before opening every game from 1998-2001.

PERSONAL - Attended Del Campo (Fair Oaks, Calif.) HS, where he was a All-Capital Athletic League choice as a senior...A member of the California Scholarship Federation as a senior.

i terrywagner

Games Played/Started: (2003, 0/0) **Total: 0/0.**



Willie WHITEHEAD 98

HEIGHT: 6-3 WEIGHT: 300 DE/DT

COLLEGE: Auburn

JOINED SAINTS: FA-99

NFL EXPERIENCE: 6th Season

BIRTHDATE: 1/26/73

NFL CAREER – Hard-nosed veteran provides a quality, proven player to the defensive line rotation at both end and tackle. Whitehead has started 20 games the last two seasons and when healthy has been among the defense's most consistent performers. The sixth-year veteran is also an NFL success story, a former football vagabond who spent time on the fields of NFL Europe and the CFL before making it in New Orleans. Since coming to the Saints, Whitehead has started 25 of 68 games, with 178 tackles (122 solo), 23 sacks for minus-147 yards, three forced fumbles, two passes defended and a fumble recovery.

CAREER TRANSACTIONS – Agreed to terms with the Saints on a three-year contract, 4/25/03; Re-signed by Saints to one-year contract, 4/4/02; Allocated by Saints to Frankfurt Galaxy of NFL Europe, 2/22/99; Signed by the Saints to four-year contract, 1/27/99; Released by Detroit Lions, 8/25/98; Signed Detroit Lions, 2/11/98; Signed by Hamilton Tiger-Cats of CFL, 5/14/97; Signed to practice squad by Montreal Alouettes of CFL, 1996; Signed by Baltimore Stallions of CFL, 8/95; Released by San Francisco, 7/16/95; Signed by San Francisco 49ers as an undrafted free agent, 4/26/95.

HONORS – **2003**: NFC Defensive Player of the Week (Week 9).

2003 – Played in 11 games, with 10 starts... Was declared inactive for five contests due to left knee injury... Posted a career-high 53 tackles (39 solo), 5.5 sacks for minus-33 yards, a pass defended, a forced fumble and a fumble recovery... Sack total was his highest since also recording 5.5 in 2000, and the second-highest of his career (seven in 1999)... Opened the season with four tackles (two solo) and half-sack at Seattle, Sept. 7... After DE Darren Howard suffered a dislocated wrist in the opener, Whitehead moved into the starting lineup at LDE vs. Houston, Sept. 14. Responded with huge game, posting a career-high nine tackles (eight solo) and two sacks for minus-12 yards... Moved over to RDE at Tennessee, Sept. 21, and had seven tackles (five solo)... Started at LDE vs. Indianapolis, Sept. 28, and recorded four tackles (three solo)... Slid inside to start at DT at Carolina, Oct. 5, and finished with eight stops (seven solo)... Also started at DT vs. Chicago, Oct. 12, before moving back to LDE at Atlanta, Oct. 19 and vs. Carolina, Oct. 26... Top performance of the season came at Tampa Bay, Nov. 2. He started at LDE and recorded five solo tackles, a career-high three sacks for minus-17 yards, a pass defended and a forced fumble. For his efforts, Whitehead was named NFC Defensive Player of the Week for the first time in his career. He forced a fumble on a sack in the third quarter by QB Brad Johnson at the New Orleans 20 that was recovered by LB Roger Knight. He suffered from dehydration and was admitted to a local hospital following the contest... Moved back to DT vs. Atlanta, Nov. 16... Declared inactive at Philadelphia, Nov. 23, due to a left knee injury, which would slow him for the rest of the season... Started the following week at Washington at DT, but was declared inactive for the last four games of the year. **2002** – Appeared in 12 games, and started 10 in his first extended action as a

98 Willie WHITEHEAD DE/DT (cont.)

full-time starter... Recorded 41 tackles (27 solo), three sacks for minus-26 yards and a fumble recovery... Declared inactive for games 5-8 while rehabilitating fractured fibula suffered in first quarter at Detroit, Sept. 29... Did not start game 1 and game 9, but saw extensive snaps in both contests... Recorded two tackles and a sack for minus-7 yards in opener at Tampa Bay, Sept. 8... Recorded two solo tackles and a sack for minus-8 yards vs. Green Bay, Sept. 15... Had six tackles (four solo) at Chicago, Sept. 22... In return to action following injury, thrived at Carolina, Nov. 10, with five tackles (two solo) and a sack for minus-11 yards... Had a fumble recovery at Baltimore, Dec. 8. **2001** – Appeared in 14 games, recording 25 tackles (17 solo) and two sacks for minus-11 yards... Declared inactive for games 7 and 8 due to knee sprain... Enjoyed finest game of season at Atlanta, Dec. 9, recording three solo tackles and tied a career-high with two sacks for minus-11 yards... Recorded a season-high five tackles (four solo) in finale vs. San Francisco, 1/6/02. **2000** – Played in all 16 contests (two starts) and saw action in both playoff games... Finished with 29 tackles (15 solo), 5.5 sacks for minus-32 yards and a forced fumble... Added five tackles (four solo), a sack for minus-12 yards and a forced fumble in playoffs... Relieved starters at both end and tackle during the season... Had three assisted tack

! playernotes



Started 10 games in 2003 and posted a career-high 52 tackles, 5.5 sacks and a forced fumble.

Earned NFC Defensive Player of the Week honors at Tampa Bay last season after recording a career-best three sacks, five tackles, a forced fumble and a pass defended.

Versatile performer has started at both defensive end and tackle.

Has notched 23 sacks since 1999, trailing only DE Darren Howard's 30 since Whitehead joined the Saints.

Former walk-on at Auburn went on to earn a scholarship at the school and start 32 contests.

SAINTS MAKING A DIFFERENCE: Another Saints player extremely dedicated to serving the community, Whitehead makes frequent visits to area schools and works with several youth-oriented charities. He also made a difference in the life of local youth by adopting a little brother for a day in the club's NFL/United Way Hometown Huddle event.

les and 1.5 sacks vs. Philadelphia, Sept. 24... Had a solo tackle, one assisted tackle, and a sack for minus-6 yards at Atlanta, Oct. 22... Recorded a solo tackle, a sack for minus-6 yards and a forced fumble at Carolina, Nov. 12... Started at DT in place of an injured Norman Hand at San Francisco, Dec. 10... Had three solo tackles, two assisted tackles and a sack for minus-5 yards vs. Atlanta, Dec. 17, a game which he started at RDE in place of Joe Johnson... Had a solo tackle, two assisted tackles and a sack for minus-6 yards in finale vs. St. Louis, Dec. 24... Had two solo tackles, a sack for minus-12 yards and a forced fumble in Wild Card Playoff vs. St. Louis, Dec. 30. **1999** – Saw action in all 16 games (three starts)... Finished with 30 tackles (24 solo) and was second on the team with seven sacks (minus-44.5 yards)... Added six special teams tackles... At Jacksonville, Nov. 21, had four solo tackles and two sacks for minus-11 yards... Had seven tackles (four solo), and a sack for minus-10 yards vs. St. Louis, Dec. 12. **1998** – Spent 1998 training camp with the Detroit Lions. **1997** – Led the Hamilton Tiger Cats in the CFL in sacks and added 44 tackles. **1996** – Spent part of the season on Montreal practice squad. **1995** – After being cut by the 49ers, split time between the CFL Baltimore Stallions active roster and practice squad.

COLLEGE – Started 32 consecutive games for Auburn on the defensive line... Recorded 65 tackles and five sacks as a senior in 1994...Despite suffering a broken wrist in spring practice in 1993, recorded 63 stops and three sacks that season...Had eight sacks in 1992...Was a walk-on in 1990 who was awarded a scholarship...Earned a degree in communications from Auburn.

PERSONAL – Attended Tuskegee (Ala.) Institute HS, where he lettered in football, basketball and track...Born Jan. 26, 1973 in Tuskegee, Ala.

i williewhitehead



Year	Team	GP/GS	S	A	TT	Sk.-Yds.	Int-Yds.-LG	PD	FF	FR
1999	New Orleans	16/3	24	6	30	7-44.5	0-0-0	1	0	0
2000	New Orleans	16/2	15	14	29	5.5-32.5	0-0-0	0	1	0
2001	New Orleans	14/0	17	8	25	2-11	0-0-0	0	0	0
2002	New Orleans	12/10	27	14	41	3-26	0-0-0	0	0	1
2003	New Orleans	11/10	39	13	52	5.5-33	0-0-0	1	1	1
Totals		69/25	122	55	177	23-147	0-0-0	2	2	2


ADDITIONAL STATS: Special Teams Tackles — (1999, 6) **Total: 6. Kickoff Returns:** 1-8 vs. Minnesota (12/15/02).

CAREER HIGHS: Tackles — 9, vs. Houston (9/14/03); **Sacks** — 3, at Tampa Bay (11/2/03); **Interceptions** — 0; **Int. Ret for TD** — 0; **Forced Fumbles** — 1 (2x), at Carolina (11/12/00) & at Tampa Bay (11/2/03); **Fumble Recoveries** — 1(2x), at Baltimore (12/8/02) & vs. Chicago (10/12/03).

POSTSEASON STATISTICS

Year	Team	GP/GS	S	A	TT	Sk.-Yds.	Int-Yds.-LG	PD	FF	FR
2000	New Orleans	2/0	4	1	5	1-12	0-0-0	0	1	0
Totals		2/0	4	1	5	1-12	0-0-0	0	1	0

CAREER HIGHS: Tackles — 3, at Minnesota (1/6/01); **Sacks** — 1, vs. St. Louis (12/30/00); **Interceptions** — 0; **Int. Ret for TD** — 0; **Forced Fumbles** — 1, vs. St. Louis (12/30/00); **Fumble Recoveries** — 0.



Boo WILLIAMS 82

HEIGHT: 6-4 WEIGHT: 265

COLLEGE: Arkansas

JOINED SAINTS: FA-01

NFL EXPERIENCE: 4th Season

BIRTHDATE: 6/22/79

NFL CAREER – Former undrafted free agent has developed into one of the top options for QB Aaron Brooks over the last two years. Williams has played in 43 games, with 14 starts, since being signed as an undrafted free agent in 2001. In his career, he has 74 receptions for 781 yards and 10 touchdowns, including a career-high five TDs last season. A wide receiver during a stellar college career at Arkansas, Williams has put on over 25 pounds as part of his conversion to tight end and has polished his blocking skills. His speed and size make him a difficult target to defend, particularly in the red zone.

CAREER TRANSACTIONS – Agreed to terms with Saints on a three-year

! playernotes



Hauled in a career-high 41 passes for 436 yards and five touchdowns last season.

Touchdown total led all tight ends in the NFC and ranked third in the NFL.

Really emerged as a top weapon for the offense over the last six games of 2003. In that span, he had 29 grabs for 347 yards and four TDs.

Inviting target near the goal line has 10 touchdowns and a pair of two-point conversions in his career.

Former college wide receiver has added over 25 pounds to his frame in conversion to NFL tight end.

SAINTS MAKING A DIFFERENCE: Williams has come into his own in his work to make an impact in the community. He is a frequent guest speaker at fan club meetings.

contract (RFA), 1/22/04; Signed off the practice squad, 10/27/01; Waived by the Saints, 9/2/01; Signed by the Saints as an undrafted free agent, 4/26/01.

2003 – Played in all 16 games, with a career-high six starts...Had 41 catches for 436 yards (10.6-average per catch) with five touchdowns...Reception total ranked seventh in the NFC among tight ends and his five TDs led all tight ends in the conference (third in the NFL)...His reception, yardage and touchdown totals were the most for a Saints tight end since Cam Cleeland had 54 grabs for 684 yards and six TDs in 1998...Started at Tennessee, Sept. 21, but other than that game was a reserve for the first 10 games of the season...Recorded four catches for 32 yards, including a 12-yard TD, at Atlanta, Oct. 19... Emerged as one of the most productive players at his position in the NFL over the last six games...Moved into starting lineup at Philadelphia, Nov. 23, following injury the week before to TE Ernie Conwell. Williams responded with the top game of his career against the Eagles, hauling in nine passes for 110 yards and a touchdown...Came off the bench for three catches for 43 yards at Washington, Nov. 30, including a 15-yard TD in the fourth quarter that provided the game-winning points in the Saints' 24-20 victory... Williams would start the remaining four games of the season...Recorded four catches for 59 yards (season-high 14.8-yard average) vs. Tampa Bay, Dec. 7. Had a 31-yard TD grab in the first quarter, his longest catch of the season...Posted five catches for 47 yards vs. the New York Giants, Dec. 14...Added five grabs for 54 yards at Jacksonville, Dec. 21, including a two-yard TD in the second quarter...Closed the season with three catches for 34 yards in the finale vs. Dallas, Dec. 28. **2002** – Saw action in all 16 games, starting three contests...The team's top pass-catching TE with 13 catches for 143 yards and two TDs... Also chipped in a special teams tackle...Caught a career-long 32-yard TD reception at Tampa Bay, Sept. 8, giving New Orleans a 13-3 first-half lead...Hauled in a two-yard TD reception at Washington, Oct. 13...First start of season came at Carolina, Nov. 10, and responded with two receptions for 16 yards...Recorded two receptions for 38 yards at Atlanta, Nov. 17...Started vs. Cleveland, Nov. 24, and had four receptions for 43 yards... Started at TE at Baltimore, Dec. 8. **2001** – Signed off the Saints practice squad, Oct. 27, and appeared in 11 games (four starts)...Emerged as the team's top pass-catching tight end, recording 20 receptions for 202 yards with three TDs...Also had three special teams tackles...In his NFL debut at St. Louis, Oct. 28, had a reception for three yards and a special teams tackle...First start came the following week vs. N.Y. Jets, a game where he recorded two receptions for 14 yards...Posted three receptions for 12 yards, including two

TDs vs. Indianapolis, Nov. 18...Made second start at New England, Nov. 25, and had two receptions for 44 yards...Had four catches for 69 yards, vs. Carolina, Dec. 2...Notched three receptions for 26 yards and a touchdown, at Tampa Bay, Dec. 23...Started final two games at tight end vs. Washington, Dec. 30, and vs. San Francisco, 1/6/02.

COLLEGE – Played at Arkansas from 1999-2000 after transferring from Coffeyville (Kan.) CC. During two years at Arkansas he posted 80 receptions for 1,123 yards (14.0 average) and 11 TDs...Touchdown total ranks sixth on Arkansas' all-time scoring chart...Started every game at split end in 2000 and led the Razorbacks with 52 receptions for 739 yards and seven TDs...Appeared in eight games as a junior and had 28 grabs for 384 yards (13.7 avg.) and four TDs...Majored in sociology...Two-time All-American at WR at Coffeyville CC, catching 83 passes for 1,687 yards and 21 touchdowns... Originally enrolled at Florida State, but transferred to Coffeyville.


PERSONAL – Lettered twice in football at Lincoln (Tallahassee, Fla.) HS...Caught 35 passes for 700 yards and 15 TDs as a senior and added six interceptions – with four touchdown returns – at safety...MVP of his basketball team three consecutive seasons...Given name was Eddie Lee Williams before he changed it to childhood nickname of Boo in 2001...Born June 22, 1979 in Tallahassee, Fla.

i boowilliams



Year	Team	GP/GS	No.	RECEIVING				TD	Pts.
				Yds.	Avg.	LG	FMB		
2001	New Orleans	11/4	20	202	10.1	26	3	18	
2002	New Orleans	16/3	13	143	11.0	32t	2	14	
2003	New Orleans	16/7	41	436	10.6	31t	5	30	
Totals		43/14	74	781	10.6	32t	10	62	

ADDITIONAL STATS: Special Teams Tackles — (2001, 3); (2002, 1) **Total: 4.**
CAREER HIGHS: Receptions — 9, at Philadelphia (11/23/03); Receiving Yards — 110, at Philadelphia (11/23/03); Long Reception — 32t, at Tampa Bay (9/8/02); Receiving TDs — 2, vs. Indianapolis (11/18/01).



Melvin WILLIAMS 96 DE

HEIGHT: 6-2 WEIGHT: 278

COLLEGE: Kansas State

JOINED SAINTS: D5-03

NFL EXPERIENCE: 2nd Season

BIRTHDATE: 2/2/79

NFL CAREER – Young defender with natural pass-rush skills bounced back from a serious knee injury suffered in his final collegiate contest to become a contributor for the Saints in his rookie season. The third defensive end selected by the Saints since Coach Jim Haslett arrived (following Darren Howard in 2000 and Charles Grant in 2002), Williams started two games and played in 14 in 2003.

! playernotes



Started two games as a rookie and played in 14 contests.

Integral part of defensive line rotation had 15 tackles in 2003.

Williams was an understudy of teammate DE Darren Howard for his first two years at Kansas State.

Was a top high school basketball player in St. Louis as a prep senior.

CAREER TRANSACTIONS – Passed physical, 8/5/03; Placed on Reserve/Non-Football Injury, 7/26; Signed three-year contract, 6/2/03; Selected in the fifth-round (155th overall) of the 2003 NFL Draft.

2003 – Played in 15 games, with two starts...Dressed, but did not play in opener at Seattle, Sept. 7, and at Washington, Nov. 30...Finished with 15 tackles (12 solo), a pass defended and a fumble recovery while also contributing on special teams...Notched first NFL start at Carolina, Oct. 5, and had two assisted tackles...Also started vs. Chicago, Oct. 12 and had two solo stops and a fumble recovery...Added two tackles and a pass defended at Tampa Bay, Nov. 2...Posted a career-high three tackles vs. the New York Giants, Dec. 14...Entered training camp recovering from a knee injury that he suffered in the Holiday Bowl vs. Arizona State, but was cleared for practice nine days later.

COLLEGE – Finished career at Kansas State with 70 tackles (40 solo), 13.5 sacks for minus-77 yards, eight pass defenses and four forced fumbles in 37 career games...Started all 13 games at RDE as a senior, recording a career-high 37 tackles (22 solo) with five sacks for minus-36 yards, three passes defended and a forced fumble...Played in seven games in 2001, starting four at left defensive end and recorded 14 tackles (eight solo), two sacks for minus-seven yards and three passes defended...Appeared in 11 games as a reserve defensive end in 2000, recording 13 tackles (seven solo) with 4.5 sacks for minus-24 yards and two passes defended...Saw limited action in six games and made six tackles (three solo) with two sacks for minus-10 yards in 1999...Redshirt freshman in 1998... Originally signed with Kansas State in 1997, but waited until 1998 to enroll.


PERSONAL – Graduated from Kansas State with a degree in sociology...Attended Mehlville (St. Louis, Mo.) HS where he was an All-Metro pick and first-team All-State pick by the *St. Louis Post-Dispatch* as a senior...Had 78 solo tackles, 16 sacks, three fumble recoveries, five forced fumble and three interceptions as a senior...Added 18 receptions for 400 yards and eight touchdowns on offense in 1996...Lettered three times each in football and basketball and finished career as the school's all-time basketball scoring leader... Brother, Turelle, played linebacker at Kansas State from 1996-2000...Born Feb. 2, 1979 in St. Louis, Mo.

i melvinwilliams



Year	Team	GP/GS	S	A	TT	Sk.-Yds.	Int-Yds.-LG	PD	FF	FR
2003	New Orleans	14/2	12	3	15	0-0	0-0-0	1	0	1
Totals		14/2	12	3	15	0-0	0-0-0	1	0	1

CAREER HIGHS: Tackles — 3, vs. N.Y. Giants (12/14/03); Sacks — 0; Interceptions — 0; Int. Ret for TD — 0; Forced Fumbles — 0; Fumble Recoveries — 1, vs. Chicago (10/12/03)



Brian YOUNG 66

HEIGHT: 6-2 WEIGHT: 298 DT

COLLEGE: UTEP

JOINED SAINTS: UFA-04 (StL)

NFL EXPERIENCE: 5th Season

BIRTHDATE: 7/8/77

NFL CAREER – Signing this quick and explosive defensive tackle ranked among the Saints' top priorities entering the 2004 free agency period, and Young's acquisition immediately bolsters the club's defensive front. He is entering his fifth season and has played in 59 games, with 31 starts. Young has posted 10.5 sacks, an interception and three forced fumbles in his career. He has also shown a nose for the ball, having recovered five fumbles in 2003, including tying an NFL record by pouncing on three vs. Baltimore last season.

CAREER TRANSACTIONS – Agreed to terms with the Saints on a four-year contract (UFA), 3/8/04; Re-signed by St. Louis Rams to a one-year contract (RFA), 4/25/03; Signed by St. Louis Rams to a three-year contract, 7/7/00; Selected by the St. Louis Rams in the fifth round (139th overall) of the 2000 NFL Draft.

2003 – Started 12 of 16 games and credited with 102 tackles (34 solo), two sacks and four passes defended...Also tied a St. Louis record with five fumble recoveries on the season...Credited with 15 quarterback pressures...Posted 10 tackles (four solo) vs. San Francisco, Sept. 14...Went on three-week tear starting at San Francisco, Nov. 2. Had eight tackles (three solo) – including one for a loss – and a pass defended against the 49ers...Posted 11 stops, a half-sack, a forced fumble and three fumble recoveries vs. Baltimore, Nov. 9. The three fumble recoveries tied an NFL single-game record, shared by many...Notched a career-high 16 stops (seven solo), a half-sack and a pass defended at Chicago, Nov. 16...Had five tackles (three solo), a sack and a forced fumble at Cleveland, Dec. 8...Finished with nine tackles (two solo) at Detroit, Dec. 28. **2002** – Played in 16 games with three starts...Finished season with 65 tackles (31 solo), two sacks, two passes defended, nine quarterback pressures, and a fumble recovery...Started at LDE in season opener at Denver, Sept. 8, and collected season-high eight tackles (three solo) with a pass defended...Tied season-high with eight tackles (two solo) vs. Arizona, Dec. 15...Posted five tackles (two solo) with a sack, vs. San Francisco, Dec. 30. **2001** – Started 16 regular season games and all three postseason contests...Tied for seventh on Rams with 78 tackles (42 solo) with 6.5 sacks (third on team), an interception, two passes defended, and a forced fumble...Made 16 tackles (six solo) in postseason with two passes defended and a fumble recovery...Started first NFL game and led the defensive line with seven tackles (three solo) as well as first career sack, Sept. 9...Established career-highs with 10 tackles (five solo) and a pass defended, including first career interception for a 25-yard return in the fourth quarter vs. Tampa Bay Nov. 26...Notched five tackles (three solo), a pass defended and a sack for a two-yard loss vs. San Francisco, Dec. 9...Posted seven tackles (five solo) with four QB pressures and collected a half-sack, split with DE Grant Wistrom at New Orleans, Dec. 17...Made five tackles (two solo) and a fumble recovery on the second play of the NFC Championship Game vs. Philadelphia, 1/27/02...Had seven tackles (three solo) with a pass defended in Super Bowl XXXVI vs. New England, 2/3/02. **2000** – Played in 12 games as reserve defensive tackle and on spe-

66 Brian YOUNG DT (cont.)

! playernotes

The club's top signing of the free agency period brings energy and hard-nosed play to defensive front. Has posted 10.5 sacks in his career.

Expected to immediately bolster starting spot at defensive tackle next to Johnathan Sullivan.

Started 12 games in 2003 for the St. Louis Rams and had 102 tackles, three tackles for a loss, two sacks and two forced fumbles.

Tied a Rams' record with five fumble recoveries last year, including three vs. Baltimore, Nov. 9, to tie an NFL record.

cial teams... Finished season with eight tackles (five solo) and five special teams stops...Saw most playing time of season on defense in final three quarters of contest vs. San Diego, Oct. 1, after DT Ray Agnew left game with injury...Tied season-high with two tackles vs. New Orleans, Nov. 26.

COLLEGE – An All-America third-team and All-Western Athletic Conference first-team selection as a senior at Texas-El Paso...WAC Defensive Player of the Year...Lined up at left defensive end in final season, leading team with a career-high 121 tackles (84 solos), eight sacks for minus-61 yards and school season-record 16 stops for losses of 82 yards...All-WAC first-team selection as junior...Ranked second on team with 104 tackles (72 solos)...Had 3.5 sacks for minus-13 yards and eight stops for losses of 23 yards...As sophomore was All-WAC second-team pick after posting 76 tackles (45 solos) with three sacks and two forced fumbles...Redshirted between freshman and sophomore seasons... Appeared in the final nine games with three starts as reserve left end as true freshman... Finished with 21 tackles (13 solos) and 1.5 sacks for minus 12 yards...Graduated with degree in criminal justice.

PERSONAL – Born July 8, 1977 in Lawton, Okla...Lettered in football and track at Address (El Paso, Texas) High...All-district and all-city selection, adding honorable mention all-state accolades...Full name: James Brian Young.

i brianyoung

Year Team	GP/GS	S	A	TT	Sk.-Yds.	Int.-Yds.-LG	PD	FF	FR
2000 St. Louis	12/0	5	3	8	0-0	0-0-0	2	0	0
2001 St. Louis	16/16	42	36	78	6.5-34	1-25-25	2	1	0
2002 St. Louis	16/3	31	34	65	2-8	0-0-0	2	0	1
2003 St. Louis	16/12	34	68	102	2-15	0-0-0	4	1	0
Totals	60/31	112	141	253	10.5-57	1-25-25	10	2	1


ADDITIONAL STATS: Special Teams Tackles – (2000, 6); (2002, 5); (2003, 2) **Total: 13**

CAREER HIGHS: Tackles – 16, at Chicago (11/16/03); **Sacks** – 1, (8x) last time at Cleveland (12/8/03);

Interceptions – 1, vs. Tampa Bay (11/26/01); **Int. Ret for TD** – 0; **Forced Fumbles** – 1 (3x), last time at Cleveland (12/8/03); **Fumble Recoveries** – 1, at Philadelphia (12/1/02).

Year Team	GP/GS	S	A	TT	Sk.-Yds.	Int.-Yds.-LG	PD	FF	FR
2000 St. Louis	1/0	0	0	0	0-0	0-0-0	0	0	0
2001 St. Louis	3/3	6	10	16	0-0	0-0-0	2	0	1
2003 St. Louis	1/1	4	5	9	2-10	0-0-0	0	0	0
Totals	5/4	10	15	25	2-10	0-0-0	2	0	1

CAREER HIGHS: Tackles – 9, vs. Carolina (1/10/03); **Sacks** – 2, vs. Carolina (1/10/03); **Interceptions** – 0; **Int. Ret for TD** – 0; **Forced Fumbles** – 0; **Fumble Recoveries** – 1, vs. Philadelphia (1/27/02).



ROOKIES/FREE AGENTS



**Will
SMITH**

91

HEIGHT: 6-3 WEIGHT: 282

DE

COLLEGE: Ohio State

DRAFTED: 1st Round (18th overall)

BIRTHDATE: 8/4/81

COLLEGE CAREER – A three-year starter at right defensive end who finished his career with 167 tackles (111 solo), 21 sacks for minus-129 yards, 47 tackles for a loss of 190 yards, five forced fumbles, two fumble recoveries, an interception and nine pass deflections, Smith started 37 of 51 games in his career. His sack and tackles behind the scrimmage totals both rank fifth in school history. Smith is the 10th player the club has drafted from Ohio State all-time (fourth among all schools in franchise history), and the fourth since Coach Jim Haslett arrived in 2000. While with the Buckeyes, Smith was stout against the run and ranked among the nation's top pass-rushers, with a consistent burst from the edge.

2003 – All-Big 10 Conference first-team pick and named the conference's Defensive Player of the Year and Defensive Lineman of the Year...Started every game at weakside defensive end and recorded 49 tackles (30 solo), 10.5 sacks for minus-66 yards and 20 stops behind the line of scrimmage...His sack total was the fifth-highest single-season mark in school history...Added a pair of forced fumbles and four passes defended...A finalist for the Hendricks Award, given to the nation's top defensive end...Had a season-high two sacks vs. Wisconsin...Posted two tackles for a loss, a sack and five stops vs. Iowa while working against T Robert Gallery (selected second overall by the Oakland Raiders). **2002** – All-Big 10 second-team choice...Appeared in every game despite being hampered by a knee sprain at midseason...Recorded 59 tackles, with 5.5 sacks, a forced fumble and a fumble recovery...Also intercepted a pass and knocked down four others...In the national championship game against Miami in the Fiesta Bowl, he posted eight tackles (six solo) and a sack. **2001** – Started 10 games and played in every contest at right defensive end...Posted 47 tackles (34 solo), four sacks for minus-23 yards and nine stops behind the line of scrimmage. **2000** – Named the team's Outstanding First-Year Defensive Player...Had 12 tackles (six solo), three sacks and five stops behind the line of scrimmage.

! rookienotes



Ranks fifth in Buckeyes history in both sacks (21) and tackles behind the line of scrimmage (47).

All Big 10 first-team pick in 2003 was also the conference's Defensive Player of the Year.

A finalist for the Hendricks Award, given to the top defensive end in college football.

Smith is the fourth Ohio State player selected by New Orleans since 2000, joining LS Kevin Houser (2000), G LeCharles Bentley (2002) and LB Cie Grant (2003).

91 WillSmith DE


(cont.)

PERSONAL – All-American pick at Proctor (Utica, NY) High...High school coach was Art Asselta, who was on Buffalo's coaching staff when Coach Jim Haslett was with the Bills in 1985...Had 20 sacks as a senior...Criminology major at Ohio State who wants to be an FBI agent after he graduates...Born Aug. 4, 1981.

i willsmith



Year	Team	GP/GS	S	A	TT	Sk.-Yds.	Int.-Yds.-LG	PD	FF	FR
2000	Ohio State	12/0	6	6	12	3-20	0-0-0	0	1	0
2001	Ohio State	12/10	34	13	47	2-12	0-0-0	1	1	1
2002	Ohio State	14/14	41	18	59	5.5-31	1-0-0	4	1	1
2003	Ohio State	13/13	30	19	49	10.5-66	0-0-0	4	2	0
Totals		51/37	111	56	167	21-129	1-0-0	9	5	2



Devery HENDERSON 19

HEIGHT: 5-11 WEIGHT: 200

COLLEGE: Louisiana State

DRAFTED: 2nd Round (50th overall)

BIRTHDATE: 3/26/82

WR

COLLEGE CAREER – A talented and swift wide receiver who emerged as one of LSU's top weapons over his final two seasons, Henderson played in 42 games and caught 89 passes for 1,311 yards (14.7-average) and 19 touchdowns. He opened his collegiate career as a running back, notching 433 yards on 73 carries (5.9-average) with three touchdowns. Henderson was switched from running back to wide receiver in the spring of 2002, with immediate results. All but five of his receptions were posted in his final two seasons. He was on the receiving end of one of the most memorable plays in school history when he hauled in a 75-yard touchdown pass as time expired to defeat Kentucky in 2002, which was named the Play of the Year in college football by the Associated Press. Henderson was also a successful kickoff returner during his career, averaging 24.7 yards per return (30 returns for 742 yards).

2003 – Named second-team All-SEC after finishing second on the team with 53 catches for 861 yards (16.2-average) and 11 touchdowns...His receiving touchdown total matched the school's single-season record...Added eight carries for 37 yards and 13 kickoff returns for 286 yards...Caught seven passes for 114 yards, with a 36-yard touchdown, at Mississippi State...Hauled in six passes for 101 yards, with 64- and 16-yard touchdowns vs. Auburn...Had touchdowns of 50 and 46 yards vs. Louisiana Tech...Had three catches for 74 yards at Mississippi, including a game-winning, 53-yard touchdown catch in the fourth quarter. **2002** – Started 11 games at split end and ranked second on the team with 23 receptions for 447 yards (19.4-average) and eight touchdowns...Also returned 11 kickoffs for 305 yards (27.7-average)...Named SEC Player of the Week after

19 Devery HENDERSON WR (cont.)

! rookienotes



Led the SEC with a career-high 11 touchdown receptions in 2003.

Despite playing wide receiver for only two seasons, his 19 career scoring catches ranks second in school history.

Of his 22 career touchdowns at LSU (including three rushing), 15 were scored from 20 yards or more

Among the fastest players in the 2004 NFL Draft, Henderson was a sprinter on LSU's 2001 national champion indoor track and field team.


registering five catches for 201 yards, including 70- (off a shovel pass), 30- and 75-yard touchdown grabs. He added 87 yards on four kickoff returns in the contest. **2001** – Played in 10 games as a reserve tailback, gaining 273 yards on 47 carries and a touchdown...Had a career-high 86 rushing yards on six attempts vs. Florida...Lone TD came on a 28-yard burst vs. Mississippi State. **2000** – Played in eight games as a true freshman as a reserve tailback...Finished with 116 yards and a pair of touchdowns on 23 carries...Second career carry was a 32-yard touchdown burst vs. Western Carolina.

PERSONAL – Member of LSU's national champion indoor track and field team in 2001...Ran the second-fastest 60-meter time in school history at 6.72 seconds...Member of LSU's NCAA-qualifying 4x100 relay team...Attended Opelousas (La.) High School, where he rushed for 1,322 yards and 20 TDs as a senior...Was the Class 4A state 100- and 200-meter champion with times of 10.3 and 21.1...Business major at LSU...Full name: Devery Vaughn Henderson, Jr...Born March 26, 1982 in Lafayette, La.

i deveryhenderson



Year	Team	RECEIVING						RUSHING					
		GP/GS	No.	Yds.	Avg.	LG	TD	No.	Yds.	Avg.	LG	TD	Pts.
2000	LSU	8/0	4	25	6.2	8	0	23	116	5.0	32	2	12
2001	LSU	9/0	1	2	2.0	2	0	47	273	5.8	50	1	6
2002	LSU	11/11	23	447	19.4	75	8	5	7	1.4	9	0	48
2003	LSU	14/14	51	837	16.4	64	11	8	37	4.6	13	0	66
Totals		42/25	89	1311	14.7	75	19	73	433	5.9	50	3	132



Courtney WATSON 55

HEIGHT: 6-1 WEIGHT: 246

LB

COLLEGE: Notre Dame

DRAFTED: 2nd Round (60th overall)

BIRTHDATE: 9/18/80

COLLEGE CAREER – A three-year starter at inside linebacker for Notre Dame, where he was a finalist in 2002 and a semi-finalist in 2003 for the Butkus Award, annually given to the nation's top linebacker. He started his final 32 games and saw action in 43 contests in his career. Watson was an extremely productive player, finishing with 294 tackles (163 solo), 8.5 sacks for minus-62 yards, a fumble recovery, a forced fumble, eight passes defended and seven interceptions for 202 yards in returns, including two touchdowns.

2003 – Third-team All-American choice and semifinalist for Butkus Award... Also a member of the American Football Coaches Association Good Works Team, becoming only the second Notre Dame player to earn the accolade... Opened all 11 games at inside linebacker, leading the team for the second-straight year with 117 tackles (69 solo) and adding 3.5 sacks and 15 stops for a loss... Also had two interceptions for 48 yards in returns... Had double-digit tackle totals in nine games... Had a season-high 14 tackles vs. Southern California... Posted 12 tackles, 1.5 sacks, an interception and four tackles behind the line of scrimmage vs. BYU... In finale vs. Syracuse, Watson recorded 10 tackles and an interception return for 48 yards. **2002** – All-American first-team choice by ESPN, The Sporting News and the Associated Press... One of three finalists for the Butkus Award... Started 10 games, missing two with a viral infection and the Gator Bowl with a right knee sprain... Still led the team with 90 tackles (51 solo), including three sacks... Also had 10 stops behind the line of scrimmage, four passes defended and four interceptions for 123 yards in returns, including a 34-yard touchdown vs. Stanford. **2001** – Finished second on the team with 76 tackles (35 solo) and had two sacks, a 31-yard interception return for a touchdown and a fumble recovery... Posted a career-high 18 tackles vs. Nebraska. **2000** – Played in 11 games as a reserve at linebacker and had 11 tackles.

PERSONAL – Graduated with a degree in management and enrolled in graduate studies for his final season at Notre Dame... Redshirted as a freshman in 1999... One of

! rookienotes



A three-year starter at Notre Dame who was a finalist for the 2002 Butkus Award, given to the nation's top linebacker.

Led the Fighting Irish in tackles each of his final two seasons.

Had two interception returns for touchdowns and averaged 28.8 yards per return on seven career interceptions.

Watson was the 11th player all-time that the Saints have selected from Notre Dame, the third-most in team history behind Southern California (14) and Nebraska (13).

55 Courtney WATSON LB (cont.)

He named to the 2003 American Football Coaches Association (AFCA) Good Works Team, which recognizes players for their dedication and commitment to community service. Watson did extensive work within the South Bend, Ind., community... Attended Riverview (Sarasota, Fla.) HS, where he rushed for 1,220 yards and 15 TDs as a senior... Born Sept. 18, 1980 in Sarasota, Fla.

i courtneywatson



Year	Team	GP/GS	S	A	TT	Sk.-Yds.	Int-Yds.-LG	PD	FF	FR
2000	Notre Dame	11/0	8	3	11	0-0	0-0-0	0	0	0
2001	Notre Dame	11/11	35	41	76	2-10	1-31-31	1	0	1
2002	Notre Dame	10/10	51	39	90	3-27	4-123-60	4	0	0
2003	Notre Dame	11/11	69	48	117	3.5-25	2-48-48	3	1	0
Totals		43/23	163	131	294	8.5-62	7-202-60	8	1	1



Rodney LEISLE 75

HEIGHT: 6-3 WEIGHT: 315

DT

COLLEGE: UCLA

DRAFTED: 5th Round (139th overall)

BIRTHDATE: 2/5/81

COLLEGE CAREER – A mainstay on UCLA's defensive front who has outstanding strength and a blue-collar work ethic, Leisle started 40 of 43 games for the Bruins and posted 131 tackles (80 solo), six sacks for minus-35 yards, five fumble recoveries, four forced fumbles and four interceptions for 58 yards in returns in his career. Leisle has power to push the pocket and is able to handle double-teams.

2003 – Played in 12 games, all starts, at left defensive tackle and recorded 40 tackles (23 solos), three sacks for minus-13 yards, and six stops behind the line of scrimmage... Also recovered two fumbles and deflected a pass... Had three interceptions for 55 yards in returns and scored on a fumble recovery and an interception... Posted two sacks and nine tackles in the opener vs. Colorado... Recovered a fumble in the end zone vs. Washington for his first touchdown of the season and added an interception later in the contest...

! rookienotes



Started 40 of 43 career games at UCLA and considered one of the nation's best defensive tackles against the run.

Showed his athleticism with three interceptions as a senior. He returned one for a touchdown and scooped up a fumble for another score.

Hard worker ranked among the strongest players in the country.


79 Rodney LEISLE DT (cont.)

Intercepted a shovel pass and raced 55 yards for the game-winning touchdown vs. Arizona...Closed career with an interception and a career-high 10 tackles vs. Fresno State in the Silicon Valley Classic. **2002** – Played in eight games, starting five contests before suffering a broken right foot vs. Oregon State...Finished the year with 19 tackles (13 solo) and a pair of stops behind the line of scrimmage. **2001** – Earned second-team All-Pac 10 honors while starting every game and recording 36 tackles (24 solo) and two sacks for minus-16 yards...Caused two fumbles and recovered another. **2000** – Only defensive lineman to start every game and posted 36 tackles (20 solo), a six-yard sack and four stops for losses of 13 yards...Deflected two passes and intercepted another.

PERSONAL – Redshirted in 1999 as a freshman...Two-time All-League and All-Area choice while at Ridgeview (Bakersfield, Calif.) HS...Also lettered four years in track (shot put and discus), two years in wrestling and as a senior in basketball...Sociology major at UCLA...Full name: Rodney Allen Leisle...Born Feb. 5, 1981 in Fresno, Calif.

i rodneyleisle

Year	Team	GP/GS	S	A	TT	Sk.-Yds.	Int.-Yds.-LG	PD	FF	FR
2000	UCLA	12/12	20	16	36	1-6	1-3-3	2	2	2
2001	UCLA	11/11	24	12	36	2-16	0-0-0	0	2	1
2002	UCLA	8/7	13	6	19	0-0	0-0-0	0	0	0
2003	UCLA	12/10	23	17	40	3-13	3-55-55	1	0	2
Totals		43/40	80	51	131	6-35	4-58-55	3	4	5



Mike KARNEY 44

HEIGHT: 5-11 WEIGHT: 254

FB

COLLEGE: Arizona State

DRAFTED: 5th Round (156th overall)

BIRTHDATE: 7/6/81

COLLEGE CAREER – Ranked as the top fullback in the draft, Karney has good hands, polished route-running skills and showed the ability to break tackles and move the pile in his limited opportunities as a ball carrier. But where he really turned heads while at Arizona State was with his rugged blocking. He was quick to attack linebackers when leading a running back into a crease and Karney also has the agility to sustain blocks while on the move. He takes an unselfish approach to the game, including serving as a standout on special teams. For his career, he started 28 of 46 games for the Sun Devils and finished with 78 yards on 32 carries and 37 receptions for 308 yards and a touchdown.

2003 – Started 11 games, recording 14 catches for 106 yards and four carries for minus-two yards...Credited with 11 blocks that resulted in touchdowns...Had four catches

44 Mike KARNEY FB (cont.)

! rookienotes

Hard-nosed lead blocker was regarded as the top fullback available in the draft.

Dedicated weight-lifter would tow sleds while wearing a parachute on his back and push cars around Arizona State to increase his leg drive.

Saints traded sixth- and seventh-round picks to move back into the fifth round and select Karney.


Started 28 of 46 games in his college career and had 37 receptions for 308 yards.

es for 36 yards vs. Iowa...Also had four catches for 19 yards vs. North Carolina...Honored with the Tim Landers Iron Man Award for excellence in the Sun Devils weight room. **2002** – Started 11 of 14 games, posting 20 rushing yards on eight carries and hauling in 13 passes for 121 yards...Had nine touchdown-resulting blocks. **2001** – All Pac-10 honorable mention pick started seven games and played in every contest...Had six carries for 18 yards and caught six passes for 39 yards, including a seven-yard touchdown vs. San Diego State. **2000** – Reserve at fullback played in every game and had 42 yards on 14 carries and gained another 42 yards on four receptions.

PERSONAL – Rushed for 800 yards and 22 touchdowns as a senior at Kentwood (Kent, Wash.) HS...Interdisciplinary Studies major...Born July 6, 1981 in San Jose, Calif.

i mikekarney

Year	Team	RUSHING						RECEIVING					
		GP/GS	No.	Yds.	Avg.	LG	TD	No.	Yds.	Avg.	LG	TD	Pts.
2000	Arizona State	11/0	14	42	3.0	10	0	4	42	10.5	20	0	0
2001	Arizona State	11/7	6	18	3.0	9	0	6	39	6.5	9	1	6
2002	Arizona State	14/11	8	20	2.5	5	0	13	121	9.3	16	0	0
2003	Arizona State	10/10	4	-2	-0.5	5	0	14	106	7.6	16	0	0
Totals		46/28	32	78	2.4	10	0	37	308	8.3	20	1	6



Colby BOCKWOLDT 57

HEIGHT: 6-1 WEIGHT: 237

LB

COLLEGE: Brigham Young

DRAFTED: 7th Round (240th overall)

BIRTHDATE: 4/14/81

COLLEGE CAREER – An outside linebacker with size and speed, Bockwoldt started 24 of 44 games at BYU and recorded 197 tackles (119 solo), 8.5 sacks for minus-62 yards, 32 stops for losses, three fumble recoveries, three forced fumbles, two

! rookienotes



Had 19 tackles behind the line of scrimmage as a senior, including 4.5 sacks.

Started 24 of 44 games for the Cougars.

interceptions and four passes defended. He was a solid pass rusher and top open-field tackler for the Cougars.

2003 – Started all 12 games and had 77 tackles (42 solo) to finish second on the team...Also had 4.5 sacks...Posted three double-digit tackle totals on the season... Returned a fumble recovery 13 yards for a touchdown vs. San Diego State...Honorable mention All-Mountain West Conference selection. **2002** – Started all 12 games at weak-side linebacker and ranked third on the team with a career-high 85 tackles (51 solo)... Also had three sacks and three forced fumbles. **2001** – Played in 14 games and had 25 tackles (18 solo). **2000** – Recorded 10 tackles (eight solo) as a reserve.

PERSONAL – Married (Ashley)...All-state and all-conference pick at Northridge (Utah) HS...Born April, 14, 1981 in Ogden, Utah.

i colbybockwoldt



Year	Team	GP	S	A	TT	Sk.	Int	PD	FF	FR
2000	Brigham Young	7	8	2	10	0	0	0	0	0
2001	Brigham Young	13	8	7	15	1	0	1	0	0
2002	Brigham Young	12	51	34	85	3	0	1	3	1
2003	Brigham Young	12	42	35	77	4.5	2	4	0	1
Totals		44	109	78	187	8.5	2	6	3	2

48 Kyle Acker, TE, Salisbury State (6-3, 255) NFL Experience: R

Signed by the Saints, 5/3/04...Joined Salisbury State as a junior transfer after beginning his collegiate career at Averett (Va.) University...Finished 2003 with 18 receptions for 205 yards and two touchdowns...One of just two Division III players invited to play in the Las Vegas All-American All-Star Classic following his senior season...Completed career with 29 catches for 375 yards and six touchdowns...Born 8/28/82 in Annapolis, Md.

60 Ben Archibald, T, Brigham Young (6-3, 317) NFL Experience: 1

Signed by the Saints, 1/27/04...Began career at BYU in 1996 (redshirt) and was a reserve in 1997 before embarking on two-year LDS mission...Returned to Cougars in 2001 and started at right tackle...Missed 2002 with leg fracture during preseason practice and was denied a request for sixth-year of eligibility from the NCAA... Attended 2003 training camp with San Francisco 49ers and was released, 8/26/03...Born 8/26/78 in Tacoma, Wash.

16 Nathan Black, WR Northwestern State (6-0, 190) NFL Experience: 2

Signed by the Saints, 1/27/04...Placed on injured reserve by Carolina Panthers prior to 2003 season (broken hand)... Spent part of 2002 on Panthers' active roster appearing in five games...Ranked third in Northwestern St. (1997-2001) history with 90 receptions for 1,731 yards...As a senior, Black set a school record with 222 yards on 13 catches in Division I-AA playoff contest vs. Montana...Attended East Ascension (Baton Rouge, La.) HS...Born 6/20/78 in Monroe, La.

30 Fred Booker, CB, Louisiana State (5-9, 185) NFL Experience: 1

Signed by the Saints, 1/27/04...Started every game during junior and senior seasons at LSU (1997-2000) and appeared in

44 of 45 career contests...In his college career he had 126 tackles (83 solo), four interceptions and two fumble recoveries... Attended training camp with the Philadelphia Eagles prior to the 2001 season, the San Francisco 49ers in 2002 and was briefly with the Washington Redskins in 2003...Played for the Amsterdam Admirals of NFL Europe in 2003 and posted 27 tackles and an interception... Attended Hammond (La.) HS...Born 6/4/78 in Independence, La.

41 Ahmad Brooks, CB, Texas (5-8, 180) NFL Experience: 2

Signed by the Saints, 1/27/04, and allocated to Frankfurt Galaxy of NFL Europe... Rookie season was 2002 after attending the University of Texas, where he played in 51 games with 27 starts at cornerback and free safety...Started all 13 games for the Longhorns in 2001 at free safety, posting a team-high 88 tackles...Attended training camp with the Buffalo Bills in 2003 and was released Aug. 25...Also went to training camp with Buffalo in 2002 and spent the first six games on the practice squad before being promoted to the active roster on 10/18/02, seeing action in six contests...Started two games in the nickel package that season and finished the year with 10 tackles and an interception...Born 2/13/80 in Abilene, Texas.

19 Kerwin Cook, WR Tulane (6-1, 171) NFL Experience: 1

Signed with Saints, 1/27/03...Allocated to Barcelona Dragons of NFL Europe for 2003 season...Spent 2003 NFL season on Saints Reserve/Non-Football Injury list after fracturing his right leg in the final game of the NFL season...Originally signed with Seattle as an undrafted free agent in 2001...Four-year letter-winner for the Green Wave who started 25 of 36 career games...Hauled in 111 career passes for 1,533 yards (13.8 avg.) with 14 touchdowns...Cousin is Tampa Bay scout and former NFL quarterback Doug Williams...Born 12/21/79 in Natchez, Miss.

ORGANIZATION

PLAYERS

REVIEW

RECORDS

HISTORY

SPECIFICS

ORGANIZATION

PLAYERS

REVIEW

RECORDS

HISTORY

SPECIFICS

**49 Danny Curley, TE,
Eastern Washington (6-4, 250)
NFL Experience: 2**

Signed with the Saints, 1/27/04...Earned all-Big Sky Conference first-team honors as a senior at Eastern Washington University (1998-2002)...Totaled 58 receptions for 721 yards and seven touchdowns in 28 games, with 19 starts...A fifth-round pick in the 2003 NFL Draft by the St. Louis Rams...Played in one game last year for the Rams (Sept. 14 vs. San Francisco) before being released...Born 9/25/78 in Tacoma, Wash.

**77 Shawn Draper, OL,
Alabama (6-3, 275)
NFL Experience: 2**

Signed by the Saints, 1/27/04...Originally signed by the Saints during the 2003 training camp before being released, 8/25/03...Drafted by the Miami Dolphins in 2001 and was inactive for every game that season...Signed to the Carolina Panthers active roster for the final two games of 2002...As a four-year letterman at the University of Alabama, Draper played offensive tackle, defensive tackle and tight end for the Crimson Tide while starting 11 of 44 career games...As a senior, he split time between tackle and tight end, hauling in three passes for 90 yards...Born 4/5/79 in Huntsville, Ala.

**42 Spencer Frederick, FB,
Montana (6-2, 250)
NFL Experience: 1**

Placed on reserve/injured by the Saints, 8/13/03, after suffering a knee injury in training camp...Originally Signed by the Saints, 5/2/03...Played for Montana from 1998-2001, redshirting in 1997...Spent 2002 rehabilitating a knee injury suffered as a senior...Had an outstanding senior season with 31 receptions for 289 yards and three TDs and was named a first team All-Big Sky selection...Played tackle his freshman year at Montana...Earned degree in business administration...Full name: Spencer Len Frederick...Born 4/28/79 in Gresham, Ore.

**39 Brent Hafford, S,
Stephen F. Austin (6-0, 185)
NFL Experience: R**

Signed by the Saints, 5/3/04...Southland Conference Defensive Player of the Year as a senior in 2003, starting all 11 games at safety for Stephen F. Austin...Recorded 102 tackles and a conference-high five interceptions...As a junior in 2002 had a team-high 113 stops and two interceptions...As a sophomore finished with 58 tackles...Four-sport letter-winner at Jasper (TX) High School...Born 9/20/81 in Jasper, Texas.

**74 Augie Hoffmann, G,
Boston College (6-2, 307)
NFL Experience: R**

Signed by the Saints, 5/3/04...All-Big East first-team selection as a senior in 2003...Started 12 games last season and finished his career with 33 starts...Received the Scanlan Award, the highest honor bestowed upon a Boston College football player, recognizing outstanding accomplishments as a player, student, and gentleman...Started every game as a junior in 2002 at right guard...Started six games as sophomore in 2001 at right tackle...Saw action in seven games in 2000 as a redshirt freshman...Full name: August W. Hoffmann III...Born 2/23/81 in Park Ridge, N.J.

**7 Mark Mariscal, P,
Colorado (6-2, 200)
NFL Experience: 1**

Re-signed by the Saints, 4/13/04...Spent 2003 training camp with the Saints after being signed as a undrafted free agent, 5/2/03...In 2002 was the recipient of the Ray Guy Award, given to the nation's top punter...Punted 105 times for 4,877 yards (46.4 avg.) in his career with 42 punts downed inside the 20...Also made 25 of 27 PATS and seven of 18 field goals...As a senior, led the nation with 67 punts for 3,186 yards (47.6 avg.)...Graduated from Colorado with a degree in economics...Full name: Mark Joseph Mariscal...Born Sept 10, 1979 in Tallahassee, Fla.

**51 LaMarcus McDonald, LB,
Texas Christian (6-1, 228)
NFL Experience: 1**

Signed by the Saints, 1/27/04, and allocated to Cologne Centurions of NFL Europe...Former Texas Christian standout went to 2003 training camp with the San Diego Chargers as a rookie...While with the Horned Frogs, McDonald was a first-team All-America selection by College Football News and an All-Conference USA pick...Led TCU with 118 tackles, 8.5 sacks and 30 tackles for a loss as a senior...Attended Waco (Waco, Texas) HS...Born 2/25/81 in Waco.

**18 Phil McGeoghan, WR,
Maine (6-2, 224)**

NFL Experience: 1
Signed by the Saints, 12/26/03...On the active roster but declared inactive for finale of 2003 vs. Dallas...Went to training camp with the New York Jets in 2003 but was waived after the preseason...Spent the 2002 season on the reserve/non-football injury list with Denver after injuring his shoulder while with the Berlin Thunder of NFL Europe...Caught 15 passes for 178 yards and three TDs for the Thunder...Saw action on special teams in two contest with Denver in 2001 after being signed mid-season from the practice squad...Originally signed by the Jets as an undrafted free agent following a stellar career at Maine...Finished his college career fourth on all-time receiving yardage list (2,343 yards) and fifth in career receptions (161)...Born 7/8/79 in Springfield, Mass.

**76 Chris McKelvy, G,
Penn State (6-4, 327)
NFL Experience: R**

Signed by the Saints, 5/3/04...In 2003 started six games at right tackle for Penn State as senior...Started eight games at left guard in 2002...Played a big role in helping RB Larry Johnson become just the ninth runner in NCAA Division I-A history to gain 2,000 yards in a season...Played in every game as a sophomore in 2001...In 2000, appeared in eight contests and was the lone true freshman interior lineman on

either side of the ball to play...Full name is Christopher John McKelvy...Born 7/7/81 in Lansdale, Pa.

**46 Nate Schurman, FB,
NW Missouri State (6-2, 247)
NFL Experience: R**

Signed by the Saints, 5/3/04...Made the move to the fullback in 2002 after spending his first two years at tight end for Southwest Missouri State...Named the team's co-captain and was an all-conference selection as a senior in 2003, starting all 11 games...Played in all eleven games as a junior in 2002, starting nine...Received the postseason award for the top sophomore, junior and senior team member from the coaching staff...Full name: Loren Nathanael Schurman...Born 11/8/81 in St. Joseph, Mo.

**6 Nicholas Setta, K,
Notre Dame (6-0, 200)
NFL Experience: R**

Signed by the Saints, 5/13/04...Notre Dame's full time placekicker for four straight seasons, 2000-2003, after redshirting the 1999 season...Named to the Ray Guy Award Watch List and a Lou Groza Award candidate...Holds Notre Dame record by making a field goal in 16 consecutive games...Ranks second in Notre Dame record books in career field goal attempts and made field goals behind Saints teammate John Carney...Attended Lockport Township High School where he won four letters in football...Born 5/6/81 in Lockport, Ill.

**63 Chad Setterstrom, G,
Northern Iowa (6-3, 309)
NFL Experience: 1**

Placed on reserve/injured by the Saints, 8/13/03, after suffering knee injury in training camp...Originally signed by the Saints, 5/2/03...Four-year letterman who started 45 games at right tackle at Northern Iowa after entering the starting lineup as a red-shirt freshman in 1999...As a junior and senior was All-Gateway Conference pick...Did not allow a sack in 20 of final 22 games...Graduated with degree in biolo-

gy...Full name: Chad Aaron Setterstrom...Born 6/13/80 in Northfield, Minn.

10 Ryan Sorahan, QB, Arkansas (6-4, 238)
NFL Experience: R

Signed by the Saints, 5/3/04...Finished his career at Arkansas, appearing in 18 games with eight starts...Played in 12 games as a senior in 2003, starting six contests... Opened four of the final five games last year, completing 35-of-72 for 545 yards and a pair of touchdowns...A member of the 2002 SEC Academic Honor Roll... Signed with California out of high school, transferred to San Jose State and eventually landed at Foothill (Calif.) Community College before attending Arkansas...Born 1/8/81 in Los Gatos, Calif.

24 Maurice Tucker, CB, South Florida (5-11, 185)
NFL Experience: 1

Added to active roster, 1/27/04...Started 20 games in two seasons at the University of South Florida after transferring from

Indiana...Signed with the Cincinnati Bengals as an undrafted free agent and attended their 2003 training camp before being waived, 8/25/03...Signed to Saints' practice squad on 10/8/03, where he spent the rest of the season...As a senior at South Florida, Tucker had 44 tackles (34 solo), two interceptions and 13 passes broken up...Born 11/10/79 in Bartow, Fla.

15 Chris Vance, WR, Ohio State (6-0, 189)
NFL Experience: R

Signed by the Saints, 1/27/04...Transferred from Fort Scott (Kan.) Community College to Ohio State for 2001-2002 seasons and had 47 catches for 783 yards and seven touchdowns with the Buckeyes...Out of football in 2003...Born 9/13/80 in Fort Myers, Fla.

! worthnoting



The Saints posted 340 points in 2003, landing among the club's all-time top 10 scoring totals for the fourth-straight year under Coach Jim Haslett:

	Year	Total	Average
1.	2002	432	27.0
2.	1987	422	26.3
3.	1989	386	24.1
4.	1979	370	23.1
5.	2000	354	22.1
6.	1994	348	21.7
7.	1991	341	21.3
8.	2003	340	21.2
9.	2001	333	20.8
10.	1992	330	20.6

No.	Name	Pos.	Ht.	Wt.	Born	Exp.	College	H.S. Hometown
48	ACKER, Kyle	TE	6-3	255	8/28/82	R	Salisbury State	Annapolis, Md.
50	ALLEN, James	LB	6-2	240	11/11/79	3	Oregon State	Portland, Ore.
99	ALLEN, Kenderick	DT	6-6	318	9/14/78	2	Louisiana State	Bogalusa, La.
63	AMBROSE, Ashley	CB	5-11	190	9/17/70	13	Miss. Valley State	New Orleans, La.
10	ARCHIBALD, Ben	T	6-3	317	8/26/78	1	Brigham Young	Tacoma, Wash.
31	BANKS, Tavian	RB	5-10	208	2/17/74	3	Iowa	Bettendorf, Iowa
20	BELLAMY, Jay	S	5-11	200	7/8/72	11	Rutgers	Aberdeen, N.J.
65	BENTLEY, LeCharles	G/C	6-2	299	11/7/79	3	Ohio State	Cleveland, Ohio
17	BERGER, Mitch	P	6-4	220	6/24/72	10	Colorado	Karnloops, B.C.
16	BLACK, Nathan	WR	6-0	190	6/20/78	2	Northwestern State	Baton Rouge, La.
57	BOCKWOLDT, Colby	LB	6-1	230	4/14/81	R	Brigham Young	Sunset, Utah
30	BOOKER, Fred	CB	5-9	185	6/4/78	1	Louisiana State	Independence, La.
4	BOUMAN, Todd	QB	6-2	229	8/1/72	7	St. Cloud State	Ruthlin, Minn.
2	BROOKS, Aaron	QB	6-4	205	3/24/76	6	Virginia	Newport News, Va.
41	BROOKS, Ahmad	CB	5-8	180	2/13/80	2	Texas	Abilene, Texas
35	BROWN, Fakhir	CB	5-11	192	9/21/77	5	Grambling	Mansfield, La.
82	BRYANT, Tony	DE	6-6	275	9/3/76	5	Florida State	Marathon, Fla.
3	CARNEY, John	K	5-11	180	4/20/64	15	Notre Dame	West Palm Beach, Fla.
32	CARTER, Ki-Jana	RB	5-10	220	9/12/73	8	Penn State	Westerville, Ohio
85	CONWELL, Ernie	TE	6-2	265	8/17/72	9	Washington	Kent, Wash.
10	COOK, Kerwin	WR	6-1	171	12/21/79	1	Tulane	Ferriday, La.
21	CRAFT, Jason	CB	5-10	179	2/13/76	6	Colorado State	Denver, Colo.
29	CRAWER, Keyuo	CB	5-10	195	8/22/80	3	Nebraska	Harleton, Texas
86	CROWELL, Germane	WR	6-3	222	9/13/76	6	Virginia	Winston-Salem, N.C.
49	CURLEY, Danny	TE	6-4	250	9/25/78	1	Eastern Washington	Tacoma, Wash.
77	DRAPER, Shawn	OL	6-3	275	4/5/79	2	Alabama	Huntsville, Ala.
71	FOLAU, Spencer	T	6-5	315	4/5/73	8	Idaho	Redwood City, Calif.
62	FONTENOT, Jerry	C	6-3	300	11/21/66	16	Texas A&M	Lafayette, La.
42	FREDERICK, Spencer	TE	6-2	250	4/28/79	1	Montana	Skobey, Mont.
72	GANDY, Wayne	T	6-4	308	2/10/71	11	Auburn	Haines City, Fla.
88	GARDNER, Talman	WR	6-1	205	3/10/80	2	Florida State	New Orleans, La.
23	GASH, Sam	FB	6-0	242	3/7/69	13	Penn State	Hendersonville, N.C.
37	GLEASON, Steve	S	5-11	215	3/19/77	4	Washington State	Gonzaga, Calif.
94	GRANT, Charles	DE	6-3	282	9/3/78	3	Georgia	Colquitt, Ga.
58	GRANT, Cie	LB	6-0	228	11/27/79	2	Ohio State	New Philadelphia, Ohio
95	GREEN, Howard	DT	6-2	331	1/12/79	2	Louisiana State	Donaldsonville, La.
39	HAFFORD, Brent	S	6-0	185	9/20/81	R	Stephen F. Austin	Jasper, Texas
89	HALL, Lamont	TE	6-4	260	11/16/74	5	Clemson	Clover, S.C.
28	HARPER, Deveron	S	5-11	187	11/15/77	4	Notre Dame	Orangeburg, S.C.
19	HENDERSON, Devery	WR	5-11	191	3/26/82	R	Louisiana State	Opelousas, La.
81	HILTON, Zachary	TE	6-8	262	7/2/80	2	North Carolina	Silver Springs, Md.
52	HODGE, Sedrick	LB	6-4	244	9/13/78	4	North Carolina	Atlanta, Ga.
74	HOFFMANN, Augie	G	6-2	307	2/23/81	R	Boston College	Park Ridge, N.J.
61	HOLLAND, Montrae	G	6-2	333	5/21/80	2	Florida State	Ore City, Texas
87	HORN, Joe	WR	6-1	206	1/16/72	9	Itawamba (Miss.) JC	Fayetteville, N.C.
47	HOUSER, Kevin	LS	6-2	250	8/23/77	5	Ohio State	Westlake, Ohio
93	HOWARD, Darren	DE	6-3	281	11/19/76	5	Kansas State	St. Petersburg, Fla.
84	JACOX, Kendyl	C/G	6-2	330	6/10/75	7	Kansas State	Dallas, Texas
25	JENKINS, Ronney	RB	5-11	190	5/25/77	5	Northern Arizona	Los Angeles, Calif.
34	JONES, Tebucky	S	6-2	218	10/6/74	7	Syracuse	New Britain, Conn.
44	KARNEY, Mike	FB	5-11	254	7/6/81	R	Arizona State	Kent, Wash.
93	KNIGHT, Roger	LB	6-0	245	10/11/78	3	Wisconsin	Brooklyn, N.Y.
75	LEISLE, Rodney	DT	6-3	309	2/5/81	R	UCLA	Bakersfield, Calif.
12	LEWIS, Derrick	WR	6-2	185	10/30/75	2	San Diego State	New Orleans, La.
84	LEWIS, Michael	WR	5-8	165	11/14/71	4	None	New Orleans, La.
7	MARISCAL, Mark	P	6-2	200	12/10/79	1	Colorado	Tallahassee, Fla.
26	McALLISTER, Deuce	RB	6-1	221	12/27/78	4	Mississippi	Lena, Miss

2004 ALPHABETICAL ROSTER

2004 NUMERICAL ROSTER

No.	Name	Pos.	Ht.	Wt.	Age	Exp.	College	How Acquired	GP/GS/DNP/IA
51	McDONALD, LaMarcus	LB	6-1	228	2/25/81	1	Texas Christian	Waco, Texas	
18	McGEOGHAN, Phil	WR	6-2	224	7/8/79	1	Maine	Feeding Hills, Mass.	
76	McKELVY, Chris	G	6-4	327	7/7/81	R	Penn State	Lansdale, Pa.	
40	MITCHELL, Mel	S	6-1	220	2/10/79	3	Western Kentucky	Rockledge, Fla.	
67	NESSBIT, Jamar	G	6-4	329	12/17/76	6	South Carolina	Summerville, S.C.	
14	O'SULLIVAN, J.T.	QB	6-2	220	8/25/79	3	Cal-Davis	Carmichael, Calif.	
80	PATHON, Jerome	WR	6-0	182	12/16/75	7	Washington	North Vancouver, B.C.	
68	RILEY, Victor	T	6-5	328	11/4/74	7	Auburn	Swansea, S.C.	
59	RODGERS, Derrick	LB	6-0	230	10/14/71	8	Arizona State	New Orleans, La.	
56	RUFF, Orlando	LB	6-3	250	9/28/76	6	Furman	Winnsboro, S.C.	
46	SCHURMAN, Nate	FB	6-2	247	11/8/81	R	Southwest Missouri State	St. Joseph, Mo.	
6	SETTA, Nicholas	K	6-0	200	5/6/81	R	Notre Dame	Lockport, Ill.	
63	SETTERSTROM, Chad	G	6-3	309	6/13/80	1	Northern Iowa	Northfield, Minn.	
54	SMITH, Darrin	LB	6-1	236	4/15/70	12	Miami (Fla.)	Miami, Fla.	
90	SMITH, Kenny	DT/DE	6-4	295	9/8/77	4	Alabama	Meridian, Miss.	
36	SMITH, Lamar	RB	5-11	230	11/29/70	11	Houston	Fort Wayne, Ind.	
91	SMITH, Will	DE	6-3	267	8/4/81	R	Ohio State	Utica, N.Y.	
5	SORAHAN, Ryan	QB	6-4	240	1/8/81	R	Arkansas	Los Gatos, Calif.	
83	STALLWORTH, Donte'	WR	6-0	197	11/10/80	3	Tennessee	Sacramento, Calif.	
27	STECKER, Aaron	RB	5-10	205	11/13/75	5	Western Illinois	Green Bay, Wis.	
78	STINCHCOMB, Jon	T	6-5	302	8/27/79	2	Georgia	Lilburn, Ga.	
97	SULLIVAN, Johnathan	DT	6-3	313	1/21/81	2	Georgia	Griffin, Ga.	
22	THOMAS, Fred	CB	5-9	184	9/11/73	9	Tennessee-Martin	Bruce, Miss.	
24	TUCKER, Maurice	CB	5-11	185	11/10/79	1	South Florida	Bartow, Fla.	
15	VANCE, Chris	WR	6-0	189	9/13/80	R	Ohio State	Fort Myers, Fla.	
70	WAGNER, Terence	C	6-2	290	5/26/79	1	Sacramento State	Carmichael, Calif.	
55	WATSON, Courtney	LB	6-1	238	9/18/80	R	Notre Dame	Sarasota, Fla.	
98	WHITEHEAD, Willie	DE	6-3	285	1/26/73	6	Auburn	Tuskegee, Ala.	
82	WILLIAMS, Boo	TE	6-4	270	6/22/79	4	Arkansas	Tallahassee, Fla.	
96	WILLIAMS, Melvin	DE	6-2	269	2/2/79	2	Kansas State	St. Louis, Mo.	
66	YOUNG, Brian	DT	6-2	290	7/8/77	5	UTEP	El Paso, Texas	

Roster as of 6/9/04

HEAD COACH: JIM HASLETT (Fifth season). Coordinators: Al Everest (Special Teams), Mike McCarthy (Offensive), Rick Venturi (Defensive). Assistants: Dave Atkins (Running Backs), Joe Baker (Secondary), Chip Beake (Offensive Assistant/Quality Control), Greg Brown (Secondary/Cornerbacks), Rock Gullickson (Strength and Conditioning), John "Jack" Henry (Offensive Line), Ty Knott (Defensive Assistant/Quality Control), Danny Langsdorf (Asst. Special Teams/Wide Receivers), Winston Moss (Linebackers), Ben McAdoo (Offensive Administrative Assistant/Quality Control), Bob Palcic (Tight Ends), John Pease (Defensive Line), Jimmy Robinson (Wide Receivers), Mike Sheppard (Quarterbacks), Mark Smith (Asst. Strength and Conditioning).

No.	Name	Pos.	Ht.	Wt.	Age	Exp.	College	How Acquired	GP/GS/DNP/IA
2	BROOKS, Aaron	QB	6-4	205	28	6	Virginia	TR-00 (GB)	16/16/0/0
3	CARNEY, John	K	5-11	180	40	15	Notre Dame	FA-01	16/0/0/0
4	BOUMAN, Todd	QB	6-2	229	31	7	St. Cloud State	TR-03 (Min)	4/0/12/0
5	SORAHAN, Ryan	QB	6-4	240	23	R	Arkansas	FA-04	0/0/0/0
6	SMITH, Brent	K	5-10	208	23	R	Mississippi State	FA-04	0/0/0/0
7	MARISCAL, Mark	P	6-2	200	24	1	Colorado	FA-04	0/0/0/0
10	COOK, Kerwin	WR	6-1	171	24	1	Tulane	FA-04	0/0/0/0
12	LEWIS, Derrick	WR	6-2	185	28	2	San Diego State	FA-02	3/0/1/4
14	O'SULLIVAN, J.T.	QB	6-2	220	24	3	Cal-Davis	D6a-02	0/0/0/16
15	VANCE, Chris	WR	6-0	189	23	R	Ohio State	FA-04	0/0/0/0
16	BLACK, Nathan	WR	6-0	190	25	2	Northwestern State	FA-04	0/0/0/0
17	BERGER, Mitch	P	6-4	220	31	10	Colorado	UFA-03 (StL)	16/0/0/0
18	McGEOGHAN, Phil	WR	6-2	224	24	1	Maine	FA-03	0/0/0/1
19	HENDERSON, Devery	WR	5-11	196	22	R	Louisiana State	D2a-04	0/0/0/0
20	BELLAMY, Jay	S	5-11	200	31	11	Rutgers	UFA-01 (Sea)	16/16/0/0
21	CRAFT, Jason	CB	5-10	179	28	6	Colorado State	TR-04 (Jax)	7/6/1/6
22	THOMAS, Fred	CB	5-9	184	30	9	Tennessee-Martin	UFA-00 (Sea)	16/14/0/0
23	GASH, Sam	FB	6-0	242	35	13	Penn State	UFA-04 (Buf)	16/10/0/0
24	TUCKER, Maurice	CB	5-11	185	24	1	South Florida	FA-04	0/0/0/0
26	McALLISTER, Deuce	RB	6-1	221	25	4	Mississippi	D1-01	16/16/0/0
27	STECKER, Aaron	RB	5-10	205	28	5	Western Illinois	UFA-04 (TB)	16/1/0/0
28	HARPER, Deveron	S	5-11	187	26	3	Notre Dame	FA-03	14/0/0/2
29	CRAYER, Keyuo	CB	5-10	195	23	3	Nebraska	D4-02	12/0/0/0
30	BOOKER, Fred	CB	5-9	185	25	1	Louisiana State	FA-04	0/0/0/0
31	BANKS, Tavian	RB	5-10	208	30	3	Iowa	FA-04	0/0/0/0
32	CARTER, Ki-Jana	RB	5-10	220	30	8	Penn State	FA-03	8/0/0/1
33	AMBROSE, Ashley	CB	5-11	190	33	13	Miss. Valley State	UFA-03 (Atl)	16/12/0/0
34	JONES, Tebucky	S	6-2	218	29	7	Syracuse	TR-03 (NE)	15/15/0/1
35	BROWN, Fakhir	CB	5-11	192	26	5	Grambling	FA-02	16/0/0/0
36	SMITH, Lamar	RB	5-11	230	33	11	Houston	FA-03	4/0/0/1
37	GLEASON, Steve	S	5-11	215	27	4	Washington State	FA-01	16/0/0/0
38	JENKINS, Ronney	RB	5-11	190	26	5	Northern Arizona	FA-04	7/0/0/0
39	HAFFORD, Brent	S	6-0	185	22	R	Stephen F. Austin	FA-04	0/0/0/0
40	MITCHELL, Mel	S	6-1	220	25	3	Western Kentucky	D5-02	0/0/0/0
41	BROOKS, Ahmad	CB	5-8	180	24	2	Texas	FA-04	0/0/0/0
42	FREDERICK, Spencer	FB	6-2	250	24	1	Montana	FA-03	0/0/0/0
44	KARNEY, Mike	FB	5-11	254	22	R	Arizona State	D5b-04	0/0/0/0
46	SCHURMAN, Nate	FB	6-2	247	22	R	SW Missouri State	FA-04	0/0/0/0
47	HOUSER, Kevin	LS	6-2	250	25	5	Ohio State	D7-00	16/0/0/0
48	ACKER, Kyle	TE	6-3	255	21	R	Salisbury State	FA-04	0/0/0/0
49	CURLLEY, Danny	TE	6-4	250	25	2	Eastern Washington	FA-04	0/1/0/0
50	ALLEN, James	LB	6-2	240	24	3	Oregon State	D3-02	15/1/0/1
51	McDONALD, LaMarcus	LB	6-1	228	23	1	Texas Christian	FA-04	0/0/0/0
52	HODGE, Sedrick	LB	6-4	244	25	4	North Carolina	D3a-01	9/9/0/7
53	KNIGHT, Roger	LB	6-0	245	25	3	Wisconsin	FA-01	16/2/0/0
54	SMITH, Darrin	LB	6-1	236	34	12	Miami (Fla.)	FA-00	14/10/0/2
55	WATSON, Courtney	LB	6-1	238	23	R	Notre Dame	D2b-04	0/0/0/0
56	RUFF, Orlando	LB	6-3	250	27	6	Furman	UFA-03 (SD)	16/11/0/0
57	BOCKWOLDT, Courtney	LB	6-1	230	23	R	Brigham Young	D7-04	0/0/0/0
58	GRANT, Cie	LB	6-0	228	24	2	Ohio State	D3-03	7/0/0/9
59	RODGERS, Derrick	LB	6-0	230	32	8	Arizona State	TR-03 (Mia)	15/15/0/0
60	ARCHIBALD, Ben	T	6-3	317	25	1	Brigham Young	FA-04	0/0/0/0
61	HOLLAND, Montrae	G	6-2	333	23	2	Florida State	D4-03	16/7/0/0
62	FONTENOT, Jerry	C	6-3	300	37	16	Texas A&M	UFA-97 (Chi)	16/16/0/0
63	SETTERSTROM, Chad	G	6-3	309	23	1	Northern Iowa	FA-03	0/0/0/0
64	IACOX, Kendyl	C/G	6-2	330	28	7	Kansas State	UFA-02 (SD)	11/11/1/4

ORGANIZATION

PLAYERS

REVIEW

RECORDS

HISTORY

SPECIFICS

ORGANIZATION

PLAYERS

REVIEW

RECORDS

HISTORY

SPECIFICS

2004 NUMERICAL ROSTER

65	BENTLEY, LeCharles	G/C	6-2	299	24	3	Ohio State	D2-02	13/13/02
66	YOUNG, Brian	DT	6-2	290	26	5	UTEP	UFA-04 (StL)	16/12/00
67	NESBIT, Jamar	G	6-4	329	27	6	South Carolina	UFA-04 (Jax)	16/2/00
68	RILEY, Victor	T	6-5	328	29	7	Auburn	UFA-02 (KC)	16/16/00
70	WAGNER, Terence	C	6-2	290	24	1	Sacramento State	FA-03	0/0/22
71	FOLAU, Spencer	T	6-5	315	31	8	Idaho	UFA-02 (Mia)	14/4/00
72	GANDY, Wayne	T	6-4	308	33	11	Auburn	UFA-03 (Pit)	16/16/00
74	HOFFMANN, Augie	G	6-2	307	23	R	Boston College	FA-04	0/0/00
75	LEISLE, Rodney	DT	6-3	309	23	R	UCLA	D5a-04	0/0/00
76	McKELVY, Chris	G	6-4	327	22	R	Penn State	FA-04	0/0/00
77	DRAPER, Shawn	OL	6-3	275	25	2	Alabama	FA-04	0/0/00
78	STINCHCOMB, Jon	T	6-5	302	24	2	Georgia	D2-03	7/0/00
80	PATHON, Jerome	WR	6-0	182	28	7	Washington	UFA-02 (Ind)	16/13/00
81	HILTON, Zachary	TE	6-8	262	23	2	North Carolina	FA-03	3/0/21
82	WILLIAMS, Boo	TE	6-4	270	24	4	Arkansas	FA-01	16/6/00
83	STALLWORTH, Donte'	WR	6-0	197	23	3	Tennessee	D1a-02	11/3/03
84	LEWIS, Michael	WR	5-8	165	32	4	None	FA-01	13/12/00
85	CONWELL, Ernie	TE	6-2	265	30	9	Washington	UFA-03 (StL)	10/10/00
86	CROWELL, Germane	WR	6-3	222	27	6	Virginia	FA-04	0/0/00
87	HORN, Joe	WR	6-1	206	32	9	Itawamba (Miss.) JC	UFA-00 (KC)	15/14/01
88	GARDNER, Talman	WR	6-1	205	24	2	Florida State	D7-03	10/12/02
89	HALL, Lamont	TE	6-4	260	29	5	Clemson	FA-04	0/0/00
90	SMITH, Kenny	DT/DE	6-4	295	26	4	Alabama	D3b-01	15/9/01
91	SMITH, Will	DE	6-3	267	22	R	Ohio State	D1-04	0/0/00
92	BRYANT, Tony	DE	6-6	275	27	5	Florida State	FA-03	0/0/00
93	HOWARD, Darren	DE	6-3	281	26	5	Kansas State	D2-00	8/8/01
94	GRANT, Charles	DE	6-3	282	25	3	Georgia	D1b-02	16/16/00
95	GREEN, Howard	DT	6-2	331	25	2	Louisiana State	FA-03	4/0/00
96	WILLIAMS, Melvin	DE	6-2	269	25	2	Kansas State	D5-03	15/2/00
97	SULLIVAN, Johnathan	DT	6-3	313	23	2	Georgia	D1-03	14/12/03
98	WHITEHEAD, Willie	DE	6-3	285	31	6	Auburn	FA-99	11/10/03
99	ALLEN, Kenderick	DT	6-6	318	25	2	Louisiana State	FA-03	10/1/02

Roster as of 6/9/04

HEAD COACH: JIM HASLETT (Fifth season). **Coordinators:** Al Everest (Special Teams), Mike McCarthy (Offensive), Rick Venturi (Defensive). **Assistants:** Dave Atkins (Running Backs), Joe Baker (Secondary), Chip Beake (Offensive Assistant/Quality Control), Greg Brown (Secondary/Cornerbacks), Rock Gullickson (Strength and Conditioning), John "Jack" Henry (Offensive Line), Ty Knott (Defensive Assistant/Quality Control), Danny Langsdorf (Asst. Special Teams/Wide Receivers), Winston Moss (Linebackers), Ben McAdoo (Offensive Administrative Assistant/Quality Control), Bob Palcic (Tight Ends), John Pease (Defensive Line), Jimmy Robinson (Wide Receivers), Mike Sheppard (Quarterbacks), Mark Smith (Asst. Strength and Conditioning).

HOW THEY WERE BUILT

1997

FREE AGENTS

C Jerry Fontenot (UFA-Chi)

1999

FREE AGENTS

DE Willie Whitehead (FA)

2000

DRAFT

DE Darren Howard (2)

LS Kevin Houser (7)

FREE AGENTS

WR Joe Horn (UFA-KC)

LB Darrin Smith (FA)

CB Fred Thomas (UFA-Sea)

TRADE

QB Aaron Brooks (GB) – Acquired from Packers (with TE Lamont Hall) for LB K.D. Williams and a third-round pick in 2001.

2001

DRAFT

RB Deuce McAllister (1)

LB Sedrick Hodge (3a)

DT Kenny Smith (3b)

FREE AGENTS

S Jay Bellamy (UFA-Sea)

K John Carney (UFA-SD)

S Steve Gleason (FA)

LB Roger Knight (FA)

WR Michael Lewis (FA)

TE Boo Williams (FA)

2002

DRAFT

WR Donte' Stallworth (1a)

DE Charles Grant (1b)

G LeCharles Bentley (2)

LB James Allen (3)

CB Keyuo Craver (4)

S Mel Mitchell (5)

QB J.T. O'Sullivan (6a)

FREE AGENTS

CB Fakhir Brown (FA)

T Spencer Folau (UFA-Mia)

G/C Kendyl Jacox (UFA-SD)

WR Jerome Pathon (UFA-Ind)

OT Victor Riley (UFA-KC)

2003

DRAFT

DT Johnathan Sullivan (1)

T Jon Stinchcomb (2)

LB Cie Grant (3)

G Montrae Holland (4)

DE Melvin Williams (5)

WR Talman Gardner (7)

FREE AGENTS

DT Kenderick Allen (FA, rookie)

CB Ashley Ambrose (FA)

P Mitch Berger (UFA-StL)

DE Tony Bryant (UFA)

RB Ki-Jana Carter (FA)

TE Ernie Conwell (UFA-StL)

OT Wayne Gandy (UFA-Pit)

DT Howard Green (FA)

TE Spencer Frederick (FA)

DB Deveron Harper (FA)

TE Zachary Hilton (FA, rookie)

WR Derrick Lewis (FA)

WR Phil McGeoghan (FA)

LB Orlando Ruff (UFA-SD)

RB Lamar Smith (FA)

C Terry Wagner (FA)

G Chad Setterstrom (FA)

TRADE

QB Todd Bouman (Minn) – Acquired from Minnesota Vikings for sixth-round pick in 2003.

S Tebucky Jones (NE) – Acquired from New England Patriots for third- and seventh-round picks in 2003 and a fourth-round choice in 2004.

LB Derrick Rodgers (Mia) – Acquired from Miami Dolphins for seventh-round pick in 2004.

2004

DRAFT

DE Will Smith (1)

WR Devery Henderson (2)

LB Courtney Watson (2)

DT Rodney Leisle (5a)

FB Mike Karney (5b)

LB Colby Bockwoldt (7)

FREE AGENTS

Kyle Acker (FA, rookie)

T Ben Archibald (FA)

RB Tavian Banks (FA)

WR Nathan Black (FA)

CB Fred Booker (FA)

CB Ahmad Brooks (FA)

WR Kerwin Cook (FA)

WR Germane Crowell (FA)

TE Danny Curley (FA)

G Shawn Draper (FA)

FB Sam Gash (UFA-Buf)

S Brent Hafford (FA, rookie)

TE Lamont Hall (FA)

G Augie Hoffman (FA, rookie)

RB Ronney Jenkins (FA)

P Mark Mariscal (FA)

LB LaMarcus McDonald (FA)

G Chris McElvy (FA, rookie)

G/C Jamar Nesbit (UFA-Jax)

FB Nate Schurman (FA, rookie)

K Nicholas Setta (FA, rookie)

QB Ryan Sorahan (FA, rookie)

RB Aaron Stecker (UFA-TB)

CB Maurice Tucker (FA)

WR Chris Vance (FA, rookie)

DT Brian Young (UFA-StL)



TRADE

CB Jason Craft – Acquired from Jacksonville Jaguars for fifth-round pick in 2004.

BOO WILLIAMS

Over the last two years, TE Boo Williams has become one of QB Aaron Brooks' top targets. Difficult to defend because of his combination of size and speed, Williams had five touchdowns last season, more than any other tight end in the NFC.

DOM + BENSON
20
Seasons
1985-2004



PREVIEW

2003 NFL SEASON IN REVIEW

2003 NFL Regular Season Standings

National Football Conference

	NFC East					
	W	L	T	Pct.	Pts.	OP
Philadelphia Eagles	12	4	0	.750	374	287
Dallas Cowboys	10	6	0	.625	289	260
Washington Redskins	5	11	0	.312	287	372
New York Giants	4	12	0	.250	243	387
NFC North						
	W	L	T	Pct.	Pts.	OP
Green Bay Packers	10	6	0	.625	442	307
Minnesota Vikings	9	7	0	.562	416	353
Chicago Bears	7	9	0	.438	283	346
Detroit Lions	5	11	0	.312	270	379
NFC South						
	W	L	T	Pct.	Pts.	OP
Carolina Panthers	11	5	0	.688	325	304
New Orleans Saints	8	8	0	.500	340	326
Tampa Bay Bucs	7	9	0	.438	301	264
Atlanta Falcons	5	11	0	.312	299	422
NFC West						
	W	L	T	Pct.	Pts.	OP
St. Louis Rams	12	4	0	.750	447	328
Seattle Seahawks	10	6	0	.625	404	327
San Francisco 49ers	7	9	0	.438	384	337
Arizona Cardinals	4	12	0	.250	225	452

American Football Conference

	AFC East					
	W	L	T	Pct.	Pts.	OP
New England Patriots	14	2	0	.875	348	238
Miami Dolphins	10	6	0	.625	311	261
Buffalo Bills	6	10	0	.375	243	279
New York Jets	6	10	0	.375	283	299
AFC North						
	W	L	T	Pct.	Pts.	OP
Baltimore Ravens	10	6	0	.625	391	281
Cincinnati Bengals	8	8	0	.500	346	384
Pittsburgh Steelers	6	10	0	.375	300	327
Cleveland Browns	5	11	0	.312	254	322
AFC South						
	W	L	T	Pct.	Pts.	OP
Indianapolis Colts	12	4	0	.750	447	336
Tennessee Titans	12	4	0	.750	435	324
Jacksonville Jaguars	5	11	0	.312	276	331
Houston Texans	5	11	0	.312	255	380
AFC West						
	W	L	T	Pct.	Pts.	OP
Kansas City Chiefs	13	3	0	.812	484	332
Denver Broncos	10	6	0	.625	381	301
Oakland Raiders	4	12	0	.250	270	379
San Diego Chargers	4	12	0	.250	313	441

2003 NFL Post Season Results

Wild Card Weekend

Saturday, Jan. 3

Tennessee 20, Baltimore 17

Carolina 29, Dallas 10

Sunday, Jan. 4

Green Bay 33, Seattle 27 OT

Indianapolis 41, Denver 10

Divisional Playoffs

Saturday, Jan. 10

Carolina 29, St. Louis 23

New England 17, Tennessee 14

Sunday, Jan. 11

Indianapolis 38, Kansas City 31

Philadelphia 20, Green Bay 17

Conference Championships

Sunday, Jan. 19

NFC: Carolina 14, Philadelphia 3

AFC: New England 24, Indianapolis 14

Super Bowl XXXVIII

Sunday, Feb. 1

Reliant Stadium, Houston, Texas

New England 32, Carolina 29

AFC-NFC Pro Bowl

Sunday, Feb. 8

Aloha Stadium, Honolulu, Hawaii

NFC 55, AFC 52

2003 Honors

PRO BOWL: The Saints had two players selected to the NFC Pro Bowl squad: RB **Deuce McAllister** and G **LeCharles Bentley**. McAllister, voted a starter, and Bentley could not play in the postseason all-star game because of injuries. McAllister rushed for a career-high 1,641 yards to finish second in the conference, and he added 69 receptions for 516 yards to set a franchise record with 2,157 yards from scrimmage. Bentley, a second-year veteran, helped make those exploits possible with his rugged blocking at right guard.

NFL PLAYER OF THE WEEK AWARDS:

Week 7: QB **Aaron Brooks**, NFC Offensive Player of the Week. Brooks won the award after posting a career-high 148.2 passer rating by completing 23 of 30 attempts for 352 yards and three touchdowns in the victory at Atlanta. Of his three TDs, the first was a 69-

yard scoring toss to WR **Donte' Stallworth**, a career-long for both that the two would better with a 76-yard touchdown vs. Dallas in the finale.

Week 9: DE **Willie Whitehead**, NFC Defensive Player of the Week. Whitehead earned the honors for the first time after finishing with a career-high three sacks, five tackles, a forced fumble and a pass defended in the win at Tampa Bay. Because of dehydration, Whitehead was admitted to a local hospital after the game and was unable to return to New Orleans with the team.

Week 13: RB **Deuce McAllister**, NFC Offensive Player of the Week. McAllister rushed for 165 yards on 30 carries and added a team-high four catches for 31 yards in the victory at Washington. It was his ninth-straight 100-yard game, and his third-straight contest with over 190 yards from scrimmage, tying an NFL record.

2003 Statistical Rankings

OFFENSE

Aaron Brooks
Touchdown Passes - 24 (5th NFC, T-7th NFL)
Passing Yards - 3,546 (4th NFC, 8th NFL)
Passer Rating - 88.8 (3rd NFC, T-7th NFL)
Third-Down Passer Rating - 93.7 (T-3rd NFC, T-5th NFL)
Fourth-Quarter Passer Rating - 92.8 (3rd NFC, 5th NFL)
Fewest Interceptions Thrown - 8 (1st NFC, 4th NFL)
Third-and-One Rushing - 100.0 (T-1st NFC, T-1st NFL)

Joe Horn

Receptions - 78 (8th NFC, 14th NFL)
Touchdown Receptions - 10 (3rd NFC, T-4th NFL)
Third-Down Receptions - 29 (3rd NFC, 4th NFL)
Scoring, Non-Kickers - 60 (8th NFC, T-15th NFL)
Receiving Yardage - 973 (11th NFC, 17th NFL)
First Downs - 53 (T-17th NFC)

Deuce McAllister

Rushing Yardage - 1,641 (2nd NFC, 4th NFL)
Yards From Scrimmage - 2,157 (2nd NFC, 4th NFL)
Average Rushing Yards Per Game - 102.6 (3rd NFC, 6th NFL)
First Downs - 91 (4th NFC, T-8th NFL)
Receptions - 69 (T-10th NFC,)

Receptions By A Running Back - 69 (T-2nd NFC, T-4th NFL)
Rushing Touchdowns - 8 (T-5th NFC, T-14th NFL)
Scoring, Non-Kickers - 48 (T-14th NFC)

Boo Williams

Receptions By A Tight End - 41 (7th NFC, 11th NFL)

DEFENSE

Charles Grant
Sacks - 10 (T-6th NFC)
Fred Thomas
Interceptions - 4 (T-10th NFC)

SPECIAL TEAMS

Mitch Berger
Net Punting Average - 38.2 (1st NFC, 1st NFL)
Gross Punting Average - 44.3 (2nd NFC, 4th NFL)
John Carney
Scoring, Kickers - 102 (T-7th NFC)
Field Goals - 22 (T-7th NFC)
Michael Lewis
Kickoff Return Average - 23.7 (5th NFC, 9th NFL)
Punt Return Average - 9.2 (7th NFC)

RECORD: 8-8

FINISH: 2nd-NFC SOUTH

Date	W/L	Score	Opponent	Attendance
09/07	L	10-27	at Seattle	52,250
09/14	W	31-10	Houston	68,390
09/21	L	12-27	at Tennessee	68,809
09/28	L	21-55	Indianapolis	70,020
10/05	L	13-19	at Carolina	72,496
10/12	W	20-13	Chicago	68,390
10/19	W	45-17	at Atlanta	70,837
10/26	Lot	20-23	Carolina	68,370
11/2	W	17-14	at Tampa Bay	65,524
11/16	W	23-20	Atlanta	68,432
11/23	L	20-33	at Philadelphia	67,802
11/30	W	24-20	at Washington	76,821
12/07	L	7-14	Tampa Bay	68,442
12/14	W	45-7	N.Y. Giants	68,399
12/21	L	19-20	at Jacksonville	49,207
12/28	W	13-7	Dallas	68,451

SCORING	TD	Ru	Pa	Rt	PAT	FG	S	TP
B. Williams	5	0	5	0		0	30	
Pathon	4	0	4	0		0	24	
Stallworth	3	0	3	0		0	18	
Brooks	2	2	0	0		0	12	
Conwell	2	0	2	0		0	12	
Ambrose	1	0	0	1		0	6	
K. Carter	1	1	0	0		0	6	
M. Lewis	1	0	1	0		0	6	
Thomas	1	0	0	1		0	6	
J. Allen	0	0	0	0		1	2	
Fenderson	0	0	0	0		0	2	
Saints	39	11	25	3	36/37	22/30	1	340
Opponents	36	12	20	4	35/35	25/31	0	326

2-Pt. Conversions: Fenderson, Team 1-2, Opponents 0-1

SACKS: Ch. Grant 10.0, Whitehead 5.5, Howard 5.0, Jackson TM 3.5, Bellamy 1.0, D. Carter 1.0, Hodge 1.0, D. Smith 1.0, K. Smith 1.0, Sullivan 1.0, Thomas 1.0, Saints 32.0, Opponents 36.0

RUSHING	No	Yds	Avg	LG	TD
McAllister	351	1641	4.7	76	8
Brooks	54	175	3.2	15	2
K. Carter	19	72	3.8	31	0
L. Smith	11	61	5.5	17	0
Horn	2	15	7.5	13	0
Fenderson	4	14	3.5	6	0
McAfee	1	13	13.0	13	0
Carney	1	3	3.0	3	0
Stallworth	1	3	3.0	3	0
M. Lewis	1	2	2.0	2	0
Bouman	3	1	0.3	2	0
Saints	448	2000	4.5	76	11
Opponents	480	2241	4.7	69	12

RECEIVING	No	Yds	Avg	Long	TD
Horn	78	973	12.5	50	10
McAllister	69	516	7.5	39	0
Pathon	44	578	13.1	40	4
B. Williams	41	436	10.6	31	5
Conwell	26	290	11.2	32	2
Stallworth	25	485	19.4	76	3
M. Lewis	12	226	18.8	39	1
Rasby	6	55	9.2	17	0
T. Smith	6	28	4.7	8	0
Gardner	3	29	9.7	11	0
K. Carter	1	11	11.0	11	0
D. Lewis	1	7	7.0	7	0
Fenderson	1	5	5.0	5	0
L. Smith	1	2	2.0	2	0
Saints	314	3641	11.6	76	25
Opponents	264	3164	12.0	79	20

INTERCEPTIONS	No	Yds	Avg	Long	TD
Thomas	4	47	11.8	20	0

PASSING	Att	Cmp	Yds	Cmp%	Yds/Att	TD	TD%	Int	Int%	Long	Sk/Yds	Rating
Brooks	518	306	3546	59.1	6.85	24	4.6	8	1.5	76	34/195	88.8
Bouman	13	7	81	53.8	6.23	1	7.7	0	0.0	19	2/8	98.6
McAllister	2	0	0.0	0.0	0.0	0	0.0	0.0	0.0	0	0/0	39.6
Berger	1	0	0.0	0.0	0.0	0	0.0	0.0	0.0	0	0/0	39.6
Horn	1	1	14	100.0	14.00	0	0.0	0.0	0.0	14	0/0	118.8
Team	535	314	3641	58.7	6.81	25	4.7	8	1.5	76	36/203	88.7
Opponents	485	264	3164	54.4	6.52	20	4.1	14	2.9	79	32/171	76.3

Ambrose	3	78	26.0	73	1
Bellamy	3	19	6.3	10	0
Rodgers	1	40	40.0	40	1
D. Smith	1	9	9.0	9	0
Ruff	1	7	7.0	7	0
Jones	1	2	2.0	2	0
V. Green	0	24	--	24	0
Saints	14	226	16.1	73	2
Opponents	8	104	13.0	20	1

Punting	No	Yds	Avg	Net	TB	In	Lg	B
Berger	71	3144	44.3	38.2	5	28	59	1
Saints	72	3144	43.7	38.2	5	28	59	1
Opponents	76	3183	41.9	36.4	3	21	60	1

Punt Ret.	Ret	FC	Yds	Avg	Long	TD
M. Lewis	30	10	275	9.2	27	0
Stallworth	5	1	44	8.8	18	0
Craver	2	1	22	11.0	19	0
V. Green	2	0	15	7.5	9	0
Thomas	1	0	4	4.0	4	0
Saints	40	12	360	9.0	27	0
Opponents	36	18	294	8.2	46	0

Kickoff Returns	No	Yds	Avg	Long	TD
McAfee	45	1068	23.7	53	0
McAfee	9	140	15.6	23	0
Stallworth	8	171	21.4	28	0
Craver	5	128	25.6	52	0
Rasby	2	9	4.5	6	0
M. Williams	2	0	0.0	0	0
J. Allen	1	8	8.0	8	0
Saints	72	1524	21.2	53	0
Opponents	67	1587	23.7	100	2

Field Goals	1-19	20-29	30-39	40-49	50+
Carney	0/0	6/6	10/12	5/9	1/3
Saints	0/0	6/6	10/12	5/9	1/3
Opponents	0/0	8/9	8/10	9/11	0/1

Carney:(33G)(39G)(31G)(38G,43G)(38G,57N,26G)(38N,50G,30G)(42G)(46G,42G)(39N,47G)(28G,26G,36G)(45B)(51N,25G,48N)(49N)(35G,49N)(33G,38G)(24G,27G)
Opponents:(37G,25G)(30G)(22G,43G)(41G,42G)(49G,23G)(28G,31G)(28G)(24G,29G,31G)(36N)(38G,27G,54N)(36G,41G,42G,33G)(45G,49G)(44N,35B)(43B)(43G,35G,21B)()

2003 NFC SOUTH STANDINGS			
Saints Finish: 2nd place			
	W	L	T
Carolina	11	5	0
New Orleans	8	8	0
Tampa Bay	7	9	0
Atlanta	5	11	0

2003 FINAL DEFENSIVE STATISTICS

2003 GAME BY GAME OFFENSE

ORGANIZATION PLAYERS

REVIEW

RECORDS

HISTORY

SPECIFICS

Name	Regular Defensive Plays								Special Teams				MISC						
	TKL	AST	TOT	SACK/YARDS	INT	PD	FF	FR	FR	TKL	AST	FF	FR	BL	RBL	TKL	AST	FF	FR
Bellamy, Jay	86	29	115	1	16	3	11	2	0	1	0	0	0	0	2	0	0	0	0
Thomas, Fred	76	23	99	1	13	4	21	2	1	2	1	0	0	0	51	0	0	0	0
Rodgers, Derrick	72	25	97	0	0	1	8	1	2	6	0	0	0	0	22	0	0	0	0
Jones, Tebucky	49	31	80	0	0	1	7	0	0	1	1	0	0	1	8	0	0	0	0
Smith, Darrin	51	25	76	1	10	1	6	0	0	0	0	0	0	0	11	0	0	0	0
Ruff, Orlando	53	20	73	0	0	1	0	0	0	4	1	0	1	0	52	0	0	0	0
Grant, Charles	47	14	61	10	42	0	5	3	0	0	0	0	0	0	11	0	0	0	0
Whitehead, Willie	39	13	52	5.5	33	0	1	1	1	0	0	0	0	0	0	0	0	0	0
Ambrose, Ashley	38	13	51	0	0	3	14	0	1	1	0	0	0	0	37	0	0	0	0
Hodge, Sedrick	40	7	47	1	2	0	4	0	0	2	0	0	0	0	9	0	0	0	0
Smith, Kenny	28	19	47	1	6	0	1	0	1	0	0	0	0	1	2	0	0	0	0
Sullivan, Johnathan	32	6	38	1	8	0	2	1	0	0	0	0	0	0	0	0	0	0	0
Howard, Darren	25	9	34	5	22	0	3	0	0	0	0	0	0	0	0	0	0	0	0
Jackson, Grady	20	9	29	3.5	22	0	3	0	0	0	0	0	0	0	0	0	0	0	0
Carter, Dale	22	7	29	1	2	0	2	0	0	0	0	0	0	0	0	0	0	0	0
Brown, Fahkir	20	4	24	0	0	0	8	0	0	12	4	0	0	1	100	0	0	0	0
Knight, Roger	17	5	22	0	0	0	0	1	1	7	5	0	0	0	62	0	0	0	1
Green, Victor	12	4	16	0	0	0	2	0	0	10	4	1	0	0	20	0	0	0	0
Williams, Melvin	12	3	15	0	0	0	1	0	1	0	0	0	0	0	27	0	0	0	0
Allen, James	9	2	11	0	0	0	1	0	0	12	3	1	0	0	67	0	0	0	0
Allen, Kendrick	8	2	10	0	0	0	2	0	0	1	0	0	0	0	1	0	0	0	0
Craver, Keyuo	2	2	4	0	0	0	0	0	0	7	1	0	0	0	36	0	0	0	0
Green, Howard	1	2	3	0	0	0	1	0	0	0	0	0	0	0	0	0	0	0	0
Ford, Henry	3	0	3	0	0	0	0	0	0	0	0	0	0	0	0	0	0	0	0
Harper, Deveron	2	0	2	0	0	0	0	0	0	1	9	5	0	0	48	0	0	0	0
Grant, Cie	1	0	1	0	0	0	0	0	0	3	1	0	0	0	23	0	0	0	0
Gleason, Steve	0	0	0	0	0	0	0	0	0	14	7	0	0	1	107	0	0	0	0
McAfee, Fred	0	0	0	0	0	0	0	0	0	9	6	0	0	0	66	0	0	0	0
Lewis, Michael	0	0	0	0	0	0	0	0	0	7	1	0	0	0	0	0	0	0	0
Fenderson, James	0	0	0	0	0	0	0	0	0	4	2	0	0	0	18	0	0	0	0
Gardner, Talman	0	0	0	0	0	0	0	0	0	4	0	0	0	0	7	0	0	0	0
Berger, Mitch	0	0	0	0	0	0	0	0	0	3	0	0	0	0	0	0	0	0	0
Houser, Kevin	0	0	0	0	0	0	0	0	0	2	2	0	0	0	0	0	0	0	0
Carroll, Travis	0	0	0	0	0	0	0	0	0	1	0	0	0	0	6	0	0	0	0
Rasby, Walter	0	0	0	0	0	0	0	0	0	0	0	0	0	0	54	0	0	0	0
Williams, Boo	0	0	0	0	0	0	0	0	0	0	0	0	0	0	51	0	0	0	0
Hilton, Zachary	0	0	0	0	0	0	0	0	0	0	0	0	0	0	11	0	0	0	0
Holland, Montrae	0	0	0	0	0	0	0	0	0	0	0	0	0	0	9	0	0	0	0
Conwell, Ernie	0	0	0	0	0	0	0	0	0	0	0	0	0	0	7	0	0	0	0
Smith, Terrelle	0	0	0	0	0	0	0	0	0	0	0	0	0	0	2	0	0	0	0
Lewis, Derrick	0	0	0	0	0	0	0	0	0	0	0	0	0	0	1	0	0	0	0
Stinchcomb, Jon	0	0	0	0	0	0	0	0	0	0	0	0	0	0	1	0	0	0	0
TEAM	0	0	0	1	2	0	0	0	0	0	0	0	0	0	0	0	0	0	0
Totals	765	274	1039	32	178	14	103	11	9	122	44	2	1	4	929	0	0	1	1

TKL: tackle, AST: assist, TOT: total, INT: interception, PD: pass defense, FF: forced fumble, FR: fumble recovery, BL: kicks blocked, RBL: return blocks (special teams).

Game	1st Downs			Offense			Net Passing			Net Rushing			Fumb.			Pen.			Returns			TDS			PAT			FG			TOP														
	Pts	T	R	Pa	Pe	At	Yds	Avg.	A	C	Yds	Avg.	A	Lst	#	Yds	#	Yds	Avg.	P	Yds	KO	Yds	Int.	Ru	Pa	Ret	M/A	M/A	M/A	2P	3P	1/2												
@Sea	10	20	5	14	1	75	359	4.8	25	103	4.1	47	29	256	1	1	3	18	3	3	11	114	5	230	46.0	4	31	5	112	0	0	0	1	0	0	1	0	0	1	0	0	34:39	0/0	0/0	32:13
HOU	31	12	4	8	0	56	292	5.2	27	110	4.1	27	18	182	2	0	2	7	0	0	9	78	7	334	47.7	4	15	2	37	2	49	1	2	1	3/3	1/1	0/0	20:49	0/0	0/0	28:04	0/0	0/0	26:58	
@Ten	12	11	2	8	1	41	188	4.6	15	23	1.5	23	15	165	1	0	3	10	3	2	5	27	3	139	46.3	0	0	7	131	0	0	1	0	1	1/1	1/1	0/0	29:34	0/0	0/0	38:10	0/0	0/0	30:44	
IND	21	20	8	12	0	63	363	5.8	25	155	6.2	36	21	208	1	2	2	20	3	2	5	50	3	139	46.3	1	11	9	176	0	0	1	0	1	1/1	2/2	0/0	20:49	0/0	0/0	28:04				
@Car	13	17	7	9	1	60	344	5.7	29	155	5.3	31	16	189	1	1	0	0	1	0	7	64	4	164	41.0	3	34	5	110	0	0	0	1	0	1	1	2/3	0/0	29:34	0/0	0/0	38:10			
CHI	20	18	8	7	3	63	283	4.5	34	130	3.8	29	14	153	2	0	0	0	3	0	6	35	3	103	34.3	2	10	3	61	0	0	0	2	0	2	2/2	2/3	0/0	29:34	0/0	0/0	38:10			
@Atl	45	27	10	15	2	70	507	7.2	36	165	4.6	31	23	342	3	0	3	10	2	1	7	54	3	152	50.7	3	23	3	70	1	22	3	3	0	6/6	1/1	0/0	30:44	0/0	0/0	30:14				
CAR	20	19	5	14	0	66	294	4.5	29	104	3.6	34	21	190	2	1	3	11	3	2	4	43	6	254	42.3	2	45	6	145	0	0	0	2	0	2	2/2	2/2	0/0	30:44	0/0	0/0	30:14			
@TB	17	10	3	7	0	49	257	4.4	28	124	4.4	30	13	133	1	1	1	9	0	0	5	47	7	327	46.7	2	22	3	74	2	74	0	1	1	2/2	1/2	0/0	30:14	0/0	0/0	30:14				
ATL	23	23	13	8	2	81	403	5.0	36	210	5.8	38	21	210	0	2	7	35	4	2	7	46	7	286	40.9	4	28	6	117	2	23	2	0	0	2/2	3/3	0/0	39:37	0/0	0/0	39:37				
@Phi	20	27	9	15	3	65	466	7.2	24	199	8.3	39	24	267	1	0	2	20	4	3	12	101	1	40	40.0	0	0	6	95	0	0	2	1	0	2/2	0/1	0/1	28:56	0/0	0/0	28:56				
@Was	33	23	11	8	4	67	310	4.6	37	189	5.1	30	14	121	1	0	0	0	0	0	3	30	6	245	40.8	2	22	5	130	1	14	2	1	0	3/3	1/3	0/0	31:30	0/0	0/0	31:30				
TB	7	16	4	11	1	61	292	4.8	25	90	3.8	30	20	202	1	0	7	36	4	3	4	44	5	190	38.0	4	57	3	86	1	7	0	1	0	1/1	0/1	0/0	29:11	0/0	0/0	29:11				
NYG	45	26	9	15	2	69	440	6.4	29	132	4.6	39	28	308	5	0	1	7	1	1	7	55	1	57	57.0	3	32	2	38	0	0	0	5	1	6/6	1/2	0/0	32:36	0/0	0/0	32:36				
@Jax	19	20	0	16	4	64	350	5.5	25	61	2.4	38	22	289	2	0	1	7	2	1	4	30	3	108	36.0	1	13	5	88	2	24	0	2	0	1/2	2/2	0/0	27:57	0/0	0/0	27:57				
DAL	13	13	2	10	1	59	291	4.9	24	58	2.4	33	15	233	1	0	2	10	0	0	7	60	8	376	47.0	4	27	2	54	3	13	1	0	0	1/1	2/2	0/0	28:04	0/0	0/0	28:04				
Totals	340	302	100	177	25	1019	5438	5.3	448	2000	4.5	535	314	3438	25	8	36	203	33	20	103	878	72	3144	43.7	40	360	72	1524	14	226	11	25	3	3637	2230	1/2	30:18</							

2003 INDIVIDUAL SUPERLATIVES 2003 INDIVIDUAL STATISTICS

ORGANIZATION

PLAYERS

REVIEW

RECORDS

HISTORY

SPECIFICS

Saints

PASS ATTEMPTS	47	Aaron Brooks	9/7 @ Sea.
PASS COMPLETIONS	29	Aaron Brooks	9/7 @ Sea.
GROSS PASSING YARDS	352	Aaron Brooks	10/19 @ Atl.
COMPLETION PERCENTAGE	76.7	Aaron Brooks	10/19 @ Atl.
TOUCHDOWN PASSES	5	Aaron Brooks	12/14 vs NYG
PASSES HAD INTERCEPTED	2	Aaron Brooks (2x last vs. Atl.)	11/16 vs. Atl.
RUSHING ATTEMPTS	30	Deuce McAllister	11/30 @ Was.
YARDS RUSHING	184	Deuce McAllister	11/23 @ Phi
RUSHING TOUCHDOWNS	2	Deuce McAllister (3x last vs Phi)	11/23 @ Phi
LONGEST RUN FROM SCRIMMAGE	76t	Deuce McAllister	11/23 @ Phi
RECEPTIONS	10	Joe Horn	9/14 vs. Hou.
RECEIVING YARDS	133	Joe Horn (2x last vs. NYG)	12/14 vs NYG
RECEIVING TOUCHDOWNS	4	Joe Horn	12/14 vs NYG
LONGEST PASS RECEPTION	76t	Donte' Stallworth	12/28 vs. Dal.
TOTAL YARDS FROM SCRIMMAGE	237	Deuce McAllister	11/16 vs. Atl.
FIELD GOALS	3	John Carney	11/16 vs. Atl.
LONGEST FIELD GOAL ATTEMPT	57	John Carney	10/5 @ Car.
LONGEST FIELD GOAL MADE	50	John Carney	10/13 vs. Chi.
PUNTS	8	Mitch Berger	12/28 vs. Dal.
LONGEST PUNT	59	Mitch Berger	9/14 vs. Hou.
LONGEST PUNT RETURN	27	Michael Lewis	12/7 vs T.B.
LONGEST KICKOFF RETURN	53	Michael Lewis	10/26 vs. Car.
TACKLES	18	Jay Bellamy	12/28 vs. Dal.
INTERCEPTIONS	2	Ashley Ambrose	11/2 @ T.B.
LONGEST INTERCEPTION RETURN	73t	Ashley Ambrose	11/2 @ T.B.
LONGEST FUMBLE RETURN	25	Ashley Ambrose	11/30 @ Was.

Opponents

PASS ATTEMPTS	47	Quincy Carter	12/28 vs. Dal.
PASS COMPLETIONS	27	2 Players (last Quincy Carter)	12/28 vs. Dal.
GROSS PASSING YARDS	321	Brad Johnson	11/2 @ T.B.
COMPLETION PERCENTAGE	80.0	Peyton Manning	9/28 vs. Ind.
TOUCHDOWN PASSES	6	Peyton Manning	9/28 vs. Ind.
PASSES HAD INTERCEPTED	3	Quincy Carter	12/28 vs. Dal.
RUSHING ATTEMPTS	34	Fred Taylor	12/21 @ Jax.
YARDS RUSHING	194	Fred Taylor	12/21 @ Jax.
RUSHING TOUCHDOWNS	2	Stephen Davis	10/26 vs. Car.
LONGEST RUN FROM SCRIMMAGE	69t	Warrick Dunn	10/19 @ Atl.
RECEPTIONS	10	2 Players (last Richie Anderson)	12/28 vs. Dal.
RECEIVING YARDS	158	Marvin Harrison	9/28 vs. Ind.
RECEIVING TOUCHDOWNS	3	Marvin Harrison	9/28 vs. Ind.
LONGEST PASS RECEPTION	79t	Marvin Harrison	9/28 vs. Ind.
TOTAL YARDS FROM SCRIMMAGE	225	Fred Taylor	12/21 @ Jax.
FIELD GOALS	4	David Akers	11/23 @ Phi
LONGEST FIELD GOAL ATTEMPT	49	2 Players (last John Hall)	11/30 @ Was
LONGEST FIELD GOAL MADE	49	2 Players (last John Hall)	11/30 @ Was
PUNTS	8	Chad Stanley	9/14 vs. Hou.
LONGEST PUNT	60	Tom Tupa	11/2 @ T.B.
LONGEST PUNT RETURN	46	Quentin McCord	10/19 @ Atl.
LONGEST KICKOFF RETURN	100t	Rod Smart	10/5 @ Car.
TACKLES	15	David Thornton	9/28 vs. Ind.
INTERCEPTIONS	2	Jim Nelson	9/28 vs. Ind.
LONGEST INTERCEPTION RETURN	20	Juran Bolden	11/16 vs. Atl.
LONGEST FUMBLE RETURN	20	Jermaine Phillips	12/7 vs T.B.

#2 Aaron Brooks

Date	Opp.	GP	ST	ATT	CMP	PCT	YDS	LG	TD	INT	SACK/YDS	RATING	RUSHING					
													ATT	YDS	AVG	LG TD		
9/7	at Sea	X	X	47	29	61.7%	274	42	1	1	3	18	76	2	2	1.0	2	0
9/14	HOU	X	X	27	18	66.7%	189	38	2	0	2	7	111.5	3	4	1.3	3	0
9/21	at Ten	X	X	23	15	65.2%	185	38	1	0	3	20	104.4	4	15	3.8	11	0
9/28	IND	X	X	28	16	57.1%	166	32	0	2	2	20	44.6	2	9	4.5	5	0
10/5	at Car	X	X	31	16	51.6%	189	39	1	1	0	0	67.8	4	23	5.8	12	0
10/12	CHI	X	X	29	14	48.3%	153	22	2	0	0	0	87.3	5	14	2.8	7	0
10/19	at Atl	X	X	30	23	76.7%	352	69t	3	0	3	10	148.2	3	15	5.0	6	0
10/26	CAR	X	X	33	20	60.6%	187	23t	2	1	3	11	83.8	2	3	1.5	2	0
11/2	at TB	X	X	29	13	44.8%	142	38t	1	1	1	9	57	1	15	15.0	15	0
11/16	ATL	X	X	37	21	56.8%	228	39	0	2	7	35	52.5	8	37	4.6	10	0
11/23	at Phi	X	X	39	24	61.5%	287	42	1	0	2	20	92.6	4	7	1.8	3	0
11/30	at Was	X	X	30	14	46.7%	121	17	1	0	0	0	68.9	6	11	1.8	7t	2
12/7	TB	X	X	30	20	66.7%	238	31	1	0	7	36	101.5	1	4	4.0	4	0
12/14	NYG	X	X	35	26	74.3%	296	50t	5	0	0	0	138.8	3	11	3.7	9	0
12/21	at Jax	X	X	38	22	57.9%	296	75t	2	0	1	7	100.3	2	6	3.0	6	0
12/28	DAL	X	X	32	15	46.9%	243	76t	1	0	2	10	83.2	2	7	3.5	5	0
2003 Season		16	16	518	306	59.1%	3546	76t	24	8	34	195	88.8	54	175	3.2	15	2

#4 Todd Bouman

Date	Opp.	GP	ST	ATT	CMP	PCT	YDS	LG	TD	INT	SACK/YDS	RATING	RUSHING						
													ATT	YDS	AVG	LG TD			
9/7	at Sea																		
9/14	HOU																		
9/21	at Ten																		
9/28	IND	X		8	5	62.5	62	19	1	0	0	0	126.0	0	0	0.0	0	0	
10/5	at Car																		
10/12	CHI																		
10/19	at Atl	X		1	0	0.0	0	0	0	0	0	0	39.6	1	0	0.0	0	0	
10/26	CAR	X		0	0	0.0	0	0	0	0	0	0		0	0	0.0	0	0	
11/2	at TB																		
11/16	ATL																		
11/23	at Phi																		
11/30	at Was																		
12/7	TB																		
12/14	NYG	X		4	2	50	19	19	0	0	1	7	63.5	3	1	0.3	2	0	
12/21	at Jax																		
12/28	DAL																		
2003 Season		4	0	13	7	53.9%	81	19	1	0	1	7	98.6	4	1	0.3	2	0	

worthnoting



K John Carney had kicked a field goal in 22-straight games – setting a team record and holding the NFL's longest streak among active kickers – until having his lone attempt blocked at Philadelphia (Nov. 23, 2003). Until a miss at Jacksonville, Carney had also successfully kicked 104-straight extra-points since joining the Saints in 2001. That streak ranks second in club history behind K Morten Andersen, who booted 119 consecutive PATs from 10/22/89 to 12/3/92.

ORGANIZATION

PLAYERS

REVIEW

RECORDS

HISTORY

SPECIFICS

#14 J.T.O'Sullivan

Date	Opp.	GP	ST	ATT	CMP	PCT	YDS	LG	TD	INT	SACK/YDS	RATING
9/7	at Sea	3rd	Quarterback									
9/14	HOU	3rd	Quarterback									
9/21	at Ten	3rd	Quarterback									
9/28	IND	3rd	Quarterback									
10/5	at Car	3rd	Quarterback									
10/12	CHI	3rd	Quarterback									
10/19	at Atl	3rd	Quarterback									
10/26	CAR	3rd	Quarterback									
11/2	at TB	3rd	Quarterback									
11/16	ATL	3rd	Quarterback									
11/23	at Phi	3rd	Quarterback									
11/30	at Was	3rd	Quarterback									
12/7	TB	3rd	Quarterback									
12/14	NYG	3rd	Quarterback									
12/21	at Jax	3rd	Quarterback									
12/28	DAL	3rd	Quarterback									
2003 Season		0	0	0	0	.000	0	0	0	0	0	0.0

! worthnoting



HOW THE NFL PASSER RATING IS DETERMINED

The NFL rates its passers for statistical purposes against a fixed performance standard based on statistical achievements of all qualified pro passers since 1960. The current system, adopted in 1973, provides a means of comparing passing statistics from one season to the next. The system is used to rate all passers, not only quarterbacks, and therefore should be referred to as passer rating (not quarterback rating).

The passer rating is made up of completion percentage, average yards per attempt, TD percentage and interception percentage. For example, to figure out the rating of a QB who was 345-for-567 passing for 3,970 yards, with 26 TDs and 14 INT:

- Completed 60.8465 percent of his passes.
(345 comp. / 567 att. = .60846 x 100 = 60.8465 - 30 x .05 = 1.5423 pts.)
- Averaged 7.0017 yards per attempt (3970 yards / 567 att. = 7.0017 - 3 = 4.0017 x .25 = 1.0004 pts.)
- Had a 4.5855 TD percentage (26 TD / 567 att. = .04585 x 100 = 4.5855 x .20 = .9171 pts.)
- Had a 2.4691 interception percentage (14 INT / 567 att. = .02469 x 100 = 2.4691 x .25 = .61728; 2.375 - .61728 = 1.7577 pts). The sum of the 4 steps is: (1.5423 + 1.0004 + 0.9171 + 1.7577) = 5.2175 points, divided by 6 (.86958) & multiplied by 100 (to make the rating more understandable) = 86.958 or 87.0 passer rating.

The maximum passer rating is 158.3 (2.375 x 4) = 9.500; 9.500 / 6 = 1.583333 x 100 = 158.3333.

The maximum a passer can receive in any individual category is 2.375 (stats greater than: 77.5 completion pct., 12.5 average yards gained per attempt or a 11.875 TD pct., or no greater than a 0.0 interception pct.). The minimum in a category is zero points (stats less than 30.0 completion pct., 3.00 average yards gained per attempt or a 0.0 TD pct. or no lower than a 9.5 interception pct.).

An important point: There is no allowance for sacks, as averages are based on gross yards (total passing yards, not net yards in which sack yardage is subtracted from gross yards) and pass attempts (pass attempts that did not result in a sack, not pass plays which is the sum of pass attempts plus sacks).

Rushing

Date	Opp.	#32 RB Ki-Jana Carter							#26 RB Deuce McAllister						
		GP	ST	ATT	YDS	AVG	LG	TD	GP	ST	ATT	YDS	AVG	LG	TD
9/7	at Sea	Signed, 9/10							X X 22 99 4.5 10 0						
9/14	HOU	Inactive							X X 20 96 4.8 31 1						
9/21	at Ten	Waived 9/21							X X 11 8 0.7 7 0						
9/28	IND	X		4	36	9.0	31	0	X	X	17	101	5.9	20	1
10/5	at Car	X		2	8	4.0	6	0	X	X	23	124	5.4	23	0
10/12	CHI	X		0	0	0.0	0	0	X	X	29	116	4.0	20	0
10/19	at Atl	X		10	21	2.1	4	1	X	X	21	116	5.5	25	2
10/26	CAR	X		1	0	0.0	0	0	X	X	26	101	3.9	13	0
11/2	at TB	X		1	-1	-1.0	-1	0	X	X	26	110	4.2	37	0
11/16	ATL	X		0	0	0.0	0	0	X	X	28	173	6.2	58	2
11/23	at Phi	X		1	7	7.0	7	0	X	X	19	184	9.7	76t	2
11/30	at Was	Reserve/Injured, 11/26							X X 30 165 5.5 52 0						
12/7	TB								X X 22 69 3.1 22 0						
12/14	NYG								X X 15 80 5.3 35 0						
12/21	at Jax								X X 21 50 2.4 9 0						
12/28	DAL								X X 21 49 2.3 7 0						
2003 Season		8	0	19	72	3.8	31	1	16	16	351	1641	4.7	76t	8

Date	Opp.	#36 RB Lamar Smith							#44 FB Terrelle Smith						
		GP	ST	ATT	YDS	AVG	LG	TD	GP	ST	ATT	YDS	AVG	LG	TD
9/7	at Sea	X X 0 0 0.0 0 0							X X 0 0 0.0 0 0						
9/14	HOU	X X 0 0 0.0 0 0							X X 0 0 0.0 0 0						
9/21	at Ten	X X 0 0 0.0 0 0							X X 0 0 0.0 0 0						
9/28	IND	X X 0 0 0.0 0 0							X X 0 0 0.0 0 0						
10/5	at Car	X X 0 0 0.0 0 0							X X 0 0 0.0 0 0						
10/12	CHI	X X 0 0 0.0 0 0							X X 0 0 0.0 0 0						
10/19	at Atl	X 0 0 0.0 0 0							X 0 0 0.0 0 0						
10/26	CAR	X 0 0 0.0 0 0							X 0 0 0.0 0 0						
11/2	at TB	X X 0 0 0.0 0 0							X X 0 0 0.0 0 0						
11/16	ATL	X X 0 0 0.0 0 0							X X 0 0 0.0 0 0						
11/23	at Phi	Signed, 11/26							X X 0 0 0.0 0 0						
11/30	at Was	Inactive							X 0 0 0.0 0 0						
12/7	TB	X		1	17	17.0	17	0	X	X	0	0	0.0	0	0
12/14	NYG	X		8	40	5.0	13	0	Did Not Play						
12/21	at Jax	X		1	2	2.0	2	0	X		0	0	0.0	0	0
12/28	DAL	X		1	2	2.0	2	0	X	X	0	0	0.0	0	0
2003 Season		4	0	11	61	5.5	17	0	15	10	0	0	0.0	0	0

Others:

- QB #4 Todd Bouman: 3 for 1 yds. vs. New York Giants (12/14). Season: 3 for 1 yds. (Career: 14 for 70 yds.)
- QB #3 John Carney: 1 for 3 yds. vs. Ind. (9/28). Season: 1 for 3 yds.
- RB #27 James Fenderson: 3 for 8 yds. vs. Houston (9/14); 1 for 6 yds. vs. Ind. (9/28). Season: 4 for 14 yds. (Career: 14 for 71 yds.)
- WR #87 Joe Horn: 1 for 2 yds. vs. Houston (9/14); 1 for 13 yds. at Wash. (11/30). Season: 2 for 15 yds. (Career: 14 for 54 yds.)
- RB #25 Fred McAfee: 1 for 13 yds. at Atlanta (10/19). Season: 1 for 13 yds. (Career: 299 for 1,207 yds.)
- WR #84 Michael Lewis: 1 for 2 yds. at Seattle (9/7). Season: 1 for 2 yds. (Career: 2 for 17 yds.)
- WR #83 Donte' Stallworth: 1 for 3 yds. at Jacksonville (12/21). Season: 1 for 3 yds. (Career: 3 for 3 yds.)

2003 INDIVIDUAL STATISTICS

Receiving

#32 RB Ki-Jana Carter											#85 TE Ernie Conwell											#27 RB James Fenderson										
Date	Opp.	GP	ST	REC	YDS	AVG	LG	TD	GP	ST	REC	YDS	AVG	LG	TD	GP	ST	REC	YDS	AVG	LG	TD										
9/7	at Sea	Signed, 9/10							X	X	4	38	9.5	16	0	X	X	0	0	0.0	0	0										
9/14	HOU	Inactive							X	X	1	2	2.0	2t	2	X		0	0	0.0	0	0										
9/21	at Ten	Waived, 9/21							X	X	4	47	11.8	19	0	X		0	0	0.0	0	0										
9/28	IND		X	0	0	0.0	0	0	X	X	6	88	14.7	32	0	X		1	5	5.0	5	0										
10/5	at Car		X	0	0	0.0	0	0	X	X	4	44	11.0	27	0	X		0	0	0.0	0	0										
10/12	CHI		X	0	0	0.0	0	0	X	X	2	12	6.0	9t	1	X		0	0	0.0	0	0										
10/19	at Atl		X	0	0	0.0	0	0	X	X	2	36	18.0	23	0	X		0	0	0.0	0	0										
10/26	CAR		X	1	11	11.1	11	0	X	X	3	23	7.7	11	0	X		0	0	0.0	0	0										
11/2	at TB		X	0	0	0.0	0	0	X	X	0	0	0.0	0	0	Inactive																
11/16	ATL		X	0	0	0.0	0	0	X	X	0	0	0.0	0	0	Inactive																
11/23	at Phi		X	0	0	0.0	0	0	Reserve/Injured, 11/21						Inactive																	
11/30	at Was	Reserve/Injured, 11/26							X		0	0	0.0	0	0	Inactive																
12/7	TB								Inactive							Reserve/Injured, 12/10																
12/14	NYG																															
12/21	at Jax																															
12/28	DAL																															
2003 Season			8	0	1	11	11.1	11	0	10	10	26	290	11.2	32	2	9	0	1	5	5.0	5										

Receiving

#86 TE Walter Rasby											#36 RB Lamar Smith											#44 Terrelle Smith										
Date	Opp.	GP	ST	REC	YDS	AVG	LG	TD	GP	ST	REC	YDS	AVG	LG	TD	GP	ST	REC	YDS	AVG	LG	TD										
9/7	at Sea		X	0	0	0.0	0	0	X		0	0	0.0	0	0	X	X	0	0	0.0	0	0										
9/14	HOU		X	0	0	0.0	0	0	X		0	0	0.0	0	0	X	X	0	0	0.0	0	0										
9/21	at Ten		X	0	0	0.0	0	0	X		0	0	0.0	0	0	X	X	0	0	0.0	0	0										
9/28	IND		X	0	0	0.0	0	0	X		0	0	0.0	0	0	X	X	0	0	0.0	0	0										
10/5	at Car		X	0	0	0.0	0	0	X		0	0	0.0	0	0	X	X	1	1	1.0	1	0										
10/12	CHI		X	0	0	0.0	0	0	X		0	0	0.0	0	0	X	X	0	0	0.0	0	0										
10/19	at Atl		X	1	5	5.0	5	0	X		1	5	5.0	5	0	X		0	0	0.0	0	0										
10/26	CAR		X	1	6	6.0	6	0	X		1	6	6.0	6	0	X		1	2	2.0	2	0										
11/2	at TB		X	X	0	0	0.0	0	0							X	X	0	0	0.0	0	0										
11/16	ATL		X	0	0	0.0	0	0	X		0	0	0.0	0	0	X	X	1	6	6.0	6	0										
11/23	at Phi		X	X	0	0	0.0	0	0							X	X	0	0	0.0	0	0										
11/30	at Was		X	X	0	0	0.0	0	0							X	X	2	16	8.0	8	0										
12/7	TB		X	X	2	31	15.5	17	0	X		0	0	0.0	0	0	X	X	1	3	3.0	3	0									
12/14	NYG		X	X	0	0	0.0	0	0	X		1	2	2.0	2	0	Did Not Play															
12/21	at Jax		X	X	1	7	7.0	7	0	X		0	0	0.0	0	0	X		0	0	0.0	0	0									
12/28	DAL		X	X	1	6	6.0	6	0	X		0	0	0.0	0	0	X	X	0	0	0.0	0	0									
2003 Season			16	7	6	55	9.2	17	0	4	0	1	2	2.0	2	0	15	10	6	28	4.7	8	0									

#88 WR Talman Gardner											#87 WR Joe Horn											#89 WR Derrick Lewis										
Date	Opp.	GP	ST	REC	YDS	AVG	LG	TD	GP	ST	REC	YDS	AVG	LG	TD	GP	ST	REC	YDS	AVG	LG	TD										
9/7	at Sea		X	X	7	83	11.9	42	1																							
9/14	HOU		X	X	10	111	11.1	38	0																							
9/21	at Ten		X	X	1	5	5.0	5	0																							
9/28	IND	Signed, 10/4			X	X	6	45	7.5	19	0																					
10/5	at Car		X	X	4	56	14.0	21t	1																							
10/12	CHI		X	X	3	30	10.0	16	1																							
10/19	at Atl	Inactive			X	X	8	133	16.6	32t	1																					
10/26	CAR		X	X	6	74	12.3	23t	2																							
11/2	at TB		X	X	4	39	9.8	14	0																							
11/16	ATL		X	X	3	21	7.0	14	0																							
11/23	at Phi		X	X	4	76	19.0	42	0																							
11/30	at Was		X	X	2	10	5.0	5	0																							
12/7	TB		X	X	9	118	13.1	17	0																							
12/14	NYG		X	X	9	133	14.8	50t	4																							
12/21	at Jax	Inactive			X	X	2	39	19.5	21	0																					
12/28	DAL		X	X																												
2003 Season			10	1	3	29	11.0	11	0	15	14	78	973	12.5	50t	10	3	0	1	7	7.0	7										

#83 WR Donté Stallworth											#82 TE Boo Williams											
Date	Opp.	GP	ST	REC	YDS	AVG	LG	TD	GP	ST	REC	YDS	AVG	LG	TD	GP	ST	REC	YDS	AVG	LG	TD
9/7	at Sea		X	X	8	101	12.6	30	0													
9/14	HOU		X	X	2	46	23.0	35t	1													
9/21	at Ten		X	X	2	20	10.0	15	0													
9/28	IND		X	X	1	17	17.0	17	0													
10/5	at Car		X	X	1	15	15.0	15	0													
10/12	CHI		X	X	1	21	21.0	21	0													
10/19	at Atl		X	X	1	69	69.0	69t	1													
10/26	CAR	Inactive			X	X	2	8	4.0	8	0											
11/2	at TB	Inactive			X	X	1	13	13.0	13	0											
11/16	ATL		X	X	1	5	5.0	5	0													
11/23	at Phi	Inactive			X	X	9	110	12.2	23	1											
11/30	at Was	Inactive			X	X	3	43	14.3	17	1											
12/7	TB	Inactive			X	X	4	59	14.8	31t	1											
12/14	NYG		X	X	2	23	11.5	13	0													
12/21	at Jax		X	X	3	54	18.0	42	0													
12/28	DAL		X	X	3	114	38.0	76t	1													
2003 Season			11	3	25	485	19.4	76t	3	16	6	41	436	10.6	31t	5						

#84 WR Michael Lewis											#26 RB Deuce McAllister											#80 WR Jerome Pathon										
Date	Opp.	GP	ST	REC	YDS	AVG	LG	TD	GP	ST	REC	YDS	AVG	LG	TD	GP	ST	REC	YDS	AVG	LG	TD										
9/7	at Sea		X	X	0	0	0.0	0	0																							
9/14	HOU		X	X	0	0	0.0	0	0																							
9/21	at Ten		X	X	0	0	0.0	0	0																							
9/28	IND		X	X	0	0	0.0	0	0																							
10/5	at Car	Inactive			X	X	4	59	14.8	39	0																					
10/12	CHI	Inactive			X	X	2	14	7.0	9	0																					
10/19	at Atl		X	X	2	12	6.0	7	0																							
10/26	CAR		X	X	0	0	0.0	0	0																							
11/2	at TB		X	X	3	69	23.0	38t	1																							
11/16	ATL		X	X	4	85	21.3	39	0																							
11/23	at Phi		X	X	0	0	0.0	0	0																							
11/30	at Was	Inactive			X	X	4	31	7.8	15	0																					
12/7	TB		X	X	0	0	0.0	0	0																							
12/14	NYG		X	X	0	0	0.0	0	0																							
12/21	at Jax		X	X	1	14	14.0	14	0																							
12/28	DAL		X	X	2	46	23.0	38	0																							
2003 Season			13	1	12	226	18.8	39																								

2003 INDIVIDUAL STATISTICS

Kickoff Return

Date	Opp.	#84 WR Michael Lewis					#25 RB Fred McAfee					#83 WR Donté Stallworth				
		NO	YDS	AVG	LG	TD	NO	YDS	AVG	LG	TD	NO	YDS	AVG	LG	TD
9/7	at Sea	4	96	24.0	37	0	1	16	16.0	16	0	0	0	0.0	0	0
9/14	HOU	1	29	29.0	29	0	0	0	0.0	0	0	0	0	0.0	0	0
9/21	at Ten	5	111	22.2	26	0	1	20	20.0	20	0	0	0	0.0	0	0
9/28	IND	6	131	21.8	29	0	3	45	15.0	19	0	0	0	0.0	0	0
10/5	at Car	Inactive					0	0	0.0	0	0	5	110	22.0	28	0
10/12	CHI	Inactive					0	0	0.0	0	0	3	61	20.3	25	0
10/19	at Atl	3	70	23.3	25	0	0	0	0.0	0	0	0	0	0.0	0	0
10/26	CAR	5	145	29.0	53	0	1	0	0.0	0	0	Inactive				
11/2	at TB	3	74	24.7	27	0	0	0	0.0	0	0	Inactive				
11/16	ATL	4	111	27.8	39	0	0	0	0.0	0	0	0	0	0.0	0	0
11/23	at Phi	2	35	17.5	19	0	0	0	0.0	0	0	Inactive				
11/30	at Was	Inactive					3	59	19.7	23	0	Inactive				
12/7	TB	3	86	28.7	49	0	Inactive					Inactive				
12/14	NYG	2	38	19.0	27	0	Inactive					0	0	0.0	0	0
12/21	at Jax	5	88	17.6	27	0	0	0	0.0	0	0	0	0	0.0	0	0
12/28	DAL	2	54	27.0	33	0	0	0	0.0	0	0	0	0	0.0	0	0
2003 Season		45	1068	23.7	53	0	9	140	15.5	23	0	8	171	21.4	28	0

Others:

#29 CB Keyou Craver: 3 for 57 yds. at Philadelphia (11/23); 2 for 71 yds. at Washington (Long 52, 11/30).

Season: 5 for 128 yds, avg. 25.6. (Career: 6 for 133 yds.)

Punt Return

Date	Opp.	#29 CB Keyou Craver					#84 WR Michael Lewis					#83 WR Donté Stallworth				
		NO	YDS	AVG	LG	TD	NO	YDS	AVG	LG	TD	NO	YDS	AVG	LG	TD
9/7	at Sea	0	0	0.0	0	0	4	31	7.8	9	0	0	0	0.0	0	0
9/14	HOU	0	0	0.0	0	0	4	15	3.8	7	0	0	0	0.0	0	0
9/21	at Ten	0	0	0.0	0	0	0	0	0.0	0	0	0	0	0.0	0	0
9/28	IND	0	0	0.0	0	0	1	11	11.0	11	0	0	0	0.0	0	0
10/5	at Car	0	0	0.0	0	0	Inactive					3	34	11.3	18	0
10/12	CHI	Suspended					Inactive					2	10	5.0	7	0
10/19	at Atl	Suspended					3	23	7.7	13	0	0	0	0.0	0	0
10/26	CAR	Suspended					2	45	22.5	26	0	Inactive				
11/2	at TB	Suspended					2	22	11.0	11	0	Inactive				
11/16	ATL	0	0	0.0	0	0	3	12	4.0	9	0	0	0	0.0	0	0
11/23	at Phi	0	0	0.0	0	0	0	0	0.0	0	0	Inactive				
11/30	at Was	2	22	11.0	19	0	Inactive					Inactive				
12/7	TB	0	0	0.0	0	0	4	57	14.3	27	0	Inactive				
12/14	NYG	0	0	0.0	0	0	3	32	10.7	15	0	0	0	0.0	0	0
12/21	at Jax	0	0	0.0	0	0	1	4	4.0	4	0	0	0	0.0	0	0
12/28	DAL	0	0	0.0	0	0	3	23	7.7	17	0	0	0	0.0	0	0
2003 Season		2	22	11.0	19	0	30	275	9.2	27	0	5	44	8.8	18	0

2003 INDIVIDUAL STATISTICS

Kicking

#3 K John Carney

Date	Opp.	GP	PATS			Total			LG	PTS	BLK	1-19		20-29		30-39		40-49		50+	
			M	A	PCT	M	A	PCT				M	A	M	A	M	A	M	A		
9/7	at Sea	X	1	1	1	1	100.0	33	4	0	0	0	0	0	1	1	0	0	0	0	
9/14	HOU	X	4	4	1	1	100.0	39	7	0	0	0	0	0	1	1	0	0	0	0	
9/21	at Tenn	X	1	1	1	1	100.0	31	4	0	0	0	0	0	1	1	0	0	0	0	
9/28	IND	X	1	1	2	2	100.0	43	7	0	0	0	0	0	1	1	1	1	0	0	
10/5	at Car	X	1	1	2	3	66.7	38	7	0	0	0	1	1	1	1	0	0	0	1	
10/12	CHI	X	2	2	3	66.7	50	8	0	0	0	0	0	1	2	0	0	0	1	1	
10/19	at Atl	X	6	6	1	1	100.0	42	9	0	0	0	0	0	0	0	1	1	0	0	
10/26	CAR	X	2	2	2	2	100.0	46	8	0	0	0	0	0	0	0	2	2	0	0	
11/2	at TB	X	2	2	1	2	50.0	47	5	0	0	0	0	0	0	1	1	1	0	0	
11/16	ATL	X	2	2	3	3	100.0	36	11	0	0	0	2	2	1	1	0	0	0	0	
11/23	at Phi	X	2	2	0	1	0.0	0	2	1	0	0	0	0	0	1	0	0	0	0	
11/30	at Was	X	3	3	1	3	33.3	25	6	0	0	0	1	1	0	0	0	1	0	1	
12/7	TB	X	1	1	0	1	0.0	0	1	0	0	0	0	0	0	0	0	1	0	0	
12/14	NYG	X	6	6	1	2	50.0	35	9	0	0	0	0	0	1	1	0	1	0	0	
12/21	at Jax	X	1	2	2	2	100.0	33	7	0	0	0	1	1	1	1	0	0	0	0	
12/28	Dal	X	1	1	2	2	100.0	27	7	0	0	0	2	2	0	0	0	0	0	0	
2003 Season			16	36	37	22	30	73.3	50	102	1	0	0	7	7	9	12	5	8	1	3

Punting

#17 P Mitch Berger

Date	Opp.	GP	NO	YDS	AVG	LG	IN20	TB	BLK	RET	YDS	NET	
													9/7
9/14	HOU	X	7	334	47.7	59	2	0	0	5	32	43.1	
9/21	at Ten	X	3	139	46.3	52	2	1	0	1	0	39.7	
9/28	IND	X	3	139	46.3	49	0	0	0	3	17	40.7	
10/5	at Car	X	4	164	41.0	46	3	0	0	2	16	37.0	
10/12	CHI	X	3	103	34.3	38	1	0	0	0	0	34.3	
10/19	at Atl	X	3	155	50.7	57	1	0	0	3	69	23.0	
10/26	CAR	X	6	254	42.3	52	3	0	0	3	27	37.8	
11/2	at TB	X	7	327	46.7	58	2	1	0	4	40	38.1	
11/16	ATL	X	7	286	40.9	49	3	0	0	4	45	34.4	
11/23	at Phi	X	1	40	40.0	40	0	0	0	1	15	25.0	
11/30	at Was	X	6	245	40.8	48	2	1	0	1	4	36.8	
12/7	TB	X	4	190	47.5	54	2	1	1	2	54	41.3	
12/14	NYG	X	1	57	57.0	57	1	0	0	1	10	47.0	
12/21	at Jax	X	3	108	36.0	41	2	0	0	0	0	36.0	
12/28	DAL	X	8	376	47.0	53	2	1	0	3	3	44.1	
2003 Season			16	71	3144	44.3	59	28	5	1	36	294	38.2

2003 INDIVIDUAL STATISTICS

2003 INDIVIDUAL STATISTICS

ORGANIZATION

PLAYERS

REVIEW

RECORDS

HISTORY

SPECIFICS

ORGANIZATION

PLAYERS

REVIEW

RECORDS

HISTORY

SPECIFICS

Defense

#50 LB James Allen

Date	Opp.	GP	ST	TKL	AST	TOT	SACK	YDS	INT	PD	FF	FR	SIT	STA
9/7	at Sea	X	X	4	2	6	0	0	0	0	0	0	2	0
9/14	HOU	X	X	0	0	0	0	0	0	0	0	0	2	0
9/21	at Tenn	X	X	0	0	0	0	0	0	0	0	0	1	0
9/28	IND	X	X	0	0	0	0	0	0	0	0	0	3	0
10/5	at Car	X	X	0	0	0	0	0	0	0	0	0	0	0
10/12	CHI	X	X	0	0	0	0	0	0	0	0	0	0	0
10/19	at Atl	X	X	1	0	1	0	0	0	0	0	0	1	0
10/26	CAR	X	X	0	0	0	0	0	0	0	0	0	0	0
11/2	at TB	X	X	2	0	2	0	0	1	0	0	0	1	1
11/16	ATL	X	X	0	0	0	0	0	0	0	0	0	1	0
11/23	at Phi	X	X	0	0	0	0	0	0	0	0	0	1	1
11/30	at Was	Inactive												
12/7	TB	X	X	0	0	0	0	0	0	0	0	0	0	0
12/14	NYG	X	X	2	0	2	0	0	0	0	0	0	0	0
12/21	at Jax	X	X	0	0	0	0	0	0	0	0	0	0	1
12/28	Dal	X	X	0	0	0	0	0	0	0	0	0	0	1
2003 Season		15	1	9	2	11	0	0	1	0	0	0	12	3

#99 DT Kenderick Allen

Date	Opp.	GP	ST	TKL	AST	TOT	SACK	YDS	INT	PD	FF	FR	SIT	STA
Signed from Practice Squad, 10/4														
X		0	0	0	0	0	0	0	0	0	0	0	0	0
Inactive														
Inactive														
X		2	0	2	0	0	0	0	0	0	0	0	0	0
X		0	0	0	0	0	0	0	1	0	0	0	0	0
X		0	0	0	0	0	0	0	1	0	0	0	0	0
X		2	0	1	0	0	0	0	0	0	0	0	0	0
X		0	0	0	0	0	0	0	0	0	0	0	0	0
X		X	X	1	0	1	0	0	0	0	0	0	0	0
X		1	0	0	0	0	0	0	0	0	0	0	0	0
X		1	1	2	0	0	0	0	0	0	0	0	0	0
X		1	1	2	0	0	0	0	0	0	0	0	0	0
2003 Season		10	1	8	2	10	0	0	2	0	0	0	0	0

#33 CB Ashley Ambrose

Date	Opp.	GP	ST	TKL	AST	TOT	SACK	YDS	INT	PD	FF	FR	SIT	STA
9/7	at Sea	X	X	1	1	2	0	0	0	0	0	0	0	0
9/14	HOU	X	X	3	1	4	0	0	0	2	0	0	0	0
9/21	at Tenn	X	X	7	1	8	0	0	0	2	0	0	0	0
9/28	IND	X	X	2	0	2	0	0	0	0	0	0	0	0
10/5	at Car	X	X	1	2	3	0	0	1	0	0	0	0	0
10/12	CHI	X	X	0	0	0	0	0	0	0	0	0	0	0
10/19	at Atl	X	X	1	0	1	0	0	0	0	0	0	0	0
10/26	CAR	X	X	1	0	1	0	0	1	0	0	0	0	0
11/2	at TB	X	X	0	0	0	0	0	2	0	0	0	0	0
11/16	ATL	X	X	1	0	1	0	0	0	0	0	0	0	0
11/23	at Phi	X	X	4	2	6	0	0	0	0	0	0	1	0
11/30	at Was	X	X	3	1	4	0	0	2	2	1	0	0	0
12/7	TB	X	X	4	0	4	0	0	2	0	0	0	0	0
12/14	NYG	X	X	2	0	2	0	0	1	0	0	0	0	0
12/21	at Jax	X	X	0	3	3	0	0	1	1	0	0	0	0
12/28	Dal	X	X	8	2	10	0	0	2	0	0	0	0	0
2003 Season		16	12	38	13	51	0	0	3	14	0	1	1	0

#20 S Jay Bellamy

Date	Opp.	GP	ST	TKL	AST	TOT	SACK	YDS	INT	PD	FF	FR	SIT	STA
X		X	X	6	1	7	0	0	0	0	0	0	0	0
X		X	X	9	2	11	0	0	0	0	0	0	0	0
X		X	X	5	2	7	0	0	0	1	0	0	0	0
X		X	X	4	3	7	0	0	0	2	0	0	0	0
X		X	X	1	1	2	0	0	0	0	1	0	0	0
X		X	X	7	1	8	0	0	0	0	0	0	0	1
X		X	X	5	0	5	0	0	0	1	0	0	0	0
X		X	X	4	2	6	0	0	0	2	0	0	0	0
X		X	X	3	2	5	0	0	0	1	1	0	0	0
X		X	X	3	1	4	0	0	1	1	0	0	0	0
X		X	X	5	2	7	0	0	0	0	0	0	0	0
X		X	X	9	3	12	0	0	0	1	0	0	0	0
X		X	X	4	1	5	0	0	0	0	0	0	0	0
X		X	X	12	6	18	0	0	0	0	0	0	0	0
X		X	X	4	1	5	1	16	2	0	0	0	0	0
2003 Season		16	16	86	29	115	1	16	3	11	2	0	1	1

#35 CB Fakhir Brown

Date	Opp.	GP	ST	TKL	AST	TOT	SACK	YDS	INT	PD	FF	FR	SIT	STA
9/7	at Sea	X	X	0	0	0	0	0	0	0	0	0	1	0
9/14	HOU	X	X	1	0	1	0	0	0	1	0	0	0	0
9/21	at Tenn	X	X	2	0	2	0	0	0	0	0	0	1	0
9/28	IND	X	X	0	0	0	0	0	0	0	0	0	0	1
10/5	at Car	X	X	0	0	0	0	0	0	0	0	0	0	0
10/12	CHI	X	X	0	0	0	0	0	0	0	0	0	2	0
10/19	at Atl	X	X	1	0	1	0	0	0	0	0	0	3	0
10/26	CAR	X	X	1	0	1	0	0	0	0	0	0	2	0
11/2	at TB	X	X	5	2	7	0	0	0	0	0	0	1	1
11/16	ATL	X	X	3	0	3	0	0	0	0	0	0	1	1
11/23	at Phi	X	X	0	0	0	0	0	0	0	0	0	1	0
11/30	at Was	X	X	1	0	1	0	0	1	0	0	0	0	0
12/7	TB	X	X	1	0	1	0	0	1	0	0	0	0	0
12/14	NYG	X	X	2	2	4	0	0	2	0	0	0	0	1
12/21	at Jax	X	X	1	0	1	0	0	0	0	0	0	0	0
12/28	Dal	X	X	2	0	2	0	0	3	0	0	0	0	4
2003 Season		16	0	20	4	24	0	0	0	8	0	0	12	4

#29 CB Keyou Craver

Date	Opp.	GP	ST	TKL	AST	TOT	SACK	YDS	INT	PD	FF	FR	SIT	STA
X		X	X	0	0	0	0	0	0	0	0	0	0	0
X		X	X	0	0	0	0	0	0	0	0	0	0	2
X		X	X	0	0	0	0	0	0	0	0	0	0	0
X		X	X	0	0	0	0	0	0	0	0	0	0	0
X		X	X	0	0	0	0	0	0	0	0	0	0	2
Suspended														
Suspended														
Suspended														
Suspended														
X		X	X	0	0	0	0	0	0	0	0	0	0	0
X		X	X	1	1	2	0	0	0	0	0	0	0	1
X		X	X	0	1	1	0	0	0	0	0	0	0	0
X		X	X	0	0	0	0	0	0	0	0	0	0	0
X		X	X	0	0	0	0	0	0	0	0	0	0	2
X		X	X	0	0	0	0	0	0	0	0	0	0	0
X		X	X	1	0	1	0	0	0	0	0	0	0	0
2003 Season		12	0	2	2	4	0	0	0	0	0	0	0	7

#37 S Steve Gleason

Date	Opp.	GP	ST	TKL	AST	TOT	SACK	YDS	INT	PD	FF	FR	SIT	STA
9/7	at Sea	X	X	0	0	0	0	0	0	0	0	0	1	0
9/14	HOU	X	X	0	0	0	0	0	0	0	0	0	1	1
9/21	at Tenn	X	X	0	0	0	0	0	0	0	0	0	0	0
9/28	IND	X	X	0	0	0	0	0	0	0	0	0	1	0
10/5	at Car	X	X	0	0	0	0	0	0	0	0	0	0	0
10/12	CHI	X	X	0	0	0	0	0	0	0	0	0	0	0
10/19	at Atl	X	X	0	0	0	0	0	0	0	0	0	2	0
10/26	CAR	X	X	0	0	0	0	0	0	0	0	0	1	0
11/2	at TB	X	X	0	0	0	0	0	0	0	0	0	2	1
11/16	ATL	X	X	0	0	0	0	0	0	0	0	0	1	0
11/23	at Phi	X	X	0	0	0	0	0	0	0	0	0	1	1
11/30	at Was	X	X	0	0	0	0	0	0	0	0	0	1	0
12/7	TB	X	X	0	0	0	0	0	0	0	0	0	1	0
12/14	NYG	X	X	0	0	0	0	0	0	0	0	0	2	1
12/21	at Jax	X	X	0	0	0	0	0	0	0	0	0	1	1
12/28	Dal	X	X	0	0	0	0	0	0	0	0	0	1	0
2003 Season		16	0	0	0	0	0	0	0	0	0	0	14	7

#94 DE Charles Grant

Date	Opp.	GP	ST	TKL	AST	TOT	SACK	YDS	INT	PD	FF	FR
------	------	----	----	-----	-----	-----	------	-----	-----	----	----	----

2003 INDIVIDUAL STATISTICS

2003 TURNOVERTABLE

Defense

Date	Opp.	#56 LB Orlando Ruff							INT	PD	FF	FR	STT	STA
		GP	ST	TKL	AST	TOT	SACK/YDS							
9/7	at Sea	X	X	0	0	0	0	0	0	0	0	0	0	0
9/14	HOU	X	X	0	0	0	0	0	0	0	0	0	3	0
9/21	at Tenn	X	X	0	0	0	0	0	0	0	0	0	0	0
9/28	IND	X	X	0	0	0	0	0	0	0	0	1	0	0
10/5	at Car	X	X	10	0	10	0	0	0	0	0	0	0	0
10/12	CHI	X	X	5	1	6	0	0	0	0	0	0	0	0
10/19	at Atl	X	X	3	0	3	0	0	0	0	0	0	0	0
10/26	CAR	X	X	4	1	5	0	0	0	0	0	0	0	0
11/2	at TB	X	X	2	3	5	0	0	0	0	0	0	0	0
11/2	ATL	X	X	5	4	9	0	0	0	0	0	0	0	0
11/16	at Phi	X	X	5	0	5	0	0	0	0	0	0	0	0
11/30	at Was	X	X	3	2	5	0	0	0	0	0	0	1	0
12/7	TB	X	X	7	3	10	0	1	0	0	0	0	0	0
12/14	NYG	X	X	1	2	3	0	0	0	0	0	0	0	0
12/21	at Jax	X	X	4	2	6	0	0	0	0	0	0	0	0
12/28	Dal	X	X	4	2	6	0	0	0	0	0	0	0	0
2003 Season		16	10	53	20	73	0	1	0	0	0	0	4	1

Date	Opp.	#54 LB Darren Smith							INT	PD	FF	FR	STT	STA	
		GP	ST	TKL	AST	TOT	SACK/YDS								
9/7	at Sea	X	X	3	8	11	0	0	0	1	0	0	0	0	0
9/14	HOU	X	X	4	0	4	0	0	0	1	3	0	0	0	0
9/21	at Tenn	X	X	3	1	4	0	0	0	0	0	0	0	0	0
9/28	IND	X	X	7	3	10	0	0	0	0	0	0	0	0	0
10/5	at Car	X	X	6	3	9	0	0	0	0	0	0	0	0	0
10/12	CHI	X	X	1	2	3	0	0	0	0	0	0	0	0	0
10/19	at Atl	X	X	1	0	1	0	0	0	0	0	0	0	0	0
10/26	CAR	X	X	7	3	10	0	0	0	2	0	0	0	0	0
11/2	at TB	X	X	3	1	4	1	10	0	0	0	0	0	0	0
11/2	ATL	Inactive													
11/16	at Phi	Inactive													
11/30	at Was	X	X	4	1	5	0	0	0	0	0	0	0	0	0
12/7	TB	X	X	3	2	5	0	0	0	0	0	0	0	0	0
12/14	NYG	X	X	1	0	1	0	0	0	0	0	0	0	0	0
12/21	at Jax	X	X	6	0	6	0	0	0	0	0	0	0	0	0
12/28	Dal	X	X	2	1	3	0	0	0	0	0	0	0	0	0
2003 Season		14	10	51	25	76	1	10	1	6	0	0	0	0	0

Date	Opp.	#90 DT Kenny Smith							INT	PD	FF	FR	STT	STA	
		GP	ST	TKL	AST	TOT	SACK/YDS								
9/7	at Sea	X	X	0	1	1	0	0	0	0	0	0	0	0	0
9/14	HOU	X	X	1	0	1	0	0	0	0	0	0	0	0	0
9/21	at Tenn	X	X	3	1	4	0	0	0	0	1	0	0	0	0
9/28	IND	X	X	2	2	4	0	0	0	0	0	0	0	0	0
10/5	at Car	Inactive													
10/12	CHI	X	X	3	1	4	0	0	0	0	0	0	0	0	0
10/19	at Atl	X	X	1	3	4	0	0	0	0	0	0	0	0	0
10/26	CAR	X	X	3	1	4	0	0	0	0	0	0	0	0	0
11/2	at TB	X	X	2	0	2	0	0	0	0	0	0	0	0	0
11/16	ATL	X	X	1	1	2	0	0	1	0	0	0	0	0	0
11/23	at Phi	X	X	3	1	4	0	0	0	0	0	0	0	0	0
11/30	at Was	X	X	2	0	2	0	0	0	0	0	0	0	0	0
12/7	TB	X	X	3	2	5	1	6	0	0	0	0	0	0	0
12/14	NYG	X	X	1	2	3	0	0	0	0	0	0	0	0	0
12/21	at Jax	X	X	0	2	2	0	0	0	0	0	0	0	0	0
12/28	Dal	X	X	3	2	5	0	0	0	0	0	0	0	0	0
2003 Season		15	9	28	19	47	1	6	0	1	0	0	1	0	0

Date	Opp.	#97 DT Johnathan Sullivan							INT	PD	FF	FR	STT	STA	
		GP	ST	TKL	AST	TOT	SACK/YDS								
9/7	at Sea	X	X	2	1	3	0	0	0	0	0	0	0	0	0
9/14	HOU	X	X	1	1	1	1	8	0	0	0	0	0	0	0
9/21	at Tenn	X	X	1	1	1	1	8	0	0	0	0	0	0	0
9/28	IND	Inactive													
10/5	at Car	Inactive													
10/12	CHI	X	X	1	0	1	0	0	0	0	0	0	0	0	0
10/19	at Atl	X	X	2	1	3	0	0	0	0	0	0	0	0	0
10/26	CAR	X	X	3	0	3	0	0	0	0	0	0	0	0	0
11/2	at TB	X	X	2	0	2	0	0	0	0	0	0	0	0	0
11/16	ATL	X	X	1	0	1	0	0	0	0	0	0	0	0	0
11/23	at Phi	X	X	5	0	5	0	0	1	0	0	0	0	0	0
11/30	at Was	X	X	2	1	3	0	0	0	0	0	0	0	0	0
12/7	TB	X	X	2	1	3	0	0	0	0	0	0	0	0	0
12/14	NYG	X	X	1	1	2	0	0	0	0	0	0	0	0	0
12/21	at Jax	X	X	4	0	4	0	0	1	0	0	0	0	0	0
12/28	Dal	X	X	4	0	4	0	0	0	1	0	0	0	0	0
2003 Season		14	13	32	6	38	1	8	0	2	1	0	0	0	0

Date	Opp.	#22 CB Fred Thomas							INT	PD	FF	FR	STT	STA	
		GP	ST	TKL	AST	TOT	SACK/YDS								
9/7	at Sea	X	X	3	1	4	0	0	0	0	0	0	0	0	0
9/14	HOU	X	X	3	2	5	0	0	1	0	0	1	0	0	0
9/21	at Tenn	X	X	4	4	8	0	0	3	0	0	1	0	0	0
9/28	IND	X	X	4	2	6	0	0	0	0	0	0	0	0	0
10/5	at Car	X	X	8	1	9	0	0	1	1	0	0	0	0	0
10/12	CHI	X	X	7	0	7	1	13	0	2	1	0	0	0	0
10/19	at Atl	X	X	1	2	3	0	0	1	3	0	0	0	0	0
10/26	CAR	X	X	5	1	6	0	0	3	0	0	0	0	0	0
11/2	at TB	X	X	6	0	6	0	0	1	0	1	0	0	0	0
11/16	ATL	X	X	5	1	6	0	0	1	2	0	0	0	0	0
11/23	at Phi	X	X	4	2	6	0	0	0	0	0	0	0	1	0
11/30	at Was	X	X	4	0	4	0	0	1	2	0	0	0	0	0
12/7	TB	X	X	3	2	5	0	0	1	1	0	0	0	0	0
12/14	NYG	X	X	6	3	9	0	0	1	1	0	0	0	0	0
12/21	at Jax	X	X	4	1	5	0	0	1	1	0	0	0	0	0
12/28	Dal	X	X	9	1	10	0	0	0	0	0	0	0	0	0
2003 Season		16	14	76	23	99	1	13	4	21	2	1	2	1	0

Date	Opp.	#98 DE Willie Whitehead							INT	PD	FF	FR	STT	STA	
		GP	ST	TKL	AST	TOT	SACK/YDS								
9/7	at Sea	X	X	2	2	4	0.5	4	0	0	0	0	0	0	0
9/14	HOU	X	X	8	1	9	2	12	0	0	0	0	0	0	0
9/21	at Tenn	X	X	5	2	7	0	0	0	0	0	0	0	0	0
9/28	IND	X	X	3	1	4	0	0	0	0	0	0	0	0	0
10/5	at Car	X	X	7	1	8	0	0	0	0	0	0	0	0	0
10/12	CHI	X	X	2	2	4	0	0	0	0	0	1	0	0	0
10/19	at Atl	X	X	3	1	4	0	0	0	0	0	0	0	0	0
10/26	CAR	X	X	4	1	5	0	0	0	0	0	0	0	0	0
11/2	at TB	X	X	5	0	5	3	17	0	1	1	0	0	0	0
11/16	ATL	X	X	0	1	1	0	0	0	0	0	0	0	0	0
11/23	at Phi	Inactive													
11/30	at Was	X	X	0	1	1	0	0	0	0	0	0	0	0	0
12/7	TB	Inactive													
12/14	NYG	Inactive													
12/21	at Jax	Inactive													
12/28	Dal	Inactive													
2003 Season		11	10	39	13	52	5.5	33	0	1	1	1	0	0	0

Date	Opp.	#96 DE Melvin Williams							INT	PD	FF	FR	STT	STA	
		GP	ST	TKL	AST	TOT	SACK/YDS								
9/7	at Sea	DNP													
9/14	HOU	X	X	1	0	1	0	0	0	0	0	0	0	0	0
9/21	at Tenn	X	X	2	0	2	0	0	0	0	0	0	0	0	0
9/28	IND	X	X	0	1	1	0	0	0	0	0	0	0	0	0
10/5	at Car	X	X	0	2	2	0	0	0	0	0	0	0	0	0
10/12	CHI	X	X	2	0	2									

Saints Giveaways

Opp	Qtr	Turnover	Spot*	Result
at Sea.	2	Lewis fumble recovered by Cochran	NO 38	Touchdown
at Sea.	3	Brooks intercepted by Okeafor	Sea. 44	Field Goal
at Sea.	3	Brooks intercepted by Okeafor	Sea. 35	Punt
at Sea.	4	Brooks fumble recovered by Brown	NO 30	Field Goal
at Hou.		None		
at Ten.	1	M. Williams fumble recovered by Calico	NO 38	Touchdown
at Ten.	3	Stallworth fumble recovered by Rolle	NO 37	Touchdown
vs. Ind.	1	Brooks intercepted by Nelson	NO 23	Touchdown
vs. Ind.	3	Brooks fumble recovered by M. Washington	NO 12	Touchdown
vs. Ind.	3	Brooks intercepted by Nelson	NO 18	Touchdown
vs. Ind.	4	Brooks fumble recovered by Freeney returned 19 yds.		Touchdown
at Car.	2	Brooks intercepted by Howard	Car. 29	Fumble
vs. Chi.		None		
at Atl.	4	Bouman fumble recovered by Stewart	Atl. 22	Punt
vs. Car.	1	Brooks fumble recovered by Morgan	NO 25	Touchdown
vs. Car.	3	Brooks intercepted by Witherspoon	Car. 24	Punt
vs. Car.	OT	McAllister fumble recovered by Jenkins	Car. 38	Field Goal
at TB	3	Brooks intercepted by Brooks	NO 46	Interception
vs. Atl.	1	Brooks intercepted by McBride for 15 yd. ret.		Touchdown
vs. Atl.	2	Brooks intercepted by Bolden	NO 5	Touchdown
vs. Atl.	4	McAllister fumble recovered by E. Johnson	Atl. 17	Fumble
vs. Atl.	OT	McAllister fumble recovered by Stewart	Touchback	Missed field goal
at Phi.	1	Brooks fumble recovered by Vincent	Touchback	Touchdown
at Phi.	2	Brooks fumble recovered by Kalu	50	Touchdown
at Phi.	3	Pathon fumble recovered by Kalu	NO 22	Field Goal
vs. TB	2	Brooks fumble recovered by Phillips	NO 37	Touchdown
vs. TB	3	Brooks fumble recovered by McFarland	TB 30	Punt
vs. TB	4	Brooks fumble recovered by Darby	TB 9	Blocked Field Goal
vs. NYG	1	Brooks fumble recovered by Jones	NO 39	Touchdown
at Jax	4	McAllister fumble recovered by Mathis	Jax 47	Blocked Field Goal
vs. Dal.		None		

Giveaway Totals: 29 giveaways (8 interception, 21 fumbles), 107 points (14 TD, 4 FG)

*Spot where the turnover was made

2003 Transactions Log

January

28 – Signed T **P.J. Alexander**, WR **Kerwin Cook**, QB **Chris Finlen**, FB **Demetrius Smith**, WR **Nate Turner**, S **Corey Hall**, DT **Jovon Bush**, C **Terence Wagner** and RB **Walt Williams**.
30 – Signed DE **Greg White** and OT **Jared Peck**.

February

13 – **Jerry Palmieri** hired as asst. strength & conditioning coach.
20 – Defensive backs/assistant head coach **Mike Riley** resigned to accept head coaching position at Oregon State.
26 – Assistant wide receivers coach **Jim Hostler** resigned to accept QB coach position at the New York Jets. **Joe Baker** is promoted to defensive backs coach after serving as assistant defensive backs coach. **Danny Langsdorf** promoted to assistant wide receivers coach after serving as offensive assistant/quality control. **John Misciagna** hired as offensive assistant/quality control.

March

5 – Signed CB **Ashley Ambrose** (four-year contract), T **Wayne Gandy** (six-year contract) and LB **Orlando Ruff** (three-year contract).
Signed DB **Shawn Byrdson**, WR **Terrell Harris**, G **Melvin Paige** and P **Casey Roussel**.
7 – Signed P **Mitch Berger** to five-year contract; Agreed to terms with K **John Carney** on a five-year contract.
11 – Signed K **John Carney** to five-year contract.
13 – Traded sixth-round pick to Minnesota for QB **Todd Bouman**.
17 – Re-signed LB **Curtis Holden**.
19 – Re-signed RB **Fred McAfee** to one-year contract. Signed DT **John Schlecht**.
21 – Traded T **Kyle Turley** to St. Louis Rams for 2004 second-round pick.
25 – Signed RB **Tavian Banks**.

April

3 – Re-signed T **Scott Sanderson** (UFA).
14 – Signed TE **Ernie Conwell** (UFA) five-year contract.
19 – Traded third- and seventh-round picks and undisclosed 2004 pick to New England for S **Tebucky Jones**; Re-signed RB **Curtis Keaton** (RFA) and TE **Boo Williams** (ERFA).
25 – Agreed to terms with DE/DT **Willie Whitehead** (UFA) on a three-year contract.
26 – Traded two No. 1 picks (17th and 18th overall) to the Arizona Cardinals for the sixth overall selection. As part of trade, the two clubs also swapped second-round picks and the Saints received Arizona's fourth-round selection.

27 – Traded DT **Norman Hand** to Seattle for the Seahawks' sixth-round selection (203rd overall) in 2003 NFL Draft.

May

1 – Waived G **Wally Williams**.
8 – Re-signed CB **Michael Hawthorne** (RFA).
12 – Re-signed S **Steve Gleason** (ERFA) and LB **Roger Knight** (ERFA).
27 – Traded seventh-round draft pick in 2004 to the Miami Dolphins for LB **Derrick Rodgers**.
28 – Waived P **Casey Roussel**.
29 – Claimed CB **Steve Smith** off waivers (Jacksonville).

June

2 – Signed WR **Kareem Kelly** (D6-03) and DE **Melvin Williams** (D5-03).
9 – Terminated the contract of P **Casey Roussel**.
16 – Signed WR **Terrill Shaw** (FA).
18 – Signed C **Jerry Fontenot** (UFA).
19 – Signed T **Scot Osborne** (FA).
20 – Claimed WR **Will Pettis** off waivers from Dallas.

July

17 – Signed G **Peter Heyer** (FA).
23 – Signed WR **Talman Gardner** to a three-year contract, waived CB **Shawn Byrdson** and LB **Kory Mossoni**.
25 – Agreed to terms on two-year contract with DT **Henry Ford** (FA); Agreed to terms on three-year contracts with T **Jon Stinchcomb** (D2-03), LB **Cie Grant** (D3-03) and G **Montrae Holland** (D4-03).
26 – Declared DE **Melvin Williams** Non-Football Injury; Declared T **Scott Sanderson** Physically Unable to Perform; Signed WR **Michael Lewis** (ERFA) to one-year contract.
28 – Signed DT **Henry Ford** (FA) to two-year contract; Waived WR **Marquis Horn**.
29 – Signed WR **Ira Gooch** (FA); Claimed QB **Tory Woodbury** off waivers (NYJ); Waived TE **Mario Jackson** and DE **Abdul Salam-Noah**.
30 – Agreed to terms with DT **Johnathan Sullivan** (D1-03) on a seven-year contract; waived CB **Steve Smith**.

August

1 – Terminated the contract CB **Steve Smith**.
4 – Signed TE **Mario Jackson** (FA) and waived K **Luke Manget**.
5 – Waived WR **Will Pettis**; Re-signed K **Luke Manget**; DE **Melvin Williams** passed physical.
8 – Signed G/T **Shawn Draper**; waived K **Luke Manget**.
13 – Signed FB **Jeremy Allen** and CB **Reggie Doster**. Waived/injured G **Chad Setterstrom**.

TRANSACTIONSLOG

and FB **Spencer Frederick**.

18 – Signed RB **Ki-Jana Carter** to a one-year contract and waived TE **Mario Jackson**.

19 – Waived RB **Tavian Banks**. Claimed CB **B.J. Tucker** off waivers from the Dallas Cowboys.

20 – Traded DT **Martin Chase** to the Washington Red-skins for an undisclosed selection in the 2004 NFL Draft.

25 – Waived CB **Reggie Doster**, G **Shawn Draper**, CB **Lynaris Elpheage**, WR **Ira Gooch**, S **Corey Hall** (injury settlement), WR **Terrell Harris**, RB **Curtis Keaton**, P **Mark Mariscal**, T **Jared Peck**, WR **Terrill Shaw**, FB **Demetrius Smith** and RB **Walt Williams**.

26 – Waived/injury settlement LB **J.J. Jones**.

27 – Placed LB **Curtis Holden** on reserve/injured.

31 – Released FB **Jeremy Allen**, DT **Kendrick Allen**, WR **Talman Gardner**, G **Peter Heyer**, WR **Kareem Kelly**, G **Scot Osborne**, G **Melvin Paige**, DE **John Schlecht**, CB **B.J. Tucker**, C **Terence Wagner**, DE **Greg White**, QB **Tory Woodbury**, RB **Ki-Jana Carter**, T **Scott Sanderson** and TE **David Sloan**.

Waived/Injured DT **Jovon Bush** and QB **Chris Finlen**; Placed S **Mel Mitchell** (knee) on reserve/injured. Other reserve list additions: WR **Kerwin Cook** (Reserve, Non-Football Injury EL), LB **Derrick Rodgers** (Reserve/Suspended by Commissioner), WR **Nate Turner** (Reserve, Non-Football Injury EL).

September

3 – Signed FB **Jeremy Allen**, DT **Kendrick Allen**, WR **Talman Gardner**, DB **Leonard Myles** and C **Terence Wagner** to practice squad. Waived DT **Jovon Bush** from Reserve/Injured-Injury Settlement list.

8 – One-game suspension lifted on LB **Derrick Rodgers** by Commissioner; Waived LB **Travis Carroll**.

10 – Signed RB **Ki-Jana Carter** to one-year contract, waived S **Michael Hawthorne**.

16 – Signed S **Victor Green**, waived QB **J.T. O'Sullivan**.

2004 TransactionsLog

January

6 – Signed DB **Ahmad Brooks**, TE **Dan Curley**, WR **Chris Vance** and DT **Kevin Watson**.

8 – Signed T **Ben Archibald**.

9 – Signed RB **Ronney Jenkins**, LB **LaMarcus McDonald**.

14 – Hired **Jimmy Robinson** as wide receivers coach; Signed WR **Nathan Black** and OL **Shawn Draper**.

16 – Hired **John Pease** as defensive line coach.

22 – Agreed to terms on a three-year contract

20 – Signed QB **J.T. O'Sullivan**; waived RB **Ki-Jana Carter**.

23 – Signed RB **Ki-Jana Carter**; waived WR **Derrick Lewis**. Waived LB **Curtis Holden**.

October

4 – Signed DT **Kenderick Allen** and WR **Talman Gardner** from the practice squad. Waived T **P.J. Alexander**. Terminated the contract of DT **Henry Ford**.

7 – CB **Keyuo Craver** suspended by NFL for four games for violating substance abuse policy. DT **Henry Ford** re-signed.

8 – Signed WR **Michael Lewis** to extension through 2005.

21 – Contract of T **P.J. Alexander** claimed off practice squad by Denver Broncos, contract terminated.

November

3 – Waived DT **Grady Jackson** (claimed by Green Bay).

4 – Reinstated CB **Keyuo Craver** from Reserve. Suspended.

14 – CB **Keyuo Craver** active-list exemption lifted.

20 – TE **Ernie Conwell** placed on reserve/injured list. Signed C **Terence Wagner** from practice squad.

26 – Signed RB **Lamar Smith** and signed WR **Derrick Lewis** from practice squad; Placed RB **Ki-Jana Carter** on reserve/injured list and waived C **Terence Wagner**.

December

3 – Signed TE **David Sloan**, terminated contract of DT **Henry Ford**.

6 – Signed DT **Howard Green** to active roster from practice squad. Placed CB **Dale Carter** on reserve/injured.

10 – Signed C **Terence Wagner**. Placed RB **James Fenderson** on reserve/injured.

19 – Placed T **Spencer Folau** on reserve/injured.

26 – Signed DE **Tony Bryant** and WR **Phil McGeoghan**. Placed G **LeCharles Bentley** on reserve/injured.

30 – Signed DB **Fred Booker** and DB **Maurice Tucker**.

with TE **Boo Williams** (RFA); Signed RB **Tavian Banks**.

26 – Allocated six players to NFL Europe: DB **Ahmad Brooks**, WR **Derrick Lewis**, LB **LaMarcus McDonald**, QB **J.T. O'Sullivan**, G **Chad Setterstrom** and DT **Kevin Watson**.

February

23 – Designated DE **Darren Howard** (UFA) as Franchise Player.

26 – Offered one-year tenders to restricted free

TRANSACTIONSLOG

agents LB **Sedrick Hodge**, DT **Kenny Smith** and LB **Roger Knight**; Signed WR **Germane Crowell** (FA) to one-year contract.

March

2 – Re-signed CB **Fakhir Brown** (UFA) to two-year contract.

3 – Agreed to terms with LB **Derrick Rodgers** (UFA) on a three-year contract.

4 – Signed RB **Aaron Stecker** (UFA-TB) to a four-year contract; Re-signed CB **Fred Thomas** (UFA) to a four-year contract.

8 – Agreed to terms with DT **Brian Young** (UFA-StL)

11 – Signed RB **Lamar Smith** (UFA) to a one-year contract.

12 – Agreed to terms on a three-year contract with T **Spencer Folau** (UFA).

16 – Signed FB **Sam Gash** (UFA-Buf) to a one-year contract; Released CB **Dale Carter**, K **Matt Simonton** and DT **Kevin Watson**.

17 – Signed T **Spencer Folau** (UFA) to a three-year contract.

19 – Offer sheet executed to FB **Bryan Johnson** (RFA) from the Washington Redskins. The Redskins have one week to match.

25 – Signed G/C **Jamar Nesbit** (UFA-Jax) to three-year contract.

26 – Washington Redskins opt to match offer sheet executed to FB **Bryan Johnson** (RFA).

April

1 – Signed LB **Roger Knight** (ERFA) to one-year contract.

8 – Traded fifth-round pick (150th overall) in 2004 NFL Draft to the Jacksonville Jaguars for CB **Jason Craft**.

13 – Signed P **Mark Mariscal** (FA).

22 – Signed LB **Sedrick Hodge** (RFA).

24 – Traded a second-round pick (48th overall) to the Minnesota Vikings and received their second- (50th overall) and fifth-round (151st overall) choices. Traded a third-round pick (81st overall) to the Washington Redskins and received their second-round choice in 2005. Also as part of that trade, New Orleans and Washington swapped fifth-round picks, with the Saints taking the Redskins' 139th overall selection and Washington receiving the 151st pick.

25 – Traded the sixth- (182nd overall) and seventh (206th overall) picks to the Dallas Cowboys for their fifth-round choice (156th overall).

26 – Agreed to terms with TE **Kyle Acker**, S **Brent Hafford**, G **Augie Hoffman**, G **Chris McKelvy**, FB **Nate Schurman**, K **Brent Smith** and QB **Ryan Sorahan**.

29 – Signed DE/DT **Kenny Smith** (RFA).

30 – Signed DE **Darren Howard** (Franchise Player) to one-year contract tendered by the club. Signed TE **Kyle Acker**, S **Brent Hafford**, G **Augie Hoffman**, G **Chris McKelvy**, FB **Nate Schurman**, K **Brent Smith** and QB **Ryan Sorahan**.

May

10 – Signed TE **Lamont Hall** (FA) to a one-year contract.

12 – Waived K **Brent Smith**.

13 – Re-signed C **Jerry Fontenot** (UFA) to a one-year contract; Signed K **Nicholas Setta**.

20 – Re-signed RB **Ki-Jana Carter** (UFA) to a one-year contract.

! worthnoting



With 133 yards on nine receptions vs. the New York Giants on Dec. 14, WR **Joe Horn** recorded the 19th 100-yard receiving game in New Orleans, moving past WR **Eric Martin's** (1985-93) former club record of 18. The Saints are 16-3 when Horn reaches triple digits since he joined the team in 2000.

Horn has 4,890 yards since 2000 and last season moved past WR **Danny Ambramowicz** (4,875 from 1967-73) for second in club history. Martin holds the franchise record with 7,854 yards from 1985-93. Horn is the only player in club history to reach 1,000 yards receiving in three-straight years (2000-02). He was on the inactive list with a shoulder injury in the 2003 finale vs. Dallas and fell 27 yards short of posting 1,000 receiving yards for a fourth-straight season.



ORGANIZATION

PLAYERS

REVIEW

RECORDS

HISTORY

SPECIFICS

ORGANIZATION

PLAYERS

REVIEW

RECORDS

HISTORY

SPECIFICS



AT SEATTLE 1

SEAHAWKS: 27 SAINTS: 10
SEAHAWKS STADIUM
SEATTLE, WASH. - 9/07/03
ATTENDANCE: 52,250 TIME: 3:05

The Saints' first trip to Seahawks Stadium was spoiled by a 21-point second quarter by Seattle, a scoring burst from which New Orleans was unable to recover.

The Saints took a 3-0 lead in the first quarter on a 33-yard field goal by K John

Carney. Early in the second quarter, Seattle drove 89 yards on eight plays - including a 29-yard catch by WR Darrell Jackson and runs of 15, 11 and seven yards by RB Shaun Alexander. The running back capped the drive with a one-yard plunge for a touchdown.

A fumble by WR Michael Lewis on the New Orleans 35 put the Seahawks in scoring position again moments later. Seattle WR Koren Robinson hauled in a 35-yard TD pass on second

down to give the Seahawks a 14-0 lead. Seattle would push ahead by 18 points near the end of the quarter on a 10-yard TD pass from QB Matt Hasselbeck to Alexander. The Seahawks took a 21-3 lead into halftime.

That lead extended to three touchdowns with 3:17 remaining in the third quarter when K Jeff Brown drilled a

37-yard field goal. The Saints would drive to the Seattle 29 on the following possession, but a premature shotgun snap resulted in a fumble by QB Aaron Brooks.

Brooks would toss a two-yard touchdown to WR Joe Horn in the fourth

! notebook

WR Donté Stallworth set a career high with eight catches for 101 yards.

RB Deuce McAllister rushed for 99 yards on 22 carries and added 35 yards on eight receptions.

Veteran LB Darrin Smith led the defense with 10 tackles. He has reached double digits in stops 14 times since signing with New Orleans in 2000.

The Saints converted 10 of 19 (53 percent) on third down.

quarter, and Brown later added another field goal for the Seahawks.

"If you break it down, there was a lot of good and a lot of bad," said Coach Jim Haslett after the game. "On defense we played 13 series - 10 very good and three very bad series. On offense we had drive-killers. Every time we would get something going, we would have a penalty."

SAINTS-SEAHAWKS GAME SUMMARY

New Orleans Saints (0-1)	3	0	0	7	-	10
Seattle Seahawks (1-0)	0	21	3	3	-	27

Team	Qtr	Time	Play Description (Extra Point) (Drive Info)	V-H
NO	1	5:20	Carney 33 FG (9-28, 4:24)	3-0
SEA	2	6:52	Alexander 1 run (J. Brown kick) (8-89, 4:23)	3-7
SEA	2	5:43	Robinson 35 pass from Hasselbeck (J. Brown kick) (2-38, 0:47)	3-14
SEA	2	0:17	Alexander 10 pass from Hasselbeck (J. Brown kick) (9-77, 1:50)	3-21
SEA	3	6:41	J. Brown 37 FG (7-3, 3:17)	3-24
NO	4	8:47	Horn 2 pass from Brooks (Carney kick) (11-84, 5:04)	10-24
SEA	4	1:01	J. Brown 25 FG (7-23, 2:09)	10-27

FIELD GOALS (made (I) and missed)

NO: Carney (33)

SEA: J. Brown (37), (25)

NEW ORLEANS SAINTS						SEATTLE SEAHAWKS					
RUSHING	ATT	YDS	AVG	LG	TD	RUSHING	ATT	YDS	AVG	LG	TD
McAllister	22	99	4.5	10	0	Alexander	24	108	4.5	15	1
Brooks	2	2	1.0	2	0	Strong	5	32	6.4	20	0
M. Lewis	1	2	2.0	2	0	Hasselbeck	4	11	2.8	11	0
Total	25	103	4.1	10	0	Total	33	151	4.6	20	1

NEW ORLEANS SAINTS						SEATTLE SEAHAWKS					
PASSING	ATT	CMP	YDS	SK/YD	TD	PASSING	ATT	CMP	YDS	SK/YD	TD
Brooks	47	29	274	3/18	1	Hasselbeck	23	12	137	3/18	2
Total	47	29	274	3/18	1	Total	23	12	137	3/18	2

NEW ORLEANS SAINTS						SEATTLE SEAHAWKS					
RECEIVING	NO	YDS	AVG	LG	TD	RECEIVING	NO	YDS	AVG	LG	TD
Stallworth	8	101	12.6	30	0	Robinson	3	56	18.7	35	1
McAllister	8	35	4.4	13	0	Jackson	3	53	17.7	29	0
Horn	7	83	11.9	42	1	Alexander	2	16	8.0	10	1
Conwell	4	38	9.5	16	0	Strong	2	9	4.5	6	0
Pathon	2	17	8.5	10	0	Mili	1	2	2.0	2	0
Total	29	274	9.4	42	1	Engram	1	1	1.0	1	0
						Total	12	137	11.4	35	2

NEW ORLEANS SAINTS						SEATTLE SEAHAWKS					
INTERCEPTIONS	NO	YDS	AVG	LG	TD	INTERCEPTIONS	NO	YDS	AVG	LG	TD
Total	0	0	0.0	0	0	Okefor	1	18	18.0	18	0
						Total	1	18	18.0	18	0

NEW ORLEANS SAINTS						SEATTLE SEAHAWKS					
PUNTING	NO	YDS	AVG	TB	I20	LG	PUNTING	NO	YDS	AVG	TB
Berger	5	230	46.0	0	2	56	Rouen	7	296	42.3	0
Total	5	230	46.0	0	2	56	Total	7	296	42.3	0

NEW ORLEANS SAINTS						SEATTLE SEAHAWKS					
PUNT RET.	NO	YDS	AVG	FC	LG	TD	PUNT RET.	NO	YDS	AVG	FC
Lewis	4	31	7.8	3	9	0	Engram	3	25	8.3	2
Returns	4	31	7.8	3	9	0	Returns	3	25	8.3	2

NEW ORLEANS SAINTS						SEATTLE SEAHAWKS					
KICKOFF RET.	NO	YDS	AVG	FC	LG	TD	KICKOFF RET.	NO	YDS	AVG	FC
Lewis	4	96	24.0	0	37	0	Morris	2	46	23.0	0
McAfee	1	16	16.0	0	16	0	K. Carter	1	19	19.0	0
Returns	5	112	22.4	0	37	0	Returns	3	65	21.7	0

TEAM STATISTICS	NO	SEA
TOTAL FIRST DOWNS	20	17
By Rushing	5	10
By Passing	14	6
By Penalty	1	1
3rd DOWN EFFICIENCY	10-19-53%	3-12-25%
4th DOWN EFFICIENCY	0-1-0%	0-0-0%
TOTAL NET YARDS	359	270
Total Plays	75	59
Avg. Per Play	4.8	4.6
NET YARDS RUSHING	103	151
Total Rushes	25	33
Avg. Per Play	4.1	4.6
Tackles For Loss-Yds.	0-0	2-5
NET YARDS PASSING	256	119
Sacked-Yds. Lost	3-18	3-18
Gross Yards	274	137
PASSING: Att.-Comp.-INT	47-29-1	23-12-0
Avg. Per Play	5.1	4.6
KICKOFFS: No.-in EZ-Touchbacks	3-0-0	6-1-1
PUNTS: No.-Avg.	5-46.0	7-42.3
Had Blocked FGs - PATs HAD BLKD.	0	0
Net Punting Avg.	41.0	37.9
TOTAL RETURN YARDAGE	31	43
No. and Yards Punt Returns	4-31	3-25
No. and Yards Kickoff Returns	5-112	3-65
No. and Yards Interception Returns	0-0	1-18
PENALTIES: No.-Yds.	11-114	3-20
FUMBLES: No. - Lost	3-3	2-0
TOUCHDOWNS	1	3
Rushing	0	1
Passing	1	2
Interceptions	0	0
EXTRA POINTS: Made-Att.	1-1	3-3
Kicking: Made-Att.	1-1	3-3
FIELD GOALS: Made-Att.	1-1	2-2
RED ZONE EFFICIENCY	1-2-50%	2-4-50%
GOAL-TO-GO EFFICIENCY	1-1-100%	2-3-67%
SAFETIES	0	0
FINAL SCORE	10	27
TIME OF POSSESSION	34:39	25:21



VS. HOUSTON

SAINTS: 31 TEXANS: 10
LOUISIANA SUPERDOME
NEW ORLEANS, LA. - 9/14/03
ATTENDANCE: 68,390 TIME: 3:24

New Orleans earned its first victory of 2003 with a 31-10 win over Houston. WR **Joe Horn** hauled in 10 passes in the contest for 111 yards as the Saints improved to 14-2 when the wideout reaches triple digits in receiving yardage.

A 24-yard touchdown run by RB **Deuce McAllister** gave the Saints a 7-0 lead late in the first quarter. The Texans tied the game in the second quarter when QB **David Carr** scrambled two yards for a touchdown, and Houston took the lead when K **Kris Brown** kicked a 30-yard field goal as time expired in the first half.

The Saints rallied with a scoring drive in the third quarter, marching 94 yards on nine plays on their opening drive. The possession was capped by a 35-yard touchdown pass from QB **Aaron Brooks** to WR **Donté Stallworth**. Later in the third quarter, a 38-yard pass from Brooks to WR **Joe Horn** set up a 39-yard field goal by K **John Carney**.

McAllister, who was held to 21 yards on seven carries in the first three quarters,

found his stride in the final 15 minutes. His 31-yard carry on the Saints' first drive of the fourth quarter helped set up a two-yard TD pass from Brooks to TE **Ernie Conwell**.

The Saints' linebacker corps notched two interceptions in the final quarter.

! notebook

DE Willie Whitehead, subbing for injured starter **Darren Howard**, tied his career high with two sacks.

The Saints' defense suffered injuries to three front-line players - CB **Dale Carter** (eye socket), LB **Sedrick Hodge** (knee) and DT **Johnathan Sullivan** (knee). The injuries to Carter and Sullivan would require surgery.

QB **Aaron Brooks** posted a passer rating of 111.5 by completing 18 of 27 for 189 yards and two touchdowns. It was the 15th game in his career with a rating of 100 or better, and the Saints improved to 11-4 in those contests.

In his first game with New Orleans, LB **Derrick Rodgers** had three passes defended and a 40-yard interception return for a TD.

Darrin Smith ended a Houston drive at the Texans 40 and returned the pick nine yards. And with 2:53 remainin in the contest, LB **Derrick Rodgers** intercepted Carr at the Houston 40 and raced for a touchdown.

SAINTS-TEXANS GAME SUMMARY

Houston Texans (1-1)	0	10	0	0	-	10
New Orleans Saints (1-1)	7	0	10	14	-	31

Team	Qtr	Time	Play Description (Extra Point) (Drive Info)	V-H
NO	1	1:24	McAllister 24 run (Carney kick) (7-52, 4:02)	0-7
HOU	2	10:17	Carr 2 run (K. Brown kick) (7-61, 3:00)	7-7
HOU	2	0:01	K. Brown 30 FG (9-57, 1:32)	10-7
NO	3	10:50	Stallworth 35 pass from Brooks (Carney kick) (9-64, 4:10)	10-14
NO	3	0:22	Carney 39 FG (9-57, 5:36)	10-17
NO	4	8:56	Conwell 2 pass from Brooks (Carney kick) (8-72, 4:23)	10-24
NO	4	2:43	Rodgers 40 INT return (Carney kick)	10-31

FIELD GOALS (made) and missed)

NO: Carney (39) HOU: K. Brown (30)

2 VS. HOUSTON

NEW ORLEANS SAINTS						HOUSTON TEXANS					
RUSHING	ATT	YDS	AVG	LG	TD	RUSHING	ATT	YDS	AVG	LG	TD
McAllister	20	96	4.8	31	1	Mack	13	31	2.4	10	0
Fenderson	3	8	2.7	4	0	Davis	6	23	3.8	7	0
Brooks	3	4	1.3	3	0	Carr	4	14	3.5	9	1
Horn	1	2	2.0	2	0	Simmons	1	7	7.0	7	0
Total	27	110	4.1	31	1	Total	24	75	3.1	10	1

NEW ORLEANS SAINTS						HOUSTON TEXANS					
PASSING	ATT	CMP	YDS	SK/YD	TD	PASSING	ATT	CMP	YDS	SK/YD	TD
Brooks	27	18	189	2/7	2	Carr	36	17	213	5/30	0
Total	27	18	189	2/7	2	Total	36	17	213	5/30	0

NEW ORLEANS SAINTS						HOUSTON TEXANS					
RECEIVING	NO	YDS	AVG	LG	TD	RECEIVING	NO	YDS	AVG	LG	TD
Horn	10	111	11.1	38	0	Johnson	5	71	14.2	20	0
McAllister	4	16	4.0	8	0	Gaffney	5	61	12.2	18	0
Stallworth	2	46	23.0	35	1	Bradford	2	43	21.5	31	0
Patton	1	14	14.0	14	0	Davis	2	26	13.0	15	0
Conwell	1	2	2.0	2	1	Miller	2	12	6.0	7	0
Total	18	189	10.5	38	2	Mack	1	0	0.0	0	0
						Total	17	213	12.5	31	0

NEW ORLEANS SAINTS						HOUSTON TEXANS					
INTERCEPTIONS	NO	YDS	AVG	LG	TD	INTERCEPTIONS	NO	YDS	AVG	LG	TD
Rodgers	1	40	40.0	40	1	Total	0	0	0.0	0	0
D. Smith	1	9	9.0	9	0						
Total	2	49	24.5	40	1						

NEW ORLEANS SAINTS						HOUSTON TEXANS							
PUNTING	NO	YDS	AVG	TB	I20	LG	PUNTING	NO	YDS	AVG	TB	I20	LG
Berger	7	334	47.7	0	2	59	Stanley	8	314	39.3	0	1	51
Total	7	334	47.7	0	2	59	Total	8	314	39.3	0	1	51

NEW ORLEANS SAINTS						HOUSTON TEXANS							
PUNT RET.	NO	YDS	AVG	FC	LG	TD	PUNT RET.	NO	YDS	AVG	FC	LG	TD
Lewis	4	15	3.8	2	7	0	Moses	5	32	6.4	1	12	0
[DOWNED]	2	0	0.0	0	0	0	[DOWNED]	1	0	0.0	0	0	0
Returns	4	15	3.8	2	7	0	Returns	5	32	6.4	1	12	0

NEW ORLEANS SAINTS						HOUSTON TEXANS							
KICKOFF RET.	NO	YDS	AVG	FC	LG	TD	KICKOFF RET.	NO	YDS	AVG	FC	LG	TD
Lewis	1	29	29.0	0	29	0	Davis	3	61	20.3	0	28	0
Allen	1	8	8.0	0	8	0	Miller	1	70	70.0	0	70	0
[TOUCHBACK]	1	0	0.0	0	0	0	Moses	1	18	18.0	0	18	0
Returns	2	37	18.5	0	29	0	[TOUCHBACK]	1	0	0.0	0	0	0
							Returns	5	149	29.8	0	70	0

TEAM STATISTICS	NO	HOU	NO	HOU
TOTAL FIRST DOWNS	16	12	10	0
By Rushing	3	4	4	0-0
By Passing	10	8	8	37.4
By Penalty	3	0	0	43.1
3rd DOWN EFFICIENCY	4-16-25%	8-17-47%	TOTAL RETURN YARDAGE	32
4th DOWN EFFICIENCY	2-3-67%	0-0-0%	No. and Yards Punt Returns	5-32
TOTAL NET YARDS	258	292	No. and Yards Kickoff Returns	5-149
Total Plays	65	56	No. and Yards Interception Returns	0-0
Avg. Per Play	4.0	5.2	PENALTIES: No.-Yds.	11-86
NET YARDS RUSHING	75	110	FUMBLES: No. - Lost	0-0
Total Rushes	24	27	TOUCHDOWNS	1
Avg. Per Play	3.1	4.1	Rushing	1
Tackles For Loss-Yds.	2-2	2-4	Passing	0
NET YARDS PASSING	183	182	Interceptions	0
Sacked-Yds. Lost	5-30	2-7	EXTRA POINTS: Made-Att.	1-1
Gross Yards	213	189	Kicking: Made-Att.	1-1
PASSING: Att.-Comp.-INT	36-17-2	27-18-0	FIELD GOALS: Made-Att.	1-1
Avg. Per Play	4.5	6.3	RED ZONE EFFICIENCY	0-0-0%
KICKOFFS: No.-in EZ-Touchbacks	3-1-1	6-2-1	GOAL-TO-GO EFFICIENCY	1-2-50%
PUNTS: No.-Avg.	8-39.3	7-47.7	SAFETIES	0
			FINAL SCORE	10
			TIME OF POSSESSION	27:47
				31
				32:13



AT TENNESSEE

GAME 3

TITANS: 27 SAINTS: 12
THE COLISEUM
NASHVILLE, TENN. - 9/21/03
ATTENDANCE: 68,809 TIME: 2:47

The Saints, despite cutting the Tennessee lead to eight points with 13:23 remaining, fell to 1-2 with a loss to the powerful Titans at The Coliseum in Nashville, Tenn.

New Orleans threatened by cutting the Titans' lead to 20-12 early in the final quarter on a 10-yard scoring pass from QB **Aaron Brooks** to WR **Jerome Pathon**. But Tennessee responded with a 14-play, 76-yard drive that took 7:10 off the clock and ended the Saints' comeback chances.

The Titans took the opening kickoff and drove for a 22-yard field goal by K **Gary Anderson** with 7:48 remaining in the first quarter. S **Jay Bellamy** stopped Tennessee TE **Shad Meier** short of a first down at the New Orleans 4 on third down to force the kick.

The Saints went three-and-out on the following possession and the punt was fielded at the Tennessee 14 by WR **Justin McCareins**. CB **Keyuo Craver** hit him immediately and caused a fumble that went airborne toward the Titans end zone. Tennessee CB **Tony Beckham** recovered the loose ball at the two, but his momentum carried him across the goal line. As defenders closed in, Beckham flipped the ball forward to

S **Lamont Thompson**, who was tackled in the end zone. The penalty for an illegal forward pass on Beckham resulted in a safety with 6:40 left in the quarter.

On the free kick by the Titans, DE **Melvin Williams** muffed the catch and the fumble was recovered by Tennessee's **Tyrone Calico** at the

! notebook

The Titans defense held RB **Deuce McAllister** to eight yards on 11 carries. It was the only contest in the first 12 games that he would rush for less than 96 yards.

WR **Jerome Pathon** caught four passes for a season-high 89 yards.

The first-quarter safety by Tennessee was the first scored by New Orleans since 2001 vs. the New York Jets.

38. Seven plays later, McCareins hauled in a two-yard TD pass to give the Titans a 10-2 lead with 1:52 remaining in the opening quarter.

The two teams traded field goals in the second quarter. On the Saints' first possession of the second half, WR **Donté Stallworth** fumbled after a catch in New Orleans territory, and the Titans added another TD seven plays later to take a 20-5 lead into the fourth quarter.

SAINTS - TITANS GAME SUMMARY

New Orleans Saints (1-2)	2	3	0	7	-	12
Tennessee Titans (2-1)	10	3	7	7	-	27

Team	Qtr	Time	Play Description (Extra Point) (Drive Info)	V-H
TENN	1	7:48	G. Anderson 22 FG (12-73, 7:12)	0-3
NO	1	6:03	Penalty enforced on Beckham in end zone for safety	2-3
TENN	1	1:52	McCareins 2 pass from McNair (Anderson kick) (7-38, 4:11)	2-10
TENN	2	5:06	G. Anderson 43 FG (15-72, 7:50)	2-13
NO	2	1:46	Carney 31 FG (8-57, 3:20)	5-13
TENN	3	10:41	Bennett 5 pass from McNair (Anderson kick) (7-37, 3:26)	5-20
NO	4	13:23	Pathon 10 pass from Brooks (Carney kick) (9-79, 5:18)	12-20
TENN	4	6:13	George 6 run (Anderson kick) (14-76, 7:10)	12-27
FIELD GOALS (made () and missed)				
NO:	Carney (31)	TENN:	G. Anderson (22) (43)	

3 @ TENNESSEE

NEW ORLEANS SAINTS							TENNESSEE TITANS								
RUSHING	ATT	YDS	AVG	LG	TD		RUSHING	ATT	YDS	AVG	LG	TD			
Brooks	4	15	3.8	11	0		George	29	100	3.4	16	1			
McAllister	11	8	0.7	7	0		McNair	4	7	1.8	6	0			
Total	15	23	1.5	11	0		Holcombe	2	-2	-1.0	1	0			
							Total	35	105	3.0	16	1			
PASSING	ATT	CMP	YDS	SK/YD	TD	LG	IN	PASSING	ATT	CMP	YDS	SK/YD	TD	LG	IN
Brooks	23	15	185	3/20	1	38	0	McNair	33	22	252	2/1	2	35	0
Total	23	15	185	3/20	1	38	0	Henrich	1	1	15	0/0	0	15	0
								Bennett	1	1	14	0/0	0	14	0
								Total	35	24	281	2/1	2	35	0
RECEIVING	NO	YDS	AVG	LG	TD			RECEIVING	NO	YDS	AVG	LG	TD		
Pathon	4	89	22.3	38	1			Bennett	8	105	13.1	35	1		
Conwell	4	47	11.8	19	0			McCareins	5	44	8.8	15	1		
McAllister	3	23	7.7	10	0			Meier	4	53	13.3	23	0		
Stallworth	2	20	10.0	15	0			Mason	4	47	11.8	17	0		
Horn	1	5	5.0	5	0			Kinney	2	28	14.0	14	0		
Williams	1	1	1.0	1	0			George	1	4	4.0	4	0		
Total	15	185	12.3	38	1			Total	24	281	11.7	35	2		
INTERCEPTIONS	NO	YDS	AVG	LG	TD			INTERCEPTIONS	NO	YDS	AVG	LG	TD		
Total	0	0	0.0	0	0			Total	0	0	0.0	0	0		
PUNTING	NO	YDS	AVG	TB	I20	LG		PUNTING	NO	YDS	AVG	TB	I20	LG	
Berger	3	139	46.3	1	2	52		Henrich	1	41	41.0	0	0	41	
Total	3	139	46.3	1	2	52		Total	1	41	41.0	0	0	41	
PUNT RET.	NO	YDS	AVG	FC	LG	TD		PUNT RET.	NO	YDS	AVG	FC	LG	TD	
[DOWNED]	1	0	0.0	0	0	0		McCareins	1	0	0.0	0	0	0	
Returns	0	0	0.0	0	0	0		[DOWNED]	1	0	0.0	0	0	0	
								[TOUCHBACK]	1	0	0.0	0	0	0	
								Returns	1	0	0.0	0	0	0	
KICKOFF RET.	NO	YDS	AVG	FC	LG	TD		KICKOFF RET.	NO	YDS	AVG	FC	LG	TD	
Lewis	5	111	22.2	0	26	0		Schifino	3	67	22.3	0	26	0	
McAfee	1	20	20.0	0	20	0		Returns	3	67	22.3	0	26	0	
Williams	1	0	0.0	0	0	0									
Returns	7	131	18.7	0	26	0									

TEAM STATISTICS	NO	TEN
TOTAL FIRST DOWNS	11	28
By Rushing	2	8
By Passing	8	18
By Penalty	1	2
3rd DOWN EFFICIENCY	3-8-38%	8-14-57%
4th DOWN EFFICIENCY	0-1-0%	1-1-100%
TOTAL NET YARDS	188	385
Total Plays	41	72
Avg. Per Play	4.6	5.3
NET YARDS RUSHING	23	105
Total Rushes	15	35
Avg. Per Play	1.5	3.0
Tackles For Loss-Yds.	3-10	5-12
NET YARDS PASSING	165	280
Sacked-Yds. Lost	3-20	2-1
Gross Yards	185	281
PASSING: Att.-Comp.-INT	23-15-0	35-24-0
Avg. Per Play	6.3	7.6
KICKOFFS: No.-in EZ-Touchbacks	3-0-0	7-0-0
PUNTS: No.-Avg.	3-46.3	1-41.0
Had Blocked FGs - PATs BLOCKED	0	0
Net Punting Avg.	39.7	41.0
TOTAL RETURN YARDAGE	0	0
No. and Yards Punt Returns	0-0	1-0
No. and Yards Kickoff Returns	7-131	3-67
No. and Yards Interception Returns	0-0	0-0
PENALTIES: No.-Yds.	5-27	4-14
FUMBLES: No. - Lost	3-2	2-1
TOUCHDOWNS	1	3
Rushing	0	1
Passing	1	2
Interceptions	0	0
EXTRA POINTS: Made-Att.	1-1	3-3
Kicking: Made-Att.	1-1	3-3
FIELD GOALS: Made-Att.	1-1	2-2
RED ZONE EFFICIENCY	1-2-50%	3-4-75%
GOAL-TO-GO EFFICIENCY	1-2-50%	3-5-60%
SAFETIES	1	0
FINAL SCORE	12	27
TIME OF POSSESSION	20:49	39:11



VS. **INDIANAPOLIS 4**

COLTS: 55 SAINTS: 21
 LOUISIANA SUPERDOME
 NEW ORLEANS, LA. - 9/28/03
 ATTENDANCE: 70,020 TIME: 3:01

Indianapolis QB **Peyton Manning** threw six touchdowns – the most for an opposing passer since 1969 – as the Colts broke a five-game losing streak to New Orleans and dropped the Saints to 1-3 on the season.

After falling behind by three TDs in the opening quarter, the Saints cut the Colts' lead to 24-10 with 42 seconds left in the first half on a one-yard run by RB **Deuce McAllister**.

But the Colts responded with a 24-point burst in the third quarter, including Manning touchdown passes to RB **Dominic Rhodes**, WR **Marvin Harrison** and TE **Dallas Clark**. The Saints only managed a 43-yard field goal and trailed 48-13 entering the final 15 minutes of the contest.

In the fourth quarter, Indianapolis scored on a 19-yard fumble return by DE **Dwight Freeney** with 14:19 left. With QB **Todd Bouman** under center, the Saints went on a nine-play, 79-yard drive to score on a 11-yard TD pass to WR **Jerome Pathon**. The Saints

would add a two-point conversion with 9:51 remaining for the game's final points.

On the Saints' first possession of the game QB **Aaron Brooks** threw a pass to **Donte Stallworth**, who tipped the ball into

! notebook

Five Saints – S Tebucky Jones, T Wayne Gandy, WR Michael Lewis, DT Kenny Smith and G LeCharles Bentley – left the game due to injuries and did not return.

K John Carney became only the 16th player in NFL history to go over 1,350 points.

WR Joe Horn moved into third in team history in receptions with 289 grabs since joining New Orleans in 2000.

air as he was hit. The pass was intercepted by LB **Jim Nelson**, and Indianapolis scored the plays later.

Manning completed 12 of 14 passes the first half, including a 79-yard TD to Harrison in the second quarter.

SAINTS - COLTS GAME SUMMARY

Indianapolis Colts (4-0)	14	10	24	7	-	55
New Orleans Saints (1-3)	0	10	3	8	-	21

Team	Qtr	Time	Play Description (Extra Point)	(Drive Info)	V-H
IND	1	12:35	Williams 17 pass from Manning (Vanderjagt kick)	(3-23, 1:33)	7-0
IND	1	6:34	Harrison 14 pass from Manning (Vanderjagt kick)	(8-61, 4:24)	14-0
IND	2	9:51	Harrison 79 pass from Manning (Vanderjagt kick)	(1-79, 0:14)	21-0
NO	2	6:04	Carney 38 FG (9-43, 3:47)		21-3
IND	2	3:12	Vanderjagt 41 FG (5-25, 2:52)		24-3
NO	2	0:42	McAllister 1 run (Carney kick)	(8-71, 2:30)	24-10
IND	3	9:27	Vanderjagt 42 FG (10-53, 5:33)		27-10
IND	3	8:24	Rhodes 12 pass from Manning (Vanderjagt kick)	(1-12, 0:48)	34-10
NO	3	5:11	Carney 43 FG (9-65, 3:13)		34-13
IND	3	1:38	Harrison 32 pass from Manning (Vanderjagt kick)	(7-72, 3:33)	41-13
IND	3	0:04	Clark 11 pass from Manning (Vanderjagt kick)	(3-18, 0:55)	48-13
IND	4	14:19	Freeney 19 fumble return (Vanderjagt kick)		55-13
NO	4	9:31	Pathon 11 pass from Bouman (Bouman-Fenderson pass)	(9-79, 4:48)	55-21

FIELD GOALS (made (I) and missed)
 IND: Vanderjagt (41) (42)

NO: Carney (38) (43)

4 VS. COLTS

NEW ORLEANS SAINTS						INDIANAPOLIS COLTS					
RUSHING	ATT	YDS	AVG	LG	TD	RUSHING	ATT	YDS	AVG	LG	TD
McAllister	17	101	5.9	20	1	Rhodes	6	36	6.0	14	0
Carley	4	36	9.0	31	0	Williams	9	34	3.8	8	0
Brooks	2	9	4.5	5	0	Mungro	10	30	3.0	9	0
Fenderson	1	6	6.0	6	0	Manning	1	1	1.0	1	0
Carney	1	3	3.0	3	0	Huard	1	0	0.0	0	0
Total	25	155	6.2	31	1	Team	1	-1	-1.0	-1	0
						Total	28	100	3.6	14	0

PASSING						PASSING								
ATT	CMP	YDS	SK/YD	TD	LG	IN	ATT	CMP	YDS	SK/YD	TD	LG	IN	
Brooks	28	16	166	2/20	0	32	2	Manning	25	20	314	1/9	6	79
Bouman	8	5	62	0/0	1	19	0	Huard	2	1	13	0/0	0	13
Total	36	21	228	2/20	1	32	2	Total	27	21	327	1/9	6	79

RECEIVING						RECEIVING					
NO	YDS	AVG	LG	TD		NO	YDS	AVG	LG	TD	
Conwell	6	88	14.7	32	0	Harrison	6	158	26.3	79	3
Horn	6	45	7.5	19	0	Pollard	4	63	15.8	18	0
McAllister	4	25	6.3	8	0	Williams	4	40	10.0	17	0
Pathon	2	41	20.5	30	1	Wayne	3	26	8.7	14	0
Stallworth	1	17	17.0	17	0	Rhodes	2	16	8.0	12	1
Williams	1	7	7.0	7	0	Walters	1	13	13.0	13	0
Fenderson	1	5	5.0	5	0	Clark	1	11	11.0	11	1
Total	21	228	10.9	32	1	Total	21	327	15.6	79	6

INTERCEPTIONS						INTERCEPTIONS					
NO	YDS	AVG	LG	TD		NO	YDS	AVG	LG	TD	
Total	0	0	0.0	0	0	Nelson	2	22	11.0	12	0
						Total	2	22	11.0	12	0

PUNTING						PUNTING						
NO	YDS	AVG	TB	I20	LG	NO	YDS	AVG	TB	I20	LG	
Berger	3	139	46.3	0	0	49	Smith	2	88	44.0	0	2
Total	3	139	46.3	0	0	49	Total	2	88	44.0	0	2

PUNT RET.						PUNT RET.						
NO	YDS	AVG	FC	LG	TD	NO	YDS	AVG	FC	LG	TD	
Lewis	1	11	11.0	0	11	0	Pyatt	2	12	6.0	0	8
Stallworth	1	0	0.0	0	1	0	Walters	1	5	5.0	0	5
Returns	1	11	11.0	1	11	0	Returns	3	17	5.7	0	8

KICKOFF RET.						KICKOFF RET.						
NO	YDS	AVG	FC	LG	TD	NO	YDS	AVG	FC	LG	TD	
Lewis	6	131	21.8	0	29	0	Walters	2	40	20.0	0	23
McAfee	3	45	15.0	0	19	0	Pyatt	1	50	50.0	0	50
[TOUCHBACK]	1	0	0.0	0	0	0	Mungro	1	2	2.0	0	2
Returns	9	176	19.6	0	29	0	[TOUCHBACK]	1	0	0.0	0	0
							Returns	4	92	23.0	0	50

TEAM STATISTICS	IND	NO	IND	NO
TOTAL FIRST DOWNS	20	20	Had Blocked	0
By Rushing	5	8	FGs - PATS BLOCKED	0-0
By Passing	15	12	Net Punting Avg.	38.5
By Penalty	0	0	TOTAL RETURN YARDAGE	39
3rd DOWN EFFICIENCY	7-11-64%	6-12-50%	No. and Yards Punt Returns	3-17
4th DOWN EFFICIENCY	0-0-0%	0-1-0%	No. and Yards Kickoff Returns	4-92
TOTAL NET YARDS	418	363	No. and Yards Int.	2-22
Total Plays	56	63	PENALTIES: No.-Yds.	2-20
Avg. Per Play	7.5	5.8	FUMBLES: No. - Lost	3-0
NET YARDS RUSHING	100	155	TOUCHDOWNS	7
Total Rushes	28	25	Rushing	0
Avg. Per Play	3.6	6.2	Passing	6
Tackles For Loss-Yds.	3-8	0-0	Fumbles	1
NET YARDS PASSING	318	208	EXTRA POINTS: Made-Att.	7-7
Sacked-Yds. Lost	1-9	2-20	Kicking: Made-Att.	7-7
Gross Yards	327	228	FIELD GOALS: Made-Att.	2-2
PASSING: Att.-Comp.-INT	27-21-0	36-21-2	RED ZONE EFFICIENCY	4-5-80%
Avg. Per Play	11.4	5.5	GOAL-TO-GO EFFICIENCY	0-0-0%
KICKOFFS: No.-in EZ-Touchbacks	10-1-1	5-2-1	SAFETIES	0
PUNTS: No.-Avg.	2-44.0	3-46.3	FINAL SCORE	55
			TIME OF POSSESSION	31:56
				28:04



AT CAROLINA

PANTHERS: 19 SAINTS: 13
ERICSSON STADIUM
CHARLOTTE, N.C. - 10/05/03
ATTENDANCE: 72,496 TIME: 2:54

ORGANIZATION PLAYERS REVIEW RECORDS HISTORY SPECIFICS

New Orleans sliced the undefeated Panthers' lead to six points with 1:43 remaining, but the ensuing onside kick bounced out of bounds and Carolina converted a key third-and-three on its final possession to seal the victory.

The Saints had marched deep into Carolina territory on their last drive to set up a 26-yard field goal by K **John Carney** with less than two minutes remaining. But on their last possession, RB **Stephen Davis** had a four-yard burst for a first down that allowed the Panthers to run out the clock.

RB **Deuce McAllister**, who fought the effects of a stomach virus the night before the game, rushed for 124 yards on 23 carries and added four receptions for 59 yards.

Carolina took a 3-0 lead on a 49-yard field goal by K **John Kasay** with 6:34 left in the first quarter. The Saints appeared to have stopped the drive after a fumble by Panthers WR **Steve Smith** that was recovered by S **Victor Green**, but after a Panthers' replay review challenge, it was ruled that Smith never had possession prior to the fumble.

Early in the second quarter, the Saints drove 63 yards on eight plays to tie the game with a 38-yard field goal by Carney. During the drive, McAllister took a screen pass 39 yards to the Carolina 41 for a first down.

On the ensuing kickoff, KR **Rod Smart** raced 100 yards for a touchdown to give the

! notebook

KR Rod Smart's 100-yard kickoff return for a touchdown in the second quarter was the second-longest ever vs. New Orleans.

WR Joe Horn moved into fourth in club history in receiving TDs with his 21-yard scoring grab in the third quarter. He passed WR Quinn Early, who had 25 from 1991-95.

Panthers a 10-3 lead at halftime.

The Panthers opened the second half with a 64-yard drive that was capped by a one-yard TD plunge by Davis. The snap on the extra point attempt was bobbled and a pass attempt by holder **Todd Sauerbrun** fell incomplete.

On the following possession, QB **Aaron Brooks** capped a 10-play drive with a 21-yard touchdown pass to WR **Joe Horn**. Early in the fourth quarter, Kasay added another field goal this time a 23-yarder with 12:42 left for a 19-10 lead.

SAINTS - PANTHERS GAME SUMMARY

New Orleans Saints (1-4)	0	3	7	3	-	13
Carolina Panthers (4-0)	3	7	6	3	-	19

Team	Qtr	Time	Play Description (Extra Point) (Drive Info)	V-H
CAR	1	6:34	Kasay 49 FG (11-51, 4:49)	0-3
NO	2	13:33	Carney 38 FG (8-63, 4:14)	3-3
CAR	2	13:20	Smart 100 kickoff return (Kasay kick)	3-10
CAR	3	10:47	Davis 1 run (pass failed) (8-64, 4-13)	3-16
NO	3	5:52	Horn 21 pass from Brooks (Carney kick) (10-74, 4:55)	10-16
CAR	4	12:42	Kasay 23 FG (15-85, 8:10)	10-19
NO	4	1:43	Carney 26 FG (13-56, 4:14)	13-19

FIELD GOALS (made (I) and missed)

NO: Carney (38) 57LU (26)

CAR: Kasay (49) (23)

NEW ORLEANS SAINTS							CAROLINA PANTHERS								
RUSHING	ATT	YDS	AVG	LG	TD		RUSHING	ATT	YDS	AVG	LG	TD			
McAllister	23	124	5.4	23	0		Davis	30	159	5.3	27	1			
Brooks	4	23	5.8	12	0		Foster	7	25	3.6	11	0			
Carter	2	8	4.0	6	0		Hoover	1	3	3.0	3	0			
Total	29	155	5.3	23	0		Delhomme	2	-2	-1.0	-1	0			
							Total	40	185	4.6	27	1			
PASSING	ATT	CMP	YDS	SK/YD	TD	LG	IN	PASSING	ATT	CMP	YDS	SK/YD	TD	LG	IN
Brooks	31	16	189	0/0	1	39	1	Delhomme	23	15	124	0/0	0	16	0
Total	31	16	189	0/0	1	39	1	Total	23	15	124	0/0	0	16	0
RECEIVING	NO	YDS	AVG	LG	TD			RECEIVING	NO	YDS	AVG	LG	TD		
McAllister	4	59	14.8	39	0			Muhammad	5	42	8.4	16	0		
Horn	4	56	14.0	21	1			Proehl	4	22	5.5	7	0		
Conwell	4	44	11.0	27	0			Seidman	2	24	12.0	14	0		
Stallworth	1	15	15.0	15	0			Mangum	1	16	16.0	16	0		
Williams	1	7	7.0	7	0			Smith	1	13	13.0	13	0		
Pathon	1	7	7.0	7	0			Hoover	1	4	4.0	4	0		
Smith	1	1	1.0	1	0			Davis	1	3	3.0	3	0		
Total	16	189	11.8	39	1			Total	15	124	8.3	16	0		
INTERCEPTIONS	NO	YDS	AVG	LG	TD			INTERCEPTIONS	NO	YDS	AVG	LG	TD		
Total	0	0	0.0	0	0			Howard	1	0	0.0	0	0		
								Total	1	0	0.0	0	0		
PUNTING	NO	YDS	AVG	TB	I20	LG		PUNTING	NO	YDS	AVG	TB	I20	LG	
Berger	4	164	41.0	0	3	46		Sauerbrun	3	137	45.7	0	1	47	
Total	4	164	41.0	0	3	46		Total	3	137	45.7	0	1	47	
PUNT RET.	NO	YDS	AVG	FC	LG	TD		PUNT RET.	NO	YDS	AVG	FC	LG	TD	
Stallworth	3	34	11.3	0	18	0		Smith	2	16	8.0	2	12	0	
Returns	3	34	11.3	0	18	0		Returns	2	16	8.0	2	12	0	
KICKOFF RET.	NO	YDS	AVG	FC	LG	TD		KICKOFF RET.	NO	YDS	AVG	FC	LG	TD	
Stallworth	5	110	22.0	0	28	0		Smart	3	140	46.7	0	100	1	
Returns	5	110	22.0	0	28	0		[OUT/BOUNDS]	1	0	0	0	0	0	
								Returns	3	140	46.7	0	100	1	

TEAM STATISTICS	NO	CAR	Had Blocked	0	0
TOTAL FIRST DOWNS	17	21	FGs - PATS BLOCKED	0-0	0-0
By Rushing	7	12	Net Punting Avg.	37.0	34.3
By Passing	9	7	TOTAL RETURN YARDAGE	34	16
By Penalty	1	2	No. and Yards Punt Returns	3-34	2-16
3rd DOWN EFFICIENCY	8-15-53%	8-14-57%	No. and Yards Kickoff Returns	5-110	3-140
4th DOWN EFFICIENCY	0-0-0%	1-1-100%	No. and Yards Interception Returns	0-0	1-0
TOTAL NET YARDS	344	309	PENALTIES: No.-Yds.	7-64	4-20
Total Plays	60	63	FUMBLES: No.-Lost	1-0	2-1
Avg. Per Play	5.7	4.9	TOUCHDOWNS	1	2
NET YARDS RUSHING	155	185	Rushing	0	1
Total Rushes	29	40	Passing	1	0
Avg. Per Play	5.3	4.6	Kickoff Returns	0	1
Tackles For Loss-Yds.	0-0	1-1	EXTRA POINTS: Made-Att.	1-1	1-2
NET YARDS PASSING	189	124	Kicking: Made-Att.	1-1	1-1
Sacked-Yds. Lost	0-0	2-1	FIELD GOALS: Made-Att.	2-3	2-2
Gross Yards	189	124	RED ZONE EFFICIENCY	0-1-0%	1-3-33%
PASSING: Att.-Comp.-INT	31-16-1	23-15-0	GOAL-TO-GO EFFICIENCY	0-0-0%	1-2-50%
Avg. Per Play	6.1	5.4	SAFETIES	0	0
KICKOFFS: No.-in EZ-Touchbacks	4-2-0	5-0-0	FINAL SCORE	13	19
PUNTS: No.-Avg.	4-41.0	3-45.7	TIME OF POSSESSION	26:58	33:02

ORGANIZATION PLAYERS REVIEW RECORDS HISTORY SPECIFICS



VS. CHICAGO

GAME 6

SAINTS: 20 BEARS: 13
LOUISIANA SUPERDOME
NEW ORLEANS, LA. - 10/12/03
ATTENDANCE: 68,390 TIME: 3:03

The Saints earned their second victory of 2003 with this home win over the Chicago Bears in a game where New Orleans never trailed. RB **Deuce McAllister** led the offensive attack with 116 yards on 29 carries, his third-straight game with over 100 yards rushing.

The Saints opened the scoring by driving 48 yards in four plays on their second possession to set up a 50-yard field goal by K **John Carney**. McAllister got off to a fast start, rushing for 61 yards in the first quarter.

Chicago would tie the game with 7:35 remaining in the first half when K **Paul Edinger** capped a 68-yard drive with a 28-yard field goal.

Later in the second quarter, DE **Charles Grant** forced a fumble when he sacked Bears QB **Kordell Stewart** that was recovered by DE **Willie Whitehead** at the Chicago 23. The Bears defense held the Saints to a Carney field goal as time expired in the first half.

On the Bears' first possession of the second half, the Saints defense came up big

again with another forced fumble when blitzing CB **Fred Thomas** slammed into Stewart at the Chicago 14 and the loose ball was recovered by DE **Melvin Williams**.

New Orleans only took three plays to get into the end zone, with QB **Aaron Brooks** finding TE **Ernie Conwell** on a nine-yard

! notebook

With two field goals and two PATs, K John Carney moved into 15th in NFL history in scoring with 1,368 career points.

CB Fred Thomas paced the defense with eight tackles, a sack, two passes defended and a forced fumble.

RB Deuce McAllister ran his 100-yard rushing streak to three with 116 on 29 carries.

touchdown strike.

The two teams traded possessions until the final quarter. After Edinger added another field goal, Brooks connected with WR **Joe Horn** on a spectacular TD grab. The Bears would add a late TD pass from Stewart to **Dez White**.

SAINTS - BEARS GAME SUMMARY

New Orleans Saints (2-4)	3	3	7	7	-	20
Chicago Bears (1-3)	0	3	0	10	-	13

Team	Qtr	Time	Play Description (Extra Point) (Drive Info)	V-H
NO	1	7:53	Carney 50 FG (4-48, 2:04)	0-3
CHI	2	7:35	Edinger 28 FG (8-68, 3:32)	3-3
NO	2	0:00	Carney 30 FG (6-11, 1:28)	3-3
NO	3	12:01	Conwell 9 pass from Brooks (Carney kick) (3-12, 1:26)	3-6
CHI	4	13:18	Edinger 30 FG (14-62, 8:00)	6-13
NO	4	7:18	Horn 6 pass from Brooks (Carney kick) (13-70, 6:00)	6-20
CHI	4	2:10	White 4 pass from Stewart (Edinger kick) (12-72, 5:08)	13-20

FIELD GOALS (made () and missed)
NO: Carney 38 (50) (30)

CHI: Edinger (28) (31)

NEW ORLEANS SAINTS							CHICAGO BEARS							
RUSHING	ATT	YDS	AVG	LG	TD		RUSHING	ATT	YDS	AVG	LG	TD		
McAllister	29	116	4.0	20	0		Thomas	21	96	4.6	18	0		
Brooks	5	14	2.8	7	0		Stewart	9	42	4.7	11	0		
Total	34	130	3.8	20	0		Pritchett	1	6	6.0	6	0		
							Booker	1	-4	-4.0	-4	0		
							Total	32	140	4.4	18	0		

NEW ORLEANS SAINTS							CHICAGO BEARS								
PASSING	ATT	CMP	YDS	SK/YD	TD	LG	INT	PASSING	ATT	CMP	YDS	SK/YD	TD	LG	INT
Brooks	29	14	153	0/0	2	22	0	Stewart	21	10	152	3/21	1	36	0
Total	29	14	153	0/0	2	22	0	Total	21	10	152	3/21	1	36	0

NEW ORLEANS SAINTS							CHICAGO BEARS							
RECEIVING	NO	YDS	AVG	LG	TD		RECEIVING	NO	YDS	AVG	LG	TD		
Pathon	4	55	13.8	22	0		White	5	91	18.2	36	1		
Horn	3	30	10.0	16	1		Clark	2	23	11.5	16	0		
B. Williams	2	21	10.5	12	0		Merritt	1	22	22.0	22	0		
McAllister	2	14	7.0	9	0		Booker	1	11	11.0	11	0		
Conwell	2	12	6.0	9	1		Terrell	1	5	5.0	5	0		
Stallworth	1	21	21.0	21	0		Total	10	152	15.2	36	1		
Total	14	153	10.9	22	2									

NEW ORLEANS SAINTS							CHICAGO BEARS							
INTERCEPTIONS	NO	YDS	AVG	LG	TD		INTERCEPTIONS	NO	YDS	AVG	LG	TD		
Total	0	0	0.0	0	0		Total	0	0	0.00	0	0		

NEW ORLEANS SAINTS							CHICAGO BEARS							
PUNTING	NO	YDS	AVG	TB	120	LG	PUNTING	NO	YDS	AVG	TB	120	LG	
Berger	3	103	34.3	0	1	38	Maynard	4	167	41.8	1	1	46	
Total	3	103	34.3	0	1	38	Total	4	167	41.8	1	1	46	

NEW ORLEANS SAINTS							CHICAGO BEARS							
PUNT RET.	NO	YDS	AVG	FC	LG	TD	PUNT RET.	NO	YDS	AVG	FC	LG	TD	
Stallworth	2	10	5.0	0	7	0	McQuarters	0	0	0.0	2	0	0	
(OUT/BOUNDS)	1	0	0.0	0	0	0	(OUT/BOUNDS)	1	0	0.0	0	0	0	
(TOUCHBACK)	1	0	0.0	0	0	0	Returns	1	0	0.0	2	0	0	
Returns	2	10	5.0	0	7	0								

NEW ORLEANS SAINTS							CHICAGO BEARS							
KICKOFF RET.	NO	YDS	AVG	FC	LG	TD	KICKOFF RET.	NO	YDS	AVG	FC	LG	TD	
Stallworth	3	61	20.3	0	25	0	Azumah	3	91	30.3	0	46	0	
(OUT/BOUNDS)	1	0	0.0	0	0	0	Merritt	1	33	33.0	0	33	0	
Returns	3	61	20.3	0	25	0	Returns	4	124	31.0	0	46	0	

NEW ORLEANS SAINTS							CHICAGO BEARS										
FUMBLES	FUM	REC	YDS	TD	FCD	REC	YDS	TD	O/B	FUMBLES	FUM	REC	YDS	TD	O/B		
Stallworth	2	1	0	0	0	0	0	0	1	Stewart	3	1	-22	0	0	0	0
McAllister	1	1	0	0	0	0	0	0	0	Booker	1	0	0	0	0	0	1
Grant	0	0	0	0	2	0	0	0	0	Thomas	1	0	0	0	0	0	0
Jones	0	0	0	0	1	0	0	0	0	White	0	1	0	0	0	0	0
Thomas	0	0	0	0	1	0	0	0	0	Gray	0	0	0	1	0	0	0
Whitehead	0	0	0	0	1	0	0	0	0	Merritt	0	0	0	1	0	0	0
Williams	0	0	0	0	1	2	0	0	0	Total	5	2	-22	0	2	0	1
Total	3	2	0	0	4	2	2	0	1								

NEW ORLEANS SAINTS							CHICAGO BEARS						
TEAM STATISTICS	CHI						NO						
TOTAL FIRST DOWNS	16						18						
By Rushing	7						8						
By Passing	8						7						
By Penalty	1						3						
3rd DOWN EFFICIENCY	4-12-33%						9-15-60%						
4th DOWN EFFICIENCY	1-1-100%						0-1-0%						
TOTAL NET YARDS	271						283						
Total Plays	56						63						
Avg. Per Play	4.8						4.5						
NET YARDS RUSHING	140						130						
Total Rushes	32						34						
Avg. Per Play	4.4						3.8						
Tackles For Loss-Yds.	2-5						2-2						
NET YARDS PASSING	131						153						
Sacked-Yds. Lost	3-21						0-0						
Gross Yards	152						153						
PASSING: Att.-Comp.-INT	21-10-0						29-14-0						
Avg. Per Play	5.5						5.3						
KICKOFFS: No.-in EZ-Touchbacks	4-0-0						4-2-0						
PUNTS: No.-Avg.	4-41.8						3-34.3						
Had Blocked	0						0						
FGs - PATS HAD BLKD.	0-0						0-0						
Net Punting Avg.	34.3						34.3						
TOTAL RETURN YARDAGE	0						10						
No. and Yards Punt Returns	0-0						2-10						
No. and Yards Kickoff Returns	4-124						3-61						
No. and Yards Interception Returns	0-0						0-0						
PENALTIES: No.-Yds.	5-86						6-35						
FUMBLES: No. - Lost	5-2						3-0						
TOUCHDOWNS	1						2						
Rushing	0						2						
Passing	1						2						
EXTRA POINTS: Made-Att.	1-1						2-2						
Kicking: Made-Att.	1-1						2-2						
FIELD GOALS: Made-Att.	2-2						2-3						
RED ZONE EFFICIENCY	1-3-33%						2-3-67%						
GOAL-TO-GO EFFICIENCY	1-1-100%						1-2-50%						
SAFETIES	0						0						
FINAL SCORE	13						20						
TIME OF POSSESSION	30:26						29:34						



AT ATLANTA

GAME 7

SAINTS: 45 FALCONS: 17
 GEORGIA DOME
 ATLANTA, GA. - 10/19/03
 ATTENDANCE: 70,837 TIME: 3:01

The Saints' romp at Atlanta signaled the return of the high-powered offense that had torched opposing defenses for an NFC-leading 432 points in 2002. The 45 points New Orleans posted was the third-highest total in club history as the Saints clawed back into playoff contention with consecutive victories.

QB Aaron Brooks posted a career-high 148.2 passer rating by completing 23 of 30 passes for 352 yards and three TDs. For his efforts, he was named NFC Offensive Player of the Week. Brooks was joined in creating the offensive fireworks by RB Deuce McAllister, who had his fourth-straight 100-yard day and scored a pair of touchdowns, and WR Joe Horn, who hauled in eight passes for 133 yards.

The clubs matched big plays on their first drives, with Atlanta RB Warrick Dunn taking off on a 69-yard run on the game's second play and the Saints responding three plays later with Donte Stallworth's 69-yard TD grab.

Both teams added touchdown passes in the first quarter before the Saints' offense took over in the second quarter. McAllister shook loose for a four-yard TD run, and the Saints capped their next possession with a 12-yard

scoring catch by TE Boo Williams. With 36 seconds left in the quarter, McAllister scored again from 10 yards out to give New Orleans a 35-14 lead at halftime.

The teams swapped field goals in the third quarter before a 16-play, 67-yard touchdown drive by the Saints ended the scoring with 6:40 remaining in the contest.

! notebook

New Orleans averaged 10.4 yards per play in the first 30 minutes at the Georgia Dome.

QB Aaron Brooks had a perfect 158.3 passer rating in the first half by completing 15 of 18 for 281 yards and three TDs.

Coach Jim Haslett improved to 11-6 all-time vs. NFC South.

The Falcons only managed 115 yards passing.

SAINTS - FALCONS GAME SUMMARY

New Orleans Saints (3-4)	14	21	3	7	-	45
Atlanta Falcons (1-6)	14	0	3	0	-	17

Team	Qtr	Time	Play Description (Extra Point) (Drive Info)	V-H
ATL	1	14:05	Dunn 69 run (Feely kick) (2-71, 0:55)	0-7
NO	1	12:51	Stallworth 69 pass from Brooks (Carney kick) (3-80, 1:14)	7-7
NO	1	4:32	Horn 32 pass from Brooks (Carney kick) (11-87, 4:59)	14-7
ATL	1	0:03	Finneran 18 pass from Kittner (Feely kick) (9-59, 4:29)	14-14
NO	2	6:02	McAllister 4 run (Carney kick) (6-78, 3:42)	21-14
NO	2	2:27	B. Williams 12 pass from Brooks (Carney kick) (5-52, 2:31)	28-14
NO	2	0:30	McAllister 10 run (Carney kick) (5-68, 1:13)	35-14
ATL	3	7:04	Feely 28 FG (9-46, 3:55)	35-17
NO	3	2:56	Carney 42 FG (7-48, 4:08)	38-17
NO	4	6:37	Carter 1 run (Carney kick) (16-67, 9:54)	45-17
FIELD GOALS (made (I) and missed)				
NO:	Carney (42)	ATL:	Feely (28)	

NEW ORLEANS SAINTS						ATLANTA FALCONS					
RUSHING	ATT	YDS	AVG	LG	TD	RUSHING	ATT	YDS	AVG	LG	TD
McAllister	21	116	5.5	25	2	Dunn	6	82	13.7	69	1
K. Carter	10	21	2.1	4	1	Duckett	14	42	3.0	8	0
Brooks	3	15	5.0	6	0	Griffith	1	4	4.0	4	0
McAfee	1	13	13.0	13	0	Kittner	1	2	2.0	2	0
Bouman	1	0	0.0	0	0	Total	22	130	5.9	69	1
Total	36	165	4.6	25	3						

PASSING						RECEIVING							
ATT	CMP	YDS	SK/YD	TD	LG	IN	NO	YDS	AVG	LG	TD		
Brooks	30	23	352	3/10	3	69	0	Price	3	38	12.7	19	0
Bouman	1	0	0	0	0	0	0	Crumpler	2	37	18.5	31	0
Total	31	23	352	3/10	3	69	0	Finneran	2	32	16.0	18	1

INTERCEPTIONS						PUNTING							
NO	YDS	AVG	LG	TD	NO	YDS	AVG	LG	TD	NO	YDS	AVG	LG
0	0	0.00	0	0	Total	6	267	44.5	0	1	48		
0	0	0.0	0	0	Mohr	6	267	44.5	0	1	48		
0	0	0.0	0	0	Total	6	267	44.5	0	1	48		

KICKOFF RET.						PUNT RET.						
NO	YDS	AVG	FC	LG	TD	NO	YDS	AVG	FC	LG	TD	
0	0	0.0	0	0	0	Rossum	2	23	11.5	0	12	0
0	0	0.0	0	0	0	McCord	1	46	46.0	0	46	0
0	0	0.0	0	0	0	Returns	3	69	23.0	0	46	0

PUNTING						KICKOFF RET.						
NO	YDS	AVG	TB	I20	LG	NO	YDS	AVG	FC	LG	TD	
3	152	50.7	0	1	57	Rossum	7	127	18.1	0	25	0
3	152	50.7	0	1	57	Dantzier	1	19	19.0	0	19	0
						Returns	8	146	8.3	0	25	0

PUNT RET.						KICKOFF RET.						
NO	YDS	AVG	FC	LG	TD	NO	YDS	AVG	FC	LG	TD	
3	23	7.7	2	13	0	7	127	18.1	0	25	0	
3	23	7.7	2	13	0	Dantzier	1	19	19.0	0	19	0
						Returns	8	146	8.3	0	25	0

KICKOFF RET.						PUNT RET.					
NO	YDS	AVG	FC	LG	TD	NO	YDS	AVG	FC	LG	TD
3	70	23.3	0	25	0	3	23	7.7	2	13	0
1	0	0.0	0	0	0	3	23	7.7	2	13	0
3	70	23.3	0	25	0						

TEAM STATISTICS		NO	ATL	Had Blocked		0	0
TOTAL FIRST DOWNS	27	11	FGs - PATS HAD BLKD.	0-0	0-0		
By Rushing	10	3	Net Punting Avg.	27.7	40.7		
By Passing	15	6	TOTAL RETURN YARDAGE	45	69		
By Penalty	2	2	No. and Yards Punt Returns	3-23	3-69		
3rd DOWN EFFICIENCY	10-16-63%	3-12-25%	No. and Yards Kickoff Returns	3-70	8-146		
4th DOWN EFFICIENCY	1-1-100%	1-1-100%	No. and Yards Interception Returns	1-22	0-0		
TOTAL NET YARDS	507	238	PENALTIES: No.-Yds.	7-54	5-78		
Total Plays	70	52	FUMBLES: No. - Lost	2-1	0-0		
Avg. Per Play	7.2	4.6	TOUCHDOWNS	6	2		
NET YARDS RUSHING	165	130	Rushing	3	1		
Total Rushes	36	22	Passing	3	1		
Avg. Per Play	4.6	5.9	EXTRA POINTS: Made-Att.	6-6	2-2		
Tackles For Loss-Yds.	1-7	3-5	Kicking: Made-Att.	6-6	2-2		
NET YARDS PASSING	342	108	FIELD GOALS: Made-Att.	1-1	1-1		
Sacked-Yds. Lost	3-10	1-7	RED ZONE EFFICIENCY	4-5-80%	1-2-50%		
Gross Yards	352	115	GOAL-TO-GO EFFICIENCY	2-2-100%	0-0-0%		
PASSING: Att.-Comp.-INT	31-23-0	29-9-1	SAFETIES	0	0		
Avg. Per Play	10.1	3.6	FINAL SCORE	45	17		
KICKOFFS: No.-in EZ-Touchbacks	8-1-0	4-2-1	TIME OF POSSESSION	38:10	21:50		
PUNTS: No.-Avg.	3-50.7	6-44.5					



VS. **CAROLINA** 8

PANTHERS: 23 SAINTS: 20 (OT)
LOUISIANA SUPERDOME
NEW ORLEANS, LA. - 10/26/03
ATTENDANCE: 68,370 TIME: 3:38

The Saints stormed back from a 10-point deficit in the first half to lead by seven and later tied the game in the final minute of regulation, but Carolina K **John Kasay** drilled a 31-yard field goal with 10:25 remaining in overtime to lift the Panthers to victory in the Superdome.

Carolina trailed, 17-10, at halftime but took a three-point lead with 3:46 left on a one-yard TD by RB **Stephen Davis**. The Saints responded on their final drive with a 44-yard march in 10 plays, setting up a 42-yard field goal by K **John Carney** with 36 seconds to play to tie the score at 20-20.

WR **Michael Lewis** took the kickoff to open overtime and raced 53 yards to the Carolina 46. But on fourth-and-one at the 38, RB **Deuce McAllister** was hit by DE **Julius Peppers** and fumbled near the line of scrimmage. The ball was recovered by DT **Kris Jenkins** to end the drive.

On the Panthers' ensuing possession, Davis shook loose for a 34-yard burst to the New Orleans 11 to set up Kasay's game-winning field goal. Davis finished with 178

yards on 31 carries for Carolina and McAllister led the Saints with 101 yards on 28 carries.

The Panthers had a 10-0 lead in the second quarter, but QB **Aaron Brooks** capped two long New Orleans drives with touchdown passes to WR **Joe Horn**, including a spinning

! notebook

The overtime game was the first for the Saints at home since a 20-17 victory over Seattle on Nov. 16, 1997.

RB **Deuce McAllister** tied the club-record for consecutive 100-yard performances by reaching the milestone for the fifth-straight contest.

23-yard grab by Horn that gave the Saints a 14-10 lead with 1:17 left in the half.

S **Steve Gleason** blocked a punt at the Carolina 29 with four seconds left in the first half to set up a 47-yard field goal by Carney to give the Saints a 17-10 halftime lead.

SAINTS - PANTHERS GAME SUMMARY

Carolina Panthers (6-1)	3	7	3	7	3	-	23
New Orleans Saints (3-5)	0	17	0	3	0	-	20

Team	Qtr	Time	Play Description (Extra Point) (Drive Info)	V-H
CAR	1	5:15	Kasay 24 FG (5-41, 1:20)	3-0
CAR	2	13:30	Davis 1 run (Kasay kick) (5-25, 2:41)	10-0
NO	2	7:04	Horn 14 pass from Brooks (Carney kick) (11-72, 6:26)	10-7
NO	2	1:17	Horn 23 pass from Brooks (Carney kick) (7-64, 1:33)	10-14
NO	2	0:00	Carney 46 FG (1-0, 0:04)	10-17
CAR	3	9:14	Kasay 29 FG (11-66, 5:46)	13-17
CAR	3	3:46	Davis 1 run (Kasay kick) (6-58, 2:29)	20-17
NO	4	0:36	Carney 42 FG (10-44, 3:10)	20-20
CAR	OT	10:24	Kasay 31 FG (6-50, 2:42)	23-20

FIELD GOALS (made () and missed)
CAR: Kasay (24) (29) (31) **NO:** Carney (46) (42)

8 VS. **CAROLINA**

NEW ORLEANS SAINTS							CAROLINA PANTHERS								
RUSHING	ATT	YDS	AVG	LG	TD		RUSHING	ATT	YDS	AVG	LG	TD			
McAllister	26	101	3.9	13	0		Davis	31	178	5.7	40	2			
Brooks	2	3	1.5	2	0		Foster	3	25	8.3	16	0			
Carter	1	0	0.0	0	0		S. Smith	1	10	10.0	10	0			
Total	29	104	3.6	13	0		Delhomme	3	6	2.0	5	0			
							Hoover	1	4	4.0	4	0			
							Total	39	223	5.7	40	2			
PASSING	ATT	CMP	YDS	SK/YD	TD	LG	IN	PASSING	ATT	CMP	YDS	SK/YD	TD	LG	IN
Brooks	33	20	187	3/11	2	23	1	Delhomme	27	12	148	1/3	0	22	0
Horn	1	1	14	0/0	0	14	0	Total	27	12	148	1/3	0	22	0
Total	34	21	201	3/11	2	23	1								
RECEIVING	NO	YDS	AVG	LG	TD			RECEIVING	NO	YDS	AVG	LG	TD		
Horn	6	74	12.3	23	2			Smith	9	100	11.1	20	0		
Pathon	3	34	11.3	16	0			Mangum	1	22	22.0	22	0		
McAllister	3	32	10.7	16	0			Davis	1	17	17.0	17	0		
Conwell	3	23	7.7	11	0			Proehl	1	9	9.0	9	0		
B. Williams	2	8	4.0	8	0			Total	12	148	12.3	22	0		
Carter	1	11	11.0	11	0										
Gardner	1	11	11.0	11	0										
Rasby	1	6	6.0	6	0										
Smith	1	2	2.0	2	0										
Total	21	201	9.6	23	2										
INTERCEPTIONS	NO	YDS	AVG	LG	TD			INTERCEPTIONS	NO	YDS	AVG	LG	TD		
Total	0	0	0.0	0	0			Witherspoon	1	10	10.0	10	0		
								Minter	0	7	7.0	7	0		
								Total	1	17	17.0	10	0		
PUNTING	NO	YDS	AVG	TB	I20	LG		PUNTING	NO	YDS	AVG	TB	I20	LG	
Berger	6	254	42.3	0	3	52		Sauerbrun	6	269	44.8	0	1	58	
Total	6	254	42.3	0	3	52		[BLOCKED]	1	0	0.0	0	0	0	
								Total	7	269	38.4	0	1	58	
PUNT RET.	NO	YDS	AVG	FC	LG	TD		PUNT RET.	NO	YDS	AVG	FC	LG	TD	
M. Lewis	2	45	22.5	1	26	0		Smith	3	27	9.0	1	19	0	
[OUT/BOUNDS]	3	0	0.0	0	0	0		[DOWNED]	1	0	0.0	0	0	0	
Returns	2	45	22.5	1	26	0		[OUT/BOUNDS]	1	0	0.0	0	0	0	
								Returns	3	27	9.0	1	19	0	
KICKOFF RET.	NO	YDS	AVG	FC	LG	TD		KICKOFF RET.	NO	YDS	AVG	FC	LG	TD	
M. Lewis	5	145	29.0	0	53	0		Smart	3	48	16.0	0	19	0	
McAfee	1	0	0.0	0	0	0		[TOUCHBACK]	1	0	0.0	0	0	0	
Returns	6	145	24.2	0	53	0		Returns	3	48	16.0	0	19	0	

TEAM STATISTICS	CAR	NO	Had Blocked	1	0
TOTAL FIRST DOWNS	20	19	FGs - PATs HAD BLKD.	0-0	0-0
By Rushing	10	5	Net Punting Avg.	32.0	37.8
By Passing	8	14	TOTAL RETURN YARDAGE	44	45
By Penalty	2	0	No. and Yards Punt Returns	3-27	2-45
3rd DOWN EFFICIENCY	5-14-36%	2-12-17%	No. and Yards Kickoff Returns	3-48	6-145
4th DOWN EFFICIENCY	0-0-0%	2-3-67%	No. and Yards Interception Returns	1-17	0-0
TOTAL NET YARDS	368	294	PENALTIES: No.-Yds.	6-50	4-43
Total Plays	67	66	FUMBLES: No. - Lost	1-0	3-2
Avg. Per Play	5.5	4.5	TOUCHDOWNS	2	2
NET YARDS RUSHING	223	104	Rushing	2	0
Total Rushes	39	29	Passing	0	2
Avg. Per Play	5.7	3.6	EXTRA POINTS: Made-Att.	2-2	2-2
Tackles For Loss-Yds.	3-3	1-1	Kicking: Made-Att.	2-2	2-2
NET YARDS PASSING	145	190	FIELD GOALS: Made-Att.	3-3	2-2
Sacked-Yds. Lost	1-3	3-11	RED ZONE EFFICIENCY	2-5-40%	1-1-100%
Gross Yards	148	201	GOAL-TO-GO EFFICIENCY	2-3-67%	0-0-0%
PASSING: Att.-Comp.-INT	27-12-0	34-21-1	SAFETIES	0	0
Avg. Per Play	5.2	5.1	FINAL SCORE	23	20
KICKOFFS: No.-in EZ-Touchbacks	6-1-0	4-1-1	TIME OF POSSESSION	33:52	30:44
PUNTS: No.-Avg.	7-38.4	6-42.3			

ORGANIZATION
PLAYERS
REVIEW
RECORDS
HISTORY
SPECIFICS

ORGANIZATION
PLAYERS
REVIEW
RECORDS
HISTORY
SPECIFICS



AT TAMPA BAY 9

SAINTS: 23 BUCCANEERS: 20
 RAYMOND JAMES STADIUM
 TAMPA BAY, FLA. - 11/02/03
 ATTENDANCE: 65,524 TIME: 3:00

The Saints won their third-straight game over the defending Super Bowl-Champion Buccaneers on a 47-yard field goal by K John Carney with eight seconds remaining. It was the resurgent Saints' third win in the last four games.

With no timeouts left on the game's last possession and the score tied, 14-14, New Orleans took over on its own 28. QB Aaron Brooks completed five-straight passes to move the Saints to the Tampa Bay 31, and a two-yard plunge by RB Deuce McAllister set up Carney's game-winning field goal. Making the kick even more rewarding: Carney had missed a 39-yard attempt with 3:53 remaining, allowing Tampa Bay a final touchdown drive to tie the score.

New Orleans forced six Buccaneers turnovers in the contest, including a pair of interceptions by CB Ashley Ambrose. He returned the second 73 yards for a touchdown.

Ambrose's first interception led to New Orleans' opening touchdown. On the Saints' first play following the turnover, Brooks found WR Michael Lewis on a 38-yard TD strike to

take a 7-0 lead with 10:57 remaining in the first half.

The Buccaneers hit stride in the fourth quarter, driving 97 yards in nine plays. The

! notebook

Though he suffered from dehydration and was admitted to a local hospital following the contest, DE Willie Whitehead had one of the best games of his career. He was named NFC Defensive Player of the Week after posting three sacks for minus-17 yards, five tackles and a forced fumble.

RB Deuce McAllister rushed for 110 yards on 26 carries. It was his sixth-straight 100-yard game, a new club record. It was the 14th 100 yard-plus game in his career, second in club history to RB George Rogers, who had 16 from 1981-84.

WR Michael Lewis' 38-yard TD grab in the second quarter was his first NFL touchdown catch.

march was capped by a 26-yard TD reception by RB Michael Pittman.

After Carney's missed field goal, Tampa Bay drove 71 yards on seven plays, with QB Brad Johnson finding WR Keenan McCardell for a 30-yard touchdown pass on fourth-and-10 from the New Orleans 30.

SAINTS - BUCCANEERS GAME SUMMARY

New Orleans Saints (4-5)	0	7	7	3	-	17
Tampa Bay Buccaneers (4-4)	0	0	0	14	-	14

Team	Qtr	Time	Play Description (Extra Point) (Drive Info)	V-H
NO	2	10:57	Lewis 38 pass from Brooks (Carney kick) (1-38, 0:09)	7-0
NO	3	0:07	Ambrose 73 INT return (Carney kick)	14-0
TB	4	7:59	Pittman 26 pass from Johnson (Gramatica kick) (9-97, 3:22)	14-7
TB	4	2:08	McCardell 30 pass from Johnson (Gramatica kick) (7-71, 1:45)	14-14
NO	4	0:08	Carney 47 FG (8-43, 2:00)	14-17

FIELD GOALS (made I) and missed)

NO: Carney 39 WL (47) TB: Gramatica 36 WL

TEAM STATISTICS	NO	TB	Had Blocked	0
TOTAL FIRST DOWNS	10	21	FGs - PATS HAD BLKD.	0-0
By Rushing	3	2	Net Punting Avg.	38.1
By Passing	7	18	TOTAL RETURN YARDAGE	96
By Penalty	0	1	No. and Yards Punt Returns	2-22
3rd DOWN EFFICIENCY	6-16-38%	4-13-31%	No. and Yards Kickoff Returns	3-74
4th DOWN EFFICIENCY	0-2-0%	1-2-50%	No. and Yards Interception Returns	2-74
TOTAL NET YARDS	257	362	PENALTIES: No.-Yds.	5-47
Total Plays	59	68	FUMBLES: No. - Lost	0-0
Avg. Per Play	4.4	5.3	TOUCHDOWNS	2
NET YARDS RUSHING	124	56	Rushing	0
Total Rushes	28	18	Passing	1
Avg. Per Play	4.4	3.1	Interceptions	1
Tackles For Loss-Yds.	3-4	2-2	EXTRA POINTS: Made-Att.	2-2
NET YARDS PASSING	133	306	Kicking: Made-Att.	2-2
Sacked-Yds. Lost	1-9	4-27	FIELD GOALS: Made-Att.	1-2
Gross Yards	142	333	RED ZONE EFFICIENCY	0-0-0%
PASSING: Att.-Comp.-INT	30-13-1	46-27-2	GOAL-TO-GO EFFICIENCY	0-0-0%
Avg. Per Play	4.3	6.1	SAFETIES	0
KICKOFFS: No.-in EZ-Touchbacks	4-0-0	3-0-0	FINAL SCORE	17
PUNTS: No.-Avg.	7-46.7	4-47.8	TIME OF POSSESSION	30:14

NEW ORLEANS SAINTS						TAMPA BAY BUCCANEERS					
RUSHING	ATT	YDS	AVG	LG	TD	RUSHING	ATT	YDS	AVG	LG	TD
McAllister	26	110	4.2	37	0	Pittman	16	48	3.0	7	0
Brooks	1	15	15.0	15	0	Johnson	1	9	9.0	9	0
Carter	1	-1	-1.0	-1	0	Stecker	1	-1	-1.0	-1	0
Total	28	124	4.4	37	0	Total	18	56	3.1	9	0

NEW ORLEANS SAINTS						TAMPA BAY BUCCANEERS					
PASSING	ATT	CMP	YDS	SK/YD	TD	PASSING	ATT	CMP	YDS	SK/YD	TD
Brooks	29	13	142	1/9	1	Johnson	46	27	333	4/27	2
Berger	1	0	0	0/0	0	Total	46	27	333	4/27	2
Total	30	13	142	1/9	1	Total	46	27	333	4/27	2

NEW ORLEANS SAINTS						TAMPA BAY BUCCANEERS					
RECEIVING	NO	YDS	AVG	LG	TD	RECEIVING	NO	YDS	AVG	LG	TD
Horn	4	39	9.8	14	0	Johnson	10	124	12.4	24	0
McAllister	4	16	4.0	5	0	Pittman	6	49	8.2	26	1
Lewis	3	69	23.0	38	1	McCardell	5	75	15.0	30	1
Williams	1	13	13.0	13	0	Williams	2	19	9.5	10	0
Patton	1	5	5.0	5	0	Jones	1	29	29.0	29	0
Total	13	142	10.9	38	1	Yoder	1	20	20.0	20	0

NEW ORLEANS SAINTS						TAMPA BAY BUCCANEERS					
INTERCEPTIONS	NO	YDS	AVG	LG	TD	INTERCEPTIONS	NO	YDS	AVG	LG	TD
Ambrose	2	74	37.0	73	1	Brooks	1	12	12.0	12	0
Total	2	74	37.0	73	1	Total	1	12	12.0	12	0

NEW ORLEANS SAINTS						TAMPA BAY BUCCANEERS					
PUNTING	NO	YDS	AVG	TB	I20	LG	PUNTING	NO	YDS	AVG	TB
Berger	7	327	46.7	1	2	58	Tupa	4	191	47.8	0
Total	7	327	46.7	1	2	58	Total	4	191	47.8	0

NEW ORLEANS SAINTS						TAMPA BAY BUCCANEERS					
PUNT RET.	NO	YDS	AVG	FC	LG	TD	PUNT RET.	NO	YDS	AVG	FC
M. Lewis	2	22	11.0	1	11	0	Williams	2	23	11.5	1
[OUT/BOUNDS]	1	0	0.0	0	0	0	Wansley	2	17	8.5	0
Returns	2	22	11.0	1	11	0	[DOWNED]	1	0	0.0	0

NEW ORLEANS SAINTS						TAMPA BAY BUCCANEERS					
KICKOFF RET.	NO	YDS	AVG	FC	LG	TD	KICKOFF RET.	NO	YDS	AVG	FC
M. Lewis	3	74	24.7	0	27	0	Stecker	2	34	17.0	0
Returns	3	74	24.7	0	27	0	Barlow	1	22	22.0	0
							Returns	3	56	18.7	0



VS. **ATLANTA** **10**

SAINTS: 23 FALCONS: 20 (OT)
LOUISIANA SUPERDOME
NEW ORLEANS, LA. - 11/16/02
ATTENDANCE: 68,432 TIME: 3:37

The Saints capped a thrilling comeback with a 36-yard field goal by K **John Carney** in overtime to reach .500 for the first time in 2003. New Orleans erased a 17-0 deficit behind the rushing and receiving of RB **Deuce McAllister**, who set a club record with 237 yards from scrimmage (173 rushing on 23 carries and nine receptions for 64 yards).

Carney drilled a 26-yard field goal to tie the game with five seconds remaining in regulation. His kick capped a 10-point fourth quarter for New Orleans and sent the game into overtime. But McAllister fumbled through the end zone following a 58-yard burst on the opening possession of the extra period and Atlanta recovered for a touchback.

Falcons RB **Warrick Dunn** shook loose for a 41-yard run on Atlanta's first play from scrimmage in overtime, but three plays later K **Jay Feely's** 54-yard attempt fell well short, giving the Saints the ball at the New Orleans 45.

After a 14-yard completion to WR **Horn** and a 23-yard run by McAllister, Carney kicked the game-winner.

Despite a 162-yard rushing performance by Dunn, the Saints picked

! notebook

QB Aaron Brooks engineered the 10th comeback victory of his career – and second in as many games – by completing 21 of 37 for 228 yards and rushing for 37 yards on eight carries.

RB Deuce McAllister's 237 yards from scrimmage broke the previous club record held by RB **Rueben Mayes**, who had 225 (208 rushing) vs. Miami on Dec. 7, 1986. The 173-yard rushing effort was his seventh-straight 100-yard plus rushing performance, which extended his team record, and the fifth-highest single-game total in franchise history.

Atlanta QB **Kurt Kittner** twice and stopped the Falcons on all eight of their possessions after halftime to rally from a 20-3 deficit. Interceptions by CB **Fred Thomas** and S **Bellamy** helped spark the Saints' comeback.

SAINTS - FALCONS GAME SUMMARY

Atlanta Falcons (2-8)	10	10	0	0	0	-	20
New Orleans Saints (5-5)	0	3	7	10	3	-	23

Team	Qtr	Time	Play Description (Extra Point)	(Drive Info)	V-M
ATL	1	6:38	McBride 15 INT return (Feely kick)		7-0
ATL	1	0:47	Feely 38 FG (9-51, 4:05)		10-0
ATL	2	12:52	Duckett 4 run (Feely kick) (2-5, 0:46)		17-0
NO	2	4:07	Carney 28 FG (16-70, 8:45)		17-3
ATL	2	0:07	Feely 27 FG (8-36, 1:33)		20-3
NO	3	6:13	McAllister 5 run (Carney kick) (3-16, 1:25)		20-10
NO	4	12:22	McAllister 7 run (Carney kick) (9-52, 3:35)		20-17
NO	4	0:05	Carney 26 FG (5-9, 1:46)		20-20
NO	OT	11:01	Carney 36 FG (3-37, 1:01)		20-23

FIELD GOALS (made (I) and missed)
ATL: Feely (38) (27) 54 SH **NO:** Carney (28) (26) (36)

10 VS. ATLANTA

NEW ORLEANS SAINTS							ATLANTA FALCONS						
RUSHING	ATT	YDS	AVG	LG	TD		RUSHING	ATT	YDS	AVG	LG	TD	
McAllister	28	173	6.2	58	2		Dunn	23	162	7.0	54	0	
Brooks	8	37	4.6	10	0		Duckett	4	7	1.8	4	1	
Total	36	210	5.8	58	2		Kittner	1	-1	-1.0	-1	0	
							Total	28	168	6.0	54	1	

NEW ORLEANS SAINTS							ATLANTA FALCONS								
PASSING	ATT	CMP	YDS	SK/YD	TD	LG	IN	PASSING	ATT	CMP	YDS	SK/YD	TD	LG	IN
Brooks	37	21	228	7/35	0	39	2	Kittner	27	8	80	1/4	0	22	2
McAllister	1	0	0	0/0	0	0	0	Total	27	8	80	1/4	0	22	2
Total	30	21	228	7/35	0	39	2								

NEW ORLEANS SAINTS							ATLANTA FALCONS						
RECEIVING	NO	YDS	AVG	LG	TD		RECEIVING	NO	YDS	AVG	LG	TD	
McAllister	9	64	7.1	14	0		Dunn	2	23	11.5	22	0	
Lewis	4	85	21.3	39	0		McCord	2	22	11.0	11	0	
Patton	3	47	15.7	22	0		Price	2	18	9.0	11	0	
Horn	3	21	7.0	14	0		Crumpler	1	10	10.0	10	0	
Smith	1	6	6.0	6	0		Finneran	1	7	7.0	7	0	
Stallworth	1	5	5.0	5	0		Total	8	80	10.0	22	0	
Total	21	228	10.9	30	0								

NEW ORLEANS SAINTS							ATLANTA FALCONS						
INTERCEPTIONS	NO	YDS	AVG	LG	TD		INTERCEPTIONS	NO	YDS	AVG	LG	TD	
Thomas	1	15	15.0	15	0		Bolden	1	20	20.0	20	0	
Bellamy	1	8	8.0	8	0		McBride	1	15	15.0	15	1	
Total	2	23	11.5	15	0		Total	2	35	17.5	20	1	

NEW ORLEANS SAINTS							ATLANTA FALCONS						
PUNTING	NO	YDS	AVG	TB	I20	LG	PUNTING	NO	YDS	AVG	TB	I20	LG
Berger	7	286	40.9	0	3	49	Mohr	8	306	38.3	0	1	47
Total	7	286	40.9	0	3	49	Total	8	306	38.3	0	1	47

NEW ORLEANS SAINTS							ATLANTA FALCONS						
PUNT RET.	NO	YDS	AVG	FC	LG	TD	PUNT RET.	NO	YDS	AVG	FC	LG	TD
M. Lewis	3	12	4.0	1	9	0	Rossum	4	45	11.3	3	22	0
Green	1	6	6.0	0	6	0	Returns	4	45	11.3	3	22	0
(DOWNED)	3	0	0.0	0	0	0							
Returns	4	18	4.5	1	9	0							

NEW ORLEANS SAINTS							ATLANTA FALCONS						
KICKOFF RET.	NO	YDS	AVG	FC	LG	TD	KICKOFF RET.	NO	YDS	AVG	FC	LG	TD
M. Lewis	4	111	27.8	0	39	0	Rossum	3	74	24.7	0	28	0
Rasby	1	6	6.0	0	6	0	Jervey	1	16	16.0	0	16	0
M. Williams	0	0	0.0	0	0	0	Kozlowski	1	4	4.0	0	4	0
Returns	6	117	19.5	0	39	0	Returns	5	94	18.8	0	28	0

TEAM STATISTICS		ATL	NO	Had Blocked	0	0
TOTAL FIRST DOWNS		11	23	FGs - PATS HAD BLKD.	0-0	0-0
By Rushing		6	13	Net Punting Avg.	36.0	34.4
By Passing		5	8	TOTAL RETURN YARDAGE	80	41
By Penalty		0	2	No. and Yards Punt Returns	4-45	4-18
3rd DOWN EFFICIENCY		1-12-8%	5-15-33%	No. and Yards Kickoff Returns	5-94	6-117
4th DOWN EFFICIENCY		0-0-0%	1-2-50%	No. and Yards Interception Returns	2-35	2-23
TOTAL NET YARDS		244	403	PENALTIES: No.-Yds.	5-44	7-46
Total Plays		56	81	FUMBLES: No. - Lost	2-1	4-2
Avg. Per Play		4.4	5.0	TOUCHDOWNS	2	2
NET YARDS RUSHING		168	210	Rushing	1	2
Total Rushes		28	36	Passing	0	0
Avg. Per Play		6.0	5.8	Interceptions	1	0
Tackles For Loss-Yds.		1-3	2-2	EXTRA POINTS: Made-Att.	2-2	2-2
NET YARDS PASSING		76	193	Kicking: Made-Att.	2-2	2-2
Sacked-Yds. Lost		1-4	7-35	FIELD GOALS: Made-Att.	2-3	3-3
Gross Yards		80	228	RED ZONE EFFICIENCY	1-3-33%	2-6-33%
PASSING: Att.-Comp.-INT		27-8-2	38-21-2	GOAL-TO-GO EFFICIENCY	1-2-50%	2-4-50%
Avg. Per Play		2.7	4.3	SAFETIES	0	0
KICKOFFS: No.-in EZ-Touchbacks		6-3-0	5-1-0	FINAL SCORE	20	23
PUNTS: No.-Avg.		8-38.3	7-40.9	TIME OF POSSESSION	24:22	39:37



AT PHILADELPHIA 11

EAGLES: 33 SAINTS: 20
LINCOLN FINANCIAL FIELD
PHILADELPHIA, PA. - 11/23/03
ATTENDANCE: 67,802 TIME: 3:18

Despite a career-high 184 yards rushing and two touchdowns by RB **Deuce McAllister**, the Saints were undermined by miscues, three turnovers and a 259-yard passing day by Philadelphia QB **Donovan McNabb**.

After the Eagles opened with a field goal, the Saints had a chance to score on their first possession, but QB **Aaron Brooks** fumbled on a handoff at the Philadelphia 1. The ball rolled into the end zone, where it was recovered for a touchback. The Eagles capitalized on the mistake when RB **Bryan Westbrook** scored on a 15-yard run with 4:25 remaining in the first quarter.

In the second quarter, the Eagles recovered a fumble at midfield and drove for a touchdown. The Saints answered with a six-yard scoring catch by TE **Boo Williams** to cut the lead to 17-7. But Philadelphia marched 42 yards on the final possession of the second quarter to add a field goal.

WR **Jerome Pathon** fumbled on the Saints' first possession of the second half setting up another field goal for the Eagles. McAllister would answer with a spectacular 76-yard touchdown run with 12:58 remaining in the quarter.

! notebook

TE Boo Williams set career-highs with nine catches for 110 yards and had a six-yard touchdown grab.

While extending his club record by posting his eighth-straight 100-yard game, RB Deuce McAllister had a career-long 76-yard touchdown run in the third quarter.

After a key stop for the Saints' defense, the Saints drove 61 yards on 11 plays to set up a 45-yard field goal attempt. But the kick was blocked by Eagles S **Michael Lewis**. Philadelphia K **David Akers** would add a 35-yard kick early in the fourth quarter, and McNabb would add a two-yard TD pass with 2:18 left in the game.

SAINTS - EAGLES GAME SUMMARY

New Orleans Saints (5-6)	0	7	7	6	-	20
Philadelphia Eagles (8-3)	10	10	3	10	-	33

Team	Qtr	Time	Play Description (Extra Point) (Drive Info)	V-H
PHI	1	12:09	Akers 36 FG (8-67, 2:51)	0-3
PHI	1	4:25	Westbrook 15 run (Akers kick) (6-80, 3:14)	0-10
PHI	2	2:38	Buckhalter 1 run (Akers kick) (5-50, 2:46)	0-17
NO	2	1:47	B. Williams 6 pass from Brooks (Carney kick) (3-72, 0:51)	7-17
PHI	2	0:05	Akers 41 FG (7-42, 1:42)	7-20
PHI	3	13:16	Akers 42 FG (4-2-, 1:26)	7-23
NO	3	12:58	McAllister 76 run (Carney kick) (1-76, 0:18)	14-23
PHI	4	10:01	Akers 33 FG (10-66, 5:39)	14-26
PHI	4	5:28	Ritchie 2 pass from McNabb (Akers kick) (4-58, 2:18)	14-33
NO	4	3:39	McAllister 22 run (pass failed) (5-64, 1:49)	20-33

FIELD GOALS (made () and missed)
NO: Carney 45B PHI: Akers (36) (41) (42) (33)

NEW ORLEANS SAINTS							PHILADELPHIA EAGLES							
RUSHING	ATT	YDS	AVG	LG	TD		RUSHING	ATT	YDS	AVG	LG	TD		
McAllister	19	184	9.7	76	2		Staley	8	77	9.6	16	0		
Carter	1	8	8.0	8	0		McNabb	7	54	7.7	34	0		
Brooks	4	7	1.8	3	0		Westbrook	9	52	5.8	15	1		
Total	24	199	8.3	76	2		Buckhalter	7	18	2.6	8	1		
							Thrash	1	0	0.0	0	0		
							Total	32	201	6.3	34	2		

PASSING	ATT	CMP	YDS	SK/YD	TD	LG	IN		PASSING	ATT	CMP	YDS	SK/YD	TD	LG	IN
Brooks	39	24	287	2/20	1	42	0		McNabb	25	16	259	3/12	1	48	0
Total	39	24	287	2/20	1	42	0		Total	25	16	259	3/12	1	48	0

RECEIVING	NO	YDS	AVG	LG	TD		RECEIVING	NO	YDS	AVG	LG	TD	
B. Williams	9	110	12.2	23	1		Westbrook	3	47	15.7	38	0	
Pathon	5	35	7.0	10	0		C. Lewis	2	37	18.5	23	0	
Horn	4	76	19.0	42	0		Staley	2	26	13.0	13	0	
McAllister	4	48	12.0	23	0		Mitchell	2	24	12.0	18	0	
Gardner	2	18	9.0	11	0		Pinkston	1	48	48.0	48	0	
Total	24	287	12.0	42	1		Smith	1	28	28.0	28	0	

INTERCEPTIONS	NO	YDS	AVG	LG	TD		INTERCEPTIONS	NO	YDS	AVG	LG	TD
Total	0	0	0.0	0	0		Total	0	0	0.0	0	0

PUNTING	NO	YDS	AVG	TB	I20	LG		PUNTING	NO	YDS	AVG	TB	I20	LG
Berger	1	40	40.0	0	0	40		Johnson	3	104	34.7	1	1	47
Total	1	40	40.0	0	0	40		Total	3	104	34.7	1	1	47

PUNT RET.	NO	YDS	AVG	FC	LG	TD		PUNT RET.	NO	YDS	AVG	FC	LG	TD
Craver	0	0	0.0	1	0	0		Westbrook	1	15	15.0	0	15	0
[DOWNED]	1	0	0.0	0	0	0		Returns	1	15	15.0	0	15	0
[TOUCHBACK]	1	0	0.0	0	0	0								
Returns	0	0	0.0	1	0	0								

KICKOFF RET.	NO	YDS	AVG	FC	LG	TD		KICKOFF RET.	NO	YDS	AVG	FC	LG	TD
Craver	3	57	19.0	0	21	0		Thrash	4	90	22.5	0	33	0
Lewis	2	35	17.5	0	19	0		Returns	4	90	22.5	0	33	0
[TOUCHBACK]	2	0	0.0	0	0	0								
Returns	6	95	15.8	0	21	0								

TEAM STATISTICS	NO	PHI		
TOTAL FIRST DOWNS	27	22	Had Blocked	0
By Rushing	9	8	FGs - PATs HAD BLKD.	1-0
By Passing	15	12	Net Punting Avg.	25.0
By Penalty	3	2	TOTAL RETURN YARDAGE	0
3rd DOWN EFFICIENCY	5-10-50%	4-10-40%	No. and Yards Punt Returns	0-0
4th DOWN EFFICIENCY	0-2-0%	1-0-0%	No. and Yards Kickoff Returns	6-95
TOTAL NET YARDS	466	448	No. and Yards Interception Returns	0-0
Total Plays	65	60	PENALTIES: No.-Yds.	12-101
Avg. Per Play	7.2	7.5	FUMBLES: No. - Lost	4-3
NET YARDS RUSHING	199	201	TOUCHDOWNS	3
Total Rushes	24	32	Rushing	2
Avg. Per Play	8.3	6.3	Passing	1
Tackles For Loss-Yds.	0-0	2-6	Interceptions	0
NET YARDS PASSING	267	247	EXTRA POINTS: Made-Att.	2-3
Sacked-Yds. Lost	2-20	3-12	Kicking: Made-Att.	2-2
Gross Yards	287	259	FIELD GOALS: Made-Att.	0-1
PASSING: Att.-Comp.-INT	39-24-0	25-16-0	RED ZONE EFFICIENCY	1-2-50%
Avg. Per Play	6.5	8.8	GOAL-TO-GO EFFICIENCY	1-2-50%
KICKOFFS: No.-in EZ-Touchbacks	4-0-0	8-4-2	SAFETIES	0
PUNTS: No.-Avg.	1-40.0	3-34.7	FINAL SCORE	20
			TIME OF POSSESSION	28:56
				31:04



AT WASHINGTON 12
 SAINTS: 24 REDSKINS: 20
 FEDEX FIELD WASHINGTON, D.C. - 11/30/03
 ATTENDANCE: 76,821 TIME: 3:11

QB Aaron Brooks rushed for a pair of touchdowns and threw the game-winning TD to TE Boo Williams with 9:38 remaining as the Saints clawed back to .500 on the season.

RB Deuce McAllister also came up big again, rushing for 165 yards on 31 carries to post his ninth-straight 100-yard game, tying Chicago RB Walter Payton and Jacksonville RB Fred Taylor for the third-longest streak in NFL history.

The Saints opened the scoring early in the second quarter when Brooks capped an 84-yard drive with a one-yard touchdown plunge up the middle. After exchanging punts, Washington tied the game later in the quarter when FB Rock Cartwright scored on a two-yard TD run.

New Orleans came back to take the lead on the next possession. McAllister shook loose for a 52-yard carry on the Saints' first play, and a face mask penalty at the end of the run moved the ball to the Washington 11. But the Redskins defense held the Saints to a field goal. Washington RB Chad Morton took the ensuing kickoff 94

yards for a TD to give the Redskins a 14-10 lead at halftime.

After Washington added a field goal in the third quarter, the Saints drove 77 yards on 11 plays to set up a second rushing touchdown for Brooks, this time from three

! notebook

WR Joe Horn extended his streak of games with a reception with the Saints to 60 consecutive with two catches. Dating back to the final 14 games of 1999 with Kansas City, he has caught a pass in 74-straight games.

K John Carney had six points, moving him into third on the club's all-time scoring list with 321 points, passing RB Dalton Hilliard, who had 318 from 1986-93.

yards out to tie the game at 17-17.

The Redskins opened the scoring in the final quarter with a 49-yard field goal by K John Hall with 12:53 remaining. CB Keyon Craver took the kickoff 52 yards to set up a 40-yard TD drive for New Orleans. TE Boo Williams hauled in a 15-yard scoring pass to provide the winning points.

SAINTS - REDSKINS GAME SUMMARY

New Orleans Saints (6-6)	0	10	7	7	-	24
Washington Redskins (4-8)	0	14	3	3	-	20

Team	Qtr	Time	Play Description (Extra Point) (Drive Info)	V-H
NO	2	14:56	Brooks 7 run (Carney kick) (6-84, 3:13)	7-0
WASH	2	3:38	Cartwright 2 run (Hall kick) (11-76, 5:17)	7-7
NO	2	2:24	Carney 25 FG (5-66, 1:24)	10-7
WASH	2	2:10	Morton 94 kickoff return (Hall kick)	10-14
WASH	3	5:55	Hall 45 FG (9-35, 4:34)	10-17
NO	3	0:38	Brooks 3 run (Carney kick) (11-77, 5:17)	17-17
WASH	4	12:53	Hall 49 FG (7-29, 2:45)	17-20
NO	4	9:38	B. Williams 15 pass from Brooks (Carney kick) (6-40, 3:15)	24-20

FIELD GOALS (made ! and missed)
 NO: Carney 51 SH (25) 48 WL WASH: Hall (45) (49)

12 @ WASHINGTON

NEW ORLEANS SAINTS							WASHINGTON REDSKINS						
RUSHING	ATT	YDS	AVG	LG	TD		RUSHING	ATT	YDS	AVG	LG	TD	
McAllister	30	165	5.5	52	0		Canidate	16	115	7.2	38	0	
Horn	1	13	13.0	13	0		Cartwright	4	27	6.8	22	1	
Brooks	6	11	1.8	7	2		Hasselbeck	3	10	3.3	6	0	
TOTAL	37	189	5.1	52	2		Betts	2	8	4.0	7	0	
							Morton	1	1	1.0	1	0	
							TOTAL	26	161	6.2	38	1	

PASSING	ATT	CMP	YDS	SK/YD	TD	LG	IN		PASSING	ATT	CMP	YDS	SK/YD	TD	LG	IN
Brooks	30	14	121	0/0	1	17	0		Hasselbeck	42	22	231	0/0	0	21	1
TOTAL	30	14	121	0/0	1	17	0		TOTAL	42	22	231	0/0	0	21	1

RECEIVING	NO	YDS	AVG	LG	TD		RECEIVING	NO	YDS	AVG	LG	TD	
McAllister	4	31	7.8	15	0		Coles	6	88	14.7	21	0	
B. Williams	3	43	14.3	17	1		Betts	4	46	11.5	18	0	
Smith	2	16	8.0	8	0		Gardner	3	32	10.7	13	0	
Patton	2	14	7.0	11	0		Morton	2	16	8.0	8	0	
Horn	2	10	5.0	5	0		Flemister	2	14	7.0	7	0	
D. Lewis	1	7	7.0	7	0		B. Johnson	2	14	7.0	8	0	
TOTAL	14	121	8.6	17	1		Jacobs	1	14	14.0	14	0	

INTERCEPTIONS	NO	YDS	AVG	LG	TD		INTERCEPTIONS	NO	YDS	AVG	LG	TD	
Thomas	1	14	14.0	14	0		P. Johnson	1	13	13.0	13	0	
TOTAL	1	14	14.0	14	0		Canidate	1	-6	-6.0	-6	0	
							TOTAL	22	231	10.5	21	0	

PUNTING	NO	YDS	AVG	TB	I20	LG	INTERCEPTIONS	NO	YDS	AVG	LG	TD	
Berger	6	245	40.8	1	2	48	Total	0	0	0.0	0	0	
TOTAL	6	245	40.8	1	2	48							

PUNT RET.	NO	YDS	AVG	FC	LG	TD	PUNTING	NO	YDS	AVG	TB	I20	LG
Craver	2	22	11.0	0	19	0	Barker	4	151	37.8	0	2	45
[DOWNED]	2	0	0.0	0	0	0	TOTAL	4	151	37.8	0	2	45
Returns	2	22	11.0	0	19	0							

KICKOFF RET.	NO	YDS	AVG	FC	LG	TD	KICKOFF RET.	NO	YDS	AVG	FC	LG	TD
McAfee	3	59	19.7	0	23	0	Morton	3	120	40.0	0	94	1
Lewis	2	71	35.5	0	52	0	[DOWNED]	3	0	0.0	0	0	0
Returns	5	130	26.0	0	52	0	[OUT/BOUNDS]	1	0	0.0	0	0	0
							[TOUCHBACK]	1	0	0.0	0	0	0
							Returns	1	4	4.0	0	4	0

TEAM STATISTICS	NO	WASH	Had Blocked	0	0
TOTAL FIRST DOWNS	23	20	FGs - PATS HAD BLKD.	0-0	0-0
By Rushing	11	8	Net Punting Avg.	36.8	32.3
By Passing	8	11	TOTAL RETURN YARDAGE	36	4
By Penalty	4	1	No. and Yards Punt Returns	2-22	1-4
3rd DOWN EFFICIENCY	7-16-44%	5-14-36%	No. and Yards Kickoff Returns	5-130	4-144
4th DOWN EFFICIENCY	0-0-0%	1-2-50%	No. and Yards Interception Returns	1-14	0-0
TOTAL NET YARDS	310	392	PENALTIES: No.-Yds.	3-30	8-120
Total Plays	67	68	FUMBLES: No. - Lost	0-0	3-2
Avg. Per Play	4.6	5.8	TOUCHDOWNS	3	2
NET YARDS RUSHING	189	161	Rushing	2	1
Total Rushes	37	26	Passing	1	0
Avg. Per Play	5.1	6.2	Kickoff Returns	0	1
Tackles For Loss-Yds.	2-6	0-0	EXTRA POINTS: Made-Att.	3-3	2-2
NET YARDS PASSING	121	231	Kicking: Made-Att.	3-3	2-2
Sacked-Yds. Lost	0-0	0-0	FIELD GOALS: Made-Att.	1-3	2-2
Gross Yards	121	231	RED ZONE EFFICIENCY	3-4-75%	1-1-100%
PASSING: Att.-Comp.-INT	30-14-0	42-22-1	GOAL-TO-GO EFFICIENCY	2-2-100%	1-1-100%
Avg. Per Play	4.0	5.5	SAFETIES	0	0
KICKOFFS: No.-in EZ-Touchbacks	5-0-0	5-0-0	FINAL SCORE	24	20
PUNTS: No.-Avg.	6-40.8	4-37.8	TIME OF POSSESSION	31:30	28:30



VS. **TAMPABAY** **13**

BUCCANEERS: 14 **SAINTS: 7**
LOUISIANA SUPERDOME
NEW ORLEANS, LA - 12/07/03
ATTENDANCE: 68,442 **TIME: 2:59**

A fumble recovery and a blocked punt by Tampa Bay in the final 1:25 of the first half led to a pair of touchdown passes by QB **Brad Johnson**, allowing the Buccaneers to erase a 7-0 lead for the Saints and providing enough scoring to hold off New Orleans in the second half.

The Saints dominated most of the first half. The club was driving to score again with 1:54 to play in the second quarter when a sure TD pass from QB **Aaron Brooks** to WR **Joe Horn** was dropped near the goal line.

On the next play, Brooks fumbled in the backfield attempting to pass, and the loose ball was scooped up by Bucs S **Jermaine Phillips**, who ran 19 yards to the New Orleans 19 before being stopped. Two plays later, Johnson threw a 14-yard TD pass to TE **Ken Dilger** to tie the game.

WR **Michael Lewis** took the ensuing kickoff 49 yards, but three plays later, Bucs DE **Simeone Rice** sacked Brooks to force a fumble, which was recovered by C **Jerry Fontenot**. The Saints were forced to punt, but it was blocked by S **David Gibson** and returned 20 yards by CB **Ronde Barber** to the New Orleans 1 with 17 seconds left.

Tampa Bay took the lead on the next play, with Johnson finding DT **Warren Sapp** on a scoring pass. Sapp had lined up at tight end as an eligible receiver.

The Saints took a 7-0 lead when Brooks capping and 86-yard march by finding TE **Bo Williams** for a 13-yard TD strike with 1:39 remaining. Brooks was 4-for-4 on the drive for 70 yards.

In the third quarter, the Saints had a chance to cut into the lead, but K **John Carney's** 49-yard attempt went wide right with 6:27 to play. Tampa Bay got the ball back at its 39 and drove to the New Orleans 25, but the Bucs' 44-yard

field goal attempt went wide right. New Orleans took over at its 34 after the miss, but gave the ball back to the Bucs after Brooks fumbled when LB **Derrick Brooks** hit him at the 38.

The Bucs went on a 15-play, 90-yard drive that took 5:57 off the clock, helped by three third-down conversion completions by Johnson, including a 35-yard pass to WR **Keenan McCardell** on third-and-nine from the Tampa 27.

! notebook

RB Deuce McAllister had his nine-game streak of 100-yard rushing games stopped with 69 yards on 22 carries.

With 118 yards on nine receptions, WR Joe Horn tied WR Eric Martin (1985-93) for the club's career record for most 100-yard receiving games with 18.

SAINTS - BUCCANEERS GAME SUMMARY

Tampa Bay Buccaneers (6-7)	0	14	0	0	-	14
New Orleans Saints (6-7)	7	0	0	0	-	7

Team	Qtr	Time	Play Description (Extra Point) (Drive Info)	V-H
NO	1	1:39	B. Williams 31 pass from Brooks (Carney kick) (9-86, 5:06)	0-7
TB	2	1:25	Dilger 14 pass from Johnson (Gramatica kick) (2-37, 0:13)	7-7
TB	2	0:12	Sapp 1 pass from Johnson (1-1, 0:05)	14-7

FIELD GOALS (made ! and missed)
TB: Gramatica 44WR 35B **NO:** Carney 49WR

13 VS. **TAMPABAY**

NEW ORLEANS SAINTS							TAMPA BAY BUCCANEERS							
RUSHING	ATT	YDS	AVG	LG	TD		RUSHING	ATT	YDS	AVG	LG	TD		
McAllister	22	69	3.1	22	0		T. Jones	20	89	4.5	13	0		
L. Smith	1	17	17.0	17	0		Pittman	6	13	2.2	7	0		
Brooks	1	4	4.0	4	0		Lee	1	8	8.0	8	0		
Total	24	90	3.8	22	0		Johnson	2	-3	-1.5	-1	0		
							Total	29	107	3.7	13	0		

PASSING							PASSING								
ATT	CMP	YDS	SK/YD	TD	LG	IN	ATT	CMP	YDS	SK/YD	TD	LG	IN		
Brooks	30	20	238	7/36	1	31	0	Johnson	34	20	213	1/6	2	35	1
Total	30	20	238	7/36	1	31	0	Total	34	20	213	1/6	2	35	1

RECEIVING						RECEIVING							
NO	YDS	AVG	LG	TD		NO	YDS	AVG	LG	TD			
Horn	9	118	13.1	17	0	McCardell	6	85	14.2	35	0		
B. Williams	4	59	14.8	31	1	Lee	5	52	10.4	14	0		
McAllister	3	19	6.3	8	0	Pittman	3	29	9.7	13	0		
Rasby	2	31	15.5	17	0	Dilger	2	26	13.0	14	1		
Pathon	1	8	8.0	8	0	Jones	2	14	7.0	17	0		
T. Smith	1	3	3.0	3	0	Dudley	1	6	6.0	6	0		
Total	20	238	11.9	31	1	Sapp	1	1	1.0	1	1		
						Total	20	213	10.7	35	2		

INTERCEPTIONS						INTERCEPTIONS							
NO	YDS	AVG	LG	TD		NO	YDS	AVG	LG	TD			
Ruff	1	7	7.0	7	0	Total	0	0	0.0	0	0		
Total	1	7	7.0	7	0								

PUNTING						PUNTING							
NO	YDS	AVG	TB	I20	LG	NO	YDS	AVG	TB	I20	LG		
Berger	4	190	47.5	1	2	54	Tupa	5	260	52.0	0	1	55
(BLOCKED)	1	0	0.0	0	0	0	Total	5	260	52.0	0	1	55
Total	5	190	38.0	1	2	54							

PUNT RET.						PUNT RET.							
NO	YDS	AVG	FC	LG	TD	NO	YDS	AVG	FC	LG	TD		
Lewis	4	57	14.3	0	27	0	Barlow	2	5	2.5	0	5	0
(DOWNED)	1	0	0.0	0	0	0	[OUT/BOUNDS]	1	0	0.0	0	0	0
Returns	4	57	14.3	0	27	0	[TOUCHBACK]	1	0	0.0	0	0	0
							Returns	2	5	2.5	0	5	0

KICKOFF RET.						KICKOFF RET.							
NO	YDS	AVG	FC	LG	TD	NO	YDS	AVG	FC	LG	TD		
Lewis	3	86	28.7	0	49	0	Barlow	1	20	20.0	0	20	0
Returns	3	86	28.7	0	49	0	Jones	1	14	14.0	0	14	0
							Returns	2	34	17.0	0	20	0

TEAM STATISTICS	TB	NO	Had Blocked	0	1
TOTAL FIRST DOWNS	16	16	FGs - PATS HAD BLKD.	1-0	0-0
By Rushing	4	4	Net Punting Avg.	40.6	33.0
By Passing	11	11	TOTAL RETURN YARDAGE	5	64
By Penalty	1	1	No. and Yards Punt Returns	2-5	4-57
3rd DOWN EFFICIENCY	7-15-47%	5-14-36%	No. and Yards Kickoff Returns	2-34	3-86
4th DOWN EFFICIENCY	0-1-0%	0-1-0%	No. and Yards Interception Returns	0-0	1-7
TOTAL NET YARDS	314	292	PENALTIES: No. - Yds.	9-85	4-44
Total Plays	64	61	FUMBLES: No. - Lost	0-0	4-3
Avg. Per Play	4.9	4.8	TOUCHDOWNS	2	1
NET YARDS RUSHING	107	90	Rushing	0	0
Total Rushes	29	24	Passing	2	1
Avg. Per Play	3.7	3.8	Returns	0	0
Tackles For Loss-Yds.	1-2	2-4	EXTRA POINTS: Made-Att.	2-2	1-1
NET YARDS PASSING	207	202	Kicking: Made-Att.	2-2	1-1
Sacked-Yds. Lost	1-6	7-36	FIELD GOALS: Made-Att.	0-2	0-1
Gross Yards	213	238	RED ZONE EFFICIENCY	2-3-67%	0-1-0%
PASSING: Att.-Comp.-INT	34-20-1	30-20-0	GOAL-TO-GO EFFICIENCY	1-1-100%	0-1-0%
Avg. Per Play	5.9	5.5	SAFETIES	0	0
KICKOFFS: No.-in EZ-Touchbacks	3-1-0	2-0-0	FINAL SCORE	14	7
PUNTS: No.-Avg.	5-52.0	5-38.0	TIME OF POSSESSION	30:49	29:11



VS. **NEW YORK** 14

SAINTS: 45 **GIANTS: 7**
LOUISIANA SUPERDOME
NEW ORLEANS, LA - 12/14/03
ATTENDANCE: 68,399 **TIME: 2:59**

QB **Aaron Brooks** tossed a career-high five touchdowns – including a club-record four to WR **Joe Horn** – as the Saints rolled to a big victory over the Giants in a nationally-televised, prime-time contest on ESPN.

Brooks completed 26 of 35 for 296 yards and a 138.8 passer rating. Horn had nine catches for 133 yards and RB **Deuce McAllister** added 80 yards rushing and 65 receiving on eight catches. The Saints steamed to 440 yards of offense to the Giants' 241 as New Orleans scored 45 points for the second time this season. The victory evened the Saints' record at 7-7 and kept New Orleans in the playoff hunt with two weeks remaining.

The Saints scored on their first possession when Brooks found Horn for a 50-yard TD reception. New Orleans would add a field goal in the opening quarter. In the second quarter, a fumble by Brooks led to New York's lone TD. The Saints would respond with a 13-play, 69-yard march, capped by a 13-yard scoring pass from Brooks to Horn for a 17-7

lead with 5:51 remaining in the second quarter.

New York drove to the New Orleans 27 following the TD, but the Giants' 43-yard field goal attempt was blocked by DT **Kenny**

! notebook

Brooks earned NFC Offensive Player of the Week for his exploits, the second time in 2003 he won the honor.

Brooks' four TD passes to Horn gave the duo 27 touchdowns passes in New Orleans, setting a club record previously held by QB Bobby Hebert and WR Eric Martin (24 from 1985-92).

The scoring total marked the first time since 1989 (40 at the L.A. Rams and 41 vs. Indianapolis) that the Saints scored 40 or more points twice in the same season.

Smith. CB **Fred Thomas** scooped up the ball and raced 64 yards for a touchdown.

Brooks would throw three more TDs in the second half, two to Horn sandwiched around a 26-yard scoring grab by WR **Jerome Pathon**.

SAINTS - GIANTS GAME SUMMARY

New York Giants (4-10)	0	7	0	0	-	7
New Orleans Saints (7-7)	10	14	14	7	-	45

Team	Qtr	Time	Play Description (Extra Point) (Drive Info)	V-H
NO	1	13:01	Horn 50 pass from Brooks (Carney kick) (5-64, 1:59)	0-7
NO	1	7:03	Carney 35 FG (8-35, 3:40)	0-10
NYG	2	13:05	Shiancoe 4 pass from Palmer (Bryant kick) (5-39, 2:19)	7-10
NO	2	5:51	Horn 13 pass from Brooks (Carney kick) (13-69, 7:14)	7-17
NO	2	3:10	Thomas 64 return of blocked FG (Carney kick)	7-24
NO	3	7:35	Horn 7 pass from Brooks (Carney kick) (7-60, 3:52)	7-31
NO	3	0:30	Pathon 26 pass from Brooks (Carney kick) (1-26, 0:06)	7-38
NO	4	14:55	Horn 26 pass from Brooks (Carney kick) (6-89, 3:22)	7-45

FIELD GOALS (made () and missed)

NYG: Bryant 43B

NO: Carney (35) 49WR

14 VS. **NEW YORK**

NEW ORLEANS SAINTS							NEW YORK GIANTS								
RUSHING	ATT	YDS	AVG	LG	TD		RUSHING	ATT	YDS	AVG	LG	TD			
McAllister	15	80	5.3	35	0		Barber	11	37	3.4	15	0			
L. Smith	8	40	5.0	13	0		Levens	8	37	4.6	15	0			
Brooks	3	11	3.7	9	0		Palmer	2	25	12.5	26	0			
Bouman	3	1	0.3	2	0		Joyce	4	21	5.3	8	0			
Total	29	132	4.6	35	0		Tyree	1	-9	-9.0	-9	0			
							Total	26	111	4.3	26	0			
PASSING	ATT	CMP	YDS	SK/YD	TD	LG	IN	PASSING	ATT	CMP	YDS	SK/YD	TD	LG	IN
Brooks	35	26	296	0/0	5	50	0	Palmer	26	15	140	3/10	1	39	0
Bouman	4	2	19	1/7	0	10	0	Total	26	15	140	3/10	1	39	0
Total	39	28	315	1/7	5	50	0								
RECEIVING	NO	YDS	AVG	LG	TD			RECEIVING	NO	YDS	AVG	LG	TD		
Horn	9	133	14.8	50	4			Barber	5	33	6.6	9	0		
McAllister	8	65	8.1	12	0			Shiancoe	3	19	6.3	10	1		
B. Williams	5	47	9.4	25	0			Toomer	2	20	10.0	10	0		
Pathon	3	45	15.0	26	1			Levens	2	19	9.5	10	0		
Shallworth	2	23	11.5	13	0			Ponder	2	10	5.0	9	0		
L. Smith	1	2	2.0	2	0			Tyree	1	39	39.0	39	0		
Total	28	315	11.3	50	5			Total	15	140	9.3	39	1		
INTERCEPTIONS	NO	YDS	AVG	LG	TD			INTERCEPTIONS	NO	YDS	AVG	LG	TD		
Total	0	0	0.0	0	0			Total	0	0	0.0	0	0		
PUNTING	NO	YDS	AVG	TB	I20	LG		PUNTING	NO	YDS	AVG	TB	I20	LG	
Berger	1	57	57.0	0	1	57		Feagles	6	255	42.5	0	1	49	
Total	1	57	57.0	0	1	57		Total	6	255	42.5	0	1	49	
PUNT RET.	NO	YDS	AVG	FC	LG	TD		PUNT RET.	NO	YDS	AVG	FC	LG	TD	
M. Lewis	3	32	10.7	0	15	0		Mitchell	1	10	10.0	0	10	0	
(OUT/BOUNDS)	3	0	0.0	0	0	0		Returns	1	10	10.0	0	10	0	
Returns	3	32	10.7	0	15	0									
KICKOFF RET.	NO	YDS	AVG	FC	LG	TD		KICKOFF RET.	NO	YDS	AVG	FC	LG	TD	
M. Lewis	2	38	19.0	0	27	0		Mitchell	4	86	21.5	0	27	0	
Returns	2	38	19.0	0	27	0		Joyce	4	78	19.5	0	25	0	
								Returns	8	164	20.5	0	27	0	
TEAM STATISTICS	NYG	NO	Had Blocked	0	0										
TOTAL FIRST DOWNS	16	26	FGs - PATS HAD BLKD.	1-0	0-0										
By Rushing	7	9	Net Punting Avg.	37.2	47.0										
By Passing	7	15	TOTAL RETURN YARDAGE	10	32										
By Penalty	2	2	No. and Yards Punt Returns	1-10	3-32										
3rd DOWN EFFICIENCY	1-9-11%	10-14-71%	No. and Yards Kickoff Returns	8-164	2-38										
4th DOWN EFFICIENCY	0-1-0%	0-1-0%	No. and Yards Interception Returns	0-0	0-0										
TOTAL NET YARDS	241	440	PENALTIES: No.-Yds.	7-70	7-55										
Total Plays	55	69	FUMBLES: No. - Lost	3-2	1-1										
Avg. Per Play	4.4	6.4	TOUCHDOWNS	1	6										
NET YARDS RUSHING	111	132	Rushing	0	0										
Total Rushes	26	29	Passing	1	5										
Avg. Per Play	4.3	4.6	Other (Blocked kicks, etc.)	0	1										
Tackles For Loss-Yds.	4-16	5-7	EXTRA POINTS: Made-Att.	1-1	6-6										
NET YARDS PASSING	130	308	Kicking: Made-Att.	1-1	6-6										
Sacked-Yds. Lost	3-10	1-7	FIELD GOALS: Made-Att.	0-1	1-2										
Gross Yards	140	315	RED ZONE EFFICIENCY	1-3-33%	3-5-60%										
PASSING: Att.-Comp.-INT	26-15-0	39-28-0	GOAL-TO-GO EFFICIENCY	1-1-100%	1-1-100%										
Avg. Per Play	4.5	7.7	SAFETIES	0	0										
KICKOFFS: No.-in EZ-Touchbacks	2-0-0	8-3-0	FINAL SCORE	7	45										
PUNTS: No.-Avg.	6-42.5	1-57.0	TIME OF POSSESSION	27:24	32:36										

ORGANIZATION
PLAYERS
REVIEW
RECORDS
HISTORY
SPECIFICS



AT JACKSONVILLE 15

JAGUARS: 20 SAINTS: 19
 ALLTEL STADIUM
 JACKSONVILLE, FLA. - 12/22/02
 ATTENDANCE: 49,207 TIME: 3:03

In one of the most memorable final plays from scrimmage in NFL history, the Saints pulled off a 75-yard, three-lateral touchdown as time expired to cut Jacksonville's lead to one point. But the extra-point attempt by K John Carney sailed wide right, giving the Jaguars a 20-19 victory and eliminating the Saints from NFC playoff contention.

The final touchdown play started with a 42-yard pass to WR Donte' Stallworth at the Jacksonville 33. He lateraled the ball to WR Michael Lewis, who ran seven yards to the 26 before running into defenders and flipping the ball to RB Deuce McAllister. He picked up five yards and tossed it nearly across the field to WR Jerome Pathon, who caught the ball at the 21, cut behind a block by QB Aaron Brooks and dove into the end zone to complete the improbable touchdown play. A lengthy review by the NFL's replay official upheld the on-field call. Carney lined up for the extra point and pushed the ball wide right, his first miss of a PAT since joining New Orleans in 2001.

The Saints had looked to tie the game on their previous possession. The Saints had driven

to the Jacksonville 9 and Brooks threw over the middle for Lewis, but the ball was knocked away in the end zone. A flag for pass interference was thrown and the Saints were awarded a first down at the 1. Jacksonville challenged the call, and the referee ruled the

! notebook

CB Fakhir Brown blocked a field goal in the fourth quarter, the third-straight game where the Saints' special teams notched a field goal block, the most consecutive in the league since Tampa Bay had a three-game streak in 2000.

ball was tipped, nullifying the interference. Brooks' pass on fourth down was knocked away and the Jaguars took over.

A 17-point burst in the second quarter gave Jacksonville a seven-point lead at halftime. In the third quarter, the Saints cut into that lead on a 38-yard field goal by Carney. The Jaguars would add a field goal near the end of the quarter to take a 20-13 advantage.

SAINTS - JAGUARS GAME SUMMARY

New Orleans Saints (7-8)	3	7	3	6	-	19
Jacksonville Jaguars (5-10)	0	17	3	0	-	20

Team	Qtr	Time	Play Description (Extra Point) (Drive Info)	V-H
NO	1	4:19	Carney 33 FG (12-58, 5:00)	3-0
JAX	2	13:30	Marler 43 FG (12-45, 5:49)	3-3
JAX	2	6:54	Toefield 14 pass from Leftwich (Marler kick) (5-62, 2:00)	3-10
NO	2	2:55	B. Williams 2 pass from Brooks (Carney kick) (3-8, 1:23)	10-10
JAX	2	0:21	Taylor 1 run (Marler kick) (7-70, 2:34)	10-17
NO	3	3:32	Carney 38 FG (7-55, 3:46)	13-17
JAX	3	0:09	Marler 35 FG (7-46, 3:23)	13-20
NO	4	0:00	Pathon 75 pass play from Brooks (kick failed, wr) (2-75, 0:11)	19-20

FIELD GOALS (made (I) and missed)

NO: Carney (33) (38) JAX: Marler (43) (35) 21B

NEW ORLEANS SAINTS						JACKSONVILLE JAGUARS					
RUSHING	ATT	YDS	AVG	LG	TD	RUSHING	ATT	YDS	AVG	LG	TD
McAllister	21	50	2.4	9	0	Taylor	34	194	5.7	27	1
Brooks	2	6	3.0	6	0	Leftwich	2	23	11.5	12	0
Stallworth	1	3	3.0	3	0	Fu-Ma'afala	5	15	3.0	4	0
L. Smith	1	2	2.0	2	0	Toefield	4	11	2.8	5	0
Total	25	61	2.4	9	0	Total	45	243	5.4	27	1

PASSING						PASSING									
ATT	CMP	YDS	SK/YD	TD	LG	ATT	CMP	YDS	SK/YD	TD	LG				
Brooks	38	22	296	1/7	2	75	0	Leftwich	17	9	131	1/0	1	30	2
Total	38	22	296	1/7	2	75	0	Total	17	9	131	1/0	1	30	2

RECEIVING						RECEIVING					
NO	YDS	AVG	LG	TD		NO	YDS	AVG	LG	TD	
McAllister	6	63	10.5	18	0	Taylor	2	31	15.5	23	0
B. Williams	5	54	10.8	18	1	J. Smith	2	16	8.0	11	0
Pathon	4	65	16.3	21	1	Wrightster	1	30	30.0	30	0
Stallworth	3	54	18.0	42	0	Johnson	1	27	27.0	27	0
Horn	2	39	19.5	21	0	Toefield	1	14	14.0	14	1
M. Lewis	1	14	14.0	14	0	Edwards	1	9	9.0	9	0
Rasby	1	7	7.0	7	0	Brady	1	4	4.0	4	0
Total	22	296	13.5	42	2	Total	9	131	14.6	30	1

INTERCEPTIONS						INTERCEPTIONS					
NO	YDS	AVG	LG	TD		NO	YDS	AVG	LG	TD	
Thomas	1	20	20.0	20	0	Total	0	0	0.0	0	0
Ambrose	1	4	4.0	4	0						
Total	2	24	12.0	20	0						

PUNTING						PUNTING							
NO	YDS	AVG	TB	I20	LG	NO	YDS	AVG	TB	I20	LG		
Berger	3	108	36.0	0	2	41	Royals	2	69	34.5	0	0	39
Total	3	108	36.0	0	2	41	Total	2	69	34.5	0	0	39

PUNT RET.						PUNT RET.					
NO	YDS	AVG	FC	LG	TD	NO	YDS	AVG	FC	LG	TD
Green	1	9	9.0	0	9	0	0	0.0	3	0	0
M. Lewis	1	4	4.0	0	4	0	0	0.0	3	0	0
Returns	2	13	6.5	0	9	0					

KICKOFF RET.						KICKOFF RET.							
NO	YDS	AVG	FC	LG	TD	NO	YDS	AVG	FC	LG	TD		
McAfee	5	88	17.6	0	27	0	Allen	4	84	21.0	0	21	0
Returns	5	88	17.6	0	27	0	Returns	4	84	21.0	0	21	0

TEAM STATISTICS	NO	JAX	Had Blocked	0
TOTAL FIRST DOWNS	20	22	FGs - PATS HAD BLKD.	0-0
By Rushing	0	11	Net Punting Avg.	36.0
By Passing	16	8	TOTAL RETURN YARDAGE	37
By Penalty	4	3	No. and Yards Punt Returns	2-13
3rd DOWN EFFICIENCY	6-13-46%	6-13-46%	No. and Yards Kickoff Returns	5-88
4th DOWN EFFICIENCY	0-2-0%	1-2-50%	No. and Yards Interception Returns	2-24
TOTAL NET YARDS	350	374	PENALTIES: No.-Yds.	4-30
Total Plays	64	63	FUMBLES: No. - Lost	2-1
Avg. Per Play	5.5	5.9	TOUCHDOWNS	2
NET YARDS RUSHING	61	243	Rushing	0
Total Rushes	25	45	Passing	2
Avg. Per Play	2.4	5.4	Returns	0
Tackles For Loss-Yds.	0-0	1-1	EXTRA POINTS: Made-Att.	1-2
NET YARDS PASSING	289	131	Kicking: Made-Att.	1-2
Sacked-Yds. Lost	1-7	1-0	FIELD GOALS: Made-Att.	2-2
Gross Yards	296	131	RED ZONE EFFICIENCY	1-3-33%
PASSING: Att.-Comp.-INT	38-22-0	17-9-2	GOAL-TO-GO EFFICIENCY	1-2-50%
Avg. Per Play	7.4	7.3	SAFETIES	0
NICKOFFS: No.-in EZ-Touchbacks	4-0-0	5-0-0	FINAL SCORE	19
PUNTS: No.-Avg.	3-36.0	2-34.5	TIME OF POSSESSION	27:57

ORGANIZATION

PLAYERS

REVIEW

RECORDS

HISTORY

SPECIFICS



vs. **DALLAS** **16**

SAINTS: 13 COWBOYS: 7
LOUISIANA SUPERDOME
NEW ORLEANS, LA - 12/28/03
ATTENDANCE: 68,45 TIME: 3:00

The Saints defense tallied three interceptions and QB **Aaron Brooks** connected with WR **Donte Stallworth** on a 76-yard touchdown pass as New Orleans sunk the playoff-bound Cowboys in the 2003 finale.

The Saints put together a 16-play scoring drive after receiving the opening kickoff, including a two-yard sneak for Brooks on fourth-and-one at the Dallas 6. Four plays later, K **John Carney** drilled a 24-yard field goal to give New Orleans a 3-0 lead.

After the two clubs exchanged punts, the Cowboys went on a 16-play march of their own, with QB **Quincy Carter** capping the drive with a two-yard touchdown pass to FB **Richie Anderson** in the first half.

The Saints' answer was nearly immediate. After an illegal contact penalty on first down, Brooks hit Stallworth with a strike at midfield. The second-year wideout shook off a tackler and sprinted the final 50 yards for the touchdown. The completion was the longest of Brooks' career.

The Saints stopped Dallas on its next drive when S **Tebucky Jones** intercepted Carter at the goal line and returned it to the New Orleans 2.

In the third quarter, S **Jay Bellamy** picked off Carter at midfield on the Cowboys' second play from scrimmage of the second half. New Orleans converted the turnover into points by marching 31 yards on seven plays to set up

! notebook

RB Deuce McAllister, who needed 83 yards going into the final game to break RB George Rogers' team single-season rushing record of 1,674 yards in 1981, got 49 on 21 carries. He finished as only the second player in club history to go over 1,600 yards (1,641).

QB Aaron Brooks had 15 completions in the contest, giving him 1,014 with the Saints. He joined QB Archie Manning (1,849 from 1971-75, 77-82) and QB Bobby Hebert (1,202 from 1985-89, 91-92) as the only three Saints with 1,000 or more pass completions.

S Jay Bellamy led the defense with an outstanding performance, posting eight tackles, a sack and two interceptions.

27-yard field goal with 11:57 remaining in the quarter.

The next 10 combined possessions, five for each team, ended in punts as neither team was able to cross into opponent territory during that time. Dallas marched to the New Orleans 27 with 1:33 remaining, but an interception by Bellamy inside the 10 preserved the Saints' victory.

SAINTS - COWBOYS GAME SUMMARY

Dallas Cowboys (10-6)	0	7	0	0	-	7
New Orleans Saints (8-8)	3	7	3	0	-	13

Team	Qtr	Time	Play Description (Extra Point) (Drive Info)	V-H
NO	1	7:01	Carney 24 FG (16-59, 7:59)	0-3
DAL	2	8:50	Anderson 2 pass from Carter (Cundiff kick) (16-93, 8:32)	7-3
NO	2	8:23	Stallworth 76 pass from Brooks (Carney kick) (1-81, 0:27)	7-10
NO	3	11:57	Carney 27 FG (7-31, 2:43)	7-13

FIELD GOALS (made () and missed)
NO: Carney (24) (27)

16 vs. DALLAS

NEW ORLEANS SAINTS						DALLAS COWBOYS					
RUSHING	ATT	YDS	AVG	LG	TD	RUSHING	ATT	YDS	AVG	LG	TD
McAllister	21	49	2.3	7	0	Hambrick	11	26	2.4	9	0
Brooks	2	7	3.5	5	0	Anderson	6	26	4.3	5	0
L. Smith	1	2	2.0	2	0	Carter	2	17	8.5	14	0
Total	24	58	2.4	7	0	Galloway	1	10	10.0	10	0
						Bickerstaff	2	5	2.5	4	0
						Martin	1	1	1.0	0	0
						Total	23	85	3.7	14	0

PASSING						RECEIVING					
ATT	CMP	YDS	SK/YD	TD	LG	IN	NO	YDS	AVG	LG	TD
Brooks	32	15	243	2/10	1	76	0	0	0	0	0
McAllister	1	0	0	0/0	0	0	0	0	0	0	0
Total	33	15	243	2/10	1	76	0	0	0	0	0

INTERCEPTIONS						PUNTING					
NO	YDS	AVG	LG	TD	NO	YDS	AVG	TB	I20	LG	
Bellamy	2	11	5.5	10	0	Berger	8	376	47.0	1	2
T. Jones	1	2	2.0	2	0	Total	8	376	47.0	1	2
Total	3	13	4.3	10	0						

PUNT RET.						KICKOFF RET.					
NO	YDS	AVG	FC	LG	TD	NO	YDS	AVG	FC	LG	TD
Lewis	3	23	7.7	0	17	M. Lewis	2	54	27.0	0	33
Thomas	1	4	4.0	0	4	Returns	2	54	27.0	0	33
[OUT/BOUNDS]	1	0	0.0	0	0						
[TOUCHBACK]	1	0	0.0	0	0						
Returns	4	27	6.8	0	17						

INTERCEPTIONS						PUNTING					
NO	YDS	AVG	LG	TD	NO	YDS	AVG	TB	I20	LG	
Total	0	0	0.0	0	0	0	0	0.0	0	0	

PUNT RET.						KICKOFF RET.					
NO	YDS	AVG	FC	LG	TD	NO	YDS	AVG	FC	LG	TD
Galloway	3	3	1.0	3	4	Bates	4	90	22.5	0	30
[DOWNED]	1	0	0.0	0	0	Returns	4	90	22.5	0	30
[TOUCHBACK]	1	0	0.0	0	0						
Returns	3	3	1.0	3	4						

TEAM STATISTICS	DAL	NO	Had Blocked	0
TOTAL FIRST DOWNS	21	13	FCs - PATS HAD BLKD.	0-0
By Rushing	5	2	Net Punting Avg.	36.8
By Passing	15	10	TOTAL RETURN YARDAGE	3
By Penalty	1	1	No. and Yards Punt Returns	3-3
3rd DOWN EFFICIENCY	9-17-53%	6-17-35%	No. and Yards Kickoff Returns	4-90
4th DOWN EFFICIENCY	0-1-0%	1-1-100%	No. and Yards Interception Returns	0-0
TOTAL NET YARDS	352	291	PENALTIES: No.-Yds.	7-44
Total Plays	73	59	FUMBLES: No. - Lost	2-0
Avg. Per Play	4.8	4.9	TOUCHDOWNS	1
NET YARDS RUSHING	85	58	Rushing	0
Total Rushes	23	24	Passing	1
Avg. Per Play	3.7	2.4	Returns	0
Tackles For Loss-Yds.	2-4	2-4	EXTRA POINTS: Made-Att.	1-1
NET YARDS PASSING	267	233	Kicking: Made-Att.	1-1
Sacked-Yds. Lost	3-23	2-10	FIELD GOALS: Made-Att.	0-0
Gross Yards	290	243	RED ZONE EFFICIENCY	1-2-50%
PASSING: Att.-Comp.-INT	47-27-3	33-15-0	GOAL-TO-GO EFFICIENCY	1-1-100%
Avg. Per Play	5.3	6.7	SAFETIES	0
KICKOFFS: No.-in EZ-Touchbacks	2-0-0	4-0-0	FINAL SCORE	7
PUNTS: No.-Avg.	6-44.7	8-47.0	TIME OF POSSESSION	31:56

ORGANIZATION

PLAYERS

REVIEW

RECORDS

HISTORY

SPECIFICS

2003 PRESEASON STATISTICS

2003 Preseason Record: 1-3

Date	W-L	Score	Opp.	Attendance
08/11	L	17-27	Philadelphia	67,594
08/16	W	22-17	at NY Jets	76,527
08/23	L	12-27	at San Fran	63,153
08/28	L	10-24	Miami	68,477

STATISTICS		N.O.	OPP.
TOTAL FIRST DOWNS	67	85	
Rushing	24	24	
Passing	37	51	
Penalty	6	10	
3rd Down: Made/Att	27/61	16/48	
3rd Down Pct.	44.3	33.3	
4th Down: Made/Att	1/5	0/2	
4th Down Pct.	20.0	0.0	

POSSESSION AVG.		29:07	30:53
Total Net Yards	1063	1208	
Avg. Per Game	265.8	302.0	
Total Plays	251	251	
Avg. Per Play	4.2	4.8	
NET YARDS RUSHING	391	393	
Avg. Per Game	97.8	98.3	
Total Rushes	108	119	
NET YARDS PASSING	672	815	
Avg. Per Game	168.0	203.8	
Sacked/Yards Lost	12/57	7/32	
Gross Yards	729	847	
Att./Completions	131/68	125/80	
Completion Pct.	51.9	64.0	
Had Intercepted	2	1	

PUNTS/AVERAGE		24/42.9	22/38.6
NET PUNTING AVG.	24/32.9	22/30.5	
PENALTIES/YARDS	32/316	24/202	
FUMBLES/BALL LOST	4/2	6/1	
TOUCHDOWNS	7	12	
Rushing	1	4	
Passing	6	7	
Returns	0	1	

Score By Periods						
	1	2	3	4	OT	PTS
Team	6	16	12	27	0	61
Opponents	17	54	10	14	0	95

Scoring							
	TD	Rush	Rec	Ret	K-PAT	FG S	PTS
Carney	0	0	0	0	4/5	5/5	0 19

	Att	Cmp	Yds	Cmp%	Yds/Att	TD	TD%	Int	Int%	Long	Sack/Lost
Bourman	48	22	270	45.8	5.63	2	4.2	1	2.1	47	6/ 22
Brooks	43	26	244	60.5	5.67	1	2.3	0	0.0	23	4/ 15
O'Sullivan	20	13	135	65.0	6.75	2	10.0	0	0.0	23	1/ 8
Woodbury	20	7	80	35.0	4.00	1	5.0	1	5.0	26	1/ 12
TEAM	131	68	729	51.9	5.56	6	4.6	2	1.5	47	12/ 57
OPPONENTS	125	80	847	64.0	6.78	7	5.6	1	0.8	38	7/ 32

	No.	Yds	Avg	Long	TD
Rushing	108	391	3.6	27	1
Opponents	119	393	3.3	17	4

	No.	Yds	Avg	Long	TD
Receiving	6	108	18.0	44	0
Opponents	6	64	10.7	18	1

	No.	Yds	Avg	Long	TD
Field Goals	1-19	20-29	30-39	40-49	50-59
Carney	0/0	2/2	2/2	2/2	1/1
Team	0/0	2/2	2/2	2/2	1/1
Opponents	0/0	1/1	0/0	0/0	0/0

	No.	Yds	Avg	Long	TD
Interceptions	1	11	11.0	11	0
Opponents	2	30	15.0	30	0

	No.	Yds	Avg	Net	TB	Int
Punting	24	1029	42.9	32.9	3	4
Opponents	22	850	38.6	30.5	2	8

	No.	Yds	Avg	Long	TD
Punt Returns	6	117	19.5	28	0
Opponents	14	3	180	12.9	0

	No.	Yds	Avg	Long	TD
Kickoff Returns	17	380	22.4	59	0
Opponents	13	251	19.3	38	0

	No.	Yds	Avg	Long	TD
Blocked	1	11	11.0	11	0
Opponents	2	30	15.0	30	0

Player	Regular Defensive Plays						Special Teams					Miscellaneous								
	TKL	AST	TOT	SACK/YDS	TFL/YDS	INT	PD	FF	FR	TKL	AST	FF	FR	BL	RBL	TKL	AST	FF	FR	
Derricks, Derrick	17	7	24	1	6	1	1	1												
Mel, Mel	9	7	16							2										
Orlando, Orlando	12	4	16							3										
James, James	12	2	14	1	4															
Tebucky, Tebucky	13	0	13				1													
Darrin, Darrin	10	2	12										1							
Keyuo, Keyuo	10	2	12						1				1							
Sedrick, Sedrick	6	4	10																	
Greg, Greg	6	4	10	1	0		2													
Melvin, Melvin	9	0	9	3	15			1												
Roger, Roger	8	1	9																	
Mil, Mil	7	2	9										1							
Kenny, Kenny	8	1	9	1	7															
Travis, Travis	7	2	9						1											
Dale, Dale	7	0	7																	
Fred, Fred	5	2	7																	
Kenderick, Kenderick	5	1	6																	
John, John	5	1	6																	
Deveron, Deveron	5	1	6																	
Willie, Willie	4	0	4				1	4												
Jay, Jay	2	2	4																	
Martin, Martin	2	2	4						1											
Tory, Tory	3	0	3																	
Lynaris, Lynaris	2	1	3																	
Ashley, Ashley	2	1	3																	
Grady, Grady	2	1	3																	
Cie, Cie	2	1	3																	
Darren, Darren	2	0	2																	
Johnathan, Johnathan	2	0	2																	
Fakhir, Fakhir	1	0	1																	
Corey, Corey	1	0	1																	
B.J., B.J.	1	0	1																	
Charles, Charles	0	1	1																	
Talman, Talman	0	0	0																	
Michael, Michael	0	0	0																	
Derrick, Derrick	0	0	0																	
Kareem, Kareem	0	0	0																	
Terrill, Terrill	0	0	0																	
Steve, Steve	0	0	0																	
Curtis, Curtis	0	0	0																	
Walt, Walt	0	0	0																	
Curtis, Curtis	0	0	0																	
Fred, Fred	0	0	0																	
James, James	0	0	0																	
Terry, Terry	0	0	0																	
TOTAL	187	52	239	7	32	1	13	4	1	26	2	0	1	0	0	2	0	0	0	0

TKL: tackle, AST: assist, TOT: total tackles, INT: interception, PD: pass defense, FF: forced fumble, FR: fumble recovery, SPECIAL TEAMS: BL: kicks blocked, RBL: return blocks (special teams coaches' stat).

FRED THOMAS

A late bloomer by NFL standards, CB Fred

Thomas has posted nine interceptions over the last

31 games for the Saints after having only one pick in his first

six NFL seasons. He was

the lone defender to

notch statistics in


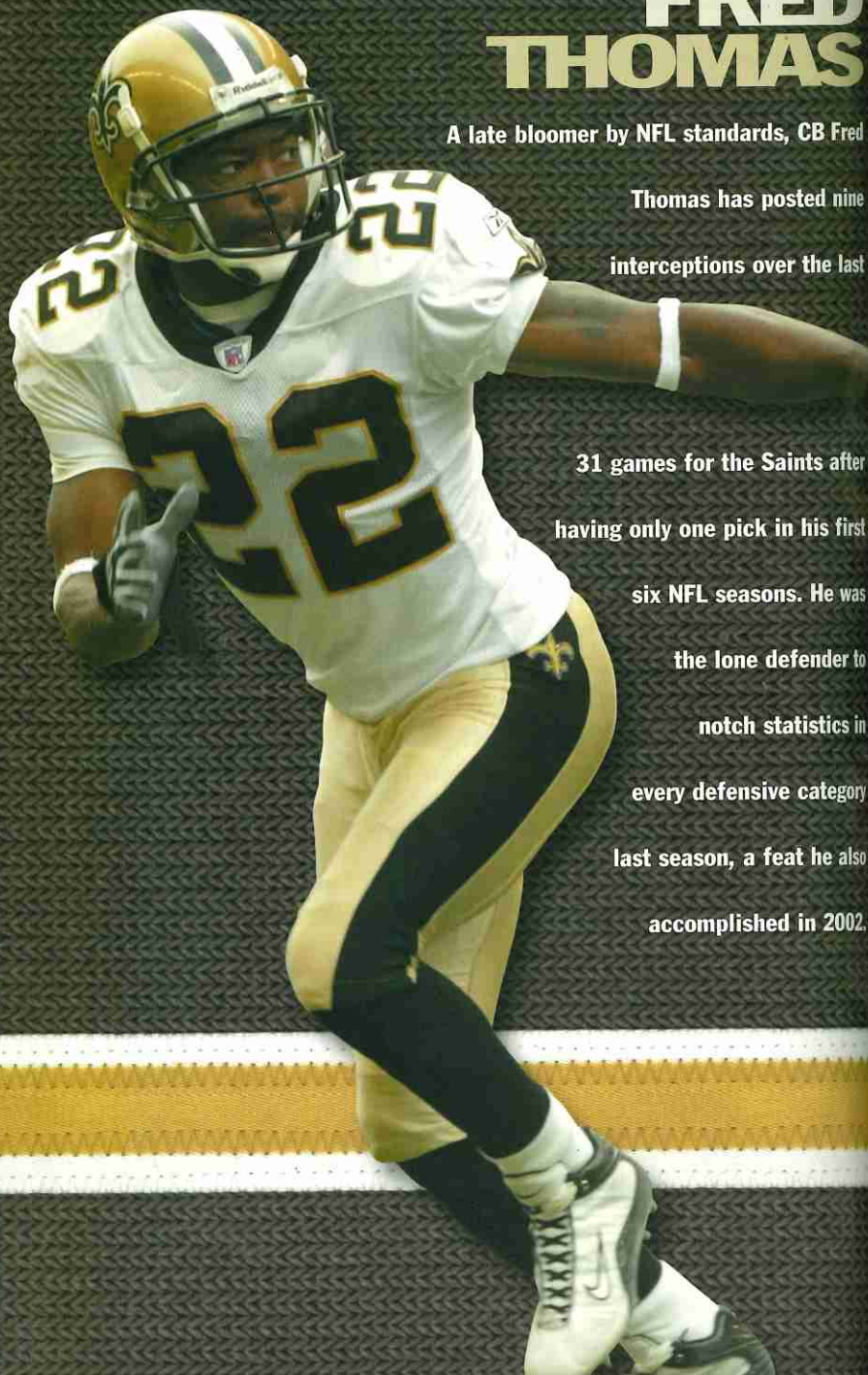
every defensive category

last season, a feat he also

accomplished in 2002.

TOM + BENSON

20
Seasons
1985-2004



RECORDS

CAREER LEADERS

ORGANIZATION

PLAYERS

REVIEW

RECORDS

HISTORY

SPECIFICS

Scoring

	TD	PAT	FG	Total
Morten Andersen (1982-94)	0	412	302	1,318
Doug Brien (1995-2000)	0	144	123	513
John Carney (2001-)	0	105	80	345
Dalton Hilliard (1986-93)	53	0	0	318
Eric Martin (1985-93)	48	0	0	288
Charlie Durkee (1967-68, 71-72)	0	87	52	243
Danny Abramowicz (1967-73)	37	0	0	222
Joe Horn (2000-)	34	2*	0	206
Tony Galbreath (1976-80)	33	1	2	205
Rich Szaro (1975-78)	0	79	37	190

*-Two-point conversion

Touchdowns

	TD
Dalton Hilliard (1986-93)	53
Eric Martin (1985-93)	48
Danny Abramowicz (1967-73)	37
Joe Horn (2000-)	34
Tony Galbreath (1976-80)	33
Wayne Wilson (1979-86)	30
Chuck Muncie (1976-80)	29
Henry Childs (1974-80)	28
Deuce McAllister (2001-)	26
Quinn Early (1991-95)	25

Rushing

	Att.	Yds.	Avg.	Long	TD
George Rogers (1981-84)	995	4,267	4.3	79t	23
Dalton Hilliard (1986-93)	1,126	4,164	3.7	65t	39
Rueben Mayes (1986-88, 90)	837	3,408	4.1	50	23
Chuck Muncie (1976-80)	787	3,386	4.3	69t	28
Ricky Williams (1999-2001)	814	3,129	3.8	46	16
Deuce McAllister (2001-)	692	3,120	4.5	76t	22
Tony Galbreath (1976-80)	760	2,865	3.8	74t	27
Mario Bates (1994-97)	678	2,554	3.8	74t	21
Wayne Wilson (1979-86)	658	2,462	3.7	41t	16
Archie Manning (1971-75, 77-82)	358	2,058	5.7	27	18

Passing Yards

	Yds.	Att.	Comp.	Pct.	TD	Int.
Archie Manning (1971-75, 77-82)	21,734	3,335	1,849	55.4	115	156
Bobby Hebert (1985-89, 91-92)	14,630	2,055	1,202	58.5	85	75
Aaron Brooks (2000-)	12,464	1,798	1,014	56.4	86	51
Jim Everett (1994-96)	10,622	1,571	958	61.0	60	48
Billy Kilmer (1967-70)	7,490	1,116	592	53.0	47	62
Dave Wilson (1981, 83-88)	6,987	1,038	551	53.1	36	55
Steve Walsh (1990-93)	3,879	620	336	54.2	25	22
Ken Stabler (1982-84)	3,670	570	326	57.2	17	33
Billy Joe Tolliver (1998-2000)	3,343	467	249	53.3	15	20
Bobby Scott (1973-82)	2,781	500	237	47.4	15	29

Passing Touchdowns

	TD	Att.	Comp.	Yds.	Pct.	Int.
Archie Manning (1971-75, 77-82)	115	3,335	1,849	21,734	55.4	156
Aaron Brooks (2000-)	86	1,798	1,014	12,464	56.4	51
Bobby Hebert (1985-89, 91-92)	85	2,055	1,202	14,630	58.5	75
Jim Everett (1994-96)	60	1,571	958	10,622	61.0	48
Billy Kilmer (1967-70)	47	1,116	592	7,490	53.0	62
Dave Wilson (1981, 83-88)	36	1,038	551	6,987	53.1	55
Steve Walsh (1990-93)	25	620	336	3,879	54.2	22
Ken Stabler (1982-84)	17	570	326	3,670	57.2	33
Billy Joe Tolliver (1998-2000)	15	467	249	3,343	53.3	20

CAREER LEADERS

10. Bobby Scott (1973-82) 15 500 237 2,781 47.4 29

Receptions

	No.	Yds.	Avg.	Long	TD
1. Eric Martin (1985-93)	532	7,854	14.8	84	48
2. Joe Horn (2000-)	343	4,890	14.3	63	34
3. Danny Abramowicz (1967-73)	309	4,875	15.7	80t	37
4. Tony Galbreath (1976-80)	284	2,221	7.8	38	6
5. Quinn Early (1991-95)	270	3,758	13.9	70t	25
6. Hoby Brenner (1981-93)	267	3,849	14.4	57	21
7. Dalton Hilliard (1986-93)	249	2,233	9.0	54t	14
8. Henry Childs (1974-80)	207	3,224	15.6	59t	27
9. Wes Chandler (1978-81)	182	2,201	15.4	85t	15
10. Wayne Wilson (1979-86)	179	1,517	8.5	55	14

Receiving Yards

	No.	Yds.	Avg.	Long	TD
1. Eric Martin (1985-93)	7,854	532	14.8	84	48
2. Joe Horn (2000-)	4,890	343	14.3	63	34
3. Danny Abramowicz (1967-73)	4,875	309	15.7	80t	37
4. Hoby Brenner (1981-93)	3,849	267	14.4	57	21
5. Quinn Early (1991-95)	3,758	270	13.9	70t	25
6. Henry Childs (1974-80)	3,224	207	15.6	59t	27
7. Wes Chandler (1978-81)	2,801	182	15.4	85t	15
8. Michael Haynes (1994-96)	2,368	162	14.6	78t	13
9. Dave Parks (1968-72)	2,254	149	15.1	66t	16
10. Dalton Hilliard (1986-93)	2,233	249	9.0	54t	14

Punting Average (minimum 50 attempts)

	No.	Avg.	Long
1. Mark Royals (1997-98)	176	45.8	66
2. Mitch Berger (2003-)	71	44.3	59
3. Tommy Barnhardt (1987, 89-94, 99)	515	42.5	65
4. Tom McNeill (1967-69)	130	42.3	81
5. Brian Hansen (1984-88)	363	42.0	66
6. Steve O'Neal (1973)	81	41.7	71
7. Julian Fagan (1970-72)	225	41.6	71
8. Toby Gowin (2000-)	211	41.6	62
9. Tom Blanchard (1974-78)	447	41.3	71
10. Russell Erxleben (1979-83)	275	41.2	60

Punt Return Average (minimum 20 returns)

	No.	Yds.	Avg.	Long	TD
1. Mel Gray (1986-88)	49	657	13.4	80	1
2. Andre Hastings (1997-99)	23	305	13.3	76	0
3. Michael Lewis (2001-)	88	981	11.2	83t	1
4. Eric Guliford (1997-98)	57	599	10.5	40	0
5. Howard Stevens (1973-74)	54	547	10.1	40	0
6. Pete Athas (1976)	35	332	9.5	67	0
7. Chad Morton (2000)	30	278	9.3	51	0
8. Tyrone Hughes (1993-96)	116	1,060	9.1	83t	2
9. Jitter Fields (1984)	27	236	8.7	61	0
10. Jeff Groth (1981-85)	104	887	8.5	36	0

Kickoff Return Average (minimum 25 returns)

	No.	Yds.	Avg.	Long	TD
1. Walt Roberts (1967)	28	737	26.3	91t	1
2. John Gilliam (1967-68, 77)	31	809	26.1	94t	1
3. Eric Guliford (1997-98)	61	1,559	25.5	102t	1
4. Tyrone Hughes (1993-96)	229	5,717	25.0	99t	3
5. Michael Lewis (2001-)	146	3,637	24.9	97t	2
6. Deuce McAllister (2001-)	45	1,091	24.2	63	0
7. Gene Howard (1968-69)	32	760	23.8	86	0
8. Margene Adkins (1972)	43	1,020	23.7	61	0

CAREER LEADERS

Chad Morton (2000) 44 1,029 23.4 68 0
Wes Chandler (1978-81) 39 896 23.0 38 0

Interceptions

	No.	Yds.	Avg.	Long	TD
Dave Waymer (1980-89)	37	395	10.7	44	0
Tommy Myers (1972-81)	36	621	17.3	97t	2
Sammy Knight (1997-2002)	28	464	16.5	91t	4
Gene Atkins (1987-93)	21	324	15.4	79	0
Dave Whitsell (1967-69)	19	242	12.7	41	2
Johnnie Poe (1981-87)	17	269	15.8	40t	2
Toi Cook (1987-93)	16	280	17.5	63t	2
Brett Maxie (1985-93)	16	232	14.5	50t	3
Ernie Jackson (1972-77)	15	187	12.5	46	0
Frank Wattelet (1981-87)	12	135	11.3	35t	1

Quarterback Sacks (since 1982)

	No.
Rickey Jackson (1981-93)	115.0
Wayne Martin (1989-99)	82.5
Pat Swilling (1986-92)	76.5
Frank Warren (1981-89, 91-94)	72.5
Joe Johnson (1994-98, 2000-01)	50.5
La'Roi Glover (1997-2001)	50.0
Jim Wilks (1981-93)	45.5
Renaldo Turnbull (1990-96)	44.5
Bruce Clark (1982-88)	39.5
10. Darren Howard (2000-)	30.0

Field Goals

	Att.	Made	Pct.	Long
Morten Andersen (1982-94)	389	302	.776	60
Doug Brien (1995-2000)	149	123	.826	56
3. John Carney (2001-)	96	80	.833	50
Charlie Durkee (1967-68, 71-72)	101	52	.515	47
Tom Dempsey (1969-70)	75	40	.533	63
Rich Szaro (1975-78)	57	37	.649	50
Benny Ricardo (1980-81)	42	23	.548	47
Bill McClard (1973-75)	45	23	.511	47
Garo Yepremian (1979)	16	12	.750	44
Happy Feller (1972-73)	23	10	.435	46

Games Played With Saints (minimum 100)

	No.		No.
1. K Morten Andersen (1982-94)	196	19. LB Joe Federspiel (1972-80)	130
2. LB Rickey Jackson (1981-93)	195	20. LB Vaughn Johnson (1986-93)	120
3. DE Frank Warren (1981-89, 91-94)	189	21. S Brett Maxie (1985-93)	118
4. T Stan Brock (1980-92)	186	21. P Tommy Barnhardt (1987, 89-94, 99)	110
5. DT/DE Jim Wilks (1981-93)	183	22. T Dave Lafary (1977-85)	109
6. TE Hoby Brenner (1981-93)	175	23. RB Dalton Hilliard (1986-93)	108
7. DT Wayne Martin (1989-99)	171	24. LB Pat Swilling (1986-92)	107
8. DT Derland Moore (1973-85)	170	S Gene Atkins (1987-93)	107
9. G/T Jim Dombrowski (1986-96)	151	26. DE Joe Johnson (1994-2001)	106
10. DB Dave Waymer (1980-89)	149	G Jake Kupp (1967-75)	106
11. WR Eric Martin (1985-93)	143	28. DE/LB Renaldo Turnbull (1990-96)	104
12. C Joel Hilgenberg (1984-93)	142	29. DT Eltex Price (1973-80)	103
13. C John Hill (1975-84)	138	30. DE/DT Bruce Clark (1982-88)	102
14. S Tommy Myers (1972-81)	136	31. TE Larry Hardy (1978-85)	101
15. QB Archie Manning (1971-75, 77-82)	134	CB Toi Cook (1987-93)	101
TE John Tice (1983-92)	134	33. CB Johnnie Poe (1981-87)	100
17. LB Sam Mills (1986-94)	133	RB Wayne Wilson (1979-86)	100
18. T William Roaf (1993-2001)	131	C Jerry Fontenot (1997-2003)	100

YEARLY LEADERS

YEARLY LEADERS

Scoring

	TD	PAT	FG	Points
1985 — Morten Andersen	-	27-29	31-35	120
1986 — Morten Andersen	-	30-30	26-30	108
1987 — Morten Andersen	-	37-37	28-36	121
1988 — Morten Andersen	-	32-33	26-36	110
1989 — Dalton Hilliard	18	-	-	108
1990 — Morten Andersen	-	29-29	21-27	92
1991 — Morten Andersen	-	38-38	25-32	113
1992 — Morten Andersen	-	33-34	29-34	120
1993 — Morten Andersen	-	33-33	28-35	117
1994 — Morten Andersen	-	32-32	28-39	116
1995 — Doug Brien	-	16-16	12-17	52
1996 — Doug Brien	-	18-18	21-25	81
1997 — Doug Brien	-	22-22	23-27	91
1998 — Doug Brien	-	31-31	20-22	91
1999 — Doug Brien	-	20-21	24-29	92
2000 — Doug Brien	-	37-37	23-29	106
2001 — John Carney	-	32-32	27-31	113
2002 — John Carney	-	37-37	31-35	130
2003 — John Carney	-	36-37	22-30	102

Rushing Yards

	Att.	Yds.	Avg.	Long	TD
1985 — Wayne Wilson	168	645	3.8	41t	1
1986 — Rueben Mayes	286	1,353	4.7	50	8
1987 — Rueben Mayes	243	917	3.8	38	5
1988 — Dalton Hilliard	204	823	4.0	36	5
1989 — Dalton Hilliard	344	1,262	3.7	40	13
1990 — Craig Heyward	129	599	4.6	47t	4
1991 — Fred McAfee	109	494	4.5	34	2
1992 — Vaughn Dunbar	154	565	3.7	25	3
1993 — Derek Brown	180	705	3.9	60	2
1994 — Mario Bates	151	579	3.8	40	6
1995 — Mario Bates	244	951	3.9	66t	7
1996 — Mario Bates	164	584	3.6	33	4
1997 — Ray Zellars	156	552	3.5	27	4
1998 — Lamar Smith	138	457	3.3	33	1
1999 — Ricky Williams	253	884	3.5	25	2
2000 — Ricky Williams	248	1,000	4.0	26t	8
2001 — Ricky Williams	313	1,245	4.0	46	6
2002 — Deuce McAllister	325	1,388	4.3	62	13
2003 — Deuce McAllister	351	1,641	4.7	76t	8

Longest Rush

1985 — Earl Campbell, 45 at Atlanta 12/22
1986 — Rueben Mayes, 50 vs. New England 11/30
1987 — Rueben Mayes, 38 vs. San Francisco 10/25
1988 — Craig Heyward, 73t vs. L.A. Raiders 10/23
1989 — Dalton Hilliard, 40 vs. L.A. Rams 11/26
1990 — Gill Fenerty, 60t at L.A. Rams 12/9
1991 — Dalton Hilliard, 65t at Atlanta 9/29
1992 — Vaughn Dunbar, 25 at Atlanta 9/20
1993 — Lorenzo Neal, 74t at Atlanta 9/12
1994 — Mario Bates, 40 vs. Dallas 12/19
1995 — Mario Bates, 66t at New England 12/3
1996 — Ray Zellars, 63 vs. Chicago 10/13
1997 — Mario Bates, 74t vs. Detroit 9/21
1998 — Lamar Smith, 33 at Indianapolis 9/27
1999 — Billy Joe Tolliver, 33 at Chicago 10/3
2000 — Fred McAfee, 40 vs. Carolina 10/15; Jerald Moore, 40 vs. St. Louis 12/24

2001 — Deuce McAllister, 54t at Atlanta, 12/9
 2002 — Deuce McAllister, 62 vs. Green Bay, 9/15
 2003 — Deuce McAllister, 76t at Philadelphia, 11/23

Passing Yards

	Att.	Comp.	Yards	Pct.	Long	Int	TD
1985 — Dave Wilson	293	145	1,843	49.5	50	15	11
1986 — Dave Wilson	342	189	2,353	55.3	63t	12	7
1987 — Bobby Hebert	294	164	2,119	55.8	67	9	15
1988 — Bobby Hebert	478	280	3,156	58.6	40t	15	20
1989 — Bobby Hebert	353	222	2,686	62.9	54t	15	15
1990 — Steve Walsh	327	175	1,970	53.5	58	13	12
1991 — Bobby Hebert	248	149	1,676	60.1	65t	8	9
1992 — Bobby Hebert	422	249	3,287	59.0	72t	16	19
1993 — Wade Wilson	388	221	2,457	57.0	42t	15	12
1994 — Jim Everett	540	346	3,855	64.1	78t	18	22
1995 — Jim Everett	567	345	3,970	60.8	70t	14	26
1996 — Jim Everett	464	267	3,117	57.5	51	16	12
1997 — Heath Shuler	203	106	1,288	52.2	89t	14	2
1998 — Billy Joe Tolliver	199	110	1,427	55.3	82t	4	8
1999 — Billy Joe Tolliver	268	139	1,916	51.9	57	16	7
2000 — Jeff Blake	302	184	2,025	60.9	49t	9	13
2001 — Aaron Brooks	558	312	3,832	55.9	63	22	26
2002 — Aaron Brooks	528	283	3,685	53.6	64	15	27
2003 — Aaron Brooks	518	306	3,546	59.1	76t	8	24

Longest Pass Completion

1985 — 76t, Bobby Hebert to Eugene Goodlow vs. San Francisco, 12/15
1986 — 84, Bobby Hebert to Eric Martin vs. Green Bay, 9/14
1987 — 82t, John Fourcade to Mike Waters vs. L.A. Rams, 10/4
1988 — 40, Bobby Hebert to John Tice vs. Dallas, 10/3
40t, Bobby Hebert to Eric Martin vs. Denver, 11/20
1989 — 54t, Bobby Hebert to Floyd Turner at Rams, 10/22
54t, John Fourcade to Dalton Hilliard at Buffalo, 12/10
1990 — 68t, John Fourcade to Floyd Turner at Atlanta, 10/7
1991 — 65t, Bobby Hebert to Floyd Turner vs. Chicago, 10/27
1992 — 72t, Bobby Hebert to Wesley Carroll vs. Chicago, 9/13
1993 — 63t, Mike Buck to Quinn Early at Pittsburgh, 10/17
1994 — 78t, Jim Everett to Michael Haynes at Atlanta, 12/11
1995 — 70t, Jim Everett to Quinn Early vs. Atlanta, 9/17
1996 — 57t, Doug Nussmeier to Terry Guess vs. Atlanta, 12/8
1997 — 89t, Heath Shuler to Randal Hill at Chicago, 10/5
1998 — 89t, Kerry Collins to Andre Hastings vs. Dallas, 12/6
1999 — 90t, Billy Joe Hobert to Eddie Kennison vs. Atlanta, 10/10
2000 — 53t, Aaron Brooks to Willie Jackson vs. Oakland, 11/19
2001 — 63, Aaron Brooks to Willie Jackson at San Francisco, 11/11
2002 — 64, Aaron Brooks to Jerome Pathon vs. Pittsburgh, 10/6
2003 — 76t, Aaron Brooks to Donté Stallworth vs. Dallas, 12/28

Receiving Yards

	No.	Yds.	Avg.	Long	TD
1985 — Hoby Brenner	42	652	15.5	30	3
1986 — Mike Jones	48	625	13.0	45	3
1987 — Eric Martin	44	778	17.7	67	7
1988 — Eric Martin	85	1,083	12.7	40t	7
1989 — Eric Martin	68	1,090	16.0	53t	8
1990 — Eric Martin	63	912	14.5	58	5
1991 — Eric Martin	66	803	12.2	30	4
1992 — Eric Martin	68	1,041	15.3	52t	5
1993 — Eric Martin	66	950	14.4	54t	3
1994 — Quinn Early	82	894	10.9	33	4

YEARLY LEADERS

Year	Name	Receptions	Yds.	Avg.	Long	TD
1995	Quinn Early	81	1,087	13.4	70t	8
1996	Torrance Small	50	558	11.2	41	2
1997	Randal Hill	55	761	13.8	89t	2
1998	Sean Dawkins	53	823	15.5	64t	1
1999	Eddie Kennison	61	835	13.7	90t	4
2000	Joe Horn	94	1,340	14.3	52	8
2001	Joe Horn	83	1,265	15.2	56	9
2002	Joe Horn	88	1,312	14.9	63	7
2003	Joe Horn	78	973	12.5	50t	10

Receiving Average (minimum 20 receptions)

Year	Name	No.	Yds.	Avg.	Long	TD
1985	Eugene Goodlow	32	603	18.8	76t	3
1986	Eric Martin	37	675	18.2	84	5
1987	Eric Martin	44	778	17.7	67	7
1988	Eric Martin	85	1,083	12.7	40t	7
1989	Brett Perriman	20	356	17.8	47	0
1990	Floyd Turner	21	396	18.9	68t	4
1991	Quinn Early	32	541	16.9	52	2
1992	Quinn Early	30	556	18.9	59t	5
1993	Quinn Early	45	670	14.9	63t	6
1994	Torrance Small	49	719	14.7	75t	5
1995	Michael Haynes	41	597	14.6	48	4
1996	Michael Haynes	44	786	17.9	51	4
1997	Andre Hastings	48	722	15.0	39	5
1998	Keith Poole	24	509	21.2	82t	2
1999	Keith Poole	42	796	19.0	67t	6
2000	Joe Horn	94	1,340	14.3	52	8
2001	Joe Horn	83	1,265	15.2	56	9
2002	Jake Reed	21	360	17.1	54	3
2003	Donté Stallworth	25	485	19.4	76t	3

Punts

Year	Name	No.	Yds.	Avg.	Long
1985	Brian Hansen	89	3,763	42.3	58
1986	Brian Hansen	81	3,456	42.7	66
1987	Brian Hansen	52	2,104	40.5	60
1988	Brian Hansen	72	2,913	40.5	64
1989	Tommy Barnhardt	55	2,179	39.6	56
1990	Tommy Barnhardt	70	2,990	42.7	65
1991	Tommy Barnhardt	86	3,743	43.5	61
1992	Tommy Barnhardt	67	2,947	44.0	62
1993	Tommy Barnhardt	77	3,356	43.6	58
1994	Tommy Barnhardt	67	2,920	43.6	57
1995	Klaus Wilmsmeyer	73	2,965	40.6	53
1996	Klaus Wilmsmeyer	87	3,551	40.8	63
1997	Mark Royals	88	4,038	45.9	66
1998	Mark Royals	88	4,017	45.6	64
1999	Tommy Barnhardt	82	3,262	39.8	52
2000	Toby Gowin	74	3,043	41.1	58
2001	Toby Gowin	76	3,180	41.8	62
2002	Toby Gowin	61	2,553	41.9	59
2003	Mitch Berger	71	3,144	44.3	59

Punt Returns

Year	Name	No.	Yds.	Avg.	Long	TD
1985	Willie Tullis	17	141	8.3	17	0
1986	Eric Martin	24	227	9.5	39	0
1987	Mel Gray	24	352	14.7	80	0
1988	Mel Gray	25	305	12.2	66t	1
1989	Rod Harris	27	196	7.3	20	0

YEARLY LEADERS

Year	Name	Receptions	Yds.	Avg.	Long	TD
1990	Vince Buck	37	305	8.2	33	0
1991	Vince Buck	31	260	8.4	52	0
1992	Patrick Newman	23	158	6.9	18	0
1993	Tyrone Hughes	37	503	13.6	83t	2
1994	Tyrone Hughes	21	143	6.8	35	0
1995	Tyrone Hughes	28	262	9.4	74	0
1996	Tyrone Hughes	30	152	5.1	16	0
1997	Eric Guliford	47	498	10.6	32	0
1998	Andre Hastings	22	307	14.0	76	0
1999	Eddie Kennison	35	258	7.4	18	0
2000	Chad Morton	30	278	9.3	51	0
2001	Wayne McGarity	19	183	9.6	42	0
2002	Michael Lewis	44	625	14.2	83t	1
2003	Michael Lewis	30	275	9.2	27	0

Kickoff Returns

Year	Name	No.	Yds.	Avg.	Long	TD
1985	Edward Anthony	23	476	20.7	52	0
	Willie Tullis	23	480	20.9	62	0
1986	Mel Gray	31	866	27.9	101t	1
1987	Mel Gray	30	636	21.2	43	0
1988	Mel Gray	32	670	20.9	39	0
1989	Rod Harris	19	378	19.9	39	0
1990	Gill Fenerty	28	572	20.4	58	0
1991	Gene Atkins	20	368	18.4	27	0
1992	Fred McAfee	19	393	20.7	38	0
1993	Tyrone Hughes	30	753	25.1	99t	1
1994	Tyrone Hughes	63	1,556	24.7	98t	2
1995	Tyrone Hughes	66	1,617	24.5	83	0
1996	Tyrone Hughes	70	1,791	25.6	58	0
1997	Eric Guliford	43	1,128	26.2	102t	1
1998	Qadry Ismail	28	590	21.1	39	0
1999	Dino Philyaw	53	1,165	22.0	55	0
2000	Chad Morton	44	1,029	23.4	68	0
2001	Deuce McAllister	45	1,091	24.2	63	0
2002	Michael Lewis	70	1,807	25.8	97t	2
2003	Michael Lewis	45	1,068	23.7	53	0

Interceptions

Year	Name	No.	Yds.	Avg.	Long	TD
1985	Dave Waymer	6	49	8.2	28	0
1986	Dave Waymer	9	48	5.3	17	0
1987	Dave Waymer	5	78	15.6	35	0
	Reggie Sutton	5	68	13.6	26	0
1988	Gene Atkins	4	42	10.5	40	0
1989	Dave Waymer	6	66	11.0	42	0
1990	Brett Maxie	2	88	44.0	50t	1
	Toi Cook	2	55	27.5	50	0
	Gene Atkins	2	15	7.5	15	0
	Bennie Thompson	2	0	0.0	0	0
1991	Gene Atkins	5	198	39.6	79	0
	Vince Buck	5	12	2.4	12	0
1992	Toi Cook	6	90	15.0	48t	1
1993	Gene Atkins	3	59	19.7	37	0
1994	Jimmy Spencer	5	24	4.8	11	0
1995	Jimmy Spencer	4	11	2.8	9	0
1996	Anthony Newman	3	40	13.3	21	0
	Greg Jackson	3	24	8.0	10	0
1997	Sammy Knight	5	75	15.0	39	0
1998	Sammy Knight	6	171	28.5	91t	2
1999	Ashley Ambrose	6	27	4.5	16	0
2000	Sammy Knight	5	68	13.6	37t	2
2001	Sammy Knight	6	114	19.0	40	0

YEARLY LEADERS

2002	— Fred Thomas	5	80	16.0	43	0
	Sammy Knight	5	36	7.2	17	0
2003	— Fred Thomas	4	47	11.8	20	0

Quarterback Sacks

	No.	Yds.	
1985	— Rickey Jackson, LB	11	89
1986	— James Geathers, DE	9	73
	Rickey Jackson, LB	9	71
1987	— Pat Swilling, LB	10.5	87
1988	— Rickey Jackson, LB	7	66
	Pat Swilling, LB	7	65
1989	— Pat Swilling, LB	16.5	164
1990	— Pat Swilling, LB	11	68
1991	— Pat Swilling, LB	17	139
1992	— Wayne Martin, DE	15	102
1993	— Renaldo Turnbull, LB	13	73
1994	— Darion Conner, LB	10	66
1995	— Wayne Martin, DT	13	89
1996	— Wayne Martin, DT	11	84.5
1997	— Wayne Martin, DT	10.5	60
1998	— La'Roi Glover, DT	10	83
1999	— La'Roi Glover, DT	8.5	47
2000	— La'Roi Glover, DT	17	112
2001	— Charlie Clemons, LB	13.5	96
2002	— Darren Howard, DE	8	51
2003	— Charles Grant, DE	10	42

! worth noting



2003 DEFENSIVE NOTEBOOK

A quick review of some of the achievements of the defense in 2003:

79	Third-down conversions allowed – The Saints' least since 79 in 1999.
38.0	Percent on opponent's third-down conversion attempts – The lowest since 36.6 in 1996.
29:57	Time of possession allowed – The lowest since 28:33 in 2000.
2,993	Net passing yards allowed – The least since 2,584 in 1997.
187.1	Passing yards per game allowed – The lowest since 196.1 in 1998.
54.4	Pass completion rate allowed – The lowest since 52.7 in 1991.
76	Punts forced – The most since 77 in 1999.
29	Fumbles by opponents – The most by opponents since 31 in 1997.
36	Total touchdowns allowed – The least since giving up 36 in 2000.
12	Rushing touchdowns allowed – The least since surrendering 11 in 1996 and 1997.
20	Passing touchdowns allowed – The least since giving up 17 in 2000.

INDIVIDUAL RECORDS

Service

MOST SEASONS

13	Morten Andersen, 1982-94
	Hoby Brenner, 1981-93
	Stan Brock, 1980-92
	Rickey Jackson, 1981-93
	Derland Moore, 1973-85
	Frank Warren, 1981-89, 91-94
	Jim Wilks, 1981-93

MOST GAMES

196	Morten Andersen, 1982-94
195	Rickey Jackson, 1981-93
189	Frank Warren, 1981-89, 91-94
186	Stan Brock, 1980-92
183	Jim Wilks, 1981-93

Scoring

TOTAL POINTS

Career	
1,318	Morten Andersen, 1982-94 (302 FG, 412 PAT)
513	Doug Brien, 1995-2000 (123 FG, 144 PAT)
345	John Carney, 2001-03 (80 FG, 105 PAT)
318	Dalton Hilliard, 1986-93 (53 TD)
288	Eric Martin, 1985-93 (48 TD)
243	Charlie Durkee, 1967-68, 71-72 (87 PAT, 52 FG)

Season

130	John Carney, 2002 (31 FG, 37 PAT)
121	Morten Andersen, 1987 (28 FG, 37 PAT)
120	Morten Andersen, 1985 (31 FG, 27 PAT)
	Morten Andersen, 1992 (29 FG, 33 PAT)
117	Morten Andersen, 1993 (28 FG, 33 PAT)

Game

24	Joe Horn vs. N.Y. Giants, 12/14/04 (4 TD)
18	Walt Roberts vs. Philadelphia, 11/5/67 (3 TD)
	Danny Abramowicz vs. San Francisco, 9/26/71 (3 TD)
	Archie Manning vs. Chicago, 10/2/77 (3 TD)
	Chuck Muncie vs. San Francisco, 11/11/79 (3 TD)
	George Rogers at L.A. Rams, 11/8/81 (3 TD)
	Wayne Wilson vs. Atlanta, 1/2/83 (3 TD)
	Dalton Hilliard at L.A. Rams, 10/22/89 (3 TD)
	Rueben Mayes vs. Phoenix, 9/23/90 (3 TD)
	Mario Bates at L.A. Rams, 12/4/94 (3 TD)
	Ricky Williams at Atlanta, 10/22/00 (3 TD)
	Deuce McAllister vs. Atlanta, 10/27/02 (3 TD)
	Deuce McAllister at Baltimore, 12/8/02 (3 TD)

Opponent

24	Dave Williams at St. Louis, 11/2/69 (4 TD)
	Wayne Morris at St. Louis, 10/23/77 (4 TD)
	Rodney Hampton at N.Y. Giants,

9/24/95 (4 TD)
Mike Anderson vs. Denver,
12/3/00 (4 TD)

TOUCHDOWNS

Career

53	Dalton Hilliard, 1986-93
48	Eric Martin, 1985-93
37	Danny Abramowicz, 1967-73
34	Joe Horn, 2000-03
33	Tony Galbreath, 1976-80
30	Wayne Wilson, 1979-86
29	Chuck Muncie, 1976-80

Season

18	Dalton Hilliard, 1989
16	Deuce McAllister, 2002
13	George Rogers, 1981
11	Chuck Muncie, 1979
	Wayne Wilson, 1983
10	Tony Galbreath, 1979
	Joe Horn, 2003

Game

4	Joe Horn vs. N.Y. Giants, 12/14/04
3	Walt Roberts vs. Philadelphia, 11/5/67
	Danny Abramowicz vs. San Fran., 9/26/71
	Archie Manning vs. Chicago, 10/2/77
	Chuck Muncie vs. San Fran., 11/11/79
	George Rogers at L.A. Rams, 11/8/81
	Wayne Wilson vs. Atlanta, 1/2/83
	Dalton Hilliard at L.A. Rams, 10/22/89
	Rueben Mayes vs. Phoenix, 9/23/90
	Mario Bates at L.A. Rams, 12/4/94
	Ricky Williams at Atlanta, 10/22/00
	Deuce McAllister vs. Atlanta, 10/27/02
	Deuce McAllister at Baltimore, 12/8/02

Opponent

4	Dave Williams at St. Louis, 11/2/69
	Wayne Morris at St. Louis, 10/23/77
	Rodney Hampton at N.Y. Giants, 9/24/95
	Mike Anderson vs. Denver, 12/3/00

FIELD GOALS MADE

Career

302	Morten Andersen, 1982-94 (389 att.)
123	Doug Brien, 1995-2000 (149 att.)
80	John Carney, 2001- (96 att.)
52	Charlie Durkee, 1967-68, 71-72 (101 att.)
40	Tom Dempsey, 1969-70 (74 att.)

Season

31	Morten Andersen, 1985 (35 att.)
	John Carney, 2002 (35 att.)
29	Morten Andersen, 1992 (34 att.)
28	Morten Andersen, 1987 (36 att.)
	Morten Andersen, 1993 (35 att.)
	Morten Andersen, 1994 (39 att.)

Game

5	Charlie Durkee at Green Bay, 11/28/71 (6 att.)
	Morten Andersen vs. L.A. Rams, 12/1/85 (5 att.)
	Morten Andersen vs. San Francisco, 10/25/87 (7 att.)
	Morten Andersen vs. Atlanta, 12/3/92 (5 att.)
	Morten Andersen at Atlanta, 12/11/94 (5 att.)

INDIVIDUAL RECORDS

John Carney vs. Minnesota, 10/7/01 (5 att.)
John Carney at St. Louis, 10/28/01 (5 att.)

Opponent

- 6 Bobby Howfield at N.Y. Jets, 12/3/72 (7 att.)
 Ray Werschling, San Francisco, 10/16/83 (6 att.)
 Norm Johnson, Atlanta, 11/13/94 (6 att.)

LONGEST FIELD GOAL

- 63 Tom Dempsey vs. Detroit, 11/8/70, - **NFL RECORD**
 60 Morten Andersen vs. Chicago, 10/27/91
 56 Morten Andersen at Philadelphia, 12/26/93
 Doug Brien vs. Carolina, 9/13/98

Opponent

- 55 Joe Danelo at N.Y. Giants, 9/20/81
 Morten Andersen at Atlanta, 12/10/95 (2x)
 Morten Andersen vs. Atlanta, 10/12/97

FIELD GOALS ATTEMPTED

- Career**
 389 Morten Andersen, 1982-94 (302 made)
 149 Doug Brien, 1995-2000 (123 made)
 101 Charlie Durkee, 1967-68, 71-72 (52 made)
 96 **John Carney, 2001. (80 made)**
 74 Tom Dempsey, 1969-70 (40 made)

Season

- 41 Tom Dempsey, 1969 (22 made)
 39 Morten Andersen, 1994 (28 made)
 37 Charlie Durkee, 1968 (19 made)
 36 Morten Andersen, 1987 (28 made)
 Morten Andersen, 1988 (26 made)

Game

- 7 Tom Dempsey vs. Philadelphia, 11/30/69 (4 made)
 Morten Andersen vs. San Francisco, 10/25/87 (5 made)

Opponent

- 7 Bobby Howfield at N.Y. Jets, 12/3/72 (6 made)

POINTS AFTER TOUCHDOWN

- Career**
 412 Morten Andersen, 1982-94 (418 att.)
 144 Doug Brien, 1995-2000 (145 att.)
 105 **John Carney, 2001. (106 att.)**
 87 Charlie Durkee, 1967-68, 71-72 (88 att.)
 79 Rich Szaro, 1975-78 (86 att.)

Season

- 44 Morten Andersen, 1989 (45 att.)
 39 Garo Yepremian, 1979 (40 att.)
 38 Morten Andersen, 1991 (38 att.)
 37 Morten Andersen, 1983 (37 att.)
 Doug Brien, 2000 (37 att.)
John Carney, 2002 (37 att.)

Game

- 6 Tom Dempsey at St. Louis, 11/2/69 (7 att.)
 Rich Szaro at Seattle, 11/21/76 (6 att.)
 Rich Szaro at Chicago, 10/2/77 (6 att.)
 Garo Yepremian at Tampa Bay, 10/14/79 (6 att.)
 Morten Andersen vs. Denver, 11/20/88 (6 att.)
John Carney at Atlanta, 10/19/03 (6 att.)
John Carney vs. N.Y. Giants, 12/14/03 (6 att.)

Opponent

- 8 Nick Mike-Mayer vs. Atlanta, 9/16/73 (8 att.)

Rushing Yards

TOTAL YARDS

- Career**
 4,267 George Rogers, 1981-84 (995 att.)
 4,164 Dalton Hilliard, 1986-93 (1,126 att.)
 3,408 Rueben Mayes, 1986-88, 90 (837 att.)
 3,386 Chuck Muncie, 1976-80 (787 att.)
 3,129 Ricky Williams, 1999-2001 (814 att.)

Season

- 1,674 George Rogers, 1981 (378 att.)
 1,641 **Deuce McAllister, 2003 (351 att.)**
 1,388 **Deuce McAllister, 2002 (325 att.)**
 1,353 Rueben Mayes, 1986 (286 att.)
 1,262 Dalton Hilliard, 1989 (344 att.)

Game

- 206 George Rogers vs. St. Louis, 9/4/83 (24 att.)
 203 Rueben Mayes vs. Miami, 12/7/86 (28 att.)
 184 **Deuce McAllister at Philadelphia, 11/23/03 (19 att.)**
 179 Ricky Williams vs. Cleveland, 10/31/99 (40 att.)
 174 Ray Zellars vs. Chicago, 10/13/96 (20 att.)
 173 **Deuce McAllister vs. Atlanta, 11/16/03 (28 att.)**

Opponent

- 251 Mike Anderson vs. Denver, 12/3/00 (37 att.)
 247 Willie Ellison at L.A. Rams, 12/5/71 (26 att.)
 220 Marshall Faulk vs. St. Louis, 12/24/00 (32 att.)
 214 LeShon Johnson vs. Arizona, 9/22/96 (21 att.)
 212 Jerome Bettis vs. L.A. Rams, 12/12/93 (28 att.)

MOST 100-YARD RUSHING GAMES

- Career**
 17 **Deuce McAllister, 2001-**
 16 George Rogers, 1981-84
 12 Ricky Williams 1999-2001
 11 Rueben Mayes, 1986-88, 90
 6 Chuck Muncie, 1976-80
 Mario Bates, 1994-97

Season

- 9 George Rogers, 1981
Deuce McAllister, 2003
 8 **Deuce McAllister, 2002**
 6 Rueben Mayes, 1986
 5 Ricky Williams, 2000
 5 Ricky Williams, 2001

DUAL 100-YARD RUSHING GAMES

- at **Kansas City, 9/26/76**
 Tony Galbreath, 14-146, 2 TD;
 Chuck Muncie, 25-126
 at **Cincinnati, 11/4/90**
 Craig Heyward, 19-122, 1 TD;
 Rueben Mayes, 30-115, 1 TD

Opponent

- vs. **San Francisco, 11/13/77**
 Wilbur Jackson, 22-123;
 Del Williams, 25-110, 1 TD
 vs. **St. Louis, 10/5/80**
 Otis Anderson, 22-126;
 Wayne Morris, 22-102, 3 TDs

ATTEMPTS

- Career**
 1,126 Dalton Hilliard, 1986-93 (4,164 yds.)
 995 George Rogers, 1981-84 (4,267 yds.)
 837 Rueben Mayes, 1986-88, 90 (3,408 yds.)
 814 Ricky Williams, 1999-2001 (3,129 yds)
 787 Chuck Muncie, 1976-80 (3,386 yds.)

Season

- 378 George Rogers, 1981 (1,674 yds.)
 351 **Deuce McAllister 2003 (1,641 yds.)**
 344 Dalton Hilliard, 1989 (1,262 yds.)
 325 **Deuce McAllister 2002 (1,388 yds.)**
 313 Ricky Williams, 2001 (1,245 yds.)

Game

- 40 Ricky Williams vs. Cleveland, 10/31/99 (179 yds.)
 38 Ricky Williams vs. Carolina, 10/15/00 (144 yds.)
 35 Earl Campbell at Minnesota, 11/24/85 (160 yds.)
 Dwight Beverly at St. Louis, 10/11/87 (139 yds.)
 34 Wayne Wilson vs. Miami, 10/2/83 (160 yds.)

Opponent

- 39 Gerald Riggs vs. Atlanta, 12/22/85 (158 yds.)

TOUCHDOWNS RUSHING

- Career**
 39 Dalton Hilliard, 1986-93
 28 Chuck Muncie, 1976-80
 27 Tony Galbreath, 1976-80
 23 Rueben Mayes, 1986-88, 90
 22 **Deuce McAllister, 2001-**
 21 Mario Bates, 1994-97

Season

- 13 **Deuce McAllister, 2002**

INDIVIDUAL RECORDS

- George Rogers, 1981
 Dalton Hilliard, 1989
 11 Chuck Muncie, 1979
 9 Tony Galbreath, 1979
 Wayne Wilson, 1983

Game

- 3 Archie Manning vs. Chicago, 10/2/77
 Chuck Muncie vs. San Francisco, 11/11/79
 George Rogers at L.A. Rams, 11/8/81
 Wayne Wilson vs. Atlanta, 1/2/83
 Rueben Mayes vs. Phoenix, 9/23/90
 Mario Bates at L.A. Rams, 12/4/94
 Ricky Williams at Atlanta, 10/22/00
Deuce McAllister vs. Atlanta, 10/27/02
Deuce McAllister at Baltimore, 12/8/02

Opponent

- 4 Wayne Morris at St. Louis, 10/23/77
 Rodney Hampton at N.Y. Giants, 9/24/95
 Mike Anderson vs. Denver, 12/3/00

HIGHEST RUSHING AVERAGE

Career (minimum 250 attempts)

- 5.7 Archie Manning, 1971-75, 77-82
 (358 att.-2,058 yds.)
 5.4 Hokie Gajan, 1982-85
 (252 att.-1,358 yds.)
 4.34 **Deuce McAllister, 2001-**
(341 att.-1,479 yds.)
 4.31 Chuck Muncie, 1976-80
 (787 att.-3,386 yds.)
 4.29 George Rogers, 1981-84
 (995 att.-4,267 yds.)

Season (minimum 75 attempts)

- 6.0 Hokie Gajan, 1984 (102 att.-615 yds.)
 5.1 Hokie Gajan, 1983 (81 att.-415 yds.)
 5.0 Chuck Muncie, 1979 (238 att.-1,198 yds.)
 4.8 Tony Baker, 1968 (134 att.-642 yds.)
 4.7 Rueben Mayes, 1986 (286 att.-1,383 yds.)

Game (minimum 8 attempts)

- 10.8 Lorenzo Neal at Atlanta, 9/12/93 (8-86)
 10.43 Tony Galbreath vs. Kansas City, 9/26/76 (14-146)
 10.4 Gill Fenerty at L.A. Rams, 12/9/90 (10-104)
 10.3 Hokie Gajan vs. N.Y. Jets, 11/21/83 (11-113)

Opponent (minimum 8 attempts)

- 12.8 Steve Young at San Francisco, 12/23/90 (8-102)

LONGEST SCORING RUN

- 79 George Rogers at Cleveland, 10/18/81
 76 George Rogers vs. St. Louis, 9/4/83
Deuce McAllister at Philadelphia, 11/23/03
 Tony Galbreath at Kansas City, 9/26/76
 Lorenzo Neal at Atlanta, 9/12/93
 Mario Bates vs. Detroit, 9/21/97

Opponent

- 80 Willie Ellison at L.A. Rams, 12/5/71
 77 Dick Hoak at Pittsburgh, 10/20/68
 74 MacArthur Lane at St. Louis, 10/11/70

INDIVIDUAL RECORDS

- 71 Jerome Bettis vs. L.A. Rams, 12/12/93
70 LeShon Johnson vs. Arizona, 9/22/96

LONGEST NON-SCORING RUN

- 73 George Rogers vs. Philadelphia, 10/11/81

Opponent

- 66 Eric Dickerson vs. L.A. Rams, 10/14/84
62 John Settle at Atlanta, 9/11/88

Receiving Yards

TOTAL RECEIVING YARDS

Career

- 7,854 Eric Martin, 1985-93 (532 rec.)
4,890 **Joe Horn, 2000- (343 rec.)**
4,875 Danny Abramowicz, 1967-72 (308 rec.)
3,849 Hoby Brenner, 1981-93 (267 rec.)
3,758 Quinn Early, 1991-95 (270 rec.)

Season

- 1,340 **Joe Horn, 2000 (94 rec.)**
1,312 **Joe Horn, 2002 (88 rec.)**
1,265 **Joe Horn, 2001 (83 rec.)**
1,090 Eric Martin, 1989 (68 rec.)
1,087 Quinn Early, 1995 (81 rec.)

Game

- 205 Wes Chandler vs. Atlanta, 9/2/79 (6 rec.)
200 Torrance Small at Denver, 12/24/94 (6 rec.)
180 **Joe Horn vs. San Francisco, 11/5/00 (10 rec.)**
179 Floyd Turner vs. Chicago, 10/27/91 (9 rec.)
170 **Joe Horn vs. Denver, 12/3/00 (10 rec.)**
Opponent
336 Willie Anderson vs. L.A. Rams, 11/26/89 (15 rec.)
248 Richard Johnson at Detroit, 12/3/89 (8 rec.)
220 Jimmy Smith, at Jacksonville, 11/21/99 (9 rec.)
212 Mark Carrier, Tampa Bay, 12/6/87 (8 rec.)

MOST 100-YARD RECEIVING GAMES

Career

- 19 **Joe Horn, 2000-**
18 Eric Martin, 1985-93
10 Danny Abramowicz, 1967-73
9 Wes Chandler, 1978-81
5 Henry Childs, 1974-80

Season

- 5 Eric Martin, 1989
Joe Horn, 2000 (1,340 yds.)
Joe Horn, 2002 (1,312 yds.)
Joe Horn, 2001 (1,265 yds.)
4 Danny Abramowicz, 1969
Joe Horn, 2001 (894 yds.)
Joe Horn, 2003 (894 yds.)
3 8 times (last: Willie Jackson, 2001)

DUAL 100-YARD RECEIVING GAMES

- at Atlanta 11/25/79
Henry Childs, 3-117, 1 TD;
Wes Chandler, 6-103

vs. Philadelphia, 11/9/80

- Wes Chandler, 9-139, 1 TD; Ike Harris, 4-119

vs. Buffalo, 12/27/98

- Brett Bech, 4-113, 2 TD;
Cam Cleeland, 10-112, 1 TD

vs. Denver, 12/3/00

- Joe Horn, 10-170; Robert Wilson, 8-122

Opponent

at Cleveland, 11/10/68

- Paul Warfield, 5-107, 1 TD;
Leroy Kelly, 3-104, 2 TD

at St. Louis, 11/2/69

- Dave Williams, 8-164, 4 TD;
John Gilliam, 5-106, 1 TD

at Minnesota, 12/1/74

- Jim Lash, 3-112; John Gilliam, 5-109, 2 TD

at N.Y. Giants, 9/20/81

- Johnny Perkins, 8-118;
Gary Shirk, 11-101, 1 TD

at L.A. Rams, 12/9/90

- Willie Anderson, 5-123;
Henry Ellard, 5-107, 1 TD

at Minnesota, 11/6/94

- Jake Reed, 8-157, 1 TD; Cris Carter, 12-151

vs. Atlanta, 11/13/94

- Terance Mathis, 10-125;
Andre Rison, 8-118, 1 TD

vs. Atlanta, 9/17/95

- Eric Metcalf, 11-155;
Bert Emanuel, 6-104

at Minnesota, 11/19/95

- Qadry Ismail, 5-142, 1 TD;
Cris Carter, 12-137, 2 TD

vs. Carolina, 11/26/95

- Mark Carrier, 6-132, 2 TD;
Willie Green, 4-105, 1 TD

vs. Atlanta, 12/13/98

- Tony Martin, 8-109;
Terance Mathis, 6-198

vs. St. Louis, 12/12/99

- Torry Holt, 6-113;
Isaac Bruce, 4-119

at St. Louis, 10/28/01

- Trung Canidate 10-107;
Issac Bruce 7-179, 1 TD

TOTAL RECEPTIONS

Career

- 532 Eric Martin, 1985-93 (7,854 yds.)
343 **Joe Horn, 2000- (4,890 yds.)**
309 Danny Abramowicz, 1967-73 (4,875 yds.)
284 Tony Galbreath, 1976-80 (2,221 yds.)
270 Quinn Early, 1991-95 (3,758 yds.)

Season

- 94 **Joe Horn, 2000 (1,340 yds.)**
88 **Joe Horn, 2002 (1,312 yds.)**
85 Eric Martin, 1988 (1,083 yds.)
83 **Joe Horn, 2001 (1,265 yds.)**
82 Quinn Early, 1994 (894 yds.)
81 Quinn Early, 1995 (1,087 yds.)
Willie Jackson, 2001 (1,046 yds.)

Game

- 14 Tony Galbreath at Green Bay, 9/10/78 (122 yds.)
13 **Joe Horn vs. Carolina, 12/2/01 (150 yds.)**
12 Danny Abramowicz vs. Pittsburgh,

INDIVIDUAL RECORDS

10/29/67 (156 yds.)

- John Beasley vs. San Diego, 11/18/73 (127 yds.)

Joe Horn at San Diego 9/10/00 (116 yds.)

Opponent

- 15 Willie Anderson vs. L.A. Rams, 11/26/89 (336 yds.)

- 12 Rickey Young vs. Minnesota, 9/3/78 (134 yds.)

- John Spagnola vs. Philadelphia, 10/6/85 (124 yds.)

- Cris Carter at Minnesota, 11/6/94 (151 yds.)

- Cris Carter at Minnesota, 10/19/95 (137 yds.)

TOUCHDOWNS RECEIVING

Career

- 48 Eric Martin, 1985-93
37 Danny Abramowicz, 1967-73

Joe Horn, 2000-

- 27 Henry Childs, 1974-80

- 25 Quinn Early, 1991-95

Season

- 10 **Joe Horn, 2003**

- 9 Henry Childs, 1977

Joe Horn, 2001

- 8 Eric Martin, 1989

- Floyd Turner, 1991

- Quinn Early, 1995

Joe Horn, 2000

Game

- 4 **Joe Horn vs. N.Y. Giants 12/21/04**

Opponent

- 4 Dave Williams at St. Louis 11/2/69

HIGHEST RECEIVING AVERAGE

Career (minimum 100 receptions)

- 16.4 Ike Harris, 1978-81 (104 rec.-1,710 yds.)

- 15.8 Danny Abramowicz, 1967-73 (309 rec.-4,875 yds.)

- 15.6 Henry Childs, 1974-80

- (207 rec.-3,224 yds.)

- 15.4 Wes Chandler, 1978-81

- (182 rec.-2,801 yds.)

- 15.1 Bob Newland, 1971-74

- (124 rec.-1,877 yds.)

Season (minimum 20 receptions)

- 21.2 Keith Poole, 1998 (24 rec.-509 yds.)

- 20.6 Tyrone Young, 1984 (29 rec.-597 yds.)

- 19.8 Hoby Brenner, 1984 (28 rec.-554 yds.)

- 19.4 Vaughn Dunbar, 1973 (23 rec.-447 yds.)

- Donte Stallworth, 2003 (25-485 yds.)**

- 19.0 Jeff Groth, 1981 (20 rec.-380 yds.)

Game

(minimum 3 receptions)

- 34.7 Eric Martin vs. Green Bay, 9/14/86 (3-164)

- 31.3 Keith Poole at Atlanta, 10/18/98 (3-154)

- 44.7 **Joe Horn at Atlanta, 11/17/02 (3-134)**

- 39.8 Larry Burton vs. Atlanta, 11/2/75 (4-159)

Opponent (minimum 3 receptions)

- 44.7 Stephen Baker vs. N.Y. Giants,

- 11/27/88 (3-134)

LONGEST SCORING RECEPTIONS

- 90 Eddie Kennison from Billy Joe Hobert vs. Atlanta, 10/10/99

- 89 Andre Hastings from Kerry Collins vs. Dallas, 12/6/98

- 89 Randal Hill from Heath Shuler at Chicago, 10/5/97

- 82 Mike Waters from John Fourcade vs. L.A. Rams, 10/4/87

- 80 Danny Abramowicz from Billy Kilmer at Washington, 12/17/67

Opponent

- 98 Michael Haynes from Bobby Hebert at Atlanta, 9/12/93

- 88 Harmon Wages from Bob Berry at Atlanta, 12/7/69

LONGEST NON-SCORING RECEPTIONS

- 96 Walt Roberts from Billy Kilmer at Philadelphia, 11/19/67

- 85 Wes Chandler from Archie Manning at San Francisco, 9/23/79

- 84 Eric Martin from Bobby Hebert vs. Green Bay, 9/14/86

Opponent

- 84 Ken Burrough from Bob Berry vs. Atlanta, 12/19/71

Total Yards From Scrimmage

TOTAL YARDS (RUSHING & RECEIVING)

Career

- 7,865 Eric Martin, 1985-93 (7,854 receiving)
6,397 Dalton Hilliard, 1986-93 (4,164 rushing)
5,086 Tony Galbreath, 1976-80 (2,865 rushing)
4,970 Danny Abramowicz, 1967-73 (4,875 receiving)
4,921 **Joe Horn, 2000- (4,890 receiving)**
4,559 George Rogers, 1981-84 (4,267 rushing)

Season

- 2,157 **Deuce McAllister, 2003 (1,641 rushing)**
1,800 George Rogers, 1981 (1,674 rushing)
1,776 Dalton Hilliard, 1989 (1,262 rushing)
1,756 Ricky Williams, 2001 (1,245 rushing)
1,740 **Deuce McAllister, 2002 (1,388 rushing)**
1,506 Chuck Muncie, 1979 (1,198 rushing)

Game

- 237 **Deuce McAllister vs. Atlanta, 11/16/03 (173 rushing)**
232 **Deuce McAllister at Philadelphia, 11/23/03 (184 rushing)**
225 Rueben Mayes vs. Miami, 12/7/86 (203 rush)
206 George Rogers vs. St. Louis, 9/4/83 (all rush)
205 Wes Chandler vs. Atlanta, 9/2/79 (all rec)
200 Torrance Small at Denver, 12/24/94 (all rec)

Opponent

- 336 Willie Anderson vs. L.A. Rams, 11/26/89 (all rec)

INDIVIDUAL RECORDS

INDIVIDUAL RECORDS

Passing

TOTAL NET YARDS

Career

- 21,734 Archie Manning, 1971-75, 77-82
(3,328 att.-1,848 comp.)
- 14,630 Bobby Hebert, 1985-89, 91-92
(2,055 att.-1,202 comp.)
- 12,464 **Aaron Brooks, 2000-
(1,798 att.-1,014 comp.)**
- 10,622 Jim Everett, 1994-96
(1,571 att.-958 comp.)
- 7,490 Billy Kilmer, 1967-70
(1,116 att.-592 comp.)

Season

- 3,970 Jim Everett, 1995 (567 att.- 345 comp.)
- 3,855 Jim Everett, 1994 (540 att.- 346 comp.)
- 3,832 **Aaron Brooks, 2001
(558 att.-312 comp.)**
- 3,716 Archie Manning, 1980
(509 att.-309 comp.)
- 3,572 **Aaron Brooks, 2002
(528 att.-283 comp.)**

Game

- 441 **Aaron Brooks vs. Denver, 12/3/00 (30-48)**
 - 377 Archie Manning at San Francisco, 12/7/80 (24-38)
 - 376 Jim Everett vs. Washington, 9/11/94 (31-46)
 - 370 Jim Everett vs. Atlanta, 9/17/95 (29-43)
 - 364 Jim Everett vs. Green Bay, 12/16/95 (29-45)
- #### Opponent
- 454 Jim Everett vs. L.A. Rams, 11/26/89 (29-51)
 - 420 Warren Moon at Minnesota, 11/6/94 (33-57)
 - 397 Bill Kenney vs. Kansas City, 9/8/85 (22-34)
 - 394 Jake Plummer at Arizona, 12/20/98 (32-44)
 - 386 Jeff George vs. Atlanta, 9/17/95 (27-39)

MOST 250-YARD PASSING GAMES

Career

- 23 Archie Manning, 1971-75, 77-82
- 21 **Aaron Brooks, 2000 -**
- 18 Bobby Hebert, 1985-89, 91-92
Jim Everett, 1994-96
- 5 Billy Kilmer, 1967-70
Dave Wilson, 1981, 83-88

Season

- 8 Archie Manning, 1980
Jim Everett, 1994
- 7 **Aaron Brooks, 2001
Aaron Brooks, 2002**
Jim Everett, 1995
- 6 Bobby Hebert, 1989

PASS ATTEMPTS

Career

- 3,335 Archie Manning, 1971-75, 77-82
(1,849 comp.)
- 2,055 Bobby Hebert, 1985-89, 91-92

(1,202 comp.)

- 1,798 **Aaron Brooks, 2000- (1,014 comp.)**
- 1,571 Jim Everett, 1994-96 (958 comp.)
- 1,116 Billy Kilmer, 1967-70 (592 comp.)

Season

- 567 Jim Everett, 1995 (345 comp.)
- 558 **Aaron Brooks, 2001 (312 comp.)**
- 540 Jim Everett, 1994 (346 comp.)
- 528 **Aaron Brooks, 2002 (283 comp.)**
- 518 **Aaron Brooks, 2003 (306 comp.)**

Game

- 55 Jim Everett at S.F. 9/25/94 (31 comp.)
- 54 **Aaron Brooks at N.Y. Giants,
9/30/01 (28 comp.)**
- 53 Archie Manning at Green Bay, 9/10/78 (33 comp.)
- 52 Archie Manning vs. New England, 12/10/72 (24 comp.)
Archie Manning vs. San Francisco, 11/23/75 (25 comp.)

Opponent

- 59 Steve Grogan at New England, 11/12/89 (27 comp.)
- 57 Warren Moon at Minnesota, 11/6/94 (33 comp.)

PASS COMPLETIONS

Career

- 1,849 Archie Manning, 1971-75, 77-82
(3,335 att.)
- 1,202 Bobby Hebert, 1985-89, 91-92 (2,055 att.)
- 1,014 **Aaron Brooks, 2000- (1,798 att.)**
- 958 Jim Everett, 1994-96 (1,571 att.)
- 592 Billy Kilmer, 1967-70 (1,116 att.)

Season

- 346 Jim Everett, 1994 (540 att.)
- 345 Jim Everett, 1995 (567 att.)
- 312 **Aaron Brooks, 2001 (558 att.)**
- 309 Archie Manning, 1980 (509 att.)
- 306 **Aaron Brooks, 2003 (518 att.)**

Game

- 33 Archie Manning at Green Bay, 9/10/78 (53 att.)
- 31 Jeff Blake at San Diego, 9/10/00 (46 att.)
- 31 Bobby Hebert vs. San Francisco, 10/8/89 (49 att.)
- Jim Everett vs. Washington, 9/11/94 (46 att.)
- Jim Everett at San Francisco, 9/25/94 (55 att.)
- Jim Everett at Atlanta, 12/10/95 (47 att.)

Opponent

- 33 Warren Moon at Minnesota, 11/6/94 (57 att.)
- 32 Jake Plummer at Arizona, 12/20/98 (44 att.)
- 31 Jim Everett at L.A. Rams, 12/9/90 (50 att.)
- 29 Brett Favre vs. Green Bay, 9/15/02 (44 att.)
- Jeff Kemp at San Francisco, 9/21/86 (44 att.)
- Jim Everett vs. L.A. Rams, 11/26/89 (51 att.)

- Jeff George vs. Atlanta, 11/13/94 (49 att.)
- Bernie Kosar vs. Miami, 10/15/95 (42 att.)
- Elvis Grbac at San Francisco, 10/29/95 (42 att.)
- Kurt Warner at St. Louis, 10/28/01 (47 att.)

MOST CONSECUTIVE COMPLETIONS

- 15 Archie Manning, 10/14 & 10/21/79

Opponent

- 18 Don Majkowski at Green Bay, 9/17/89

COMPLETION PERCENTAGE

Career (minimum 500 attempts)

- 61.0 Jim Everett, 1994-96
(1,571 att.-958 comp.)
- 58.5 Bobby Hebert, 1985-89, 91-92
(2,055 att.-1,202 comp.)
- 57.2 Ken Stabler, 1982-84 (500 att.-326 comp.)
- 56.4 **Aaron Brooks, 2000- (1,798 att.-1,014 comp.)**
- 55.4 Archie Manning, 1971-75, 77-82
(3,335 att.-1,849 comp.)

Season (minimum 100 attempts)

- 64.1 Jim Everett, 1994 (540 att.-346 comp.)
- 62.9 Bobby Hebert, 1989 (353 att.-222 comp.)
- 61.9 Ken Stabler, 1982 (189 att.-117 comp.)
- 61.8 Archie Manning, 1978
(471 att.-291 comp.)
- 60.9 Jeff Blake, 2000 (302 att.-184 comp.)

Game

- 60.9 Mike Buck at Pittsburgh, 10/17/93 (11-10)
- 67.0 Bobby Hebert vs. Denver, 11/20/88 (23-20)
- 66.4 **Aaron Brooks vs. Indianapolis,
11/18/01 (22-19)**
- 65.2 Jim Everett at Denver, 12/24/94 (27-23)
- 64.2 Bobby Hebert vs. Dallas, 9/10/89 (19-16)

Opponent

- 60.9 Scott Hunter at Atlanta 10/31/76 (11-10)
- 60.5 Lynn Dickey vs. Green Bay, 12/13/81 (21-19)

TOUCHDOWN PASSES

Career

- 115 Archie Manning, 1971-75, 77-82
- 86 **Aaron Brooks, 2000-**
- 85 Bobby Hebert, 1985-89, 91-92
- 60 Jim Everett, 1994-95
- 47 Billy Kilmer, 1967-70

Season

- 27 **Aaron Brooks, 2002**
- 26 Jim Everett, 1995
- 24 **Aaron Brooks, 2001
Aaron Brooks, 2003**
- 23 Archie Manning, 1980
- 22 Jim Everett, 1994

Game

- 6 Billy Kilmer at St. Louis, 11/2/69
- 4 **Aaron Brooks vs. N.Y. Giants, 12/14/03**
- 4 Bobby Hebert vs. San Francisco, 9/4/88
- 4 Jim Everett vs. Miami, 10/15/95

Opponent

- 6 Charley Johnson at St. Louis, 11/2/69
- 6 Peyton Manning vs. Indianapolis, 9/28/03

PASSER RATING

Career (minimum 500 attempts)

- 82.1 **Aaron Brooks, 2000- (1,014-1,798; 12,464 yds., 86 TD, 51 INT)**
- 81.1 Jim Everett, 1994-96
(958-1571, 10,622 yds., 60 TD, 48 INT)
- 79.1 Bobby Hebert, 1985-89, 91-92
(1202-2055, 14,630 yds., 85 TD, 75 INT)
- 72.0 Steve Walsh, 1990-93
(336-620, 3,879 yds., 25 TD, 22 INT)
- 68.6 Archie Manning, 1971-75, 77-82
(1,849-3,335, 21,734 yds., 115 TD, 147 INT)

Season (minimum 100 attempts)

- 92.0 John Fourcade, 1989
(61-107, 930 yds., 7 TD, 4 INT)
- 88.8 **Aaron Brooks, 2003
(306-518; 3,546 yds., 24 TD, 8 INT)**
- 87.0 Jim Everett, 1995
(345-567, 3,970 yds., 26 TD, 14 INT)
- 85.7 **Aaron Brooks, 2000
(113-194, 1,514 yds., 9 TD, 6 INT)**
- 84.9 Jim Everett, 1994
(346-540, 3,855 yds., 22 TD, 18 INT)

Game (minimum 10 attempts)

- 158.3 Mike Buck at Pittsburgh, 10/17/93
(10-11, 164 yds., 2 TD, 0 INT)
- 155.8 Jim Everett at Denver, 12/24/94
(23-27, 343 yds., 3 TD, 0 INT)
- 148.2 Jeff Blake vs. San Francisco, 11/5/00
(21-27, 288 yds., 3 TD, 0 INT)
- 148.0 Aaron Brooks at Atlanta, 10/19/03
(23-30, 352, 3 TD, 0 INT)**
- 144.1 **Aaron Brooks vs. Indianapolis, 11/18/01
(19-22, 249 yds., 2 TD, 0 INT)**
- 142.4 John Fourcade at Atlanta, 10/7/90
(10-17, 235 yds., 2 TD, 0 INT)

PASSES INTERCEPTED

Career

- 156 Archie Manning, 1971-75, 77-82
- 75 Bobby Hebert, 1985-89, 91-92
- 62 Billy Kilmer, 1967-70
- 55 Dave Wilson, 1981, 83-88
- 51 **Aaron Brooks, 2000-**

Season

- 22 **Aaron Brooks, 2001**
- 21 Archie Manning, 1972
- 20 Archie Manning, 1975
Archie Manning, 1979
Archie Manning, 1980

Game

- 5 Archie Manning vs. Atlanta, 9/16/73
Archie Manning vs. L.A. Rams, 10/7/79
- #### Opponent
- 5 Randy Wright vs. Green Bay, 9/14/86
Scott Campbell at Atlanta, 11/1/87

MOST TIMES SACKED

Career

- 337 Archie Manning, 1971-75, 77-82
- 136 **Aaron Brooks, 2000-**
- 119 Bobby Hebert, 1985-89, 91-92
- 98 Dave Wilson, 1981, 83-88
- 85 Billy Kilmer, 1967-70

INDIVIDUAL RECORDS

Season

- 50 **Aaron Brooks, 2001**
- 49 Archie Manning, 1975
- 43 Archie Manning, 1972
- 41 Archie Manning, 1980
- 40 Archie Manning, 1971

Game

- 9 Dave Wilson at San Francisco, 11/13/83
- Dave Wilson at L.A. Rams, 11/3/85
- Wade Wilson at Cleveland, 12/5/93

Opponent

- 8 Steve Beuerlein at Carolina, 11/12/00
- Chris Weinke vs. Carolina, 12/2/01
- 7 Wade Wilson at Minnesota, 12/21/86
- Steve Beuerlein vs. Carolina, 9/12/99

Punting

MOST PUNTS

Career

- 515 Tommy Barnhardt, 1987, 89-94, 99 (42.5 avg.)
- 447 Tom Blanchard, 1974-78 (41.3 avg.)
- 363 Brian Hansen, 1984-88 (42.0 avg.)
- 279 Russell Erxleben, 1979-83 (41.2 avg.)
- 236 Julian Fagan, 1970-72 (41.6 avg.)

Season

- 101 Tom Blanchard, 1976 (39.3 avg.)
- 92 Tom Blanchard, 1975 (41.0 avg.)
- 89 Russell Erxleben, 1980 (39.2 avg.)
- 88 Tom Blanchard, 1974 (42.1 avg.)
- Mark Royals, 1997 (45.9 avg.)
- Mark Royals, 1998 (45.6 avg.)

Game

- 12 Tom Blanchard vs. Minnesota, 11/16/75 (42.9 avg.)
- Steve O'Neal at San Francisco, 10/21/73 (41.6 avg.)
- Russell Erxleben vs. Washington, 12/26/82 (44.7 avg.)
- Tommy Barnhardt at Baltimore, 12/19/99 (37.2 avg.)

Opponent

- 12 Todd Sauerbrun at Chicago, 10/5/97 (43.7 avg.)
- 11 Shawn McCarthy at New England, 11/8/92 (42.1 avg.)

HIGHEST PUNTING AVERAGE

Career (minimum 50 attempts)

- 45.8 Mark Royals, 1997-98 (176 punts)
- 44.3 **Mitch Berger, 2003- (71 punts)**
- 42.5 Tommy Barnhardt, 1987, 89-94, 99 (515 punts)
- 42.2 Tom McNeill, 1967-69 (131 punts)
- 42.0 Brian Hansen, 1984-88 (363 punts)
- Season (minimum 40 attempts)**
- 45.9 Mark Royals, 1997 (88 punts)
- 45.6 Mark Royals, 1998 (88 punts)
- 44.3 **Mitch Berger, 2003- (71 punts)**
- 44.0 Tommy Barnhardt, 1992 (67 punts)
- 43.8 Brian Hansen, 1984 (69 punts)

LONGEST PUNT

- 81 Tom McNeill vs. Dallas, 9/28/69
- Opponent**
- 87 Dave Finzer at Chicago, 10/7/84

Punt Returns

MOST RETURNS

Career

- 116 Tyrone Hughes, 1993-96 (9.1 avg.)
- 104 Jeff Groth, 1981-84 (8.5 avg.)
- 88 **Michael Lewis, 2001- (11.2 avg.)**
- 75 Rich Mauti, 1977-80, 82-83 (8.1 avg.)
- 70 Vince Buck, 1990-95 (8.1 avg.)

Season

- 47 Eric Guliford, 1997 (10.6 avg.)
- 44 **Michael Lewis, 2002 (14.2 avg.)**
- 39 Jeff Groth, 1983 (7.1 avg.)
- 37 Howard Stevens, 1974 (10.2 avg.)
- Rich Mauti, 1977 (7.4 avg.)
- Jeff Groth, 1981 (11.8 avg.)
- Vince Buck, 1990 (8.2 avg.)
- Tyrone Hughes, 1993 (13.6 avg.)

Game

- 7 **Michael Lewis at Carolina, 11/10/02 (98 yards)**
- Eric Guliford at Oakland, 11/9/97 (90 yds.)
- 6 Pete Athas vs. Houston, 10/3/76 (161 yds.)
- Rod Harris at Detroit, 12/3/89 (38 yds.)
- Bobby Morse vs. Indianapolis, 12/24/89 (28 yds.)
- Vince Buck vs. Minnesota, 9/22/91 (37 yds.)
- Tyrone Hughes at Carolina, 10/22/95 (36 yds.)
- Eric Guliford at Chicago, 10/5/97 (77 yds.)
- Chad Morton vs. Detroit, 9/3/00 (36 yds.)

Opponent

- 10 Mike Nelms vs. Washington, 12/26/82 (106 yds.)

MOST YARDS

Career

- 1,060 Tyrone Hughes, 1993-96 (116 ret.)
- 981 **Michael Lewis, 2001- (88 ret.)**
- 887 Jeff Groth, 1981-84 (104 ret.)
- 657 Mel Gray, 1986-88 (49 ret.)
- 610 Rich Mauti, 1977-80, 82-83 (75 ret.)

Season

- 625 **Michael Lewis, 2002 (44 ret.)**
- 503 Tyrone Hughes, 1993 (37 ret.)
- 498 Eric Guliford, 1997 (47 ret.)
- 436 Jeff Groth, 1981 (37 ret.)
- 376 Howard Stevens, 1974 (37 ret.)

Game

- 161 Pete Athas vs. Houston, 10/3/76 (6 ret.)
- 139 **Michael Lewis vs. Carolina, 12/29/02 (5 ret.)**
- 130 Mel Gray vs. Tampa Bay, 12/6/87 (2 ret.)
- 128 Tyrone Hughes at Rams, 10/3/93 (4 ret.)

Opponent

- 143 Chuck Latourette vs. St. Louis, 9/29/68 (3 ret.)

INDIVIDUAL RECORDS

HIGHEST RETURN AVERAGE

Career (minimum 20 returns)

- 13.4 Mel Gray, 1986-88 (49 ret.)
- 13.3 Andre Hastings, 1997-99 (23 ret.)
- 12.2 **Michael Lewis, 2001- (88 ret.)**
- 10.5 Eric Guliford, 1997-98 (57 ret.)
- 10.1 Howard Stevens, 1973-74 (54 ret.)

Season (minimum 10 returns)

- 14.7 Mel Gray, 1987 (24 ret.)
- 14.2 **Michael Lewis, 2002 (44 ret.)**
- 14.0 Andre Hastings, 1998 (22 ret.)
- 13.6 Tyrone Hughes, 1993 (37 ret.)
- 12.2 Mel Gray, 1988 (25 ret.)

LONGEST RETURNS

- 83: Tyrone Hughes at Philadelphia, 12/26/93
- 83: **Michael Lewis at Washington, 10/13/02**
- 80 Mel Gray vs. Tampa Bay 12/6/87

Opponent

- 103: Robert Bailey vs. L.A. Rams, 10/23/94

PUNTS RETURNED FOR TOUCHDOWNS (6)

- 83 **Michael Lewis at Washington, 10/13/02**
- 83 Tyrone Hughes at Philadelphia, 12/26/93
- 74 Tyrone Hughes at L.A. Rams, 10/3/93
- 66 Mel Gray vs. Denver, 11/20/88
- 56 Derrick Shepard vs. Dallas, 9/10/89
- 53 Charlie Brown vs. Pittsburgh, 12/15/68
- Opponent (22)**
- 103 Robert Bailey vs. L.A. Rams, 10/23/94
- 95 Desmond Howard vs. Detroit, 9/3/00
- 88 Mike Fuller vs. San Diego, 10/9/77
- 86 Chuck Latourette vs. St. Louis, 9/29/68
- 84 Ron Smith at San Diego, 11/18/73
- Winslow Oliver vs. Carolina, 9/8/96

Kickoff Returns

MOST RETURNS

Career

- 239 Tyrone Hughes, 1993-96 (25.0 avg.)
- 147 **Michael Lewis, 2001- (24.9 avg.)**
- 124 Rich Mauti, 1977-80, 1982-83 (22.9 avg.)
- 93 Mel Gray, 1986-88 (23.4 avg.)
- 77 Jimmy Rogers, 1980-84 (21.8 avg.)

Season

- 70 Tyrone Hughes, 1996 (25.6 avg.)
- 67 **Michael Lewis, 2002 (25.8 avg.)**
- 66 Tyrone Hughes, 1995 (24.5 avg.)
- 63 Tyrone Hughes, 1994 (24.7 avg.)
- 63 Dino Philyaw, 1999 (22.0 avg.)
- 45 Deuce McAllister, 2001 (24.2 avg.)

Game

- 8 Tyrone Hughes vs. San Diego, 10/16/94 (196 yds.)
- Tyrone Hughes at Minnesota, 11/19/95 (156 yds.)
- Tyrone Hughes vs. L.A. Rams, 10/23/94 (304 yds.)
- Tyrone Hughes vs. Atlanta, 9/17/95 (199 yds.)
- Tyrone Hughes vs. Green Bay, 12/16/95 (194 yds.)
- Tyrone Hughes at Cincinnati,

9/15/96 (205 yds.)

- Dino Philyaw at St. Louis, 11/28/99 (171 yds.)
- Dino Philyaw vs. St. Louis, 12/12/99 (215 yds.)
- Michael Lewis vs. Washington, 12/30/01 (120 yds.)**
- Michael Lewis at Detroit, 9/29/02 (158 yds.)**

Opponent

- 8 Troy Walters vs. Minnesota, 10/7/01 (178 yds.)
- 7 Ladell Betts at Washington, 10/13/02 (160 yds.)
- Dennis Pearson vs. Atlanta, 9/2/79 (122 yds.)
- Butler By'not'e vs. Carolina, 11/26/95 (110 yds.)
- Allen Rossum, at Atlanta, 10/19/03 (127 yds.)

MOST YARDS

Career

- 5,717 Tyrone Hughes, 1993-96 (229 ret.)
- 3,637 **Michael Lewis, 2001- (147 ret.)**
- 2,836 Rich Mauti, 1977-80, 82-83 (124 ret.)
- 2,172 Mel Gray, 1986-88 (93 ret.)
- 1,678 Jimmy Rogers, 1980-84 (77 ret.)

Season

- 1,807 **Michael Lewis, 2002 (70 ret.)**
- 1,791 Tyrone Hughes, 1996 (70 ret.)
- 1,617 Tyrone Hughes, 1995 (66 ret.)
- 1,556 Tyrone Hughes, 1994 (63 ret.)
- 1,165 Dino Philyaw, 1999 (53 ret.)

Game

- 304 Tyrone Hughes vs. L.A. Rams, 10/23/94 (7 ret.)
- 215 Dino Philyaw vs. St. Louis, 12/12/99 (7 ret.)
- 205 Tyrone Hughes at Cincinnati, 9/15/96 (7 ret.)
- 203 **Michael Lewis at Washington, 10/13/02 (5 ret.)**
- 201 **Michael Lewis vs. Atlanta, 10/27/02 (6 ret.)**

Opponent

- 203 Jason Tucker vs. Dallas, 12/24/99 (6 ret.)
- 198 Clarence Verdin at Atlanta, 12/11/94 (7 ret.)
- 190 Deion Sanders vs. Atlanta, 12/3/92 (6 ret.)
- 189 Dave Hampton at Green Bay, 11/28/71 (5 ret.)

HIGHEST RETURN AVERAGE

Career (minimum 25 returns)

- 26.3 Walt Roberts, 1967 (28 ret.)
- 26.1 John Gilliam, 1967-68, 77 (31 ret.)
- 25.5 Eric Guliford, 1997-98 (61 ret.)
- 25.0 Tyrone Hughes, 1993-96 (229 ret.)
- 24.9 **Michael Lewis, 2001- (147 ret.)**

Season (minimum 10 returns)

- 30.1 John Gilliam, 1967 (16 ret.)
- 27.9 Don Shy, 1969 (16 ret.)
- 27.9 Mel Gray, 1986 (31 ret.)
- 27.8 Bobby Morse, 1989 (10 ret.)

27.6 Rod McNeill, 1975 (10 ret.)

KICKOFFS RETURNED FOR TOUCHDOWNS (12)

- 102 Eric Guliford at St. Louis, 8/31/97
 - 101 Mel Gray at San Francisco, 9/21/86
 - 100 Aaron Craver at Minnesota, 11/8/98
 - 99 Bobby Morse at Detroit, 12/3/89
 - Tyrone Hughes at Minnesota, 11/28/93
 - 98 Tyrone Hughes vs. L.A. Rams, 10/23/94
 - 97 **Michael Lewis vs. Minnesota, 12/15/02**
 - 94 John Gilliam vs. L.A. Rams, 9/17/67
 - 92 Clarence Chapman at San Francisco, 11/27/77
 - 92 Tyrone Hughes vs. L.A. Rams, 10/23/94
 - 91 Walt Roberts vs. Philadelphia, 11/5/67
 - 90 **Michael Lewis at Washington, 10/13/02**
- ### Opponent (11)
- 105 Travis Williams at L.A. Rams, 12/5/71
 - 100 Rod Smart at Carolina, 10/5/03
 - 98 Dexter Carter at San Francisco, 12/1/91
 - 95 Nate Lewis at San Diego, 11/17/91
 - Michael Bates at Carolina, 1/2/00
 - Cliff Austin at Atlanta, 10/20/85
 - 94 Chad Morton at Washington, 11/30/03
 - 93 Steve Odom vs. Green Bay, 10/12/75
 - Ronney Jenkins vs. Detroit, 9/10/00
 - 90 Dave Hampton at Green Bay, 11/28/71
 - 88 Darrick Vaughn vs. Atlanta, 12/17/00

Combined Kickoff/Punt Returns

COMBINED KICKOFF AND PUNT RETURNS

MOST RETURNS

- ##### Career
- 345 Tyrone Hughes, 1993-96
 - 235 **Michael Lewis, 2001-**
 - 199 Rich Mauti, 1977-80, 82-83
 - 142 Mel Gray, 1986-88
 - 118 Eric Guilford, 1997-98

Season

- 114 **Michael Lewis, 2002**
- 100 Tyrone Hughes, 1996
- 94 Tyrone Hughes, 1995
- 90 Eric Guliford, 1997
- 84 Tyrone Hughes, 1994

Game

- 11 Tyrone Hughes at Carolina, 10/22/95
- Tyrone Hughes vs. Arizona, 9/22/96
- Michael Lewis at Carolina, 11/10/02**
- 10 Tyrone Hughes vs. L.A. Rams, 10/23/94
- Chad Morton vs. Detroit, 9/3/00
- Chad Morton at San Diego, 9/10/00
- Michael Lewis at Carolina, 10/14/01**
- Michael Lewis at Detroit, 9/29/02**

MOST YARDS

- ##### Career
- 6,777 Tyrone Hughes, 1993-96
 - 4,618 **Michael Lewis, 2001-**
 - 3,446 Rich Mauti, 1977-80, 82-83
 - 2,829 Mel Gray, 1986-88
 - 2,158 Eric Guilford, 1997-98

Season

- 2,432 **Michael Lewis, 2002 (NFL RECORD)**
- 1,943 Tyrone Hughes, 1996
- 1,879 Tyrone Hughes, 1995
- 1,699 Tyrone Hughes, 1994
- 1,626 Eric Guliford, 1997

Game

- 347 Tyrone Hughes vs. L.A. Rams, 10/23/94
- 286 **Michael Lewis at Washington, 10/13/02**
- 232 Eric Guliford at St. Louis, 8/31/97
- 231 Chad Morton at San Diego, 9/10/00
- 221 Tyrone Hughes vs. Philadelphia, 12/26/93

Opponent

- 233 Chuck Latourette vs. St. Louis, 9/29/68
- 225 Brian Mitchell vs. Washington, 9/11/94

MOST RETURNS FOR TOUCHDOWNS

Career

- 5 Tyrone Hughes, 1993-95
- 3 **Michael Lewis, 2001-**
- 2 Mel Gray, 1986-88

Season

- 3 Tyrone Hughes, 1993
- Michael Lewis, 2002**
- 2 Tyrone Hughes, 1994

Game

- 2 Tyrone Hughes vs. L.A. Rams, 10/23/94
- Michael Lewis at Washington, 10/13/02**

Opponent

- 1 29 times

Interceptions

MOST INTERCEPTIONS

Career

- 37 Dave Waymer, 1980-89 (395 yds.)
- 36 Tommy Myers, 1972-81 (621 yds.)
- 28 Sammy Knight, 1997-2002 (464 yds.)
- 21 Gene Atkins, 1987-93 (324 yds.)
- 19 Dave Whitsell, 1967-69 (242 yds.)

Season

- 10 Dave Whitsell, 1967 (178 yds.)
- 9 Dave Waymer, 1986 (48 yds.)
- 7 Tommy Myers, 1979 (127 yds.)
- 6 8 times (last: Sammy Knight, 2001; 114 yds.)

Game

- 3 Tommy Myers vs. Minnesota, 9/3/78 (151 yds.)
- Dave Waymer vs. Philadelphia, 10/6/85 (28 yds.)
- Reggie Sutton at Chicago, 10/18/87 (42 yds.)
- Gene Atkins at Phoenix, 12/22/91 (198 yds.)
- Sammy Knight at Buffalo, 9/9/01 (40 yds.)

Opponent

- 3 Pat Thomas vs. L.A. Rams, 10/7/79 (5 yds.)
- Leonard Coleman at Indianapolis, 10/12/86 (31 yds.)
- Rod Woodson at San Francisco,

9/14/97 (81 yds.)

Ronde Barber at Tampa Bay, 12/23/01 (56 yds.)

MOST YARDS RETURNED

Career

- 621 Tommy Myers, 1972-81 (36 ret.)
- 464 Sammy Knight, 1997-2002 (28 ret.)
- 395 Dave Waymer, 1980-89 (37 ret.)
- 324 Gene Atkins, 1987-93 (21 ret.)
- 280 Toi Cook, 1987-93 (16 ret.)

Season

- 198 Gene Atkins, 1991 (5 ret.)
- 178 Dave Whitsell, 1967 (10 ret.)
- 171 Sammy Knight, 1998 (6 ret.)
- 167 Tommy Myers, 1978 (6 ret.)
- 146 Johnnie Poe, 1983 (7 ret.)

Game

- 151 Tommy Myers vs. Minnesota, 9/3/78 (3 ret.)
- 99 Gene Atkins at Phoenix, 12/22/91 (3 ret.)
- 98 Sammy Knight at Minnesota, 11/8/98 (2 ret.)
- 94 Bo Burris vs. Minnesota, 10/13/68 (1 ret.)

Opponent

- 93 Ross Fichtner vs. Cleveland, 10/1/67 (2 ret.)

MOST RETURNS FOR TOUCHDOWNS

Career

- 4 Sammy Knight, 1997-2002
- 3 Brett Maxie, 1985-93
- Jim Merlo, 1973-79
- Toi Cook, 1987-93
- Tommy Myers, 1972-81
- Johnnie Poe, 1981-87
- Dave Whitsell, 1967-69
- Dennis Winston, 1982-85

Season

- 2 Dave Whitsell, 1967
- Jim Merlo, 1976
- Dennis Winston, 1984
- Sammy Knight, 1998
- Sammy Knight, 2000

Game

- 1 26 times (last: **Ashley Ambrose at Tampa Bay, 11/2/03**)

Opponent

- 2 Eric Allen, at Philadelphia 12/26/93

LONGEST RETURNS

- 97t Tommy Myers vs. Minnesota, 9/3/78
 - 94t Bo Burris vs. Minnesota, 10/13/68
 - 91t Sammy Knight at Minnesota, 11/8/98
- #### Opponent
- 88 Ross Fichtner vs. Cleveland, 10/1/67 (lateral from Erich Barnes)
 - 78t Jesse Solomon at Minnesota, 12/4/88

Quarterback Sacks (since 1982)

QUARTERBACK SACKS (SINCE 1982)

MOST SACKS

Career

- 115 Rickey Jackson, 1981-93
- 82.5 Wayne Martin, 1989-99
- 76.5 Pat Swilling, 1986-92
- 52.5 Frank Warren 1981-89, 91-94
- 50.5 Joe Johnson, 1994-98, 2000-01

Season

- 17 La'Roi Glover, 2000
- 17 Pat Swilling, 1991
- 16.5 Pat Swilling, 1989
- 15.5 Wayne Martin, 1992
- 13.5 Rickey Jackson, 1992
- Charlie Clemons, 2001

Season-Rookie

- 11 **Darren Howard, 2000**
- 9 Renaldo Turnbull, 1990
- 7 **Charles Grant, 2002**

Game

- 4 Rickey Jackson at Atlanta, 12/14/86
- Rickey Jackson at Detroit, 9/18/88
- Pat Swilling vs. Tampa Bay, 11/11/90
- Wayne Martin vs. Atlanta, 12/3/92
- Wayne Martin vs. Detroit, 9/21/97
- 3.5 Jim Wilks at Philadelphia, 12/11/83
- Pat Swilling at Atlanta, 11/19/89

Opponent

- 6 Fred Dean at San Francisco 11/13/83

Fumbles

MOST OPPONENT FUMBLES RECOVERED

Career

- 26 Rickey Jackson, 1981-93
- 17 Sam Mills, 1986-94
- 14 Dave Waymer, 1980-89
- 13 Gene Atkins, 1987-93
- 13 Wayne Martin, 1989-99

Season

- 7 Rickey Jackson, 1990
- 5 Joe Federspiel, 1975
- Maurice Spencer, 1976
- Jack Del Rio, 1985
- James Geathers, 1989
- Sammy Knight, 2001

Game

- 3 Maurice Spencer vs. Atlanta 10/10/76

LONGEST FUMBLE RETURN

- 90t Keith Mitchell at Carolina, 11/12/00
 - 86t Tyrone Hughes vs. San Francisco, 11/28/94
 - 85t Ernie Jackson vs. Atlanta, 10/15/72
 - 76t Sam Mills at N.Y. Jets, 12/26/92
- #### Opponent
- 98t Toby Wright vs. L.A. Rams, 10/23/94
 - 96t C.L. Whittington vs. Houston, 10/3/76

INDIVIDUAL RECORDS

MOST OWN FUMBLES RECOVERED

Game
3 Kyle Turley vs. St. Louis, 12/24/00

MOST FUMBLES RETURNED FOR TOUCHDOWNS

Career
2 Robert "Pig" Goff, 1990-95
Tyronne Hughes, 1993-95
Sam Mills, 1986-94
Tommy Myers, 1972-81
Frank Warren, 1981-89, 91-93
Keith Mitchell, 1997-2001

Season

2 Robert "Pig" Goff, 1992
Tyronne Hughes, 1994

MOST TIMES FUMBLED

Career
62 Archie Manning, 1971-75, 77-82
42 Aaron Brooks, 2000-
30 Dalton Hilliard, 1986-93
27 George Rogers, 1981-84
Bobby Hebert, 1985-89, 91-92
25 Chuck Muncie, 1976-80

Dave Wilson, 1981,83-89

Season

15 Aaron Brooks, 2002 (11 lost)
13 Aaron Brooks, 2001 (3 lost)
11 George Rogers, 1981 (6 lost)

Game

4 Aaron Brooks vs. Tampa Bay, 12/7/03 (3 lost)
3 Billy Kilmer at St. Louis, 12/3/67
Billy Kilmer vs. Cleveland, 10/12/69
Howard Stevens at Dallas, 9/24/73
Hokie Gajan vs. Tampa Bay, 9/22/85 (2 lost)
Rueben Mayes vs. S.F., 10/25/87 (2 lost)
Rueben Mayes at Pittsburgh, 11/29/87 (2 lost)
Heath Shuler vs. Atlanta, 10/12/97 (1 lost)
Ricky Williams vs. S.F., 1/6/02 (2 lost)
Aaron Brooks at Cincinnati, 12/22/02 (3 lost)

* - Records as a result of the strike-shortened season in 1982 (nine games)

! worth noting



FLEET FEET

Since being drafted in 2002, WR Donté Stallworth has hauled 67 passes for 1,079 yards and 11 touchdowns. He has made the most of his opportunities, with 26 of those catches traveling 15 yards or more and eight of his TDs coming from 28 yards or longer:

- 76-yard catch vs. Dallas (12/28/03) – TOUCHDOWN
- 69-yard catch at Atlanta, (10/19/03) – TOUCHDOWN
- 57-yard catch at Cincinnati, (12/22/02) – TOUCHDOWN
- 42-yard catch at Jax (12/21/03) – Lateral for TD
- 41-yard catch at Tampa Bay (9/8/02) – TOUCHDOWN
- 38-yard catch at Carolina (11/10/02) – First Down
- 35-yard catch vs. Houston (9/14/03) – TOUCHDOWN
- 34-yard catch vs. Green Bay (9/15/02) – TOUCHDOWN
- 30-yard catch at Seattle (9/7/03) – First Down
- 29-yard catch at Chicago (9/22/02) – TOUCHDOWN
- 28-yard catch at Baltimore (12/8/02) – TOUCHDOWN
- 25-yard catch vs. Atlanta (10/27/02) – First Down
- 21-yard catch; vs. Chicago (10/12/03) – First Down
- 20-yard catch at Cincinnati (12/22/02) – First Down
- 20-yard catch at Baltimore (12/8/02) – First Down
- 20-yard catch at Carolina (11/10/02) – First Down
- 19-yard catch vs. Dallas, (12/28/02) – First Down
- 18-yard catch vs. Cleveland (11/24/02) – First Down
- 17-yard catch vs. Minnesota (12/15/02) – First Down
- 17-yard catch at Seattle (9/7/03) – First Down
- 17-yard catch vs. Indianapolis (9/28/03) – First Down
- 15-yard catch at Cincinnati (12/22/02) – First Down
- 15-yard catch vs. Minnesota (12/15/02) – First Down
- 15-yard catch at Seattle (9/7/03) – First Down
- 15-yard catch at Tennessee (9/21/03) – First Down
- 15-yard catch at Carolina (10/5/03) – First Down

TEAM RECORDS

Scoring

MOST POINTS

Season
12 2002
22 1987
16 1989
Opponent
17 1980

Game

17 Saints 51 at St. Louis 42, 11/2/69
Saints 51 at Seattle 27, 11/21/76
Opponent
12 Atlanta 62 at Saints 7, 9/16/73

Half

12 at Tampa Bay, 10/14/79 (2nd)
Opponent
12 vs. Atlanta, 9/16/73 (2nd)

Quarter

14 at Seattle 11/21/76 (3rd)
vs. Oakland 12/3/79 (2nd)
15 at St. Louis 10/28/01 (3rd)
Opponent
18 at Phil. 11/19/67 (2nd)
12 at Chicago 10/10/71 (2nd)
vs. L.A. Rams 10/7/79 (2nd)

FEWEST POINTS

Season
29 1982*
13 1973
Opponent
10 1982*
12 1992

Game

14 times (last vs. San Francisco, 1/6/02)
Opponent
12 times (last at N.Y. Jets , 12/24/95)

MOST TOUCHDOWNS

Season
19 2002
16 1979, 1987, 1989
13 2000
Opponent
11 1980

Game

14 at St. Louis, 11/2/69
at Seattle, 11/21/76
at Chicago, 10/2/77
at Tampa Bay, 10/14/79
vs. Denver, 11/20/88
at Atlanta, 10/19/03
vs. N.Y. Giants, 12/14/03
Opponent
11 vs. Atlanta, 9/16/73

FEWEST TOUCHDOWNS

Season
16 1973, 1982*
17 1970
Opponent
19 1982*
23 1991

MOST GAMES WITHOUT YIELDING A TOUCHDOWN

5 1991 (2 shutouts)

MOST TOUCHDOWNS RUSHING

Season
28 1979
20 1987
Opponent
28 1980

Game

5 at Tampa Bay, 10/14/79
Opponent
5 at St. Louis, 10/23/77
at N.Y. Giants, 9/24/95

FEWEST TOUCHDOWNS RUSHING

Season
4 1970, 1985
5 1972, 1973
Opponent
6 1987, 1991

MOST TOUCHDOWNS PASSING

Season
27 2001
26 1980, 1995
Opponent
34 1999

Game

6 at St. Louis 11-2-69
Opponent
6 at St. Louis 11-2-69

FEWEST TOUCHDOWNS PASSING

Season
8 1975, 1976, 1981, 1982*
Opponent
11 1982*
12 1991

MOST FIELD GOALS

Season
33 1987 (42 attempts)
31 2002 (35 attempts)
31 1985 (35 attempts)
Opponent
33 1996 (42 attempts)

Game

5 at Green Bay (Milw.), 11/28/71 (6 att.)
vs. L.A. Rams, 12/1/85
vs. San Francisco, 10/25/87 (7 att.)
vs. Atlanta, 12/3/92 (5 att.)
at Atlanta, 12/11/94 (5 att.)
vs. Minnesota, 10/7/01 (5 att.)

at St. Louis, 10/28/01 (5 att.)

Opponent
6 at N.Y. Jets, 12/3/72 (7 att.)
vs. San Francisco, 10/16/83 (6 att.)
vs. Atlanta, 11/13/94 (6 att.)

MOST DEFENSIVE TOUCHDOWNS

Season
9 1998
6 1992
Opponent
9 1993

MOST POINTS AFTER TOUCHDOWN

Season
44 1979 (46 att.)
1989 (46 att.)
43 1987 (46 att.)
Opponent
56 1980 (60 att.)

Game

6 at St. Louis, 11/2/69 (7 att.)
at Seattle, 11/21/76 (6 att.)
at Chicago, 10/2/77 (6 att.)
at Tampa Bay, 10/14/79 (6 att.)
vs. Denver, 11/20/88 (6 att.)
at Atlanta, 10/19/03 (6 att.)
vs. N.Y. Giants, 12/14/03 (6 att.)

Opponent

8 vs. Atlanta, 9/16/73 (8 att.)

FEWEST POINTS AFTER TOUCHDOWN

Season
15 1982* (16 att.)
16 1970 (17 att.)
1973 (16 att.)

Opponent

19 1982* (19 att.)
22 1991 (23 att.)
1992 (24 att.)

MOST TWO-POINT CONVERSIONS

Season
4 2002 (11 att.)
3 1999 (6 att.)
2 1994 (6 att.)
1995 (9 att.)
1996 (6 att.)

Opponent

4 2002 (5 att.)
3 1994 (4 att.)
1995 (5 att.)

Game

1 17 times (last vs. Indianapolis, 9/28/03)

TEAM RECORDS

Opponent
2 vs. Carolina, 11/26/95

GREATEST MARGIN OF VICTORY
42 Denver 0 at Saints 42, 11/20/88

GREATEST MARGIN OF DEFEAT
55 Atlanta 62 at Saints 7, 9/16/73

MOST CONSECUTIVE GAMES SCORING
216 12/11/83 through 10/12/97
(streak ended vs. Carolina, 10/19/97)

LONGEST WINNING STREAK
9 11/1 through 12/27/87, 12/23/90 through 10/20/91

7 9/11 through 10/23/88

LONGEST LOSING STREAK
14 9/7 through 12/7/80

First Downs

MOST FIRST DOWNS

Season
315 1979
312 2000

Opponent
360 1980

Game
32 vs. Atlanta, 1/2/83
30 at St. Louis, 10/11/87
vs. Atlanta, 11/13/94

Opponent
35 vs. Atlanta, 9/2/79

FEWEST FIRST DOWNS

Season
173 1982*
183 1970

Opponent
151 1982*
214 1991

Game
2 at San Francisco, 10/21/73
3 vs. St. Louis, 10/5/80

Opponent
6 vs. L.A. Rams, 9/15/91
vs. Minnesota, 9/22/91
vs. L.A. Raiders, 12/16/91
at New England, 11/8/92

MOST FIRST DOWNS RUSHING

Season
160 1979
135 1983

Opponent
178 1980

Game
19 at Seattle, 11/21/76

Opponent
23 vs. St. Louis, 10/4/80

FEWEST FIRST DOWNS RUSHING

Season
55 1970
67 1967, 1998

Opponent
58 1982*
63 1991

Game
0 at Philadelphia, 10/26/69
vs. St. Louis, 10/5/80
vs. San Francisco, 9/3/95
at Baltimore, 12/19/99
at Jacksonville, 12/21/03

Opponent
0 vs. New England, 11/30/86
at Detroit, 9/18/88
vs. Carolina, 10/15/00

MOST FIRST DOWNS PASSING

Season
203 1994
202 1995

Opponent
208 1994, 1998

Game
24 vs. Washington, 9/11/94
19 at San Diego, 9/10/00

Opponent
23 at Minnesota, 11/6/94

FEWEST FIRST DOWNS PASSING

Season
76 1982*
82 1975

Opponent
81 1982*
103 1977

Game
0 at San Francisco, 10/21/73

Opponent
0 at St. Louis 10/11/87

MOST FIRST DOWNS BY PENALTY

Season
32 1999
31 2002, 1969, 1971

Opponent
34 1987

Game
7 at N.Y. Jets, 10/26/86
at Tampa Bay, 9/24/89
at Atlanta, 12/5/99

Opponent
6 vs. San Francisco, 10/25/87
at New England,

11/12/89,
at St. Louis, 11/26/00,
at Atlanta, 12/9/01

NetYards

MOST YARDS

Season
5,627 1979 (2,476 rush,
3,151 pass)

5,438 2003 (2,000 rush,
3,438 pass)

5,397 2000 (2,068 rush,
3,329 pass)

Opponent
6,218 1980 (3,106 rush,
3,112 pass)

Game
557 at Atlanta, 9/12/93
(227 rush, 330 pass)

526 vs. Miami, 12/07/86
(257 rush, 269 pass)

Opponent
552 vs. Atlanta, 9/2/79
(257 rush, 295 pass)

FEWEST YARDS
Season
2,655 1982*
(1,257 rush, 1,398 pass)

3,187 1975
(1,642 rush, 1,545 pass)

Opponent
2,607 1982*
(974 rush, 1,633 pass)

3,797 1974
(1,758 rush, 2,039 pass)

Game
60 vs. Minnesota, 11/16/75
(67 rush, -7 pass)

80 vs. St. Louis, 10/5/80
(15 rush, 65 pass)

Opponent
117 vs. L.A. Raiders, 12/16/91 (71 rush,
46 pass)

120 vs. L.A. Rams, 9/15/80
(77 rush, 43 pass)

HIGHEST AVERAGE PER OFFENSIVE PLAY
Season
5.6 1979
(995 plays-5,627 yds.)

5.4 1992
(895 plays-4,806 yds.)

Opponent
6.1 1969
(822 plays-5,018 yds.)

Game
9.0 at New England, 12/3/95 (432 yds.)

8.3 at Atlanta 9/12/93 (557 yds.)

TEAM RECORDS

Opponent
11 at St. Louis,
11/2/69 (473 yds.)

LOWEST AVERAGE PER OFFENSIVE PLAY
Season
4.5 1975
(908 plays-3189 yds.)

4.0 1973
(929 plays-3744 yds.)

Rushing

MOST YARDS

Season
2,476 1979 (551 attempts)
2,461 1983 (595 attempts)

Opponent
3,106 1980 (630 attempts)



TEAM RECORDS

Game
307 at Los Angeles, 11/8/81 (52 att.)
299 at Kansas City, 9/26/76 (44 att.)
Opponent
340 vs. L.A. Rams, 11/25/73 (55 att.)

FEWEST YARDS
Season
1,192 1967 (334 att.)
1,215 1970 (371 att.)
Opponent
974 1982* (255 att.)
1,213 1991 (334 att.)

Game
7 vs. San Francisco, 10/1/72 (16 att.)
11 vs. N.Y. Giants, 12/20/93 (12 att.), at Baltimore, 12/19/99 (16 att.)

Opponent
2 vs. New England, 11/30/86 (18 att.)

MOST ATTEMPTS
Season
595 1983 (2,461 yds.)
569 1987 (2,190 yds.)
Opponent
630 1980 (3,106 yds.)

Game
55 at Atlanta, 10/20/74 (232 yds.)
at San Francisco, 10/15/78 (175 yds.)

Opponent
62 vs. St. Louis, 10/5/80 (330 yds.)

FEWEST ATTEMPTS
Season
331 1982* (1,257 yds.)
334 1967 (1,193 yds.)
Opponent
255 1982* (974 yds.)
334 1991 (1,213 yds.)

Game
9 vs. St. Louis, 10/5/80 (15 yds.)
vs. Denver, 12/3/00 (21 yds.)
Opponent
10 vs. Dallas 9/10/89 (20 yds.), at St. Louis 11/26/00 (28 yds.)

HIGHEST AVERAGE PER RUSH
Season
4.5 1979 (551 att.-2,476 yds.)
2002 (448 att.-2,000 yds.)
4.3 1969 (399 att.-1,705 yds.)
1993 (414 att.-1,766 yds.)
Opponent
4.9 1980 (630 att.-3,106 yds.)

Game
7.4 vs. Philadelphia, 10/1/95 (16 att.-119 yds.)
7.3 at Atlanta, 9/12/93 (31 att.-227 yds.)
Opponent
8.1 at Carolina, 11/30/97 (23 att.-186 yds.)

LOWEST AVERAGE PER RUSH
Season
3.3 1970 (371 att.-1,215 yds.)
3.4 1996 (386 att.-1,308 yds.)
Opponent
3.2 1986 (486 att.-1,559 yds.)

Game
0.4 vs. San Francisco, 10/1/72 (16 att.-7 yds.)
Opponent
0.1 New England, 11/30/86 (18 att.-2 yds.)

Passing

MOST NET YARDS
Season
3,846 1994
3,788 1995
Opponent
3,968 1998

Game
425 vs. Denver, 12/3/00
380 vs. Washington, 9/11/94
Opponent
426 at St. Louis 10/28/01

FEWEST NET YARDS
Season
1,398 1982*
1,545 1975
Opponent
1,633 1982*
1,893 1977

Game
-15 at San Francisco, 10/21/73
-7 vs. Minnesota, 11/16/75
Opponent
4 at St. Louis, 10/11/87

MOST ATTEMPTS
Season
593 2002 (343 comp.)
573 1995 (349 comp.)
569 1994 (366 comp.)
Opponent
577 1989 (320 comp.)

Game
55 at San Francisco 9/25/94 (31 comp.)
54 vs. Buffalo 12/27/98 (26 comp.), at N.Y. Giants 9/30/01 (28 yds.)
Opponent
59 at New England, 11/12/89 (27 comp.)

FEWEST ATTEMPTS
Season
248 1982* (137 comp.)
321 1977 (166 comp.)
Opponent
290 1977 (154 comp.)

Game
4 at San Francisco, 10/15/78 (2 comp.)
Opponent
10 at New England, 12/4/81 (3 comp.)
at St. Louis, 10/1/87 (3 comp.)

MOST COMPLETIONS
Season
366 1994 (569 att.)
349 1995 (573 att.)
Opponent
353 1994 (559 att.)

Game
33 vs. Green Bay, 9/10/78 (53 att.)
vs. Washington, 9/11/94 (49 att.)
at San Diego, 9/10/00 (46 att.)
Opponent
33 at Minnesota, 11/6/94 (57 att.)

FEWEST COMPLETIONS
Season
137 1982* (248 att.)
163 1973 (338 att.)
Opponent
149 1982* (245 att.)
153 1968 (366 att.)

Game
2 at San Francisco, 10/15/78 (4 att.)
Opponent
3 at New England, 12/4/81 (10 att.), at St. Louis, 10/11/87 (10 att.)

HIGHEST COMPLETION PERCENTAGE
Season
64.3 1994 (366 comp.-569 att.)
61.6 1989 (284 comp.-461 att.)
Opponent
63.1 1994 (353 comp.-559 att.)

Game
87.0 vs. Denver, 11/20/88 (20 comp.-23 att.)
84.2 vs. Dallas, 9/10/89 (16 comp.-19 att.)
Opponent
90.5 vs. Green Bay, 12/13/81 (19 comp.-21 att.)

LOWEST COMPLETION PERCENTAGE
Season
46.2 1975 (181 comp.-392 att.)
47.0 1971 (182 comp.-387 att.)
Opponent
41.8 1968 (153 comp.-366 att.)

Game
35.5 vs. L.A. Rams, 9/3/81 (4 comp.-17 att.)
26.9 at Chicago, 10/7/84 (7 comp.-26 att.)
Opponent
22.7 vs. Chicago, 10/27/91 (5 comp.-22 att.)

MOST PASSES INTERCEPTED
Season
13 1997
10 1999
Opponent
10 1987

Game
vs. Atlanta, 9/16/73, at San Francisco, 9/14/97
vs. L.A. Rams, 10/7/79
Opponent
vs. Green Bay, 9/14/86

FEWEST PASSES INTERCEPTED
Season
0 2003
12 1987
14 1971, 1976, 1982*, 1995
Opponent
1990

Interceptions

MOST INTERCEPTIONS
Season
10 1987
9 1991
Opponent
33 1997

Game
vs. Green Bay, 9/14/86 at Atlanta, 11/1/87
vs. N.Y. Giants, 11/22/87 at Philadelphia, 10/13/91 at Phoenix, 12/22/91
Opponent
vs. Atlanta, 9/16/73, vs. San Francisco, 9/14/97

FEWEST INTERCEPTIONS
Season
8 1990
9 1982*
Opponent
2003
12 1987

TEAM RECORDS

MOST RETURN YARDAGE
Season
482 1991 (29 int.)
466 1998 (21 int.)
Opponent
483 1999 (30 int.)

Game
176 vs. Minnesota, 9/3/78 (4 int.)
126 vs. Minnesota, 10/13/68 (2 int.)
Opponent
136 at Minnesota, 12/4/88 (2 int.)

FEWEST RETURN YARDAGE
Season
73 1969 (12 int.)
83 1977 (10 int.)
Opponent
79 1982* (14 int.)
93 1996 (17 int.)

MOST RETURNS FOR TOUCHDOWNS
Season
5 1998
4 2000
Opponent
6 1993

Game
1 40 times (last at Tampa Bay, 11/2/03)
Opponent
3 vs. Tampa Bay, 12/11/77

Fumbles

MOST
Season
40 1981 (20 lost)
37 1983 (22 lost)
Opponent
43 1975 (23 lost)

Game
7 at L.A. Rams, 11/8/81 (2 lost)
vs. New England, 11/30/86 (5 lost)
Opponent
7 vs. Cleveland, 12/12/71 (5 lost)
at L.A. Rams, 12/16/79 (4 lost)
at N.Y. Jets, 10/26/86 (2 lost)

FEWEST
Season
17 1982* (10 lost)
19 1968 (11 lost)
1995 (11 lost)
Opponent
20 1969 (10 lost)

MOST LOST
Season
22 1983 (37 fumbles)
22 1997 (34 fumbles)
Opponent
27 1976 (38 fumbles)

Game
5 vs. New England, 11/30/86 (7 fumbles)
Opponent
5 vs. Dallas, 11/3/68 (5 fumbles)
vs. Cleveland, 12/12/71 (7 fumbles)
at Atlanta, 11/25/79 (6 fumbles)

FEWEST LOST
Season
9 1999 (26 fumbles)
10 1982* (17 fumbles)
Opponent
10 1967 (21 fumbles)
1969 (20 fumbles)
1984 (28 fumbles)
1996 (25 fumbles)

MOST RETURNED FOR TOUCHDOWNS
Season
5 1998
3 1992
Opponent
4 1975

Game
2 at San Francisco, 10/19/75
Opponent
2 at St. Louis, 10/11/87

Turnovers

MOST
Season
55 1997
47 1981, 1983
Opponent
49 1987, 1981

Game
8 vs. Atlanta, 9/16/73, vs. Detroit, 10/28/90 at San Francisco, 9/14/97
Opponent
8 at St. Louis, 10/28/01

FEWEST
Season
24 1982*
25 1971, 1995
Opponent
22 1969, 1982*

Quarterback Sacks

MOST
Season
66 2000 (378 yds.)

TEAM RECORDS

- Led NFL
1997 (408 yds.)
- Led NFL

Opponent
58 1985 (461 yds.)

Game
9 vs. L.A. Rams, 12/1/85
(69 yds.)
at Atlanta, 12/9/01
(53 yds.)

8 vs. Chicago, 9/18/83
(73 yds.)
vs. Carolina, 10/15/00
(41 yds.)
at Carolina, 11/12/00
(37 yds.)
vs. Carolina, 12/2/01
(60 yds.)

Opponent
10 vs. Atlanta, 10/12/97
(76 yds.)

FEWEST
Season
17 1970 (136 yds.)
21 1969 (199 yds.)

Opponent
15 1992 (119 yards)

MOST YARDS LOST
Season

437 1983 (56 sacks)
420 1984 (55 sacks)
Opponent
461 1985 (58 sacks)

Game
73 vs. Chicago, 9/18/83
(8 sacks)

Opponent
81 vs. San Diego, 10/9/77
(8 sacks)

Punting

MOST
Season

101 1976 (39.3 avg.)
92 1975 (41.0 avg.)
Opponent
92 1997 (39.9 avg.)

Game
12 vs. Minnesota, 11/16/75
11 at San Francisco,
10/21/73
vs. Washington, 12/26/82
at Baltimore, 12/19/99

Opponent
12 at Chicago, 10/5/97

FEWEST
Season

46 1982* (43.0 avg.)
49 1969 (41.4 avg.)
Opponent
50 1971 (41.2 avg.)

Game
0 vs. San Francisco
10/26/02

0 vs. Atlanta, 1/2/83
1 13 times (last vs. N.Y.
Giants, 12/14/03)

Opponent
0 at N.Y. Giants, 10/8/67
at San Francisco,
11/14/71

9 vs. Cleveland, 9/13/87
at Minnesota, 11/19/95
vs. St. Louis, 12/12/99

HIGHEST AVERAGE
Season

45.9 1997 (88 punts)
45.4 1998 (90 punts)
Opponent
44.5 1973 (63 punts)

LOWEST AVERAGE
Season

37.6 1968 (75 punts)
39.0 1989 (71 punts)
Opponent
37.5 1987 (73 punts)

Punt Returns

MOST RETURNS
Season

53 1989 (428 yds.)
48 1997 (496 yds.)
Opponent
64 1976 (742 yds.)

Game
7 at Carolina, 11/10/02
(8 yds.)
vs. New England,
11/30/86 (66 yds.)
at Detroit, 12/3/89
(48 yds.)
at Oakland, 11/9/97
(90 yds.)

Opponent
10 vs. Washington, 12/26/82
(106 yds.)

FEWEST RETURNS
Season

16 1971 (100 yds.)
1972 (43 yds.)
21 1982* (144 yds.)
Opponent
27 1969 (176 yds.)

MOST YARDS
Season

625 2002 (45 ret.)
517 1993 (38 ret.)
496 1997 (48 ret.)
Opponent
906 1974 (59 ret.)

Game
161 vs. Houston, 10/3/76
(6 ret.)

Opponent
144 vs. L.A. Rams, 10/23/94
(4 ret.)

HIGHEST AVERAGE
Season

13.7 2002 (45 ret.)
13.6 1993 (38 ret.)
12.8 1998 (32 ret.)
Opponent
15.4 1974 (59 ret.)

LOWEST AVERAGE
Season

2.7 1972 (16 ret.)
3.4 1967 (23 ret.)
Opponent
5.5 2002 (38 ret.)
5.8 1971 (43 ret.)

MOST RETURNS FOR
TOUCHDOWNS
Season

2 1993
1 2002, 1968, 1988, 1989
Opponent
2 1974, 1977, 1983, 1994,
2000

Game
1 6 times (last at
Washington, 10/13/02)
Opponent
1 22 times (last at
Carolina, 10/14/01)

Kickoff Returns

MOST RETURNS
Season

88 1980 (22.4 avg.)
87 2001 (23.3 avg.)
Opponent
85 2002 (21.4 avg.)
76 1979 (20.0 avg.)

Game
9 at Philadelphia, 11/19/87
(231 yds.)

9 vs. San Francisco,
10/1/72 (201 yds.)

Opponent
8 vs. Washington, 9/22/86
(140 yds.)
vs. Atlanta, 9/2/79
(127 yds.)
at Atlanta, 12/11/94
(206 yds.)
at Atlanta, 10/19/03
(146 yds.)
vs. N.Y. Giants, 12/14/03
(164 yds.)

FEWEST RETURNS
Season

26 1982* (22.2 avg.)
42 1992 (19.4 avg.)
Opponent
20 1982* (19.4 avg.)
33 1973 (21.9 avg.)

MOST YARDS
Season

2,027 2001 (87 ret.)
1,973 1980 (88 ret.)

Opponent
1,817 2002 (85 ret.)
1,743 2000 (71 ret.)

Game
104 vs. L.A. Rams, 10/23/94
(7 ret.)

142 vs. Minnesota, 12/15/02
(6 ret.)
133 at San Francisco, 9/21/86
(5 ret.)

Opponent
121 at San Diego, 9/10/00
(6 ret.)
106 at Atlanta, 12/11/94
(8 ret.)

HIGHEST AVERAGE
Season

14.8 2002 (79 ret.)
14.3 1996 (78 ret.)
14.2 1967 (72 ret.)
Opponent
13.5 1975 (42 ret.)

LOWEST AVERAGE
Season

17.6 1991 (50 ret.)
18.9 1976 (62 ret.)
Opponent
16.2 1990 (36 ret.)

MOST RETURNS FOR
TOUCHDOWNS
Season

1967, 1994, 2002
Opponent
1971, 1991, 2000, 2003

Game
1 vs. L.A. Rams, 10/23/94
Opponent
11 times (last: vs.
Washington, 11/20/03)

Combined Kickoff/ Punt Returns

MOST YARDS RETURNED
Season

3,581 2002
(625 punt, 2,581 kickoff)
2,315 2001
(288 punt, 2,027 kickoff)
2,149 1980
(176 punt, 1,973 kickoff)
Opponent
2,337 2000
(494 punt, 1,743 kickoff)

Game
147 vs. L.A. Rams, 10/23/94
(43 punt, 304 kickoff)

Opponent
141 vs. L.A. Rams, 10/23/94
(144 punt, 197 kickoff)

MOST RETURNED FOR
TOUCHDOWNS
Season

1993 (2 punt, 1 kickoff),

TEAM RECORDS

2 2002 (1 punt, 2 kickoff)
1967 (0 punt, 2 kickoff)
1989 (1 punt, 1 kickoff)
1994 (0 punt, 2 kickoff)

Opponent
4 2000 (2 punt, 2 kickoff)

Game
2 vs. L.A. Rams, 10/23/94
(2 kickoff)
at Washington, 10/13/02
(1 punt, 1 kickoff)

Opponent
1 32 times (last at Wash.,
11/30/03, kickoff)

Penalties

MOST
Season

124 2000 (1,024 yds.)
121 1998 (928 yds.)
Opponent
132 1998 (1,164 yds.)

Game
17 at St. Louis, 11/26/00
(116 yds.)

16 at Atlanta, 11/17/02
(133 yds.)

14 vs. Minnesota, 9/3/78
(132 yds.)
vs. St. Louis, 9/4/83
(101 yds.)
vs. Philadelphia, 10/6/85
(107 yds.)
at N.Y. Giants, 9/30/01
(92 yds.)

Opponent
14 at L.A. Rams, 12/5/71
(119 yds.)
vs. Atlanta, 9/2/84
(143 yds.)
vs. San Francisco,
10/11/98 (115 yds.)
vs. San Francisco,
11/5/00 (97 yds.)
at St. Louis, 11/26/00
(132 yds.)
at Philadelphia, 11/23/03
(171 yds.)

FEWEST
Season

58 1973 (516 yds.)
60 1992 (567 yds.)
Opponent
52 1982* (459 yds.)
69 1973 (751 yds.)

Game
0 vs. Seattle, 11/10/85

Opponent
0 at Washington, 9/21/75
at San Francisco,
12/11/88
at San Francisco,
12/23/90
vs. San Francisco, 1/6/02

MOST PENALTY YARDS
Season

1,044 1978 (104 pen.)
1,029 1970 (91 pen.)
Opponent
1,164 1998 (132 pen.)

Game
149 at Chicago, 10/8/00
(10 pen.)

142 at N.Y. Giants, 10/6/68
(12 pen.)

Opponent
171 at Philadelphia, 11/23/03
(14 pen.)
143 vs. Atlanta, 9/2/84
(14 pen.)

FEWEST PENALTY YARDS
Season

514 1982* (63 pen.)
516 1973 (58 pen.)
Opponent
459 1982* (52 pen.)
590 1993 (86 pen.)

Safeties

MOST
Season

3 1989
2 1987, 1988, 1998
Opponent
3 1983
2 1969, 1973, 1976

Game
2 vs. Cleveland, 9/13/87

1 17 times (last: at
Tennessee, 9/21/03)

Opponent
1 21 times (last: vs. Tampa
Bay, 12/1/02)

3rd Down Conversions

MOST
Season

106 2003 (229 att.)
104 1988 (227 att.)
99 1987 (221 att.)
Opponent
105 1979 (239 att.)

FEWEST
Season

48 1982* (128 att.)
54 1997 (207 att.)
Opponent
36 1982* (103 att.)
49 1991 (188 att.)

TWO-TEAM RECORDS

CONSECUTIVE RECORDS

Scoring

MOST POINTS

93 New Orleans 51 at St. Louis 42, 11/2/69

FEWEST POINTS

6 L.A. Rams 0 at New Orleans 6, 11/9/86

MOST TOUCHDOWNS

13 New Orleans 7 at St. Louis 6, 11/2/69

FEWEST TOUCHDOWNS (Final Score)

0 Rams 0 at New Orleans 6, 11/9/86
Pittsburgh 9 at New Orleans 6, 12/1/90
New Orleans 9 vs. Tampa Bay 3, 10/25/98

First Downs

MOST FIRST DOWNS

58 Atlanta 35 at New Orleans 23, 9/2/79

FEWEST FIRST DOWNS

20 Minnesota 8 at New Orleans 12, 9/12/70

NetYards

MOST YARDS GAINED

1064 Atlanta 552 at New Orleans 512, 9/2/79

FEWEST YARDS GAINED

345 New Orleans 179 vs. Atlanta 166, 10/12/97

Rushing

MOST RUSHES

86 New Orleans 39 at Atlanta 47, 12/16/73

MOST YARDS

490 L.A. Rams 340 at New Orleans 150, 11/25/73

FEWEST YARDS

72 New Orleans 11 at Baltimore 61, 12/19/99

MOST TOUCHDOWNS

7 New Orleans 4, at Seattle 3, 11/21/76

Passing

MOST YARDS

719 New Orleans 374 at St. Louis 345, 11/2/69

FEWEST YARDS

77 San Francisco 44 at New Orleans 33, 11/13/77

MOST PASSES ATTEMPTED

95 New Orleans 42 at Tampa Bay 53, 9/8/02
94 New Orleans 55 at San Francisco 39, 9/25/94

MOST PASSES COMPLETED

57 New Orleans 24 at Minnesota 33, 11/6/94
Atlanta 29 at New Orleans 28, 11/13/94
Atlanta 27 at New Orleans 30, 9/17/95

MOST TOUCHDOWNS

12 New Orleans 6 at St. Louis 6, 11/2/69

MOST PASSES INTERCEPTED

9 Green Bay 7 at New Orleans 2, 9/14/86

Punts

MOST

21 New Orleans 9 at Chicago 12, 10/5/97

FEWEST

1 New Orleans 0 at San Francisco 1, 10/20/02
2 New Orleans 1 at Washington 1, 11/18/99

Penalties

MOST

31 New Orleans 17 at St. Louis 14, 11/26/00

FEWEST

2 New Orleans 2 at San Francisco 0, 12/11/00
Atlanta 1 at New Orleans 1, 12/3/92

MOST YARDS PENALIZED

272 New Orleans 101 at Philadelphia 171, 11/23/03
248 New Orleans 116 at St. Louis 132, 11/26/00

FEWEST YARDS PENALIZED

11 New Orleans 11 at San Francisco 0, 12/11/88

Fumbles

MOST

10 Cleveland 7 at New Orleans 3, 12/12/71
New Orleans 5 at Carolina 5, 10/14/01
New Orleans 5 at St. Louis 5, 10/28/01

MOST LOST

8 Cleveland 5 at New Orleans 3, 12/12/71

Turnovers

MOST

11 Dallas 7 at New Orleans 4, 11/3/68
Chicago 5 at New Orleans 6, 9/18/83

Quarterback Sacks

MOST

15 Atlanta 10 at New Orleans 5, 10/12/97

Individual

Games Played

47 Jim Dombrowski (10/25/87 through 11/3/96)
44 Wayne Martin (9/1/91 through 1/2/99)
43 Eric Martin (9/8/85 through 1/2/93)
42 Morten Andersen (10/25/87 through 12/24/94)
40 Joe Federspiel (9/16/73 through 12/21/80)

Games Started:

44 Wayne Martin (9/1/91 through 1/2/99)
Rickey Jackson (9/6/81 through 9/20/87)
40 Jim Dombrowski (10/25/87 through 12/26/92)

Games, Scoring Points:

44 Morten Andersen (12/11/83 through 12/24/94)

Games, Scoring Touchdown:

Dalton Hilliard (12/18/88 through 10/8/89)
Dalton Hilliard (10/18 through 11/29/92)

Games, Scoring Field Goal:

21 John Carney (10/6/02 through 11/16/03)
40 Morten Andersen (10/25/87 through 11/6/88)
40 Morten Andersen (11/24/85 through 12/7/86)
37 Morten Andersen (11/18/90 through 11/10/91)
36 Morten Andersen (9/20/92 through 9/12/93)

Field Goals Made:

35 Morten Andersen (11/1/92 through 9/12/93)
30 Morten Andersen (11/24/85 through 10/5/86)

Games, Rushing Touchdown:

Dalton Hilliard (1/22 through 11/19/89)
Ricky Williams (9/24 through 10/29/00)

Games, Receiving Touchdown:

Lonzell Hill (9/18 through 10/9/88)
Dalton Hilliard (10/18 through 11/15/92)
Quinn Early (10/17 through 11/14/93)
Quinn Early (11/12 through 12/3/95)
Joe Horn (12/2 through 12/23/01)
Donté Stallworth (9/8 through 9/29/02)
Jerome Pathon (9/15 through 10/13/02)
Joe Horn (10/5 through 10/26/03)

Games, Rushing for 100 or More Yards:

Deuce McAllister (9/28 through 11/30/03)
Ricky Williams (9/17 through 10/22/00)
Deuce McAllister (10/6 through 10/27/02)
George Rogers (10/11 through 10/25/81)
Wayne Wilson (9/25 through 10/9/93)
Dalton Hilliard (11/12 through 11/26/89)

Games, Passing Touchdown:

43 Archie Manning (11/26/78 through

10/28/79)

Games, None Intercepted:

6 Aaron Brooks, 2003 (11/23-12/28, current)
4 Aaron Brooks, 2002 (12/1-12/22)
3 Billy Kilmer, 1969
Archie Manning 1971, 1973, 1978, 1979
Bobby Hebert, 1987, 1992
Wade Wilson, 1993

Passes Completed:

15 Archie Manning (10/21 through 10/28/79)

Games, Pass Reception:

105 Eric Martin (11/1/87 through 1/2/94)
79 Danny Abramowicz (9/17/67 through 12/16/73)

Points After Touchdown

119 Morten Andersen (10/22/89 through 12/3/92)
88 Doug Brien (11/5/95 through 9/12/99)

Team

Wins, Regular Season:

9 11/1 through 12/27/87
12/23/90 through 10/20/91
7 9/11 through 10/23/88
6 10/8 through 11/12/00

Wins, Preseason:

5 1967

Losses, Regular Season:

14 9/7 through 12/7/80

Wins Against One Team:

7 vs. L.A. Rams; 12/9/90 through 10/3/93

Losses Against One Team:

10 vs. Atlanta; 9/17/95 through 12/5/99

Wins at Home:

5 12/31/90 through 10/20/91
5 10/11 through 12/3/92

Wins on the Road:

10 10/18/87 through 10/6/88

Losses at Home:

10 12/3/79 through 12/21/80

Losses on the Road:

14 11/5/72 through 10/13/74
14 10/18/98 through 1/2/00

Games Scoring:

216 12/11/83 through 10/12/97
(5th in NFL history)

Games with a Sack:

60 12/24/94 through 11/22/98
(tied-3rd in NFL history)

100YardRushingGames (102)

Yds	Att	Player	Opponent	Date
206	24	George Rogers	vs. St. Louis	9/4/83
203	28	Rueben Mayes	vs. Miami	12/7/86
184	19	Deuce McAllister	at Philadelphia	11/23/03
179	40	Ricky Williams	vs. Cleveland	10/31/99
174	20	Ray Zellers	vs. Chicago	10/13/96
173	28	Deuce McAllister	vs. Atlanta	11/16/03
172	24	Rueben Mayes	vs. Tampa Bay	10/19/86
166	33	George Rogers	vs. Dallas	12/19/82
165	30	Deuce McAllister	at Washington	11/30/03
162	29	George Rogers	vs. L.A. Rams	9/13/81
162	29	Mario Bates	vs. Detroit	9/21/97
161	22	Chuck Muncie	vs. Atlanta	9/2/79
161	24	George Rogers	at L.A. Rams	11/8/81
160	34	Wayne Wilson	vs. Miami	10/2/83
160	35	Earl Campbell	at Minnesota	11/24/85
158	29	Dalton Hilliard	at Atlanta	11/19/89
157	33	Rueben Mayes	vs. New England	11/30/86
157	24	Lamar Smith	at Indianapolis	9/27/98
156	29	Ricky Williams	at Atlanta	10/22/00
155	20	Craig Heyward	vs. Tampa Bay	11/19/90
148	22	Alvin Maxson	vs. St. Louis	12/8/74
147	24	Rueben Mayes	vs. Cleveland	9/13/87
147	31	Ricky Williams	at Carolina	10/14/01
146*	14	Tony Galbreath	at Kansas City	9/26/76
144	29	Rueben Mayes	vs. San Francisco	10/25/87
144	38	Ricky Williams	vs. Carolina	10/15/00
142	27	Andy Livingston	vs. Washington	9/21/69
142	28	George Rogers	at Houston	11/22/81
141	22	Mario Bates	vs. Atlanta	11/13/94
139	35	Dwight Beverly	at St. Louis	10/11/87
139	21	Deuce McAllister	vs. San Fran.	10/20/02
138	33	Wayne Wilson	at Chicago	9/19/82
138	28	Fred McAfee	vs. Atlanta	11/24/91
137	20	George Rogers	vs. Atlanta	11/6/83
136	30	Ricky Williams	vs. Minnesota	10/7/01
134	17	George Rogers	vs. Philadelphia	10/11/81
131	25	Rueben Mayes	at St. Louis	11/16/86
129	32	Mario Bates	at N.Y. Giants	12/15/96
128	28	Rueben Mayes	vs. San Francisco	11/8/86
128	21	Chuck Muncie	vs. Oakland	12/3/79
128	30	Ricky Williams	at Chicago	10/8/00
127	32	Deuce McAllister	at Baltimore	12/8/02
127	16	Dan McCall	vs. Washington	9/22/68
127	25	Dalton Hilliard	vs. Atlanta	12/18/88
126*	25	Chuck Muncie	at Kansas City	9/26/76
125	25	Derek Brown	vs. Detroit	9/19/93
124	23	Deuce McAllister	at Carolina	10/5/03
124	32	George Rogers	vs. L.A. Rams	12/18/83
123	21	Deuce McAllister	vs. Green Bay	9/15/02
123	23	Deuce McAllister	vs. Pittsburgh	10/6/02
123	33	George Rogers	vs. Kansas City	11/21/82
123	15	Mario Bates	at New England	12/3/95
122	18	George Rogers	at Cleveland	10/18/81
122*	19	Craig Heyward	at Cincinnati	11/4/90
121	29	Deuce McAllister	at Washington	10/13/02
121	24	Ricky Williams	at San Francisco	11/11/01
120	23	George Rogers	vs. Tampa Bay	11/29/81
120	28	Ricky Williams	vs. Indianapolis	11/18/01
117	28	Deuce McAllister	vs. Carolina	12/29/02
117	18	Chuck Muncie	vs. San Francisco	11/11/79
116	21	Deuce McAllister	at Atlanta	10/19/03
116	29	Deuce McAllister	vs. Chicago	10/12/03
115	17	Deuce McAllister	vs. Atlanta	10/27/02

115	25	George Rogers	at San Francisco	9/27/81
115	25	Rueben Mayes	vs. Denver	11/20/81
115*	30	Rueben Mayes	at Cincinnati	11/4/81
114	21	George Rogers	at Buffalo	10/20/81
114	15	Jimmy Rogers	at Washington	10/26/81
113	26	Bob Gresham	at Green Bay	11/29/81
113	31	George Rogers	vs. Cincinnati	10/25/81
113	11	Hokie Gajan	vs. N.Y. Jets	11/21/81
112	19	Rueben Mayes	at Atlanta	11/1/81
112	24	Dalton Hilliard	vs. L.A. Rams	11/26/81
111	24	Ricky Williams	at N.Y. Giants	10/24/81
110	26	Deuce McAllister	at Tampa Bay	11/20/02
110	14	Tony Baker	at St. Louis	11/2/81
109	31	Deuce McAllister	at Tampa Bay	9/8/02
109	15	Chuck Muncie	vs. L.A. Rams	11/26/81
109	27	Mike Strachan	vs. Atlanta	11/2/81
109	11	Craig Heyward	vs. L.A. Raiders	10/23/81
108	22	Rueben Mayes	at Indianapolis	10/12/81
108	24	Wayne Wilson	at San Francisco	9/24/81
108	31	Wayne Wilson	at Dallas	9/25/81
108+	11	Aaron Brooks	at San Francisco	12/10/02
107	20	Chuck Muncie	vs. N.Y. Jets	12/4/81
107	30	George Rogers	vs. San Francisco	12/20/81
107	23	Ricky Williams	at Seattle	9/17/81
106	28	Dalton Hilliard	at New England	11/11/81
106	20	Gil Fenerty	vs. Minnesota	9/22/81
106	21	Derek Brown	vs. Green Bay	11/14/81
106	26	Mario Bates	at San Francisco	10/24/81
106	22	Mario Bates	vs. St. Louis	11/5/81
105	24	Mike Strachan	vs. Green Bay	10/12/81
104	10	Gil Fenerty	at L.A. Rams	12/9/81
103	18	Wayne Wilson	at Atlanta	10/10/81
103	20	Ricky Williams	vs. Philadelphia	9/24/81
102	13	Chuck Muncie	at St. Louis	10/21/81
102	20	George Rogers	vs. Atlanta	9/2/81
102	27	Ricky Williams	vs. Carolina	12/2/81
101	26	Deuce McAllister	vs. Carolina	10/26/02
101	17	Deuce McAllister	vs. Indianapolis	9/28/02
100	20	Tony Galbreath	vs. L.A. Rams	10/30/81

* - part of a dual 100-yard game
+ - only QB in team history to rush for 100 yards or more

MOST BY PLAYER: Deuce McAllister (17), George Rogers (16), Ricky Williams (12), Rueben Mayes (11), Chuck Muncie (7), Mario Bates (6), Wayne Wilson (5), Dalton Hilliard (4), Craig Heyward (3), Derek Brown (2), Gil Fenerty (2), Tony Galbreath (2), Mike Strachan (2), Tony Baker (1), Dwight Beverly (1), Aaron Brooks (1), Earl Campbell (1), Hokie Gajan (1), Bob Gresham (1), Andy Livingston (1), Alvin Maxson (1), Fred McAfee (1), Dan McCall (1), Jimmy Rogers (1), Lamar Smith (1), Ray Zellers (1).

250YardPassingGames (118)

Yds	Player	A	C	Opponent	Date
441	Aaron Brooks	48	30	vs. Denver	12/30/02
377	Archie Manning	38	24	at San Francisco	12/7/81
376	Jim Everett	46	31	vs. Washington	9/11/81
370	Jim Everett	43	29	vs. Atlanta	9/17/81
364	Jim Everett	45	29	vs. Green Bay	12/16/81
355	Archie Manning	28	20	at San Francisco	9/23/81
355	Bobby Hebert	26	19	at Phoenix	10/18/81
354	Billy Joe Tolliver	45	28	vs. Tennessee	10/17/81
347	Aaron Brooks	37	22	at San Francisco	11/10/02
345	Billy Kilmer	32	22	at St. Louis	11/2/81
352	Aaron Brooks	30	23	at Atlanta	10/19/02

44	Archie Manning	32	22	at Pittsburgh	11/5/78
43	Jim Everett	27	23	at Denver	12/24/94
41	Wade Wilson	34	22	at Atlanta	9/12/93
38	Jim Everett	37	25	at Minnesota	11/19/95
37	Ken Stabler	43	29	vs. Tampa Bay	12/5/82
40	Aaron Brooks	40	26	vs. Carolina	12/2/01
37	Kerry Collins	44	22	at San Francisco	11/22/98
36	Jim Everett	37	26	vs. Kansas City	9/4/94
32	Dave Wilson	32	20	vs. Cincinnati	12/9/84
48	Billy Joe Tolliver	48	24	at Carolina	11/1/98
32	Archie Manning	32	23	vs. Atlanta	10/19/80
39	Bobby Hebert	39	28	vs. L.A. Raiders	12/16/91
40	Aaron Brooks	40	23	vs. Cleveland	11/24/02
42	Steve Walsh	42	25	at San Francisco	12/1/91
42	Archie Manning	40	25	vs. San Francisco	9/7/80
36	Archie Manning	36	25	at Detroit	10/12/80
49	Bobby Hebert	49	31	vs. San Francisco	10/8/89
39	Aaron Brooks	39	16	at New England	11/25/01
40	Archie Manning	40	25	vs. Philadelphia	11/9/80
53	Archie Manning	53	33	at Green Bay	9/10/78
27	John Fourcade	27	15	at Buffalo	12/10/89
39	Archie Manning	39	24	vs. New England	12/21/80
35	Bobby Hebert	35	22	at San Francisco	11/15/92
45	Dave Wilson	45	19	at Atlanta	10/20/85
38	Aaron Brooks	38	22	at Jacksonville	12/21/03
35	Aaron Brooks	35	26	vs. NY Giants	12/24/03
39	Jim Everett	39	21	at Cincinnati	9/15/96
42	Billy Joe Tolliver	42	23	vs. Buffalo	12/27/98
35	Archie Manning	35	20	vs. Philadelphia	10/29/72
27	Richard Todd	27	21	at Cleveland	10/28/84
26	Jim Everett	26	17	at New England	12/3/95
36	Billy Kilmer	36	17	vs. Pittsburgh	12/15/68
39	Steve Walsh	39	22	at Houston	10/21/90
45	Archie Manning	45	28	at Green Bay	9/9/79
28	John Fourcade	28	21	vs. Indianapolis	12/24/89
55	Jim Everett	55	31	at San Francisco	9/25/94
39	Bobby Hebert	39	27	vs. Chicago	10/27/91
54	Aaron Brooks	54	28	at N.Y. Giants	9/30/01
26	Jeff Blake	26	20	vs. San Francisco	11/5/00
39	Aaron Brooks	39	24	at Philadelphia	11/23/03
27	Archie Manning	27	17	at San Francisco	10/22/72
47	Jim Everett	47	31	at Atlanta	12/10/95
35	Bobby Scott	35	16	at St. Louis	10/23/77
34	Archie Manning	34	24	vs. Buffalo	9/21/80
35	Aaron Brooks	35	24	vs. Atlanta	12/17/00
29	Archie Manning	29	14	vs. Atlanta	9/27/79
32	Bobby Hebert	32	23	at Detroit	9/18/88
32	Bobby Hebert	32	23	at Green Bay	9/17/89
28	Bobby Hebert	28	18	vs. N.Y. Jets	10/15/89
30	Dave Wilson	30	18	at Denver	9/15/85
39	Ken Stabler	39	25	vs. Chicago	9/18/83
32	Bobby Hebert	32	19	at Washington	11/6/88
30	Aaron Brooks	30	20	at Atlanta	12/9/01
20	Aaron Brooks	20	31	at Atlanta	11/17/02
47	Danny Wuerffel	47	25	vs. New England	10/4/98
27	Jake Delhomme	27	16	vs. Dallas	12/24/99
45	Wade Wilson	45	27	vs. Atlanta	10/24/93
37	Billy Kilmer	37	22	vs. Dallas	9/28/69
31	Archie Manning	31	18	at N.Y. Giants	10/8/72
34	Dave Wilson	34	19	vs. Miami	12/7/86
22	Bobby Hebert	22	15	at L.A. Rams	10/22/89
36	Archie Manning	36	28	vs. Atlanta	11/13/94
47	Aaron Brooks	47	29	at Seattle	9/7/03
38	Steve Walsh	38	23	at Washington	11/18/90
37	Bobby Hebert	37	17	vs. Dallas	10/3/88
31	Jim Everett	31	18	at Atlanta	12/11/94
33	Dave Wilson	33	20	vs. New England	11/30/86
30	Bobby Hebert	30	18	vs. Atlanta	10/29/89

271	Ken Stabler	35	24	vs. Atlanta	1/2/83
269	Steve Walsh	33	17	at L.A. Rams	11/3/91
269	Aaron Brooks	42	27	at Detroit	9/29/02
269	Aaron Brooks	40	23	vs. St. Louis	12/17/01
268	Archie Manning	27	20	at Seattle	11/18/79
267	Bobby Hebert	40	25	vs. San Francisco	9/27/92
267	Wade Wilson	43	25	L.A. Rams	12/12/93
266	Jim Everett	38	23	vs. San Francisco	9/3/95
265	Kerry Collins	43	25	at Arizona	12/20/98
264	Archie Manning	31	14	at Atlanta	11/25/79
264	Richard Todd	29	14	vs. St. Louis	9/23/84
264	Bobby Hebert	25	13	vs. Chicago	9/13/92
263	Archie Manning	48	24	at L.A. Rams	11/2/80
262	Billy Kilmer	24	14	at Washington	12/17/67
262	Jim Everett	44	28	at L.A. Raiders	11/20/94
261	Billy Kilmer	22	15	vs. San Francisco	12/13/70
261	Billy Joe Tolliver	29	14	at Atlanta	10/18/98
260	Aaron Brooks	42	24	at Tampa Bay	9/8/02
260	Jim Everett	40	20	vs. San Francisco	11/3/96
259	Bobby Hebert	25	16	vs. Washington	10/1/89
259	Billy Joe Hobert	42	18	vs. St. Louis	12/7/97
259	Jeff Blake	46	33	at San Diego	9/10/00
259	Aaron Brooks	20	37	at Carolina	11/10/02
257	Archie Manning	33	18	at Baltimore	9/30/73
256	Jim Everett	36	24	at Minnesota	11/6/94
256	Jim Everett	32	19	at N.Y. Giants	9/24/95
255	Bobby Hebert	24	16	vs. Tampa Bay	12/6/87
255	Jim Everett	32	22</		

BIGGAMES

148	8	Sean Dawkins	at San Francisco	11/22/98
148	8	Joe Horn	vs. Indianapolis	11/18/01
146	10	Eric Martin	at Washington	11/6/88
145	7	Al Dodd	at St. Louis	11/2/69
144	7	Danny Abramowicz	at Washington	12/17/67
144	8	Henry Childs	at San Francisco	12/7/80
140	7	Danny Abramowicz	vs. San Francisco	12/13/70
140	8	Wes Chandler	vs. Atlanta	10/19/80
139*	9	Wes Chandler	vs. Philadelphia	11/9/80
138	4	Eddie Kennison	vs. Atlanta	10/10/99
138	7	Joe Horn	at Atlanta	12/9/01
135	5	Eugene Goodlow	vs. San Francisco	12/15/85
134	3	Joe Horn	at Atlanta	11/17/02
133	9	Joe Horn	vs. N.Y. Giants	12/14/03
133	8	Joe Horn	at Atlanta	10/19/03
132	6	Eric Martin	vs. L.A. Rams	10/30/88
132	10	Floyd Turner	at San Francisco	12/1/91
131	6	Hoby Brenner	vs. St. Louis	9/23/84
131	5	Eric Martin	vs. N.Y. Jets	10/15/89
131	10	Eric Martin	at Washington	11/18/90
130	6	Eric Martin	vs. Houston	12/13/87
129	8	Danny Abramowicz	vs. Pittsburgh	12/21/69
127	12	John Beasley	at San Diego	11/18/73
127	4	Wes Chandler	at San Francisco	9/23/79
127	4	Quinn Early	vs. L.A. Raiders	12/16/91
124	5	Randal Hill	vs. Arizona	12/14/97
122	14	Tony Galbreath	at Green Bay	9/10/78
122	4	Andre Hastings	vs. Dallas	12/6/98
122*	8	Robert Wilson	vs. Denver	12/3/00
121	6	Henry Childs	at Seattle	11/18/79
121	5	Michael Haynes	vs. San Francisco	11/3/96
121	5	Randal Hill	at Chicago	10/5/97
121	8	Joe Horn	at St. Louis	10/28/01
120	4	Dave Parks	at N.Y. Giants	10/8/72
120	9	Eric Martin	vs. Philadelphia	12/18/89
120	5	Eric Martin	vs. Cincinnati	1/2/94
120	6	Andre Hastings	vs. St. Louis	12/7/97
120	6	Joe Horn	vs. Green Bay	9/15/02
119*	4	Ike Harris	vs. Philadelphia	11/9/80
119	6	Mike Jones	vs. Miami	12/7/86
118	9	Joe Horn	vs. Tampa Bay	12/7/03
117	7	Wes Chandler	vs. Atlanta	11/12/78
117*	3	Henry Childs	at Atlanta	11/25/79
117	8	Wes Chandler	at Atlanta	9/6/81
117	8	Quinn Early	vs. Green Bay	12/16/95
116	5	Eric Martin	at L.A. Rams	10/22/89
116	12	Joe Horn	at San Diego	9/10/00
116	7	Joe Horn	vs. Atlanta	12/17/00
115	4	Paul Seal	vs. Philadelphia	10/27/74
115	9	Danny Abramowicz	vs. Baltimore	10/19/69
115	5	Floyd Turner	vs. Atlanta	11/24/91
114	3	Donté Stallworth	vs. Dallas	12/28/03
114	7	Dave Parks	at St. Louis	10/11/70
114	3	Michael Lewis	vs. Cleveland	11/24/02
113	5	Danny Abramowicz	vs. San Francisco	11/23/69
113*	4	Brett Bech	vs. Buffalo	12/27/98
113	9	Andre Hastings	at St. Louis	11/28/99
112	7	Henry Childs	at Green Bay	9/9/79
112*	10	Cameron Cleeland	vs. Buffalo	12/27/98
111	10	Joe Horn	vs. Houston	9/14/03
111	6	Hoby Brenner	at Atlanta	10/20/85
111	8	Eric Martin	vs. Denver	11/20/88
111	7	Eric Martin	vs. Houston	9/5/93
111	6	Donté Stallworth	at Cincinnati	12/22/02
110	9	Boo Williams	at Philadelphia	11/23/03
110	5	Danny Abramowicz	vs. San Francisco	9/26/71
110	5	Dave Parks	at San Francisco	10/22/72
110	5	Sean Dawkins	vs. Carolina	9/13/98

109	2	Walt Roberts	at Philadelphia	11/19/80
109	8	Joe Horn	vs. San Francisco	10/20/01
108	8	Joe Horn	at Tampa Bay	9/8/01
107	5	Eric Martin	vs. L.A. Rams	11/26/89
106	7	Tony Galbreath	vs. Oakland	12/3/77
106	6	Wes Chandler	at Detroit	10/1/83
106	5	Joe Horn	vs. Tampa Bay	12/10/01
105	6	Hoby Brenner	vs. Chicago	9/18/89
105	9	Danny Abramowicz	at Atlanta	12/7/80
105	5	Joe Horn	at San Francisco	12/10/01
105	8	Willie Jackson	at N.Y. Giants	9/30/89
104	6	Keith Poole	at Carolina	1/2/94
103	6	Dave Parks	vs. Pittsburgh	12/15/80
103	6	Wes Chandler	vs. San Francisco	12/3/77
103*	6	Wes Chandler	at Atlanta	11/25/79
103	6	Larry Hardy	vs. San Francisco	9/7/80
103	6	Lindsay Scott	vs. St. Louis	9/12/80
103	6	Eric Martin	vs. L.A. Rams	10/11/89
103	5	Michael Haynes	at Atlanta	12/10/89
102	6	Sean Dawkins	at Carolina	11/11/89
101	8	Donté Stallworth	at Seattle	9/7/03
101	8	Danny Abramowicz	at N.Y. Giants	10/8/89
101	4	Tyrone Young	at Cleveland	10/20/80
101	3	Hoby Brenner	vs. Cincinnati	12/9/89
101	7	Eric Martin	at St. Louis	10/10/89
101	8	Quinn Early	vs. Kansas City	9/4/80
101	2	Eric Martin	vs. Tampa Bay	12/4/89
101	6	Joe Horn	at Carolina	11/10/01
100	3	Henry Childs	at Atlanta	11/26/79
100	4	Eric Martin	at Buffalo	12/10/80

* - part of a dual 100-yard game

MOST BY PLAYER: Joe Horn (19), Eric Martin (18), Danny Abramowicz (10), Wes Chandler (9), Henry Childs (5), Hoby Brenner (4), Quinn Early (4), Dave Parks (4), **Donté Stallworth** (3), Sean Dawkins (3), Andre Hastings (3), Michael Haynes (3), Willie Jackson (3), Floyd Turner (3), Tony Galbreath (2), Randal Hill (2), Keith Poole (2), John Beasley (1), Brett Bech (1), Larry Burton (1), Cameron Cleeland (1), Al Dodd (1), Eugene Goodlow (1), Larry Hardy (1), Ike Harris (1), Mike Jones (1), Eddie Kennison (1), **Michael Lewis** (1), Walt Roberts (1), Lindsay Scott (1), Paul Seal (1), Torrance Small (1), **Boo Williams** (1), Robert Wilson (1), Tyrone Young (1).


2.5 Sack Games Games (37)

Sacks	Player	Opponent	Date
3.5	Jim Wilks	at Philadelphia	12/11/89
3	Bruce Clark	vs. Tampa Bay	9/9/89
2.5	Jim Wilks	at Atlanta	11/10/89
3	Bruce Clark	at L.A. Raiders	10/13/89
4	Rickey Jackson	at Atlanta	12/14/89
2.5	Jim Wilks	vs. N.Y. Giants	11/22/89
3	Rickey Jackson	at Cincinnati	12/20/89
4	Rickey Jackson	at Detroit	9/18/89
3	Pat Swilling	vs. N.Y. Giants	11/27/89
3	Pat Swilling	at L.A. Rams	10/22/89
3	Pat Swilling	vs. Atlanta	10/24/89
3.5	Pat Swilling	at Atlanta	11/19/89
3	Frank Warren	vs. Philadelphia	12/19/89
4	Pat Swilling	vs. Tampa Bay	11/10/89
3	Rickey Jackson	at Atlanta	9/24/89
2.5	Pat Swilling	at Philadelphia	10/12/89
2.5	Frank Warren	vs. Tampa Bay	10/20/89
3	Pat Swilling	at L.A. Rams	11/30/89

BIGGAMES

3	Joe Johnson	at Buffalo	9/9/01
3	Charlie Clemons	at N.Y. Giants	9/30/01
3	Darrin Smith	vs. Pittsburgh	10/6/02
3	Darren Howard	at Washington	10/13/02
3	Willie Whitehead	at Tampa Bay	11/2/03

MOST BY PLAYER: Pat Swilling (7), Rickey Jackson (6), La'Roi Glover (5), Wayne Martin (3), Jim Wilks (3), Bruce Clark (2), Joe Johnson (2), Renaldo Turnbull (2), Frank Warren (2), Darion Conner (1), Charlie Clemons (1), **Darren Howard** (1), **Darrin Smith** (1), **Willie Whitehead** (1, pictured).



ORGANIZATION PLAYERS REVIEW RECORDS HISTORY SPECIFICS

Regular Season

400-499 yards total offense
Saints - **440, vs. New York Giants, 12/14/03 (132 rushing, 308 passing)**
Opponent - **448, at Philadelphia, 11/23/03 (201 rushing, 247 passing)**

500+ yards total offense
Saints - **507, at Atlanta, 10/19/03 (165 rushing, 342 passing)**
Opponent - 513, at Arizona, 12/20/98 (119 rushing, 394 passing)

300-399 yards passing
Saints - **352, Aaron Brooks, at Atlanta, 10/19/03 (23-30-3)**
Opponent - 333, Brad Johnson, at Tampa Bay, 11/2/03 (27-46-2)

400+ yards passing
Saints - **441, Aaron Brooks, vs. Denver, 12/3/00 (30-48)**
Opponent - **420, Warren Moon, at Minnesota, 11/6/94 (33-57)**

6 TD passes
Saints - Billy Kilmer, at St. Louis Cardinals, 11/2/69
Opponent - **Peyton Manning, vs. Indianapolis, 9/28/03**

5 TD passes
Saints - **Aaron Brooks, vs. New York Giants, 12/14/03**
Saints - Steve Beuerlein, at Carolina, 1/2/00

4 TD passes
Saints - Jim Everett, vs. Miami, 10/15/95
Opponent - Jeff Garcia, vs. San Francisco, 1/6/02

100-199 yards rushing
Saints - **165, Deuce McAllister, at Washington, 11/30/03 (30 att.)**
Opponent - **194, Fred Taylor, at Jacksonville, 12/21/03 (34 att.)**

Two 100-yard rushers in same game
Saints - 122, Craig Heyward (19 att.) & 115, Rueben Mayes (30 att.), at Cincinnati, 11/4/90
Opponent - 126, Otis Anderson (22 att.) & 102, Wayne Morris (22 att.), vs. St. Louis, 10/5/80

200-299 yards rushing
Saints - 203, Rueben Mayes, vs. Miami, 12/7/86 (28 att.)
Opponent - 220, Marshall Faulk, vs. St. Louis, 12/24/00 (32 att.)

3 TDs rushing
Saints - **Deuce McAllister, at Baltimore, 12/8/02**
Opponent - Lawrence Phillips, at St. Louis, 8/31/97

4 TDs rushing
Saints - Has never happened
Opponent - Mike Anderson, vs. Denver, 12/3/00

100 yards receiving
Saints - **133, Joe Horn vs. New York Giants, 12/14/03 (9 rec.)**
Opponent - **124, Keyshawn Johnson at Tampa Bay, 11/16/03 (10 rec.)**

Two 100-yard receivers in same game
Saints - 170, Joe Horn (10 rec.) & 122, Robert Wilson (8 rec.), vs. Denver, 12/3/00
Opponent - 179, Isaac Bruce (7 rec.) & 107, Trung Canidate (10 rec.) at St. Louis, 10/28/01

200-299 yards receiving
Saints - 200, Torrance Small, at Denver, 12/24/94 (6 rec.)
Opponent - 220, Jimmy Smith, at Jacksonville, 11/21/99 (9 rec.)

300+ yards receiving
Saints - has never happened
Opponent - 336, Willie Anderson, vs. L.A. Rams, 11/26/89 (15 rec.) - NFL record att.)

3 TD catches
Saints - Danny Abramowicz, vs. San Francisco, 8/6/71
Opponent - **Marvin Harrison, vs. Indianapolis, 9/28/03**

4 TD catches
Saints - **Joe Horn, vs. New York Giants, 12/14/03**
Opponent - Dave Williams, at St. Louis Cardinals, 11/2/69

3 TDs (rushing, receiving, return)
Saints - Deuce McAllister, at Baltimore, 12/8/02 (all rushing)

Opponent - **Marvin Harrison, vs. Indianapolis, 9/28/03 (all receiving)**

4 TDs (rushing, receiving, return)
Saints - **Joe Horn, vs. New York Giants, 12/14/03 (all receiving)**
Opponent - Mike Anderson, vs. Denver, 12/3/00 (all rushing)

7 FG attempted (made)
Saints - Morten Andersen, vs. San Francisco, 10/25/87 (5 made)
Opponent - Bobby Howfield, at N.Y. Jets, 12/3/72 (6 made)

6 FG attempted (made)
Saints - has never happened
Opponent - Norm Johnson, vs. Atlanta, 11/13/94 (6 made)

5 FG attempted (made)
Saints - John Carney, at St. Louis, 10/28/01 (5 made)
Opponent - Jeff Wilkins, vs. St. Louis, 12/12/99 (3 made)

4 FG attempted (made)
Saints - John Carney, vs. San Francisco, 10/20/02 (3 made)
Opponent - Jason Hanson, at Detroit, 9/29/02 (4 made)

6 FG made (attempts)
Saints - has never happened
Opponent - Norm Johnson, vs.

Atlanta, 11/13/94 (6 att.)
4 FG made (attempts)
Saints - John Carney, at St. Louis, 10/28/01 (5 att.) - tied club record
Opponent - John Kasay, vs. Carolina, 9/8/96 (5 att.)

4 FG made (attempts)
Saints - John Carney, vs. Pittsburgh, 10/6/02 (4 att.)
Opponent - Jason Hanson, at Detroit, 9/29/02 (4 att.)

3 interceptions
Saints - Sammy Knight, at Buffalo, 9/9/01 (40 yds.) - tied club record
Opponent - Ronde Barber, at Tampa Bay, 12/23/01 (56 yds., 1 TD)

TD returned for TD
Saints - Michael Lewis, at Washington, 10/13/02, (83 yds.)
Opponent - Steve Smith, at Carolina, 10/14/01 (70 yds.)

Kickoff returned for TD
Saints - Michael Lewis, vs. Minnesota, 12/15/02 (97 yds.)
Opponent - **Chad Morton, at Washington, 11/30/03 (94 yds.)**

Interception returned for TD
Saints - **Ashley Ambrose, vs. Tampa Bay, 11/2/03 (73 yds.)**
Opponent - Ifeahny Ohaletete, vs. Washington, 10/13/02 (78 yds.)

Fumble returned for TD
Saints - Charles Grant, at Carolina, 11/10/02 (34 yds.)
Opponent - **Dwight Freney, vs. Indianapolis, 9/28/03 (19 yds.)**

Fumble recovered in end zone for TD
Saints - Austin Robbins, vs. St. Louis, 11/15/98
Opponent - Jerald Moore, at St. Louis, 9/6/98 (recovered

own fumble in end zone)

Punt blocked
Saints - **Steve Gleason, vs. Carolina, 10/26/03**
Opponent - **David Gibson, vs. Tampa Bay, 12/7/03**

Punt blocked and returned for TD
Saints - Frank Warren, at San Diego, 11/17/91 (37 yds.)
Opponent - Mosi Tatupu, vs. New England, 11/30/86 (17 yds.)

Punt blocked & recovered in end zone for TD
Saints - Tommy Myers, at Detroit, 9/25/77
Opponent - Roy Bennett, at San Diego, 10/9/88

Punt blocked for a safety
Saints - Robert Massey, vs. Cleveland, 10/14/90
Opponent - Has never happened

Safety scored
Saints - **James Allen forced illegal forward pass penalty on Tony Beckham in end zone, penalty enforced resulted in safety, at Tennessee, 9/21/03**
Opponent - Simeon Rice forced Aaron Brooks fumble that went out of end zone, vs. Tampa Bay, 12/1/02

FG blocked
Saints - **Fakhir Brown, at Jacksonville, 12/21/03 (21 yds.)**
Opponent - **Michael Lewis, at Philadelphia, 11/23/03 (42 yds.)**

FG blocked & returned for TD
Saints - **Fred Thomas, vs. New York Giants, 12/14/03 (64 yds.)**
Opponent - Ron Fellows, at Dallas, 9/25/83 (62 yds.)

PAT kick missed
Saints - **John Carney, at**

Jacksonville, 12/21/03
Opponent - Neil Rackers, at Cincinnati, 12/22/02

PAT kick blocked
Saints - Grady Jackson, at Cincinnati, 12/22/02
Opponent - Neil Rackers, at Cincinnati, 12/22/02

2-point attempt made
Saints - **Todd Bouman pass to James Fenderson, vs Indianapolis, 9/28/03**
Opponent - Daunte Culpepper run, vs. Minnesota, 12/15/02

2-point attempt failed
Saints - **Aaron Brooks pass, at Philadelphia, 11/23/03**
Opponent - **Todd Sauerbrun pass, at Carolina, 10/5/03**

60+ points
Saints - has never happened
Opponent - 62, vs. Atlanta, 9/16/73

50-59 points
Saints - 51, at Seattle, 11/21/76
Opponent - **55 vs. Indianapolis, 9/28/03**

40-49 points
Saints - **45, vs. N.Y. Giants, 12/14/03**
Opponent - 40, vs. Washington, 12/30/01

Shutout
Saints - 12-0, at N.Y. Jets, 12/24/95
Opponent - 0-38, vs. San Francisco, 1/6/02

*2003 events in bold

Scoring

Most Points

Saints - 18, Willie Jackson vs. St. Louis (12/30/00)
 Opponent - 12 (4x), Anthony Carter vs. Minnesota (1/3/88), Michael Haynes vs. Atlanta (12/28/91), Fred Barnett vs. Philadelphia (1/3/93), Randy Moss at Minnesota (1/6/01)

Most Touchdowns

Saints - 3, Willie Jackson vs. St. Louis (12/30/00)
 Opponent - 2 (4x), Anthony Carter vs. Minnesota (1/3/88), Michael Haynes vs. Atlanta (12/28/91), Fred Barnett vs. Philadelphia (1/3/93), Randy Moss at Minnesota (1/6/01)

Most PATs

Saints - 4, Doug Brien vs. St. Louis (12/30/00)
 Opponent - 5, Chuck Nelson vs. Minnesota (1/3/88)

Rushing

Most Yards Gained

Saints - 49, Fred McAfee vs. Atlanta (12/28/91)
 Opponent - 105, Heath Sherman vs. Philadelphia (1/3/93)

Most Attempts

Saints - 16, Terry Allen vs. St. Louis (12/30/00)
 Opponent - 25, Robert Smith vs. Minnesota (1/6/01)

Most Touchdowns

Saints - 1 (2x), Dalton Hilliard vs. Atlanta (12/28/91), Craig Heyward vs. Philadelphia (1/3/93)
 Opponent - 1 (4x), D.J. Dozier, Minnesota (1/3/88), Heath Sherman vs. Philadelphia (1/3/93), Kurt Warner vs. St. Louis (12/30/00), Robert Smith vs. Minnesota (1/6/01)

Highest Average Per Attempt (min. 4 rushes)

Saints - 7.0 (4-28 yds.), Vaughn Dunbar vs. Philadelphia (1/3/93)
 Opponent - 12.8 (4-51 yds.), Daunte Culpepper at Minnesota (1/6/01)

Longest Scoring Rush

Saints - 1 (2x), Dalton Hilliard vs. Atlanta (12/28/91), Craig Heyward vs. Philadelphia (1/3/93)
 Opponent - 8, D.J. Dozier vs. Minnesota (1/3/88)

Longest Non-Scoring Rush

Saints - 24, Vaughn Dunbar vs. Philadelphia (1/3/93)
 Opponent - 30, Daunte Culpepper at Minnesota (1/6/01)

Passing

Most Total Yards Gained

Saints - 295, Aaron Brooks at Minnesota (1/6/01)
 Opponent - 365, Kurt Warner vs. St. Louis (12/30/00)

Most Attempts

Saints - 48, Aaron Brooks at Minnesota (1/6/01)
 Opponent - 40, Kurt Warner vs. St. Louis (12/30/00)

Most Completed

Saints - 30, Aaron Brooks at Minnesota (1/6/01)
 Opponent - 24, Kurt Warner vs. St. Louis (12/30/00)

Most Touchdowns

Saints - 4, Aaron Brooks vs. St. Louis (12/30/00)
 Opponent - 3 (2x), Kurt Warner vs. St. Louis (12/30/00), Daunte Culpepper at Minnesota (1/6/01)

Highest Completion Percentage (min. 10 att.)

Saints - 62.5 (30-of-48), Aaron Brooks at Minnesota (1/6/01)
 Opponent - 60.0 (18-of-30), Chris Miller vs. Atlanta (12/28/91)

Longest Scoring Pass

Saints - 49, Aaron Brooks to Willie Jackson vs. St. Louis (12/30/00)
 Opponent - 68, Daunte Culpepper to Randy Moss at Minnesota (1/6/01)

Longest Non-Scoring Pass

Saints - 50, Aaron Brooks to Willie Jackson vs. St. Louis (12/30/00)
 Opponent - 38, Miike Tomczak to Dennis Gentry at Chicago (1/6/91)

Most Interceptions

Saints - 3, Bobby Hebert vs. Philadelphia (1/3/93)
 Opponent - 3, Kurt Warner vs. St. Louis (12/30/00)

Receiving

Most Receptions

Saints - 13, Chad Morton at Minnesota (1/6/01) - tied NFL playoff record
 Opponent - 8, Cris Carter at Minnesota (1/6/01)

Most Yards Gained

Saints - 144, Quinn Early vs. Philadelphia (1/3/93)
 Opponent - 144, Michael Haynes vs. Atlanta (12/28/91)

Most Touchdowns

Saints - 3, Willie Jackson vs. St. Louis (12/30/00) - tied NFL playoff record
 Opponent - 2 (3x), Michael Haynes vs. Atlanta (12/28/91), Fred Barnett vs. Philadelphia (1/3/93), Randy Moss at Minnesota (1/6/01)

Interceptions

Most Interceptions

Saints - 2, Sammy Knight vs. St. Louis (12/30/00)
 Opponent - 2, Eric Allen vs. Philadelphia (1/3/93)

Long Interception Return

Saints - 52, Sammy Knight vs. St. Louis (12/30/00)

Opponent - 31, Deion Sanders vs. Atlanta (12/28/91)

Most Yards on Interceptions

Saints - 56 (2 int.), Sammy Knight vs. St. Louis (12/30/00)
 Opponent - 31 (1 int.), Deion Sanders vs. Atlanta (12/28/91)

Touchdowns

Saints - none
 Opponent - 1, Eric Allen (18) vs. Philadelphia (1/3/93)

Kickoff Returns

Most Return Yards

Saints - 139, Fred McAfee at Minnesota (1/6/01)
 Opponent - 69, Tony Horne vs. St. Louis (12/30/00)

Most Returns

Saints - 7, Fred McAfee at Minnesota (1/6/01)
 Opponent - 5, Tony Horne vs. St. Louis (12/30/00)

Long Return

Saints - 39, Fred McAfee vs. Atlanta (12/28/91)
 Opponent - 39, Dennis Gentry at Chicago (1/6/91)

Touchdowns

Saints - none
 Opponent - none

Punt Returns

Most Return Yards

Saints - 33, Chad Morton at Minnesota (1/6/01)
 Opponent - 143, Anthony Carter vs. Minnesota (1/3/88)

Most Returns

Saints - 3 (3x), Patrick Newman vs. Philadelphia (1/3/93), Chad Morton vs. St. Louis (12/30/00), Morton at Minnesota (1/6/01)
 Opponent - 6, Anthony Carter vs. Minnesota (1/3/88)

Long Return

Saints - 17, Chad Morton vs. St. Louis (12/30/00)
 Opponent - 84t, Anthony Carter vs. Minnesota (1/3/88)

Touchdowns

Saints - none
 Opponent - 1, Anthony Carter (84) vs. Minnesota (1/3/88)

Punting

Most Punts

Saints - 6 (2x), Brian Hansen vs. Minnesota (1/3/88), Toby Gowin vs. St. Louis (12/30/00)
 Opponent - 5 (3x), Jeff Feagles vs. Philadelphia (1/3/93), John Baker vs. St. Louis (12/30/00), Mitch Berger at Minnesota (1/6/01)

Most Yards

Saints - 265, Brian Hansen vs. Minnesota

(1/3/88)
 Opponent - 256, Jeff Feagles vs. Philadelphia (1/3/93)

Highest Gross Average

Saints - 54.0, Tommy Barnhardt vs. Atlanta (12/28/91)
 Opponent - 51.2, Jeff Feagles vs. Philadelphia (1/3/93)

Long Punt

Saints - 56, Tommy Barnhart vs. Atlanta (12/28/91)
 Opponent - 60, Jeff Feagles vs. Philadelphia (1/3/93)

Most Punts Inside The 20

Saints - 2, Toby Gowin at Minnesota (1/6/01)
 Opponent - 2, Jeff Feagles vs. Philadelphia (1/3/93)

Field Goals

Most Made

Saints - 2 (3x), Morten Andersen at Chicago (1/6/91), Andersen vs. Atlanta (12/28/91), Andersen vs. Philadelphia (1/3/93)
 Opponent - 3 (2x), Chuck Nelson vs. Minnesota (1/3/88), Kevin Butler at Chicago (1/6/91)

Most Attempts

Saints - 4, Morten Andersen at Chicago (1/6/91)
 Opponent - 4, Kevin Butler at Chicago (1/6/91)

Longest Field Goal Made

Saints - 47, Morten Andersen at Chicago (1/6/91)
 Opponent - 44, Gary Anderson at Minnesota (1/6/01)

Defense (From Press Box Totals)

Most Combined Tackles

Saints - 12, Sam Mills at Chicago (1/6/91)
 Opponent - 13, Dwayne Rudd at Minnesota (1/6/01)

Most Solo Tackles

Saints - 12, Sam Mills at Chicago (1/6/91)
 Opponent - 10, Dwayne Rudd at Minnesota (1/6/01)

Most Sacks

Saints - 2, Renaldo Turnbull at Chicago (1/6/91), Frank Warren vs. Atlanta (12/28/91)
 Opponent - 1 (10x), Keith Millard & Chris Doleman vs. Minnesota (1/3/88), Steve McMichael & Trace Armstrong at Chicago (1/6/91), Tim Green vs. Atlanta (12/28/91), Reggie White vs. Philadelphia (1/3/93), Grant Wistrom & Leonard Little vs. St. Louis (12/30/00), John Randle & John Burrough at Minnesota (1/6/01)

Most Passes Defensed

Saints - 4, Sammy Knight vs. St. Louis (12/30/00)
 Opponent - 3 (3x), Issiac Holt vs. Minnesota (1/3/88), John Mangum at Chicago (1/6/91), Wasswa Serwanga at Minnesota (1/6/01)

Miscellaneous

Longest Scoring Drive - Plays

Saints - 19, vs. Atlanta (12/28/91)
Opponent - 16, at Chicago (1/6/91)

Longest Scoring Drive - Yards

Saints - 83, at Minnesota (1/6/01)
Opponent - 84, vs. Atlanta (12/28/91)

Longest Scoring Drive - Time Elapsed

Saints - 10:49, vs. Atlanta (12/28/91)
Opponent - 8:31, at Chicago (1/6/91)

Saints 100-Yard Rushing Games

none

Opponent 100-Yard Rushing Games

105, Heath Sherman vs. Philadelphia (1/3/93)
102, Neal Anderson at Chicago (1/6/91)

Team Playoff Records

Saints	Category	Opponents
28, vs. St. Louis (12/30/00)	Points	36, vs. Philadelphia (1/3/93)
23, vs. Atlanta (12/28/91)	FIRST DOWNS	28, vs. Minnesota (1/3/88)
4, at Minnesota (1/6/01)	Rushing	14, vs. Minnesota (1/3/88)
16 (2x), last vs. Philadelphia (1/3/93)	Passing	16, vs. St. Louis (12/30/00)
4, vs. Atlanta (12/28/91)	Penalty	1 (3x), last vs. Philadelphia (1/3/93)
8 (15 att.), vs. Atlanta (12/28/91)	3rd Down Conversions	10 (17 att.), at Minnesota (1/6/01)
2 (3 att.), at Minnesota (1/6/01)	4th Down Conversions	1 (4 att.), at Chicago (1/6/91)
360, Philadelphia (1/3/93)	TOTAL NET YARDS	429, at Minnesota (1/6/01)
67 (2x), last at Minnesota (1/6/01)	Total Offensive Plays	86, vs. Minnesota (1/3/88)
6.0, vs. Philadelphia (1/3/93)	Average Gain	6.8, at Minnesota (1/6/01)
76, vs. Philadelphia (1/3/93)	NET RUSHING YARDS	210, vs. Minnesota (1/3/88)
32, vs. St. Louis (12/30/00)	Attempts	50, vs. Minnesota (1/3/88)
4.1, at Minnesota (1/6/01)	Average Gain	4.9, vs. Philadelphia (1/3/93)
286, at Minnesota (1/6/01)	NET PASSING YARDS	350, vs. St. Louis (12/30/00)
2 (3x), last (9 yds.) at Minnesota (1/6/01)	Sacked (Yards)	6 (42 yds.), vs. Minnesota (1/3/88)
295, at Minnesota (1/6/01)	TOTAL PASSING YARDS	365, vs. St. Louis (12/30/00)
48, at Minnesota (1/6/01)	Attempts	40, vs. St. Louis (12/30/00)
30, at Minnesota (1/6/01)	Completions	24, vs. St. Louis (12/30/00)
4, vs. Minnesota (1/3/88)	Interceptions	3, vs. St. Louis (12/30/00)
8.1, vs. St. Louis (12/30/00)	Average Gain	9.7, at Minnesota (1/6/01)
6 (2x), last vs. St. Louis (12/30/00)	Punts	5 (3x), last at Minnesota (1/6/01)
54.0, vs. Atlanta (12/28/91)	Average	51.2, vs. Philadelphia (1/3/93)
101, vs. Minnesota (1/3/88)	TOTAL RETURN YARDAGE	188, vs. Minnesota (1/3/88)
31, vs. Philadelphia (1/3/93)	Punt Returns	143, vs. Minnesota (1/3/88)
139, at Minnesota (1/6/01)	Kickoff Returns	72, at Minnesota (1/6/01)
64, vs. St. Louis (12/30/00)	Interception Returns	36 (2x), last vs. Philadelphia (1/3/93)
7, at Minnesota (1/6/01)	Penalties	9, vs. St. Louis (12/30/00)
49, vs. Atlanta (12/28/91)	Penalty Yards	60 (2x), last at Minnesota (1/6/01)
4, vs. St. Louis (12/30/00)	Fumbles	4, vs. Minnesota (1/3/88)
2, vs. Minnesota (1/3/88)	Fumbles Lost	2 (2x), last vs. St. Louis (12/30/00)
4, vs. St. Louis (12/30/00)	TOUCHDOWNS	5, vs. Minnesota (1/3/88)
1 (2x), last vs. Philadelphia (1/3/93)	Rushing	1 (3x), last vs. St. Louis (12/30/00)
4, vs. St. Louis (12/30/00)	Passing	3 (4x), last at Minnesota (1/6/01)
0 (5x), last vs. St. Louis (12/30/00)	Returns	1 (2x), last vs. Philadelphia (1/3/93)
33:08, vs. Atlanta (12/28/91)	TIME OF POSSESSION	41:18, vs. Minnesota (1/3/88)

Saints 250-Yard Passing Games

295, Aaron Brooks at Minnesota (1/6/01)
291, Bobby Hebert vs. Philadelphia (1/3/93)
273, Hebert vs. Atlanta (12/28/91)
266, Brooks vs. St. Louis (12/30/00)

Opponent 250-Yard Passing Games

365, Kurt Warner vs. St. Louis (12/30/00)
302, Daunte Culpepper at Minnesota (1/6/01)
291, Chris Miller vs. Atlanta (12/28/91)

Saints 100-Yard Receiving Games

142, Willie Jackson vs. St. Louis (12/30/00)
125, Jackson at Minnesota (1/6/01)
106, Chad Morton at Minnesota (1/6/01)

Opponent 100-Yard Receiving Games

144, Michael Haynes vs. Atlanta (12/28/91)
127, Issac Bruce vs. St. Louis (12/30/00)
121, Randy Moss at Minnesota (1/6/01)
120, Cris Carter at Minnesota (1/6/01)
102, Fred Barnett vs. Philadelphia (1/3/93)

SuperBowl

Season (SB)	Result	Site	Stadium
1966 (I)	Green Bay 35, Kansas City 10	Los Angeles, Calif.	L.A. Memorial Col.
1967 (II)	Green Bay 33, Oakland 14	Miami, Fla.	Orange Bowl
1968 (III)	N.Y. Jets 16, Baltimore 7	Miami, Fla.	Orange Bowl
1969 (IV)	Kansas City 23, Minnesota 7	New Orleans, La.	Tulane Stadium
1970 (V)	Baltimore 16, Dallas 13	Miami, Fla.	Orange Bowl
1971 (VI)	Dallas 24, Miami 3	New Orleans, La.	Tulane Stadium
1972 (VII)	Miami 14, Washington 7	Los Angeles, Calif.	L.A. Memorial Col.
1973 (VIII)	Miami 24, Minnesota 7	Houston, Texas	Rice Stadium
1974 (IX)	Pittsburgh 16, Minnesota 6	New Orleans, La.	Tulane Stadium
1975 (X)	Pittsburgh 21, Dallas 17	Miami, Fla.	Orange Bowl
1976 (XI)	Oakland 32, Minnesota 14	Pasadena, Calif.	Rose Bowl
1977 (XII)	Dallas 27, Denver 10	New Orleans, La.	Louisiana Superdome
1978 (XIII)	Pittsburgh 35, Dallas 31	Miami, Fla.	Orange Bowl
1979 (XIV)	Pittsburgh 31, L.A. Rams 19	Pasadena, Calif.	Rose Bowl
1980 (XV)	Oakland 27, Philadelphia 10	New Orleans, La.	Louisiana Superdome
1981 (XVI)	San Francisco 26, Cincinnati 21	Pontiac, Mich.	Silverdome
1982 (XVII)	Washington 27, Miami 17	Pasadena, Calif.	Rose Bowl
1983 (XVIII)	L.A. Raiders 38, Washington 9	Tampa, Fla.	Tampa Stadium
1984 (XIX)	San Francisco 38, Miami 16	Palo Alto, Calif.	Stanford Stadium
1985 (XX)	Chicago 46, New England 10	New Orleans, La.	Louisiana Superdome
1986 (XXI)	N.Y. Giants 39, Denver 20	Pasadena, Calif.	Rose Bowl
1987 (XXII)	Washington 42, Denver 10	San Diego, Calif.	Jack Murphy Stadium
1988 (XXIII)	San Francisco 20, Cincinnati 16	Miami, Fla.	Joe Robbie Stadium
1989 (XXIV)	San Francisco 55, Denver 10	New Orleans, La.	Louisiana Superdome
1990 (XXV)	N.Y. Giants 20, Buffalo 19	Tampa, Fla.	Tampa Stadium
1991 (XXVI)	Washington 37, Buffalo 24	Minneapolis, Minn.	Metrodome
1992 (XXVII)	Dallas 52, Buffalo 17	Pasadena, Calif.	Rose Bowl
1993 (XXVIII)	Dallas 30, Buffalo 13	Atlanta, Ga.	Georgia Dome
1994 (XXIX)	San Francisco 49, San Diego 26	Miami, Fla.	Joe Robbie Stadium
1995 (XXX)	Dallas 27, Pittsburgh 17	Tempe, Ariz.	Sun Devil Stadium
1996 (XXXI)	Green Bay 35, New England 21	New Orleans, La.	Louisiana Superdome
1997 (XXXII)	Denver 31, Green Bay 24	San Diego, Calif.	Qualcomm Stadium
1998 (XXXIII)	Denver 34, Atlanta 19	Miami, Fla.	Pro Player Stadium
1999 (XXXIV)	St. Louis 23, Tennessee 17	Atlanta, Ga.	Georgia Dome
2000 (XXXV)	Baltimore 34, N.Y. Giants 7	Tampa, Fla.	Raymond James Stadium
2001 (XXXVI)	New England 20, St. Louis 17	New Orleans, La.	Louisiana Superdome
2002 (XXXVII)	Tampa Bay 48, Oakland 21	San Diego, Calif.	Qualcomm Stadium
2003 (XXXVIII)	New England 32, Carolina 29	Houston, Texas	Reliant Stadium
2004 (XXXIX)	Sunday, Feb. 6, 2005	Jacksonville, Fla.	ALLTEL Stadium

ProBowl


Season	Result	Season	Result	Season	Result
1971	NFC 27, AFC 6	1982	AFC 16, NFC 13	1993	AFC 23, NFC 20
1972	AFC 26, NFC 13	1983	NFC 20, AFC 19	1994	NFC 17, AFC 3
1973	AFC 33, NFC 28	1984	NFC 45, AFC 3	1995	AFC 41, NFC 13
1974	AFC 15, NFC 13	1985	AFC 22, NFC 14	1996	NFC 20, AFC 13
1975	NFC 17, AFC 10	1986	NFC 28, AFC 24	1997	AFC 26, NFC 23
1976	NFC 23, AFC 20	1987	AFC 10, NFC 6	1998	AFC 23, NFC 10
1977	AFC 24, NFC 14	1988	AFC 15, NFC 6	1999	NFC 51, AFC 31
1978	NFC 14, AFC 13	1989	NFC 34, AFC 3	2000	AFC 38, NFC 17
1979	NFC 13, AFC 7	1990	NFC 27, AFC 21	2001	AFC 38, NFC 30
1980	NFC 37, AFC 27	1991	AFC 23, AFC 15	2002	AFC 45, NFC 20
1981	NFC 21, AFC 7	1992	NFC 21, AFC 15	2003	AFC 55, NFC 52

CHARLES GRANT

A No. 1 pick in 2002, DE Charles Grant emerged as a force last season with a team-leading 10 sacks. Since coming to New Orleans, he has also forced seven fumbles and knocked down seven passes.

TOM + BENSON

20
Seasons
1985-2004



HISTORY

DE WAYNE MARTIN (1989-1999), 82.5 Career Sacks, 171 Games Played

Regular Season

Year	Overall	Pct.	Division	Coach	Home	Pct.	Road	Pct.
1985	5-11	.313	3rd-NFC West	Bum Phillips (4-8)* Wade Phillips (1-3)	3-5	.375	2-6	.250
1986	7-9	.438	4th-NFC West	Jim Mora	4-4	.500	3-5	.375
1987	12-3	.800	2nd-NFC West	Jim Mora	6-1	.857	6-2	.750
NFC Wild Card Playoffs: vs. <i>Minnesota</i> , L 10-44								
1988	10-6	.625	3rd-NFC West	Jim Mora	5-3	.625	5-3	.625
1989	9-7	.563	3rd-NFC West	Jim Mora	5-3	.625	4-4	.500
1990	8-8	.500	2nd-NFC West	Jim Mora	5-3	.625	3-5	.375
NFC Wild Card Playoffs: at <i>Chicago</i> , L 6-16								
1991	11-5	.688	1st-NFC West	Jim Mora	6-2	.750	5-3	.625
NFC Wild Card Playoffs: vs. <i>Atlanta</i> , L 20-27								
1992	12-4	.750	2nd-NFC West	Jim Mora	6-2	.750	6-2	.750
NFC Wild Card Playoffs: vs. <i>Philadelphia</i> , L 20-36								
1993	8-8	.500	2nd-NFC West	Jim Mora	4-4	.500	4-4	.500
1994	7-9	.438	2nd-NFC West	Jim Mora	3-5	.375	4-4	.500
1995	7-9	.438	5th-NFC West	Jim Mora	4-4	.500	3-5	.375
1996	3-13	.188	5th-NFC West	Jim Mora (2-6)† Rick Venturi (1-7)	2-6	.250	1-7	.125
1997	6-10	.375	4th-NFC West	Mike Ditka	3-5	.375	3-5	.375
1998	6-10	.375	3rd-NFC West	Mike Ditka	4-4	.500	2-6	.250
1999	3-13	.188	5th-NFC West	Mike Ditka	3-5	.375	0-8	.000
2000	10-6	.625	1st-NFC West	Jim Haslett	3-5	.375	7-1	.875
NFC Wild Card Playoffs: vs. <i>St. Louis</i> , W 31-28; NFC Divisional Playoff: at <i>Minnesota</i> , L 16-34								
2001	7-9	.438	3rd-NFC West	Jim Haslett	3-5	.375	4-4	.500
2002	9-7	.563	3rd-NFC West	Jim Haslett	4-4	.500	5-3	.625
2003	8-8	.500	2nd-NFC South	Jim Haslett	5-3	.625	3-5	.375
Totals Since 1967: 226-331-5 (.402)					125-155-1	.444	101-176-4	.359
Tulane Stadium (1967-74):				23-32-1	.420			
Louisiana Superdome (1975-present):				102-123	.453			

PostSeason

Totals	1-5	.167			1-3	.250	0-2	.000
Louisiana Superdome (1975-present)					1-3	.250		

* - replaced by Wade Phillips on 11/25/85 † - replaced by Rick Venturi on 10/21/96;

1985

Jan. 27 - LB **Rickey Jackson**, DE **Bruce Clark** and P **Brian Hansen** represent the Saints at the Pro Bowl; **Feb. 14** - Negotiations for the sale of the Saints between **John Mecom, Jr.** and Chicago's **A.N. Pritzker** broke off, suddenly thrusting **Tom Benson**, negotiating in a secondary position for several weeks, to the forefront; **March 12** - New Orleanian **Tom Benson** reached agreement with **John Mecom, Jr.** for the sale of the Saints; **April 26** - Saints traded RB **George Rogers** and their 5th, 10th, and 11th round selections in the 1985 draft to the Washington Redskins for their top draft pick; **April 30** - Saints select Tennessee LB **Alvin Toles** as their first selection in the NFL draft; **May 31** - Ownership was transferred from **John W. Mecom, Jr.** to **Tom Benson** for the sale price of \$70.204 million. Benson becomes managing general partner of the Saints, opening the most successful era in club history; **Nov. 25** - Saints head coach **O.A. (Bum) Phillips** resigned as his son, defensive coordinator **Wade Phillips**, was named interim head coach, the ninth head coach in club history.

1986

Jan. 14 - With Benson now able to insert his management team, **Jim Finks** is named president/general manager of the Saints and joined in franchise ownership; **Jan. 22** - Interim head coach **Wade Phillips** and assistant coaches were released from their duties; **Jan. 28** - **Jim Mora** named the Saints' 10th head coach; **April 29** - Saints selected Virginia T **Jim Dombrowski** with their first pick in the NFL draft; **July 19** - RB **Earl Campbell** announced his retirement; **Sept. 21** - **Mel Gray** broke team record with 101-yard kickoff return for a TD at San Francisco ... the return was the Saints' first for a score since 1977; **Nov. 9** - Saints record fifth shutout in team history, holding L.A. Rams' **Eric Dickerson** to 57 yards - including only nine in the 2nd half - in a 6-0 win ... the victory evened the Saints' mark at 5-7 after a 1-4 start; **Dec. 7** - RB **Rueben Mayes** broke the team's single-game record with 207 yards vs. the Miami Dolphins, but his final gain was called back along with the winning TD ... the Saints lost 31-27 thriller as Mayes finished with 203 rushing yards. **Dec. 21** - Saints finished season at 7-9 ... RB **Rueben Mayes** finished with 1,353 yards rushing (fourth in the NFL) and is named consensus Rookie of the Year ... He was named to the Pro Bowl along with LB **Rickey Jackson** and K **Morten Andersen**.

1987

April 28 - Saints selected Brigham Young DE **Shawn Knight** as their first pick in the NFL draft; **Aug. 17** - FB **Hokie Gajan**, who attempted to come back from a 1985 knee injury, retired following an injury to his other knee; **Sept. 21** - NFL Players Association announced that players would be on strike following the weekend's games; **Oct. 4** - Saints defeated the L.A. Rams 37-10 in Superdome before 29,745 fans in club's first replacement game ... QB **John Fourcade**, a New Orleans native, led Saints to the win with two TD passes; **Oct. 15** - NFL Players Association announced that the strike is over, but not in time to play the coming weekend's games; **Oct. 18** - Saints beat Chicago, 19-17 on four **Florian Kempf** FGs in the final replacement game played by the Saints ... the replacements posted a 2-1 record; **Oct. 25** - Saints fall to San Francisco, 24-22 in a Superdome thriller ... following the game, head coach **Jim Mora** made his highly-publicized "coulda, woulda, shoulda" proclamation to the media; **Nov. 1** - On the franchise's 22nd birthday, Saints posted the largest margin of victory in team history, shutting out Atlanta 38-0 ... the win was the 1st in team-record nine consecutive triumphs to close out the season; **Nov. 29** - Saints held on with two magnificent goal-line stands in the final quarter to defeat the Pittsburgh Steelers, 20-16 ... the victory ensured Saints' first winning record ever; **Dec. 6** - Saints beat the Tampa Bay Buccaneers, 44-34 to lock up team's first playoff appearance; **Dec. 13** - Saints won seventh straight, 24-10 over the Houston Oilers which gave the Saints home field in the NFC Wild Card game; **Dec. 20** - Down 24-3 in the 2nd quarter, the Saints rallied behind backup QB **Dave Wilson** for a 31-24 win at Cincinnati, the biggest come-from-behind effort at the time in Saints' history; **Dec. 27** - Saints beat Green Bay, 33-24 to close with 12-3 record ... later that night, the San Francisco 49ers won their final game which kept the Saints from winning their first division title and gaining home-field advantage in the NFC playoffs... the Saints were set to host the Minnesota Vikings in the NFC Wild Card game.

1988

Jan. 3 - Saints jump out to a 7-0 lead, but the Minnesota Vikings took a 31-10 halftime advantage on the way to a 44-10 win over New Orleans in the NFC Wild Card game at the Superdome ... RB

Rueben Mayes sustained torn ligaments in his knee, requiring surgery; **Feb. 7** - A club-record six Saints - K **Morten Andersen**, TE **Hoby Brenner**, G **Brad Edelman**, RB **Rueben Mayes**, LB **Sam Mills**, CB **Dave Waymer** - were tabbed for the Pro Bowl in Honolulu ... President/General Manager **Jim Finks** was honored as the NFL Executive of the Year and Coach **Jim Mora** was named NFL Coach of the Year; **April 24** - The Saints took FB **Craig Heyward** with their first selection in the NFL draft; **Nov. 20** - Saints score biggest win in team history in 42-0 romp over the Denver Broncos ... The win clinched the Saints' second consecutive winning season; **Dec. 11** - Saints finish the season with a 10-6 record.

1989

March 22 - NFL commissioner **Pete Rozelle**, who presided over the league for 29 years, announced his retirement at the NFL meetings in Palm Springs, Calif.; **April 23** - The Saints selected Arkansas DE **Wayne Martin** with their 1st selection in the NFL draft; **July 6** - NFL owners meet in Chicago for a vote for a successor to retiring commissioner **Pete Rozelle** ... Saints President/General Manager **Jim Finks**, the only candidate, falls just short of the votes needed for election; **Sept. 10** - Saints score only opening-day shutout in team history with 28-0 win over Dallas in the Superdome; **Oct. 26** - Meeting in Cleveland, NFL owners select **Paul Tagliabue** to succeed **Pete Rozelle** as league commissioner; **Nov. 20** - Commissioner **Paul Tagliabue** appoints Saints President/General Manager **Jim Finks** as chairman of the NFL Competition Committee; **Dec. 24** - A 41-6 win over Indianapolis gave the Saints a 9-7 record, the Saints' third-consecutive winning season ... RB **Dalton Hilliard**, along with LBs **Vaughan Johnson** and **Pat Swilling** were selected to represent the Saints in the Pro Bowl ... T **Kevin Haverdink** and CB **Robert Massey** were named to several All-Rookie squads.

1990

Feb. 23 - Saints announce preseason schedule, which includes participation in American Bowl 1990 with the Oakland Raiders, played in Wembley Stadium in London, England; **April 22** - Saints selected DE **Renaldo Turnbull** with their first pick in the NFL draft; **Aug. 5** - Saints beat the Oakland Raiders, 17-10 in American Bowl in London's Wembley Stadium; **Dec. 31** - On New Year's Eve, a national TV audience saw the Saints' **Morten Andersen** kick a 24-yard FG with :02 left to beat the L.A. Rams, 20-17 which evened the Saints' final record at 8-8 and gave the club a berth in the NFC playoffs.

1991

Jan. 6 - The Chicago Bears defeat the Saints, 16-6, in the NFC Wild Card game in Chicago's Soldier Field; **Feb. 3** - LBs **Vaughan Johnson** and **Pat Swilling** represented the Saints in the Pro Bowl, along with K **Morten Andersen** ... DE **Renaldo Turnbull** led NFC rookies with a then club rookie record nine sacks as he was selected to several All-Rookie teams; **April 21** - The Saints took Miami (Fla.) WR **Mesley Carroll** with their first pick in the 2nd round of the NFL draft; **July 27** - Former RB **Earl Campbell**, who played the final two seasons of his career with the Saints from 1984-85, was inducted into the Pro Football Hall of Fame in Canton, Ohio; **Sept. 8** - The Saints defeated the Kansas City Chiefs, 17-0 for the first 2-0 start in team history ... The Saints win seven-straight games to open the season; **Dec. 16** - A 27-0 win over the L.A. Raiders broke a four-game losing streak, clinched a playoff spot and kept the Saints in the hunt for the NFC West title; **Dec. 22** - In Phoenix, the Saints beat the Cardinals 27-3 and won their first NFC West title with an 11-5 record ... the Saints defense allowed the fewest points in the league and were second in yards allowed; **Dec. 29** - Vying for the Saints' first playoff victory, the Falcons came from behind to defeat New Orleans, 27-20, at the Superdome.

1992

Feb. 2 - A total of four Saints were chosen for the NFC squad in the Pro Bowl ... LBs **Vaughan Johnson**, **Sam Mills** and **Pat Swilling** were named starters for the NFC, the most linebackers from a team in league history ... Special teams player **Bennie Thompson** also made the trip to Honolulu; **Dec. 3** - A close, 22-14 win over the Atlanta Falcons finished a three-game, 11-day stretch which put the Saints in the playoffs for the third consecutive year; **Dec. 26** - The Saints clinched the home-field advantage in the NFC Wild Card game with a 20-0 win over the N.Y. Jets on the road ... the Saints finished with a team-best 12-4 mark ... the club led the NFL in least points allowed with a club-record 202 ... New Orleans also led the NFL in most sacks (57) and least sacks allowed (15), the first time since 1977 that a club led the league in both categories.

SAINTSTIMELINE

1993

Jan. 3 - With the Saints holding a 20-7 lead in the 3rd quarter, the Philadelphia Eagles roared back with 26 fourth-quarter points to win the NFC Wild Card game, 36-20 over the Saints at the Superdome; **Feb. 7** - A club-record tying six Saints – LBs **Rickey Jackson, Vaughan Johnson, Sam Mills** and **Pat Swilling**, K **Morten Andersen** and C **Joel Hilgenberg** – participated in the Pro Bowl; **April 25** - LB **Pat Swilling** was traded by the Saints to the Detroit Lions for their first- and fourth-round picks in the 1993 draft ... The Saints picked T **William Roaf** with the eighth overall selection; **April 29** - At a press conference, Owner **Tom Benson** announces that President/General Manager **Jim Finks** has been diagnosed with cancer. Finks entered the hospital on April 26, after the NFL draft ... Benson takes over temporarily in Finks' position during his absence; **April 30** - The disease that afflicted Saints President/General Manager **Jim Finks** was confirmed as lung cancer; **May 19** - A sports bill calling in part for renovations to the Louisiana Superdome and a new practice facility for the Saints passes state lawmakers in a vote in Baton Rouge; **July 14** - President/General Manager **Jim Finks** resigned; **July 31** - The Saints beat the Philadelphia Eagles, 28-16 in Tokyo, Japan in the third international exhibition game the Saints have played; **Sept. 12** - Saints establish a club record with 557 yards of total offense in a 34-31 road victory over the Atlanta Falcons; **Oct. 3** - The Saints defeated the L.A. Rams 37-6 in Anaheim, which improved their record to 5-0; **Dec. 28** - Three Saints, LBs **Renaldo Turnbull** & **Rickey Jackson** and PR/KR **Tyrone Hughes** were chosen to represent the NFL in the Pro Bowl ... Hughes was the four rookie in club history to receive the honor.

1994

Jan. 2 - The Saints close out the 1993 season with a 20-13 victory over the Cincinnati Bengals for an 8-8 record; **Jan. 4** - **Bill Kuharich** is promoted to VP of Football Operations; **April 24** - The Saints chose Louisville DE **Joe Johnson** with their first pick in the NFL draft; **May 8** - After battling lung cancer for more than a year, former Saints President/General Manager **Jim Finks** passed away at his Metairie home at the age of 66; **Oct. 23** - The Saints beat the L.A. Rams, 37-34 at the Superdome as **Tyrone Hughes** returned two kickoffs for TDs on his way to setting or tying seven team and four NFL records; **Dec. 24** - The Saints finish the season with a 7-9 record.

1995

Jan. 26 - An early-morning fire caused severe damage at the club's Saints Drive practice facility ... The two-alarm fire forced the team to move its operation out of the main building that was constructed in 1967; **Jan. 31** - Former Buffalo Bills LB **Jim Haslett** is hired as LBs coach for the Saints; **Feb. 5** - DE **Wayne Martin** and T **William Roaf** participated in Pro Bowl; **March 13** - The Superdome Commission approves the sale of \$14.5 million in bonds that will go toward the construction of a new practice facility for the Saints in Metairie; **April 22** - The Saints selected Washington State LB **Mark Fields** with their first pick in the NFL draft; **June 8** - Groundbreaking ceremonies are held for the Saints' new practice facility on Airline Drive in Metairie; **July 29** - The late **Jim Finks**, who served as the Saints' President/General Manager from 1986-93, was inducted into the Pro Football Hall of Fame in Canton, Ohio; **Dec. 24** - The Saints close the season with a 7-9 mark for the second-straight season.

1996

Jan. 12 - **Bill Kuharich**, VP of Football Operations was promoted to VP/General Manager; **Jan. 30** - **Jim Haslett** was promoted to defensive coordinator; **Feb. 4** - T **William Roaf** and CB **Eric Allen** participated in the Pro Bowl; **April 15** - For the first time in club history, the entire Saints organization is housed under one roof with the move to the club's new facility at 5800 Airline Drive in Metairie; **April 20** - The Saints selected Oregon CB **Alex Molden** with their first pick in the NFL draft; **July 26** - Saints played in Hall of Fame Game for third time in franchise history as the Indianapolis Colts won, 10-3 at Canton, Ohio; **Oct. 21** - After a 19-7 defeat to the Carolina Panthers a day earlier, Saints head coach **Jim Mora**, the longest-tenured coach in all of professional sports at the time, resigned after 10 1/2 years with the club ... Mora, who led the Saints to their first winning seasons and first playoff appearances, ended his stay with a short statement thanking owner **Tom Benson** and the Saints fans for their support; **Oct. 23** - **Rick Venturi**, the Saints' linebackers coach, was named interim head coach, the 11th head coach in team history; **Dec. 12** - T **William Roaf** was selected as a starter for the NFC in the Pro Bowl, his third-consecutive selection ... DT **Wayne Martin** was chosen to the NFC team as an alternate; **Dec. 21** - The Saints finished the season with a 3-13 record.

SAINTSTIMELINE

1997

Jan. 28 - **Bill Kuharich** was promoted to President/General Manager/Chief Operating Officer of the Saints ... **Mike Ditka**, who won Super Bowl XX as a head coach, SB XIII as an assistant coach and SB VI as a player, was named the 12th head coach in club history; **April 19** - The Saints selected Colorado G **Chris Naeole** with their first pick in the NFL draft; **Oct. 19** - The Saints were shut out by the Carolina Panthers, 13-0, which snapped the club's 216-game scoring streak, the fifth-longest in NFL history and the second-longest active streak; **Nov. 16** - In the shortest OT game in NFL history, the Saints defeated the Seattle Seahawks, 20-17, on a **Doug Brinen** 38-yard FG just 17 seconds into the extra period; **Dec. 21** - The Saints finished the season with a 6-10 mark.

1998

April 18 - The Saints selected San Diego State T **Kyle Turley** as their 1st pick in the NFL draft; **Dec. 27** - The Saints finish the season with a 6-10 record.

1999

Jan. 21 - **Dick Stanfel**, who served as offensive line coach for the Saints from 1997-98 and 1976-80 and was head coach for the final four games of 1980, announced his retirement; **April 17** - The Saints acquired the fifth overall selection from the Washington Redskins in exchange for the Saints' first- and third- through seventh-round draft choices in 1999 and New Orleans' first- and third-round picks in 2000 ... With the fifth overall pick, the Saints selected Texas RB **Ricky Williams**, the 1998 Heisman Trophy winner ... It marks the first time in NFL history that a single player represented a team's entire draft class; **May 19** - **Charles Bailey** is named assistant general manager; **Dec. 7** - Owner **Tom Benson** released a statement that said, "I will take whatever steps necessary at the end of the regular season to make the New Orleans Saints a winning franchise."

2000

Jan. 2 - The Saints finish the 1999 season with a 3-13 overall record; **Jan. 5** - Owner **Tom Benson** fired 22 employees, including President/General Manager **Bill Kuharich** and Coach **Mike Ditka**; **Jan. 27** - Following through on his promise to "take whatever steps are necessary ...", Owner **Tom Benson** hired **Randy Mueller** as General Manager of Football Operations and **Arnold D. Fielkow** as Director of Administration; **Feb. 3** - Former Saints assistant coach and defensive coordinator **Jim Haslett** was named as the 13th head coach in club history; **Feb. 23** - Saints signed former San Diego Chargers DT **Norman Hand** to a five-year deal ... It was the eighth free-agent acquisition of 2000, marking the busiest offseason in club history and placing them at the top of the league in free agent activity; **March 9** - Saints named Nicholls State University in Thibodaux, La., as their new summer training camp home; **April 15** - Saints picked Kansas State DE **Darren Howard** in the second round with their opening selection in the NFL draft; **July 31** - The club traded LB **K.D. Williams** and the third-round selection in the 2001 NFL draft to the Green Bay Packers for QB **Aaron Brooks** and TE **Lamont Hall**; **Oct. 8** - After a 1-3 start, the Saints reeled off a six-game winning streak, starting with a 31-10 win at the Chicago Bears. It was the fourth-longest win streak in club history; **Nov. 26** - Saints defeat the defending Super Bowl Champion St. Louis Rams on the road, 31-24, for franchise's 200th all-time victory; **Dec. 3** - Saints QB **Aaron Brooks** set the club passing yards mark (441) vs. the Denver Broncos in the Superdome in a 38-23 loss; **Dec. 10** - Saints set club record for road victories with a 7-1 mark after a 31-27 comeback win at the San Francisco 49ers ... QB **Aaron Brooks** sets a team record for four quarterback passes with 108 yards rushing on 11 carries at the Niners ... Saints also set NFL record for best road record turnaround after an 0-8 record in 1999; **Dec. 17** - Saints all but wrapped up NFC playoff berth after 23-7 victory over Atlanta in the Superdome; **Dec. 18** - Saints clinched second NFC West title after St. Louis lost, 38-35 at Tampa Bay ... the Saints were the seventh team since 1990 to go from last place to a division title the next season; **Dec. 24** - Saints wrapped up the regular season with a 10-6 mark after they overcame injuries to eight starters ... Coach **Jim Haslett** was selected Coach of the Year by several organizations ... The Saints defense set a club mark with 66 sacks, tied for the sixth-most in NFL history ... DT **La'Roi Glover** captured the NFL sack title with a club record-tying 17 while DE **Darren Howard** had a club rookie record 11 sacks ... WR **Joe Horn** set club marks for receptions (94) and reception yards (1,340); **Dec. 28** - DE **Joe Johnson** selected as the NFL Comeback Player of the Year by the *Associated Press* after he missed 1999 with a ruptured patellar tendon in his right knee suffered during training camp; **Dec. 30** - Saints won in postseason for the first

SAINTSTIMELINE

time, a 31-28 victory over the St. Louis Rams in a NFC Wild Card Playoff game at the Superdome ... WR **Willie Jackson** tied a NFL postseason mark with three TD catches and QB **Aaron Brooks** threw four TD passes ... the win was clinched after the Saints' **Brian Milne** recovered a fumbled fair catch by the Rams' **Az-Zahir Hakim** with 1:51 remaining.

2001

Jan. 6 - Saints lost in the NFC Divisional Playoff at the Minnesota Vikings, 34-16 to end the club's storied 2000 season; Coach **Jim Haslett** was selected as the NFL Coach of the Year by the Associated Press; **Feb. 4** - A club record-tying six Saints participated in the Pro Bowl in Honolulu; DT **La'Roi Glover**, DE **Joe Johnson** and T **William Roaf** started while WR **Joe Horn**, LB **Mark Fields** and LB **Keith Mitchell** were selected as reserves; **April 21** - Saints picked Ole Miss RB **Deuce McAllister** with their first selection in the NFL draft; **May 7** - Saints and Nicholls State University reached a four-year deal to keep training camp at the Thibodaux, La. school; **Sept. 30** - Saints played the first NFL game in New York after the attacks of Sept. 11 in a 21-13 loss at the N.Y. Giants;

2002

Jan. 6 - Saints concluded 2001 season with 7-9 mark; **Feb. 9** - S **Sammy Knight** and DT **La'Roi Glover** started in the Pro Bowl; **March 7** - Owner **Tom Benson** announced that he will start an Arena Football League team, the New Orleans Voodoo; **March 8** - Saints traded RB **Ricky Williams** to the Miami Dolphins for a first-round selection in the 2002 draft and a conditional third-round selection in 2003 (upgraded to a first-round pick in 2003 based on Williams' performance); **March 26** - Saints traded T **William Roaf** to the Kansas City Chiefs for a conditional 4th round pick in the 2003 draft (upgraded to a third-round pick in 2003 with Roaf's playing time); **April 20** - Saints picked Tennessee WR **Donte Stallworth** with their first selection in the NFL draft; **May 9** - Saints released General Manager of Football Operations **Randy Mueller** from his contract; **May 13** - Saints promoted **Mickey Loomis** to General Manager of Football Operations from Director of Football Administration; **Aug. 7** - Signed Coach **Jim Haslett** to a multi-year contract extension; **Sept. 7** - Signed QB **Aaron Brooks** to a six-year contract extension; **Sept. 22** - Saints charge back from 20-point deficit vs. Bears at Memorial Stadium in Champaign, Ill. QB **Aaron Brooks** tossed three TDs in the final three quarters, including a 29-yard scoring toss to WR **Donte Stallworth** with 1:11 remaining that proved to be the game-winner. The victory was the 20th of Coach **Jim Haslett's** coaching career; **Sept. 29** - WR **Donte Stallworth** became the first rookie in 20 years to catch a touchdown in his first four NFL games; **Oct. 13** - At Washington, WR **Michael Lewis** became the seventh player in NFL history – and the first in team record books – to return a punt and a kickoff for a touchdown in the same game. His 286 return yards vs. the Redskins ranked as the second-highest in Saints history. Lewis was named NFC Special Teams Player of the Week for his efforts in the 43-27 victory; **Oct. 20** - Saints improve to 6-1 with 35-27 win over San Francisco in the Superdome. In the win over the 49ers, QB **Aaron Brooks** passed for three touchdowns and ran for another and was named NFC Offensive Player of the Week. Five of New Orleans' first six victories came over playoff teams from 2001; **Dec. 8** - WR **Donte Stallworth** hauls in a 28-yard touchdown at Baltimore, giving him a team rookie-record seven scoring catches for the season. He finishes the year with eight; **Dec. 29** - RB **Deuce McAllister** rushed for 117 yards on 28 carries in finale vs. Carolina, his eighth 100-yard performance of the season (second-most in club history to the nine RB **George Rogers** posted in 1981) ... WR **Michael Lewis** finished the season with an NFL-record 2,432 yards of combined kickoff and punt return yardage. Lewis posted 1,807 yards in kickoff returns and 625 yards in punt returns – both team records ... K **John Carney** finished the year with a team-record 130 points. He also tied a team mark with 31 field goals, pulling even with K **Morten Andersen's** total in 1985 ... Saints conclude 2002 season at 9-7.

2003

Feb. 2 - Saints represented in Pro Bowl by WR **Joe Horn**, RB **Deuce McAllister**, kick/punt returner WR **Michael Lewis** and special teams ace RB **Fred McAfee**; **March 21** - Saints trade T **Kyle Turley** to the St. Louis Rams for a second-round pick in 2004; **April 14** - Saints sign free agent TE **Ernie Conwell** to a five-year contract; **April 15** - Club announces 2003 training camp will be held at the team's practice facility in Metairie, La.; **April 19** - Saints trade third- and seventh-round picks in 2003 and an undisclosed pick in 2004 to New England Patriots for S **Tebucky Jones**; **April 26** - The Saints select Georgia DT **Johnathan Sullivan** sixth overall in the NFL Draft. The choice was acquired from Arizona after New Orleans traded the Cardinals its two first-round picks (17th and 18th overall). As part of the deal, the two clubs also swapped second-round picks and the Saints received Arizona's

SAINTSTIMELINE

fourth-round selection; **May 13** - Owner **Tom Benson** announces he will bring an Arena Football expansion franchise to the city, the New Orleans VooDoo; **Sept. 28** - RB **Deuce McAllister** rushes for 101 yards on 17 carries vs. the Indianapolis Colts, beginning a franchise-record streak of nine-straight 100-yard performances; **Oct. 19** - Saints post the third-highest scoring total in franchise history with a 45-17 romp over Atlanta at the Georgia Dome; **Nov. 2** - Saints win third-straight over defending Super Bowl-Champion Buccaneers at Tampa Bay, 17-14. In the game, **McAllister** sets a team record with his sixth-straight 100-yard game, and DE **Willie Whitehead** wins NFC Player of the Week honors with three sacks. **Nov. 16** - A 23-20 overtime win over the Atlanta Falcons gives the Saints their 100th victory in the Louisiana Superdome. **McAllister** sets a team record with 237 yards from scrimmage, including 173 rushing; **Nov. 30** - **McAllister** rushes for 165 yards on 31 carries in a 24-20 victory at Washington, his ninth-straight 100-yard game. The streak tied former Chicago RB Walter Payton and Jacksonville RB Fred Taylor for the third-longest in NFL history. He would be held below the milestone the following week vs. Tampa Bay; **Dec. 14** - QB **Aaron Brooks** tossed a career-high five TDs, including a club-record four caught by WR **Joe Horn**, in a 45-7 victory over the New York Giants in a nationally-televised game on ESPN. It marked the first time since 1989 that New Orleans posted over 40 points twice in the same season; **Dec. 21** - In one of the most memorable final plays from scrimmage in NFL history, the Saints pulled off a 75-yard, three-lateral touchdown as time expired to cut Jacksonville's lead to one point. WR **Jerome Pathon** capped the play with a leap into the end zone, but the PAT attempt by K **John Carney** sailed wide right, giving the Jaguars a 20-19 victory. **Dec. 28** - **McAllister** has 49 yards in the season-ending victory over Dallas, becoming only the second player in club history to go over 1,600 rushing yards in a season.

2004

Feb. 8 - Arena Football League's New Orleans VooDoo, also owned by **Tom Benson**, kickoff inaugural season at the Philadelphia Soul with a 42-34 victory; Saints represented in the Pro Bowl by RB **Deuce McAllister**; **March 4** - Signed RB **Aaron Stecker** (UFA-TB) to a four-year contract and re-signed CB **Fred Thomas** to a four-year contract; **March 8** - Signed DT **Brian Young** (UFA-StL); **April 24** - Saints select Ohio State DE **Will Smith** 18th overall in the NFL Draft.

SAINTS UNIFORM HISTORY

SEASON RESULTS (1985-87)

1967: Helmets - Gold helmet, black Fleur-de-Lis emblem with white outline on both sides with black/white/black center stripes and gray facemasks. **Jerseys** - Black, gold numerals (white trim) with white and gold sleeve stripes and TV numerals on shoulder; White, gold numerals (black trim) with black and gold sleeve stripes and TV numerals on shoulder. **Pants** - Gold with black/white/black stripes. **Socks** - White with black and gold stripes.

1968: Helmets - Gold helmet, black Fleur-de-Lis emblem with white outline on both sides with black/white/black center stripes (first 2 games) and gray facemasks. Center stripes were changed to white/black/white for the final 12 games.

1969: Helmets (Preseason only) - Black helmet, gold Fleur-de-Lis emblem with white outline on both sides with white/gold/white center stripes and gray facemasks. Saints' helmets have been exclusively gold in color since with black/white/black center stripes. **Jerseys** - Black, solid white numerals with white and gold sleeve stripes and TV numerals on shoulder; White, solid black numerals with black and gold sleeve stripes and TV numerals on shoulder; Both black and white jerseys were changed to 1967-68 style for the final nine games. NFL 50th Anniversary patch worn on right sleeve.

1970: Jerseys - Black, solid white numerals with white and gold sleeve stripes and TV numerals on shoulder; White, solid black numerals with white and gold sleeve stripes and TV numerals on shoulder.

1975: Jerseys - TV numerals moved to sleeves. **Pants** - White with black/gold/black stripes.

1976: Helmets - Facemask color changed to black. **Pants** - Black with gold/white/gold stripes worn with white jerseys only.

1983: Jerseys - Numerals changed to "San Diego" screen-on style (Thin border around the numeral with no contact between the numeral & border). **Socks** - White with solid black.

1986: Jerseys - Sleeve stripes eliminated & TV numerals moved to shoulder; Fleur-de-Lis and Louisiana emblem on both sleeves. **Pants** - Gold with wide solid black stripe, Fleur-de-Lis and Louisiana emblem inside the stripe at the hip worn with both jerseys. **Socks** - White with wide gold stripe on black background.

1991: Jerseys - Saints' 25th anniversary patch worn on right front shoulder.

1994: Jerseys - As part of the NFL's 75th Anniversary celebration, team wore 1967-style "throwback" uniforms for the 3rd through 5th games of the season; NFL 75th anniversary patch worn on right front shoulder.

1996: Jerseys - White, gold numerals with black trim, Fleur-de-Lis emblem on sleeve and TV numerals on shoulder; Black, gold numerals with white trim, Fleur-de-Lis emblem on sleeve and TV numerals on shoulder; Saints' 30th anniversary patch worn on right front shoulder. **Pants** - Gold with wide solid black stripe and gold Fleur-de-Lis emblem inside stripe at the hip. **Socks** - White with solid black.

1999: Jerseys - White, black numerals with gold trim; no changes to black jerseys. **Pants** - Black with wide solid gold stripe and black Fleur-de-Lis emblem inside stripe at the hip worn with white jersey only.

2000: Helmets - Fleur-de-Lis emblem updated with white/gold/black outline. **Jerseys** - Only change was updated Fleur-de-Lis emblem on sleeve. Team wore white jersey in NFC Wild Card game vs. St. Louis Rams, instead of usual home black. **Pants** - Gold with wide solid black stripe and gold Fleur-de-Lis emblem inside stripe at the hip worn with both jerseys.

2001: Jerseys - Wore white as primary jersey for all games except road games when opponent wore white (black jerseys worn). **Pants** - Solid black with gold Fleur-de-Lis emblem at the hip with both jerseys. Saints wore all-black combination for first time at Carolina (10/14) and for the final two games of the season.

2002: Jerseys - Returned to wearing black as primary home jersey. As part of NFL's Thanksgiving Classics celebration, team wore 1967-style "throwback" uniform with black jersey, gold pants and original helmet logo with grey facemask vs. Tampa Bay (Dec. 1). Gold alternate jersey with black numerals and white trim worn vs. Minnesota (Dec. 15). **Pants** - Gold with wide solid black stripe and gold Fleur-de-Lis emblem inside stripe at the hip with black jerseys and white jersey at Cincinnati (Dec. 22). Solid black with gold Fleur-de-Lis emblem at the hip worn with white and gold jerseys.

2003: Jerseys - Will continued to wear black as primary home jersey for preseason and regular season.

HOME GAMES IN BOLD CAPS - All attendance figures from 1990-present are based on tickets distributed
MN - Monday Night; **SN** - Sunday Night; **TN** - Thursday Night; **FR** - Friday; **SAT** - Saturday

1985: 5-11 (3rd-NFC West)

Head Coaches: Bum Phillips (12 games, 4-8) & Wade Phillips (4 games, 1-3)					
9/8	KANSAS CITY CHIEFS	LOUISIANA SUPERDOME	L	27-47	57,760
9/15	at Denver Broncos	Mile High Stadium	L	23-34	74,488
9/22	TAMPA BAY BUCCANEERS	LOUISIANA SUPERDOME	W	20-13	45,320
9/29	at San Francisco 49ers	Candlestick Park	W	20-17	58,053
10/6	PHILADELPHIA EAGLES	LOUISIANA SUPERDOME	W	23-21	56,364
10/13	at L.A. Raiders	L.A. Memorial Coliseum	L	13-23	48,152
10/20	at Atlanta Falcons	Atlanta-Fulton County Stadium	L	24-31	44,784
10/27	N.Y. GIANTS	LOUISIANA SUPERDOME	L	13-21	54,082
11/3	at L.A. Rams	Anaheim Stadium	L	10-28	49,030
11/10	SEATTLE SEAHAWKS	LOUISIANA SUPERDOME	L	3-27	47,365
11/17	at Green Bay Packers (Milw.)	Milwaukee County Stadium	L	14-38	52,104
11/24	at Minnesota Vikings	Metrodome	W	30-23	54,117
12/1	L.A. RAMS	LOUISIANA SUPERDOME	W	29-3	44,122
12/8	at St. Louis Cardinals	Busch Stadium	L	16-28	29,527
12/15	SAN FRANCISCO 49ERS	LOUISIANA SUPERDOME	L	19-31	46,065
12/22	ATLANTA FALCONS	LOUISIANA SUPERDOME	L	10-16	37,717
				294-401	799,410

1986: 7-9 (4th-NFC West)

Head Coach: Jim Mora					
9/7	ATLANTA FALCONS	LOUISIANA SUPERDOME	L	10-31	67,950
9/14	GREEN BAY PACKERS	LOUISIANA SUPERDOME	W	24-10	46,383
9/21	at San Francisco 49ers	Candlestick Park	L	17-26	58,297
9/28	at N.Y. Giants	Giants Stadium	L	17-20	72,769
10/5	WASHINGTON REDSKINS	LOUISIANA SUPERDOME	L	6-14	57,378
10/12	at Indianapolis Colts	Hoosier Dome	W	17-14	53,512
10/19	TAMPA BAY BUCCANEERS	LOUISIANA SUPERDOME	W	38-7	43,355
10/26	at N.Y. Jets	Giants Stadium	L	23-28	44,246
11/2	SAN FRANCISCO 49ERS	LOUISIANA SUPERDOME	W	23-10	53,234
11/9	L.A. RAMS	LOUISIANA SUPERDOME	W	6-0	62,352
11/16	at St. Louis Cardinals	Busch Stadium	W	16-7	32,069
11/23	at L.A. Rams	Anaheim Stadium	L	13-26	58,600
11/30	NEW ENGLAND PATRIOTS	LOUISIANA SUPERDOME	L	20-21	58,259
12/7	MIAMI DOLPHINS	LOUISIANA SUPERDOME	L	27-31	64,761
12/14	at Atlanta Falcons	Atlanta-Fulton County Stadium	W	14-9	39,994
12/21	at Minnesota Vikings	Metrodome	L	17-33	51,209
				288-287	864,368

1987: 12-3 (2nd-NFC West)

Head Coach: Jim Mora					
9/13	CLEVELAND BROWNS	LOUISIANA SUPERDOME	W	28-21	59,900
9/20	at Philadelphia Eagles	Veterans Stadium	L	17-27	57,485
10/4	L.A. RAMS	LOUISIANA SUPERDOME	W	37-10	29,745
10/11	at St. Louis Cardinals	Busch Stadium	L	19-24	11,795
10/18	at Chicago Bears	Soldier Field	W	19-17	46,813
10/25	SAN FRANCISCO 49ERS	LOUISIANA SUPERDOME	L	22-24	60,497
11/1	at Atlanta Falcons	Atlanta-Fulton County Stadium	W	38-0	42,196
11/8	at L.A. Rams	Anaheim Stadium	W	31-14	43,379
11/15	at San Francisco 49ers	Candlestick Park	W	26-24	60,436
11/22	N.Y. GIANTS	LOUISIANA SUPERDOME	W	23-14	67,639
11/29	at Pittsburgh Steelers	Three Rivers Stadium	W	20-16	47,896
12/6	TAMPA BAY BUCCANEERS	LOUISIANA SUPERDOME	W	44-34	66,471
12/13	HOUSTON OILERS	LOUISIANA SUPERDOME	W	24-10	68,257
12/20	at Cincinnati Bengals	Riverfront Stadium	W	41-24	43,424
12/27	GREEN BAY PACKERS	LOUISIANA SUPERDOME	W	33-24	68,364
				422-283	774,297
1/3	MINNESOTA VIKINGS	NFC Wild Card Playoff LOUISIANA SUPERDOME	L	10-44	68,127

SEASON RESULTS (1988-91)

SEASON RESULTS (1992-94)

1988: 10-6 (3rd-NFC West)

9/4	SAN FRANCISCO 49ERS	Head Coach: Jim Mora	L	33-34	66,357
9/11	at Atlanta Falcons	LOUISIANA SUPERDOME	W	29-21	48,901
9/18	at Detroit Lions	Atlanta-Fulton County Stadium	W	22-14	32,943
9/25	TAMPA BAY BUCCANEERS	Silverdome	W	13-9	66,671
10/3	DALLAS COWBOYS - MN	LOUISIANA SUPERDOME	W	20-17	68,474
10/9	at San Diego Chargers	Jack Murphy Stadium	W	23-17	42,693
10/16	at Seattle Seahawks	Kingdome	W	20-19	63,569
10/23	L.A. RAIDERS	LOUISIANA SUPERDOME	W	20-6	66,249
10/30	L.A. RAMS	LOUISIANA SUPERDOME	L	10-12	68,238
11/6	at Washington Redskins	R.F.K. Stadium	L	24-27	54,183
11/13	at L.A. Rams	Anaheim Stadium	W	14-10	63,305
11/20	DENVER BRONCOS	LOUISIANA SUPERDOME	W	42-0	68,075
11/27	N.Y. GIANTS - SN	LOUISIANA SUPERDOME	L	12-13	66,526
12/4	at Minnesota Vikings	Metrodome	L	3-45	61,215
12/11	at San Francisco 49ers	Candlestick Park	L	17-30	62,977
12/18	ATLANTA FALCONS	LOUISIANA SUPERDOME	W	10-9	60,566
				312-283	960,942

1989: 9-7 (3rd-NFC West)

9/10	DALLAS COWBOYS	Head Coach: Jim Mora	W	28-0	66,977
9/17	at Green Bay Packers	LOUISIANA SUPERDOME	L	34-35	55,809
9/24	at Tampa Bay Buccaneers	Lambeau Field	L	10-20	44,053
10/1	WASHINGTON REDSKINS	Tampa Stadium	L	14-16	64,358
10/8	SAN FRANCISCO 49ERS	LOUISIANA SUPERDOME	L	20-24	60,488
10/15	N.Y. JETS	LOUISIANA SUPERDOME	W	29-14	59,521
10/22	at L.A. Rams	Anaheim Stadium	W	40-21	57,567
10/29	ATLANTA FALCONS	LOUISIANA SUPERDOME	W	20-13	65,153
11/6	at San Francisco 49ers - MN	Candlestick Park	L	13-31	60,667
11/12	at New England Patriots	Sullivan Stadium	W	28-24	47,680
11/19	at Atlanta Falcons	Atlanta-Fulton County Stadium	W	26-17	53,173
11/26	L.A. RAMS - SN	LOUISIANA SUPERDOME	L	17-20 OT	64,274
12/3	at Detroit Lions	Silverdome	L	14-21	38,550
12/10	at Buffalo Bills	Rich Stadium	W	22-19	70,037
12/18	PHILADELPHIA EAGLES - MN	LOUISIANA SUPERDOME	W	30-20	59,218
12/24	INDIANAPOLIS COLTS	LOUISIANA SUPERDOME	W	41-6	49,009
				386-301	916,534

1990: 8-8 (2nd-NFC West)

9/10	SAN FRANCISCO 49ERS - MN	Head Coach: Jim Mora	L	12-13	68,629
9/16	at Minnesota Vikings	LOUISIANA SUPERDOME	L	3-32	56,272
9/23	PHOENIX CARDINALS	Metrodome	W	28-7	61,110
10/7	at Atlanta Falcons	Atlanta-Fulton County Stadium	L	27-28	57,401
10/14	CLEVELAND BROWNS	LOUISIANA SUPERDOME	W	25-20	68,608
10/21	at Houston Oilers	Astrodome	L	10-23	57,908
10/28	DETROIT LIONS	LOUISIANA SUPERDOME	L	10-27	64,368
11/4	at Cincinnati Bengals	Riverfront Stadium	W	21-7	60,067
11/11	TAMPA BAY BUCCANEERS	LOUISIANA SUPERDOME	W	35-7	67,865
11/18	at Washington Redskins	R.F.K. Stadium	L	17-31	52,573
11/25	ATLANTA FALCONS	LOUISIANA SUPERDOME	W	10-7	68,629
12/2	at Dallas Cowboys	Texas Stadium	W	13-17	60,087
12/9	at L.A. Rams	Anaheim Stadium	W	24-20	56,864
12/16	PITTSBURGH STEELERS	LOUISIANA SUPERDOME	L	6-9	68,582
12/23	at San Francisco 49ers	Candlestick Park	W	13-10	60,112
12/31	L.A. RAMS - MN	LOUISIANA SUPERDOME	W	20-17	68,647
				274-275	997,722
		NFC Wild Card Playoff			
1/6	at Chicago Bears	Soldier Field	L	6-16	60,767

1991: 11-5 (1st-NFC West)

9/1	SEATTLE SEAHAWKS	Head Coach: Jim Mora	W	27-24	68,492
9/8	at Kansas City Chiefs	LOUISIANA SUPERDOME	W	17-10	74,816
9/15	L.A. RAMS - SN	LOUISIANA SUPERDOME	W	24-7	68,583

9/22	MINNESOTA VIKINGS	LOUISIANA SUPERDOME	W	26-0	68,591
9/29	at Atlanta Falcons	Atlanta-Fulton County Stadium	W	27-6	56,556
10/13	at Philadelphia Eagles	Veterans Stadium	W	13-6	64,224
10/20	TAMPA BAY BUCCANEERS	LOUISIANA SUPERDOME	W	23-7	68,591
10/27	CHICAGO BEARS	LOUISIANA SUPERDOME	L	17-20	68,591
11/3	at L.A. Rams	Anaheim Stadium	W	24-17	58,713
11/10	SAN FRANCISCO 49ERS	LOUISIANA SUPERDOME	W	10-3	68,591
11/17	at San Diego Chargers	Jack Murphy Stadium	L	21-24	48,420
11/24	ATLANTA FALCONS - SN	LOUISIANA SUPERDOME	L	20-23 OT	68,591
12/1	at San Francisco 49ers	Candlestick Park	L	24-38	62,092
12/8	at Dallas Cowboys	Texas Stadium	L	14-23	64,530
12/16	L.A. RAIDERS - MN	LOUISIANA SUPERDOME	W	27-0	68,625
12/22	at Phoenix Cardinals	Sun Devil Stadium	W	27-3	30,928
				341-211	1,008,934
		NFC Wild Card Playoff			
12/28	ATLANTA FALCONS	LOUISIANA SUPERDOME	L	20-27	68,794

1992: 12-4 (2nd-NFC West)

9/6	at Philadelphia Eagles	Head Coach: Jim Mora	L	13-15	63,513
9/13	CHICAGO BEARS	Veterans Stadium	W	28-6	68,591
9/20	at Atlanta Falcons	LOUISIANA SUPERDOME	W	10-7	67,328
9/27	SAN FRANCISCO 49ERS - SN	Georgia Dome	L	10-16	68,591
10/4	at Detroit Lions	LOUISIANA SUPERDOME	W	13-7	66,971
10/11	L.A. RAMS - SN	LOUISIANA SUPERDOME	W	13-10	68,591
10/18	at Phoenix Cardinals	Sun Devil Stadium	W	30-21	27,735
11/1	TAMPA BAY BUCCANEERS	LOUISIANA SUPERDOME	W	23-21	68,591
11/8	at New England Patriots	Foxboro Stadium	W	31-14	45,413
11/15	at San Francisco 49ers	Candlestick Park	L	20-21	64,895
11/23	WASHINGTON REDSKINS - MN	LOUISIANA SUPERDOME	W	20-3	68,591
11/29	MIAMI DOLPHINS	LOUISIANA SUPERDOME	W	24-13	68,591
12/3	ATLANTA FALCONS - TN	LOUISIANA SUPERDOME	W	22-14	68,591
12/13	at L.A. Rams	Anaheim Stadium	W	37-14	47,355
12/20	BUFFALO BILLS	LOUISIANA SUPERDOME	L	16-20	68,591
12/26	at N.Y. Jets - SAT	Giants Stadium	W	20-0	45,614
				330-202	977,552
		NFC Wild Card Playoff			
1/3	PHILADELPHIA EAGLES	LOUISIANA SUPERDOME	L	20-36	68,893

1993: 8-8 (4th-NFC West)

9/12	HOUSTON OILERS - SN	Head Coach: Jim Mora	W	33-21	69,029
9/15	at Atlanta Falcons	LOUISIANA SUPERDOME	W	34-31	64,287
9/19	DETROIT LIONS	Georgia Dome	W	14-3	69,039
9/26	SAN FRANCISCO 49ERS	LOUISIANA SUPERDOME	W	16-13	69,041
10/3	at L.A. Rams	Anaheim Stadium	W	37-6	50,709
10/17	at Pittsburgh Steelers	Three Rivers Stadium	L	14-37	56,056
10/24	ATLANTA FALCONS	LOUISIANA SUPERDOME	L	15-26	69,043
10/31	at Phoenix Cardinals	Sun Devil Stadium	W	20-17	36,778
11/14	GREEN BAY PACKERS	LOUISIANA SUPERDOME	L	17-19	69,043
11/22	at San Francisco 49ers - MN	Candlestick Park	L	7-42	66,500
11/28	at Minnesota Vikings	Metrodome	W	17-14	53,030
12/5	at Cleveland Browns	Municipal Stadium	W	13-17	60,388
12/12	L.A. RAMS	LOUISIANA SUPERDOME	L	20-23	69,033
12/20	N.Y. GIANTS - MN	LOUISIANA SUPERDOME	L	14-24	69,036
12/26	at Philadelphia Eagles	Veterans Stadium	L	26-37	50,085
1/2	CINCINNATI BENGALS	LOUISIANA SUPERDOME	W	20-13	58,036
				317-343	979,133

1994: 7-9 (2nd-NFC West)

9/4	KANSAS CITY CHIEFS	Head Coach: Jim Mora	L	17-30	69,362
9/11	WASHINGTON REDSKINS	LOUISIANA SUPERDOME	L	24-38	58,049
9/18	at Tampa Bay Buccaneers	Tampa Stadium	W	9-7	45,522
9/25	at San Francisco 49ers	Candlestick Park	L	13-24	63,971
10/2	N.Y. GIANTS	LOUISIANA SUPERDOME	W	27-22	55,076
10/9	at Chicago Bears	Soldier Field	L	7-17	63,822
10/16	SAN DIEGO CHARGERS	LOUISIANA SUPERDOME	L	22-36	50,565
10/23	L.A. RAMS	LOUISIANA SUPERDOME	W	37-34	47,908

SEASON RESULTS (1995-97)

11/6	at Minnesota Vikings	Metrodome	L	20-21	57,564
11/13	ATLANTA FALCONS	LOUISIANA SUPERDOME	W	33-32	60,313
11/20	at L.A. Raiders	L.A. Memorial Coliseum	L	19-24	41,722
11/28	SAN FRANCISCO 49ERS - MN	LOUISIANA SUPERDOME	L	14-35	61,304
12/4	at L.A. Rams	Anaheim Stadium	W	31-15	34,960
12/11	at Atlanta Falcons - SN	Georgia Dome	W	29-20	61,307
12/19	DALLAS COWBOYS - MN	LOUISIANA SUPERDOME	L	16-24	67,323
12/24	at Denver Broncos - SAT	Mile High Stadium	W	30-28	64,445
				348-407	903,213

1995: 7-9 (5th-NFC West)

9/3	SAN FRANCISCO 49ERS	LOUISIANA SUPERDOME	L	22-24	66,627
9/10	at St. Louis Rams	Busch Stadium	L	13-17	59,335
9/17	ATLANTA FALCONS	LOUISIANA SUPERDOME	L	24-27	57,442
9/24	at N.Y. Giants	Giants Stadium	L	29-45	72,619
10/1	PHILADELPHIA EAGLES	LOUISIANA SUPERDOME	L	10-15	43,938
10/15	MIAMI DOLPHINS	LOUISIANA SUPERDOME	W	33-30	55,628
10/22	at Carolina Panthers	Clemson Memorial Stadium	L	3-20	55,484
10/29	at San Francisco 49ers	3Com Park	W	11-7	65,272
11/5	ST. LOUIS RAMS	LOUISIANA SUPERDOME	W	19-10	43,120
11/12	INDIANAPOLIS COLTS	LOUISIANA SUPERDOME	W	17-14	44,122
11/19	at Minnesota Vikings	Metrodome	L	24-43	58,108
11/26	CAROLINA PANTHERS - SN	LOUISIANA SUPERDOME	W	34-26	39,580
12/3	at New England Patriots	Foxboro Stadium	W	31-17	59,876
12/10	at Atlanta Falcons	Georgia Dome	L	14-19	54,603
12/16	GREEN BAY PACKERS - SAT	LOUISIANA SUPERDOME	L	23-34	50,132
12/24	at N.Y. Jets	Giants Stadium	W	12-0	28,885
				319-348	854,771

1996: 3-13 (5th-NFC West)

Head Coaches: Jim Mora (8 games, 2-6) & Rick Venturi (8 games, 1-7)					
9/1	at San Francisco 49ers	3Com Park	L	11-27	63,970
9/8	CAROLINA PANTHERS	LOUISIANA SUPERDOME	L	20-22	43,288
9/15	at Cincinnati Bengals	Riverfront Stadium	L	15-30	45,412
9/22	ARIZONA CARDINALS	LOUISIANA SUPERDOME	L	14-28	34,316
9/29	at Baltimore Ravens	Memorial Stadium	L	10-17	61,063
10/6	JACKSONVILLE JAGUARS	LOUISIANA SUPERDOME	W	17-13	34,231
10/13	CHICAGO BEARS	LOUISIANA SUPERDOME	W	27-24	43,512
10/20	at Carolina Panthers	Ericsson Stadium	L	7-19	70,888
11/3	SAN FRANCISCO 49ERS - SN	LOUISIANA SUPERDOME	L	17-24	53,297
11/10	HOUSTON OILERS	LOUISIANA SUPERDOME	L	14-31	34,121
11/17	at Atlanta Falcons	Georgia Dome	L	15-17	43,119
11/24	at Tampa Bay Buccaneers	Houlihan's Stadium	L	7-13	40,203
12/1	ST. LOUIS RAMS	LOUISIANA SUPERDOME	L	10-26	26,310
12/8	ATLANTA FALCONS	LOUISIANA SUPERDOME	L	15-31	32,923
12/15	at N.Y. Giants	Giants Stadium	W	17-3	52,530
12/21	at St. Louis Rams	Trans World Dome	L	13-14	57,681
				229-339	736,864

1997: 6-10 (4th-NFC West)

Head Coach: Mike Ditka					
8/31	at St. Louis Rams	Trans World Dome	L	24-38	64,575
9/7	SAN DIEGO CHARGERS	LOUISIANA SUPERDOME	L	6-20	65,760
9/14	at San Francisco 49ers	3Com Park	L	7-33	61,838
9/21	DETROIT LIONS	LOUISIANA SUPERDOME	W	35-17	50,016
9/28	at N.Y. Giants	Giants Stadium	W	9-14	68,891
10/5	at Chicago Bears - SN	Soldier Field	L	20-17	58,865
10/12	ATLANTA FALCONS	LOUISIANA SUPERDOME	L	17-23	65,619
10/19	CAROLINA PANTHERS	LOUISIANA SUPERDOME	L	0-13	50,963
10/26	SAN FRANCISCO 49ERS	LOUISIANA SUPERDOME	L	0-23	60,443
11/9	at Oakland Raiders	Oakland Coliseum	W	13-10	40,091
11/16	SEATTLE SEAHAWKS	LOUISIANA SUPERDOME	W	20-17	50,493
11/23	at Atlanta Falcons	Georgia Dome	L	3-20	48,620
11/30	at Carolina Panthers	Ericsson Stadium	W	16-13	57,957
12/7	ST. LOUIS RAMS	LOUISIANA SUPERDOME	L	27-34	54,803
12/14	ARIZONA CARDINALS	LOUISIANA SUPERDOME	W	27-10	45,517
12/21	at Kansas City Chiefs	Arrowhead Stadium	L	13-25	66,772
				237-327	911,223

SEASON RESULTS (1998-00)

1998: 6-10 (3rd-NFC West)

Head Coach: Mike Ditka					
9/6	at St. Louis Rams	Trans World Dome	W	24-17	56,943
9/13	CAROLINA PANTHERS	LOUISIANA SUPERDOME	W	19-14	51,915
9/27	at Indianapolis Colts	RCA Dome	W	19-13	48,480
10/4	NEW ENGLAND PATRIOTS	LOUISIANA SUPERDOME	L	27-30	56,172
10/11	SAN FRANCISCO 49ERS	LOUISIANA SUPERDOME	L	0-31	62,811
10/18	at Atlanta Falcons	Georgia Dome	L	23-31	60,774
10/25	TAMPA BAY BUCCANEERS	LOUISIANA SUPERDOME	W	9-3	52,695
11/1	at Carolina Panthers	Ericsson Stadium	L	17-31	62,514
11/8	at Minnesota Vikings	Metrodome	L	24-31	63,779
11/15	ST. LOUIS RAMS	LOUISIANA SUPERDOME	W	24-3	46,430
11/22	at San Francisco 49ers - SN	3Com Park	L	20-31	68,429
11/29	at Miami Dolphins	Pro Player Stadium	L	10-30	73,216
12/6	DALLAS COWBOYS	LOUISIANA SUPERDOME	W	22-3	65,065
12/13	ATLANTA FALCONS	LOUISIANA SUPERDOME	L	17-27	61,678
12/20	at Arizona Cardinals	Sun Devil Stadium	L	17-19	51,617
12/27	BUFFALO BILLS	LOUISIANA SUPERDOME	L	33-45	39,707
				305-359	922,225

1999: 3-13 (5th-NFC West)

Head Coach: Mike Ditka					
9/12	CAROLINA PANTHERS	LOUISIANA SUPERDOME	W	19-10	58,166
9/19	at San Francisco 49ers	3Com Park	L	21-28	67,685
10/3	at Chicago Bears	Soldier Field	L	10-14	66,944
10/10	ATLANTA FALCONS	LOUISIANA SUPERDOME	L	17-20	57,289
10/17	TENNESSEE TITANS	LOUISIANA SUPERDOME	L	21-24	51,875
10/24	at N.Y. Giants	Giants Stadium	L	3-31	77,982
10/31	CLEVELAND BROWNS	LOUISIANA SUPERDOME	L	16-21	48,817
11/7	TAMPA BAY BUCCANEERS	LOUISIANA SUPERDOME	L	16-31	47,129
11/14	SAN FRANCISCO 49ERS	LOUISIANA SUPERDOME	W	24-6	52,198
11/21	at Jacksonville Jaguars - SN	ALLTEL Stadium	L	23-41	69,772
11/28	at St. Louis Rams	Trans World Dome	L	12-43	65,864
12/5	at Atlanta Falcons	Georgia Dome	L	12-35	62,568
12/12	ST. LOUIS RAMS	LOUISIANA SUPERDOME	L	14-30	46,838
12/19	at Baltimore Ravens	PSINet Stadium	L	8-31	67,597
12/24	DALLAS COWBOYS - FR	LOUISIANA SUPERDOME	W	31-24	47,835
12/31	at Carolina Panthers	Ericsson Stadium	L	13-45	56,929
				260-434	945,488

2000: 10-6 (1st-NFC West)

Head Coach: Jim Haslett					
9/3	DETROIT LIONS	LOUISIANA SUPERDOME	L	10-14	64,900
9/10	at San Diego Chargers	Qualcomm Stadium	W	28-27	51,300
9/17	at Seattle Seahawks	Husky Stadium	L	10-20	59,513
9/24	PHILADELPHIA EAGLES	LOUISIANA SUPERDOME	L	7-21	64,900
10/8	at Chicago Bears	Soldier Field	W	31-10	66,944
10/15	CAROLINA PANTHERS	LOUISIANA SUPERDOME	W	24-6	50,015
10/22	at Atlanta Falcons	Georgia Dome	W	21-19	56,508
10/29	at Arizona Cardinals	Sun Devil Stadium	W	21-10	35,016
11/5	SAN FRANCISCO 49ERS	LOUISIANA SUPERDOME	W	31-15	64,900
11/12	at Carolina Panthers	Ericsson Stadium	W	20-10	72,981
11/19	OAKLAND RAIDERS	LOUISIANA SUPERDOME	L	22-31	64,900
11/26	at St. Louis Rams	Trans World Dome	W	31-24	66,064
12/3	DENVER BRONCOS	LOUISIANA SUPERDOME	L	23-38	64,900
12/10	at San Francisco 49ers	3Com Park	W	31-27	67,892
12/17	ATLANTA FALCONS	LOUISIANA SUPERDOME	W	23-7	64,900
12/24	ST. LOUIS RAMS	LOUISIANA SUPERDOME	L	21-26	64,900
				354-305	980,533
NFC Wild Card Playoff					
12/30	ST. LOUIS RAMS	LOUISIANA SUPERDOME	W	31-28	64,900
NFC Divisional Playoff					
1/6	at Minnesota Vikings	Metrodome	L	16-34	63,881

SEASON RESULTS (2001-03)

2001: 7-9 (3rd-NFC West)

9/9	at Buffalo Bills	W	24-6	71,447
9/30	at N.Y. Giants	L	13-21	78,451
10/7	MINNESOTA VIKINGS	W	28-15	70,020
10/14	at Carolina Panthers	W	27-25	72,049
10/21	ATLANTA FALCONS	L	13-20	70,020
10/28	at St. Louis Rams	W	34-31	66,189
11/4	N.Y. JETS - SN	L	9-16	70,020
11/11	at San Francisco 49ers	L	27-28	68,083
11/18	INDIANAPOLIS COLTS	W	34-20	70,020
11/25	at New England Patriots	L	17-34	60,292
12/2	CAROLINA PANTHERS	W	27-23	70,020
12/9	at Atlanta Falcons	W	28-10	68,826
12/17	ST. LOUIS RAMS - MN	L	21-34	70,332
12/23	at Tampa Bay Buccaneers	L	21-48	65,526
12/30	WASHINGTON REDSKINS - SN	L	10-40	70,020
1/6	SAN FRANCISCO 49ERS	L	0-38	70,020
			294-284	1,111,335

2002: 9-7 (3rd-NFC South)

9/8	at Tampa Bay Buccaneers	W	26-20	65,554
9/15	GREEN BAY PACKERS	W	35-20	67,958
9/22	at Chicago Bears	W	29-23	63,216
9/29	at Detroit Lions	L	21-26	60,023
10/6	PITTSBURGH STEELERS	W	32-29	67,734
10/13	at Washington Redskins	W	43-27	80,768
10/20	SAN FRANCISCO 49ERS	W	35-27	67,903
10/27	ATLANTA FALCONS	L	35-37	67,883
11/10	at Carolina Panthers	W	34-24	72,566
11/17	at Atlanta Falcons	W	17-24	70,382
11/24	CLEVELAND BROWNS	L	15-24	68,295
12/1	TAMPA BAY BUCCANEERS - SN	W	23-20	68,226
12/8	at Baltimore Ravens	W	37-25	69,334
12/15	MINNESOTA VIKINGS	L	31-32	67,851
12/22	at Cincinnati Bengals	L	13-20	43,544
12/29	CAROLINA PANTHERS	L	6-10	66,946
			432-388	1,068,183

2003: 8-8 (2nd-NFC South)

9/7	at Seattle Seahawks	L	10-27	65,554
9/14	HOUSTON TEXANS	W	31-10	68,390
9/21	at Tennessee Titans	L	12-27	68,809
9/28	INDIANAPOLIS COLTS - SN	L	21-55	70,020
10/5	at Carolina Panthers	L	13-19	72,296
10/12	CHICAGO BEARS	W	20-13	68,390
10/19	at Atlanta Falcons	W	45-17	70,837
10/26	CAROLINA PANTHERS	L	20-23 (OT)	68,370
11/2	at Tampa Bay Buccaneers	W	17-14	65,524
11/16	ATLANTA FALCONS	W	23-20 (OT)	68,432
11/23	at Philadelphia Eagles	L	20-33	67,802
11/30	at Washington Redskins	W	24-20	76,821
12/7	TAMPA BAY BUCCANEERS	I	7-14	68,442
12/14	NEW YORK GIANTS - SN	W	45-7	68,399
12/21	at Jacksonville Jaguars	L	19-20	49,207
12/28	DALLAS COWBOYS	W	13-7	68,451
			340-326	1,085,744

! worth noting



OFFENSIVE ASSAULT: Team and Individual Offensive Records set since 2000

TEAM RECORDS (9)

MOST POINTS SCORED IN SEASON: 432 points, 2002 (Point totals from all four season rank in the club's all-time top 10)

MOST TOUCHDOWNS, SEASON: 49, 2002

MOST TOUCHDOWNS PASSING, SEASON: 27, 2001

MOST TWO-POINT CONVERSIONS, SEASON: 4, 2002

MOST THIRD-DOWN CONVERSIONS, SEASON: 106, 2003

BEST THIRD-DOWN CONVERSION RATE, SEASON: 46.3, 2003

FEWEST INTERCEPTIONS, SEASON: 8, 2003

HIGHEST AVERAGE PER RUSH, SEASON: 4.5, 2003 (tied with 1979)

MOST PASSING ATTEMPTS, SEASON: 593, 2002

INDIVIDUAL RECORDS (25)

MOST POINTS SCORED IN SEASON: 130 points, 2002 K John Carney

MOST POINTS, GAME: 24, WR Joe Horn, 2004

MOST TOUCHDOWNS, GAME: 4, WR Joe Horn, 2004

FIELD GOALS MADE IN SEASON: 31, 2002 K John Carney

FIELD GOALS MADE IN GAME: 5, 2001 K John Carney twice, tied with many

100-YARD RUSHING YARDS, CAREER: 17, RB Deuce McAllister, 2002-03

100-YARD RUSHING GAMES, SEASON: 9, 2003 RB Deuce McAllister, tied

CONSECUTIVE 100-YARD RUSHING GAMES: 9, 2003 RB Deuce McAllister

TOUCHDOWNS RUSHING, SEASON: 13, 2002 RB Deuce McAllister, tied

MOST TOUCHDOWNS RUSHING, GAME: 3, RB Deuce McAllister twice, tied

MOST YARDS FROM SCRIMMAGE, SEASON: 2,157, 2003 RB Deuce McAllister

MOST YARDS FROM SCRIMMAGE, GAME: 237, 2003 RB Deuce McAllister

BEST TD/INTERCEPTION DIFFERENTIAL, SEASON: 16, 2003 QB Aaron Brooks

MOST PASSING YARDS, GAME: 441, QB Aaron Brooks, 2000

MOST RUSHING YARDS FOR A QB, GAME: 108, QB Aaron Brooks, 2000

HIGHEST PASSER RATING, CAREER: 82.1, QB Aaron Brooks, 2000-04

MOST RECEPTIONS, SEASON: 94, 2000 (WR Joe Horn)

MOST RECEIVING YARDS, SEASON: 1,340, 2000 (WR Joe Horn)

MOST 100-YARD RECEIVING GAMES, CAREER: 19, 2000-2003 (WR Joe Horn)

MOST 100-YARD RECEIVING GAMES, SEASON: 6, (WR Joe Horn, 2002)

MOST TOUCHDOWN CATCHES, GAME: 4, (WR Joe Horn, 2003)

CONSECUTIVE GAMES WITH A TOUCHDOWN CATCH: 4, (WR Joe Horn, 2003, WRs Jerome Pathon and Donte' Stallworth, 2002; Horn, 2001)

MOST TOUCHDOWN RECEPTIONS, SEASON: 10, (WR Joe Horn, 2003)

MOST TD RECEPTIONS FOR A ROOKIE: 8, (WR Donte' Stallworth, 2002)

ORGANIZATION

PLAYERS

REVIEW

RECORDS

HISTORY

SPECIFICS

ORGANIZATION

PLAYERS

REVIEW

RECORDS

HISTORY

SPECIFICS

SERIES RECORDS

REGULAR SEASON (Home games in bold>)

Arizona Cardinals (11-12-0)

Date	W/L	Score	Site	Attendance
12/3/67	L	20-31	Busch Stadium	41,171
9/29/68	L	20-21	Tulane Stadium	79,021
10/27/68	L	17-31	Busch Stadium	45,476
11/2/69	W	51-42	Busch Stadium	46,718
10/11/70	L	17-24	Busch Stadium	45,294
12/28/74	W	14-0	Tulane Stadium	57,152
10/23/77	L	31-49	Busch Stadium	48,417
10/5/80	L	7-40	Louisiana Superdome	45,388
12/6/81	L	3-30	Busch Stadium	46,923
9/12/82	L	7-21	Louisiana Superdome	58,673
9/4/83	W	28-17	Louisiana Superdome	60,430
9/23/84	W	34-24	Louisiana Superdome	58,723
12/8/85	L	16-28	Busch Stadium	29,527
11/16/86	W	16-7	Busch Stadium	32,069
10/11/87	L	19-24	Busch Stadium	11,795
9/23/90	W	28-7	Louisiana Superdome	61,110
12/22/91	W	27-3	Sun Devil Stadium	30,928
10/18/92	W	30-21	Sun Devil Stadium	27,735
10/31/93	W	20-17	Sun Devil Stadium	36,778
9/22/96	L	14-28	Louisiana Superdome	34,316
12/14/97	W	27-10	Louisiana Superdome	45,517
12/20/98	L	17-19	Sun Devil Stadium	51,617
10/29/00	W	21-10	Sun Devil Stadium	35,016

Atlanta Falcons (30-39-0)

11/26/67	W	27-24	Tulane Stadium	83,437
12/7/69	L	17-45	Atlanta-Fulton County	51,021
9/20/70	L	3-14	Tulane Stadium	77,042
10/25/70	L	14-32	Atlanta-Fulton County	58,850
10/24/71	L	6-28	Atlanta-Fulton County	58,850
12/19/71	L	20-24	Tulane Stadium	75,954
10-15/72	L	14-21	Tulane Stadium	66,294
11/12/72	L	20-36	Atlanta-Fulton County	58,850
9/16/73	L	7-62	Tulane Stadium	66,428
12/16/73	L	10-14	Atlanta-Fulton County	34,147
9/29/74	W	14-13	Tulane Stadium	62,273
10/20/74	W	13-3	Atlanta-Fulton County	47,217
10/5/75	L	7-14	Atlanta-Fulton County	29,444
11/2/75	W	23-7	Louisiana Superdome	49,342
10/10/76	W	30-0	Louisiana Superdome	51,521
10/31/76	L	20-23	Atlanta-Fulton County	34,127
11/20/77	W	21-20	Louisiana Superdome	43,135
12/18/77	L	7-35	Atlanta-Fulton County	36,895
11/12/78	L	17-20	Louisiana Superdome	70,323
11/26/78	L	17-20	Atlanta-Fulton County	55,121
9/2/79	L	34-40	Louisiana Superdome	70,940
11/25/79	W	37-6	Atlanta-Fulton County	42,815
10/19/80	L	14-41	Louisiana Superdome	62,651
11/16/80	L	13-31	Atlanta-Fulton County	53,871
9/6/81	L	0-27	Atlanta-Fulton County	57,406
11/1/81	L	10-41	Louisiana Superdome	63,637
12/12/82	L	0-35	Atlanta-Fulton County	39,535
1/2/83	W	35-6	Louisiana Superdome	47,336
10/9/83	W	19-17	Atlanta-Fulton County	51,654
11/6/83	W	27-10	Louisiana Superdome	67,062
9/2/84	L	28-36	Louisiana Superdome	66,652
11/11/84	W	17-13	Atlanta-Fulton County	40,590
10/20/85	L	24-31	Atlanta-Fulton County	44,784
12/22/85	L	10-16	Louisiana Superdome	37,717
9/7/86	L	10-31	Louisiana Superdome	67,950
12/14/86	W	14-9	Atlanta-Fulton County	39,994
11/1/87	W	38-0	Atlanta-Fulton County	42,196
9/11/88	W	29-21	Atlanta-Fulton County	48,901
12/18/88	W	10-9	Louisiana Superdome	60,566
10/29/89	W	20-13	Louisiana Superdome	65,153
11/19/89	W	26-17	Atlanta-Fulton County	53,173
10/7/90	L	27-28	Atlanta-Fulton County	57,401
11/25/90	W	10-7	Louisiana Superdome	68,629
9/29/91	W	27-6	Atlanta-Fulton County	56,556
11/24/91	L	20-23	ot Louisiana Superdome	68,591
9/20/92	W	10-7	Georgia Dome	67,328

12/3/92	W	22-14	Louisiana Superdome	68,591
9/12/93	W	34-31	Georgia Dome	64,287
10/24/93	L	15-26	Louisiana Superdome	69,043
11/13/94	W	33-32	Louisiana Superdome	60,313
12/11/94	W	29-20	Georgia Dome	61,307
9/17/95	L	24-27	ot Louisiana Superdome	57,442
12/10/95	L	14-19	Georgia Dome	54,605
11/17/96	L	15-17	Georgia Dome	43,119
12/8/96	L	15-31	Louisiana Superdome	32,923
10/12/97	L	17-23	Louisiana Superdome	65,619
11/23/97	L	3-20	Georgia Dome	48,620
10/18/98	L	23-31	Georgia Dome	60,774
12/13/98	L	17-27	Louisiana Superdome	61,678
10/10/99	L	17-20	Louisiana Superdome	57,289
12/5/99	L	12-35	Georgia Dome	62,568
10/22/00	W	21-19	Georgia Dome	56,500
12/17/00	W	23-7	Louisiana Superdome	64,900
10/21/01	L	13-20	Louisiana Superdome	70,020
12/9/01	W	28-10	Georgia Dome	68,320
10/27/02	L	35-37	Louisiana Superdome	67,883
11/17/02	L	17-24	Georgia Dome	70,382
10/19/03	L	45-17	Georgia Dome	70,837
11/16/03	W	23-20	ot Louisiana Superdome	68,432

Baltimore Ravens (1-2-0)

9/29/96	L	10-17	Memorial Stadium	61,063
12/19/99	L	8-31	PSINet Stadium	67,597
12/8/02	W	37-25	Ravens Stadium	69,334

Buffalo Bills (3-4-0)

11/4/73	W	13-0	Tulane Stadium	74,770
9/21/80	L	26-35	Louisiana Superdome	51,154
10/30/83	L	21-27	Rich Stadium	49,413
12/10/89	W	22-19	Rich Stadium	70,037
12/20/92	L	16-20	Louisiana Superdome	68,591
12/27/98	L	33-45	Louisiana Superdome	39,707
9/9/01	W	24-6	Ralph Wilson Stadium	71,447

Carolina Panthers (9-9-0)

10/22/95	L	3-20	Clemson Memorial St.	55,494
11/26/95	W	34-26	Louisiana Superdome	39,580
9/8/96	L	20-22	Louisiana Superdome	43,288
10/20/96	L	7-19	Ericsson Stadium	70,888
10/19/97	L	0-13	Louisiana Superdome	50,963
11/30/97	W	16-13	Ericsson Stadium	57,957
9/13/98	W	19-14	Louisiana Superdome	51,915
11/1/98	L	17-31	Ericsson Stadium	62,514
9/12/99	W	19-10	Louisiana Superdome	58,166
1/2/00	L	13-45	Ericsson Stadium	56,920
10/15/00	W	24-6	Louisiana Superdome	50,015
11/12/00	W	20-10	Ericsson Stadium	72,981
10/14/01	W	27-25	Ericsson Stadium	72,044
12/2/01	W	27-23	Louisiana Superdome	70,020
11/10/02	W	34-24	Ericsson Stadium	72,596
12/29/02	L	6-10	Louisiana Superdome	66,946
10/5/03	L	13-19	Ericsson Stadium	72,496
10/26/03	L	20-23	ot Louisiana Superdome	68,370

Chicago Bears (11-10-0)

12/1/68	L	17-23	Tulane Stadium	78,285
12/20/70	L	3-24	Tulane Stadium	63,518
10/10/71	L	14-35	Soldier Field	55,040
10/7/73	W	21-16	Tulane Stadium	56,561
10/6/74	L	10-24	Soldier Field	45,810
12/21/75	L	17-42	Louisiana Superdome	33,371
10/2/77	W	42-24	Soldier Field	51,488
9/14/80	L	3-22	Soldier Field	62,527
9/19/82	W	10-0	Soldier Field	56,800

11/8/83	W	34-31	ot Louisiana Superdome	64,692
11/8/84	L	7-20	Soldier Field	53,752
11/8/87	W	19-17	Soldier Field	46,813
10/27/91	L	17-20	Louisiana Superdome	68,591
11/3/92	W	28-6	Louisiana Superdome	68,591
10/9/94	L	7-17	Soldier Field	63,822
10/13/96	W	27-24	Louisiana Superdome	43,512
10/3/97	W	20-17	Soldier Field	58,865
11/3/99	L	10-14	Soldier Field	66,944
10/8/00	W	31-10	Soldier Field	66,944
12/2/02	W	29-23	Memorial Stadium (Champaign, Ill.)	63,216
11/2/03	W	20-13	Louisiana Superdome	68,390

Cincinnati Bengals (5-5-0)

10/29/70	L	6-26	Riverfront Stadium	59,342
12/8/75	L	0-21	Louisiana Superdome	52,531
12/4/78	W	20-18	Riverfront Stadium	40,455
10/25/81	L	17-7	Louisiana Superdome	46,336
12/9/84	L	21-24	Louisiana Superdome	40,855
10/28/87	W	41-24	Riverfront Stadium	43,424
11/4/90	W	21-7	Riverfront Stadium	60,067
12/9/94	W	20-13	Louisiana Superdome	58,036
11/5/96	L	15-30	Riverfront Stadium	45,412
12/2/02	L	13-20	Paul Brown Stadium	43,544

Cleveland Browns (3-11-0)

10/1/67	L	7-42	Tulane Stadium	77,045
11/5/68	L	10-24	Tulane Stadium	74,215
11/10/68	L	17-35	Municipal Stadium	71,025
10/12/69	L	17-27	Tulane Stadium	71,274
12/12/71	L	17-21	Tulane Stadium	72,794
11/30/75	L	16-17	Municipal Stadium	44,753
10/6/78	L	16-24	Louisiana Superdome	50,158
11/18/81	L	17-20	Municipal Stadium	76,059
12/8/84	L	16-14	Municipal Stadium	52,489
11/3/87	W	28-21	Louisiana Superdome	59,900
11/14/90	W	25-20	Louisiana Superdome	68,608
11/5/93	L	13-17	Municipal Stadium	60,388
10/21/99	L	16-21	Louisiana Superdome	48,817
12/24/02	L	15-24	Louisiana Superdome	68,295

Dallas Cowboys (6-14-0)

11/5/67	L	10-14	Cotton Bowl	64,128
10/12/67	L	10-27	Tulane Stadium	83,437
10/3/68	L	3-17	Tulane Stadium	84,728
12/8/69	L	17-21	Tulane Stadium	79,567
11/9/69	L	17-33	Cotton Bowl	68,282
10/17/71	W	24-14	Tulane Stadium	83,088
12/4/73	L	3-40	Texas Stadium	52,715
11/9/76	L	6-24	Louisiana Superdome	61,413
11/9/78	L	7-27	Texas Stadium	57,920
11/9/82	L	7-21	Texas Stadium	64,506
12/5/83	L	20-21	Texas Stadium	62,136
12/1/84	L	27-30	ot Texas Stadium	50,966
10/28/88	W	20-17	Louisiana Superdome	68,474
11/0/89	W	28-0	Louisiana Superdome	66,977
11/2/90	L	13-17	Texas Stadium	60,087
12/8/91	L	14-23	Texas Stadium	64,530
12/19/94	L	16-24	Louisiana Superdome	67,323
10/6/98	W	22-3	Louisiana Superdome	

Kansas City Chiefs (3-4-0)

9/25/72	L	17-20	Tulane Stadium	70,793
9/26/76	W	27-17	Arrowhead Stadium	53,918
11/21/82	W	27-17	Louisiana Superdome	39,341
9/8/85	L	27-47	Louisiana Superdome	57,760
9/8/91	W	17-10	Arrowhead Stadium	74,816
9/4/94	L	17-30	Louisiana Superdome	69,362
12/21/97	L	13-25	Arrowhead Stadium	66,772

Miami Dolphins (3-5-0)

11/15/70	L	10-21	Orange Bowl	42,866
11/10/74	L	0-21	Tulane Stadium	74,289
9/28/80	L	16-21	Orange Bowl	40,946
10/2/83	W	17-7	Louisiana Superdome	66,489
12/7/86	L	27-31	Louisiana Superdome	64,761
11/29/92	W	24-13	Louisiana Superdome	68,591
10/15/95	W	33-30	Louisiana Superdome	55,628
11/29/98	L	10-30	Pro Player Stadium	73,216

Minnesota Vikings (7-15-0)

10/13/68	W	20-17	Tulane Stadium	71,105
9/27/70	L	0-26	Metropolitan Stadium	47,900
11/21/71	L	10-23	Tulane Stadium	83,130
11/5/72	L	6-37	Metropolitan Stadium	49,784
12/1/74	L	9-29	Metropolitan Stadium	44,202
11/16/75	L	7-20	Louisiana Superdome	52,765
9/12/76	L	9-40	Louisiana Superdome	58,156
9/3/78	W	31-24	Louisiana Superdome	54,187
11/30/80	L	20-23	Louisiana Superdome	30,936
11/15/81	L	10-20	Metropolitan Stadium	45,215
11/27/83	W	17-16	Louisiana Superdome	59,502
11/24/85	W	30-23	Metrodome	54,117
12/21/86	L	17-33	Metrodome	51,209
12/4/88	L	3-45	Metrodome	61,215
9/16/90	L	3-32	Metrodome	56,272
9/22/91	W	26-0	Louisiana Superdome	68,591
11/28/93	W	17-14	Metrodome	53,030
11/6/94	L	20-21	Metrodome	57,564
11/19/95	L	24-43	Metrodome	58,108
11/8/98	L	24-31	Metrodome	63,779
10/7/01	W	28-15	Louisiana Superdome	70,820
12/15/02	L	31-32	Louisiana Superdome	67,851

New England Patriots (3-7-0)

12/10/72	L	10-17	Tulane Stadium	64,889
12/5/76	L	6-27	Schaefer Stadium	53,592
12/21/80	L	27-38	Louisiana Superdome	38,277
12/4/83	L	0-7	Sullivan Stadium	24,579
11/30/86	L	20-21	Louisiana Superdome	58,259
11/12/89	W	28-24	Sullivan Stadium	47,680
11/8/92	W	31-14	Foxboro Stadium	45,413
12/3/95	W	31-17	Foxboro Stadium	59,876
10/4/98	L	27-30	Louisiana Superdome	56,172
11/25/01	L	17-34	Foxboro Stadium	60,292

New York Giants (9-13-0)

10/8/67	L	21-27	Yankee Stadium	62,670
10/6/68	L	21-38	Yankee Stadium	60,967
11/16/69	W	25-24	Yankee Stadium	62,927
10/4/70	W	14-10	Tulane Stadium	69,126
10/8/72	L	21-45	Yankee Stadium	62,507
12/14/75	L	14-28	Shea Stadium	40,150
10/29/78	W	28-17	Louisiana Superdome	58,807
9/30/79	W	24-14	Louisiana Superdome	51,543
9/20/81	L	7-20	Giants Stadium	69,814

12/15/84	W	10-3	Giants Stadium	63,739
10/27/85	L	13-21	Louisiana Superdome	54,082
9/28/86	L	17-20	Giants Stadium	72,769
11/22/87	W	23-14	Louisiana Superdome	67,639
11/27/88	L	12-13	Louisiana Superdome	66,526
12/20/93	L	14-24	Louisiana Superdome	69,036
10/2/94	W	27-22	Louisiana Superdome	55,076
9/24/95	L	29-45	Giants Stadium	72,619
12/15/96	W	17-3	Giants Stadium	52,530
9/28/97	L	9-14	Giants Stadium	68,891
10/24/99	L	3-31	Giants Stadium	77,982
9/30/01	L	13-21	Giants Stadium	78,451
12/14/03	W	45-7	Louisiana Superdome	68,399

New York Jets (4-5-0)

12/3/72	L	17-18	Shea Stadium	62,496
12/4/77	L	13-16	Louisiana Superdome	40,464
12/14/80	W	21-20	Shea Stadium	38,077
11/21/83	L	28-31	Louisiana Superdome	68,606
10/26/86	L	23-28	Giants Stadium	44,246
10/15/89	W	29-14	Louisiana Superdome	59,521
12/26/92	W	20-0	Giants Stadium	45,614
12/24/95	W	12-0	Giants Stadium	28,885
11/4/01	L	9-16	Louisiana Superdome	70,020

Oakland Raiders (3-5-1)

11/7/71	T	21-21	Tulane Stadium	83,102
11/9/75	L	10-48	Oakland Coliseum	51,267
12/3/79	L	35-42	Louisiana Superdome	65,541
10/13/85	L	13-23	L.A. Memorial Col.	48,152
10/23/88	W	20-6	Louisiana Superdome	66,249
12/16/91	W	27-0	Louisiana Superdome	68,625
11/20/94	L	19-24	L.A. Memorial Col.	41,722
11/9/97	W	13-10	Oakland Coliseum	40,091
11/19/00	L	22-31	Louisiana Superdome	64,900

Philadelphia Eagles (8-14-0)

11/5/67	W	31-24	Tulane Stadium	59,596
11/19/67	L	21-48	Franklin Field	60,751
12/8/68	L	17-29	Franklin Field	57,128
10/26/69	L	10-13	Franklin Field	60,568
11/30/69	W	26-17	Tulane Stadium	72,805
10/29/72	W	21-3	Tulane Stadium	65,664
10/27/74	W	14-10	Tulane Stadium	64,257
11/6/77	L	7-28	Veterans Stadium	53,482
9/17/78	L	17-24	Louisiana Superdome	49,242
9/16/79	L	14-26	Louisiana Superdome	54,212
11/9/80	L	21-34	Louisiana Superdome	44,340
10/11/81	L	14-31	Louisiana Superdome	52,728
12/11/83	W	20-17	Veterans Stadium	45,182
10/6/85	W	23-21	Louisiana Superdome	56,364
9/20/87	L	17-27	Veterans Stadium	57,485
12/18/89	W	30-20	Louisiana Superdome	59,218
10/13/91	W	13-6	Veterans Stadium	64,224
9/6/92	L	13-15	Veterans Stadium	63,013
12/26/93	L	26-37	Veterans Stadium	50,085
10/1/95	L	10-15	Louisiana Superdome	43,938
9/24/00	L	7-21	Louisiana Superdome	64,900
11/23/03	L	20-33	Lincoln Financial Field	67,802

Pittsburgh Steelers (6-6-0)

10/29/67	L	10-14	Tulane Stadium	68,911
10/20/68	W	16-12	Pitt Stadium	32,303
12/15/68	W	24-14	Tulane Stadium	66,131
12/21/69	W	27-24	Tulane Stadium	72,256
11/25/74	L	7-28	Tulane Stadium	71,907
11/5/78	L	14-20	Three Rivers Stadium	48,526
10/4/81	L	6-20	Louisiana Superdome	64,578

11/9/84	W	27-24	Louisiana Superdome	66,005
12/9/87	W	20-16	Three Rivers Stadium	47,896
12/16/90	L	6-9	Louisiana Superdome	68,582
11/7/93	L	14-37	Three Rivers Stadium	56,056
10/6/02	W	32-29	Louisiana Superdome	67,734

St. Louis Rams (28-36-0)

11/7/67	L	13-27	Tulane Stadium	80,879
5/6/69	L	17-36	L.A. Memorial Col.	54,789
12/1/70	L	17-30	Tulane Stadium	77,861
12/6/70	L	16-34	L.A. Memorial Col.	66,410
11/9/71	W	24-20	Tulane Stadium	70,915
12/5/71	L	28-45	L.A. Memorial Col.	73,610
11/7/72	L	14-34	L.A. Memorial Col.	66,303
12/26/72	W	19-16	Tulane Stadium	64,325
11/17/73	L	7-29	L.A. Memorial Col.	70,358
12/25/73	L	13-24	Tulane Stadium	67,192
11/17/74	L	0-24	L.A. Memorial Col.	64,178
12/6/75	L	14-38	L.A. Memorial Col.	54,723
12/7/75	L	7-14	Louisiana Superdome	39,958
10/24/76	L	10-16	Louisiana Superdome	51,984
12/28/76	L	14-33	L.A. Memorial Col.	54,906
11/6/77	L	7-14	L.A. Memorial Col.	46,045
10/30/77	W	27-26	Louisiana Superdome	59,023
10/1/78	L	20-26	Louisiana Superdome	61,659
12/27/78	W	10-3	L.A. Memorial Col.	47,574
10/7/79	L	17-35	Louisiana Superdome	68,986
11/16/79	W	29-14	L.A. Memorial Col.	53,779
12/2/80	L	31-45	Anaheim Stadium	59,909
12/24/80	L	7-27	Louisiana Superdome	53,448
11/3/81	W	23-17	Louisiana Superdome	62,063
12/13/81	W	21-13	Anaheim Stadium	61,068
11/8/83	L	27-30	Anaheim Stadium	45,572
12/18/83	L	24-26	Louisiana Superdome	70,148
11/14/84	L	10-28	Louisiana Superdome	63,161
12/8/84	L	21-34	Anaheim Stadium	49,348
11/3/85	L	10-28	Anaheim Stadium	49,030
12/1/85	W	29-3	Louisiana Superdome	44,122
10/9/86	W	6-0	Louisiana Superdome	62,352
12/3/86	L	13-26	Anaheim Stadium	58,600
10/4/87	W	37-10	Louisiana Superdome	29,745
11/8/87	W	31-14	Anaheim Stadium	43,379
10/30/88	L	10-12	Louisiana Superdome	68,238
11/3/88	L	14-10	Anaheim Stadium	63,305
12/2/89	W	40-21	Anaheim Stadium	57,567
12/26/89	L	17-20	Louisiana Superdome	64,274
12/9/90	W	24-20	Anaheim Stadium	56,864
12/31/90	W	20-17	Louisiana Superdome	68,647
10/4/91	W	24-7	Louisiana Superdome	68,583
11/9/91	W	24-17	Anaheim Stadium	58,713
10/11/92	W	13-10	Louisiana Superdome	68,591
11/3/92	W	37-14	Anaheim Stadium	47,355
11/9/93	W	37-6	Anaheim Stadium	50,709
12/12/93	L	20-23	Louisiana Superdome	69,033
10/23/94	W	37-34	Louisiana Superdome	47,908
12/4/94	L	31-15	Anaheim Stadium	34,960
10/9/95	L	13-17	Busch Stadium	59,335
10/5/95	W	19-10	Louisiana Superdome	43,120
12/1/96	L	10-26	Louisiana Superdome	26,310
12/1/96	L	13-14	Trans World Dome	57,681
11/9/97	L	24-38	Trans World Dome	64,575
10/7/97	L	27-34	Louisiana Superdome	54,803
9/8/98	W	24-17	Trans World Dome	56,943
12/15/98	W	24-3	Louisiana Superdome	46,430
12/8/99	L	12-43	Trans World Dome	65,864
12/12/99	L	14-30	Louisiana Superdome	46,838
12/6/00	W	31-24	Trans World Dome	66,064
12/24/00	L	21-26	Louisiana Superdome	64,900
12/8/01	W	34-31	Dome at America's Ctr.	66,189
12/7/01	L	21-34	Louisiana Superdome	70,332

San Diego Chargers (2-6-0)

11/8/73	L	14-17	San Diego Stadium	34,848
10/9/77	L	0-14	Louisiana Superdome	53,942

12/9/79	L	0-35	Louisiana Superdome	61,059
10/9/88	W	23-17	Jack Murphy Stadium	42,693
11/17/91	L	21-24	Jack Murphy Stadium	48,420
10/16/94	L	22-36	Louisiana Superdome	50,565
9/7/97	L	6-20	Louisiana Superdome	65,760
9/10/00	W	28-27	Qualcomm Stadium	51,300

San Francisco 49ers (19-45-2)

10/22/67	L	13-27	Kezar Stadium	34,285
11/23/69	W	43-38	Tulane Stadium	71,448
10/18/70	T	20-20	Kezar Stadium	39,446
12/13/70	L	27-38	Tulane Stadium	61,940
9/26/71	L	20-38	Tulane Stadium	81,595
11/14/71	W	26-20	Candlestick Park	45,138
10/1/72	L	2-37	Tulane Stadium	69,840
10/22/72	T	20-20	Candlestick Park	55,167
10/21/73	L	0-40	Candlestick Park	52,881
12/9/73	W	16-10	Tulane Stadium	62,490
9/15/74	L	13-17	Tulane Stadium	65,071
12/15/74	L	21-35	Candlestick Park	40,418
10/19/75	L	21-35	Candlestick Park	39,990
11/23/75	L	6-16	Louisiana Superdome	40,328
10/17/76	L	3-33	Candlestick Park	43,160
12/12/76	L	7-27	Louisiana Superdome	42,536
11/13/77	L	7-10	Louisiana Superdome	41,564
11/27/77	L	17-20	Candlestick Park	33,702
10/15/78	W	14-7	Candlestick Park	37,671
12/3/78	W	24-13	Louisiana Superdome	50,

SERIESRECORDS

Seattle Seahawks (4-4-0)

11/21/76	W	51-27	Kingdome	61,865
11/18/79	L	24-38	Kingdome	60,055
11/10/85	L	3-27	Louisiana Superdome	47,365
10/16/88	W	20-19	Kingdome	63,569
9/1/91	W	27-24	Louisiana Superdome	68,492
11/16/97	W	20-17	at Louisiana Superdome	50,493
9/17/00	L	10-20	Husky Stadium	59,513
9/7/03	L	10/27	Seahawks Stadium	52,250

Tampa Bay Buccaneers (16-8-0)

12/11/77	L	14-33	Louisiana Superdome	40,124
12/17/78	W	17-10	Tampa Stadium	51,207
10/14/79	W	42-14	Tampa Stadium	67,640
11/29/81	L	14-31	Louisiana Superdome	62,209
12/5/82	L	10-13	Louisiana Superdome	61,709
10/23/83	W	24-21	Tampa Stadium	48,242
9/9/84	W	17-13	Louisiana Superdome	54,686
9/22/85	W	20-13	Louisiana Superdome	45,320
10/19/86	W	38-7	Louisiana Superdome	43,355
12/6/87	W	44-34	Louisiana Superdome	66,471
9/25/88	W	13-9	Louisiana Superdome	66,671
9/24/89	L	10-20	Tampa Stadium	44,053
11/11/90	W	35-7	Louisiana Superdome	67,865
10/20/91	W	23-7	Louisiana Superdome	68,591
11/1/92	W	23-21	Louisiana Superdome	68,591
9/18/94	W	9-7	Tampa Stadium	45,522
11/24/96	L	7-13	Houlihan's Stadium	40,203
10/25/98	W	9-3	Louisiana Superdome	52,695
11/7/99	L	16-31	Louisiana Superdome	47,129
12/23/01	L	21-48	R.James Stadium	65,526
9/8/02	W	26-20	at R.James Stadium	65,554
12/1/02	W	23-20	Louisiana Superdome	68,226
11/2/03	W	17-14	Raymond James Stadium	65,524
12/7/03	L	7-14	Louisiana Superdome	68,442

Tennessee Titans (4-6-1)

10/3/71	T	13-13	Astrodome	47,966
10/3/76	L	26-31	Louisiana Superdome	51,973
12/10/78	L	12-17	Louisiana Superdome	63,169
11/22/81	W	27-10	Astrodome	49,581
9/30/84	W	27-20	Astrodome	43,108
12/13/87	W	24-10	Louisiana Superdome	68,257
10/21/90	L	10-23	Astrodome	57,908
9/5/93	W	33-21	Louisiana Superdome	69,029

11/10/96	L	14-31	Louisiana Superdome	34,121
10/17/99	L	21-24	Louisiana Superdome	51,875
9/21/03	L	12-27	The Coliseum	68,809

Washington Redskins (7-13-0)

9/24/67	L	10-30	Tulane Stadium	74,937
12/17/67	W	30-14	D.C. Stadium	50,486
9/22/68	W	37-17	Tulane Stadium	65,941
9/21/69	L	20-26	Tulane Stadium	73,147
12/14/69	L	14-17	R.F.K. Stadium	50,354
10/31/71	L	14-24	R.F.K. Stadium	53,041
10/28/73	W	19-3	Tulane Stadium	66,315
9/21/75	L	3-41	R.F.K. Stadium	54,414
10/28/79	W	14-10	R.F.K. Stadium	52,133
10/26/80	L	14-22	R.F.K. Stadium	51,375
12/26/82	L	10-27	Louisiana Superdome	48,667
10/5/86	L	6-14	Louisiana Superdome	57,378
11/6/88	L	24-27	R.F.K. Stadium	54,183
10/1/89	L	14-16	Louisiana Superdome	64,358
11/18/90	L	17-31	R.F.K. Stadium	52,573
11/23/92	W	20-3	Louisiana Superdome	68,591
9/11/94	L	24-38	Louisiana Superdome	58,049
12/30/01	L	10-40	Louisiana Superdome	70,020
10/13/02	W	43-27	FedEx Field	80,768
11/30/03	W	24-20	FedEx Field	76,821

Post Season

Atlanta Falcons (0-1)				
12/28/91	L	20-27	Louisiana Superdome*	68,794
Chicago Bears (0-1)				
1/6/91	L	6-16	Soldier Field*	60,767
Minnesota Vikings (0-2)				
1/3/87	L	10-44	Louisiana Superdome*	68,127
1/6/01	L	16-34	Metrodome#	63,881
Philadelphia Eagles (0-1)				
1/3/93	L	20-36	Louisiana Superdome*	68,893
St. Louis Rams (1-0)				
12/30/00	W	31-28	Louisiana Superdome*	64,900

* - NFC Wild Card Playoff; # - NFC Divisional Playoff

ATTENDANCE FIGURES

COMBINED

HOME

ROAD

	Total	Games	Avg.	Total	Games	Avg.	Total	Games	Avg.
1985	799,410	16	49,963	388,795	8	48,599	410,615	8	51,327
1986	864,368	16	54,023	453,672	8	56,709	410,696	8	51,337
1987	774,297	15	51,620	420,873	7	60,125	353,424	8	44,178
1988	960,942	16	60,059	531,156	8	66,395	429,786	8	53,723
1989	916,534	16	57,283	488,998	8	61,124	427,536	8	53,442
1990	997,722	16	62,358	536,438	8	67,055	461,284	8	57,661
1991	1,008,934	16	63,058	548,655	8	68,582	460,279	8	57,535
1992	977,552	16	61,097	548,728	8	68,591	428,824	8	53,603
1993	979,133	16	61,196	541,300	8	67,663	437,833	8	54,730
1994	903,213	16	56,451	469,900	8	58,738	433,313	8	54,164
1995	854,771	16	53,423	400,589	8	50,074	454,182	8	56,772
1996	736,864	16	46,054	301,998	8	37,750	434,866	8	54,358
1997	911,223	16	56,951	443,614	8	55,452	467,609	8	58,451
1998	922,225	16	57,639	436,473	8	54,559	485,752	8	60,719
1999	945,488	16	59,093	410,147	8	51,268	535,341	8	66,918
2000	980,533	16	61,283	504,315	8	63,039	476,218	8	59,527
2001	1,111,335	16	69,458	560,472	8	70,059	550,863	8	68,858
2002	1,068,183	16	66,761	542,796	8	67,849	525,387	8	65,673
2003	1,071,640	16	66,978	547,894	8	68,487	523,746	8	65,468
Totals	32,467,968	562	57,772	17,095,983	281	60,8340	15,371,985	281	54,705

1967.

Largest Home Crowds

Date	Att.	Opponent	Stadium
12/6/68	84,728	Dallas	Tulane Stadium (1967-74)
11/2/67	83,437	Dallas	
12/26/67	83,437	Atlanta	
12/1/71	83,130	Minnesota	
1/7/71	83,102	Oakland	
11/7/71	83,088	Dallas	
12/6/71	81,595	San Francisco	
1/7/67	80,879	L.A. Rams	
10/19/69	80,636	Baltimore Colts	
12/6/69	79,567	Dallas	

Louisiana Superdome (1975-present)

Date	Att.	Opponent	Stadium
12/7/79	70,940	Atlanta	
12/17/01	70,332	St. Louis Rams - MN	
11/2/78	70,323	Atlanta	
1/18/83	70,148	L.A. Rams	
10/7/01	70,020	Minnesota	
12/21/01	70,020	Atlanta	
1/4/01	70,020	N.Y. Jets - SN	
11/8/01	70,020	Indianapolis	
12/2/01	70,020	Carolina	
12/30/01	70,020	Washington - SN	
1/6/02	70,020	San Francisco	
12/8/03	70,020	Indianapolis - SN	

Largest Road Crowds

Date	Att.	Opponent	Stadium
10/13/02	80,768	Washington	FedEx Field
9/30/01	78,451	N.Y. Giants	Giants Stadium
10/12/80	78,147	Detroit	Silverdome
10/24/99	77,982	N.Y. Giants	Giants Stadium
11/30/03	76,821	Washington	FedEx Field
10/8/81	76,059	Cleveland	Municipal Stadium
9/8/91	74,816	Kansas City	Arrowhead Stadium
9/5/85	74,488	Denver	Mile High Stadium
11/4/79	74,482	Denver	Mile High Stadium
12/5/71	73,610	L.A. Rams	L.A. Memorial Coliseum

Largest Playoff Crowds

Date	Att.	Opponent	Stadium
1/3/93	68,893	Philadelphia	Louisiana Superdome
12/28/91	68,794	Atlanta	Louisiana Superdome
1/3/87	68,127	Minnesota	Louisiana Superdome
12/30/00	64,900	St. Louis	Louisiana Superdome
1/3/87	63,881	Minnesota	Metrodome
1/6/91	60,767	Chicago	Soldier Field

MN - Monday Night Football game
SN - Sunday Night Football game

ORGANIZATION

PLAYERS

REVIEW

RECORDS

HISTORY

SPECIFICS

ORGANIZATION

PLAYERS

REVIEW

RECORDS

HISTORY

SPECIFICS

PRESEASON RESULTS

1985 (1-3)

8/10 at New England	W, 32-20 27,014
8/17 Houston Oilers	L, 20-23 53,491
8/24 Tampa Bay	L, 10-14 49,337
8/30 at San Diego	L, 20-21 40,462

1986 (2-2)

8/9 at Denver	W, 10-7 47,408
9/16 New England	L, 34-38 54,364
9/23 at Houston Oilers	L, 13-24 38,617
8/30 Kansas City	W, 13-10 47,945

1987 (3-1)

8/15 Minnesota	W, 23-17 52,884
8/22 Houston Oilers	L, 13-16 51,562
8/29 Pittsburgh	W, 31-28 46,770
9/4 at Cincinnati	W, 26-14 46,289

1988 (2-2)

8/7 at Minnesota	W, 23-20 47,624
8/12 at Phoenix Cardinals	W, 33-28 51,987
8/20 at Indianapolis	L, 6-18 54,117
8/27 Pittsburgh	L, 28-31 56,174

1989 (1-3)

8/12 Indianapolis	L, 7-31 57,771
8/19 at Buffalo	L, 7-10 48,512
8/28 Cincinnati	W, 27-10 51,150
9/1 Washington	L, 21-26 56,181

1990 (2-2)

8/5 L.A. Raiders (London, Eng.)	W, 17-10 63,106
8/11 at Minnesota	W, 13-10 48,154
8/18 Green Bay (Madison, Wis.)	L, 13-27 47,848
8/25 Buffalo	W, 28-23 51,959
8/31 Indianapolis	W, 17-14 54,796

1991 (2-2)

8/3 Minnesota	W, 18-3 58,953
8/10 Green Bay	W, 31-20 55,730
8/17 at Indianapolis	L, 28-34 50,896
8/24 at Miami	L, 24-28 44,099

1992 (3-1)

8/10 at Chicago	W, 34-31 53,846
8/17 Pittsburgh	W, 26-0 61,671
8/22 Houston Oilers	L, 3-33 61,194
8/27 Miami (Baltimore, Md.)	W, 17-3 60,021

1993 (4-1)

7/31 Philadelphia (Tokyo, Japan)	W, 28-16 49,363
8/7 Houston Oilers (San Ant., Tex.)	W, 37-28 40,308
8/14 Green Bay (Madison, Wis.)	W, 26-17 59,523
8/23 Chicago	W, 20-14 61,149
8/27 Detroit	L, 16-17 60,700

1994 (1-3)

8/5 at New England	L, 6-24 37,800
8/13 at Minnesota	L, 17-21 46,067
8/19 Green Bay	L, 10-13 54,714
8/25 Dallas	W, 28-10 57,281

1995 (1-3)

8/5 Green Bay (Madison, Wis.)	L, 17-27 49,071
8/11 at N.Y. Giants	L, 13-14 54,416
8/20 Seattle	L, 19-24 38,228
8/25 Detroit	W, 24-10 38,073

1996 (3-2)

8/7 Indianapolis (Canton, Ohio)*	L, 3-10 23,376
8/12 at Detroit	W, 23-22 35,782
8/19 at Kansas City	L, 6-42 65,710
8/27 Chicago	W, 31-21 35,246
8/23 Minnesota	W, 16-13 35,728

1997 (3-1)

8/1 at Tennessee Oilers	W, 21-12 22,811
8/8 Kansas City	W, 26-7 55,211
8/16 at Oakland	L, 18-16 36,771
8/22 at Chicago	W, 13-7 58,656

1998 (1-3)

8/8 at Green Bay	L, 7-31 60,080
8/14 at Denver	L, 10-17 70,937
8/22 Tennessee Oilers	L, 24-26 46,069
8/28 Tampa Bay	W, 10-6 43,774

1999 (2-2)

8/13 at Miami	W, 26-14 59,972
8/21 Indianapolis	L, 7-37 41,788
8/28 Green Bay	L, 17-38 53,074
8/31 at Tennessee	W, 12-11 63,634

2000 (1-3)

7/29 at N.Y. Jets	L, 20-24 75,754
8/5 at Minnesota	W, 25-24 63,445
8/12 Indianapolis (West Laf., Ind.)	L, 0-17 20,105
8/25 Miami	L, 17-22 46,955

2001 (1-3)

8/11 vs. Minnesota (San Ant., Tex.)	L, 21-28 46,752
8/18 Dallas	W, 16-10 53,249
8/24 at Denver	L, 24-31 74,063
9/1 at Seattle	L, 14-28 68,655

2002 (3-1)

8/10 Houston Texans	L, 10-13 67,356
8/15 at Miami	W, 24-7 56,930
8/24 at Cincinnati	W, 31-23 41,636
8/30 Indianapolis	W, 25-21 67,247

2003 (1-3)

8/11 Philadelphia	L, 17-27 67,594
8/16 at New York Jets	W, 22-17 76,527
8/23 at San Francisco	L, 12-27 63,153
8/28 Miami	L, 10-24 68,477

Home games in bold

* - Hall of Fame Game

All home preseason games held at Tulane Stadium (1967-74) and Louisiana Superdome (1975-present)

PRESEASON RECORDS

Team	W	L	T	Pct.	Team	W	L	T	Pct.
Arizona	3	0	0	.1000	Miami	6	10	0	.375
Atlanta	3	1	0	.750	Minnesota	7	4	0	.636
Baltimore	0	0	0	.000	New England	3	4	0	.429
Buffalo	3	3	0	.500	N.Y. Giants	1	1	0	.500
Carolina	0	0	0	.000	N.Y. Jets	3	4	0	.429
Chicago	5	1	0	.833	Oakland	1	1	0	.500
Cincinnati	4	1	0	.800	Philadelphia	3	3	0	.500
Cleveland	1	1	0	.500	Pittsburgh	3	7	0	.300
Dallas	3	3	0	.500	St. Louis	0	2	0	.000
Denver	3	2	0	.600	San Diego	1	4	0	.200
Detroit	3	4	0	.429	San Francisco	1	1	0	.500
Green Bay	2	5	0	.286	Seattle	0	2	0	.000
Houston	0	1	0	.000	Tampa Bay	1	4	0	.200
Indianapolis	5	6	0	.456	Tennessee	13	11	1	.540
Jacksonville	0	0	0	.000	Washington	0	2	0	.000
Kansas City	4	3	0	.571	Totals	82	91	1	.471

1985 SAINTS STATISTICS

RECORD: 5-11 FINISH: 3rd-NFC WEST

W/L Score	Opponent	Attendance	SCORING	TDRu	Pa	Rt	PAT	FG	S	TP
L 27-47	Kansas City	57,600	Brenner 3 0 3 0	0	18	0	0	0	18	0
L 23-24	at Denver	74,488	Goodlow 3 0 3 0	0	18	0	0	0	18	0
W 20-13	Tampa Bay	45,320	W. Wilson 3 1 2 0	0	18	0	0	0	18	0
W 20-17	at San Francisco	58,053	Gajan 2 2 0 0	0	12	0	0	0	12	0
W 23-21	Philadelphia	56,364	Groth 2 0 2 0	0	12	0	0	0	12	0
L 13-23	at L.A. Raiders	48,512	Hardy 2 0 2 0	0	12	0	0	0	12	0
L 24-31	at Atlanta	44,784	Tice 2 0 2 0	0	12	0	0	0	12	0
L 13-21	N.Y. Giants	54,082	Warren 2 0 0 2	0	12	0	0	0	12	0
L 10-28	at L.A. Rams	49,030	Campbell 1 1 0 0	0	6	0	0	0	6	0
L 3-27	Seattle	47,365	Del Rio 1 0 0 1	0	6	0	0	0	6	0
L 14-38	at Green Bay	52,104	Hebert 1 0 1 0	0	6	0	0	0	6	0
W 30-23	at Minnesota	54,117	Hoage 1 0 0 1	0	6	0	0	0	6	0
W 29-3	L.A. Rams	44,122	Merkens 1 0 1 0	0	6	0	0	0	6	0
L 16-28	at St. Louis	29,527	Poe 1 0 0 1	0	6	0	0	0	6	0
L 19-31	San Francisco	46,065	Saints 29 4 20 5	27/29	31/35	0	294			
L 10-16	Atlanta	47,171	Opponents 48 19 26 3	48/48	21/28	1	401			

TEAM STATISTICS	N.O.	OPP.
TOTAL FIRST DOWNS	250	335
Passing	83	125
Rushing	148	188
Penalty	19	22
Red Downs: Made/Att.	66/221	96/228
Red Down Pct.	29.9	42.1
Wh. Downs: Made/Att.	8/16	7/13
Wh. Down Pct.	50.0	53.8
POSSESSION AVG.	28:33	31:27
TOTAL NET YARDS	4479	5815
Avg. Per Game	279.9	363.4
Total Plays	997	1083
Avg. Per Play	4.5	5.4
NET YARDS RUSHING	1683	2162
Avg. Per Game	105.2	135.1
Total Rushes	431	508
NET YARDS PASSING	2796	3653
Avg. Per Game	174.8	228.3
Backed/Yards Lost	58/461	46/322
Gross Yards	3257	3975
Att./Completions	508/260	529/306
Completion Pct.	51.2	57.8
Had Intercepted	23	21
Yards/Average	89/42.3	81/42.2
Net Punting Avg.	89/36.5	81/37.8
Penalties/Yards	96/805	108/837
Fumbles/Ball Lost	23/13	24/16
Touchdowns	29	48
Passing	4	19
Rushing	20	26
Returns	5	3

SACKS: Jackson 11.0, B. Clark 8.5, Geathers 6.5, Warren 5.5, Paul 5.0, Wilks 2.5, Haynes 2.0, Elliott 1.0, Hoage 1.0, Kovach 1.0, Redd 1.0, Wattlelet 1.0, Saints 46.0, Opp. 58.0

RUSHING	No	Yds	Avg	LG	TD
W. Wilson	168	645	3.8	41	1
Campbell	158	643	4.1	45	1
Gajan	50	251	5.0	26	2
Edward Anthony	17	65	3.8	13	0
Wattlelet	2	42	21.0	23	0
Hebert	12	26	2.2	8	0
D. Wilson	18	7	0.4	17	0
Fowler	2	4	2.0	3	0
Goodlow	1	3	3.0	3	0
Martin	2	-1	-5	11	0
Merkens	1	-2	-2.0	2	0
Saints	431	1683	3.9	45	4
Opponents	508	2162	4.3	48	19

RECEIVING	No	Yds	Avg	LG	TD
Brenner	42	652	15.5	30	3
W. Wilson	38	228	6.0	21	2
Martin	35	522	14.9	50	4
Goodlow	32	603	18.8	76	3
Edward Anthony	28	185	6.6	36	0
Tice	24	266	11.1	39	2
Groth	15	238	15.9	56	2
Hardy	15	208	13.9	31	2
Gajan	8	87	10.9	22	0
Scott	7	61	8.7	15	0
Campbell	6	88	14.7	39	0
Fowler	5	43	8.6	11	0
Merkens	3	61	20.3	39	1
Haynes	1	8	8.0	8	0
Hebert	1	7	7.0	7	1
Saints	260	3257	12.5	76	20
Opponents	306	3975	13.0	65	26

INTERCEPTIONS	No	Yds	Avg	LG	TD
Waymer	6	49	8.2	28	0

1985 NFC WEST STANDINGS	Team	W	L	T	Pct.
Saints Finish: 3rd place					
L.A. Rams	11	5	0	.687	
San Francisco	10	6	0	.625	
New Orleans	5	11	0	.313	
Atlanta	4	12	0	.250	

Passing	Att	Cmp	Yds	Cmp%	Yds/Att	TD	TD%	Int	Int%	Long	Sk/Yds	Rating
W. Wilson	293	145	1843	49.5	6.29	11	3.8	15	5.1	50	39/291	60.7
Brenner	181	97	1208	53.6	6.67	5	2.8	4	2.2	76	17/150	74.6
Martin	32	16	191	50.0	5.97	3	9.4	4	12.5	56	1/10	60.3
Wilson	1	1	8	100.0	8.00	0	0.0	0	0.0	8	0/0	100.0
Merkens	1	1	7	100.0	7.00	1	100.0	0	0.0	7	1/10	135.4
Saints	508	260	3257	51.2	6.41	20	3.9	23	4.5	76	58/461	65.7
Opponents	529	306	3975	57.8	7.51	26	4.9	21	4.0	65	46/322	81.4

worth noting

2003 OFFENSIVE NOTEBOOK

A quick review of some of the achievements of the Saints' offense in 2003:

- 302** First downs - The most since 312 in 2000.
- 100** Rushing first downs - The most since 117 in 2000.
- 177** Passing first downs - The most since 184 in 2001.
- 106** Third down conversions - CLUB RECORD (previous best: 104, 1988).
- 46.3** Percent on third-down conversion attempts - CLUB RECORD (previous best: 45.8, 1988).
- 30:35** Average time of possession - The highest since 31:27 in 2000.
- 5,438** Total net yards - The second-highest total in club history behind 5,627 in 1979.
- 339.9** Average net yards per game - The most since the club-record 351.7 in 1979.
- 1,019** Total offensive plays - The fifth-straight season with 1,000 or more plays.
- 5.3** Average yards per offensive play - The highest since 5.3 in 1995.
- 2,000** Net rushing yards - The most since 2,068 in 2000.
- 125.0** Average net rushing yards - The highest since 129.3 in 2000.
- 448** Total rushing plays - The most since 505 in 2000.
- 36** Sacks allowed - The least since 22 in 1996.
- 314** Pass completions - The most since 349 in 1995.
- 58.7** Pass completion rate - The highest since 60.0 percent in 2000.
- 8** Interceptions thrown - CLUB RECORD (Previous low for a 16-game total: 14 in 1995)

1986 SAINTS STATISTICS

RECORD: 7-9

FINISH: 4th-NFC WEST

Date	W/L	Score	Opponent	Attendance
9/7	L	10-31	Atlanta	67,950
9/14	W	24-10	Green Bay	46,383
9/21	L	17-26	at San Fran.	58,297
9/28	L	17-20	at N.Y. Giants	72,769
10/5	L	6-14	Washington	57,378
10/12	W	17-14	at Indianapolis	53,512
10/19	W	38-7	Tampa Bay	43,355
10/26	L	23-28	at N.Y. Jets	44,246
11/2	W	23-10	San Francisco	53,234
11/9	W	6-0	L.A. Rams	62,352
11/16	W	16-7	at St. Louis	32,069
11/23	L	13-26	at L.A. Rams	58,600
11/30	L	20-21	New England	58,259
12/7	L	27-31	Miami	64,761
12/14	W	14-9	at Atlanta	39,994
12/21	L	17-33	at Minnesota	51,209

TEAM STATISTICS	N.O.	OPP.
TOTAL FIRST DOWNS	275	331
Rushing	109	104
Passing	137	197
Penalty	29	30
3rd Down: Made/Att.	59/197	97/230
3rd Down Pct.	29.9	42.2
4th Down: Made/Att.	7/13	7/14
4th Down Pct.	53.8	50.0
POSSESSION AVG.	27:59	32:01
TOTAL NET YARDS	4742	5102
Avg. Per Game	296.4	318.9
Total Plays	957	1109
Avg. Per Play	5.0	4.6
NET YARDS RUSHING	2074	1559
Avg. Per Game	129.6	97.4
Total Rushes	505	486
NET YARDS PASSING	2668	3543
Avg. Per Game	166.8	221.4
Sacked/Yards Lost	27/225	47/343
Gross Yards	2893	3886
Att./Completions	425/232	576/331
Completion Pct.	54.6	57.5
Had Intercepted	25	26
PUNTS/AVERAGE	82/42.1	78/42.5
NET PUNTING AVG.	82/36.6	78/35.6
PENALTIES/YARDS	109/855	104/791
FUMBLES/BALL LOST	33/18	37/17
TOUCHDOWNS	30	34
Rushing	15	11
Passing	13	21
Returns	2	2

Score by Periods	1	2	3	4	OT	TOT
Saints	81	62	47	98	0	288
Opponents	64	92	71	60	0	287

SCORING	TD	Ru	Pa	Rt	PAT	FG	S	TP
Andersen	0	0	0	0	30/30	26/30	0	108
Mayes	8	8	0	0	0	0	0	48

ASSING	Att	Cmp	Yds	Cmp%	Yds/Att	TD	TD%	Int	Int%	Long	Sk/Yds	Rating
D. Wilson	342	189	2353	55.3	6.88	10	2.9	17	5.0	63t	22/191	65.8
Hebert	79	41	498	51.9	6.30	2	2.5	8	10.1	84	5/34	40.5
Hilliard	3	1	29	33.3	9.67	1	33.3	0	0.0	29t	0/0	109.7
Wattlet	1	1	13	100.0	13.00	0	0.0	0	0.0	13	0/0	118.8
Saints	425	232	2893	54.6	6.81	13	3.1	25	5.9	84	27/225	61.6
Opponents	576	331	3886	57.5	6.75	21	3.6	26	4.5	62t	47/343	71.4

SCORING	TD	Ru	Pa	Rt	PAT	FG	S	TP
V. Johnson	1	15	15.0	15	0	0	0	30
Gary	1	14	14.0	14	0	0	0	30
Jackson	1	1	1.0	1	0	0	0	30
Saints	26	235	90	43	1	0	0	18
Opponents	25	362	14.5	46	1	0	0	18

PUNTING	No	Yds	Avg	Net	TB	120	LG	TD
Hansen	81	3456	42.7	36.6	11	17	66.1	0
Saints	82	3456	42.1	36.6	11	17	66.1	0
Opponents	78	3315	42.5	35.6	8	23	62.0	0

KICKOFF RET	No	Yds	Avg	LG	TD
Mel Gray	31	866	27.9	101	1
Mayes	10	213	21.3	34	0
Harris	7	122	17.4	22	0
Martin	3	64	21.3	27	0
McLemore	2	39	19.5	22	0
Tullis	2	28	14.0	19	0
Saints	55	1332	24.2	101	1
Opponents	35	662	18.9	55	0

RECEIVING	No	Yds	Avg	LG	TD
Jones	48	625	13.0	45	3
Martin	37	675	18.2	84	5
Tice	37	330	8.9	29	3
Goodlow	20	306	15.3	29	2
Brenner	18	286	15.9	34	0
Hilliard	17	107	6.3	17	0
Mayes	17	96	5.6	18	0
Harris	11	148	13.5	27	0
Jordan	11	127	11.5	37	0
Edwards	10	132	13.2	24	0
Mel Gray	2	45	22.5	38	0
Waymer	1	13	13.0	13	0
J. Williams	1	5	5.0	5	0
Hebert	1	1	1.0	1	0
W. Wilson	1	-3	-3.0	-3	0
Saints	232	2893	12.5	84	13
Opponents	331	3886	11.7	62	21

INTERCEPTIONS	No	Yds	Avg	LG	TD
Waymer	9	48	5.3	17	0
Poe	4	42	10.5	30	0
Wattlet	3	34	11.3	22	0
Gibson	2	43	21.5	43	0
Maxie	2	15	7.5	15	0
Jakes	2	6	3.0	4	0
Haynes	1	17	17.0	17	1

FIELD GOALS	1-19	20-29	30-39	40-49	50+
Andersen	1/1	11/11	6/7	6/6	2/5
Saints	1/1	11/11	6/7	6/6	2/5
Opponents	0/0	4/5	4/6	6/10	3/6

1986 NFC WEST STANDINGS	Saints Finish: 2nd place			
San Francisco	10	5	1	656
L.A. Rams	10	6	0	625
Atlanta	7	8	1	469
New Orleans	7	9	0	438

SCORING	TD	Ru	Pa	Rt	PAT	FG	S	TP
Andersen	0	0	0	0	37/37	28/37	0	121
Hilliard	8	7	1	0	0	0	0	48
Martin	7	0	0	0	0	0	0	42
Tice	6	0	0	0	0	0	0	36
Mayes	5	0	0	0	0	0	0	30
Jones	3	0	0	0	0	0	0	18
Kempf	0	0	0	0	1/1	4/5	0	13
Beverly	2	2	0	0	0	0	0	12
Brenner	2	2	0	0	0	0	0	12
Hill	2	0	0	0	0	0	0	12
Jordan	2	2	0	0	0	0	0	12
Word	2	2	0	0	0	0	0	12
Cofer	0	0	0	0	5/7	1/1	0	8
Alexander	1	1	0	0	0	0	0	6
Mel Gray	1	1	0	0	0	0	0	6
O'Neal	1	1	0	0	0	0	0	6
Poe	1	0	0	0	0	0	0	6
J. Sutton	1	0	0	0	0	0	0	6
Toles	1	0	0	0	0	0	0	6

TEAM STATISTICS	N.O.	OPP.
TOTAL FIRST DOWNS	304	270
Rushing	128	81
Passing	151	155
Penalty	25	34
3rd Down: Made/Att.	99/221	57/182
3rd Down Pct.	44.8	31.3
4th Down: Made/Att.	1/6	4/15
4th Down Pct.	16.7	40.0
POSSESSION AVG.	34:01	25:59
TOTAL NET YARDS	4964	4350
Avg. Per Game	330.9	290.0
Total Plays	1009	924
Avg. Per Play	4.9	4.7
NET YARDS RUSHING	2190	1550
Avg. Per Game	146.0	103.3
Total Rushes	569	388
NET YARDS PASSING	2774	2800
Avg. Per Game	184.9	186.7
Sacked/Yards Lost	29/213	47/355
Gross Yards	2987	3155
Att./Completions	411/227	489/246
Completion Pct.	55.2	50.3
Had Intercepted	12	30
PUNTS/AVERAGE	63/41.1	73/37.5
NET PUNTING AVG.	63/35.7	73/30.0
PENALTIES/YARDS	107/994	84/685
FUMBLES/BALL LOST	33/16	31/18
TOUCHDOWNS	46	35
Rushing	20	6
Passing	23	25
Returns	3	4

Score by Periods	1	2	3	4	OT	TOT
Saints	93	107	104	118	0	422
Opponents	69	95	58	61	0	283

RECEIVING	No	Yds	Avg	LG	TD
Walker	2	15	7.5	8	0
Jordan	2	13	6.5	11	0
Benson	2	11	5.5	6	0
C. Thomas	1	14	14.0	14	0
Beverly	1	8	8.0	8	0
Saints	227	2987	13.2	82	23
Opponents	246	3155	12.8	50	25

INTERCEPTIONS	No	Yds	Avg	LG	TD
Waymer	5	28	5.6	17	0
R. Sutton	5	68	13.6	26	0
Mack	4	32	8.0	26	0
Jakes	3	32	10.7	27	0
Maxie	3	17	5.7	10	0
Atkins	3	12	4.0	8	0
Jackson	2	4	2.0	4	0
Gibson	1	17	17.0	17	0
S. Leach	1	10	10.0	10	0
Swilling	1	10	10.0	10	0
V. Johnson	1	0	0.0	0	0
Poe	1	0	0.0	0	0
J. Sutton	1	0	0.0	0	0
Toles	1	0	0.0	0	0

1987 SAINTS STATISTICS

RECORD: 12-3

FINISH: 2nd-NFC WEST

SCORING	TD	Ru	Pa	Rt	PAT	FG	S	TP
Waters	1	0	1	0	0	0	0	6
B. Clark	0	0	0	0	0	0	0	2
Maxie	0	0	0	0	0	0	0	1
Saints	46	20	23	3	43/45	33/42	2	422
Opponents	35	6	25	4	35/35	12/18	1	283

PUNTING	No	Yds	Avg	Net	TB	120	LG	TD
---------	----	-----	-----	-----	----	-----	----	----

1988 SAINTS STATISTICS

RECORD: 10-6 FINISH: 3rd-NFC WEST

Date	W/L	Score	Opponent	Attendance
9/4	L	33-34	San Francisco	66,357
9/11	W	29-21	at Atlanta	48,901
9/18	W	22-14	at Detroit	32,943
9/25	W	13-9	Tampa Bay	66,671
10/3	W	20-17	Dallas	68,474
10/9	W	23-17	at San Diego	42,693
10/16	W	20-19	at Seattle	63,569
10/23	W	20-6	L.A. Raiders	66,249
10/30	L	10-12	L.A. Rams	68,238
11/6	L	24-27	at Washington	54,183
11/13	W	14-10	at L.A. Rams	63,305
11/20	W	42-0	Denver	68,075
11/27	L	12-13	N.Y. Giants	66,526
12/4	L	3-45	at Minnesota	61,215
12/11	L	17-30	at San Fran.	62,977
12/18	W	10-9	Atlanta	60,566

TEAM STATISTICS	N.O.	OPP.
TOTAL FIRST DOWNS	306	286
Rushing	108	97
Passing	179	167
Penalty	19	22
3rd Down: Made/Att.	104/227	73/203
3rd Down Pct.	45.8	36.0
4th Down: Made/Att.	4/6	7/14
4th Down Pct.	66.7	50.0

POSSESSION AVG.	32:38	27:22
TOTAL NET YARDS	5131	5106
Avg. Per Game	320.7	319.1
Total Plays	1034	978
Avg. Per Play	5.0	5.2

NET YARDS RUSHING	2046	1779
Avg. Per Game	127.9	111.2
Total Rushes	512	442

NET YARDS PASSING	3085	3327
Avg. Per Game	192.8	207.9
Sacked/Yards Lost	24/171	31/252
Gross Yards	3256	3579
Att./Completions	498/286	505/277
Completion Pct.	57.4	54.9
Had Intercepted	16	17

PUNTS/AVERAGE	73/39.9	70/40.2
NET PUNTING AVG.	73/34.3	70/32.6
PENALTIES/YARDS	101/821	77/628
FUMBLES/BALL LOST	29/16	27/15
TOUCHDOWNS	33	29
Rushing	9	7
Passing	21	19
Returns	3	3

Score by Periods	1	2	3	4	OT	TOT
Saints	64	93	101	54	0	312
Opponents	51	111	70	51	0	283

SCORING	TD	Ru	Pa	Rt	PAT	FG	S	TP
Andersen	0	0	0	0	32/33	26/36	0	110
Hill	7	0	7	0			0	42

SCORING	TD	Ru	Pa	Rt	PAT	FG	S	TP
Andersen	0	0	0	0	44/45	20/29	0	104
E. Martin	8	0	0	0			0	48
Brenner	4	0	4	0			0	24

PASSING	Att	Cmp	Yds	Cmp%	Yds/Att	TD	TD%	Int	Int%	Long	Sk/Yds	Rating
Hebert	478	280	3156	58.6	6.60	20	4.2	15	3.1	40t	24/171	79.3
Wilson	16	5	73	31.3	4.56	0	0.0	1	6.3	25	0/0	21.1
Hilliard	2	1	27	50.0	13.50	1	50.0	0	0.0	27t	0/0	135.4
Fourcade	1	0	0	0.0	0.00	0	0.0	0	0.0	0	0/0	39.6
Hill	1	0	0	0.0	0.00	0	0.0	0	0.0	0	0/0	39.6
Saints	498	286	3256	57.4	6.54	21	4.2	16	3.2	40t	24/171	77.9
Opponents	505	277	3579	54.9	7.09	19	3.8	17	3.4	85t	31/252	75.8

SCORING	TD	Ru	Pa	Rt	PAT	FG	S	TP
Mack	1	19	19.0	19	0		0	42
Jackson	1	16	16.0	16	0		0	36
Cook	1	0	0.0	0	0		0	0
Saints	17	295	17.4	44	0		0	18
Opponents	16	226	14.1	78	2		0	12

PUNTING	No	Yds	Avg	Net TB	120	LG	B
Hansen	72	2913	40.5	34.3	8	19	64
Saints	73	2913	39.9	34.3	8	19	64
Opponents	70	2815	40.2	32.6	6	15	56

PUNT RET	Ret	FC	Yds	Avg	LG	TD
Mel Gray	25	8	305	12.2	66t	1
Hill	10	4	108	10.8	31	0
Saints	35	12	413	11.8	66t	1
Opponents	39	16	248	6.4	17	0

KICKOFF RET	No	Yds	Avg	LG	TD
Mel Gray	32	670	20.9	39	0
Atkins	20	424	21.2	57	0
Mayes	7	132	18.9	33	0
Hilliard	6	111	18.5	30	0
Martin	3	32	10.7	18	0
Waymer	2	39	19.5	29	0
Saints	70	1408	20.1	57	0
Opponents	43	823	19.1	40	0

FIELD GOALS	1-19	20-29	30-39	40-49	50+
Andersen	1/1	11/12	8/11	5/8	1/4
Saints	1/1	11/12	8/11	5/8	1/4
Opponents	2/2	6/7	10/13	9/10	0/2

RECEIVING	No	Yds	Avg	LG	TD
Martin	85	1083	12.7	40t	7
Hill	66	703	10.7	35	7
Hilliard	34	335	9.9	26	1
Tice	26	297	11.4	40	1
R. Clark	19	245	12.9	21	2
Perriman	16	215	13.4	33	2
Mayes	13	105	8.1	18	0
Wilson	11	103	9.4	25	0
Jordan	5	70	14.0	25	0
Brenner	5	67	13.4	24	0
Scales	2	20	10.0	14	1
Hebert	2	0	0.0	2	0
Pattison	1	8	8.0	8	0
Benson	1	5	5.0	5	0
Saints	286	3256	11.4	40t	21
Opponents	277	3579	12.9	85t	19

INTERCEPTIONS	No	Yds	Avg	LG	TD
Atkins	4	42	10.5	40	0
Waymer	3	91	30.3	44	0
Jakes	3	61	20.3	39	0
Sutton	3	32	10.7	34	0
Johnson	1	34	34.0	34	0

1988 NFC WEST STANDINGS	Saints Finish: 3rd place
San Francisco	10 6 0 .625
L.A. Rams	10 6 0 .625
New Orleans	10 6 0 .625
Atlanta	5 11 0 .313

SCORING	TD	Ru	Pa	Rt	PAT	FG	S	TP
Hilliard	18	13	5	0			0	108
Andersen	0	0	0	0	44/45	20/29	0	104
E. Martin	8	0	0	0			0	48
Brenner	4	0	4	0			0	24

ASSISTING	Att	Cmp	Yds	Cmp%	Yds/Att	TD	TD%	Int	Int%	Long	Sk/Yds	Rating
Hebert	353	222	2686	62.9	7.61	15	4.2	15	4.2	54t	22/171	82.7
Fourcade	107	61	930	57.0	8.69	7	6.5	4	3.7	54t	13/96	92.0
Hilliard	1	1	35	100.0	35.00	1	100.0	0	0.0	35t	0/0	158.3
Hill	0	0	0	---	---	0	---	0	---	0	1/4	---
Saints	461	284	3651	61.6	7.92	23	5.0	19	4.1	54t	36/271	85.9
Opponents	577	320	4222	55.5	7.32	23	4.0	21	3.6	75t	47/362	76.9

1989 SAINTS STATISTICS

RECORD: 9-7 FINISH: 3rd-NFC WEST

Date	W/L	Score	Opponent	Attendance
9/10	W	28-0	Dallas	66,977
9/17	L	34-35	at Green Bay	55,809
9/24	L	10-20	at Tampa Bay	44,053
10/1	L	14-16	Washington	64,358
10/8	L	20-24	San Fran.	60,488
10/15	W	29-14	N.Y. Jets	59,521
10/22	W	40-21	at L.A. Rams	57,567
10/29	W	20-13	Atlanta	65,153
11/6	L	13-31	at San Fran.	60,667
11/12	W	28-24	at New Eng.	47,680
11/19	W	26-17	at Atlanta	53,173
11/26	Lot	17-20	L.A. Rams	64,274
12/3	L	14-21	at Detroit	38,550
12/10	W	22-19	at Buffalo	70,037
12/18	W	30-20	Philadelphia	59,218
12/24	W	41-6	Indianapolis	49,009

TEAM STATISTICS	N.O.	OPP.
TOTAL FIRST DOWNS	304	293
Rushing	108	79
Passing	167	198
Penalty	29	16
3rd Down: Made/Att.	89/207	82/216
3rd Down Pct.	43.0	38.0
4th Down: Made/Att.	5/10	8/17
4th Down Pct.	50.0	47.1

POSSESSION AVG.	33:43	26:17
TOTAL NET YARDS	5328	5186
Avg. Per Game	333.0	324.1
Total Plays	999	997
Avg. Per Play	5.3	5.2

NET YARDS RUSHING	1948	1326
Avg. Per Game	121.8	82.9
Total Rushes	502	373

NET YARDS PASSING	3380	3860
Avg. Per Game	211.3	241.3
Sacked/Yards Lost	36/271	47/362
Gross Yards	3651	4222
Att./Completions	461/284	577/320
Completion Pct.	61.6	55.5
Had Intercepted	19	21

PUNTS/AVERAGE	71/39.1	75/39.4
NET PUNTING AVG.	71/34.2	75/33.2
PENALTIES/YARDS	90/676	105/850
FUMBLES/BALL LOST	28/12	35/18
TOUCHDOWNS	46	35
Rushing	19	10
Passing	23	23
Returns	4	2

Score by Periods	1	2	3	4	OT	TOT
Saints	105	123	60	98	0	386
Opponents	27	96	89	86	3	301

SCORING	TD	Ru	Pa	Rt	PAT	FG	S	TP
Hilliard	18	13	5	0			0	108
Andersen	0	0	0	0	44/45	20/29	0	104

1990 SAINTS STATISTICS

RECORD: 8-8 FINISH: 2nd-NFC WEST

Date	W/L	Score	Opponent	Attendance
9/10	L	12-13	San Fran.	68,629
9/16	L	3-32	at Minnesota	56,272
9/23	W	28-7	Phoenix	61,110
10/7	L	27-28	at Atlanta	57,401
10/14	W	25-20	Cleveland	68,608
10/21	L	10-23	at Houston	57,908
10/28	L	10-27	Detroit	64,368
11/4	W	21-7	at Cincinnati	60,067
11/11	W	35-7	Tampa Bay	67,865
11/18	L	17-31	at Washington	52,573
11/25	W	10-7	Atlanta	68,629
12/2	L	13-17	at Dallas	60,087
12/9	W	24-20	at L.A. Rams	56,864
12/16	L	6-9	Pittsburgh	68,582
12/23	W	13-10	at San Fran.	60,112
12/31	W	20-17	L.A. Rams	68,647

SCORING	TD	Ru	Pa	Rt	PAT	FG	S	TP
Andersen	0	0	0	0	29/29	21/27	0	92
Mayer	7	7	0	0	0	0	0	42
E. Martin	5	0	5	0	0	0	0	30
Heyward	4	4	0	0	0	0	0	24
Turner	4	0	4	0	0	0	0	24
Brenner	2	0	2	0	0	0	0	12
Fenerty	2	2	0	0	0	0	0	12
Perriman	2	0	2	0	0	0	0	12
Fourcade	1	1	0	0	0	0	0	6
Hilliard	1	0	1	0	0	0	0	6
Maxie	1	0	0	1	0	0	0	6
Scales	1	0	1	0	0	0	0	6
Saints	30	14	15	1	29/29	21/27	1	274
Opponents	30	8	21	1	30/30	21/35	1	275

SACKS: Swilling 11.0, Turnbull 9.0, Jackson 6.0, Wilks 5.5, W. Martin 4.0, Atkins 3.0, Cook 1.0, Johnson 1.0, Simmons 1.0, Mills 0.5, Saints 42.0, Opp. 20.0

RUSHING	No	Yds	Avg	LG	TD
Heyward	129	599	4.6	47	4
Mayer	138	510	3.7	18	7
Fenerty	73	358	4.9	60	2
Hilliard	90	284	3.2	17	0
Fourcade	15	77	5.1	12	1
Walsh	19	25	1.3	18	0
Saints	464	1850	4.0	60	14
Opponents	410	1559	3.8	35	8

RECEIVING	No	Yds	Avg	LG	TD
E. Martin	63	912	14.5	58	5
Perriman	36	382	10.6	29	2
Turner	21	396	18.9	68	4
Fenerty	18	209	11.6	28	0
Heyward	18	121	6.7	12	0
Brenner	17	213	12.5	31	2
Hilliard	14	125	8.9	20	1
Mayer	12	121	10.1	66	0
Tice	11	113	10.3	19	0
Scales	8	64	8.0	20	1
Alphin	4	57	14.3	17	0
Hill	3	35	11.7	13	0
Hilgenberg	1	9	9.0	9	0
Saints	226	2757	12.2	68	15
Opponents	316	3584	11.3	51	21

INTERCEPTIONS	No	Yds	Avg	LG	TD
Maxie	2	88	44.0	50	1
Cook	2	55	27.5	50	0
Atkins	2	15	7.5	15	0
Thompson	2	0	0.0	0	0

Saints	8	158	19.8	50	1
Opponents	23	283	12.3	73	0

PUNTING	No	Yds	Avg	Net	TB	I20	LG	B
Barnhardt	70	2990	42.7	36.2	6	20	65	1
Saints	70	2990	42.7	36.2	6	20	65	1
Opponents	74	3024	40.9	34.9	2	18	57	1

PUNT RET	Ret	FC	Yds	Avg	LG	TD
V. Buck	37	8	305	8.2	33	0
Morse	8	1	95	11.9	18	0
Saints	45	9	400	8.9	33	0
Opponents	43	12	302	7.0	24	0

KICKOFF RET	No	Yds	Avg	LG	TD
Fenerty	28	572	20.4	58	0
Atkins	19	471	24.8	50	0
Morse	4	56	14.0	18	0
V. Buck	3	38	12.7	17	0
Mayer	2	39	19.5	21	0
Heyward	1	12	12.0	12	0
Mack	1	17	17.0	17	0
Saints	58	1205	20.8	58	0
Opponents	36	583	16.2	56	0

FIELD GOALS	1-19	20-29	30-39	40-49	50+
Andersen	0/0	5/5	5/6	8/12	3/4
Saints	0/0	5/5	5/6	8/12	3/4
Opponents	1/1	3/3	10/13	6/10	1/8

Andersen: (41G, 39G, 28G, 32G) (37G) (1) (46G, 23G) (52G, 39N) (20G, 40B) (47G) (48N) (1) (38G) (43N, 20G) (43G, 50G) (48G) (50G, 43G) (30G, 40G) (51N, 48N, 41G, 24G)

Opponents: (52G, 55N, 52N, 47N, 38G) (30G, 48G, 38G) (52N, 37B) (40N) (37G, 39G) (43G, 45G, 33G) (39N, 52N, 25G, 39G) (43N) (1) (39G) (51N, 51N) (47G) (38G, 18G) (46N, 29G, 42G, 43G) (59N, 30G) (30N, 24G)

1990 NFC WEST STANDINGS				
Saints Finish: 2nd place				
	W	L	T	Pct.
San Francisco	14	2	0	.875
New Orleans	8	8	0	.500
L.A. Rams	5	11	0	.313
Atlanta	5	11	0	.313

TEAM STATISTICS N.O. OPP.

TOTAL FIRST DOWNS	253	279				
Rushing	107	91				
Passing	133	167				
Penalty	13	21				
3rd Down: Made/Att.	84/209	85/217				
3rd Down Pct.	40.2	39.2				
4th Down: Made/Att.	5/9	9/17				
4th Down Pct.	55.6	52.9				
POSSESSION AVG.	29:59	30:01				
TOTAL NET YARDS	4476	4878				
Avg. Per Game	279.8	304.9				
Total Plays	931	986				
Avg. Per Play	4.8	4.9				
NET YARDS RUSHING	1850	1559				
Avg. Per Game	115.6	97.4				
Total Rushes	464	410				
NET YARDS PASSING	2626	3319				
Avg. Per Game	164.1	207.4				
Sacked/Yards Lost	20/131	42/265				
Gross Yards	2757	3584				
Att./Completions	447/226	534/316				
Completion Pct.	50.6	59.2				
Had Intercepted	23	8				
PUNTS/AVERAGE	71/42.1	74/40.9				
NET PUNTING AVG.	71/36.2	74/34.9				
PENALTIES/YARDS	108/829	87/655				
FUMBLES/BALL LOST	29/16	35/19				
TOUCHDOWNS	30	38				
Rushing	14	8				
Passing	15	21				
Returns	1	1				
Score by Periods	1 2 3 4 OT TOT					
Saints	54	82	48	90	0	274
Opponents	30	82	76	87	0	275

ASSING	Att	Cmp	Yds	Cmp%	Yds/Att	TD	TD%	Int	Int%	Long	Sk/Yds	Rating
Walsh	327	175	1970	53.5	6.02	12	3.7	13	4.0	58	10/76	67.5
Fourcade	116	50	785	43.1	6.77	3	2.6	8	6.9	68	8/44	46.1
Kramer	3	1	2	33.3	0.67	0	0.0	1	33.3	2	2/11	2.8
Heyward	1	0	0	0.0	0.00	0	0.0	1	100.0	0	0/0	0.0
Saints	447	226	2757	50.6	6.17	15	3.4	23	5.1	68	20/131	59.7
Opponents	534	316	3584	59.2	6.71	21	3.9	8	1.5	51	42/265	86.2

1991 SAINTS STATISTICS

RECORD: 11-5 FINISH: 1st-NFC WEST

Date	W/L	Score	Opponent	Attendance
9/1	W	27-24	Seattle	68,492
9/8	W	17-10	at Kansas City	74,816
9/15	W	24-7	L.A. Rams	68,583
9/22	W	26-0	Minnesota	68,591
9/29	W	27-6	at Atlanta	56,556
10/13	W	13-6	at Philadelphia	64,224
10/20	W	23-7	Tampa Bay	68,591
10/27	L	17-20	Chicago	68,591
11/3	W	24-17	at L.A. Rams	58,713
11/10	W	10-3	San Francisco	68,591
11/17	L	21-24	at San Diego	48,420
11/24	Lot	20-23	Atlanta	68,591
12/1	L	24-38	at San Fran.	62,092
12/8	L	14-23	at Dallas	64,530
12/16	W	27-0	L.A. Raiders	68,625
12/22	W	27-3	at Phoenix	30,928

SCORING	TD	Ru	Pa	Rt	PAT	FG	S	TP
Heyward	5	4	1	0	0	0	0	30
Hilliard	5	4	1	0	0	0	0	30
E. Martin	4	0	4	0	0	0	0	24
Jordan	3	2	1	0	0	0	0	18
Early	2	0	2	0	0	0	0	12
McAfee	2	2	0	0	0	0	0	12
Carroll	1	0	1	0	0	0	0	6
Maxie	1	0	0	1	0	0	0	6
Swilling	1	0	0	1	0	0	0	6
Warren	1	0	0	1	0	0	0	6
Saints	38	15	20	3	38/38	25/32	0	241
Opponents	23	6	12	5	22/23	17/21	0	311

SACKS: Swilling 17.0, Jackson 11.5, Warren 7.0, W. Martin 3.5, Atkins 3.0, Goff 2.0, Wilks 2.0, Miller 1.0, Mills 1.0, Turnbull 1.0, James E. Williams 1.0, Saints 50.0, Opp. 19.0

TEAM STATISTICS N.O. OPP.

TOTAL FIRST DOWNS	267	214
Rushing	93	63
Passing	157	139
Penalty	17	12
3rd Down: Made/Att.	86/228	49/188
3rd Down Pct.	37.7	26.1
4th Down: Made/Att.	5/10	4/13
4th Down Pct.	50.0	30.8
POSSESSION AVG.	33:58	26:02
TOTAL NET YARDS	4968	3933

1992 SAINTS STATISTICS

RECORD: 12-4 FINISH: 2nd-NFC WEST

Date	W/L	Score	Opponent	Attendance
9/6	L	13-15	at Philadelphia	63,513
9/13	W	28-6	Chicago	68,591
9/20	W	10-7	at Atlanta	67,328
9/27	L	10-16	San Fran.	68,591
10/4	W	13-7	at Detroit	66,971
10/11	W	13-10	L.A. Rams	68,591
10/18	W	30-21	at Phoenix	27,735
11/1	W	23-21	Tampa Bay	68,591
11/8	W	31-14	at New Eng.	45,413
11/15	L	20-21	at San Fran.	64,895
11/23	W	20-3	Washington	68,591
11/29	W	24-13	Miami	68,591
12/3	W	22-14	Atlanta	68,591
12/13	W	37-14	at L.A. Rams	47,355
12/20	L	16-20	Buffalo	45,614
12/26	W	20-0	at N.Y. Jets	48,691

TEAM STATISTICS	N.O.	OPP.
TOTAL FIRST DOWNS	267	246
Rushing	92	86
Passing	155	146
Penalty	20	14
3rd Down: Made/Att.	75/197	71/209
3rd Down Pct.	38.1	34.0
4th Down: Made/Att.	3/8	8/18
4th Down Pct.	37.5	44.4
POSSESSION AVG.	31:10	28:50
TOTAL NET YARDS	4806	4075
Avg. Per Game	300.4	254.7
Total Plays	895	949
Avg. Per Play	5.4	4.3
NET YARDS RUSHING	1628	1605
Avg. Per Game	101.8	100.3
Total Rushes	454	381
NET YARDS PASSING	3178	2470
Avg. Per Game	198.6	154.4
Sacked/Yards Lost	15/119	57/376
Gross Yards	3297	2846
Att./Completions	426/251	511/287
Completion Pct.	58.9	56.2
Had Intercepted	16	18
PUNTS/AVERAGE	67/44.0	89/41.2
NET PUNTING AVG.	67/37.7	89/37.0
PENALTIES/YARDS	60/567	77/729
FUMBLES/BALL LOST	27/13	37/20
TOUCHDOWNS	35	24
Rushing	10	8
Passing	19	13
Returns	6	3

Score by Periods	1	2	3	4	OT	TOT
Saints	70	86	91	83	0	330
Opponents	26	64	31	81	0	202

SCORING	TD	Ru	Pa	Rt	PAT	FG	S	TP
Andersen	0	0	0	0	33/34	29/34	0	120
Hilliard	7	3	4	0	0	0	42	7
Early	5	0	5	0	0	0	0	30

SCORING	TD	Ru	Pa	Rt	PAT	FG	S	TP
E. Martin	5	0	5	0	0	0	30	0
Dunbar	3	3	0	0	0	0	18	0
Heyward	3	3	0	0	0	0	18	0
Small	3	0	3	0	0	0	18	0
Carroll	2	0	2	0	0	0	12	0
Goff	2	0	2	0	0	0	12	0
V. Cook	1	0	0	1	0	0	6	0
McAfee	1	0	0	1	0	0	6	0
Jones	1	0	0	1	0	0	6	0
Mills	1	0	0	1	0	0	6	0
Saints	35	10	19	6	33/34	29/34	0	330
Opponents	24	8	13	3	22/24	12/17	0	202

SACKS: W. Martin 15.5, Jackson 13.5, Swilling 10.5, Warren 4.0, Wilks 4.0, Mills 3.0, Turnbull 1.5, Cook 1.0, Johnson 1.0, Maxie 1.0, Miller 1.0, V. Buck 0.5, Smeenge 0.5, Saints 57.0, Opp. 15.0

RUSHING	No	Yds	Avg	LG	TD
Dunbar	154	565	3.7	25	3
Hilliard	115	445	3.9	22	3
Heyward	104	416	4.0	23	3
McAfee	39	114	2.9	19	1
Hebert	32	95	3.0	18	0
Early	3	-1	-3.3	7	0
Barnhardt	4	-2	-5.0	12	0
M. Buck	3	-4	-1.3	-1	0
Saints	454	1628	3.6	25	10
Opponents	381	1605	4.2	41	8

RECEIVING	No	Yds	Avg	LG	TD
E. Martin	68	1041	15.3	52t	5
Hilliard	48	465	9.7	41	4
Early	30	566	18.9	59t	5
Small	23	278	12.1	33	3
Heyward	19	159	8.4	21	0
Carroll	18	292	16.2	72t	2
Brenner	12	161	13.4	23	0
Wainright	9	143	15.9	29	0
Dunbar	9	62	6.9	13	0
Turner	5	43	8.6	18	0
Stowers	4	23	5.8	8	0
Newman	3	21	7.0	8	0
McAfee	1	16	16.0	16	0
Dowdell	1	6	6.0	6	0
Lipps	1	1	1.0	1	0
Cooper	0	20	-	20	0
Saints	251	3297	13.1	72t	19
Opponents	287	2846	9.9	44	13

INTERCEPTIONS	No	Yds	Avg	LG	TD
Cook	6	90	15.0	48t	1
Atkins	3	0	0.0	0	0
Jones	2	71	35.5	71t	1
V. Buck	2	51	25.5	34t	1
Taylor	2	20	10.0	20	0

PUNTING	No	Yds	Avg	Net	TB	I20	LG	B
Barnhardt	67	2947	44.0	37.7	10	19	62	0
Saints	67	2947	44.0	37.7	10	19	62	0
Opponents	89	3666	41.2	37.0	7	18	59	1

PUNT RET	Ret	FC	Yds	Avg	LG	TD
Newman	23	10	158	6.9	18	0
Dowdell	12	6	37	3.1	34	0
Lipps	5	1	22	4.4	16	0
Turner	3	0	10	3.3	5	0
V. Buck	2	4	4	2.0	3	0
Saints	45	21	231	5.1	34	0
Opponents	31	21	218	7.0	34	0

KICKOFF RET	No	Yds	Avg	LG	TD
McAfee	19	393	20.7	38	0
Dunbar	10	187	18.7	27	0
Hilliard	7	130	18.6	48	0
Newman	3	62	20.7	29	0
Heyward	1	14	14.0	14	0
Jordan	1	18	18.0	18	0
Kennard	1	11	11.0	11	0
Saints	42	815	19.4	48	0
Opponents	40	923	23.1	60	0

FIELD GOALS	1-19	20-29	30-39	40-49	50+
Andersen	0/0	10/10	8/10	8/11	3/3
Saints	0/0	10/10	8/10	8/11	3/3
Opponents	1/1	3/3	5/7	3/4	0/2

Andersen: (39G, 31G, 41N) (42N) (47G) (42G, 37N) (47N, 50G, 20G) (26G, 30G) (52G) (39N, 31G, 45G, 50G) (46G) (29G, 42G) (43G, 45G) (26G) (20G, 31G, 24G, 26G, 37G) (21G) (35G, 27G, 42G) (27G, 36G)

1992 NFC WEST STANDINGS				
Saints Finish: 2nd place				
	W	L	T	Pct.
San Francisco	14	2	0	.875
New Orleans	12	4	0	.750
Atlanta	6	10	0	.375
L.A. Rams	6	10	0	.375

ASSIST	Att	Cmp	Yds	Cmp%	Yds/Att	TD	TD%	Int	Int%	Long	Sk/Yds	Rating
Hebert	422	249	3287	59.0	7.79	19	4.5	16	3.8	72t	15/119	82.9
M. Buck	4	2	10	50.0	2.50	0	0.0	0	0.0	10	0/0	56.3
Team	426	251	3297	58.9	7.74	19	4.5	16	3.8	72t	15/119	82.6
Opponents	511	287	2846	56.2	5.57	13	2.5	18	3.5	44	57/376	65.9

1993 SAINTS STATISTICS

RECORD: 8-8 FINISH: 2nd-NFC WEST

Date	W/L	Score	Opponent	Attendance
9/5	W	33-21	Houston	69,029
9/12	W	34-31	at Atlanta	64,287
9/19	W	14-3	Detroit	69,039
9/26	W	16-13	San Francisco	69,041
10/3	W	37-6	at L.A. Rams	50,709
10/17	L	14-37	at Pittsburgh	56,056
10/24	L	15-26	Atlanta	69,043
10/31	W	20-17	at Phoenix	36,778
11/14	L	17-19	Green Bay	69,043
11/22	L	7-42	at San Fran.	66,500
11/28	W	17-14	at Minnesota	53,300
12/5	L	13-17	at Cleveland	60,388
12/12	L	20-23	L.A. Rams	69,033
12/20	L	14-24	N.Y. Giants	69,036
12/26	L	26-37	at Philadelphia	50,085
1/2	W	20-13	Cincinnati	58,036

TEAM STATISTICS	N.O.	OPP.
TOTAL FIRST DOWNS	264	273
Rushing	94	116
Passing	158	145
Penalty	12	12
3rd Down: Made/Att.	72/203	92/227
3rd Down Pct.	35.5	40.5
4th Down: Made/Att.	7/11	9/16
4th Down Pct.	63.6	56.3
POSSESSION AVG.	28:32	31:28
TOTAL NET YARDS	4707	4696
Avg. Per Game	294.2	293.5
Total Plays	935	1008
Avg. Per Play	5.0	4.7
NET YARDS RUSHING	1766	2090
Avg. Per Game	110.4	130.6
Total Rushes	414	513
NET YARDS PASSING	2941	2606
Avg. Per Game	183.8	162.9
Sacked/Yards Lost	40/242	51/318
Gross Yards	3183	2924
Att./Completions	481/274	444/259
Completion Pct.	57.0	58.3
Had Intercepted	21	10
PUNTS/AVERAGE	77/43.6	80/42.3
NET PUNTING AVG.	77/37.5	80/34.8
PENALTIES/YARDS	81/663	86/590
FUMBLES/BALL LOST	24/13	30/20
TOUCHDOWNS	33	39
Rushing	10	7
Passing	18	22
Returns	5	10

Score by Periods	1	2	3	4	OT	TOT
Saints	66	80	60	111	0	317
Opponents	78	106	72	87	0	343

1994 SAINTS STATISTICS

RECORD: 7-9 FINISH: 2nd-NFC WEST

Date	W/L	Score	Opponent	Attendance
9/4	L	17-30	Kansas City	69,362
9/11	L	24-38	Washington	58,049
9/18	W	9-7	at Tampa Bay	45,522
9/25	L	13-24	at San Fran.	63,971
10/2	W	27-22	N.Y. Giants	55,076
10/9	L	7-17	San Diego	63,822
10/16	L	22-36	L.A. Rams	50,565
10/23	W	37-34	L.A. Rams	47,908
11/6	L	20-31	at Minnesota	57,564
11/13	W	33-32	Atlanta	60,313
11/20	L	19-24	at L.A. Raiders	41,722
11/28	L	14-35	San Francisco	61,304
12/4	W	31-15	at L.A. Rams	34,960
12/11	W	29-20	at Atlanta	61,307
12/19	L	16-24	Dallas	67,323
12/24	W	30-28	at Denver	64,445

TEAM STATISTICS	N.O.	OPP.
TOTAL FIRST DOWNS	308	337
Rushing	78	106
Passing	203	208
Penalty	27	23
3rd Down: Made/Att.	71/199	91/210
3rd Down Pct.	35.7	43.3
4th Down: Made/Att.	8/16	11/19
4th Down Pct.	50.0	57.9
POSSESSION AVG.	29:04	30:56
TOTAL NET YARDS	5182	5569
Avg. Per Game	323.9	348.1
Total Plays	966	1053
Avg. Per Play	5.4	5.3
NET YARDS RUSHING	1336	1758
Avg. Per Game	83.5	109.9
Total Rushes	373	458
NET YARDS PASSING	3846	3811
Avg. Per Game	240.4	238.2
Sacked/Yards Lost	24/181	36/196
Gross Yards	4027	4007
Att./Completions	569/366	559/353
Completion Pct.	64.3	63.1
Had Intercepted	18	17
PUNTS/AVERAGE	67/43.6	60/42.6
NET PUNTING AVG.	67/33.5	60/37.4
PENALTIES/YARDS	88/678	105/922
FUMBLES/BALL LOST	22/14	28/14
TOUCHDOWNS	38	45
Rushing	11	10
Passing	22	28
Returns	5	7

Score by Periods	1	2	3	4	OT	TOT
Saints	42	132	77	97	0	348
Opponents	82	120	83	122	0	407

SCORING	TD	Ru	Pa	Rt	PAT	FG	S	TP
Andersen	0	0	0	0	32/32	28/39	0	116
Bates	6	6	0	0	0	0	0	36
Small	5	0	5	0	0	0	0	32
Haynes	5	0	5	0	0	0	0	30
Walls	4	0	4	0	0	0	0	26

PASSING	Att	Cmp	Yds	Cmp%	Yds/Att	TD	TD%	Int	Int%	Long	Sk/Yds	Rating
Everett	540	346	3855	64.1	7.14	22	4.1	18	3.3	78T	21/164	84.9
W. Wilson	28	20	172	71.4	6.14	0	0.0	0	0.0	16	3/17	87.2
Barnhardt	1	0	0	0.0	0.00	0	0.0	0	0.0	0	0/0	39.6
Saints	569	366	4027	64.3	7.08	22	3.9	18	3.2	78T	24/181	84.9
Opponents	559	353	4007	63.1	7.17	28	5.0	17	3.0	59	36/196	88.6

SCORING	TD	Ru	Pa	Rt	PAT	FG	S	TP
Brown	4	3	1	0	0	0	0	24
Early	4	0	4	0	0	0	0	24
Hughes	4	0	4	0	0	0	0	24
Smith	3	0	3	0	0	0	0	18
Muster	1	1	0	0	0	0	0	6
Neal	1	1	0	0	0	0	0	6
J. Williams	1	0	1	0	0	0	0	6
Saints	38	11	22	5	32/32	28/39	0	348
Opponents	45	10	28	7	41/41	30/37	0	407

2 Pt. Conv.: Small, Walls, Saints 2-6, Opp. 3-4
 SACKS: Conner 10.5, Wayne Martin 10.0, Turnbull 6.5, Warren 4.0, Buck 1.0, J. Johnson 1.0, Legette 1.0, Mills 1.0, Tubbs 1.0, Saints 36.0, Opp. 24.0

RUSHING	No	Yds	Avg	LG	TD
Bates	151	579	3.8	40	6
Brown	146	489	3.3	16	3
Neal	30	90	3.0	12	1
Haynes	4	43	10.8	15	0
Ned	11	36	3.3	15	0
Everett	15	35	2.3	14	0
Barnhardt	1	21	21.0	21	0
W. Wilson	7	15	2.1	9	0
Early	2	10	5.0	8	0
Dunbar	3	9	3.0	3	0
Hughes	2	6	3.0	7	0
Muster	1	3	3.0	3t	1
Saints	373	1336	3.6	40	11
Opponents	458	1758	3.8	25t	10

RECEIVING	No	Yds	Avg	LG	TD
Early	82	894	10.9	33	4
Haynes	77	985	12.8	78t	5
Small	49	719	14.7	75t	5
Brown	44	428	9.7	37	1
Smith	41	330	8.0	19	3
Walls	38	406	10.7	31	4
Ned	13	86	6.6	19	0
Muster	10	88	8.8	21	0
Bates	8	62	7.8	14	0
Neal	2	9	4.5	5	0
Mitchell	1	13	13.0	13	0
W. Williams	1	7	7.0	7	0
Saints	366	4027	11.0	78t	22
Opponents	353	4007	11.4	59	28

INTERCEPTIONS	No	Yds	Avg	LG	TD
Spencer	5	24	4.8	11	0
James E. Williams	2	42	21.0	33t	1
Hughes	2	31	15.5	31	0
Lee	2	3	1.5	3	0
Conner	1	56	56.0	56	0
Clark	1	30	30.0	30	0
Mills	1	10	10.0	10	0
Lumpkin	1	1	1.0	1	0
Buck	1	0	0.0	0	0
Tubbs	1	0	0.0	0	0
Saints	17	197	11.6	56	1

Opponents	18	386	21.4	74t	3			
PUNTING	No	Yds	Avg	Net	TB	120	LG	B
Barnhardt	67	2920	43.6	33.5	9	14	57	0
Saints	67	2920	43.6	33.5	9	14	57	0
Opponents	60	2558	42.6	37.4	8	22	63	0

PUNT RET	Ret	FC	Yds	Avg	LG	TD
Hughes	21	8	143	6.8	35	0
Mitchell	3	2	9	3.0	5	0
Legette	1	0	0	0.0	0	0
Saints	25	10	152	6.1	35	0
Opponents	40	8	495	12.4	103t	2

KICKOFF RET	No	Yds	Avg	LG	TD
Hughes	63	1556	24.7	98t	2
Ned	7	77	11.0	19	0
Mitchell	6	129	21.5	30	0
Smith	2	10	5.0	10	0
Bates	1	20	20.0	26	0
Brown	1	3	3.0	3	0
Dunbar	1	28	28.0	28	0
Neal	1	17	17.0	15	0
Saints	82	1840	22.4	98t	2
Opponents	63	1493	23.7	86	0

FIELD GOALS	1-19	20-29	30-39	40-49	50+
Andersen	0/0	9/9	11/14	8/10	0/6
Saints	0/0	9/9	11/14	8/10	0/6
Opponents	0/0	8/10	12/13	9/11	1/3

Andersen: (48G, 52N) (29G, 53N) (43G, 31G, 43G) (22G, 26G, 50N) (29G, 32G) (50B, 36N) (54N, 38N) (21G, 40G, 37G) (44G, 26G) (34G, 39G) (51N) () (46G) (45G, 33G, 31G, 34G, 35G) (40N, 21G, 32G, 29G) (26G, 44B, 32B, 37G, 40G)

Opponents:	(24G, 26N, 22G, 27G) (31G) (54N) (43G, 55N) (41G, 32G, 48B, 35G) (46G, 36N) (49G, 31G, 29G, 29G, 28G) (47G, 32G) () (23G, 33G, 30G, 31G, 48G, 30G) (46B, 51G) (40G, 48G) () (42G, 21G) (30G, 20B) (32G, 30G)
------------	--

1994 NFC WEST STANDINGS				
Saints Finish: 2nd place				
	W	L	T	Pct.
San Francisco	13	3	0	.813
New Orleans	7	9	0	.438
Atlanta	7	9	0	.438
L.A. Rams	4	12	0	.250

1994 SAINTS STATISTICS

RECORD: 7-9 FINISH: t-3rd-NFC WEST

Date	W/L	Score	Opponent	Attendance
9/3	L	22-24	San Francisco	66,627
9/10	L	13-17	at St. Louis	59,335
9/17	Lot	24-27	Atlanta	57,442
9/24	L	29-45	at N.Y. Giants	72,619
10/1	L	10-15	Philadelphia	43,938
10/15	W	33-30	Miami	55,628
10/22	L	3-20	at Carolina	55,484
10/29	W	11-7	at San Fran.	65,272
11/5	W	19-10	St. Louis	43,120
11/12	W	17-14	Indianapolis	44,122
11/19	L	24-43	at Minnesota	58,108
11/26	W	34-26	Carolina	59,580
12/3	W	31-17	at New Eng.	59,876
12/10	L	14-19	at Atlanta	54,603
12/16	L	23-34	Green Bay	50,132
12/24	W	12-0	at N.Y. Jets	28,885

TEAM STATISTICS	N.O.	OPP.
TOTAL FIRST DOWNS	294	320
Rushing	75	107
Passing	202	195
Penalty	17	18
3rd Down: Made/Att.	91/215	97/222
3rd Down Pct.	42.3	43.7
4th Down: Made/Att.	5/11	8/13
4th Down Pct.	45.5	61.5
POSSESSION AVG.	28:15	31:45
TOTAL NET YARDS	5178	5561
Avg. Per Game	323.6	347.6
Total Plays	984	1056
Avg. Per Play	5.3	5.3
NET YARDS RUSHING	1390	1338
Avg. Per Game	86.9	114.9
Total Rushes	383	469
NET YARDS PASSING	3788	3723
Avg. Per Game	236.8	232.7
Sacked/Yards Lost	28/214	44/275
Gross Yards	4002	3999
Att./Completions	573/349	543/328
Completion Pct.	60.9	60.6
Had Intercepted	14	17
PUNTS/AVERAGE	74/40.1	66/41.8
NET PUNTING AVG.	74/35.6	66/35.6
PENALTIES/YARDS	86/688	109/830
FUMBLES/BALL LOST	19/11	29/12
TOUCHDOWNS	38	38
Rushing	11	13
Passing	26	23
Returns	1	2

Score by Periods	1	2	3	4	OT	TOT
Saints	61	75	74	109	0	319
Opponents	71	132	81	61	3	348

1998 SAINTS STATISTICS

RECORD: 6-10 FINISH: 3rd-NFC WEST

1998 SAINTS STATISTICS

RECORD: 3-13 FINISH: 5th-NFC WEST

Date	W/L	Score	Opponent	Attendance
9/6	W	24-17	at St. Louis	56,943
9/13	W	19-14	Carolina	51,915
9/27	W	19-13	at Indianapolis	48,480
10/4	L	27-30	New England	56,172
10/11	L	0-31	San Francisco	62,811
10/18	L	23-31	at Atlanta	60,774
10/25	W	9-3	Tampa Bay	52,695
11/1	L	17-31	at Carolina	62,514
11/8	L	24-31	at Minnesota	63,779
11/15	W	24-3	St. Louis	46,430
11/22	L	20-31	at San Fran.	68,429
11/29	L	10-30	at Miami	73,216
12/6	W	22-3	Dallas	65,065
12/13	L	17-27	Atlanta	61,678
12/20	L	17-19	at Arizona	51,617
12/27	L	33-45	Buffalo	39,707

TEAM STATISTICS	N.O.	OPP.
TOTAL FIRST DOWNS	258	326
Rushing	67	86
Passing	165	208
Penalty	26	32
3rd Down: Made/Att.	77/215	99/226
3rd Down: Pct.	35.8	43.8
4th Down: Made/Att.	6/17	4/9
4th Down: Pct.	35.3	44.4

POSSESSION AVG.	28:03	31:57
TOTAL NET YARDS	4463	5668
Avg. Per Game	278.9	354.3
Total Plays	966	1053
Avg. Per Play	4.6	5.4
NET YARDS RUSHING	1325	1700
Avg. Per Game	82.8	106.3
Total Rushes	374	467
NET YARDS PASSING	3138	3968
Avg. Per Game	196.1	248.0
Sacked/Yards Lost	57/376	47/288
Gross Yards	3514	4256
Att./Completions	535/278	539/328
Completion Pct.	52.0	60.9
Had Intercepted	19	21

PUNTS/AVERAGE	90/45.4	75/43.5
NET PUNTING AVG.	90/35.8	75/36.7
PENALTIES/YARDS	121/928	132/1164
FUMBLES/BALL LOST	28/14	24/11
TOUCHDOWNS	35	40
Rushing	6	13
Passing	19	24
Returns	10	3

Score by Periods	1	2	3	4	OT	TOT
Saints	50	125	41	83	6	305
Opponents	74	126	74	85	0	359

SCORING	TD	Ru	Pa	Rt	PAT	FG	S	TP
Brien	0	0	0	0	31/31	20/22	0	91
Cleeland	6	0	6	0	0	0	0	36
Craver	5	2	2	1	0	0	0	30
Bech	3	0	3	0	0	0	0	18
Hastings	3	0	3	0	0	0	0	18

SCORING	TD	Ru	Pa	Rt	PAT	FG	S	TP
L. Smith	3	1	2	0	0	0	0	18
Knight	2	0	0	2	0	0	0	12
Poole	2	0	2	0	0	0	0	12
Collins	1	1	0	0	0	0	0	6
T. Davis	1	1	0	0	0	0	0	6
Dawkins	1	0	1	0	0	0	0	6
Drakeford	1	0	0	1	0	0	0	6
Fields	1	0	0	1	0	0	0	6
J. Johnson	1	0	0	1	0	0	0	6
Kelly	1	0	0	1	0	0	0	6
Mitchell	1	0	0	1	0	0	0	6
Robbins	1	0	0	1	0	0	0	6
Weary	1	0	0	1	0	0	0	6
Zellars	1	1	0	0	0	0	0	6
Martin	0	0	0	0	0	0	1	2

Saints	35	6	19	10	31/31	20/22	2	305
Opponents	40	13	24	3	39/39	26/33	0	359
2 Pt. Conv.	Saints 0-3,	Opp. 1-1						

SACKS: Glover 10.0, J. Johnson 7.0, Fields 6.0, Tomich 6.0, Martin 3.0, Kei. Mitchell 2.5, Kev. Mitchell 2.5, Cherry 2.0, Cota 2.0, Hewitt 2.0, Aleaga 1.0, Bordano 1.0, Robbins 1.0, Wilson 1.0. **Saints 47.0, Opp. 57.0**

RUSHING	No	Yds	Avg	LG	TD
L. Smith	138	457	3.3	33	1
Craver	45	180	4.0	25	2
Zellars	56	162	2.9	15	1
Collins	23	113	4.9	20	1
T. Davis	55	143	2.6	14	1
Perry	30	122	4.1	19	0
Wuerffel	11	60	5.5	18	0
Tolliver	11	43	3.9	16	0
Hastings	3	32	10.7	16	0
Hobert	2	13	6.5	14	0
Saints	374	1325	3.5	33	6
Opponents	467	1700	3.6	61	13

RECEIVING	No	Yds	Avg	LG	TD
Cleeland	54	684	12.7	53	6
Dawkins	53	823	15.5	64	1
Hastings	35	455	13.0	89	3
Craver	33	214	6.5	49	2
Poole	24	509	21.2	82	2
L. Smith	24	249	10.4	35	2
T. Davis	16	99	6.2	19	0
Bech	14	264	18.9	72	3
Guliford	10	124	12.4	24	0
Zellars	10	50	5.0	14	0
Farruhar	1	13	13.0	13	0
Slutzker	1	10	10.0	10	0
Wilcox	1	10	10.0	10	0
T. Johnson	1	8	8.0	8	0
Perry	1	2	2.0	2	0
Saints	278	3514	12.6	89	19
Opponents	328	4256	13.0	81	24

INTERCEPTIONS	No	Yds	Avg	LG	TD
Saints	19	138	7.3	27	0
Opponents	30	483	16.1	64	4

KICKOFF RET	No	Yds	Avg	LG	TD
Ismail	28	590	21.1	39	0
Guliford	18	431	23.9	34	0
Craver	7	212	30.3	100	1
Little	4	64	16.0	20	0
T. Davis	2	21	10.5	19	0
Bech	1	20	20.0	20	0
Hastings	1	16	16.0	16	0
Tomich	1	0	0.0	0	0
Saints	62	1354	21.8	100	1
Opponents	52	1128	21.7	51	0

PUNTING	No	Yds	Avg	Net	TB	I20	LG	B
Royals	88	4017	45.6	36.0	10	26	64	0
Brien	2	72	36.0	26.0	1	0	37	0
Saints	90	4089	45.4	35.8	11	26	64	0
Opponents	75	3263	43.5	36.7	5	18	64	0

PUNT RET	Ret	FC	Yds	Avg	LG	TD
Hastings	22	17	307	14.0	76	0
Guliford	10	7	101	10.1	40	0
Saints	32	24	408	12.8	75	0
Opponents	53	5	649	12.2	55	0

FIELD GOALS	1-19	20-29	30-39	40-49	50+
Brien	0/0	7/7	3/3	6/6	4/6
Saints	0/0	7/7	3/3	6/6	4/6
Opponents	1/1	5/5	11/12	6/10	3/5

1998 NFC WEST STANDINGS	Saints Finish:	3rd	Place	
Atlanta	W	L	T	Pct.
San Francisco	12	4	0	.750
New Orleans	6	10	0	.375
Carolina	4	12	0	.250
St. Louis	4	12	0	.250

PASSING	Att	Cmp	Yds	Cmp%	Yds/Att	TD	TD%	Int	Int%	Long	Sk/Yds	Rating
Collins	191	94	1202	49.2	6.29	4	2.1	10	5.2	89	21/140	54.3
Tolliver	199	110	1427	55.3	7.17	8	4.0	4	2.0	82	11/88	83.1
Wuerffel	119	62	695	52.1	5.84	5	4.2	5	4.2	64	23/131	66.3
Hobert	23	11	170	47.8	7.39	1	4.3	0	0.0	85	2/17	87.2
L. Smith	1	0	50	0.0	10.00	1	50.0	0	0.0	20	0	125.0
Craver	1	0	0	0.0	0.00	0	0.0	0	0.0	0	0	39.6
Saints	535	278	3514	52.0	6.57	19	3.6	19	3.6	89	57/376	69.8
Opponents	539	328	4256	60.9	7.90	24	4.5	21	3.9	81	47/288	84.3

Date	W/L	Score	Opponent	Attendance
9/12	W	19-10	Carolina	58,166
9/19	L	21-28	at San Fran.	67,685
9/27	L	10-14	at Chicago	66,944
10/4	L	17-20	Atlanta	57,289
10/17	L	21-24	Tennessee	51,875
10/24	L	3-31	at N.Y. Giants	77,982
10/31	L	16-21	Cleveland	48,817
11/7	L	16-31	Tampa Bay	47,129
11/14	W	24-6	San Francisco	52,198
11/21	L	23-41	at Jacksonville	69,772
11/28	L	12-43	at St. Louis	65,864
12/5	L	12-35	at Atlanta	62,568
12/12	L	14-30	St. Louis	46,838
12/19	L	8-31	at Baltimore	67,597
12/24	W	31-24	Dallas	47,835
12	L	13-45	at Carolina	56,929

TEAM STATISTICS	N.O.	OPP.
TOTAL FIRST DOWNS	288	297
Rushing	97	105
Passing	159	170
Penalty	32	22
3rd Down: Made/Att.	74/220	79/204
3rd Down: Pct.	33.6	38.7
4th Down: Made/Att.	8/22	8/11
4th Down: Pct.	36.4	72.7

POSSESSION AVG.	30:54	29:06
TOTAL NET YARDS	4983	5318
Avg. Per Game	311.4	332.4
Total Plays	1055	966
Avg. Per Play	4.7	5.5
NET YARDS RUSHING	1690	1774
Avg. Per Game	105.6	110.9
Total Rushes	461	432
NET YARDS PASSING	3293	3544
Avg. Per Game	205.8	221.5
Sacked/Yards Lost	41/305	45/277
Gross Yards	3598	3821
Att./Completions	553/288	489/291
Completion Pct.	52.1	59.5
Had Intercepted	30	19

PUNTS/AVERAGE	83/39.5	77/41.3
NET PUNTING AVG.	83/34.9	77/36.2
PENALTIES/YARDS	110/877	124/1006
FUMBLES/BALL LOST	26/9	22/15
TOUCHDOWNS	27	55
Rushing	9	15
Passing	16	34
Returns	2	6

Score by Periods	1	2	3	4	OT	TOT
Saints	59	91	39	71	0	260
Opponents	79	124	104	127	0	434

SCORING	TD	Ru	Pa	Rt	PAT	FG	S	TP
Bech	4	65	16.3	23	1	0	0	92
Perry	4	26	6.5	11	0	0	0	36
Philyaw	2	23	11.5	14	0	0	0	26
P.J. Franklin	2	13	6.5	8	0	0	0	18
Saints	288	3598	12.5	90	16			

SCORING	TD	Ru	Pa	Rt	PAT	FG	S	TP
Delhomme	2	2	0	0	0	0	0	12
R. Williams	2	2	0	0	0	0	0	12
Bech	1	0	1	0	0	0	0	8
Cleeland	1	0	1	0	0	0	0	8
Dawsey	1	0	1	0	0	0	0	6
Drakeford	1	0	0	1	0	0	0	6
Hastings	1	0	1	0	0	0	0	6
Hobert	1							

2000 SAINTS STATISTICS

RECORD: 10-6 FINISH: 1st-NFC WEST

Date	W/L	Score	Opponent	Attendance
9/3	L	10-14	Detroit	64,900
9/10	W	28-27	at San Diego	51,300
9/17	L	10-20	at Seattle	59,513
9/24	L	7-21	Philadelphia	64,900
10/8	W	31-10	at Chicago	66,944
10/15	W	24-6	Carolina	50,015
10/22	W	21-19	at Atlanta	56,508
10/29	W	21-19	at Arizona	35,016
11/5	W	31-15	San Francisco	64,900
11/12	W	31-10	at Carolina	72,981
11/19	L	22-31	Oakland	64,900
11/26	W	31-24	at St. Louis	66,064
12/3	L	23-38	Denver	64,900
12/10	W	31-27	at San Fran.	67,892
12/17	W	23-7	Atlanta	64,900
12/24	L	21-26	St. Louis	64,900

TEAM STATISTICS	N.O.	OPP.
TOTAL FIRST DOWNS	312	279
Rushing	117	95
Passing	169	159
Penalty	26	25
3rd Down: Made/Att	97/227	80/204
3rd Down Pct.	42.7	39.2
4th Down: Made/Att	10/17	4/14
4th Down Pct.	58.8	28.6

POSSESSION AVG.	N.O.	OPP.
TOTAL NET YARDS	5397	4743
Avg. Per Game	337.3	296.4
Total Plays	1041	949
Avg. Per Play	5.2	5.0
NET YARDS RUSHING	2068	1672
Avg. Per Game	129.3	104.5
Total Rushes	505	395
NET YARDS PASSING	3329	3071
Avg. Per Game	208.1	191.9

NET YARDS RUSHING	N.O.	OPP.
Sacked/Yards Lost	39/244	66/378
Gross Yards	3573	3449
Att./Completions	497/298	488/285
Completion Pct.	60.0	58.4
Had Intercepted	15	20

PUNTS/AVERAGE	N.O.	OPP.
NET PUNTING AVG.	74/32.3	74/35.7
PENALTIES/YARDS	124/1024	105/837
FUMBLES/BALL LOST	26/11	24/15
TOUCHDOWNS	41	36
Rushing	14	14
Passing	22	17
Returns	5	5

Score by Periods	1	2	3	4	OT	TOT
Saints	66111	67110	0	354		354
Opponents	58111	5185	0	305		305

SCORING	TD	Ru	Pa	Rt	PAT	FG	S	TP
Brien	0	0	0	0	37/37	23/29	0	106
R. Williams	9	8	1	0	0	0	0	54
Horn	8	0	8	0	0	0	0	48
Jackson	6	0	6	0	0	0	0	36

PASSING	Att	Cmp	Yds	Cmp%	Yds/Att	TD	TD%	Int	Int%	Long	Sk/Yds	Rating
Blake	302	184	2025	60.9	6.71	13	4.3	9	3.0	49f	24/150	82.7
Brooks	194	113	1514	58.2	7.80	9	4.6	6	3.1	53f	15/94	85.7
R. Williams	1	1	34	100.0	34.00	0	0.0	0	0.0	34	0/0	118.8
Saints	497	298	3573	60.0	7.19	22	4.4	15	3.0	53f	39/244	84.2
Opponents	488	285	3449	58.4	7.07	17	3.5	20	4.1	69f	66/378	74.7

SCORING	TD	Ru	Pa	Rt	PAT	FG	S	TP
A. Glover	4	0	4	0	0	0	24	
Allen	2	2	0	0	0	0	14	
Brooks	2	2	0	0	0	0	12	
Knight	2	0	0	2	0	0	12	
Mitchell	2	0	0	2	0	0	12	
Blake	1	1	0	0	0	0	6	
Hall	1	0	1	0	0	0	6	
Milne	1	0	1	0	0	0	6	
Moore	1	0	1	0	0	0	6	
Poole	1	0	1	0	0	0	6	
D. Smith	1	0	0	1	0	0	6	
Saints	41	14	22	5	37/37	23/29	0	354
Opponents	36	14	17	5	31/31	18/24	0	305

2-Pt. Conv.: Allen, Saints 1-4, Opp. 2-5
 SACKS: L. Glover 17.0, Johnson 12.0, D. Howard 11.0, Mitchell 6.5, Whitehead 5.5, Hand 3.0, Fields 2.0, Knight 2.0, Oldham 2.0, D. Smith 2.0, Weary 2.0, Clarke 1.0, Saints 66.0, Opp. 39.0

RUSHING	No	Yds	Avg	LG	TD
R. Williams	248	1000	4.0	26f	8
Blake	57	243	4.3	20	1
Allen	46	179	3.9	18	2
Brooks	41	170	4.1	29	2
Moore	37	156	4.2	40	1
Morton	36	136	3.8	16	0
T. Smith	29	131	4.5	16	0
McAfee	2	37	18.5	40	0
Horn	6	10	1.7	16	0
Gowin	1	5	5.0	5	0
Milne	2	1	0.5	1	0
Saints	505	2068	4.1	40	14
Opponents	395	1672	4.2	47	14

RECEIVING	No	Yds	Avg	LG	TD
Horn	94	1340	14.3	52	8
R. Williams	44	409	9.3	24	1
Jackson	37	523	14.1	53f	6
Morton	30	213	7.1	35	0
Poole	21	293	14.0	49f	1
A. Glover	21	281	13.4	39	4
Reed	16	206	12.9	22	0
T. Smith	12	65	5.4	10	0
Wilson	11	154	14.0	30	0
Hall	5	33	6.6	13	1
Milne	5	33	6.6	15	1
Turley	1	16	16.0	16	0
Allen	1	7	7.0	7	0
Saints	298	3573	12.0	53f	22
Opponents	285	3449	12.1	69f	17

INTERCEPTIONS	No	Yds	Avg	LG	TD
Knight	5	68	13.6	37f	2
Molden	3	24	8.0	24	0
Perry	3	3	1.0	3	0
D. Smith	2	56	28.0	41f	1
Weary	2	27	13.5	27	0

Oldham	2	0	0.0	0	0
D. Howard	1	46	46.0	46	0
Mitchell	1	40	40.0	40f	1
Mathis	1	0	0.0	0	0
Saints	20	264	13.2	46	4
Opponents	15	125	8.3	35f	1

PUNTING	No	Yds	Avg	Net	TB	120	LG	TD
Gowin	74	3043	41.1	32.3	8	22	58	0
Saints	74	3043	41.1	32.3	8	22	58	0
Opponents	74	3024	40.9	35.7	2	19	62	0

PUNT RET	Ret	FC	Yds	Avg	LG	TD
Morton	30	14	278	9.3	51	0
Camty	9	2	45	5.0	13	0
Mathis	1	1	5	5.0	5	0
Wilson	0	0	11	—	11	0
Saints	40	17	339	8.5	51	0
Opponents	37	17	494	13.4	95f	2

KICKOFF RET	No	Yds	Avg	LG	TD
Morton	44	1029	23.4	68	0
McAfee	10	251	25.1	52	0
Mathis	8	187	23.4	40	0
Allen	0	6	—	6	0
Saints	62	1473	23.8	68	0
Opponents	71	1743	24.5	93f	2

FIELD GOALS	1-19	20-29	30-39	40-49	50+
Brien	1/1	6/6	4/5	12/15	0/2
Saints	1/1	6/6	4/5	12/15	0/2
Opponents	1/1	3/3	6/11	6/12	0/2

Brien:	(48G, 52B)	(20G, 20G, 31G)	(26G)
()	(44G)	(51B, 29G)	() (45N) (44G) (38N)
()	(40G, 42G)	(42G, 40G, 33G)	(30G, 44N)
()	(43N, 30G, 19G, 42G)	(40G, 41G, 28G)	(20G, 46G, 47G) ()
Opponents:	(24G, 30G)	(42G, 49G)	(37N, 31G, 45G) () (30N, 38G) (52G, 46G) (50G, 33N, 44G) (42N, 34G, 30N) (34N) (38G) (49G) (28G) (22G) () () (19G, 39G)

2000 NFC WEST STANDINGS				
Saints Finish: 1st place				
	W	L	T	Pct.
New Orleans	10	6	0	.625
St. Louis	10	6	0	.625
Carolina	7	9	0	.438
San Francisco	6	10	0	.375
Atlanta	4	12	0	.250

Score by Periods	1	2	3	4	OT	TOT
Saints	53	77108	95	0	333	
Opponents	120120	47122	0	409		409

2001 SAINTS STATISTICS

RECORD: 7-9 FINISH: 3rd-NFC WEST

Date	W/L	Score	Opponent	Attendance
9/9	W	24-6	at Buffalo	71,447
9/16	L	13-21	at N.Y. Giants	78,451
10/7	W	28-15	Minnesota	70,020
10/14	W	27-25	at Carolina	72,049
10/21	L	13-20	Atlanta	70,020
10/28	W	34-31	at St. Louis	66,189
11/4	L	9-16	N.Y. Jets	70,020
11/11	L	27-28	at San Fran.	68,083
11/18	W	34-20	Indianapolis	70,020
11/25	L	17-34	at New Eng.	60,292
12/2	W	27-23	Carolina	70,020
12/9	W	28-10	at Atlanta	68,826
12/17	L	21-34	St. Louis	70,332
12/23	L	21-48	at Tampa Bay	65,526
12/30	L	10-40	Washington	70,020
1/6	L	0-38	San Francisco	70,020

TEAM STATISTICS	N.O.	OPP.
TOTAL FIRST DOWNS	294	284
Rushing	87	88
Passing	184	169
Penalty	23	27
3rd Down: Made/Att	89/227	80/201
3rd Down Pct.	39.2	39.8
4th Down: Made/Att	6/18	3/12
4th Down Pct.	33.3	25.0

POSSESSION AVG.	N.O.	OPP.
TOTAL NET YARDS	2924	3036
Avg. Per Game	326.6	316.9
Total Plays	1031	948
Avg. Per Play	5.1	5.3
NET YARDS RUSHING	1712	1715
Avg. Per Game	107.0	107.2
Total Rushes	419	443
NET YARDS PASSING	3514	3355
Avg. Per Game	219.6	209.7

NET YARDS RUSHING	N.O.	OPP.
Sacked/Yards Lost	50/330	53/323
Gross Yards	3844	

2002 SAINTS STATISTICS

2003 SAINTS STATISTICS

RECORD: 9-7 FINISH: 3rd-NFC SOUTH

RECORD: 8-8 FINISH: 2nd-NFC SOUTH

Date	W/L	Score	Opponent	Attendance
09/08	W	26-20	at Tampa Bay	65,554
09/15	W	35-20	Green Bay	67,958
09/22	W	29-23	at Chicago	63,216
09/29	L	21-26	at Detroit	60,023
10/06	W	32-29	Pittsburgh	67,734
10/13	W	43-27	at Washington	80,768
10/20	W	35-27	San Francisco	67,903
10/27	L	35-37	Atlanta	67,883
11/10	W	34-24	at Carolina	72,566
11/17	L	17-24	at Atlanta	70,382
11/24	L	15-24	Cleveland	68,295
12/01	W	23-20	Tampa Bay	68,226
12/08	W	37-25	at Baltimore	69,334
12/15	L	31-32	Minnesota	67,851
12/22	L	13-20	at Cincinnati	43,544
12/29	L	6-10	Carolina	66,946

SCORING	TD	Ru	Pa	Rt	PAT	FG	S	TP
Horn	7	0	7	0	0	0	44	
Pathon	4	0	4	0	0	0	24	
M. Lewis	3	0	3	0	0	0	18	
Reed	3	0	3	0	0	0	18	
Brooks	2	2	0	0	0	0	16	
B. Williams	2	0	2	0	0	0	14	
Allen	1	0	1	0	0	0	6	
Craver	1	0	1	0	0	0	6	
Fenderson	1	0	1	0	0	0	6	
Grant	1	0	1	0	0	0	6	
Saints	49	16	27	6	37/37	31/35	0	432
Opponents	45	18	25	2	39/40	23/28	1	388

Punt Ret	Ret	FC	Yds	Avg	Long	TD
M. Lewis	44	6	625	14.2	83	1
Craver	1	0	0	0.0	0	0
Saints	45	6	625	13.9	83	1
Opponents	38	14	209	5.5	29	0

SACKS: Howard 8.0, Grant 7.0, Jackson 5.5, D. Smith 3.5, K. Smith 3.5, Whitehead 3.0, Hand 2.5, S. Knight 2.0, Bellamy 1.5, Thomas 1.0, Clemons 0.5. **Saints 39.0**, Opponents 37.0

RUSHING	No	Yds	Avg	LG	TD
McAllister	325	1388	4.3	62	13
Brooks	62	253	4.1	21	2
Fenderson	13	65	5.0	17	1
Keaton	12	19	1.6	4	0
M. Lewis	1	15	15.0	15	0
McAfee	1	11	11.0	11	0
T. Smith	5	11	2.2	5	0
Horn	1	2	2.0	2	0
Stallworth	2	2	1.0	4	0
Delhomme	4	-2	-0.5	6	0
Saints	426	1764	4.1	62	16
Opponents	439	1991	4.5	59	18

Receiving	No.	Yds	Avg	Long	TD
Horn	88	1312	14.9	63	7
McAllister	47	352	7.5	30	3
Pathon	43	523	12.2	64	4
Stallworth	42	594	14.1	57	8
Reed	21	360	17.1	54	3
B. Williams	13	143	11.0	32	2
Sloan	12	127	10.6	29	0
T. Smith	9	30	3.3	10	0
M. Lewis	8	200	25.0	59	0
Fenderson	6	38	6.3	13	0
Hall	2	6	3.0	4	0
Saints	291	3685	12.7	64	27
Opponents	343	4058	11.8	77	25

Interceptions	No.	Yds	Avg	Long	TD
Thomas	5	80	16.0	43	0
S. Knight	5	36	7.2	17	0
Bellamy	3	39	13.0	16	0
D. Smith	2	21	10.5	17	0
Irvin	2	10	5.0	10	0
D. Carter	1	25	25.0	25	0
Allen	1	0	0.0	0	1

2002 NFC SOUTH STANDINGS
Saints Finish: 3rd place

	W	L	T	Pct.
Tampa Bay	12	4	0	.750
Atlanta	9	6	1	.594
New Orleans	9	7	0	.562
Carolina	7	9	0	.438

TEAM STATISTICS	N.O.	OPP.
TOTAL FIRST DOWNS	291	327
Rushing	91	108
Passing	169	191
Penalty	31	28
3rd Down: Made/Att.	92/224	87/223
3rd Down: Pct.	41.1	39.0
4th Down: Made/Att.	8/13	12/20
4th Down: Pct.	61.5	60.0
POSSESSION AVG.	28:44	31:16
TOTAL NET YARDS	5205	5796
Avg. Per Game	325.3	362.3
Total Plays	1001	1071
Avg. Per Play	5.2	5.4
NET YARDS RUSHING	1764	1991
Avg. Per Game	110.3	124.4
Total Rushes	426	439
NET YARDS PASSING	3441	3805
Avg. Per Game	215.1	237.8
Sacked/Yards Lost	37/244	39/253
Gross Yards	3685	4058
Att./Completions	538/291	593/343
Completion Pct.	54.1	57.8
Had Intercepted	15	20
PUNTS/AVERAGE	69/41.4	73/42.7
NET PUNTING AVG.	69/36.7	73/33.3
PENALTIES/YARDS	119/911	110/953
FUMBLES/BALL LOST	29/15	29/18
TOUCHDOWNS	49	45
Rushing	16	18
Passing	27	25
Returns	6	2

Score by Periods	1	2	3	4	OT	TOT
Team	95	109	107	115	6	432
Opponents	67	134	78	109	0	388

SCORING	TD	Ru	Pa	Rt	PAT	FG	S	TP
Carney	0	0	0	0	37/37	31/35	0	130
McAllister	16	13	3	0	0	0	96	
Stallworth	8	0	8	0	0	0	48	

PASSING	Att	Cmp	Yds	Cmp%	Yds/Att	TD	TD%	Int	Int%	Long	Sk/Yds	Rating
Brooks	528	283	3572	53.6	6.77	27	5.1	15	2.8	64	36/236	80.1
Delhomme	10	8	113	80.0	11.30	0	0.0	0	0.0	54	0/0	113.8
McAllister	1	0	0	0.0	0.00	0	0.0	0	0.0	1	1/8	—
Saints	538	291	3685	54.1	6.85	27	5.0	15	2.8	64	37/244	80.8
Opponents	593	343	4058	57.8	6.84	25	4.2	20	3.4	77	39/253	78.8

W/L	Score	Opponent	Attendance	
09/07	L	10-27	at Seattle	52,250
09/14	W	31-10	Houston	68,390
09/21	L	12-27	at Tennessee	68,809
09/28	L	21-55	Indianapolis	70,020
10/05	L	13-19	at Carolina	72,496
10/12	W	20-13	Chicago	68,390
10/19	W	45-17	at Atlanta	70,837
10/26	Lot	20-23	Carolina	68,370
11/02	W	17-14	at Tampa Bay	65,524
11/09	W	20-20	Atlanta	68,432
11/16	L	23-33	at Philadelphia	67,802
11/23	W	24-20	at Washington	76,821
11/30	L	7-14	Tampa Bay	68,442
12/07	L	45-7	N.Y. Giants	68,399
12/14	L	19-20	at Jacksonville	49,207
12/28	W	13-7	Dallas	68,451

SCORING	TD	Ru	Pa	Rt	PAT	FG	S	TP
B. Williams	5	0	5	0	0	0	30	
Pathon	4	0	4	0	0	0	24	
Stallworth	3	0	3	0	0	0	18	
Brooks	2	2	0	0	0	0	12	
Conwell	2	0	2	0	0	0	12	
Ambrose	1	0	1	0	0	0	6	
K. Carter	1	1	0	0	0	0	6	
M. Lewis	1	0	1	0	0	0	6	
Rodgers	1	0	1	0	0	0	6	
Thomas	1	0	1	0	0	0	6	
J. Allen	0	0	0	0	0	0	2	
Fenderson	0	0	0	0	0	0	2	
Saints	39	11	25	3	36/37	22/30	0	340
Opponents	36	12	20	4	35/35	25/31	0	326

SACKS: Ch. Grant 10.0, Whitehead 5.5, Howard 5.0, Jackson TM 3.5, Bellamy 1.0, D. Carter 1.0, Hodge 1.0, D. Smith 1.0, K. Smith 1.0, Sullivan 1.0, Thomas 1.0, Saints 32.0, Opponents 36.0


RUSHING	No	Yds	Avg	LG	TD
McAllister	351	1641	4.7	76	8
Brooks	54	175	3.2	15	2
K. Carter	19	72	3.8	31	1
L. Smith	11	61	5.5	17	0
Horn	2	15	7.5	13	0
Fenderson	4	14	3.5	6	0
McAfee	1	13	13.0	13	0
Carney	1	3	3.0	3	0
Stallworth	1	3	3.0	3	0
M. Lewis	1	2	2.0	2	0
Bouman	3	1	0.3	2	0
Saints	448	2000	4.5	76	11
Opponents	480	2241	4.7	69	12

Receiving	No.	Yds	Avg	Long	TD
Horn	78	973	12.5	50	10
McAllister	69	516	7.5	39	0
Pathon	44	578	13.1	40	4
B. Williams	41	436	10.6	31	5
Conwell	26	290	11.2	32	2
Stallworth	25	485	19.4	76	3
M. Lewis	12	226	18.8	39	1
Rasby	6	55	9.2	17	0
T. Smith	6	28	4.7	8	0
Gardner	3	29	9.7	11	0
K. Carter	1	11	11.0	11	0
D. Lewis	1	7	7.0	7	0
Fenderson	1	5	5.0	5	0
L. Smith	1	2	2.0	2	0
Saints	314	3641	11.6	76	25
Opponents	264	3164	12.0	79	25

Score by Periods</

WAYNE GANDY

A top free-agent acquisition in 2003, T Wayne Gandy proved to be a strong addition to the offensive line. He started all 16 games and emerged as a quiet leader in the locker room.



PLAYOFF GAMES SUMMARIES

MINNESOTA VIKINGS 44, SAINTS 10

NFC Wild Card Playoff (Jan. 3, 1988) - Louisiana Superdome (68,127)

The Vikings spoiled the Saints' playoff debut by racing out to a 21-point lead at halftime and never looking back in an NFC Wild Card Playoff game in the Superdome. New Orleans opened the scoring when QB **Bobby Hebert** found WR **Eric Martin** for a 10-yard TD pass early in the first quarter, but the Vikings answered with 24 consecutive points. The Saints scored their final points on a 40-yard FG by K **Morten Andersen** late in the first half. A "Hail Mary" TD pass from QB **Wade Wilson** to WR **Hassan Jones** as the second quarter ended pushed the Vikings lead to 31-10. The Saints were held without a rushing first down in the contest while only moving the chains nine times. Minnesota controlled the ball for over 41 minutes, posting 28 first downs and rushing for 210 yards in the victory.

Minnesota Vikings	10	21	3	10	44		MV	NO	
New Orleans Saints	7	3	0	3	10				
Team	Q	Time	Play Description (Extra Point) (Drive Info)		V-H		Total First Downs	28	9
NO	1	13:37	Martin 10 yd. pass from Hebert (Andersen kick) (2-11, 0:44)		0-7	Total Net Yards	417	149	
MV	1	8:01	Nelson 42 FG (4-2, 2:05)		3-7	Rushes-Yards	50-210	14-53	
MV	1	3:07	Carter 84 yd. punt return (Nelson kick)		10-7	Net Yards Passing	207	96	
MV	2	11:41	Jordan 5 yd. pass from Wilson (Nelson kick) (10-65, 4:21)		17-7	Passing (A-C-I)	30-17-0	31-11-4	
MV	2	6:10	Carter 10 yd. pass from Rice (Nelson kick) (7-54, 3:08)		24-7	Sacked-Yards	6-42	2-8	
NO	2	3:06	Andersen 40 FG (8-40, 3:04)		24-10	Punts-Average	3-32	6-44.2	
MV	2	0:00	Jones 44 yd. pass from Wilson (Nelson kick) (3-35, 0:35)		31-10	Fumbles-Lost	4-2	0-0	
MV	3	1:15	Nelson 32 FG (11-68, 3:10)		34-10	Penalties-Yards Lost	6-64	3-2	
MV	4	7:14	Nelson 19 FG (13-54, 8:27)		37-10	Time of Possession	41:18	18:42	
MV	4	1:46	Dozier 8 yd. run (Nelson kick) (10-60, 4:20)		44-10				

RUSHING		PASSING		RECEIVING	
MV:	D. Nelson 17-73; Anderson 7-49; Dozier 8-45, 1 TD; Fenney 7-20; Rice 4-10; Kramer 2-5; W. Wilson 2-5; Gannon 3-3	MV:	Wilson 20-11-0, 189 yards, 2 TDs; Kramer 9-5-0, 50 yards; Rice 1-1-0, 10 yards, 1 TD	MV:	Carter 6-79, 1 TD; D. Nelson 2-56; Lewis 2-27; Jordan 2-17, 1 TD; Rice 2-17; Jones 1-44, 1 TD; Gustafson 1-12; Anderson 1-(-3)
NO:	Hilliard 8-39; Mayes 3-11; Hebert 2-1; Jordan 1-1	NO:	Hebert 19-9-2, 84 yards, 1 TD; Wilson 12-2-2, 20 yards	NO:	Brenner 2-33; Hill 2-15; Hilliard 2-15; Pattison 2-18; Tice 2-13; Martin 1-10, 1 TD

CHICAGO BEARS 16, SAINTS 6

NFC Wild Card Playoff (Jan. 6, 1991) - Soldier Field (60,767)

In a clash between two of the NFL's top defenses, the Bears jumped ahead 10-0 and held off the Saints in an NFC Wild Card Playoff game at Soldier Field. The Bears went up 3-0 on a K **Kevin Butler** 33-yard FG after an interception. Chicago surged ahead by 10 points when QB **Mike Tomczak** connected with TE **James Thornton** on an 18-yard scoring pass. K **Morten Andersen** got the Saints on the scoreboard with a 47-yard FG with 1:38 remaining in the half. An offside call on New Orleans nullified a 61-yard return of a blocked Bears FG attempt in the third quarter. Chicago took advantage on the reprieve, driving to set up a 22-yard field goal to give the Bears a 13-3 advantage midway through the third quarter. The teams traded FGs in the final quarter, with Andersen drilling a 38-yard kick and Butler connecting from 21 yards out to produce the winning margin. Chicago RB **Neal Anderson** rushed 27 times for 166 yards and hauled in four passes for 42 yards as the Bears rolled up 365 total yards to the Saints' 193 yards of offense.

New Orleans Saints	0	3	0	3	6		NO	CB	
Chicago Bears	3	7	3	3	16				
Team	Q	Time	Play Description (Extra Point) (Drive Info)		V-H		Total First Downs	11	18
CB	1	10:06	Butler 19 FG (6-32, 3:22)		0-3	Total Net Yards	193	365	
CB	2	13:08	Thornton 18 yd. pass from Tomczak (Butler kick) (6-62, 4:07)		0-10	Rushes-Yards	18-65	43-189	
NO	2	1:38	Andersen 47 FG (6-18, 2:09)		3-10	Net Yards Passing	128	176	
CB	3	7:29	Butler 22 FG (16-60, 8:31)		6-13	Passing (A-C-I)	34-11-3	26-13-0	

RUSHING		PASSING		RECEIVING	
NO:	Fenerty 8-29; Fourcade 2-13; Hilliard 4-13; Heyward 4-10	NO:	Walsh 16-6-1, 74 yards; Fourcade 18-5-2, 79 yards	NO:	Fenerty 4-22; Martin 2-47; Scales 1-31; Tice 1-19; Brenner 1-17;
CB:	Anderson 27-102; Muster 12-71; Green 2-8; Tomczak 2-8	CB:	Tomczak 25-12-0, 166 yards, 1 TD; Anderson 1-1-0, 22 yards	CB:	Perriman 1-11; Turner 1-6; Anderson 4-42; Thornton 2-43, 1 TD; Gentry 2-41; Morris 2-28; Muster 2-21; Davis 1-13

PLAYOFF GAMES SUMMARIES

ATLANTA FALCONS 27, SAINTS 20

NFC Wild Card Playoff (Dec. 28, 1991) - Louisiana Superdome (68,794)

Atlanta posted 10 points in the final quarter - including a 61-yard TD grab by WR **Michael Haynes** - to defeat the Saints, 27-20, in a Wild Card clash between division rivals. A TD pass from QB **Bobby Hebert** to WR **Floyd Turner** gave New Orleans a 7-0 advantage and K **Morten Andersen** increased the lead with a 45-yard FG. The Falcons got on the board when QB **Chris Miller** found WR **Andre Rison** for a 24-yard TD pass in the second quarter. K **Norm Johnson's** 44-yard FG with 0:37 left in the first half tied the score, but the Saints responded with a 35-yard FG by Andersen for a 13-10 advantage at halftime. Atlanta surged ahead with a TD early in the third quarter, but the Saints came back when RB **Dalton Hilliard's** one-yard TD plunge. A 36-yard FG by Johnson tied it up, and Haynes' long TD with 2:41 left provided the winning margin. Hebert was intercepted with 1:10 left at the Atlanta 35.

Atlanta Falcons	0	10	7	10	27
New Orleans Saints	7	6	0	7	20
Team Q Time Play Description (Extra Point) (Drive Info)					
NO 1 8:57 Turner 26 yd. pass from Hebert (Andersen kick) (11-78, 6:03)					0-7
NO 2 11:37 Andersen 45 yd. FG (6-24, 3:19)					0-10
AF 2 5:28 Rison 24 yd. pass from Miller (Johnson kick) (11-80, 6:11)					7-10
AF 2 0:37 Johnson 44 FG (10-37, 2:13)					10-10
NO 2 0:00 Andersen 35 FG (4-41, 0:37)					10-13
AF 3 9:59 Haynes 20 yd. pass from Miller (Johnson kick) (9-84, 5:01)					17-13
NO 4 14:10 Hilliard 1 yd. run (Andersen kick) (19-80, 10:49)					17-20
AF 4 7:43 Johnson 36 FG (11-45, 6:27)					20-20
AF 4 2:41 Haynes 61 yd. pass from Miller (Johnson kick) (5-80, 1:53)					27-20

	AF	NO
Total First Downs	20	23
Total Net Yards	334	330
Rushes-Yards	22-79	22-66
Net Yards Passing	255	265
Passing (A-C-I)	30-18-1	44-26-2
Sacked-Yards	5-36	1-8
Punts-Average	1-42	3-54
Fumbles-Lost	3-1	2-1
Penalties-Yards Lost	6-48	5-49
Time of Possession	26:52	33:08

RUSHING	PASSING
AF: Rozier 7-35; Pegram 11-26; Miller 4-18	AF: Miller 30-18-1, 291 yards, 3 TDs
NO: McAfee 14-49; Hebert 1-9; Hilliard 4-5, 1 TD; Jordan 3-2	NO: Hebert 44-26-2, 273 yards, 1 TD

RECEIVING
AF: Haynes 6-144, 2 TDs; Pritchard 5-63; Rison 4-56, 1 TD; Thomas 1-19; Pegram 1-5; Dixon 1-4
NO: Martin 7-83; Turner 5-75, 1 TD; Early 5-41; Hilliard 5-33; Carroll 2-23; Tice 1-13; Jordan 1-5

PHILADELPHIA EAGLES 36, SAINTS 20

NFC Wild Card Playoff (Jan. 3, 1993) - Louisiana Superdome (68,893)

The Philadelphia Eagles rallied from a 20-7 deficit to defeat the Saints, 36-20, in an NFC Wild Card Playoff game at the Superdome. The Saints took a 7-0 lead in the first quarter when **Craig Heyward** scored on a one-yard run. The Eagles tied the game on a 57-yard TD pass but the Saints got a 17-7 halftime lead on a **Bobby Hebert** scoring pass and a 35-yard FG by **Morten Andersen**. Andersen drilled another FG in the third quarter, but Philadelphia pulled to 20-10 on a **Roger Ruzek** 40-yard FG. The Eagles grabbed a 24-20 lead with TDs on their first two possessions of the fourth quarter and Hebert was sacked for a safety by DE **Reggie White**. Ruzek booted a 39-yard FG and CB **Eric Allen** returned a INT for another score in the final minutes.

Philadelphia Eagles	7	0	3	26	36
New Orleans Saints	7	10	3	0	20
Team Q Time Play Description (Extra Point) (Drive Info)					
NO 1 9:20 Heyward 1 yd. run (Andersen kick) (8-73, 5:40)					0-7
PE 1 3:22 Barnett 57 yd. pass from Cunningham (Ruzek kick) (4-80, 2:15)					7-7
NO 2 8:18 Andersen 35 FG (13-71, 7:07)					7-10
NO 2 4:14 Early 7 yd. pass from Hebert (Andersen kick) (4-53, 2:25)					7-17
NO 3 6:28 Andersen 42 FG (5-44, 3:25)					7-20
PE 3 1:01 Ruzek 40 FG (9-39, 4:05)					10-20
PE 4 10:37 Barnett 35 yd. pass from Cunningham (Ruzek kick) (9-64, 4:08)					17-20
PE 4 6:48 Sherman 6 yd. run (Ruzek kick) (5-26, 3:27)					24-20
PE 4 5:36 Hebert sacked by White for a safety					26-20
PE 4 2:36 Ruzek 39 FG (7-40, 3:00)					29-20
PE 4 2:17 Allen 18 yd. interception return (Ruzek kick)					36-20

	PE	NO
Total First Downs	19	20
Total Net Yards	349	360
Rushes-Yards	28-136	20-76
Net Yards Passing	213	284
Passing (A-C-I)	35-19-0	39-23-3
Sacked-Yards	1-6	1-7
Punts-Average	5-51.2	3-45.3
Fumbles-Lost	1-1	1-1
Penalties-Yards Lost	4-37	4-35
Time of Possession	31:25	28:35

RUSHING	PASSING
PE: Sherman 21-105, 1 TD; Cunningham 2-19; Walker 5-12	PE: Cunningham 35-19-0, 219 yards, 2 TDs
NO: Dunbar 4-28; Heyward 10-23, 1 TD; Hebert 3-18; Hilliard 3-7	NO: Hebert 39-23-3, 291 yards, 1 TD

RECEIVING
PE: Byars 6-37; Barnett 4-102, 2 TDs; Williams 4-36; Sherman 3-29; Green 1-14; Walker 1-1
NO: Early 7-93, 1 TD; Martin 5-64; Dunbar 4-49; Heyward 3-45; Brenner 2-24; Hilliard 1-10; Small 1-6

PLAYOFF GAMES SUMMARIES

SAINTS 31, ST. LOUIS RAMS 28

NFC Wild Card Playoff (Dec. 30, 2000) - Louisiana Superdome (64,900)

The Saints earned the first win in franchise history by jumping ahead to a commanding lead early by scoring 31 unanswered points and weathering a late St. Louis rally at the Superdome. After a St. Louis TD in the first quarter, the Saints scored on five of their next nine possessions. QB **Aaron Brooks** found WR **Robert Wilson** for a 12-yard TD pass and K **Doug Brien** hit a 33-yard FG for a 10-7 lead. Brooks then connected with WR **Willie Jackson** on TD passes of 10, 49 and 16 yards for a 31-7 lead with 11:57 left. The Rams mounted a comeback as QB **Kurt Warner** threw two TD passes and ran for another TD to pull St. Louis within three points. The Saints were forced to punt with 1:51 remaining, but the return was muffed by WR **LeZahir Hakim**. FB **Brian Milne** recovered the loose ball to seal the win. Jackson tied an NFL Playoff record with 3 TD catches as part of a six-catch, 142-yard day.

St. Louis Rams	7	0	0	21	28
New Orleans Saints	0	10	7	14	31
Team Q Time Play Description (Extra Point) (Drive Info)					
SL 1 5:58 Bruce 17 yd. pass from Warner (Wilkins kick) (11-68, 6:55)					7-0
NO 2 14:56 Wilson 12 yd. pass from Brooks (Brien kick) (11-70, 6:02)					7-7
NO 2 1:30 Brien 33 yd. FG (4-5, 0:51)					7-10
NO 3 8:40 Jackson 10 yd. pass from Brooks (Brien kick) (7-45, 3:23)					7-17
NO 4 13:22 Jackson 49 yd. pass from Brooks (Brien kick) (5-74, 2:55)					7-24
NO 4 11:57 Jackson 16 yd. pass from Brooks (Brien kick) (1-16, 0:05)					7-31
SL 4 9:36 Proehl 17 yd. pass from Warner (run failed) (4-80, 2:21)					13-31
SL 4 3:52 Faulk 25 yd. pass from Warner (Wilkins kick) (3-62, 0:48)					20-31
SL 4 2:36 Warner 5 yd. run (Faulk pass from Warner) (5-47, 1:07)					28-31

	SL	NO
Total First Downs	17	17
Total Net Yards	384	301
Rushes-Yards	16-34	32-50
Net Yards Passing	350	251
Passing (A-C-I)	40-24-3	29-16-1
Sacked-Yards	2-7	6-12
Punts-Average	5-43.0	6-41.0
Fumbles-Lost	3-2	4-1
Penalties-Yards Lost	9-60	5-40
Time of Possession	28:29	31:31

RUSHING	PASSING
SL: Faulk 14-24; Warner 1-5, 1 TD;	SL: Warner 40-24-3, 365 yards, 3 TDs
Wilson 1-5	NO: Brooks 29-16-1, 266 yards, 4 TDs
NO: Brooks 10-26; Allen 16-21;	
Morton 2-5; Moore 3-1; Jackson 1-(-3)	

RECEIVING
SL: Bruce 7-127, 1 TD; Faulk 7-99, 1 TD; Proehl 3-46, 1 TD; Williams 3-25; Hakim 2-42; Holt 2-26
NO: Jackson 6-142, 3 TDs; Wilson 3-41, 1 TD; Reed 3-27; Morton 2-34; A. Glover 1-16; Allen 1-6

MINNESOTA VIKINGS 36, SAINTS 16

NFC Divisional Playoff (Jan. 6, 2001) - Metrodome (64,900)

The Vikings raced out to a 21-point lead on the way to a 34-16 victory in the NFC Divisional Playoff game at the Metrodome. Minnesota QB **Daunte Culpepper** found WR **Randy Moss** for a 53-yard TD pass on the Vikings' opening series. The Saints pulled to 7-3, but Vikings K **Gary Anderson** hit a 24-yard FG and Culpepper connected with WR **Cris Carter** for a 17-yard TD to give Minnesota a 17-3 lead at halftime. The Vikings opened the second half with a 68-yard TD pass from Culpepper to Moss. The Saints added a TD pass from QB **Aaron Brooks** to TE **Dave Stachelski** to pull to 24-10, but the Vikings' Anderson hit a 44-yard FG and RB **Robert Smith** scored on a two-yard run for a 34-10 margin. New Orleans scored the game's final points as Brooks found WR **Willie Jackson** for a 48-yard TD pass with 2:19 left. Saints RB **Chad Morton** caught a NFL postseason record-tying 13 passes for 106 yards and Jackson added nine grabs for 125 yards.

New Orleans Saints	3	0	7	6	16
Minnesota Vikings	10	7	10	7	34
Team Q Time Play Description (Extra Point) (Drive Info)					
MV 1 11:57 Moss 53 yd. pass from Culpepper (Anderson kick) (3-64, 1:20)					0-7
NO 1 7:46 Brien 33 yd. FG (10-65, 4:11)					3-7
NO 1 1:36 Anderson 24 yd. FG (12-67, 6:10)					3-10
MV 2 1:29 Carter 17 yd. pass from Culpepper (Anderson kick) (7-73, 3:40)					3-17
MV 3 13:33 Moss 68 yd. pass from Culpepper (Anderson kick) (3-77, 1:27)					3-24
NO 3 9:33 Stachelski 2 yd. pass from Brooks (Brien kick) (8-83, 4:00)					10-24
MV 3 4:31 Anderson 44 yd. FG (10-50, 5:02)					10-27
MV 4 10:46 Smith 2 yd. run (Anderson kick) (8-29, 4:32)					10-34
NO 4 2:19 Jackson 48 yd. pass from Brooks (pass failed) (3-66, 0:58)					16-34

	NO	MV
Total First Downs	19	18
Total Net Yards	355	429
Rushes-Yards	17-69	32-127
Net Yards Passing	286	302
Passing (A-C-I)	48-30-2	31-17-0
Sacked-Yards	2-9	0-0
Punts-Average	5-39.0	5-45.0
Fumbles-Lost	0-0	1-0
Penalties-Yards Lost	7-40	5-60
Time of Possession	27:49	32:11

RUSHING	PASSING
NO: Brooks 5-29; Morton 1-5; Williams 6-14; Walker 1-1	NO: Brooks 48-30-2, 295 yards, 2 TDs
MV: Smith 25-74, 1 TD; Culpepper 4-11; Morrow 3-2	MV: Culpepper 31-17-0, 302 yards, 3 TDs

RECEIVING
NO: Morton 13-106; Jackson 9-125, 1 TD; Reed 2-29; Poole 2-12; Wilson 1-14; A. Glover 1-5; Stachelski 1-2, 1 TD
MV: Carter 8-120, 1 TD; Moss 2-121, 2 TDs; Smith 2-25; Kleinsasser 2-18; Walters 1-7; Jordan 1-6; McWilliams 1-5

Coaches

Abramowicz, Danny — Xavier (Ohio)	1997-99
Alexander, Hubbard — Tennessee St.	2000-03
Amadee, Lynn — LSU	1973
April, Bobby — Virginia St.	1996-99
Arians, Bruce — Northern Tech	1996
Atkins, Dave — Texas El-Paso	1996, 2000-03
Baker, Joe — Princeton	2000-03
Barnes, Billy Ray — Wake Forest	1969-70, 75
Beake, John — Trenton St.	1976-77
Beard, Ed — Tennessee	1978-80
Biles, Ed — Miami (Ohio)	1969-70
Boudreau, Paul — Boston College	1987-93
Buchanan, Buck — Grambling St.	1976-77
Bunting, John — North Carolina	2000
Campbell, Whitey — Miami	1976-80
Capers, Dom — Mount Union	1986-91
Champion, Jim — Mississippi St.	1971-72
Cignetti, Frank Jr. — Indiana (Pa.)	2000-01
Clancy, Sam — Pittsburgh	2000-03
Clements, Tom — Notre Dame	1997-99
Corey, Walt — Miami	1997-99
Cummings, Bob — Vanderbilt	1973-75
Davidson, Jeff — Ohio St.	1996
Del Rio, Jack — Southern California	1997-98
Dickson, George — Notre Dame	1967-68
DiTka, Mike — Pittsburgh	1997-99
Ecklund, Brad — Oregon	1968-70
Erkenbeck, Jim — San Diego St.	1986
Everest, Al — SMU	2000-03
Everest, Andy — Texas-El Paso	1981-85
Fangio, Vic — East Stroudsburg	1986-94
Faulkner, Jack — Miami (Ohio)	1967-69
Fears, Tom — UCLA	1967-70
Franklin, Chet — Utah	1978-79
Garrett, Jim — Utah St.	1976-77
Garrett, Judd — Princeton	1997-99
Glick, Fred — Colorado St.	1980
Gullickson, Rock — Moorhead (Minn.) St.	2000-03
Hatley, Jim — Indiana (Pa.)	1995-96, 2000-03
Hatley, Mark — Oklahoma St.	1985
Hefferle, Ernie — Duquesne	1975
Heinrich, Don — Washington	1969-70
Henry, Jack — Indiana (Pa.)	2000-03
Hewgley, Wimp — Wyoming	1974-75
Hill, Bob — Jackson St.	1978-79
Hill, King — Rice	1981-85
Holman, Rodney — Tulane	1998-99
Hostler, Jim — Indiana (Pa.)	2001-02
Hughes, Ed — Tulsa	1978-80
Jackson, Harold — Jackson St.	1997-99
Jackson, Ricky — Pittsburgh	1998-99
James, Ned — New Mexico St.	1998-99
Kennan, Larry — LaVerne	1995
Khayat, Ed — Tulane	1967-70
Kiffin, Monte — Nebraska	1995
Knott, Ty — Oregon Tech	2003
Kotite, Rich — Wagner	1977
Kuharich, Larry — Boston College	1998-99
Ledbetter, Bob — Mississippi Industrial	1974-75
Levra, John — Pittsburg St. (Kan.)	1981-85
Mainord, Carlos — McMurray J.C.	1999
Marciano, Joe — Temple	1986-95
Marcus, Evan — Ithaca	2000-2002
Matsko, John — Kent St.	1994-96
Matuszak, Marv — Tulsa	1971-73
Mauck, Carl — Southern Illinois	1982-85
Mayeaux, Glenn — New Orleans	1996
McCarthy, Mike — Baker (Kan.)	2000-03
McHan, Lamar — Arkansas	1974-75, 78-84
Meyers, Bill — Stanford	1999
Miscianaga, John — Dickinson College	2003
Moore, Tom — Iowa	1997
Mora, Jim E. — Occidental	1986-96
Mora, Jim L. — Washington	1992-96
Moss, Winston — Miami (Fla.)	2000-03
Myers, Chip — Northwestern (Okla.) St.	1994
Neal, Dan — Kentucky	1997-99
Nicolau, Nick — Southern Connecticut	1980
Nolan, Dick — Maryland	1977-80
North, John — Vanderbilt	1973-75
Nunnely, Wayne — Nevada-Las Vegas	1995-96

Pagano, John — Mesa St. (Colo.)	1996-97
Palmeri, Jerry — Montclair St.	2003
Palic, Bob — Dayton	2000-03
Paternostro, Russell — San Diego St.	1981-96
Paul, Markus — Syracuse	1998-99
Pease, John — Utah	1986-94
Petrey, Phil — Missouri	2000
Phillips, Jim (Red) — Auburn	1973-75
Phillips, O.A. (Bum) — Stephen F. Austin	1981-85
Phillips, Wade — Houston	1981-85
Prairie, Tom — Miami	1978-80
Riecke, Lou — LSU	1980
Richardson, Harold — SMU	1981-85
Riley, Mike — Alabama	2002
Roberts, J.D. — Oklahoma	1967-68, 71-73
Roy, Alvin — LSU	1976-77
Royer, Jim — Navy	1970-72
Rutigiano, Sam — Tulsa	1976-77
Shaw, Bob — Ohio St.	1967-68
Shaw, Willie — New Mexico	1997
Sheppard, Mike — California Lutheran	2002-03
Shipp, Ken — Middle Tennessee	1971-72
Shively, Doug — Kentucky	1974-76
Sidwell, Steve — Colorado	1986-94
Skipper, Jim — Whittier	1986-95
Smith, Carl — Cal Poly-SLO	1986-96
Smith, Jerry — Wisconsin	1969-70
Spencer, Joe — Oklahoma St.	1981-85
Stanfel, Dick — San Francisco	1976-80, 97-98
Stram, Hank — Purdue	1976-77
Tate, Charlie — Florida	1971
Trimble, Steve — Maryland	1995
Van Zandt, Lance — Lamar	1981-84
Venturi, Rick — Northwestern	1996-2003
Walters, Steve — Arkansas	1986-96
Warren, Frank — Auburn	1995
White, Dixie — Texas Tech	1973
Whitehead, Bud — Florida St.	1971-75
Withers, Everett — Appalachian St.	1994
Wiggins, Paul — Stanford	1978-79
Woicik, Mike — Boston College	1997-99
Wood, Dick — Auburn	1976-77
Woodford, Mike — Arizona	2003
Yaralian, Zaven — Nebraska	1997-99
Young, John Paul — Texas-El Paso	1981-85
Yowarsky, Walt — Kentucky	1967-68
Zapalac, Willie — Texas A&M	1981-85
Zook, Ron — Miami (Ohio)	2000-01

Players

Players who have spent at least one regular season game on the active roster

A	46 Abramowicz, Danny (WR) — Xavier (Ohio)	1967-73
	53 Absher, Dick (LB) — Maryland	1969-71
	69 Ackerman, Tom (C/G) — Eastern Washington	1996-2001
	40 Adams, Michael (DB) — Arkansas State	1967-88
	61 Adams, Sam (G) — Prairie View	1981
	64 Adams, Scott (G) — Georgia	1994
	27 Adams, Vashone (S) — Eastern Michigan	1997
	24 Adkins, Margene (WR) — Wichita State	1972
	50, 54 Aleaga, Ink (LB) — Washington	1997-99
	69 Alexander, P.J. (T) — Syracuse	2003
	30 Alexander, Vincent (FB) — Southern Mississippi	1987
	21 Allen, Eric (CB) — Arizona State	1995-97
	50 Allen, James (LB) — Oregon State	2002-03
	99 Allen, Kendrick (DT) — LSU	2003
	20 Allen, Terry (RB) — Clemson	2000
	86 Alphin, Gerald (WR) — Kansas State	1990-91
	43, 33 Ambrose, Ashley (CB) — Miss. Valley State	1999, 2003
	7 Andersen, Morten (K) — Michigan State	1982-94
	71 Anderson, Dick (T) — Ohio State	1967
	77 Anderson, Gary (G) — Stanford	1978
	81 Anderson, Jesse (TE) — Mississippi State	1993
	96 Andrus, Sheldon (DT) — Nicholls State	1968-87
	22 Anthony, Tyrone (RB) — North Carolina	1984-85
	89 Askson, Bert (TE) — Texas Southern	1973
	45 Athas, Pete (S) — Tennessee	1976
	81 Atkins, Doug (DE) — Tennessee	1967-69
	28 Atkins, Gene (S) — Florida A&M	1987-93

Austin, Cliff (RB) — Clemson	1983
B	
Backes, Tom (G) — Oklahoma	1993
Baker, Melvin (WR) — Michigan	1975
Baker, Tony (RB) — Iowa State	1968-71
Banks, Gordon (WR) — Stanford	1980-81
Barnes, Derrick (LB) — Virginia	1997
Barnhardt, Tommy (P) — North Carolina	1987, 89-94, 99
Barnwell, Malcolm (WR) — Virginia Union	1985
Barrington, Tom (RB) — Ohio State	1967-70
Bass, Don (TE) — Houston	1982
Bates, Mario (RB) — Arizona State	1994-97
Baumgartner, Steve (DE) — Purdue	1973-77
Bensley, John (TE) — California	1973-74
Bech, Brett (WR) — LSU	1996-99
Bell, Carlos (TE) — Houston	1971
Bellamy, Jay (S) — Rutgers	2001-03
Bender, Wes (FB) — Southern California	1997
Benjamin, Guy (QB) — Stanford	1980
Bennett, Barry (DE) — Concordia (Minn.)	1978-81
Bennett, Monte (DT) — Kansas State	1981
Benson, Cliff (TE) — Purdue	1987-88
Bentley, LeCharles (G/C) — Kansas State	2002-03
Berger, Mitch (P) — Colorado	2003
Beverly, Dwight (RB) — Illinois	1987
Blake, Jeff (QB) — East Carolina	2000-01
Blanchard, Cary (K) — Oklahoma State	1992
Blanchard, Tom (P) — Oregon	1974-78
Board, Dwaine (DE) — North Carolina A&T	1988
Boeke, Jim (T) — Heidelberg	1968
Bordano, Chris (LB) — SMU	1998-99
Bordelon, Ken (LB) — Arkansas	1976-77, 79-82
Bosarge, Wade (DB) — Tulsa	1977
Bolkin, Kirk (TE) — Arkansas	1994-95
Bouman, Todd (QB) — St. Cloud State	2003
Boyersky, Jerry (DT) — Pittsburgh	1981
Boyd, Greg (S) — Arizona	1974
Boykin, Greg (RB) — Northwestern	1977
Brannon, Robert (DE) — Arkansas	1987
Brenner, Johnny (TE) — Southern California	1981-93
Brewer, Johnny (LB) — Mississippi	1968-70
Brien, Doug (K) — California	1995-2000
Brook, Stan (T) — Colorado	1980-92
Brooks, Aaron (QB) — Virginia	2000-03
Broughton, Willie (DT) — Miami (Fla.)	1995-96
Brown, Bob (TE) — Alcorn State	1972-73
Brown, Charlie (RB) — Missouri	1967-68
21, 20 Brown, Derek (RB) — Nebraska	1993-96
Brown, Fakhir (CB) — Grambling	2002-03
Brown, Ray (S) — West Texas A&M	1978-80
Bryant, Tony (DE) — Florida State	2003
Buck, Mike (QB) — Maine	1990-93
Buck, Vince (DB) — Central State (Ohio)	1990-95
Burchfield, Don (TE) — Ball State	1971
Burke, Vern (TE) — Oregon State	1967
Burkett, Jackie (LB) — Auburn	1967-70
Burns, Ed (QB) — Nebraska	1978-80
Burris, Bo (S) — Houston	1967-69
Burrough, Ken (WR) — Texas Southern	1970
Burton, Larry (WR) — Purdue	1975-77
Butler, Bill (RB) — Kansas State	1972-74
Butler, Skip (K) — Texas-Arlington	1971
Byrd, Israel (CB) — Utah State	1993-95
C	
Campbell, Earl (RB) — Texas	1984-85
Campbell, Joe (DE) — Maryland	1977-80
Campen, James (C/G) — Tulane	1967-88
Canty, Chris (CB) — Kansas State	2000
Capone, Warren (LB) — LSU	1976
Carney, John (K) — Notre Dame	2001-03
Carr, Tom (DE) — Morgan State	1968
Carroll, Herman (DE) — Mississippi State	1994
Carroll, Travis (LB) — Florida	2002-03
Carroll, Wesley (WR) — Miami (Fla.)	1991-92
Carter, Dale (CB) — Tennessee	2002-03
Carter, David (C) — Western Kentucky	1984-85
Carter, Ki-Jana (RB) — Penn State	2003
Carter, Tim (CB) — Tulane	2001

23 Cassidy, Craig (DB) — Ohio State	1977
86 Caster, Rich (TE) — Jackson State	1981
51 Chambers, Rusty (LB) — Tulane	1975-76
89 Chandler, Wes (WR) — Florida	1978-81
24 Chapman, Clarence (CB) — Eastern Michigan	1976-80
89 Chapman, Gil (WR) — Michigan	1975
92 Chase, Martin (DT) — Oklahoma	2000-02
Cherry, Je'rod (DB) — California	1996-99
85 Childs, Henry (TE) — Kansas State	1974-80
51 Childs, Ron (LB) — Washington State	1995
13 Cipa, Larry (QB) — Michigan	1974-75
75 Clark, Bruce (DE) — Penn State	1982-88
78 Clark, Kelvin (G) — Nebraska	1982-85
89 Clark, Robert (WR) — North Carolina Central	1987-88
29 Clark, Vinnie (CB) — Ohio State	1994
51, 50 Clarke, Phil (LB) — Pittsburgh	1999-2001
42 Clay, Willie (S) — Georgia Tech	1999
85 Cleeland, Cameron (TE) — Washington	1998-99, 2001
56 Clemons, Charlie (LB) — Georgia	2000-02
66 Cody, Bill (LB) — Auburn	1967-70
4 Cofer, Mike (K) — North Carolina State	1987
86 Colchico, Dan (DE) — San Jose State	1969
55 Coleman, Don (LB) — Michigan	1974-75
13 Collins, Kerry (QB) — Penn State	1998
43 Collins, Larry (RB) — Texas A&M-Kingsville	1990
59 Colman, Wayne (LB) — Temple	1969-74, 76
66 Commiskey, Chuck (G) — Mississippi	1986-88
83 Connell, Albert (WR) — Texas A&M	2001
58 Conner, Darion (LB) — Jackson State	1994
70 Contz, Bill (T) — Penn State	1986-88
85 Conwell, Ernie (TE) — Washington	2003
41 Cook, Tori (CB) — Stanford	1987-93
57 Coombs, Larry (C) — Idaho	1980
71 Cooper, Richard (T) — Tennessee	1990-95
79 Cordileone, Lou (DT) — Clemson	1967-68
44 Cordill, Olie (P) — Memphis	1969
37 Cortez, Bruce (CB) — Parsons	1967
70 Cota, Chad (S) — Oregon	1998
39 Covington, John (S) — Notre Dame	1995
51 Cox, Bryan (LB) — Western Illinois	2002
75 Crangle, Mike (DE) — Tennessee-Martin	1972
32, 29 Craver, Aaron (RB) — San Diego State	1998-99
43 Craver, Keyon (CB) — Nebraska	2002-03
55 Crech, Bob (LB) — TCU	1973
44 Crist, Chuck (S) — Penn State	1975-77
51 Croom, Sylvester (C) — Alabama	1975
51 Crosby, Ron (LB) — Penn State	1978
60 Cunningham, Carl (LB) — Houston	1971
15 Cuozzo, Gary (QB) — Virginia	1967
69 Dalton, Oakley (DT) — Jackson State	1977
76 Davidson, Jeff (T) — Ohio State	1994
15 Davis, Bob (QB) — Virginia	1973
86 Davis, Dave (WR) — Tennessee State	1974
36 Davis, Dick (RB) — Nebraska	1970
53 Davis, Don (LB) — Kansas	1996-98
73 Davis, Isaac (G) — Arkansas	1997
63 Davis, Norman (G) — Grambling	1969
35 Davis, Ted (LB) — Georgia Tech	1967-69
95 Davis, Travis (DT) — Michigan State	1990
47 Davis, Travis (S) — Notre Dame	1995
28 Davis, Troy (RB) — Iowa State	1997-99
86 Dawkins, Sean (WR) — California	1998
81 Dawsey, Lawrence (WR) — Florida State	1999
26, 80 Dawsey, Stacey (WR) — Indiana	1987
55 DeForest, Joe (LB) — Louisiana-Lafayette	1987
47 DeGrenier, Jack (RB) — Texas-Arlington	1974
50 Del Rio, Jack (LB) — Southern California	1985-86
9, 12 Delhomme, Jake (QB) — Louisiana-Lafayette	1998-2002
19 Dempsey, Tom (K) — Palomar (Calif.) College	1969-70
87 DeRamus, Lee (WR) — Wisconsin	1995-96
32 DeRatt, Jim (DB) — North Carolina	1975
79 Derby, Glenn (T) — Wisconsin	1989-90
51 Didion, John (LB/C) — Oregon State	1971-74
56 Dixon, Ernest (LB) — South Carolina	1994
95 Dixon, Ronnie (DT) — Cincinnati	1993
66 Dohler, Conrad (G) — Wyoming	1978-79
25 Dodd, Al (WR) — Northwestern State	1969-71
72 Dombrowski, Jim (G/T) — Virginia	2002-03
86 Donovan, Tom (WR) — Penn State	1980
88 Dorris, Andy (DE) — New Mexico State	1973-76
21 Douglas, John (CB) — Texas Southern	1967-68

ALL-TIMEROSTER

ALL-TIMEROSTER

ORGANIZATION

PLAYERS

REVIEW

RECORDS

HISTORY

SPECIFICS

ORGANIZATION

PLAYERS

REVIEW

RECORDS

HISTORY

SPECIFICS

95	Douglas, Marques (DE) — Howard	2000
10	Douglas, Bobby (QB) — Kansas	1976-77
86,80	Dowdell, Marcus (WR) — Tennessee State	1992-93
22	Drakeford, Tyrone (CB) — Virginia Tech	1998-99
83	Duckett, Kenny (WR) — Wake Forest	1982-85
95	Dumbauid, Jonathan (DE) — Kentucky	1986-88
86	Dunbar, Jubilee (WR) — Southern	1973
63	Dunbar, Karl (DE) — LSU	1993
32	Dunbar, Vaughn (RB) — Indiana	1992,94-95
10,15	Durkec, Charlie (K) — Oklahoma State	1967-68,71-72
47	Dusenberry, Bill (RB) — Johnson C. Smith	1970

E

89	Early, Quinn (WR) — Iowa	1991-95
63	Ederman, Brad (G) — Missouri	1982-89
83	Edwards, Kelvin (WR) — Liberty	1986
64	Elliott, Ted (DT) — Minn. State-Mankato	1987
99	Elliott, Tony (DT) — North Texas	1982-88
52	Emanuel, Frank (LB) — Tennessee	1970
79	Exps, Tory (DT) — Memphis	1995
14	Exleben, Russell (K/P) — Texas	1979-83
84	Estes, Lawrence (DE) — Alcorn State	1970-71
59	Evans, Chuck (LB) — Stanford	1980-81
17	Everett, Jim (QB) — Purdue	1994-96

F

10	Fagan, Julian (P) — Mississippi	1970-72
44	Farasopoulos, Chris (S) — Brigham Young	1974
56	Farber, Hap (LB) — Mississippi	1970
87	Farquhar, John (TE) — Duke	1997-98
96	Faulkner, Jeff (DE) — Southern	1993
58	Federspiel, Joe (LB) — Kentucky	1972-73
9	Feller, Happy (K) — Texas	1978-80
20	Felton, Eric (CB) — Texas Tech	1978-80
27	Fenderson, James (RB) — Hawaii	2001-03
22	Fenerty, Gill (RB) — Holy Cross	1990-91
56	Ferguson, Jim (LB) — Southern California	1968
71	Ferson, Paul (T) — Georgia	1973-74
26	Fischer, Ross (S) — Purdue	1984
26	Fields, Jitter (PR) — Texas	1984
55	Fields, Mark (LB) — Washington State	1995-2000
69	Fifer, Bill (G) — West Texas A&M	1978
44	Fink, Mike (CB) — Missouri	1973
80	Finnie, Roger (T) — Florida A&M	1979
55	Flanigan, Jim (LB) — Pittsburgh	1971
71	Folau, Spencer (T/G) — Idaho	2002-03
62	Fondent, Jerry (C) — Texas A&M	1997-2003
92	Ford, Henry (DT) — Arkansas	2003
28	Ford, James (RB) — Texas Southern	1971-72
52	Forde, Brian (LB) — Washington State	1988-91
11	Fourcade, John (QB) — Mississippi	1987-90
53	Fourcade, Keith (LB) — Mississippi	1987
43	Fowler, Bobby (FB) — Louisiana Tech	1984-85
80	Franklin, P.J. (WR) — Tulane	1999
37	Franz, Todd (S) — Tulsa	2000
51	Fraser, Jim (P) — Wisconsin	1968
32	Frazier, Paul (RB) — Northwestern State	1989
35	Freeman, Reggie (LB) — Florida State	1993
15	Fritsch, Toni (K) — None	1982
24	Fuller, Johnny (S) — Lamar	1973-75
72	Fultz, Mike (DT) — Nebraska	1977-80

G

46	Gajan, Hokie (FB) — LSU	1982-85
34	Galbreath, Tony (RB) — Missouri	1976-80
62,60,46,86	Gammam, Kendall (C) — Pittsburg State	1996-99
72	Gandy, Wayne (T) — Auburn	2003
80	Garcia, Jim (DE) — Purdue	1967
88	Gardner, Talman (WR) — Florida State	2003
83	Garrett, Len (TE) — New Mexico Highlands	1973-75
20	Gary, Russell (S) — Nebraska	1981-86
97	Geathers, James (DE) — Wichita State	1984-89
15	Gibbs, Donnie (P) — TCU	1974
27	Gibson, Antonio (SS) — Cincinnati	1986-89,92
77	Gilbert, Daren (T) — Cal State-Fullerton	1985-88
42,41	Gilliam, John (WR) — South Carolina State	1967-68,77
37	Gleason, Steve (S) — Washington State	2000-03
29	Glenn, Venice (S) — Indiana State	1991

82	Glover, Andrew (TE) — Grambling	2000
97	Glover, La'roi (DT) — San Diego State	1997-2001
91	Goff, Robert "Pig" (DT) — Auburn	1990-95
77	Goich, Dan (DT) — California	1971
88	Goodlow, Eugene (WR) — Kansas State	1983-86
82	Gottschalk, Darren (TE) — Cal Lutheran	1987
4	Gowin, Toby (P) — North Texas	2000-02
40	Granger, Hoyle (RB) — Mississippi State	1971
94	Grant, Charles (DE) — Georgia	2002-03
58	Grant, Cie (LB) — Ohio State	2003
74	Gray, Cecil (T) — North Carolina	1993
21	Gray, David (DB) — East Los Angeles JC	1979
33	Gray, Kevin (DB) — Eastern Illinois	1982
72	Gray, Leon (T) — Jackson State	1982-83
37	Gray, Mel (RB) — Purdue	1986-88
45	Green, Arthur (RB) — Albany State	1972
95	Green, Howard (DT) — LSU	2003
85	Green, Paul (TE) — Southern California	1996
53	Green, Sammy (LB) — Florida	1980
23	Green, Victor (S) — Akron	1987
38	Greer, Donovan (CB) — Texas A&M	1988
32	Gregory, Ted (DT) — Syracuse	1988
75	Gresham, Bob (RB) — West Virginia	1971-72
34	Grooms, Elois (DE) — Tennessee Tech	1975-81
78	Gros, Earl (RB) — LSU	1970
56	Gross, Lee (C) — Auburn	1975-77
86	Groth, Jeff (WR) — Bowling Green	1981-85
36	Guesz, Terry (WR) — Gardner-Webb	1996
84	Guliford, Eric (WR) — Arizona State	1997-98
96	Gunn, Mark (DE) — Pittsburgh	1994
62	Gwinn, Ross (G) — Northwestern State	1986

H

79	Halapin, Mike (G) — Pittsburgh	1999
81	Hall, Lamont (TE) — Clemson	2000-02
86	Hall, Tom (WR) — Minnesota	1967
56	Hall, Willie (LB) — Southern California	1972-73
83	Hamilton, Andy (WR) — LSU	1975
70,96	Hamiter, Uhuru (DL) — Delaware State	1998-99
99	Hand, Norman (DT) — Mississippi	2000-02
98	Hanna, Jim (DT) — Louisville	1994
10	Hansen, Brian (P) — Sioux Falls	1984-88
28	Harding, Greg (DB) — Nicholls State	1994
87	Hardy, Larry (TE) — Jackson State	1978-85
14	Hargett, Edd (QB) — Texas A&M	1969-72
80	Harper, Alvin (WR) — Tennessee	1997
28	Harper, Deveron (S) — Notre Dame	2003
38	Harris, Bill (RB) — Colorado	1971
36,26	Harris, Corey (CB) — North Alabama	1999-2000
86	Harris, Herbert (WR) — Lamar	1986-87
82	Harris, Ike (WR) — Iowa State	1978-81
86	Harris, Rod (WR) — Texas A&M	1989
86	Harrison, Victor (WR) — North Carolina	1987
88	Hart, Ben (S) — Oklahoma	1967
72	Hart, Jeff (T) — Oregon State	1976
53	Hart, Tommy (DE) — Morris Brown	1996
67	Harvey, George (G) — Kansas	1967
52	Harvey, Richard Jr. (LB) — Tulane	1995-97
26	Harvey, Richard Sr. (DB) — Jackson State	1971
88	Hastings, Andre (WR) — Georgia	1997-99
70,74	Haverdink, Kevin (T) — Western Michigan	1989-91
80	Havrilak, Sam (WR) — Bucknell	1974
36	Hawthorne, Michael (CB) — Purdue	2000-01
29	Hayes, Billie (CB) — San Diego State	1972
89	Hayes, Mercury (WR) — Michigan	1986-97
92	Haynes, James (LB) — Mississippi Valley State	1984-89
81	Haynes, Michael (WR) — Northern Arizona	1994-96
49	Hazelton, Major (DB) — Florida A&M	1970
3	Hebert, Bobby (QB) — Northwestern State	1985-89,91-92
26	Heidel, Jimmy (S) — Mississippi	1967
20	Henderson, Othello (S) — UCLA	1993-94
87	Herrmann, Don (WR) — Wayneburg	1975-77
84	Hester, Jim (TE) — North Dakota	1971-73
64	Hester, Ray (LB) — Tulane	1967-69
23	Hewitt, Chris (S) — Cincinnati	1997-99
45,34	Hiward, Craig (FB) — Pittsburgh	1983-84
62	Hilgenberg, Jay (C) — Iowa	1984-89
61	Hilgenberg, Joel (C/G) — Iowa	1975-84
67	Hill, John (C) — Lehigh	1975-84
87	Hill, Lonzell (WR) — Washington	1987-89
81	Hill, Randal (WR) — Miami (Fla.)	1987-89
40,21	Hilliard, Dalton (RB) — LSU	1986-89
76	Hills, Ken (GT) — Louisiana-Lafayette	1996-99

Hilton, Zachary (TE) — North Carolina	2003
Hines, Glen Ray (T) — Arkansas	1971-72
Hoage, Terry (DB) — Georgia	1984-85
Hobbs, Billy (LB) — Texas A&M	1972
Hobbs, Daryl (WR) — Pacific	1997
Hobert, Billy Joe (QB) — Washington	1997-99
Hodge, Milford (DE) — Washington State	1986
Hodge, Sedrick (LB) — North Carolina	2001-03
Hodson, Tom (QB) — LSU	1995-96
Holden, Curtis (LB) — Washington State	2001
Holden, Sam (T) — Grambling	1971
Holland, Montrea (G) — Florida State	2003
Hollas, Hugo (S) — Rice	1970-72
Holloway, Stan (LB) — California	1980
Holmes, Jack (RB) — Texas Southern	1978-82
Horn, Joe (WR) — Itawamba (Miss.) JC	2000-03
Hoskins, Derrick (S) — Southern Mississippi	1996
Houser, Kevin (LS) — Ohio State	2000-03
Housman, Walter (T/G) — Upsilon	1987
Howard, Darren (DE) — Kansas State	2000-03
Howard, Gene (CB) — Langston	1968-70
Howard, Reggie (CB) — Memphis	2000
Howell, Delles (CB) — Grambling	1970-72
Huard, John (LB) — Maine	1971
Hubbard, Dave (T) — Brigham Young	1977
Hudson, Nat (G) — Georgia	1981
Hughes, Pat (LB) — Boston	1977-79
Hughes, Tyrone (CB) — Nebraska	1993-96
Hunt, Kevin (T) — Doane	1978
Hunt, Robert (G) — Virginia	1999
Hunter, Earnest (RB) — Southeast Oklahoma	1996
Hurley, Bill (DB) — Syracuse	1982-83
Hyatt, Fred (WR) — Auburn	1973

Ingram, Kevin (QB) — East Carolina	1987
Irvin, Ken (CB) — Memphis	2002
Ismail, Qadry (WR) — Syracuse	1998
Israel, Steve (CB) — Pittsburgh	2001

J

Jackson, Ernie (CB) — Duke	1972-77
Jackson, Grady (DT) — Knoxville	2002-03
Jackson, Greg (S) — LSU	1996
Jackson, Jonathan (LB) — Oregon State	2001
Jackson, Rickey (LB) — Pittsburgh	1981-93
Jackson, Willie (WR) — Florida	2000-01
Jacobs, Harry (LB) — Bradley	1970
Jacob, Kendyl (G/C) — Kansas State	2002-03
Jakes, Van (CB) — Kent State	1986-88
James, Philip (C) — Southern	1987
Jean-Batiste, Garland (FB) — LSU	1987
Jeffries, Hayward (WR) — North Carolina State	1996
Jeffries, Dameian (DE) — Alabama	1995
Jenkins, Trezelle (T) — Michigan	1997
Jennings, Stanford (RB) — Furman	1991
Jerton, Paul (G) — Texas	1992-93
Johnson, Alonzo (WR) — Central State (Ohio)	1998
Johnson, Benny (CB) — Johnson C. Smith	1976
Johnson, Bobby (DB) — Texas	1983-84,86
Johnson, Carl (G) — Nebraska	1972-73
Johnson, Dirk (P) — Northern Colorado	2002
Johnson, Earl (CB) — South Carolina	1985
Johnson, J.R. (LB) — Syracuse	2002
Johnson, Joe (DE) — Louisville	1994-98,2000-01
Johnson, John (LB) — Clemson	1995
Johnson, Nate (RB) — Texas Southern	1987
Johnson, Tony (TE) — Alabama	1996-98
Johnson, Tyrone (WR) — Western (Colo.) State	1994
Johnson, Udra (RB) — West Virginia	1989
Johnson, Vaughn (LB) — North Carolina State	1986-93
Johnson, Walter (LB) — Louisiana Tech	1989
Jones, Andrew (RB) — Washington State	1975-76
Jones, Brian (LB) — Texas	1995-96,98
Jones, Charlie (WR) — Fresno State	2000
Jones, Clarence (T) — Maryland	1996-98
Jones, Donta (LB) — Nebraska	2000
Jones, Ernest (DE) — Oregon	1995-98
Jones, J.J. (LB) — Arkansas	2002
Jones, Jerry (T) — Bowling Green	1967-69
Jones, Kim (FB) — Colorado State	1976-79

K

71	Kaplan, Ken (T) — New Hampshire	1987
46	Kearney, Jim (S) — Prairie View	1976
28	Keaton, Curtis (RB) — James Madison	2002
78	Keim, Mike (T) — Brigham Young	2001
30	Kelley, Les (RB) — Alabama	1967-69
87	Kelly, Mike (TE) — Davidson	1973
33,24,44,27	Kelly, Rob (S) — Ohio State	1997-2000
5	Kempf, Florian (K) — Pennsylvania	1987
60	Kennard, Derek (G) — Nevada-Reno	1991-93
82	Kennison, Eddie (WR) — LSU	1999
17	Kilmer, Billy (QB) — UCLA	1967-70
45	Kimbrough, Elbert (S) — Northwestern	1968
61	King, Ed (G) — Auburn	1995-97
53	Kingree, Rick (LB) — Tulane	1973-78
68	Kline, Alan (T) — Ohio State	1994-95
40	Knafeic, Greg (TE) — Notre Dame	1983
53	Knight, Roger (LB) — Wisconsin	2001-03
29	Knight, Sammy (S) — Southern California	1997-2002
78	Knight, Shawn (DE) — Brigham Young	1987
66	Knowles, David (T) — Indiana	1977
55	Kohlbrand, Joe (LB) — Miami (Fla.)	1985-89
43	Kopay, Dave (LB) — Washington	1971
60	Korte, Steve (C) — Arkansas	1983-90
52	Kovach, Jim (LB) — Kentucky	1979-85
89	Kramer, Kent (TE) — Minnesota	1967
9	Kramer, Tommy (QB) — Rice	1990
21	Krimm, John (S) — Notre Dame	1982
50	Kupp, Jake (G) — Washington	1967-75
67	Kuziel, Bob (C) — Pittsburgh	1972

L

64	Lafary, Dave (T) — Purdue	1977-85
39	LaGrand, Morris (RB) — Tampa	1975
67	LaPorta, Phil (T) — Penn State	1974-75
12	Laufenberg, Babe (QB) — Indiana	1986
39	Lawson, Odell (RB) — Langston	1973-74
58	Leach, Scott (LB) — Ohio State	1987
74	Leach, William (G/T) — North Carolina State	1987
11	Lee, Bivian (CB) — Prairie View	1971-75
39	Lee, Carl (DB) — Marshall	1994
32	Lee, Mark (CB) — Washington	1991
43	Legette, Tyrone (CB) — Nebraska	1992-95
62	Leggett, Brad (C) — Southern California	1990-91
72	Leggett, Earl (DT) — LSU	1967-68
52	Lemon, Mike (LB) — Kansas	1975
89	Lewis, Derrick (WR) — San Diego State	2002-03
93	Lewis, Gary (DT) — Oklahoma State	1983
24	Lewis, Gary (RB) — Arizona State	1970
84	Lewis, Marvin (RB) — Tulane	1982
98	Lewis, Michael (WR) — None	2001-03
98	Lewis, Reggie (DE) — San Diego State	1982-84
29	Lewis, Rodney (CB) — Nebraska	1982-84
3	Leyboldt, John (K) — None	1978
78	Linden, Errol (T) — Houston	1969-70
54	Lindsey, Dale (LB) — Western Kentucky	1973
73	Linhart, Toni (K) — Austria Tech	1972
86	Lippis, Louis (WR) — Southern Mississippi	1992
20,21	Little, Earl (DB) — Miami (Fla.)	1998-99
48	Livingston, Andy (RB) — Phoenix (Ariz.) College	1969-70
61	Loberg, Greg (GT) — California	1967
0	Logan, Obert (S) — Trinity	1987
2	Lohmliler, Chip (K) — Minnesota	1995
89	Long, Dave (DE) — Iowa	1969-72
26	Looney, Joe Don (RB) — Oklahoma	1969
34	Lorick, Tony (RB) — Arizona State	1968-69
46	Lumpkin, Sean (S) — Minnesota	1992-96
88	Lusk, Hendrick (TE) — Utah	1996
43	Lyons, Dicky (S) — Kentucky	1970

ORGANIZATION
PLAYERS
REVIEW
RECORDS
HISTORY
SPECIFICS

ORGANIZATION
PLAYERS
REVIEW
RECORDS
HISTORY
SPECIFICS

Mc	
25,26	McAfee, Fred (RB) — Mississippi College 1991-93, 2000-03
26	McAllister, Deuce (RB) — Mississippi 2001-03
36	McCall, Don (RB) — Southern California 1967-68, 70
19	McCard, Bill (K) — Arkansas 1973-75
42,44	McCleskey, J.J. (WR/S) — Tennessee 1993-96
67	McCollum, Andy (G) — Toledo 1994-98
71,75	McCormick, Dave (T) — LSU 1967-68
51	McCoy, Larry (LB) — Lamar 1987
44	McCraty, Fred (FB) — Mississippi State 1997
80	McCulloch, Earl (WR) — Southern California 1974
89	McGarity, Wayne (WR) — Texas 2001
18	McGeoghan, Phil (RB) — Maine 2003
49	McGill, Ralph (S) — Tulsa 1978-79
76	McGuire, Gene (C) — Notre Dame 1992
92	McIntosh, Toddick (DE) — Florida State 1995
42	McLemore, Dana (DB) — Hawaii 1986
29	McMillian, Mark (CB) — Alabama 1996
27	McNeill, Rod (RB) — Southern California 1974-75
12	McNeill, Tom (P) — Stephen F. Austin 1967-69
25	McQuay, Leon (RB) — Tampa 1976
M	
47	Mack, Cedric (CB) — Baylor 1992-93
24	Mack, Milton (CB) — Alcorn State 1987-91
8	Manning, Archie (QB) — Mississippi 1971-75, 77-82
91	Marchiol, Ken (LB) — Mesa State 1987
75	Marrone, Doug (G) — Syracuse 1989
40	Marsalis, Jim (S) — Tennessee State 1977
23	Marshall, Ken (DB) — Jackson State 1980
29	Martin, Chris (LB) — Auburn 1983
22	Martin, D'Artagnan (CB) — Kentucky State 1971
84	Martin, Eric (WR) — LSU 1985-93
93	Martin, Wayne (DE/DT) — Arkansas 1989-99
86	Martini, Rich (WR) — Cal-Davis 1981
81	Massey, Robert (CB) — North Carolina Central 1989-90
23	Mathis, Kevin (CB) — Texas A&M-Commerce 2000-01
56	Mathis, Reggie (LB) — Oklahoma 1979-80
35	Mathews, Henry (RB) — Michigan State 1973
64	Maurer, Andy (G) — Oregon 1974
84	Mauti, Rich (WR) — Penn State 1977-80, 82-83
39	Maxe, Brett (S) — Texas Southern 1985-93
22	Maxson, Alvin (RB) — SMU 1974-76
28	Mayes, Michael (CB) — LSU 1989
36	Mayes, Rueben (RB) — Washington State 1986-88, 90
19	Merkens, Guido (QB/WR/DB) — Sam Houston State 1980-85
57	Merlo, Jim (LB) — Stanford 1973-74, 76-79
71	Merrill, Casey (DT) — Cal-Davis 1986
70	Meseroll, Mark (T) — Florida State 1978
92,99	Mickell, Darren (DE) — Florida 1996-97, 99
54	Middleton, Rick (LB) — Ohio State 1974-75
10	Mike-Mayer, Steve (K) — Maryland 1978
67	Miller, Bubba (C/G) — Tennessee 2002
84	Miller, Junior (TE) — Nebraska 1984
69	Miller, Les (DT) — Ft. Hays State 1991-94
60	Miller, Mike (WR) — Tennessee 1985
51	Mills, Sam (LB) — Montclair State 1986-94
40	Mince, Brian (FB) — Penn State 2000
32	Minnick, Lincoln (RB) — New Mexico State 1973
88	Mitchell, Derrell (WR) — Texas Tech 1994
83	Mitchell, Johnny (TE) — Nebraska 2001
59	Mitchell, Keith (LB) — Texas A&M 1997-01
50	Mitchell, Kevin (LB) — Syracuse 1999
40	Mitchell, Mel (S) — Western Kentucky 2002
25	Molden, Alex (CB) — Oregon 1996-2000
97	Monroe, Derrius (DE) — Virginia Tech 2002
77	Montgomery, Marv (T) — Southern California 1976-77
74	Moore, Doug (DE) — Whittier 1971-72
74	Moore, Derland (DT) — Oklahoma 1973-85
32	Moore, Jerard (RB) — Oklahoma 2000
25	Moore, Jerry (S) — Arkansas 1973-74
21	Moore, Reynaud (CB) — UCLA 1971
73	Moorning, John (T) — Tampa 1974
57	Morgan, Mike (LB) — LSU 1969-70
77	Morris, Chris (T) — Indiana 1975
76	Morrison, Don (T) — Texas-Arlington 1971-77
37	Morse, Bobby (FB) — Michigan State 1989-91
30	Morton, Chad (RB) — Southern California 2000
42	Muncie, Chuck (RB) — California 1976-80
22,25	Muster, Brad (FB) — Stanford 1993-94
37	Myers, Tommy (S) — Syracuse 1972-81

55	Myles, DeShone (LB) — Nevada 2001
N	
65	Nacole, Chris (G) — Colorado 1997-01
55	Naima, Rob (LB) — Oregon 1981-83
23,22	Neal, Lorenzo (FB) — Fresno State 1993-96
87,68	Neal, Richard (DE) — Southern 1969-72, 78
36	Ned, Derrick (FB) — Grambling 1993-95
24	Nevert, Elijah (CB) — Clark Atlanta 1967-70
64	Newkirk, Robert (DE) — Michigan State 1999
41	Newman, Bob (WR) — Oregon 1971-74
30	Newman, Anthony (S) — Oregon 1995-97
86	Newman, Patrick (WR) — Utah State 1991-93
78	Newsome, Billy (DE) — Grambling 1973-74
31	Newsome, Richard (S) — Michigan State 2001
38	Nicholson, Calvin (CB) — Oregon State 1989-91
11	Ninowski, Jim (QB) — Michigan State 1969
33	Norris, Moran (FB) — Kansas 2001-02
60	Noivsky, Craig (C/T) — UCLA 1994-96
13	Nussmeier, Doug (QB) — Idaho 1994-97
36	Nyvall, Vic (RB) — Northwestern State 1970
O	
82	O'Neal, Ken (TE) — Oklahoma State 1987
10	O'Neal, Steve (P) — Texas A&M 1973
14	O'Sullivan, J.T. (QB) — Cal-Davis 2002-03
29	Ogden, Ray (WR) — Alabama 1967
86	Ojo, Onone (WR) — Cal-Davis 2006
28	Oldham, Chris (S) — Oregon 2000-01
35	Otis, Jim (RB) — Ohio State 1970
66	Oubre, Louis (G) — Oklahoma 1982-84
49	Owens, Artie (WR) — West Virginia 1980
72	Owens, Joe (DE) — Alcorn State 1971-75
83	Owens, Tinker (WR) — Oklahoma 1976, 78-80
P	
35	Pahukoa, Shane (S) — Washington 1995
52	Palmer, Dick (LB) — Kentucky 1972-73
75	Palmer, Emile (DT) — Syracuse 1996
42,88	Parker, Joel (WR) — Florida 1974-75, 77
96	Parker, Steve (DE) — Idaho 1980
83	Parks, Dave (TE) — Texas Tech 1968-72
17	Partridge, Rick (P) — Utah 1979
80	Pathon, Jerome (WR) — Washington 2002-03
88	Pattison, Mark (WR) — Washington 1987-88
51	Patt, Whitney (LB) — Colorado 1982-85
53	Pelluer, Scott (LB) — Washington State 1981-85, 87
71	Perot, Petey (G) — Northwestern State 1985
80	Perriman, Brett (WR) — Miami (Fla.) 1988-90
39	Perry, Darren (S) — Penn State 2000
32	Perry, Vernon (S) — Jackson State 1983
33	Perry, Wilmont (RB) — Livingstone 1998-99
45	Petry, Stan (CB) — TCU 1991
34	Phillips, Jess (RB) — Michigan State 1973-74
43	Phillips, Kim (CB) — North Texas 1989
37	Philyaw, Dino (RB) — Oregon 1989
76	Pietrzak, Jim (C) — Eastern Michigan 1979-84
22	Pitman, Julian (DT) — Florida State 1988
85	Poage, Elijah (RB) — Philander Smith 1970
25	Poe, Johnis (CB) — Missouri 1981-87
82	Pollard, Bob (DE) — Weber State 1971-77
83	Poole, Keith (WR) — Arizona State 1997-2000
97	Port, Chris (G/T) — Duke 1991-95
59	Porter, Rufus (LB) — Southern 1995-96
40	Powell, Marvin (FB) — Southern California 1969
33	Prece, Steve (DB) — Oregon State 1999
75	Price, Elex (DT) — Alcorn State 1973-80
70	Price, Marcus (T) — LSU 2000-01
23	Proffit, Joe (RB) — Louisiana-Monroe 1973
65	Prudhomme, Remi (G/C) — LSU 1971-72
R	
47	Rackley, David (DB) — Texas Southern 1985
21	Ramsey, Nate (S) — Indiana 1973
16	Ramsey, Steve (QB) — North Texas 1970
86	Rasby, Walter (TE) — Wake Forest 2002

74	Rasley, Rocky (G) — Oregon State 1974
80	Ray, Ricky (CB) — Norfolk State 1979-80
74	Reaves, Ken (CB) — Norfolk State 1974
11	Rebowe, Rusty (LB) — Nicholls State 1978
13	Redd, Glen (LB) — Brigham Young 1981, 83-86
37	Reed, Jake (WR) — Grambling 2000, 02
29	Reese, Don (DE) — Jackson State 1978-80
47	Rengel, Mike (DT) — Hawaii 1969
16	Reyes, Tutan (T) — Mississippi 2000-02
89	Rhem, Steve (WR) — Minnesota 1994-95
83	Ricardo, Benny (K) — San Diego State 1980-81
32	Rice, Floyd (LB) — Alcorn State 1978
90	Richey, Mike (T) — North Carolina 1981
27	Riley, Preston (WR) — Memphis 1973
22	Riley, Victor (T) — Auburn 2002-03
26	Riordan, Tim (QB) — Temple 1987
87	Rissmiller, Ray (T) — Georgia 1967
78	Roaches, Carl (KR) — Texas A&M 1985
68	Roaf, William (T) — Louisiana Tech 1993-2001
55	Robbins, Austin (DT) — North Carolina 1996-99
71	Roberts, Walt (WR) — San Jose State 1967
37	Robinson, Craig (T) — Houston 1972-73
52	Robinson, Virgil (RB) — Grambling 1971-72
37	Rodenberger, Jeff (FB) — Maryland 1987
43	Rodgers, Derrick (LB) — Arizona State 2003
58	Roe, Bill (LB) — Colorado 1987
42	Rogers, George (RB) — South Carolina 1981-84
41	Rogers, Jimmy (RB) — Oklahoma 1980-84
73	Rogers, Steve (RB) — LSU 1994
63	Rollins, Baron (G) — Louisiana Tech 1995
97	Rose, George (CB) — Auburn 1967
60	Ross, Scott (LB) — Southern California 1991
20	Roth, Tom (C/G) — Southern Illinois 1994
29	Rourke, Jim (T) — Boston College 1985
44	Roussel, Tom (LB) — Southern Mississippi 1971-72
56	Rowe, Dave (DT) — Penn State 1967-70
79	Royals, Mark (P) — Appalachian State 1997-98
69	Ruff, Orlando (LB) — Furman 2003
15	Ryzcek, Paul (C) — Virginia 1981
S	
10	Sagapolutele, Pio (DT) — San Diego State 1997
10	Saindon, Pat (G) — Vanderbilt 1986
10	Sandeman, Bill (T) — Pacific 1967
10	Sanderson, Scott (G/T) — Washington State 2001-02
10	Saul, Bill (LB) — Penn State 1969
10	Savoie, Nicky (TE) — LSU 1997
10	Scales, Greg (TE) — Wake Forest 1988-91
10	Scarpati, Joe (DB) — North Carolina State 1970
10	Schmidt, Roy (G) — Long Beach State 1967-68
10	Schmidt, Terry (CB) — Ball State 1974-75
10	Schreiber, Adam (G) — Texas 1985
10	Schultz, Randy (RB) — Northern Iowa 1967-68
10	Schumacher, Kurt (G) — Ohio State 1975-77
10	Schwartz, Don (S) — Washington State 1978-80
10	Schweda, Brian (DE) — Kansas 1967-68
10	Scifres, Steve (T) — Wyoming 1999
10	Scott, Bobby (QB) — Tennessee 1973-82
10	Scott, Lindsay (WR) — Georgia 1982-85
10	Scott, Malcolm (TE) — LSU 1987
10	Seal, Paul (TE) — Michigan 1974-76
10	Shaw, Bob (WR) — Winston-Salem State 1970
10	Shaw, Rickie (T) — North Carolina 1993
10	Shepard, Derrick (WR) — Oklahoma 1989
10	Shinners, John (G) — Xavier (Ohio) 1969-71
10	Shuler, Keith (QB) — Tennessee 1997-98
10	Shy, Don (RB) — San Diego State 1969
10	Siglar, Ricky (T) — San Jose State 1997-98
10	Simmons, Dave (LB) — Georgia Tech 1967
10	Simmons, Jerry (WR) — Bethune-Cookman 1967
10	Simmons, Michael (DE) — Mississippi State 1989-90
10	Simonini, Ed (LB) — Texas A&M 1982
10	Slaughter, Chuck (T) — South Carolina 1982
10	Sloan, David (TE) — New Mexico 2002-03
10	Slutzker, Scott (TE) — Iowa 1998-99
10	Small, Torrance (WR) — Alcorn State 1992-96
10	Smeenge, Joel (DE/LB) — Western Michigan 1990-94
10	Smith, Brady (DE) — Colorado State 1996-99
10	Smith, Cedric (FB) — Florida 1990-91
10	Smith, Darrin (LB) — Miami (Fla.) 2000-03
10	Smith, Irv (TE) — Notre Dame 1993-97
10	Smith, Kenny (DT) — Alabama 2001-03
10	Smith, Lamar (RB) — Houston 1998-99, 2003

66	Smith, Royce (G) — Georgia 1972-73
44	Smith, Terrelle (FB) — Arizona State 2000-03
52	Smith, Vinson (LB) — East Carolina 1998-99
11	South, Ronnie Lee (QB) — Arkansas 1968
33	Spears, Ernest (S) — Southern California 1960
37	Spencer, Jimmy (CB) — Florida 1992-95
29	Spencer, Maurice (CB) — North Carolina Central 1974-76, 78
47	Spivey, Mike (CB) — Colorado 1980-81
16	Stabler, Ken (QB) — Alabama 1982-84
83	Stachelski, Dave (TE) — Boise State 2000-01
89	Stallworth, Don'te (WR) — Tennessee 2002-03
90	Stanley, Israel (DE) — Arizona State 1995
32	Stauch, Scott (RB) — UCLA 1981
27	Stemrick, Greg (CB) — Colorado State 1983
22	Stevens, Howard (RB) — Louisville 1973-74
26	Stewart, Jimmy (S) — Tulsa 1977
87	Stickle, Monty (TE) — Notre Dame 1968
68	Stieve, Terry (G) — Wisconsin 1976-77
78	Stinechomb, Jonathan (T) — Georgia 2003
55	Stincic, Tom (LB) — Michigan 1972
71	Stokes, Fred (DE) — Georgia Southern 1996
52	Stonebreaker, Mike (LB) — Notre Dame 1994
37	Stonebreaker, Steve (LB) — Detroit 1967-68
37	Stowers, Tommie (TE) — Missouri 1992-93
43	Strachan, Mike (RB) — Iowa State 1975-80
58	Strand, Eli (G) — Iowa State 1967
42	Strong, Jim (RB) — Houston 1971-72
41	Strong, William (CB) — North Carolina State 1995-96
73	Sturm, Jerry (TC) — Illinois 1967-70
63	Sturt, Fred (G) — Bowling Green 1978-81
97	Sullivan, Johnathan (DT) — Georgia 2003
60	Sutherland, Doug (G) — Wisconsin-Superior 1970
20	Sutton, Jon (CB) — New Mexico 1987
29	Sutton, Reggie (CB) — Miami (Fla.) 1987-88
56	Sweetan, Karl (QB) — Wake Forest 1968
56	Swilling, Pat (LB) — Georgia Tech 1986-92
79	Swinyer, Clovis (DT) — Arkansas State 1970
69	Swoopes, Pat (DT) — Mississippi State 1987, 89
15	Szaro, Rich (K) — Harvard 1975-78
88	Szymakowski, Dave (WR) — West Texas A&M 1968
T	
72	Talbert, Don (T) — Texas 1969-70
22	Taylor, Derrick (S) — North Carolina State 1987
71	Taylor, James (T) — Missouri 1978-81
31	Taylor, Jim (RB) — LSU 1967
79	Taylor, Keith (S) — Illinois 1992-93
27	Taylor, Mike (T) — Southern California 1969-70
78	Terrell, Daryl (T) — Southern Mississippi 1999-2001
50	Terry, Corey (LB) — Tennessee 2000
86	Thaxton, James (TE) — Tennessee State 1976-77
23	Thomas, Charlie (KR) — Tennessee State 1975
85	Thomas, Curtland (WR) — Missouri 1987
22	Thomas, Fred (CB) — Tennessee-Martin 2000-03
79	Thomas, Henry (G) — Texas State 1987
89	Thomas, Joe (WR) — Mississippi Valley State 1987
17	Thomas, Speedy (WR) — Utah 1973-74
89	Thompson, Aundra (WR) — Texas A&M-Commerce 1981-82
37	Thompson, Bennie (S) — Grambling 1989-91
27	Thompson, Bobby (S) — Arizona 1969
65	Thompson, Dave (T) — Clemson 1974-75
96	Thorp, Don (DT) — Illinois 1984
33	Thurman, Junior (DB) — Southern California 1987
82	Tice, John (TE) — Maryland 1983-92
74	Tilleman, Mike (DT) — Montana 1967-70
71	Tillman, Faddie (DT) — Boise State 1972
11,14	Todd, Richard (QB) — Alabama 1984-85
54	Toles, Alvin (LB) — Tennessee 1985-88
11	Tolliver, Billy Joe (QB) — Texas Tech 1998-2000
90	Tomich, Jared (DE) — Nebraska 1997-2000
32	Toussaint, Darrell (DB) — Northwestern State 1987
77	Townes, Willie (DE) — Tulsa 1970
65	Trappo, Steve (G) — Boston College 1987-90, 92
54	Tubbs, Winfred (LB) — Texas 2002-03
57	Tuipala, Joe (LB) — San Diego State 1999
26	Tullis, Willie (CB) — Troy State 1985-86
68	Turley, Kyle (G/T) — San Diego State 1998-2002
97	Turnbull, Remaldo (DE/LB) — West Virginia 1990-96
88	Turner, Floyd (WR) — Northwestern State 1989, 93
86	Twyer, Guymard (WR) — Western Illinois 1997
42	Tyler, Toussaint (RB) — Washington 1981-82

ALL-TIMEROSTER

ALL-TIMENUMERICALROSTER

U	62 Uhlhake, Jeff (C) — Ohio State1994-95
----------	--

V	35 Van Wagner, Jim (FB) — Michigan Tech1978
	52 Vanderbundt, Skip (LB) — Oregon State1978
	38 Vandorsea, Phil (LB) — Massachusetts1967
	66 Verstegen, Mike (G) — Wisconsin1995-97

W	70 Wagner, Terrence (C) — Sacramento State2003
	87 Wainright, Frank (TE) — Northern Colorado1991-93
	83 Walker, Dwight (WR) — Nicholls State1987
	78 Walker, Jeff (G) — Memphis1988-89
	80 Walker, Mike (DE) — Tulane1971
	4 Walls, Wesley (TE) — Mississippi1994-95
	5 Walsh, Steve (QB) — Miami (Fla.)1990-93
	21 Ward, Carl (S) — Michigan1969
	72 Ward, Phillip (TE) — Ohio State1984
	21 Ward, Phillip (LB) — UCLA2000
	98 Warner, Ron (LB) — Kansas1998
	73 Warren, Frank (DE) — Auburn1981-89, 91-94
	26 Washington, Dave (LB) — Alcorn State1980
	55 Washington, Mickey (CB) — Texas A&M1987
	88 Waters, Mike (TE) — San Diego State1987
	73 Watson, John (T) — Oklahoma1977-79
	61 Watson, Mike (T) — Miami (Ohio)1977
	49 Wattleet, Frank (S) — Kansas State1981-87
	44 Wayner, Dave (DB) — Notre Dame1980-89
	42,24 Weary, Fred (CB) — Florida1998-2001
	85 Weatherspoon, Cephus (WR) — Ft. Lewis Colleg1972
	56 Weissenhofer, Ron (LB) — Notre Dame1987
	52 Welch, Claxton (RB) — Oregon1970
	54 Wendryhoski, Joe (C) — Illinois1967-68
	60 Westbrook, Greg (LB) — Colorado1975-77
	84 Wheatley, Austin (TE) — Iowa2000
	39 Wheelwright, Ernie (RB) — Southern Illinois1967-70
	86 Whitaker, Creston (WR) — North Texas1972
	98 White, Mitch (T) — Oregon State2001
	98 Whitehead, Willie (DE/DT) — Auburn1999-2003
	23 Whitesell, Dave (CB) — Indiana1967-69
	59 Whittingham, Fred (LB) — Cal Poly-SLO1967-68
	23 Whittle, Ricky (RB) — Oregon1996
	66 Wickert, Tom (G) — Washington State1975-76
	49 Wicks, Bob (WR) — Utah State1974
	47 Wilcox, Josh (TE) — Oregon1998-99
	94 Wilks, Jim (DE/DT) — San Diego State1981-93
	82 Williams, Boo (TE) — Arkansas2001-03
	51 Williams, Brian (LB) — Southern California2001

	88 Williams, Brooks (TE) — North Carolina1978-81
	61 Williams, Del (G) — Florida State1967-73
	90 Williams, James (LB) — Mississippi State1990-94
	24 Williams, Joe (RB) — Wyoming1972
	45 Williams, John (FB) — Wisconsin1986
	66 Williams, Larry (G) — Notre Dame1991
	96 Williams, Melvin (DE) — Kansas State2003
	69 Williams, Ralph (G) — Southern1985-86
	86 Williams, Richard (WR) — Abilene Christian1974
	34 Williams, Ricky (RB) — Texas1999-2001
	21 Williams, Robert (CB) — North Carolina1999
	63 Williams, Wally (G) — Florida A&M1999-2002
	65 Williams, Willie (T) — LSU1994
	63 Willis, Donald (G) — North Carolina A&T1995-97
	89 Willis, Len (WR) — Ohio State1977
	4 Wilsmsmeyer, Klaus (P) — Louisville1995-96
	18 Wilson, Dave (QB) — Illinois1981, 83-89
	42,24 Wilson, Jerry (CB) — Southern2001-02
	42 Wilson, Ray (S) — New Mexico1994
	80 Wilson, Robert (WR) — Florida A&M2000-01
	45 Wilson, Tim (FB) — Maryland1983-84
	79,92 Wilson, Troy (DE) — Pittsburg State1998-99
	18 Wilson, Wade (QB) — Texas A&M-Commerce1993-94
	30 Wilson, Wayne (FB) — Shepherd1979-86
	71 Winans, Jeff (DT) — Southern California1976
	80 Winslow, Doug (WR) — Drake1973
	9 Winslow, George (P) — Villanova1989
	92 Winston, DeMond (LB) — Vanderbilt1990, 92-94
	56 Winston, Dennis (LB) — Arkansas1982-85
	68 Winther, Wimpy (C) — Mississippi1972
	24 Woerner, Scott (DB) — Georgia1987
	19 Wood, Gary (QB) — Cornell1987
	73 Wood, John (DE) — LSU1973
	65 Woods, Robert (T) — Tennessee State1975-80
	47 Woodson, Mary (S) — Indiana1969
	34 Word, Barry (RB) — Virginia1987-88
	7 Wuerrfel, Danny (QB) — Florida1997-99
	23 Wyatt, Doug (S) — Tulsa1970-72

Y	1 Yepremian, Garo (K) — None1979
	65 Young, Bob (G) — Howard Payne1981
	93 Young, Kevin (DE) — Utah State1987
	89 Young, Tyrone (WR) — Florida1983-84
	20 Youngblood, George (S) — Los Angeles State1967-68

Z	79 Zanders, Emanuel (G) — Jackson State1974-80
	34 Zellars, Ray (FB) — Notre Dame1995-98

0	Logan, Obert (S)1967
----------	----------------------------

00	Barrough, Ken (WR)1970
-----------	------------------------------

1	1 Guardo, Benny (K)1980-81
	1 Yepremian, Garo (K)1979

2	Brooks, Aaron (QB)2000-02
	1 Schmitter, Chip (K)1995

3	Butler, Skip (K)1971
	1 Lane, John (K)2001-02
	1 Hebert, Bobby (QB)1985-89, 91-92
	1 Leopold, John (K)1978
	1 Royals, Mark (P)1997-98

4	Hummer, Todd (QB)2003
	1 Coker, Mike (K)1987
	1 Gowan, Toby (P)2000-02
	1 Walsh, Steve (QB)1990-93
	1 Wilsmsmeyer, Klaus (P)1995-96

5	Kempf, Florian (K)1987
	1 Butler, Heath (QB)1997-98

6	Barnhardt, Tommy (P)1987, 89-94, 99
	1 Johnson, Dirk (P)2002

7	Andersen, Morten (K)1982-94
	1 Benjamin, Guy (QB)1980
	1 Linhart, Toni (K)1972
	1 Wuerrfel, Danny (QB)1997-99

8	Manning, Archie (QB)1971-75, 77-82
----------	--

9	Delhomme, Jake (QB)1998-99
	1 Feller, Happy (QB)1972-73
	1 Kramer, Tommy (QB)1990
	1 Winslow, George (P)1989

10	Barnhardt, Tommy (P)1987, 89-94
	1 Blanchard, Cary (K)1992
	1 Brien, Doug (K)1995-2000
	1 Douglass, Bobby (QB)1976-77
	1 Durkee, Charlie (K)1967-68, 71-72
	1 Fagan, Julian (P)1970-72

	1 Hansen, Brian (P)1984-88
	1 Jurich, Tom (K)1978
	1 Mike-Mayer, Steve (K)1978
	1 O'Neal, Steve (P)1973

11	Burns, Ed (QB)1978-80
	1 Fourcade, John (QB)1987-90
	1 Lee, Bivian (CB)1971-75
	1 Ninowski, Jim (QB)1969
	1 South, Ronnie (QB)1968
	1 Todd, Richard (QB)1984-85
	1 Tolliver, Billy Joe (QB)1998-2000

12	Delhomme, Jake (QB)2000-02
	1 Hobert, Billy Joe (QB)1997-99
	1 Ingram, Kevin (QB)1987
	1 Laufenberg, Babe (QB)1986
	1 McNeill, Tom (P)1967-69
	1 Scott, Bobby (QB)1973-82

13	Cipa, Larry (QB)1974-75
	1 Collins, Kerry (QB)1998
	1 Nussmeier, Doug (QB)1994-97

14	Erxleben, Russell (K/P)1979-83
	1 Hargett, Edd (QB)1969-72
	1 Hodson, Tom (QB)1995-96
	1 O'Sullivan J.T. (QB)2002-03
	1 Riordan, Tim (QB)1987
	1 Sweetan, Karl (QB)1968
	1 Todd, Richard (QB)1984-85

15	Cuozzo, Gary (QB)1967
	1 Davis, Bob (QB)1973
	1 Durkee, Charlie (K)1967-68, 71-72
	1 Gibbs, Donnie (P)1974
	1 Fritsch, Toni (K)1982
	1 Sweetan, Karl (QB)1968
	1 Szaro, Rich (K)1975-78

16	Blanchard, Tom (P)1974-78
	1 Buck, Mike (QB)1990-93
	1 Burris, Bo (S)1967-69
	1 Ramsey, Steve (QB)1970
	1 Stabler, Ken (QB)1982-84

17	Berger, Mitch (P)2003
	1 Everett, Jim (QB)1994-96
	1 Kilmer, Billy (QB)1967-70
	1 Partridge, Rick (P)1979
	1 Thomas, Speedy (WR)1973-74

18	Blake, Jeff (QB)2000-01
	1 Hollas, Hugo (S)1970-72
	1 Guess, Terry (WR)1996
	1 McGeoghan, Phil (WR)2003
	1 Wilson, Dave (QB)1981, 83-89
	1 Wilson, Wade (QB)1993-94

19	Bech, Brett (WR)1996
	1 Dempsey, Tom (K)1969-70
	1 McClard, Bill (K)1973-75
	1 Merkens, Guido (QB/WR/DB)1980-85
	1 Johnson, Alonzo (WR)1998
	1 Jones, Charlie (WR)2000
	1 Wood, Gary (QB)1967

20	Allen, Terry (RB)2000
	1 Bellamy, Jay (S)2001-03
	1 Brown, Derek (RB)1993-96
	1 Felton, Eric (CB)1978-80
	1 Gary, Russell (SS)1981-86
	1 Henderson, Othello (S)1993-94
	1 Howell, Delles (CB)1970-72
	1 Little, Earl (CB)1998
	1 Sutton, John (CB)1987
	1 Wood, John (DE)1973
	1 Youngblood, George (S)1967-68

21	Allen, Eric (CB)1995-97
	1 Boyd, Greg (S)1974
	1 Brown, Derek (RB)1993-96
	1 Carter, Dale (CB)2002-03
	1 Douglas, John (CB)1967-68
	1 Gray, David (DB)1979
	1 Hilliard, Dalton (RB)1986-93
	1 Israel, Steve (CB)2001
	1 Johnson, Earl (CB)1985
	1 Krimm, John (S)1982
	1 Little, Earl (CB)1999
	1 Moore, Reynaud (CB)1971
	1 Ramsey, Nate (S)1973
	1 Reaves, Ken (CB)1974
	1 Scarpati, Joe (DB)1970
	1 Ward, Carl (S)1969
	1 Williams, Robert (CB)1999

22	Anthony, Tyrone (RB)1984-85
	1 Brown, Charlie (RB)1967-68
	1 Drakeford, Tyrone (CB)1998-99
	1 Fenerty, Gill (RB)1990-91
	1 Jakes, Van (CB)1986-88
	1 Johnson, Benny (CB)1976
	1 Lewis, Gary (RB)1970
	1 Martin, D'Artagnan (CB)1971
	1 Mayes, Michael (CB)1989
	1 Muster, Brad (FB)1993-94
	1 Neal, Lorenzo (FB)1993-96
	1 Pitts, Elijah (RB)1970
	1 Ray, Ricky (CB)1979-80
	1 Stevens, Howard (RB)1973-74
	1 Taylor, Derrick (FS)1987
	1 Thomas, Fred (CB)2000-03

23	Cassady, Craig (DB)1977
	1 Green, Victor (S)2003
	1 Hewitt, Chris (S)1997-99
	1 Jordan, Buford (FB)1986-92
	1 Marshall, James (DB)1980
	1 Mathis, Kevin (CB)2001
	1 Neal, Lorenzo (FB)1993-96
	1 Profit, Joe (RB)1973
	1 Thomas, Charlie (KR)1975
	1 Whitesell, Dave (CB)1967-69
	1 Whittle, Ricky (RB)1996
	1 Wyatt, Doug (S)1970-72

! worthnoting

POINTS ALLOWED
Over the last 12 games, the Saints' defense gave up only 207 points (an average of 17.25 points per contest). During that span, New Orleans held five opponents to two touchdowns or less and the defense did not allow an opposing wide receiver to haul in a touchdown pass after the fourth quarter at Tampa Bay on Nov. 2. The unit also improved as the season went on, as over the final four games the Saints gave up a scant 48 points (an average of 12 points per contest).

For the season, opponents averaged 20.4 points per game as New Orleans held 11 teams to 20 points or less. In 2002, the Saints held only one foe to below 20 points (a 10-6 loss to the Carolina Panthers in the finale on Dec. 29 in the Superdome).

24

Adkins, Margene (WR)1972
 Bates, Mario (RB)1994-97
 Brown, Derek (RB)1993-96
 Chapman, Clarence (CB)1976-80
 Fuller, Johnny (S)1973-75
 Hoage, Terry (DB)1984-85
 Kelly, Rob (S)1998
 Lewis, Marvin (RB)1982
 Mack, Milton (CB)1987-91
 Nevett, Elijah (CB)1967-70
 Weary, Fred (CB)1999-2001
 Williams, Joe (RB)1972
 Woerner, Scott (DB)1987

25

Bosarge, Wade (DB)1977
 Dodd, Al (WR)1969-71
 McAfee, Fred (RB)1991-93, 2002-03
 McQuay, Leon (RB)1976
 Molden, Alex (CB)1996-2000
 Moore, Jerry (S)1973-74
 Muster, Brad (FB)1993-94
 Poe, Johnnie (CB)1981-87
 Simmons, Jerry (WR)1967

26

Buck, Vince (DB)1990-95
 Dawsey, Stacey (WR)1987
 Fields, Jitter (PR)1984
 Harris, Corey (CB)2000
 Harvey, Richard Sr. (DB)1971
 Heidel, Jimmy (S)1967
 Looney, Joe Don (RB)1969
 McAfee, Fred (RB)2000
 McAllister, Deuce (RB)2001-03
 Rogers, Steve (RB)1975
 Smith, Lamar (RB)1999
 Stewart, Jimmy (SS)1977
 Tullis, Willie (CB)1985-86
 Washington, Mickey (CB)1997

27

Adams, Vashone (S)1997
 Brown, Ray (SS)1978-80
 Fenderson, James (RB)2001-03
 Gibson, Antonio (SS)1986-89, 92
 Irvin, Ken (CB)2002
 Jones, Reginald (CB)1991-94
 Jones, Selwyn (CB)1994
 Kelly, Rob (S)2000
 McNeill, Rod (RB)1974-75
 Roberts, Walt (WR)1967
 Sternrick, Greg (CB)1983
 Thompson, Bobby (S)1969

28

Atkins, Gene (S)1987-93
 Davis, Troy (RB)1997-99
 Fichtner, Ross (S)1968
 Ford, James (RB)1971-72
 Harding, Greg (DB)1984
 Harper, Deveron (DB)2003
 Hoskins, Derrick (S)1996
 Hurler, Bill (DB)1982-83
 Keaton, Curtis (RB)2002
 Maxson, Alvin (RB)1974-76
 Oldham, Chris (S)2000-01
 Shy, Don (RB)1969

29

Clark, Vinnie (CB)1994
 Craver, Keyuo (CB)2003
 Glenn, Vencie (S)1991
 Hayes, Billie (CB)1972
 Howard, Gene (CB)1968-70
 Johnson, Udra (RB)1989
 Knight, Sammy (S)1997-2002
 Lewis, Rodney (CB)1982-84
 McMillian, Mark (CB)1996
 Ogden, Ray (WR)1967
 Spencer, Maurice (CB)1974-76, 78
 Sutton, Reggie (CB)1987-88
 Taylor, Keith (S)1992-93

30

Alexander, Vincent (FB)1987
 Cherry, Je'Rod (DB)1998-99
 Harris, Bill (RB)1971
 Jackson, Ernie (CB)1972-77
 Kelley, Les (RB)1967-69
 Morton, Chad (RB)2000
 Newman, Anthony (S)1995-97
 Shaw, Bob (WR)1970
 Smith, Cedric (FB)1991
 Wilson, Wayne (FB)1979-86

31

Newsome, Richard (S)2001
 Taylor, Jim (RB)1967

32

Barrington, Tom (RB)1967-70
 Carter, Ki-Jang (RB)2003
 Craver, Aaron (RB)1998-99
 DeRatt, Jim (DB)1975
 Dunbar, Vaughn (RB)1992, 94-95
 Prutzer, Paul (RB)1989
 Hunter, Earnest (RB)1996
 Jones, Kim (FB)1976-79
 Lee, Mark (CB)1991
 Minor, Lincoln (RB)1973
 Moore, Jerald (RB)2000
 Perry, Vernon (S)1983
 Stauch, Scott (RB)1981
 Toussaint, Darrell (DB)1987

33

Ambrose, Ashley (CB)2003
 Gray, Kevin (DB)1982
 Hughes, Tyrone (CB)1993-96
 Kelly, Rob (S)1997
 Norris, Moran (FB)2001-02
 Perry, Wilmont (RB)1998-99
 Preece, Steve (DB)1969
 Schultz, Randy (RB)1967-68
 Spears, Ernest (S)1990
 Strachan, Mike (RB)1975-80
 Thurman, Junior (DB)1987

34

Bell, Carlos (TE)1971
 Galbreath, Tony (RB)1976-80
 Heyward, Craig (FB)1988-92
 Johnson, Bobby (DB)1983-84, 86
 Tebecky Jones (S)2003
 Lorick, Tony (RB)1968-69
 Phillips, Jess (RB)1973-74
 Rodenberger, Jeff (FB)1987
 Williams, Ricky (RB)1999-2001

Word, Barry (RB)1987-88
 Zellars, Ray (FB)1995-98

35

Brown, Fakhr (CB)2002-03
 Campbell, Earl (RB)1984-85
 Cauty, Chris (CB)2000
 Davis, Ted (LB)1967-69
 Gresham, Bob (RB)1971-72
 Howard, Reggie (CB)2000
 Matthews, Henry (RB)1973
 Morse, Bobby (FB)1989-91
 Otis, Jim (RB)1970
 Pahukoa, Shane (S)1995
 Van Wagner, Jim (FB)1978

36

Boykin, Greg (RB)1977
 Brown, Bob (TE)1972-73
 Burchfield, Don (TE)1971
 Davis, Dick (RB)1970
 Harris, Corey (CB)1999
 Hawthorne, Michael (CB)2000-01
 Jennings, Stanford (RB)1991
 Jones, Andrew (RB)1975-76
 McCall, Don (RB)1967-68, 70
 Mayes, Rueben (RB)1986-88, 90
 Ned, Derrick (FB)1993-95
 Nyval, Vic (RB)1970
 Smith, Lamar (RB)1998, 2003

37

Cherry, Je'Rod (S)1996-97
 Cota, Chad (S)1998
 Franz, Todd (S)2000
 Gleason, Steve (S)2000-03
 Gray, Mel (RB)1986-88
 Meyers, Tommy (S)1972-81
 Philuyar, Dino (RB)1999
 Spencer, Jimmy (CB)1992-95
 Stonebreaker, Steve (LB)1967-68
 Thompson, Bennie (S)1989-91

38

Baker, Tony (RB)1968-71
 Butler, Bill (RB)1972-74
 Greer, Donovan (CB)1997
 Nicholson, Calvin (CB)1989-91
 Rogers, George (HB)1981-84
 Vandarsea, Phil (LB)1967

39

Covington, John (S)1995
 LaGrand, Morris (RB)1975
 Lawson, Odell (RB)1973-74
 Lee, Carl (DB)1994
 Johnson, Nate (RB)1985-89
 Maxie, Brett (S)1985-89
 Perry, Darren (S)2000
 Wheelwright, Ernie (RB)1967-70

40

Adams, Michael (DB)1987-88
 Bender, Wes (FB)1997
 Granger, Hoyle (RB)1971
 Gross, Earl (RB)1970
 Hilliard, Dalton (RB)1984-89
 Knafelec, Greg (TE)1983
 Marsalis, Jim (S)1997
 Massey, Robert (CB)1989-90
 Milne, Brian (FB)2000

Mitchell, Mel (S)2002
 Powell, Marvin (FB)1999
 Schmidt, Terry (CB)1974-75

41

Latter, Tim (CB)2001
 Cook, Toi (CB)1987-93
 Williams, John (WR)1967-68, 77
 Newland, Bob (WR)1971-74
 Rogers, Jimmy (RB)1980-84
 Strong, William (CB)1995-96

42

Ray, Willie (S)1999
 Williams, John (WR)1967-68, 1977
 McCleskey, J.J. (WR/S)1993-96
 McLemore, Dana (DB)1986
 Muncie, Chuck (RB)1976-80
 Baker, Joel (WR)1974-75, 77
 Young, Jim (RB)1971-72
 Tyler, Toussaint (RB)1981-82
 Henry, Fred (CB)1998
 Welch, Clayton (RB)1970
 Wilson, Jerry (CB)2001-02
 Wilson, Ray (S)1994

43

Ambrose, Ashley (CB)1999
 Collins, Larry (RB)1980
 Craver, Keyuo (CB)2002
 Fowler, Bobby (FB)1984-85
 Gann Batiste, Garland (FB)1987
 Grady, Dave (LB)1971
 Leggett, Tyrone (CB)1992-95
 Lyons, Dicky (S)1970
 Phillips, Kim (CB)1989

44

Cardell, Olic (P)1969
 Frost, Chuck (S)1975-77
 Franosopol, Chris (S)1974
 Frank, Mike (CB)1973
 Kelly, Rob (S)1999
 McCleskey, J.J. (WR/S)1993-96
 McCrary, Fred (FB)1997
 Rose, George (CB)1967
 Smith, Terrelle (FB)2000-03
 Waymer, Dave (DB)1980-89

45

Atlas, Pete (S)1976
 Byrd, Israel (CB)1993-95
 Green, Arthur (RB)1972
 Hayward, Craig (FB)1988-92
 Holmes, Jack (RB)1978-82
 Lee, Carl (DB)1994
 Johnson, Nate (RB)1985-89
 Jordan, Jimmy (RB)1967
 Lambrough, Elbert (S)1968
 Perry, Stan (CB)1991
 Williams, John (FB)1986
 Wilson, Tim (FB)1983-84

46

Abramowicz, Danny (WR)1967-73
 Gann, Hokie (FB)1982-85
 Johnson, Kendall (C)1998
 Kearney, Jim (S)1976
 Lampkin, Sean (S)1992-96

47

Austin, Cliff (RB)1983
 Beverly, Dwight (RB)1987
 Cortez, Bruce (CB)1967
 Davis, Travis (S)1995
 DeGrenier, Jack (RB)1974
 Dusenberry, Bill (RB)1970
 Houser, Kevin (LS)2000-03
 Jackson, Greg (S)1996
 Mack, Cedric (CB)1992-93
 Rackley, David (DB)1985
 Robinson, Virgil (RB)1971-72
 Spivey, Mike (CB)1980-81
 Wilcox, Josh (TE)1998-99
 Woodson, Marv (S)1969

48

Fenderson, James (RB)2002
 Livingston, Andy (DB)1969-70
 Schwartz, Don (SS)1978-80
 Sloan, David (TE)2003

49

Hazelton, Major (DB)1970
 McGill, Ralph (S)1978-79
 Owens, Artie (WR)1980
 Stowers, Tommie (TE)1992-93
 Wattelet, Frank (FS)1981-87
 Wicks, Bob (WR)1974

50

Aleaga, Ink (LB)1997
 Allen, James (LB)2002-03
 Bordelon, Ken (LB)1976-77, 79-82
 Clarke, Phil (LB)2001
 Del Rio, Jack (LB)1985-86
 James, Philip (C)1987
 Johnson, John (LB)1995
 Kupp, Jake (G)1967-75
 Mitchell, Kevin (LB)1998-99
 Terry, Corey (LB)2000

51

Barnes, Derrick (LB)1997
 Capone, Warren (LB)1976
 Chambers, Rusty (LB)1975-76
 Childs, Ron (LB)1995
 Clarke, Phil (LB)1999-2000
 Cox, Bryan (LB)2002
 Croom, Sylvester (C)1975
 Crosby, Ron (LB)1978
 Didion, John (LB/C)1971-74
 Fraser, Jim (P)1968
 Holloway, Stan (LB)1980
 McCoy, Larry (LB)1987
 Mills, Sam (LB)1986-94
 Paul, Whitney (LB)1982-85
 Saul, Bill (LB)1969
 Williams, Brian (LB)2001

52

Emanuel, Frank (LB)1970
 Forde, Brian (LB)1988-91
 Harvey, Richard Jr. (LB)1995-97
 Hodge, Sedrick (LB)2001-03
 Huard, John (LB)1971
 Jacobs, Harry (LB)1970
 Kovach, Jim (LB)1979-85
 Lemon, Mike (LB)1975
 Palmer, Dick (LB)1972-73

Smith, Vinson (LB)1998-99
 Stonebreaker, Mike (LB)1994
 Vanderbundt, Skip (LB)1978

53

Absher, Dick (LB)1969-71
 Davis, Don (LB)1996-98
 Fourcade, Keith (LB)1987
 Green, Sammy (LB)1980
 Hart, Tommy (DE)1980
 Hobbs, Billy (LB)1972
 Johnson, Vaughan (LB)1986-93
 Jones, Donta (LB)2000
 Kingrea, Rick (LB)1973-77
 Knight, Roger (LB)2001-03
 Pellur, Scott (LB)1981-85, 87
 Simmons, Dave (LB)1967

54

Aleaga, Ink (LB)1998-99
 Hughes, Pat (LB)1977-79
 Lindsey, Dale (LB)1973
 Middleton, Rick (LB)1974-75
 Roe, Bill (LB)1987
 Rousell, Tom (LB)1971-72
 Ryzcek, Paul (C)1981
 Simonini, Ed (LB)1982
 Smith, Darrin (LB)2000-03
 Toles, Alvin (LB)1985-88
 Tubbs, Winfred (LB)1994-97
 Wendryhoski, Joe (C)1967-68

55

Burkett, Jackie (LB)1967-70
 Carroll, Travis (LB)2002-03
 Coleman, Don (LB)1974-75
 Creech, Bob (LB)1973
 DeForest, Joe (LB)1987
 Fields, Mark (LB)1995-2000
 Flanigan, Jim (LB)1971
 Freeman, Reggie (LB)1993
 Kohlbrand, Joe (LB)1985-89
 Myles, DeShone (LB)2001
 Nairne, Rob (LB)1981-83
 Rice, Floyd (LB)1978
 Ross, Scott (LB)1991
 Stincic, Tom (LB)1972
 Washington, Dave (LB)1980

56

Bordano, Chris (LB)1998-99
 Clemons, Charlie (LB)2000-02
 Dixon, Ernest (LB)1994-97
 Farber, Hap (LB)1970
 Ferguson, Jim (LB)1968
 Gross, Lee (C)1975-77
 Hall, Willie (LB)1972-73
 Mathis, Reggie (LB)1979-80
 Rebowe, Rusty (LB)1978
 Ruff, Orlando (LB)2003
 Swilling, Pat (LB)1986-92
 Weissenhofer, Ron (LB)1987
 Winston, Dennis (LB)1982-85

57

Coombs, Larry (C)1980
 Holden, Curtis (LB)2001
 Jackson, Rickey (LB)1981-93
 Merlo, Jim (LB)1973-74, 76-79
 Morgan, Mike (LB)1969-70

ORGANIZATION

PLAYERS

REVIEW

RECORDS

HISTORY

SPECIFICS

ORGANIZATION

PLAYERS

REVIEW

RECORDS

HISTORY

SPECIFICS

58

Conner, Darion (LB)1994
Federspiel Joe (LB)1972-80
Grant, Cie (LB)2003
Jackson, Jonathan (LB)2001
Johnson, J.R. (LB)2002
Jones, Brian (LB)1995-96,98
Leach, Scott (LB)1987
Redd, Glen (LB)1981,83-86
Strand, Eli (G)1967
Tuipala, Joe (LB)1999
Ward, Phillip (LB)2000

59

Campan, James (C/G)1987-88
Colman, Wayne (LB)1969-74,76
Evans, Chuck (LB)1980-81
Jones, J.J. (LB)2002
Martin, Chris (LB)1983
Mitchell, Keith (LB)1997-2001
Porter, Rufus (LB)1995-96
Rodgers, Derrick (LB)2003
Whittingham, Fred (LB)1967-68

60

Cunningham, Carl (LB)1971
Gammom, Kendall (C)1997
Hunt, Robert (G)1999
Kennard, Derek (G)1991-93
Korte, Steve (C)1983-90
Novitsky, Craig (C/T)1994-96
Reese, Don (DE)1978-80
Schweda, Brian (DE)1967-68
utherland, Doug (G)1970
Westbrooks, Greg (LB)1975-77

61

Adams, Sam (G)1981
Hilgenberg, Joel (C/G)1984-93
Holland, Montrae (G)2003
King, Ed (G)1995-97
Loberg, Greg (G/T)1987
Watson, Mike (T)1977
Williams, Del (G)1967-73

62

Fontenot, Jerry (C)1997-2003
Gammom, Kendall (C)1996
Gwinn, Ross (G)1968
Hilgenberg, Jay (C)1993
Hill, John (C)1975-84
Leggett, Brad (C)1990-91
Uhlenhake, Jeff (C)1994-95

63

Baumgartner, Steve (DE)1973-77
Bennett, Barry (DE)1978-81
Davis, Norman (G)1969
Dunbar, Karl (DE)1993
Edelman, Brad (G)1982-89
Finnie, Roger (T)1979
Schmidt, Roy (G)1967-68
Williams, Wally (G/C)1999-2002
Willis, Donald (G)1995-97

64

Adams, Scott (G)1994
Elliott, Ted (DT)1987

Jacox, Kendyl (G/C)2002-03
Hester, Ray (LB)1971-73
Lafary, Dave (T)1977-85
Maurer, Andy (G)1974
Newkirk, Robert (DE)1999

65

Bentley, LeCharles (G/C)2002-03
Carr, Tom (DE)1968
Carter, David (C)1984-85
Nacolae, Chris (G)1997-2001
Prudhomme, Remi (G/C)1971-72
Schreiber, Adam (G)1985
Thompson, Dave (T)1974-75
Trapilo, Steve (G)1987-90,92
Williams, Willie (T)1994
Woods, Robert (T)1977-80
Young, Bob (G)1981

66

Cody, Bill (LB)1967-70
Commisskey, Chuck (G)1986-88
Dobler, Conrad (G)1978-79
Knowles, David (T)1977
Oubre, Louis (G)1982-84
Rasley, Rocky (G)1974
Riley, Victor (T)2002
Smith, Royce (G)1972-73
Verstegen, Mike (G)1995-97
Wickert, Tom (G)1975-76
Williams, Larry (G)1991

67

Brock, Stan (T)1980-92
Harvey, George (G)1967
Kuziel, Bob (C)1972
LaPorta, Phil (T)1974-75
McCollum, Andy (G)1994-98
Miller, Bubba (C)2002
Shimmers, John (G)1969-71
Watson, John (T)1977-79

68

Housman, Walter (T/G)1987
Jetton, Paul (G)1992-93
Kline, Alan (T)1994-95
Neal, Richard (DE)1969-72,1978
Riley, Victor (T)2003
Saundon, Pat (G)1986
Stieve, Terry (G)1976-77
Sturt, Fred (G)1978-81
Turley, Kyle (G/T)1998-2002
Winther, Wimpy (C)1972

69

Ackerman, Tom (C/G)1996-2001
Alexander, P.J.2003
Dalton, Oakley (DT)1977
Fifer, Bill (G)1978
Hudson, Nat (G)1978
Miller, Les (DT)1991-94
Swoopes, Pat (DT)1987-89
Williams, Ralph (G)1985-86

70

Contz, Bill (T)1986-88
Hamiter, Uhuru (DE)1998
Haverdink, Kevin (T)1989-91
Holden, Sam (T)1971
Hubbard, Dave (T)1977

Meseroll, Mark (T)1978
Port, Chris (G/T)1991-95
Price, Marcus (T)2000-01
Robinson, Craig (T)1972-73
Rourke, Jim (T)1985

71

Anderson, Dick (T)1967
Cooper, Richard (T)1990-95
Forsan, Paul (T)1973-74
Folau, Spencer (T)2002-03
Kaplan, Ken (T)1987
McCormick, Dave (T)1967-68
Merrill, Casey (DT)1986
Perot, Petey (G)1985
Schumacher, Kurt (G)1975-77
Siglar, Ricky (T)1997-98
Stokes, Fred (DE)1996
Taylor, James (T)1978-81
Tillman, Faddie (DE)1972
Townes, Willie (DT)1970
Winans, Jeff (DT)1976

72

Dombrowski, Jim (G/T)1986-96
Fultz, Mike (DT)1977-80
Gandy, Wayne (T)2003
Gray, Leon (T)1982-83
Hart, Jeff (T)1976
Jenkins, Trezelle (T)1997
Leggett, Earl (DT)1967-68
Owens, Joe (DE)1971-75
Talburt, Don (T)1969-70
Ward, Chris (T)1984

73

Campbell, Joe (DE)1977-80
Davis, Isaac (G)1997
Jones, Ray (DB)1973
Mooring, John (T)1974
Sandeman, Bill (T)1967
Sturm, Jerry (T/C)1967-70
Warren, Frank (DE)1981-89,91-94

74

Carroll, Herman (DE)1994
Gray, Cecil (T)1993
Gregory, Ted (DT)1988
Haverdink, Kevin (T)1989-91
Jones, Clarence (T)1996-98
Leach, William (G/T)1987
Mooers, Doug (DE)1971-72
Moore, Derland (DT)1973-85
Sanderson, Scott (G/T)2001-02
Scifres, Steve (T)1999
Tilleman, Mike (DT)1967-70

75

Clark, Bruce (DE)1982-88
Crangle, Mike (DE)1972
McCormick, Dave (T)1967-68
Marrone, Doug (G)1989
Palmer, Emile (DT)1996
Pittman, Julian (DT)1998
Hobbs, Daryl (WR)1997
Rengel, Mike (DT)1973-80
Richey, Mike (T)1970
Rollins, Baron (G)1994

76

Board, Dwaine (DE)1988
Davidson, Jeff (T)1994
Hills, Keno (T)1996-99
Hunt, Kevin (T)1978
McGuire, Gene (C)1992
Morrison, Don (T)1971-77
Pietzak, Jim (C)1979-84
Ryees, Tutan (T)2000-01
Rowe, Dave (DT)1967-70
Shaw, Rickie (T)1993

77

Anderson, Gary (G)1978
Beeke, Jim (T)1968
Bojarsky, Jerry (DT)1981
Gilbert, Daren (T)1985-88
Glover, Andrew (TE)2000
Hottschalk, Darren (TE)1987
Harris, Ike (WR)1978-81
Ismail, Qadry (WR)1998
Kennison, Eddie (WR)1999
O'Neal, Ken (TE)1987
Pollard, Bob (DE)1971-77
Smith, Irv (TE)1993-97
Tice, John (TE)1983-92
Williams, Boo (TE)2001-03

78

Buckles, Tom (G)1993
Clark, Kelvin (G)1982-85
Grooms, Elois (DE)1975-81
Hines, Glen Ray (T)1971-72
Jones, Jerry (T)1967-69
Kem, Mike (T)1991
Knight, Shawn (DE)1987
London, Errol (T)1969-70
Newsome, Billy (DE)1973-74
Roth, Tom (C/G)1994
Stinchcomb, Jon (T)2003
Turrell, Daryl (T)1999-2001
Walker, Jeff (G)1988-89

79

Cordileone, Lou (DT)1967-68
Derby, Glenn (T)1989-90
Epps, Tory (DT)1995
Halapin, Mike (T)1999
Slaughter, Chuck (T)1982
Swimney, Clovis (DT)1970
Thomas, Henry (G)1987
White, Mitch (T)2001
Wilson, Troy (DE)1998
Zanders, Emanuel (G)1974-80

80

Banks, Gordon (WR)1980-81
Burton, Malcolm (WR)1985
Burton, Larry (WR)1975-77
Carroll, Wesley (WR)1991-92
Dawsey, Stacey (WR)1987
Dowdell, Marcus (WR)1992-93
Franklin, P.J. (WR)1999
Garcia, Jim (DE)1967
Harper, Alvin (WR)1997
Harris, Herbert (WR)1986-87
Havrilak, Sam (WR)1974
Hobbs, Daryl (WR)1997
Jeffries, Haywood (WR)1996
Johnson, Tony (TE)1998
Johnson, Tyrone (WR)1994
Pitcho, Jerome (WR)2002-03
McCullough, Earl (WR)1974
Miller, Mike (WR)1985
Perriman, Brett (WR)1988-90

Scott, Lindsay (WR)1982-85
Walker, Mike (DE)1971
Wilson, Robert (WR)2000-01
Winslow, Doug (WR)1973

81

Anderson, Jesse (TE)1993
Atkins, Doug (DE)1967-69
Dawkins, Lawrence (WR)1999
Hall, Lamont (TE)2000-02
Haynes, Michael (WR)1994-96
Hill, Randal (WR)1997
Hilton, Zachary (TE)2003
Slutzker, Scott (TE)1998

82

Brewer, Johnny (LB)1968-70
Glover, Andrew (TE)2000
Hottschalk, Darren (TE)1987
Harris, Ike (WR)1978-81
Ismail, Qadry (WR)1998
Kennison, Eddie (WR)1999
O'Neal, Ken (TE)1987
Pollard, Bob (DE)1971-77
Smith, Irv (TE)1993-97
Tice, John (TE)1983-92
Williams, Boo (TE)2001-03

83

Benson, Cliff (TE)1987-88
Burke, Vern (TE)1967
Duckett, Kenny (WR)1983-84
Edwards, Kelvin (WR)1986
Garrett, Len (TE)1973-75
Hamilton, Andy (WR)1975
Mitchell, Johnny (TE)2001
Owens, Tinker (WR)1976,78-80
Parks, Dave (TE)1998-72
Poole, Keith (WR)1997-2000
Roaches, Karl (KR)1985
Scales, Greg (TE)1988-91
Small, Torrance (WR)1992-96
Stallworth, Donte (WR)2002-03
Walker, Dwight (WR)1987

84

Estes, Lawrence (DE)1970-71
Guliford, Eric (WR)1997-98
Hester, Jim (TE)1967-69
Martin, Eric (WR)1985-93
Mauti, Rich (WR)1977-80,82-83
Miller, Junior (TE)1984
Lewis, Michael (WR)2001-03
Rhem, Steve (WR)1994-95
Riley, Preston (WR)1973
Seal, Paul (TE)1974-76
Slutzker, Scott (TE)1999
Wheatley, Austin (TE)2000

85

Beasley, John (TE)1973-74
Brenner, Roby (TE)1981-93
Childs, Henry (TE)1974-80
Cleeland, Cameron (TE)1998-99,2001
Conwell, Ernie (TE)2003
Green, Paul (TE)1996
Poage, Ray (TE)1967-70
Savoie, Nicky (TE)1997
Thomas, Curtland (WR)1987
Walls, Wesley (WR)1994-95
Weatherspoon, Cephus (WR)1972

86

Alphin, Gerald (WR)1990-91
Baker, Melvin (WR)1975
Benson, Cliff (TE)1987-88
Botkin, Kirk (TE)1994-95
Caster, Rich (TE)1981
Colchico, Dan (DE)1969
Davis, Dave (WR)1974
Dawkins, Sean (WR)1998
Donovan, Tom (WR)1980
Downell, Marcus (WR)1992-93
Dunbar, Jubilee (WR)1973
Gammom, Kendall (TE)1999
Groth, Jeff (WR)1981-85
Hall, Tom (WR)1967
Harris, Rod (WR)1989
Harrison, Victor (WR)1987
Johnson, Tony (TE)1996
Jones, Mike (WR)1986-87,89
Lipps, Louis (WR)1992
Martini, Rich (WR)1981
Newman, Patrick (WR)1991-93
Ojo, Onome (WR)2001
Rasby, Walter (TE)2003
Reed, Jake (WR)2000, 02
Thaxton, James (TE)1976-77
Twyner, Gunnard (WR)1997
Whitaker, Creston (WR)1972
Williams, Richard (WR)1974

87

DeRamus, Lee (WR)1995-96
Farquhar, John (TE)1997-98
Hardy, Larry (TE)1978-85
Herrmann, Don (WR)1975-77
Hill, Lonzell (WR)1987-90
Horn, Joe (WR)2000-03
Kelly, Mike (TE)1973
Neal, Richard (DE)1969-72,78
Scott, Malcolm (TE)1987
Stickles, Monty (TE)1968
Wainright, Frank (TE)1991-93

88

Bass, Don (TE)1982
Dorris, Andy (DE)1973-76
Gardner, Talman (WR)2003
Goodlow, Eugene (WR)1983-86
Hart, Ben (S)1967
Hastings, Andre (WR)1997-99
Hyatt, Fred (WR)1973
Jackson, Willie (WR)2000-01
Lusk, Hendrick (TE)1996
Mitchell, Derrell (WR)1994
Parker, Joel (WR)1974-75,77
Pattison, Mark (WR)1987-88
Sloan, David (TE)2002
Szymakowski, Dave (WR)1968
Turner, Floyd (WR)1989-93
Waters, Mike (TE)1987
Williams, Brooks (TE)1978-81

89

Askson, Bert (TE)1973
Bech, Brett (WR)1997-99
Chandler, Wes (WR)1978-81
Chapman, Gil (WR)1975
Clark, Robert (WR)1987-88
Early, Quinn (WR)1991-95
Hays, Mercury (WR)1996-97
Jones, Mike (WR)1986-87,89

ALL-TIME NUMERICAL ROSTER

McGarity, Wane (WR) 2001
 Shepard, Derrick (WR) 1989
 Stachelski, Dave (TE) 2000-01
 Thomas, Joe (WR) 1987
 Thompson, Aundra (WR) 1981-82
 Willis, Len (WR) 1977
 Young, Tyrone (WR) 1983-84

90

Johnson, Walter (LB) 1989
 Tomich, Jared (DE) 1997-2000
 Smith, Kenny (DT) 2001-03
 Stanley, Israel (DE) 1995
 Williams, James (LB) 1990-94

91

Bennett, Monte (DT) 1981
 Goff, Robert "Pig" (DT) 1990-95
 Jackson, Grady (DT) 2002-03
 Marchiol, Ken (LB) 1987
 Smith, Brady (DE) 1996-99

92

Bryant, Tony (DE) 2003
 Chase, Martin (DT) 2000-02
 Ford, Henry (DT) 2003
 Haynes, James (LB) 1984-89
 Jones, Ernest (DE) 1998
 McIntosh, Toddrick (DE) 1995
 Mickell, Darren (DE) 1996-97

Wilson, Troy (DE) 1999
 Winston, DeMond (LB) 1990,92-94

93

Howard, Darren (DE) 2000-03
 Lewis, Gary (DT) 1983
 Martin, Wayne (DE/DT) 1989-99
 Young, Kevin (DE) 1987

94

Grant, Charles (DE) 2002-03
 Johnson, Joe (DE) 1994-98,2000-01
 Wilks, Jim (DE/DT) 1981-93

95

Brannon, Robert (DE) 1987
 Davis, Travis (DT) 1990
 Dixon, Ronnie (DT) 1993
 Douglas, Marques (DE) 2000
 Dumbauld, Jonathan (DE) 1986,88
 Green, Howard (DT) 2003
 Jones, Ernest (DE) 1995
 Robbins, Austin (DT) 1996-99

96

Andrus, Sheldon (DT) 1986-87
 Faulkner, Jeff (DE) 1993
 Gunn, Mark (DE) 1994

Hamiter, Uhuru (DT) 1999
 Jeffries, Dameian (DE) 1995
 Parker, Steve (DE) 1980
 Simmons, Michael (DE) 1989-90
 Thorp, Don (DT) 1984
 Williams, Melvin (DE) 2003

97

Geathers, James (DE) 1984-89
 Glover, La'Roi (DT) 1997-2001
 Monroe, Derrius (DE) 2002
 Sullivan, Johnathan (DT) 2003
 Turnbull, Renaldo (DE/LB) 1990-96

98

Hanna, Jim (DT) 1994
 Hodge, Milford (DE) 1986
 Lewis, Reggie (DE) 1982-84
 Warner, Ron (LB) 1998
 Whitehead, Willie (DE) 1999-2003

99

Allen, Kenderick 2003
 Broughton, Willie (DT) 1995-96
 Elliott, Tony (DT) 1982-88
 Hand, Norman (DT) 2000-01
 Mickell, Darren (DT) 1999
 Sagapolutele, Pio (DT) 1997
 Smeenge, Joel (DE/LB) 1990-94

Saints Yearly Yardage Rankings

Year	NFL Offense			NFC Offense			NFL Defense			NFC Defense		
	Total	Rush	Pass	Total	Rush	Pass	Total	Rush	Pass	Total	Rush	Pass
1985	27	19	24	12	10	12	24	19	23	12	9	11
1986	21	8	23	9	5	10	14	4	21	10	4	13
1987	14	3	21	7	2	11	4	3	6	3	2	2
1988	16	11	18	9	3	11	12	11	18T	7	9	8T
1989	11	11	13	6	6	6	12	1	26	6	1	12
1990	23	16	26	12	8	12	15	6	19	8	5	9
1991	15	14	10	7	8	6	2	2	2	2	2	2
1992	14	17	11	9	10	6	2	7T	1	2	4	1
1993	21	14	21	10	7	9	7	25	1	6	13	1
1994	12	26	8	6	13	4	25	18	26	12	9	13
1995	19	28	10	10	14	7	22	21	22	11	12	10
1996	29	30	25	14	15	12	13	27	3	8	14	3
1997	30	27	27	15	14	13	4	14	6	4	6	4
1998	28	30	18	13	15	9	26	17	30	14	7	15
1999	19	18	20T	10	8	11	20	20	21	8	8	9
2000	10	8	14	4	2	8	8	10	10	3	4	4
2001	10	18T	10	5	9	6	16T	14	17	10	7	7
2002	19	17	16	9	9	8	27	19	27	13	11	13
2003	11	11	8	7	7	5	18	27	8	8	15	3

T - tied for position

Pro Football Hall of Fame

1991

RB **Earl Campbell** (Saints career: 1984-85)

1995

GM **Jim Finks** (Saints career: 1986-93)

Major Awards

1986

K **Morten Andersen**: Golden Toe (Pro Football Weekly/PFWA)

RB **Rueben Mayes**: Rookie of the Year (Pro Football Weekly/PFWA, Sporting News, Newspaper Enterprise Assoc.); Offensive Rookie of the Year (AP, Pro Football Weekly/PFWA)

1987

General Manager **Jim Finks**: NFL Executive of the Year (Sporting News)

Head Coach **Jim Mora**: Coach of the Year (AP, Pro Football Weekly/PFWA, Sporting News); NFC Coach of the Year (UPI, Pro Football Weekly/PFWA)

1991

LB **Pat Swilling**: Defensive Player of the Year (AP, Newspaper Enterprise Assoc., Football Digest)

2000

DT **La'Roi Glover**: Defensive Lineman of the Year (NFL Alumni), NFC Defensive Player of the Year (Committee of 101 - Kansas City)
 Head Coach **Jim Haslett**: Coach of the Year (AP, Pro Football Weekly/PFWA, Sports Illustrated, Football News, College & Pro Football Weekly, NFL Alumni, The Sports Network); Rookie Coach of the Year (Football Digest); NFC Coach of the Year (USA Today, Committee of 101 - Kansas City)

DE **Joe Johnson**: Comeback Player of the Year (AP, Pro Football Weekly/PFWA)

Offensive Coordinator **Mike McCarthy**: NFC Assistant Coach of the Year (USA Today)

General Manager **Randy Mueller**: NFL Executive of the Year (Sporting News, Pro Football Weekly/PFWA, Football Digest, The Sports Network)

2002

C **Charles Bentley**: Offensive Rookie of the Year (Sports Illustrated)

All-Pro/All-Rookie Team

1985

K **Morten Andersen**: All-Pro 1st Team (Sporting News); All-Pro 2nd Team (AP); All-NFC 1st Team (UPI)

NFL HONORS

LB **Rickey Jackson**: All-Pro 2nd Team (AP); All-NFC 2nd Team (UPI)

1986

K **Morten Andersen**: All-Pro 1st Team (AP, PFWA, Newspaper Enterprise Assoc., Sporting News, Pro Football Weekly); All-NFC 1st Team (UPI, Pro Football Weekly)

KR **Mel Gray**: All-Pro 1st Team (Sporting News - specialist)

LB **Rickey Jackson**: All-Pro 1st Team

(Newspaper Enterprise Assoc.); All-Pro 2nd Team (AP); All-NFC 2nd Team (UPI)

RB **Rueben Mayes**: All-NFC 2nd Team (UPI)

1987

G **Brad Edelman**: All-Pro 1st Team (AP, PFWA, Newspaper Enterprise Assoc., Sporting News, Pro Football Weekly); All-NFC 1st Team (UPI, Pro Football Weekly)

DE **Bruce Clark**: All-Pro 2nd Team (Newspaper Enterprise Assoc.)

G **Brad Edelman**: All-NFC 2nd Team (UPI)

KR **Mel Gray**: All-Pro 1st Team (PFWA, Sporting News, Pro Football Weekly - specialist); All-NFC 1st Team (Pro Football Weekly - specialist)

LB **Rickey Jackson**: All-Pro 1st Team

(Newspaper Enterprise Assoc., Sporting News)

LB **Vaughan Johnson**: All-NFC 1st Team (UPI, Pro Football Weekly)

RB **Rueben Mayes**: All-NFC 1st Team (UPI)

LB **Pat Swilling**: All-NFC 1st Team (UPI)

CB **Dave Waymer**: All-Pro 2nd Team (AP); All-NFC 1st Team (UPI)

1988

K **Morten Andersen**: All-Pro 2nd Team (Newspaper Enterprise Assoc.); All-NFC 1st Team (UPI)

LB **Vaughan Johnson**: All-Pro 1st Team

(Newspaper Enterprise Assoc.); All-NFC 1st Team (UPI, Pro Football Weekly)

1989

RB **Dalton Hilliard**: All-Pro 2nd Team (AP, Newspaper Enterprise Assoc.); All-NFC 2nd Team (UPI)

LB **Vaughan Johnson**: All-Pro 1st Team

(Newspaper Enterprise Assoc.); All-Pro 2nd Team (AP); All-NFC 1st Team (UPI, Pro Football Weekly)

LB **Pat Swilling**: All-Pro 2nd Team (AP,

Newspaper Enterprise Assoc.); All-NFC 2nd Team (UPI)

1990

LB **Vaughan Johnson**: All-Pro 2nd Team (Newspaper Enterprise Assoc.); All-NFC 2nd Team (UPI)

LB **Pat Swilling**: All-Pro 2nd Team (AP); All-NFC 2nd Team (UPI)

1991

LB **Vaughan Johnson**: All-NFC 1st Team (UPI)

LB **Sam Mills**: All-Pro 1st Team (PFWA, Sporting News, Pro Football Weekly); All-Pro 2nd Team (AP, Newspaper Enterprise Assoc.); All-NFC 1st Team (Pro Football Weekly)
 LB **Pat Swilling**: All-Pro 1st Team (AP, PFWA, Sporting News, Pro Football Weekly, Newspaper Enterprise Assoc.); All-NFC 1st Team (UPI, Pro Football Weekly)
 ST **Bennie Thompson**: All-NFC 1st Team (Pro Football Weekly - specialist)

1992

K **Morten Andersen**: All-Pro 1st Team (PFWA, Pro Football Weekly, Newspaper Enterprise Assoc.); All-Pro 2nd Team (AP); Unanimous All-NFC 1st Team (UPI, Pro Football Weekly)
 LB **Rickey Jackson**: All-Pro 1st Team (PFWA, Pro Football Weekly); All-Pro 2nd Team (AP, Newspaper Enterprise Assoc.); All-NFC 1st Team (UPI, Pro Football Weekly)
 LB **Vaughan Johnson**: All-NFC 1st Team (UPI)
 G **Derek Kennard**: All-Pro 2nd Team (Newspaper Enterprise Assoc.)
 DT **Wayne Martin**: All-Pro 2nd Team (Newspaper Enterprise Assoc.)
 LB **Sam Mills**: All-Pro 1st Team (PFWA, Sporting News, Pro Football Weekly); All-Pro 2nd Team (AP); All-NFC 1st Team (UPI, Pro Football Weekly)
 LB **Pat Swilling**: All-Pro 1st Team (AP, Sporting News)

1993

KR **Tyrone Hughes**: All-Pro 1st Team (PFWA, Pro Football Weekly - specialist); All-Pro 2nd Team (AP); All-NFC 1st Team (UPI, Pro Football Weekly)
 LB **Rickey Jackson**: All-Pro 1st Team (Sporting News); All-Pro 2nd Team (AP); All-NFC 1st Team (UPI, Pro Football Weekly)
 LB **Renaldo Turnbull**: All-Pro 1st Team (AP); All-NFC 1st Team (UPI)

1994

T **William Roaf**: All-Pro 1st Team (AP, PFWA, Sporting News, Pro Football Weekly); Unanimous All-NFC 1st Team (UPI, Pro Football Weekly)

1995

CB **Eric Allen**: All-NFC 2nd Team (UPI)
 T **William Roaf**: All-Pro 1st Team (AP, PFWA, Sporting News, Pro Football Weekly); Unanimous All-NFC 1st Team (UPI, Pro Football Weekly)

1996

T **William Roaf**: All-Pro 1st Team (PFWA, Sporting News, Pro Football Weekly); All-Pro 2nd Team (AP); All-NFC 1st Team (Pro Football Weekly)

1997

S **Sammy Knight**: NFL All-Rookie Team (Pro Football Weekly/PFWA)

T **William Roaf**: All-NFC 1st Team (Pro Football Weekly/PFWA)

1998

DT **La'Roi Glover**: All-Pro 1st Team (College & Pro Football Weekly); All-Pro 2nd Team (AP, USA Today); All-NFC (Football News)
 TE **Cameron Cleeland**: NFL All-Rookie Team (Pro Football Weekly, College & Pro Football Weekly, Football News, Football Digest)
 G/T **Kyle Turley**: NFL All-Rookie Team (Pro Football Weekly, Football News, Football Digest)
 T **William Roaf**: All-Pro 2nd team (College & Pro Football Weekly); All-NFC 1st Team (Football News)

1999

T **William Roaf**: All-NFC 1st Team (Pro Football Weekly)

2000

DT **La'Roi Glover**: Unanimous All-Pro 1st Team (Pro Football Weekly/PFWA, AP, USA Today, Sports Illustrated, Sporting News, College & Pro Football Weekly, Football Digest); All-NFC 1st Team (Pro Football Weekly/PFWA, Football News)
 DT **Norman Hand**: All-Pro 2nd Team (Football Digest)
 DE **Darren Howard**: NFL All-Rookie Team (Pro Football Weekly/PFWA, Football News)
 DE **Joe Johnson**: All-Pro 2nd Team (College & Pro Football Weekly, Football Digest); All-NFC 1st Team (Pro Football Weekly/PFWA, Football News)
 LB **Keith Mitchell**: All-Pro 1st Team (Sports Illustrated), All-NFC 1st Team (Pro Football Weekly/PFWA)
 T **William Roaf**: All-Pro 1st Team (Pro Football Weekly/PFWA, USA Today, Sports Illustrated, Football Digest); All-Pro 2nd Team (AP, College & Pro Football Weekly); All-NFC 1st Team (Pro Football Weekly/PFWA)
 T **Kyle Turley**: All-Pro 1st Team (AP); All-Pro 2nd Team (College & Pro Football Weekly, Football Digest); 1st Team All-NFC (Football News)

2001

S **Sammy Knight**: All-Pro 1st Team (Football Digest); All-Pro 2nd Team (AP, College & Pro Football Weekly)

2002

G **LeCharles Bentley**: All-Rookie Team (Pro Football Weekly)
 KR **Michael Lewis**: All-Pro 1st Team (Associated Press, College & Pro Football Newsweekly, Football Digest, Pro Football Weekly, Sports Illustrated, Sporting News); All-NFC KR/PR (Pro Football Weekly)
 ST **Fred McAfee**: All-Pro 1st Team (Pro Football Weekly); All-Pro 2nd Team (Football

Digest); All-NFC (Pro Football Weekly).

RB **Deuce McAllister**: All-NFC (Pro Football Weekly).

CB **Fred Thomas**: All-Pro 1st Team (Sports Illustrated).

WR **Donte Stallworth**: All-Rookie Team (Pro Football Weekly).

2003

RB **Deuce McAllister**: All-NFC (Pro Football Weekly)

DT **Johnathan Sullivan**: All-Rookie Team (Pro Football Weekly)

ProBowl Selections

1985

K **Morten Andersen**, LB **Rickey Jackson** (3)

1986

K **Morten Andersen** (2), LB **Rickey Jackson** (4), RB **Rueben Mayes***

1987

K **Morten Andersen** (3), TE **Hoby Brenner**, G **Brad Edelman**, RB **Rueben Mayes** (2)*, LB **Sam Mills**, CB **Dave Waymer**

1988

K **Morten Andersen** (4), WR **Eric Martin**, LB **Sam Mills** (2)

1989

RB **Dalton Hilliard**, LB **Vaughan Johnson**, LB **Pat Swilling**

1990

K **Morten Andersen** (5), LB **Vaughan Johnson** (2), LB **Pat Swilling** (2)

1991

LB **Vaughan Johnson** (3), LB **Sam Mills** (3), LB **Pat Swilling** (3), ST **Bennie Thompson**

1992

K **Morten Andersen** (6), C **Joel Hilgenberg**, LB **Rickey Jackson** (5), LB **Vaughan Johnson** (4), LB **Sam Mills** (4), LB **Pat Swilling** (4)

1993

ST **Tyrone Hughes**, LB **Rickey Jackson** (6), LB **Renaldo Turnbull**

1994

DE **Wayne Martin**, T **William Roaf**

1995

CB **Eric Allen**, T **William Roaf** (2)

1996

T **William Roaf** (3)

1997

T **William Roaf** (4)

1998

T **William Roaf** (5)*, DE **Joe Johnson**

1999

T **William Roaf** (6)

2000

LB **Mark Fields**, DT **La'Roi Glover**, WR **Joe Horn**, DE **Joe Johnson** (2), LB **Keith Mitchell**, T **William Roaf** (7)

2001

WR **Joe Horn** (2), DT **La'Roi Glover** (2), S **Sammy Knight**

2002

WR **Joe Horn** (3), KR **Michael Lewis**, ST **Fred McAfee**, RB **Deuce McAllister**

2003

RB **Deuce McAllister*** (2)
 G **LeCharles Bentley***

* - injured, did not play

() - number of multiple selections to squad as a Saint

NFC Players of The Month

(Awarded Since 1986)

1988

Sept.: LB **Rickey Jackson** (Defense)

1989

Oct.: QB **Bobby Hebert** (Offense)

1990

Dec.: LB **Rickey Jackson** (Defense, 2)

1991

Sept.: LB **Sam Mills** (Defense)

1993

Sept.: LB **Renaldo Turnbull** (Defense)

1994

Oct.: KR-PR **Tyrone Hughes** (Special Teams)

1997

Nov.: K **Doug Brien** (Special Teams)

2000

Oct.: DT **La'Roi Glover** (Defense)

2001

Oct.: RB **Ricky Williams** (Offense); Oct.: K **John Carney** (Special Teams)

2002

Oct.: RB **Deuce McAllister** (Offense)

() - number of multiple selections to honor as a Saint

NFL Rookie Of The Month

(Awarded Since 1986)

2000

Sept.: DE **Darren Howard** (Defense); Dec.: DE **Darren Howard** (Defense, 2)
() - number of multiple selections to honor as a Saint

NFC Players Of The Week

(Awarded Since 1984)

1985

Week 3: QB **David Wilson** (Offense)

1986

Week 7: RB **Rueben Mayes** (Offense); Week 9: LB **Rickey Jackson** (Defense); Week 10: DE **Bruce Clark** (Defense, 2)

1987

Week 9: RB **Dalton Hilliard** (Offense); Week 11: DE **Jim Wilks** (Defense, 2); Week 14: QB **Bobby Hebert** (Offense); Week 15: LB **Rickey Jackson** (Defense, 2)

1988

Week 8: LB **Rickey Jackson** (Defense, 3); Week 12: QB **Bobby Hebert** (Offense, 2)

1989

Week 7: RB **Dalton Hilliard** (Offense, 2); Week 8: LB **Pat Swilling** (Defense); Week 11: LB **Pat Swilling** (Defense, 2)

1990

Week 10: RB **Craig Heyward** (Offense)

1991

Week 5: LB **Rickey Jackson** (Defense, 4); Week 10: LB **Pat Swilling** (Defense, 3); Week 16: QB **Bobby Hebert** (Offense, 3); Week 17: S **Gene Atkins** (Defense)

1992

Week 6: LB **Rickey Jackson** (Defense, 5); Week 14: DE **Wayne Martin** (Defense)

1993

Week 2: QB **Wade Wilson** (Offense); Week 3: P **Tommy Barnhardt** (Special Teams); Week 3: LB **Renoaldo Turnbull** (Defense); Week 4: K **Morten Andersen** (Special Teams); Week 4: LB **Vaughan Johnson** (Defense); Week 13: KR **Tyrone Hughes** (Special Teams)

1994

Week 3: LB **Darion Conner** (Defense); Week 5: LB **James Williams** (Defense); Week 8: KR/PR **Tyrone Hughes** (Special Teams, 2); Week 15: K **Morten Andersen** (Special Teams, 2); Week 17: P **Tommy Barnhardt** (Special Teams, 2)

1995

Week 9: KR/PR **Tyrone Hughes** (Special Teams, 3); Week 10: K **Doug Brien** (Special Teams)

1996

Week 16: DT **Wayne Martin** (Defense, 2)

1997

Week 4: DT **Wayne Martin** (Defense, 3); Week 12: S **Chris Hewitt** (Special Teams); Week 14: K **Doug Brien** (Special Teams, 2); Week 16: P **Mark Royals** (Special Teams)

1998

Week 4: LB **Mark Fields** (Defense); Week 8: P **Mark Royals** (Special Teams, 2); Week 14: DT **La'Roi Glover** (Defense)

1999

Week 16: CB **Fred Weary** (Defense)

2000

Week 6: DT **La'Roi Glover** (Defense, 2); Week 7: DT **La'Roi Glover** (Defense, 3); Week 9: LB **Keith Mitchell** (Defense); Week 10: **Jeff Blake** (Offense); Week 11: LB **Keith Mitchell** (Defense, 2); Week 13: DT **La'Roi Glover** (Defense, 4)

2001

Week 1: S **Sammy Knight** (Defense); Week 4: RB **Ricky Williams** (Offense); Week 4: K **John Carney** (Special Teams); Week 7: S **Sammy Knight** (Defense, 2); Week 7: K **John Carney** (Special Teams, 2)

2002

Week 1: RB **Fred McAfee** (Special Teams); Week 6: WR **Michael Lewis** (Special Teams); DE **Darren Howard** (Defense); Week 7: QB **Aaron Brooks** (Offense); Week 10: **Steve Gleason** (Special Teams).

2003

Week 7: QB **Aaron Brooks** (Offense, 2); Week 9: DE **Willie Whitehead** (Defense); Week 13: RB **Deuce McAllister** (Offense); Week 15: QB **Aaron Brooks** (Offense, 3)

() - number of multiple selections to honor as a Saint

1985 Draft

Held April 30-May 1, 1985

- traded to Houston for RB Earl Campbell
- Alvin Toles, lb (24) Tennessee (choice acquired from Washington)
- Daren Gilbert, t (38) Cal State-Fullerton
- Jack Del Rio, lb (68) Southern California
- Billy Allen, s (95) Florida St.
- traded to Washington for RB George Rogers
- traded to Atlanta for TE Junior Miller
- Eric Martin, wr (179) LSU
- Joe Kohlbrand, lb (206) Miami
- Earl Johnson, cb (236) South Carolina
- traded to Washington for RB George Rogers
- traded to Washington for RB George Rogers
- Treg Songy, s (320) Tulane

1986 Draft

Held April 29-30, 1986

- traded to Indianapolis
- Jim Dombrowski, t (6) Virginia (choice acquired from Indianapolis) (swapped 1st-round picks with Indianapolis)
- Dalton Hilliard, rb (31) LSU
- Rueben Mayes, rb (57) Washington St. (choice acquired from Tampa Bay)
- Pat Swilling, lb (60) Georgia Tech (choice acquired from Indianapolis)
- Barry Word, rb (62) Virginia
- Kelvin Edwards, wr (88) Liberty Baptist
- Reggie Sutton, cb (115) Miami
- Robert Thompson, wr (142) Youngstown St.
- Gill Fenerty, rb (173) Holy Cross
- Filipo Mokofisi, lb (200) Utah
- Merlon Jones, lb (226) Florida A&M
- Jonathan Dumbauld, de (253) Kentucky
- Patrick Swoopes, nt (284) Mississippi St.
- Sebastian Brown, wr (311) Bethune-Cookman

1987 Draft

Held April 28-29, 1987

- Shawn Knight, de (11) Brigham Young
- Lonzell Hill, wr (40) Washington
- Michael Adams, cb (67) Arkansas St.
- Steve Trapilo, g (96) Boston College
- Milton Mack, cb (123) Alcorn St.
- Thomas Henley, wr (152) Stanford
- Gene Atkins, s (179) Florida A&M
- Toi Cook, cb (207) Stanford
- Scott Leach, lb (234) Ohio St.
- Robert Clark, wr (263) North Carolina Central
- Arthur Wells, te (290) Grambling
- Tyrone Sorrells, g (319) Georgia Tech

1988 Draft

Held April 24-25, 1988

- Craig Heyward, fb (24) Pittsburgh
- Brett Perriman, wr (52) Miami (traded to Denver)
- Tony Stephens, nt (81) Clemson (choice acquired from Denver)
- Lydell Carr, fb (106) Oklahoma
- Greg Scales, te (112) Wake Forest (from Kansas City for LB Jack Del Rio)
- Keith Taylor, cb (134) Illinois
- Bob Sims, g (162) Florida
- Brian Forde, lb (190) Washington St.
- Glenn Derby, t (218) Wisconsin
- Clarence Nunn, cb (246) San Diego St.
- Todd Santos, qb (274) San Diego St.
- Vincent Fizer, lb (276) Southern (choice acquired from Denver)

- Gary Couch, wr (302) Minnesota
- Paul Jurgensen, lb (330) Georgia Tech

1989 Draft

Held April 23-24, 1989

- Wayne Martin, de (19) Arkansas
- Robert Massey, cb (46) North Carolina Central
- Kim Phillips, cb (79) North Texas St.
- Michael Mayes, cb (106) LSU
- Kevin Haverdink, t (133) Western Michigan
- Floyd Turner, wr (159) Northwestern (La.) St.
- David Griggs, lb (186) Virginia
- Fred Hadley, wr (213) Mississippi St.
- Jerry Leggett, lb (246) Cal State-Fullerton
- Joe Henderson, rb (273) Iowa St.
- Calvin Nicholson, cb (300) Oregon St.
- Michael Cadore, wr (327) Eastern Kentucky

1990 Draft

Held April 22-23, 1990

- Renoaldo Turnbull, de (14) West Virginia
- Vince Buck, cb (44) Central St. (Ohio)
- Joel Smeenge, de (71) Western Michigan
- DeMond Winston, lb (98) Vanderbilt
- Charles Arbuckle, te (125) UCLA
- 6a. Mike Buck, qb (156) Maine
- 6b. James Williams, lb (158) Mississippi St. (choice acquired from Minnesota through Dallas and L.A. Raiders)
- Scott Hough, g/t (183) Maine
- 8a. Gerry Gdowski, qb (207) Nebraska (choice acquired from L.A. Raiders)
- 8b. Derrick Carr, de (210) Bowling Green
- 9a. Broderick Graves, rb (233) Winston-Salem St. (choice acquired from L.A. Raiders)
- 9b. Lonnie Brockman, lb (236) West Virginia
- 10a. Gary Cooper, wr (260) Clemson (choice acquired from L.A. Raiders)
- 10b. Ernest Spears, s (267) Southern California
- 11a. Webbie Burnett, nt (287) Western Kentucky (choice acquired from L.A. Raiders)
- 11b. traded to Philadelphia for RB Bobby Morse
- Chris Port, t (320) Duke

1991 Draft

Held April 21-22, 1991

- traded to Dallas for QB Steve Walsh
- Wesley Carroll, wr (42) Miami (Fla.)
- traded to Dallas for QB Steve Walsh
- traded to L.A. Raiders for #6, 8, 9, 10, 11 in 1990
- Reggie Jones, cb (126) Memphis St.
- Fred McAfee, rb (154) Mississippi College
- Hayward Haynes, g (182) Florida St.
- Frank Wainright, te (210) Northern Colorado
- Anthony Wallace, rb (237) California
- traded to Tampa Bay for DT Robert Goff
- Scott Ross, lb (293) Southern California
- Mark Drabczak, g (321) Minnesota

1992 Draft

Held April 26-27, 1992

- Vaughn Dunbar, rb (21) Indiana
- traded to Dallas for QB Steve Walsh
- 3a. Tyrone Legette, cb (72) Nebraska (choice acquired from L.A. Raiders through Tampa Bay)
- 3b. traded to Tampa Bay
- 4a. Gene McGuire, c (95) Notre Dame (choice acquired from Seattle for RB Rueben Mayes)
- 4b. Sean Lumpkin, s (106) Minnesota
- 5a. traded to Houston for RB Allen Pinkett
- 5b. Torrance Small, wr (138) Alcorn St. (choice acquired from Detroit for WR Brett Periman)

6. Kary Vincent, cb (164)..... Texas A&M traded to L.A. Raiders for S Vencie Glenn
7. Robert Stewart, nt (218)..... Alabama
9. Donald Jones, lb (245)..... Washington
10. Marcus Dowdell, wr (276)..... Tennessee St.
11. Mike Gislser, g (303)..... Houston
12. Scott Adell, t (330)..... North Carolina St.

1993 Draft

Held April 25-26, 1993

- 1a. William Roaf, t (8)..... Louisiana Tech (choice acquired from Detroit for LB Pat Swilling)
- 1b. Irv Smith, te (20)..... Notre Dame (choice acquired from Phoenix through San Francisco in exchange of first-round picks)
2. Reggie Freeman, lb (53)..... Florida St.
3. Traded to San Francisco as part of exchange of first-round picks
- 4a. Lorenzo Neal, fb (89)..... Fresno St. (choice acquired from Detroit for LB Pat Swilling)
- 4b. Derek Brown, rb (109)..... Nebraska
5. Tyrone Hughes, cb (137)..... Nebraska
6. Ronnie Dixon, nt (165)..... Cincinnati
7. Othello Henderson, s (193)..... UCLA
8. Jon Kirksey, nt (221)..... Cal St.-Sacramento

1994 Draft

Held April 24-25, 1994

- 1a. Traded to N.Y. Jets (12) (swapped 1st-round picks with N.Y. Jets)
- 1b. Joe Johnson, de (13)..... Louisville (choice acquired from N.Y. Jets)
2. Mario Bates, rb (44)..... Arizona St.
3. Winfred Tubbs, lb (79)..... Idaho
4. Doug Nussmeier, qb (116)..... Texas
- 5a. Herman Carroll, de (142)..... Mississippi St.
- 5b. Craig Novitsky, g (143)..... UCLA (choice acquired from N.Y. Jets in above trade)
6. Derrell Mitchell, wr (176)..... Texas Tech
7. Lance Lundberg, t (213)..... Nebraska

1995 Draft

Held April 22-23, 1995

1. Mark Fields, lb (13)..... Washington St.
2. Ray Zellars, fb (44)..... Notre Dame
3. Mike Versteegen, t (75)..... Wisconsin
4. Demeian Jeffries, de (108)..... Alabama
5. William Strong, cb (148)..... North Carolina St.
6. Lee DeRamus, wr (184)..... Wisconsin
- 7a. Traded to Rams for QB Jim Everett
- 7b. Travis Davis, s (242)..... Notre Dame (Compensatory)

1996 Draft

Held April 20-21, 1996

1. Alex Molden, cb (11)..... Oregon
2. Je'Rod Cherry, cb (40)..... California
3. Brady Smith, de (70)..... Colorado St.
4. Ricky Whittle, rb (103)..... Oregon
- 5a. Mercury Hayes, wr (136)..... Michigan (from Baltimore for CB Reginald Jones)
- 5b. Tom Ackerman, g (145)..... Eastern Washington
- 5c. Terry Guess, wr (165)..... Gardner-Webb (Compensatory)
- 6a. Keno Hills, t (179)..... Southwestern Louisiana
- 6b. Toderick Malone, wr (204)..... Alabama (Compensatory)
- 7a. Traded to Oakland for DT Willie Broughton
- 7b. Henry Lusk, te (246)..... Utah (Compensatory)

1997 Draft

Held April 19-20, 1997

- 1a. Traded to Oakland for #10, #39, #107, WR Daryl Hobbs (2)
- 1b. Chris Naeole, g (10)..... Colorado (choice acquired from Oakland for #2, #166)
- 2a. Rob Kelly, s (33)..... Ohio St.
- 2b. Jared Tomich, de (39)..... Nebraska (choice acquired from Oakland for #2, #166)
3. Troy Davis, rb (62)..... Iowa St.
- 4a. Danny Wuerffel, qb (99)..... Florida
- 4b. Traded to Houston for #116, #165 (from Oakland for #2, #166)
5. Keith Poole, wr (116)..... Arizona St. (choice acquired from Kansas City through Houston) traded to Washington for QB Heath Shuler (132)
- 6a. Nicky Savoie, te (165)..... LSU (from Atlanta through Houston)
- 6b. Traded to Oakland for #10, #39, #107, WR Daryl Hobbs (166)
7. Traded to Oakland for DT Austin Robbins (203)

1998 Draft

Held April 18-19, 1998

1. Kyle Turley, t (7)..... San Diego St.
2. Cameron Cleeland, te (40)..... Washington
3. Traded to Washington for QB Heath Shuler (69)
- 4a. Fred Weary, cb (97)..... Florida (choice acquired from Oakland for CB Eric Allen)
- 4b. Julian Pittman, de (99)..... Florida St.
5. Wilmont Perry, rb (132)..... Livingstone
6. Chris Bordano, lb (161)..... SMU
- 7a. Traded to Carolina for S Chad Cota (196)
- 7b. Andy McCullough, wr (204)..... Tennessee (choice acquired from Seattle for WR Daryl Hobbs)
- 7c. Ron Warner, rb (239)..... Kansas (Compensatory)

1999 Draft

Held April 17-18, 1999

- 1a. Ricky Williams, rb (5)..... Texas (choice acquired from Washington for 1st (12), 3rd (71), ... 4th (107), 5th (144), 6th (179) & 7th (218) round draft choices and 1st & 3rd in 2000 NFL Draft)
- 1b. Traded to Washington Redskins (12)
2. Traded to St. Louis Rams for WR Eddie Kennison (41)
3. Traded to Washington Redskins (71)
4. Traded to Washington Redskins (107)
5. Traded to Washington Redskins (144)
6. Traded to Washington Redskins (179)
7. Traded to Washington Redskins (218)

2000 Draft

Held April 15-16, 2000

1. Traded to Washington for #5 in 1999 (2)
2. Darren Howard, de (33)..... Kansas St.
3. Traded to Washington for #5 in 1999 (64)
4. Terrelle Smith, fb (96)..... Arizona St.
- 5a. Tutan Reyes, t (131)..... Mississippi
- 5b. From Chicago for WR Eddie Kennison to Indianapolis for #158 & #195
- 5c. Austin Wheatley, te (158)..... Iowa (choice acquired from Indianapolis with #195 for #138)
- 5d. Chad Morton, rb (166)..... Southern California (Compensatory)
- 6a. Marc Bulger, qb (168)..... West Virginia
- 6b. Michael Hawthorne, cb (195)..... Purdue (choice acquired from Indianapolis with #158 for #138)
- 6c. Sherrod Gideon, wr (200)..... Southern Mississippi (Compensatory)
- 7a. Traded to Kansas City in exchange for defensive

- coordinator Ron Zook (208)
- 7b. Kevin Houser, fb (228)..... Ohio St. (choice acquired from Kansas City along with defensive coordinator Ron Zook for #208)

2001 Draft

Held April 21-22, 2001

1. Deuce McAllister, rb (23)..... Mississippi
2. Traded to Dallas for #70 & #81
3. Traded to Green Bay for qb Aaron Brooks and te Lamont Hall
- 4a. Sedrick Hodge, lb (70)..... North Carolina (choice acquired from Dallas)
- 4b. Kenny Smith, dt (81)..... Alabama (choice acquired from Indianapolis through Dallas)
5. Moran Norris, fb (115)..... Kansas
6. Onome Ojo, wr (153)..... Cal-Davis
7. Mitch White, t (185)..... Oregon St.
8. Ennis Davis, dt (221)..... Southern California

2002 Draft

Held April 20-21, 2002

- 1a. Donte' Stallworth, wr (13)..... Tennessee
- 1b. Charles Grant, de (25)..... Georgia (choice acquired from Miami with #125 for RB Ricky Williams & #114)
2. LeCharles Bentley, c (44)..... Ohio St.
3. James Allen, lb (82)..... Oregon St.
4. Keyuo Craver, cb (125)..... Nebraska (choice acquired from Miami)
5. Mel Mitchell, s (150)..... Western Kentucky
- 6a. J.T. O'Sullivan, qb (186)..... Cal-Davis
- 6b. John Gilmore, te (196)..... Penn St. (choice acquired from N.Y. Jets for RB Chad Morton)
7. Derrius Monroe, de (224)..... Virginia Tech

2003 Draft

Held April 26-27, 2003

1. Johnathan Sullivan, dt (6)..... Georgia (choice acquired from Arizona for the Saints' two 1st round picks (#17 and #18). As part of the trade, the two clubs swapped second-round picks and the Saints received Arizona's fourth-round selection.)
2. Jonathan Stinchcomb, t (37)..... Georgia (choice acquired from Arizona in exchange of second-round picks; Arizona received #54)
- 3a. (# 78, from Kansas City for T William Roaf) choice traded to New England for S Tebucky Jones, along with a seventh-round choice (239) and a fourth-round pick in 2004.
- 3b. Cie Grant, lb (86)..... Ohio State
- 4a. Montrae Holland, g (102) (choice acquired from Arizona as part of trade of first-round picks)
- 4b. (#118), choice traded to Cincinnati for RB Curtis Keaton
5. Melvin Williams, de (155)..... Kansas State
- 6a. (#190), choice traded to Minnesota for QB Todd Bouman
- 6b. Kareem Kelly, wr (203)..... Southern California (choice acquired from Seattle Seahawks, through Green Bay, for DT Norman Hand)
- 7a. Talman Gardner, wr (231)..... Florida State
- 7b. (#239, from Indianapolis for RB Ricky Williams), choice traded to New England for S Tebucky Jones.

2004 Draft

Held April 24-25, 2004

1. Will Smith, de (18)..... Ohio State

- 2a. (#48), choice traded to Minnesota in exchange for the Vikings' second-round pick (#50) and fifth-round pick (#151)
- 2b. Devery Henderson (50)..... LSU (choice acquired from Minnesota as part of swap of 2nd round picks)
- 2c. Courtney Watson (60)..... Notre Dame (choice acquired from St. Louis for T Kyle Turley)
3. (#81), choice traded to Washington. The two clubs swapped 2004 fifth-round picks (the Saints' #151 for Washington's #139) and New Orleans received the Redskins' second-round pick in 2005.
4. (#113), choice traded to New England for S Tebucky Jones
- 5a. Rodney Leisle, dt (139)..... UCLA (choice acquired from Washington. The two clubs swapped 2004 fifth-round picks (the Saints' #151 for Washington's #139) and New Orleans received the Redskins' second-round pick in 2005.)
- 5b. (#150), choice traded to Jacksonville for CB Jason Craft
- 5c. (#151) choice traded to Washington. The two clubs swapped 2004 fifth-round picks (the Saints' #151 for Washington's #139) and New Orleans received the Redskins' second-round pick in 2005.
- 5d. Mike Karney (156)..... Arizona State (choice acquired from Dallas. The Saints sent their sixth- (#182) and seventh-round (#206) choices to the Cowboys for the fifth-round pick.)
6. (#182), choice traded to Dallas for fifth-round pick (#156)
- 7a. (#206), choice traded to Dallas Cowboys for fifth-round pick (#156). Pick originally acquired from Washington in 2003 trade of DT Martin Chase.
- 7b. (#206), choice traded to Miami in 2003 trade for LB Derrick Rodgers.
- 7c. Colby Bockwoldt (240)..... Brigham Young

All-Time Draft Summary

In **38** college drafts, the Saints have selected **470** players from **157** different colleges & universities. (Player totals include QB Dave Wilson, selected in the 1981 Supplemental Draft; Does not include players taken in 1984 USFL Supplemental Draft)

BY POSITION: 66 RB; 59 WR; 57 LB; 46 CB; 43 DE; 40 OG; 36 S; 33 OT; 27 TE; 24 DT; 17 QB; 9 C; 5 P; 5 FB & 3 K.
MOST BY COLLEGE: 14 - Southern California; 13 - Nebraska; 11 - Notre Dame; 10 - Ohio State; 8 - Georgia, LSU, Michigan, Missouri, Oklahoma, Tennessee & Tulane; 7 - Florida, Florida St. & Mississippi; 6 - Colorado, Kansas, San Diego State, Washington State & West Virginia; 5 - Alabama, Brigham Young, Houston, Minnesota, Mississippi State, North Carolina, North Carolina State, Pittsburg, Purdue, Southern, Texas, Tulsa, Virginia, Washington & Wisconsin
PLAYERS FROM AREA SCHOOLS
LSU: Tommy Morel (1969), Steve Rogers (1975), Hokie Gajan (1981), Eric Martin (1985), Dalton Hilliard (1986), Michael Mayes (1989), Nicky Savoie (1997), Devery Henderson (2004).
Mississippi: Dan Sartin (1968), Glenn Cannon (1970), Archie Manning (1971), Wimpy Winther (1971), Paul Dongieux (1972), Tutan Reyes (2000), Deuce McAllister (2001).
Mississippi State: Marcus Rhoden (1967), Patrick Swoopes (1986), Fred Hadley (1989), James Williams (1990), Herman Carroll (1994).
Southern: Richard Neal (1969), Willie Davenport (1970), James Elder (1971), Nathan Besaint (1978), Vincent Fizer (1988).
Tulane: Bart Graves (1971), Steve Barrios (1972), Rusty Lachausse (1972), Tommy Thibodeaux (1974), Mike Truax (1974), Charles Hall (1975), Marvin Lewis (1982), Treg Songy (1985).



Date	Score	Site	Attendance
ABC Monday Night Football (6-13)			
Sept. 25, 1972	Kansas City 20, New Orleans 17	Tulane Stadium	70,793
Sept. 24, 1973	Dallas 40, New Orleans 3	Texas Stadium	52,715
Nov. 25, 1974	Pittsburgh 28, New Orleans 7	Tulane Stadium	71,907
Dec. 3, 1979	Oakland 42, New Orleans 35	Louisiana Superdome	65,541
Nov. 24, 1980	L.A. Rams 27, New Orleans 7	Louisiana Superdome	53,448
Nov. 21, 1983	N.Y. Jets 31, New Orleans 28	Louisiana Superdome	68,606
Nov. 19, 1984	New Orleans 27, Pittsburgh 24	Louisiana Superdome	66,005
Oct. 3, 1988	New Orleans 20, Dallas 17	Louisiana Superdome	68,474
Nov. 6, 1989	San Francisco 31, New Orleans 13	Candlestick Park	60,667
Dec. 18, 1989	New Orleans 30, Philadelphia 20	Louisiana Superdome	59,218
Sept. 10, 1990	San Francisco 13, New Orleans 12	Louisiana Superdome	68,629
Dec. 31, 1990	New Orleans 20, L.A. Rams 17	Louisiana Superdome	68,647
Dec. 16, 1991	New Orleans 27, L.A. Raiders 0	Louisiana Superdome	68,625
Nov. 23, 1992	New Orleans 20, Washington 3	Louisiana Superdome	68,591
Nov. 22, 1993	San Francisco 42, New Orleans 7	Candlestick Park	66,500
Dec. 20, 1993	N.Y. Giants 24, New Orleans 14	Louisiana Superdome	69,036
Nov. 28, 1994	San Francisco 35, New Orleans 14	Louisiana Superdome	61,304
Dec. 19, 1994	Dallas 24, New Orleans 16	Louisiana Superdome	67,323
Dec. 17, 2001	St. Louis 34, New Orleans 21	Louisiana Superdome	70,332
Sunday Night (8-11)			
Oct. 21, 1984	Dallas 30, New Orleans 27 ot (ABC)	Texas Stadium	50,966
Nov. 27, 1988	N.Y. Giants 13, New Orleans 12 (ESPN)	Louisiana Superdome	66,526
Nov. 26, 1989	L.A. Rams 20, New Orleans 17 ot (ESPN)	Louisiana Superdome	64,274
Sept. 15, 1991	New Orleans 24, L.A. Rams 7 (TNT)	Louisiana Superdome	68,583
Nov. 24, 1991	Atlanta 23, New Orleans 20 ot (ESPN)	Louisiana Superdome	68,591
Sept. 27, 1992	San Francisco 16, New Orleans 10 (TNT)	Louisiana Superdome	68,591
Oct. 11, 1992	New Orleans 13, L.A. Rams 10 (TNT)	Louisiana Superdome	68,591
Sept. 5, 1993	New Orleans 33, Houston 21 (TNT)	Louisiana Superdome	69,029
Dec. 11, 1994	New Orleans 29, Atlanta 20 (ESPN)	Georgia Dome	61,307
Nov. 26, 1995	New Orleans 34, Carolina 26 (ESPN)	Louisiana Superdome	39,580
Nov. 3, 1996	San Francisco 24, New Orleans 17 (ESPN)	Louisiana Superdome	53,297
Oct. 5, 1997	New Orleans 20, Chicago 17 (TNT)	Soldier Field	58,865
Nov. 22, 1998	San Francisco 31, New Orleans 20 (ESPN)	3Com Park	68,429
Nov. 21, 1999	Jacksonville 41, New Orleans 23 (ESPN)	ALLTEL Stadium	69,772
Nov. 4, 2001	N.Y. Jets 16, New Orleans 9 (ESPN)	Louisiana Superdome	70,020
Dec. 30, 2001	Washington 40, New Orleans 10 (ESPN)	Louisiana Superdome	70,020
Dec. 1, 2002	New Orleans 23, Tampa Bay 20 (ESPN)	Louisiana Superdome	68,226
Sept. 28, 2003	Indianapolis 55, New Orleans 21 (ESPN)	Louisiana Superdome	70,020
Dec. 14, 2003	New Orleans 45, N.Y. Giants (ESPN)	Louisiana Superdome	68,399
Thursday Night (1-0)			
Dec. 3, 1992	New Orleans 22, Atlanta 14 (ESPN)	Louisiana Superdome	68,591

Home games in **bold**

Record in Prime Time: 15-24 (ABC 6-14; ESPN 5-9; TNT 4-1)

Saints Hall of Fame

The Saints Hall of Fame Museum is dedicated to preserving the history of the New Orleans Saints and honoring deserving Saints players, Memorabilia and exhibits showcase the history of the franchise as well as Saints highlight films and interactive exhibits. Induction weekend is usually held in early November. The Saints Hall of Fame is located at 415 Williams Blvd in Kenner's Rivertown.

HALL OF FAME INDUCTEES


- 1988: QB Archie Manning, WR Danny Abramowicz
- 1989: S Tommy Myers, K Tom Dempsey
- 1990: QB Billy Kilmer
- 1991: NT Derland Moore, RB Tony Galbreath
- 1992: RB George Rogers, G Jake Kupp, C John Hill
- 1993: LB Joe Federspiel
- 1994: GM Jim Finks, TE Henry Childs
- 1995: DE Bob Pollard, DE Doug Atkins
- 1996: CB Dave Whitsett, DB Dave Wayner
- 1997: LB Rickey Jackson, T Stan Brock
- 1998: RB Dalton Hilliard, LB Sam Mills
- 1999: QB Bobby Hebert, WR Eric Martin
- 2000: LB Vaughan Johnson, LB Pat Swilling

- 2001: TE Hoby Brenner, DE Jim Wilks
- 2002: Coach Jim Mora, DE Frank Warren
- 2003: DE Wayne Martin, G/T Jim Dombrowski

JOE GEMELLI "FLEUR-DE-LIS" AWARD

(Awarded yearly to a person who has contributed to the betterment of the Saints organization)

- 1989: Al Hirt
- 1990: Joe Gemelli
- 1991: Dave Dixon
- 1992: Charlie Kertz
- 1993: Wayne Mack
- 1994: Erby Aucoin
- 1995: Aaron Broussard
- 1996: Marie Knutson
- 1997: Angela Hill
- 1998: Joe Impastato
- 1999: Frank Wilson
- 2000: Bob Remy
- 2001: Peter (Champ) Clark
- 2002: Dean Kleinschmidt
- 2003: Jim Fast



2004 NFL SCHEDULE

WEEK 1

Thursday, September 9

Indianapolis At New England 9:00p (ET)

Sunday, September 12

Jacksonville At Buffalo 1:00p (ET)

Detroit At Chicago 12:00p (CT)

Baltimore At Cleveland 1:00p (ET)

San Diego At Houston 12:00p (CT)

Tennessee At Miami 1:00p (ET)

Seattle At New Orleans 12:00p (CT)

Cincinnati At New York Jets 1:00p (ET)

Oakland At Pittsburgh 1:00p (ET)

Arizona At St. Louis 12:00p (CT)

Tampa Bay At Washington 1:00p (ET)

Dallas At Minnesota 3:15p (CT)

New York Giants At Philadelphia 4:15p (ET)

Atlanta At San Francisco 1:15p (PT)

Kansas City At Denver 6:30p (MT)

Monday, September 13

Green Bay At Carolina 9:00p (ET)

WEEK 2

Sunday, September 19

St. Louis At Atlanta 1:00p (ET)

Pittsburgh At Baltimore 1:00p (ET)

Houston At Detroit 1:00p (ET)

Chicago At Green Bay 12:00p (CT)

Denver At Jacksonville 1:00p (ET)

Carolina At Kansas City 12:00p (CT)

San Francisco At New Orleans 12:00p (CT)

Washington At New York Giants 1:00p (ET)

Indianapolis At Tennessee 12:00p (CT)

Seattle At Tampa Bay 4:05p (ET)

New England At Arizona 1:15p (MT)

Cleveland At Dallas 3:15p (CT)

Buffalo At Oakland 1:15p (PT)

New York Jets At San Diego 1:15p (PT)

Miami At Cincinnati 8:30p (ET)

Monday, September 20

Minnesota At Philadelphia 9:00p (ET)

WEEK 3

Sunday, September 26

(Open Dates: Buffalo, Carolina, New England, New York Jets)

Arizona At Atlanta 1:00p (ET)

Baltimore At Cincinnati 1:00p (ET)

Philadelphia At Detroit 1:00p (ET)

Houston At Kansas City 12:00p (CT)

Pittsburgh At Miami 1:00p (ET)

Chicago At Minnesota 12:00p (CT)

Cleveland At New York Giants 1:00p (ET)

New Orleans At St. Louis 12:00p (CT)

Jacksonville At Tennessee 12:00p (CT)

San Diego At Denver 2:05p (MT)

Green Bay At Indianapolis 3:15p (ET)

San Francisco At Seattle 1:15p (PT)

Tampa Bay At Oakland 5:30p (PT)

Monday, September 27

Dallas At Washington 9:00p (ET)

WEEK 4

Sunday, October 3

(Open Dates: Dallas, Detroit, Minnesota, Seattle)

New England At Buffalo 1:00p (ET)

Philadelphia At Chicago 12:00p (CT)

Washington At Cleveland 1:00p (ET)

New York Giants At Green Bay 12:00p (CT)

Oakland At Houston 12:00p (CT)

Indianapolis At Jacksonville 1:00p (ET)

Cincinnati At Pittsburgh 1:00p (ET)

New Orleans At Arizona 1:05p (MT)

Atlanta At Carolina 4:05p (ET)

New York Jets At Miami 4:15p (ET)

Tennessee At San Diego 1:15p (PT)

Denver At Tampa Bay 4:15p (ET)

St. Louis At San Francisco 5:30p (PT)

Monday, October 4

Kansas City At Baltimore 9:00p (ET)

WEEK 5

Sunday, October 10

(Open Dates: Chicago, Cincinnati, Kansas City, Philadelphia)

Detroit At Atlanta 1:00p (ET)

New York Giants At Dallas 12:00p (CT)

Minnesota At Houston 12:00p (CT)

Oakland At Indianapolis 12:00p (Est)

Miami At New England 1:00p (ET)

Tampa Bay At New Orleans 12:00p (CT)

Cleveland At Pittsburgh 1:00p (ET)

Buffalo At New York Jets 4:05p (ET)

Jacksonville At San Diego 1:05p (PT)

Carolina At Denver 2:15p (MT)

Arizona At San Francisco 1:15p (PT)

ORGANIZATION

PLAYERS

REVIEW

RECORDS

HISTORY

SPECIFICS

2004 NFL SCHEDULE

St. Louis At Seattle 1:15p (PT)
 Baltimore At Washington 8:30p (ET)

Monday, October 11

Tennessee At Green Bay 8:00p (CT)

WEEK 6

Sunday, October 17

(Open Dates: Arizona, Baltimore, Indianapolis, New York Giants)

San Diego At Atlanta 1:00p (ET)
 Miami At Buffalo 1:00p (ET)
 Washington At Chicago 12:00p (CT)
 Cincinnati At Cleveland 1:00p (ET)
 Green Bay At Detroit 1:00p (ET)
 Kansas City At Jacksonville 1:00p (ET)
 Seattle At New England 1:00p (ET)
 San Francisco At New York Jets 1:00p (ET)
 Carolina At Philadelphia 1:00p (ET)
 Houston At Tennessee 12:00p (CT)
 Pittsburgh At Dallas 3:15p (CT)
 Denver At Oakland 1:15p (PT)
Minnesota At New Orleans 7:30p (CT)

Monday, October 18

Tampa Bay At St. Louis 8:00p (CT)

WEEK 7

Sunday, October 24

(Open Dates: Houston, Pittsburgh, San Francisco, Washington)

Buffalo At Baltimore 1:00p (ET)
 San Diego At Carolina 1:00p (ET)
 Philadelphia At Cleveland 1:00p (ET)
 Jacksonville At Indianapolis 12:00p (Est)
 Atlanta At Kansas City 12:00p (CT)
 St. Louis At Miami 1:00p (ET)
 Tennessee At Minnesota 12:00p (CT)
 Detroit At New York Giants 1:00p (ET)
 Chicago At Tampa Bay 1:00p (ET)
 New York Jets At New England 4:05p (ET)
 Seattle At Arizona 1:15p (Mst)
 Dallas At Green Bay 3:15p (CT)
New Orleans At Oakland 1:15p (PT)

Monday, October 25

Denver At Cincinnati 9:00p (ET)

WEEK 8

Sunday, October 31

(Open Dates: Cleveland, New Orleans, St. Louis, Tampa Bay)

Arizona At Buffalo 1:00p (ET)
 Detroit At Dallas 12:00p (CT)
 Jacksonville At Houston 12:00p (CT)
 Indianapolis At Kansas City 12:00p (CT)
 New York Giants At Minnesota 12:00p (CT)
 Baltimore At Philadelphia 1:00p (ET)
 Cincinnati At Tennessee 12:00p (CT)
 Green Bay At Washington 1:00p (ET)
 Atlanta At Denver 2:05p (MT)
 Carolina At Seattle 1:05p (PT)
 New England At Pittsburgh 4:15p (ET)
 Oakland At San Diego 1:15p (PT)
 San Francisco At Chicago 7:30p (CT)

Monday, November 1

Miami At New York Jets 9:00p (ET)

WEEK 9

Sunday, November 7

(Open Dates: Atlanta, Jacksonville, Green Bay, Tennessee)

New York Jets At Buffalo 1:00p (ET)
 Oakland At Carolina 1:00p (ET)
 Dallas At Cincinnati 1:00p (ET)
 Washington At Detroit 1:00p (ET)
 Arizona At Miami 1:00p (ET)
 Philadelphia At Pittsburgh 1:00p (ET)
 Kansas City At Tampa Bay 1:00p (ET)
 Chicago At New York Giants 4:05p (ET)
New Orleans At San Diego 1:05p (PT)
 Seattle At San Francisco 1:05p (PT)
 Houston At Denver 2:15p (MT)
 New England At St. Louis 3:15p (CT)
 Cleveland At Baltimore 8:30p (ET)

Monday, November 8

Minnesota At Indianapolis 9:00p (ET)

WEEK 10

Sunday, November 14

(Open Dates: Denver, Miami, Oakland, San Diego)

Tampa Bay At Atlanta 1:00p (ET)
 Pittsburgh At Cleveland 1:00p (ET)
 Houston At Indianapolis 1:00p (ET)
 Detroit At Jacksonville 1:00p (ET)

2004 NFL SCHEDULE

Kansas City At New Orleans 12:00p (CT)

Baltimore At New York Jets 1:00p (ET)
 Seattle At St. Louis 12:00p (CT)
 Chicago At Tennessee 12:00p (CT)
 Cincinnati At Washington 4:05p (ET)
 New York Giants At Arizona 2:15p (MT)
 Minnesota At Green Bay 3:15p (CT)
 Carolina At San Francisco 1:15p (PT)
 Buffalo At New England 8:30p (ET)

Monday, November 15

Philadelphia At Dallas 8:00p (CT)

WEEK 11

Sunday, November 21

Dallas At Baltimore 1:00p (ET)
 St. Louis At Buffalo 1:00p (ET)
 Arizona At Carolina 1:00p (ET)
 Indianapolis At Chicago 12:00p (CT)
 Pittsburgh At Cincinnati 1:00p (ET)
 New York Jets At Cleveland 1:00p (ET)
 Tennessee At Jacksonville 1:00p (ET)
 Detroit At Minnesota 12:00p (CT)
Denver At New Orleans 12:00p (CT)
 San Francisco At Tampa Bay 1:00p (ET)
 San Diego At Oakland 1:05p (PT)
 Miami At Seattle 1:05p (PT)
 Atlanta At New York Giants 4:15p (ET)
 Washington At Philadelphia 4:15p (ET)
 Green Bay At Houston 7:30p (CT)

Monday, November 22

New England At Kansas City 8:00p (CT)

WEEK 12

Thursday, November 25

Indianapolis At Detroit 12:30p (ET)
 Chicago At Dallas 3:15p (CT)

Sunday, November 28

Tampa Bay At Carolina 1:00p (ET)
 Cleveland At Cincinnati 1:00p (ET)
 Tennessee At Houston 12:00p (CT)
 San Diego At Kansas City 12:00p (CT)
 Jacksonville At Minnesota 12:00p (CT)
 Baltimore At New England 1:00p (ET)
 Philadelphia At New York Giants 1:00p (ET)
 Washington At Pittsburgh 1:00p (ET)
New Orleans At Atlanta 4:05p (ET)

New York Jets At Arizona 2:15p (MT)
 Miami At San Francisco 1:15p (PT)
 Buffalo At Seattle 1:15p (PT)
 Oakland At Denver 6:30p (MT)

Monday, November 29

St. Louis At Green Bay 8:00p (CT)

WEEK 13

Sunday, December 5

Cincinnati At Baltimore 1:00p (ET)
 Minnesota At Chicago 12:00p (CT)
 New England At Cleveland 1:00p (ET)
 Arizona At Detroit 1:00p (ET)
 Tennessee At Indianapolis 1:00p (ET)
 Buffalo At Miami 1:00p (ET)
Carolina At New Orleans 12:00p (CT)
 Houston At New York Jets 1:00p (ET)
 San Francisco At St. Louis 12:00p (CT)
 Atlanta At Tampa Bay 1:00p (ET)
 Kansas City At Oakland 1:05p (PT)
 Denver At San Diego 1:05p (PT)
 Green Bay At Philadelphia 4:15p (ET)
 New York Giants At Washington 4:15p (ET)
 Pittsburgh At Jacksonville 8:30p (ET)

Monday, December 6

Dallas At Seattle 6:00p (PT)

WEEK 14

Sunday, December 12

Oakland At Atlanta 1:00p (ET)
 New York Giants At Baltimore 1:00p (ET)
 Cleveland At Buffalo 1:00p (ET)
New Orleans At Dallas 12:00p (CT)
 Detroit At Green Bay 12:00p (CT)
 Indianapolis At Houston 12:00p (CT)
 Chicago At Jacksonville 1:00p (ET)
 Seattle At Minnesota 12:00p (CT)
 Cincinnati At New England 1:00p (ET)
 Miami At Denver 2:05p (MT)
 New York Jets At Pittsburgh 4:05p (ET)
 San Francisco At Arizona 2:15p (MT)
 St. Louis At Carolina 4:15p (ET)
 Tampa Bay At San Diego 1:15p (PT)
 Philadelphia At Washington 8:30p (ET)

Monday, December 13

Kansas City At Tennessee 8:00p (CT)

ORGANIZATION

PLAYERS

REVIEW

RECORDS

HISTORY

SPECIFICS

2004 NFL SCHEDULE

WEEK 15 Saturday, December 18

Pittsburgh At New York Giants	1:30p (ET)
Washington At San Francisco	2:00p (PT)
Carolina At Atlanta	8:30p (ET)

Sunday, December 19

Houston At Chicago	12:00p (CT)
Buffalo At Cincinnati	1:00p (ET)
Jacksonville At Green Bay	12:00p (CT)
Minnesota At Detroit	1:00p (ET)
San Diego At Cleveland	1:00p (ET)
Seattle At New York Jets	1:00p (ET)
Dallas At Philadelphia	1:00p (ET)
St. Louis At Arizona	2:05p (MT)
New Orleans At Tampa Bay	4:05p (ET)
Denver At Kansas City	3:15p (CT)
Tennessee At Oakland	1:15p (PT)
Baltimore At Indianapolis	8:30p (ET)

Monday, December 20

New England At Miami	9:00p (ET)
----------------------	------------

WEEK 16 Friday, December 24

Green Bay At Minnesota	2:00p (CT)
------------------------	------------

Saturday, December 25

Oakland At Kansas City	4:00p (CT)
Denver At Tennessee	7:30p (CT)

Sunday, December 26

New York Giants At Cincinnati	1:00p (ET)
Chicago At Detroit	1:00p (ET)
San Diego At Indianapolis	1:00p (ET)
Houston At Jacksonville	1:00p (ET)
Atlanta At New Orleans	12:00p (CT)

Baltimore At Pittsburgh	1:00p (ET)
Carolina At Tampa Bay	1:00p (ET)
New England At New York Jets	4:05p (ET)
Buffalo At San Francisco	1:05p (PT)
Washington At Dallas	3:15p (CT)
Arizona At Seattle	1:15p (PT)
Cleveland At Miami	8:30p (ET)

Monday, December 27

Philadelphia At St. Louis	8:00p (CT)
---------------------------	------------

WEEK 17 Sunday, January 2

Miami At Baltimore	1:00p (ET)
Pittsburgh At Buffalo	1:00p (ET)
New Orleans At Carolina	1:00p (ET)
Green Bay At Chicago	12:00p (CT)
Cleveland At Houston	12:00p (CT)
San Francisco At New England	1:00p (ET)
Cincinnati At Philadelphia	1:00p (ET)
New York Jets At St. Louis	12:00p (CT)
Detroit At Tennessee	12:00p (CT)
Minnesota At Washington	1:00p (ET)
Tampa Bay At Arizona	2:05p (MT)
Atlanta At Seattle	1:05p (PT)
Indianapolis At Denver	2:15p (MT)
Jacksonville At Oakland	1:15p (PT)
Kansas City At San Diego	1:15p (PT)
Dallas At New York Giants	8:30p (ET)

NFL SCHEDULE ROTATION

The NFL regular season scheduling rotation for the next seven seasons under the realignment plan that went into effect in 2002:

The interconference and intraconference divisional matchups – 14 of each season's 16 games – were determined last year following extensive analysis and discussion with NFL clubs. A key factor in deciding the initial schedules was the displacement of certain teams from their traditional divisions in the new alignment.

The Saints, who teamed with Atlanta, Carolina and Tampa Bay to create the newly-formed NFC South in 2002, play home-and-home with each of their divisional rivals (six games), the four teams from another NFC division on a rotating three-year cycle (four games), the four teams from an AFC division on a rotating four-year cycle (four contests) and two intraconference games based on the prior year's standings (two games against teams in the two NFC divisions the team is not scheduled to play that season. The division champions of each division will play against each other, and the second-, third- and fourth-place teams in a each conference are matched the same way).

The format adopted by the NFL in 2002 has several advantages:

- There is an increased common-opponent emphasis with every team in a division playing against 14 common opponents.
- All teams play each other on a regular basis, home and away, for a more consistent presentation of attractive games, eliminating the many schedule aberrations of the past.
- Teams are guaranteed to play all non-division opponents in their conference at least once every three years and at home at least once every six years.
- Every NFC team plays every AFC team once every four years and at home once every eight years.
- A team's record from the previous year has less of a bearing on its schedule, with only two opponents based on the previous year's standings, rather than the four of the previous system. Thus, the so-called "easy" fifth-place schedules have been eliminated.
- The division that a team is in will be less of a factor in a team's won-loss record with 10-of-16 games each season coming against non-division teams.

NEW ORLEANS SAINTS SCHEDULE ROTATION (2004-09)

Home Games	Year	Road Games
San Francisco, Seattle, Denver, Kansas City, NFC-N	2004	Arizona, St. Louis, Oakland, San Diego, NFC-E
Chicago, Detroit, Buffalo, Miami, NFC-E	2005	Green Bay, Minnesota, New England, N.Y. Jets, NFC-W
Philadelphia, Washington, Baltimore, Cincinnati, NFC-W	2006	Dallas, N.Y. Giants, Cleveland, Pittsburgh, NFC-N
Arizona, St. Louis, Jacksonville, Tennessee, NFC-E	2007	San Francisco, Seattle, Houston, Indianapolis, NFC-N
Green Bay, Minnesota, Oakland, San Diego, NFC-W	2008	Chicago, Detroit, Denver, Kansas City, NFC-E
Dallas, N.Y. Giants, New England, N.Y. Jets, NFC-N	2009	Philadelphia, Washington, Buffalo, Miami, NFC-W

NFC East: Dallas, N.Y. Giants, Philadelphia, Washington

NFC North: Chicago, Detroit, Green Bay, Minnesota

PLAYOFF TIE-BREAKERS

Division Tie-Breakers

DIVISION TIE-BREAKERS 2 Clubs

1. Head-to-head (best won-lost-tied percentage in games between the clubs).
2. Best won-lost-tied percentage in games played within the division.
3. Best won-lost-tied percentage in common games.
4. Best won-lost-tied percentage in games played within the conference.
5. Strength of victory.
6. Strength of schedule.
7. Best combined ranking among conference teams in points scored and points allowed.
8. Best combined ranking among all teams in points scored and points allowed.
9. Best net points in common games.
10. Best net points in all games.
11. Best net touchdowns in all games.

3 or More Clubs

(Note: If 2 clubs remain tied after a 3rd club is eliminated during any step, the tiebreaker reverts back to step 1 of the 2-club format)

1. Head-to-head (best won-lost-tied percentage in games among the clubs).
2. Best won-lost-tied percentage in games played within the division.
3. Best won-lost-tied percentage in common games.
4. Best won-lost-tied percentage in games played within the conference.
5. Strength of victory.
6. Strength of schedule.
7. Best combined ranking among conference teams in points scored and points allowed.
8. Best combined ranking among all teams in points scored and points allowed.
9. Best net points in common games.
10. Best net points in all games.
11. Best net touchdowns in all games.
12. Coin flip.

Wild Card Tie-Breakers

WILD CARD TIE-BREAKERS

If it is necessary to break ties to determine the 2 Wild Card clubs from each conference, the following steps will be taken.

- A. If the tied clubs are from the same division, apply the division tiebreaker.
- B. If the tied clubs are from different divisions, apply the following steps.

2 Clubs

1. Head-to-head, if applicable.
2. Best won-lost-tied percentage in games played within the conference.
3. Best won-lost-tied percentage in common games, minimum of four.
4. Strength of victory.
5. Strength of schedule.
6. Best combined ranking among conference teams in points scored and points allowed.
7. Best combined ranking among all teams in points scored and points allowed.
8. Best net points in conference games.
9. Best net points in all games.
10. Best net touchdowns in all games.
11. Coin toss.

3 or More Clubs

(Note: If 2 clubs remain tied after 3rd or other clubs are eliminated, tiebreaker reverts to step 1 of applicable 2-club format.)

1. Apply division tie-breaker to eliminate all but the highest ranked club in each division prior to proceeding to step 2. The original seeding within a division upon application of the division tie-breaker remains the same for all subsequent applications of the procedure that are necessary to identify the Wild Card participants.
2. Head-to-head sweep. (Applicable only if one club has defeated each of the others or if one club has lost to each of the others.)
3. Best won-lost-tied percentage in games played within the conference.
4. Best won-lost-tied percentage in common games, minimum of four.

5. Strength of victory.
6. Strength of schedule.
7. Best combined ranking among conference teams in points scored and points allowed.
8. Best combined ranking among all teams in points scored and points allowed.
9. Best net points in conference games.
10. Best net points in all games.
11. Best net touchdowns in all games.
12. Coin toss

When the 1st Wild Card team has been identified, the procedure is repeated to name the 2nd Wild Card, i.e. eliminate all but the highest-ranked club in each division prior to proceeding to step 2. In situations where 3 or more teams from the same division are involved in the procedure, the original seeding of the teams remains the same for subsequent applications of the tie-breaker if the top-ranked team in that division qualifies for a Wild Card berth.

Other Tie Breaking Procedures

1. Only 1 club advances to the playoffs in any tie-breaking step. Remaining tied clubs revert to the 1st step of the applicable division or Wild Card tie breakers. As an example, if 2 clubs remain tied in any tie-breaker step after all other clubs have been eliminated, the procedure reverts to step 1 of the 2-club format to determine the winner. When 1 club wins the tie breaker, all other clubs revert to step 1 of the applicable 2-club or 3-club format.
2. In comparing records against common opponents among tied teams, the best won-lost-tied percentage is the deciding factor since teams may have played an unequal number of games.
3. To determine home-field priority among division-titlists, apply Wild Card tie-breakers.
4. To determine home-field priority for Wild Card qualifiers, apply division tie-breakers (if teams are from the same division) or Wild Card tie-breakers (if teams are from different divisions).

SAINTS FACILITY

Since the expansion that was completed before last season, the Saints' headquarters have been a top resource for the players and coaching staff, who have access to three full-sized outdoor fields, an indoor field, a renovated locker room, a state-of-the-art weight room and a full-service cafeteria. It's also a boon for the team's fans, who since 2003 have been able to attend the outdoor practices during the club's month-long training camp in the New Orleans area for the first time.

Because of the unpredictable weather of southeast Louisiana throughout the year, the club has long needed an indoor practice area. That need was filled in 2003 with the completion of one of the league's best facilities. No longer does the club have to regularly bus to alternative locations for practice, and other newly-built structures were included that complete the club's training area. Also on the Saints' 19-acre campus in Metairie is the recently-completed, 12,800 square-foot practice facility that houses the New Orleans VooDoo of the Arena Football League.

At 78 feet high, the indoor practice facility casts a long shadow over the entire property. The covered field is 220 feet wide by 420 feet long and has 6,375,600 cubic feet of air-conditioned space. There are 93,400 feet under roof covered in FieldTurf. A 250-seat cafeteria is connected to the lightning-protected facility, as is a 9,000 square-foot weight room with a cushioned floor. Over 8,000 square feet of maintenance and equipment storage was also added, and there are covered walkways connecting the indoor facility and cafeteria to the existing building. Outside of the VooDoo facility is a new, full-sized outdoor field covered in AstroPlay.

The existing building was also renovated last year. The team's locker room was doubled in size, with new lockers installed. A large, open area is in the middle so all lockers are visible for communication and interaction between the players and coaches. A player's lounge was built, and the existing medical and rehabilitation area was doubled in size. It now includes a treadmill pool facility for injury rehab work.

Other updated features of the Saints' facility include expansion of the ticket area and additional staff locker rooms. All of the renovated areas have freshly-carpeted floors emblazoned with the Saints' Fleur de Lis logo.

The entire club moved into the training facility at 5800 Airline Drive in Metairie on April 15, 1996, marking the first time in club history that the team's players, coaches and staff were housed under one roof. The first floor is approximately 43,000 square feet and primarily serves the needs of the players. It also consists of a reception area, ticket office, media workroom and storage areas. Two symmetrically laid-out fields behind the building are planted with Bermuda grass and are surrounded by an asphalt, half-mile running track.

A 1,700 square foot auditorium, which sits on the first floor, can seat 110 players for team meetings and can be divided into two rooms. On either side of the auditorium are eight smaller team meeting rooms. Located on the second floor are offices for coaches, player personnel, video and the administrative staff.

DIRECTIONS TO SAINTS FACILITY

From Airport

Turn left onto Airline Drive. Take Airline Drive for approximately 4-5 miles and the facility is on the right.

From New Orleans/East

Take I-10 West to Clearview Parkway exit. Follow Clearview Parkway South to Airline Drive and turn right. Take Airline Drive for approximately 1.2 miles and the facility is on the left.

From Baton Rouge/West

Take I-10 East to Clearview Parkway exit. Follow Clearview Parkway South to Airline Drive and turn right. Take Airline Drive for approximately 1.2 miles and the facility is on the left.

2004 Saints Training Camp Practice Schedule Saints Training Facility, Metairie, La. Thursday, July 29 – Wednesday, Aug. 25

Two-A-Day Schedule

Morning Practice: 9 a.m. to 11 a.m.
Evening Practice: 7:30 p.m. to 9:30 p.m.

One-A-Day Schedule

PM Practice: 3 p.m. to 5 p.m.

Date

Thursday, July 29
Friday, July 30
Saturday, July 31
Sunday, Aug. 1
Monday, Aug. 2
Tuesday, Aug. 3
Wednesday, Aug. 4
Thursday, Aug. 5
Friday, Aug. 6
Saturday, Aug. 7

Practice Schedule

Team Meeting 6:00 PM
AM Lift Weights; PM Practice (**)
AM Practice; PM Practice (Indoor) (*)
AM Lift Weights; PM Practice (**)
AM Practice; PM Practice (Indoor) (*)
AM Lift Weights; PM Practice (***)
AM Practice; PM Practice (Offsite) (*)
AM Lift Weights; PM Practice (***)
AM Practice; PM Practice (Indoor) (*)
AM Lift Weights; 7 p.m. Black & Gold Scrimmage at Southeastern Louisiana University, Hammond, La.
Players Off (***)
AM Practice; PM Practice (Offsite) (*)
AM Lift Weights; PM Practice (*)
AM Practice; PM Practice (Indoor) (*)
AM Lift Weights; PM Practice (***)
10 a.m. Team Meetings; 7 p.m. Preseason Opener, vs. New York Jets at the Louisiana Superdome
Players Off (***)
AM Lift Weights; PM Practice (**)
AM Practice; PM Practice (Offsite) (*)
AM Lift Weights; PM Practice (***)
AM Practice; PM Practice (Indoor) (*)
AM Lift Weights; PM Practice (***)
10 a.m. Walk-Thru; 3 p.m. Depart for Green Bay
10 a.m. Meetings; 7:30 p.m. Preseason Game No. 2 vs. Green Bay Packers at Lambeau Field
Players Off (***)
AM Lift Weights; PM Practice (**)
1:15 p.m. Practice (In-Season Wednesday Schedule)
1 p.m. Practice (In-Season Thursday Schedule);

(*) – Players Locker Room Open for 30 minutes after AM practice; Players Locker Room Closed after PM practice; Coach Haslett will be available after each practice on the field. (**) – Players Locker Room Open from noon to 1 p.m. and for 30 minutes after PM practice; Coach Haslett will be available after PM practice on the field. (***) – Players and Assistant Coaches Off; No Media Interviews Scheduled; Coach Haslett available at 4 p.m. in the Media Workroom

Practice Notes: All outdoor practices during training camp will be open to the public. Practices noted (Indoor) will be closed to the public because they will be held inside the indoor practice facility. Training camp schedules and locations of practice are subject to change at any time due to any type of weather. The Saints Media Relations Department will notify the media as soon as the change is made, which could be within one hour or less of the scheduled practice time. The Saints will practice offsite for three evening practices in addition to the Black & Gold Scrimmage; the dates, times and locations have yet to be determined. All training camp practices will be conducted in full pads for the first segments of practice.

Training Camp History

1967-69: Cal Western University; San Diego, Calif.
1970: Bowling Green University; Bowling Green, Ohio
1971-73: University of Southern Mississippi; Hattiesburg, Miss.
1974: Dodgertown; Vero Beach, Fla.
1975: Nicholls State University; Thibodaux, La.
1976-84: Dodgertown; Vero Beach, Fla.
1985: Louisiana Tech University; Ruston, La.
1986-87: Southeast Louisiana University; Hammond, La.
1988-99: University of Wisconsin-La Crosse; La Crosse, Wis.
2000-02: Nicholls State University; Thibodaux, La.
2003: **New Orleans Saints Training Facility, Metairie, La.** – New Orleans Saints Training Facility; Metairie, La. – Last season, for the first time in club history, the Saints held training camp in the New Orleans area at the team's training facility. The indoor practice facility serves as the alternate practice area during inclement weather. All outdoor practices are open to the public, and the club has a variety of family-related events surrounding training camp. As with the previous arrangement with Nicholls State, the positive social and economic impact of an NFL training camp remains in the state of Louisiana.



2004 New Orleans Saints Season Ticket Prices

Club Sideline	\$1200
Plaza Sideline	\$690
Club End Zone	\$630
Upper Box Sideline	\$600
Plaza End Zone	\$540
Upper Box End Zone	\$520
Terrace Sideline	\$400
Terrace End Zone	\$150

All seating is numbered from right to left while facing the field.

2004 New Orleans Saints Individual Ticket Prices

Club Sideline	\$150
Plaza Sideline	\$100
Club End Zone	\$90
Upper Box Sideline	\$80
Plaza End Zone	\$85
Upper Box End Zone	\$69
Terrace Sideline	\$65
Terrace End Zone	\$60

All seating is numbered from right to left while facing the field.

2004 TICKET INFORMATION

Single game ticket outlets

Individual game tickets are available at official Saints ticket outlets in New Orleans, Baton Rouge and throughout Mississippi at all TicketMaster outlets and via the Internet at www.ticketmaster.com. In addition, group tickets can be obtained through Saints regional offices in Baton Rouge (225) 927-8626; the Mississippi Gulf Coast (228) 863-9555; Mobile, Ala. (251) 479-2327 and Jackson, Miss. (601) 362-2294.

Ticket Office

The New Orleans Saints Ticket Offices are located at the club's training facility at 5800 Airline Drive in Metairie and at the Louisiana Superdome, Gate A (Poydras St.) ground level. Ticket office hours in Metairie are from 8 a.m.-6 p.m. on weekdays and 8 a.m.-1 p.m. on Saturdays. Superdome ticket office hours are 8:30 a.m.-5:30 p.m. weekdays. Ticket windows open three hours prior to kickoff on all game days.

Phone/Internet Orders

Use your Visa, MasterCard, Discover or American Express to order tickets by phone or mail. Mail orders will be accepted when accompanied by a certified check or money order for the total ticket amount plus \$3 handling fee. All mail orders should be sent to: Saints Ticket Office, 5800 Airline Drive, Metairie, LA 70003. TicketMaster processes all phone orders and a service charge is required on all phone orders.

For more information

Saints Ticket Office: (504) 731-1700; 877-666-1700 or www.neworleansaints.com
 Saints Regional Ticket Offices: Baton Rouge (225) 927-8626; Mississippi Gulf Coast (228) 863-9555; Jackson, Ms. (601) 362-2294 and Mobile, Al. (251) 479-2327
 TicketMaster: (504) 598-GOLD or www.ticketmaster.com

Superdome Facts

First Game (Preseason):	Convention Rooms:	52
Aug. 9, 1975; Oilers 13, Saints 7	Restrooms:	102
First Game (Regular Season):	Private Box Suites:	137
Sept. 28, 1975; Bengals 21, Saints 0	Parking Garages:	5,000 cars, 250 buses
Total Land Area: 52 acres	Lighting:	19,507 fixtures
Height: 273 feet	Electric Wiring:	400 miles
Diameter: 680 feet clear span	Aluminum Siding:	More than 550,000 sq. ft.
Concrete: 169,000 cubic yards	Area of Roof:	9.7 acres
Structural Steel: 20,000 tons	Escalators:	32
Air Conditioning: 9,000 tons	Elevators:	10 passenger, one freight

SAINTSBROADCASTING

The New Orleans Saints have a number of team-affiliated media outlets. In addition to the weekly games broadcast on a regional radio network, the Saints have partnerships that produce weekly radio and TV programs as well as an Internet homepage.

RADIO

WWL (870 AM) is the flagship of the Saints Radio Network, and the station extends the weekly action of Saints football throughout the southeast. **Jim Henderson** handles the play-by-play duties, former Saint running back and scout **Hokie Gajan** provides color commentary for all regular season and playoff contests. **Kenny Wilkerson** reports from the sidelines. WWL also hosts the Jim Haslett Show and the Front Office Show each week during the season.

WFNO (830 AM) provides Spanish broadcasts of Saints action. **Marco Garcia** handles the play-by-play duties, while **Hector Pineda** provides the color commentary.

SAINTS RADIO NETWORK - FLAGSHIP STATIONS

New Orleans
SPANISH
New Orleans
 WWL 870 AM
 WFNO 830 AM

LOUISIANA
Alexandria
Baton Rouge
Bogalusa
Houma/Thibodaux
Lafayette
Lake Charles
Leesville
Monroe
Moreauville
Morgan City
 KEZP 104.3 FM
 WJBO 1150 AM
 WBOX 920 AM/92.9 FM
 KTIB 640 AM
 KMDL 97.3 FM
 KAOK 97.9 FM
 KJAE 93.5 FM
 KNOE 540 AM
 KLIL 92.1 FM
 KQKI 95.3 FM

New Iberia
Shreveport
Ville Platte
 KANE 1240 AM
 KWKH 1130 AM
 KVPI 1050 AM/92.5 FM

MISSISSIPPI
Columbia
Hattiesburg
Jackson
Meridian
Natchez
Prentiss
 WCJU 1450 AM
 WKNZ 107.1 FM
 WDJX 620 AM
 WKZB 93.5 FM
 WQNZ 95.1 FM
 WJDR 98.3 FM

ALABAMA
Mobile
 WNSP 105.5 FM

TELEVISION

UPN 54 (WUPL-TV) provides preseason game telecasts to the New Orleans market, including live coverage of all away games and sold-out home preseason games. Home preseason games not sold out 72 hours in advance are televised locally on a taped-delay basis. **Tim Brando** will handle the play-by-play duties for every contest. For the color commentary, Brando will be teamed with former Saints quarterback **Archie Manning** and former Eagles quarterback **Ron Jaworski**. UPN 54 also produces and airs several Saints specials throughout the year, including a post draft special, player specials and a holiday special.

FOX 8 (WVUE-TV) will present "Inside Saints," a weekly show during the season about the team. The program features interviews with players and coaches, a review of the previous week's game and a look ahead to the next opponent. Fox 8 will also produce and air a Training Camp Special.

COX SPORTS TELEVISION also presents a prime-time weekly television show, "Outside the Huddle." Hosted by **Ro Brown**, the show focuses on the community efforts of Saints' players and personnel, as well as lifestyle features and interviews. In addition, Cox will produce and air a "Making of the Saintsations Calendar Show."

INTERNET

The Saints' official website is the best place to find all of the information about the team on the Internet. Saints news and notes, player features and interviews and ticket and sponsorship information is available here. Fans can also sign up for a free e-newsletter that is distributed weekly, which contains up-to-the-minute updates on the Saints. For all of this, point your browser to www.neworleansaints.com, part of the NFL.com network.



JIM HENDERSON
 WWL Radio



HOKIE GAJAN
 WWL Radio



KENNY WILKERSON
 WWL Radio



MARCO GARCIA
 WFNO Radio



HECTOR PINEDA
 WFNO Radio

NEW ORLEANS SAINTS MEDIA & PUBLIC RELATIONS DEPARTMENT

Greg Bansel, Director of Media & Public Relations
Ricky Zeller, Asst. Director of Media & Public Relations
Justin Macione, Manager of Media & Public Relations
Nicholas Karl, Media & Public Relations Assistant

Saints Front Desk
 (504) 733-0255
Saints Media & Public Relations Office
 (504) 733-1799
Media & Public Relations Fax:
 (504) 731-1888 (fax)

GAMEDAY MEDIA POLICIES

MEDIA GATE

Media entrance for Saints games at the Louisiana Superdome is located on the ground level of the Northwest Parking Garage (side nearest the Claiborne Ave. overpass) near the center of the building. The media entrance opens four hours prior to kickoff. Media Will Call is located at this entrance as well.

CREDENTIAL REQUESTS

Superdome press box space is reserved for the working news media. Requests should be made at least one week in advance and directed to Nick Karl, Media & Public Relations Assistant, New Orleans Saints, 5800 Airline Drive, Metairie, LA 70003. Please fax your request to (504) 731-1888 or e-mail your request to karln@saints.nfl.com. Credential requests will not be honored on gameday. Press box media are not allowed on the field at any time, including pre-game and post-game. Interviews are not allowed with Saints players as they leave the field.

TELEVISION & RADIO

Network television, network radio and visiting radio are assigned numbered booths in the main press box. Spotters and statisticians are available upon request at least one week prior to the game. Television stations will be allowed to do pre-game live shots as well as post-game live shots from the South end zone only. TV talent will be asked to leave the field prior to kickoff.

PHOTOGRAPHERS

Only accredited working photographers are allowed on the sidelines. They must wear a "field photo" arm band and shoot from behind the yellow-dotted line. The bench areas are off limits at all times. Photographers should take special note of the usage conditions listed on the credential. Reporters are not permitted to accompany photographers on the sidelines until after both teams have cleared the field following the conclusion of the game. Grip passes will no

longer be issued for home games, and those with yellow armbands must have a camera and will not be allowed to grip for photographers.

ALL CREDENTIALS ARE ISSUED TO SPECIFIC INDIVIDUALS AND ARE NOT TRANSFERABLE

LOCKER ROOMS

Only accredited working media are allowed in locker rooms after games. There is no admission prior to the game. Still photographs are not permitted in the Saints locker room after the game.

TELEPHONES

Requests for service should be directed in advance to Pamela Garrett at BellSouth, (888) 592-4945. On gameday, requests should be directed to Patrick Anthony, (504) 524-6601. For instruments, contact the Saints Media Relations Dept.

FAX SERVICE

Postgame faxing of final statistics books and postgame quotes is available. The fee for fax service is \$25. Please fill out the forms provided in the press box at the Saints PR station on gameday and return them to a member of the Saints' Media & Public Relations Department.

PRESS BOX SERVICES

Statistical information is supplied before, during and after the game. Scores of other games are announced and posted as received. Postgame quotes are provided from both locker rooms. Refreshments are served in the media lounge before the game and during halftime.

TRANSPORTATION

Transportation to New Orleans International Airport can be prearranged for visiting media with tight departure schedules.

2004 REGULAR SEASON MEDIA POLICIES AND SCHEDULE

PRACTICE ACCESS

Practices will be OPEN to accredited media only. Credential requests must be submitted to Nick Karl prior to the season or the week you wish to attend practice. Television cameras will not be allowed to shoot during any team drills and will be asked to leave once drills begin. Cameras will be allowed prior to stretch. Media are not allowed to sit on the field or on the benches near the entrance of the locker room during practice.

LOCKER ROOM ACCESS

Monday 12:30 p.m.- 1:30 p.m.
Tuesday Players Day Off /No Media Access
Wednesday 12 p.m.-1 p.m. (No Locker Room or Player Access after Practice)

Thursday 12 p.m.-1 p.m. (No Locker Room or Player Access after Practice)
Friday Locker Room Closed; Players Available on Field Following Practice
Saturday Locker Room Closed
 On Monday, the PR department will escort the media from the media workroom to the locker room. Media are not allowed in the locker room after the locker room access time is over. All other player interviews, outside of the locker room time, should be scheduled through Justin Macione (macionej@saints.nfl.com) or Nick Karl (karln@saints.nfl.com). QB Aaron Brooks will conduct his weekly press availability on Wednesday at 12:30 p.m. in the media workroom.

HEAD COACH JIM HASLETT AVAILABILITY

(transcripts provided for all head coach availabilities on neworleanssaints.com)
Monday 3:30 p.m. CT (Press Conference in the Media Workroom)
Wednesday 3:30 p.m. (Available on the Field Immediately Following Practice)
Thursday 3:15 p.m. (Available on the Field Immediately Following Practice)
Friday 1:00 p.m. (Available on the Field Immediately Following Practice)
 All other requests for the Head Coach should be scheduled through Greg Bansel (benselg@saints.nfl.com).

ASSISTANT COACH AVAILABILITY

Interviews with assistant coaches should be made through Ricky Zeller (zellerr@saints.nfl.com) in the Media Relations Department. Assistant Coaches will be made available only during the lunch hour on Wednesday & Thursday.

PRACTICE SCHEDULE

The PR department will escort the media from the media workroom to the practice field for each practice.
Monday No Practice

Tuesday Players Off
Wednesday 1:20 p.m.-3:30 p.m.
Thursday 1 p.m.-3:15 p.m.
Friday 11:15 a.m.-1 p.m.

WEDNESDAY CONFERENCE CALLS

Opponent conference calls will be conducted every Wednesday in the Media Workroom. Transcripts will be made available following at neworleanssaints.com. Saints Players will be available for conference calls with opposing team media at 12:15 p.m. CT. Coach Haslett will teleconference every Wednesday at 12:30 p.m. (CT).

HOME GAME CREDENTIAL REQUESTS

All credential requests must be submitted to Nick Karl via fax at 504-731-1888 on company letterhead or email at karln@saints.nfl.com no later than Tuesday at 5:00 p.m. of game week. Credential approval can be obtained by calling 731-1795 after 1:00 p.m. on Friday of a home game.

AWAY GAME CREDENTIAL & HOTEL REQUESTS

All credential and hotel requests for media traveling to Saints away games must be submitted to Nick Karl via fax at 504-731-1888 or email at karln@saints.nfl.com no later than Monday at 10 a.m. of game week.

INTERNET

A complete media-only area is available on the club's web site, www.neworleanssaints.com. All press releases, game notes, final stat books and other pertinent information is available online. Contact the Saints' Media Relations Department at (504) 733-0255 for information on how to access the site. Media can also access NFL info at www.nflmedia.com. This is a service for accredited media only.

NFL PR Contacts

NATIONAL FOOTBALL LEAGUE

280 Park Avenue | New York, NY 10017 | (212) 450-2000

Senior Vice President of Communications & Government Affairs Joe Browne
Vice President of Communications Greg Aiello
Director of International Public Affairs Pete Abitante
Director of Media Services Leslie Hammond
Director of Corporate Communications Brian McCarthy
Senior Editorial Manager Vince Casey
Manager of NFC Information Mike Signora
Manager of AFC Information Steve Alic

2004 OPPONENTS

*All kickoff times Central

Seattle Seahawks

Game No. 1: Sunday, Sept. 12, Noon on FOX at the Louisiana Superdome

Division: NFC West
Stadium: Seahawks Stadium

Home Playing Surface: Fieldturf

2003 Record: 10-6, 2nd in the NFC West

2003 Passing Leader: QB Matt Hasselbeck, 313 of 513, 3,841 yards, 26 TDs, 15 INT

2003 Rushing Leader: RB Shaun Alexander, 326 att.-1,435 yards, 14 TDs

2003 Receiving Leader: WR Darrell Jackson, 68 rec.-1,137 yards, 9 TDs

Owner: Paul G. Allen

Head Coach: Mike Holmgren (116-76, .604; 41-39, .512 in five seasons with Seattle)

PR Director: Dave Pearson, (425) 827-9777

Series Record: Series tied, 4-4.

Last Meeting: Sept. 7, 2003 - Seattle 27, New Orleans 10, at Seahawks Stadium

Notes: New Orleans has won three of the last five in the series... This marks the second-straight year the Saints have opened the season against the Seahawks... This will be Seattle's first visit to the Superdome since a 20-17 overtime victory for New Orleans on Nov. 16, 1997.



meeting between the teams, and the third-straight at the Superdome.

St. Louis Rams

Game No. 3: Sunday, Sept. 26, Noon on FOX at the Edward Jones Dome

Division: NFC West
Stadium: Edward Jones Dome

Home Playing Surface: Astro Turf

2003 Season: 12-4, 1st NFC West

2003 Passing Leader: QB Marc Bulger, 336 of 532, 3,845 yards, 22 TDs, 22 INT

2003 Rushing Leader: RB Marshall Faulk, 209 att.-818 yards, 10 TDs

2003 Receiving Leader: WR Torry Holt, 117 rec.-1,696 yards, 12 TDs

Owner: Georgia Frontiere

Head Coach: Mike Martz (45-23, .662 in four seasons with St. Louis)

PR Director: Duane Lewis, (314) 982-7267

Series Record: St. Louis leads 36-28

Last Meeting: NFC Wild Card Playoff Dec. 30, 2001 - New Orleans 31, St. Louis 28, at the Louisiana Superdome; Regular Season Dec. 24, 2001 - St. Louis 34, New Orleans 21, at the Louisiana Superdome

Notes: The two clubs have split the last four contests... The Saints won the last trip to the Edward Jones Dome (then named the Dome at America's Center), 34-31 on Oct. 28, 2001... One of the Saints' top free-agent signings of the offseason was DT Brian Young, a top performer on the Rams' defense in 2003.



San Francisco 49ers

Game No. 2: Sunday, Sept. 19, Noon on FOX at the Louisiana Superdome

Division: NFC West
Stadium: 3Com Park

Home Playing Surface: Natural Grass

2003 Season: 7-9, 3rd in NFC West

2003 Passing Leader: QB Jeff Garcia, 225 of 392, 2,704 yards, 18 TDs, 13 INT

2003 Rushing Leader: RB Kevan Barlow, 201 att.-1,024 yards, 6 TDs

2003 Receiving Leader: WR Terrell Owens, 80 rec.-1,102 yards, 9 TDs

Owner: Denise DeBartolo York

Head Coach: Dennis Erickson (38-42, .475; 7-9, .438 in first season with San Francisco)

PR Director: Kirk Reynolds, (408) 562-4949

Series Record: San Francisco leads, 45-19-2

Last Meeting: Oct. 20, 2002 - New Orleans 35, San Francisco 27, at the Louisiana Superdome

Notes: The Saints have won four of the last six games in the series... The two former NFC West rivals were split up in 2002... This will be the 67th



Arizona Cardinals

Game No. 4: Sunday, Oct. 3, 3:05 p.m. on FOX at Sun Devil Stadium

Division: NFC West
Stadium: Sun Devil Stadium

Home Playing Surface: Natural Grass

2003 Season: 4-12, 4th NFC West

2003 Passing Leader: QB Jeff Blake, 208 of 367, 2,247 yards, 13 TDs, 15 INT

2003 Rushing Leader: Marcel Shipp, 228 att.-830 yards, 0 TDs

2003 Receiving Leader: WR Anquan Boldin, 101 rec.-1,377 yards, 8 TDs

Owner: William V. Bidwell

Head Coach: Dennis Green (101-70, .591; First



season with Arizona)

PR Director: Mark Dalton, (602) 379-0101

Series Record: Arizona leads 12-11

Last Meeting: Oct. 29, 2000 - New Orleans 21, Arizona 10, at Sun Devil Stadium

Notes: The Saints have won six of the last eight meetings with the Cardinals... This will be the third-straight road game in the series for New Orleans... The Saints have posted a 4-1 record at Sun Devil Stadium.

Tampa Bay Buccaneers

Game No. 5: Sunday, Oct. 10, Noon at the Louisiana Superdome

Game No. 14: Sunday, Oct. 19, 3:05 p.m. on FOX at Raymond James Stadium

Division: NFC South

Stadium: Raymond James Stadium

Home Playing Surface: Natural Grass

2003 Season: 7-9, 3rd in NFC South

2003 Passing Leader: QB Brad Johnson, 354 of 570, 3,811 yards, 26 TDs, 21 INT

2003 Rushing Leader: RB Michael Pittman, 187 att.-751 yards, 0 TDs

2003 Receiving Leader: WR Keenan McCardell, 84 rec.-1,174 yards, 8 TDs

Owner: Malcolm Glazer

Head Coach: Jon Gruden (57-39, .594; 19-13, .594 in two seasons with Tampa Bay)

PR Director: Jeff Kamis, (813) 554-1311

Series Record: New Orleans leads, 16-8

Last Meeting: Dec. 7, 2003 - Tampa Bay 14, New Orleans 7, at the Louisiana Superdome

Notes: The Saints have won three of the last four since the two clubs became NFC South foes in 2002... The Saints are 2-2 at Raymond James Stadium, and hold a 10-5 advantage in the Superdome, including a nine-game winning streak from 1984-98.



Minnesota Vikings

Game No 6: Sunday, Oct. 17, 7:30 p.m. on ESPN at the Louisiana Superdome

Division: NFC North
Stadium: Hubert H. Humphrey Metrodome

Home Playing Surface: Fieldturf

2003 Season: 9-7, 2nd in NFC North

2003 Passing Leader: QB Daunte Culpepper, 295 of 454, 3,479 yards, 25 TDs, 11 INT



2003 Rushing Leader: RB Moe Williams, 174 att.-745 yards, 5 TDs

2003 Receiving Leader: WR Randy Moss, 111 rec.-1,632 yards, 17 TDs

Owner: Red McCombs

Head Coach: Mike Tice (15-18, .455 in two seasons in Minnesota)

PR Director: Bob Hagan, (952) 828-6500

Series Record: Minnesota leads 15-7

Last Meeting: Dec. 15, 2002 - Minnesota 32, New Orleans 31, at the Louisiana Superdome

Notes: This will be the third-straight home game in the series for the New Orleans... The Saints' last victory in the series came on Oct. 7, 2001, a 28-15 win at the Superdome... This is the Saints' lone prime-time game of the regular season.

Oakland Raiders

Game No. 7: Sunday, Oct. 24, 3:15 p.m. on FOX at Network Associates Coliseum

Division: AFC West
Stadium: Network Associates Coliseum

Home Playing Surface: Natural Grass

2003 Season: 4-12, 3rd in AFC West

2003 Passing Leader: QB Rich Gannon, 125 of 225, 1,274 yards, 6 TDs, 4 INT

2003 Rushing Leader: RB Tyrone Wheatley, 159 att.-678 yards, 4 TDs

2003 Receiving Leader: WR Jerry Rice, 63 rec.-869 yards, 2 TDs

Owner: Al Davis

Head Coach: Norv Turner (49-51, .490; First season with Oakland)

PR Director: Mike Taylor, (510) 864-5000

Series Record: Oakland leads, 5-3-1

Last Meeting: Nov. 19, 2000 - Oakland 31, New Orleans 22, at the Louisiana Superdome

Notes: The Saints have not played at Oakland since a 13-10 victory over the Raiders on Nov. 9, 1997... This will be the club's third trip all-time to Network Associates Stadium... New Orleans has a bye week following the game at Oakland.



San Diego Chargers

Game No. 8: Sunday, Nov. 7, 3:05 p.m. on FOX at Qualcomm Stadium

Division: AFC West
Stadium: Qualcomm Stadium

Home Playing Surface: Natural Grass



2004 OPPONENTS

2003 Season: 4-12, 4th in AFC West
2003 Passing Leader: QB Drew Brees, 205 of 356, 2,108 yards, 11 TDs, 15 INT
2003 Rushing Leader: RB LaDainian Tomlinson, 313 att.-1,645 yards, 13 TDs
2003 Receiving Leader: RB LaDainian Tomlinson, 100 rec.-725 yards, 4 TDs
Owner: Alex G. Spanos
Head Coach: Marty Schottenheimer (165-113-1, .591; 12-20, .375 in two seasons with San Diego)
PR Director: Bill Johnston, (858) 874-4500
Series Record: San Diego leads, 6-2
Last Meeting: Sept. 10, 2000 - New Orleans 28, San Diego 27, at Qualcomm Stadium
Notes: This will be the second-straight road game for the Saints in the series...San Diego is the second of four-straight games for New Orleans against AFC West opponents.

Kansas City Chiefs

Game No. 9: Sunday, Nov. 14, Noon on CBS at the Louisiana Superdome
Division: AFC West
Stadium: Arrowhead Stadium
Home Playing Surface: Natural Grass
2003 Season: 13-3, 1st in AFC West
2003 Passing Leader: QB Trent Green, 330 of 523, 4,039 yards, 24 TDs, 12 INT
2003 Rushing Leader: RB Priest Holmes, 320 att.-1,420 yards, 27 TDs
2003 Receiving Leader: RB Priest Holmes, 74 rec.-690 yards, 0 TD
Owner: Lamar Hunt
Head Coach: Dick Vermeil (103-94, .523; 27-21, .563 in three seasons in Kansas City)
PR Director: Bob Moore, (816) 920-9300
Series Record: Kansas City leads 5-3
Last Meeting: Dec. 21, 1997 - Kansas City 25, New Orleans 13, at Arrowhead Stadium
Notes: This will be the Saints' first home game in the series since a 30-17 Kansas City victory on Sept. 4, 1994...New Orleans is 2-1 at Arrowhead Stadium, with the Saints' last victory coming in a 17-10 win on Sept. 8, 1991.



Denver Broncos

Game No. 10: Sunday, Nov. 21, Noon on CBS at the Louisiana Superdome
Division: AFC West
Stadium: Invesco Field at Mile High
Home Playing Surface: Natural Grass



2003 Season: 10-6, 2nd in AFC West
2003 Passing Leader: QB Jake Plummer, 189 of 302, 2,182 yards, 15 TDs, 7 INT
2003 Rushing Leader: RB Clinton Portis, 290 att.-1,591 yards, 14 TDs
2003 Receiving Leader: WR Rod Smith, 74 rec.-845 yards, 3 TDs
Owner: Pat Bowlen
Head Coach: Mike Shanahan (99-65, .604; 91-53, .632 in nine seasons with Denver)
PR Director: Jim Saccomano, (303) 649-9000
Series Record: Denver leads, 5-2
Last Meeting: Dec. 3, 2000 - Denver 38, New Orleans 23, at the Louisiana Superdome
Notes: The Broncos won the first four meetings between the two clubs, but the Saints have taken two of the last three...This will be Denver's third trip all-time to the Louisiana Superdome...The Saints' 42-0 win in New Orleans over the Broncos on Nov. 20, 1988 is the largest margin of victory in franchise history.

Atlanta Falcons

Game No. 11: Sunday, Nov. 28, 3:05 p.m. on FOX at the Georgia Dome
Game No. 15: Sunday, Dec. 26, Noon on FOX at the Louisiana Superdome
Division: NFC South
Stadium: Georgia Dome
Home Playing Surface: Fieldturf
2003 Season: 5-11, 4th in NFC South
2003 Passing Leader: QB Doug Johnson, 136 of 243, 1,655 yards, 8 TDs, 12 INT
2003 Rushing Leader: RB T.J. Duckett, 197 att.-779 yards, 11 TDs
2003 Receiving Leader: WR Peerless Price, 64 rec.-838 yards, 3 TDs
Owner: Arthur M. Blank
Head Coach: Jim Mora Jr. (First Season as head coach)
PR Director: Aaron Salkin, (770) 965-3115
Series Record: Atlanta leads, 39-30
Last Meeting: Nov. 16, 2003 - New Orleans 23, Atlanta 20 OT, at the Louisiana Superdome
Notes: New Orleans and Atlanta will meet for the 70th and 71st times this season...The Saints have played the Falcons more than any other team in the NFL...New Orleans has won five of the last eight, including sweeping the 2003 series...In the overtime victory last year at the Superdome vs. the Falcons, RB Deuce McAllister posted a club-record 237 yards from scrimmage, including 173 rushing.



2004 OPPONENTS

Carolina Panthers

Game No. 11: Sunday, Dec. 5, Noon on FOX at the Louisiana Superdome
Game No. 16: Sunday, Jan. 2, Noon on FOX at Bank of America Stadium
Division: NFC South
Stadium: Bank of America Stadium
Home Playing Surface: Natural Grass
2003 Season: 11-5, 1st in NFC South
2003 Passing Leader: QB Jake Delhomme, 266 of 449, 3,219 yards, 19 TDs, 16 INT
2003 Rushing Leader: RB Stephen Davis, 318 att.-1,444 yards, 8 TDs
2003 Receiving Leader: WR Steve Smith, 88 rec.-1,110 yards, 7 TDs
Owner: Jerry Richardson
Head Coach: John Fox (18-14, .563 in two seasons with Carolina)
PR Director: Charlie Dayton, (704) 358-7000
Series Record: Series tied, 9-9
Last Meeting: Oct. 26, 2003 - Carolina 23, New Orleans 20 OT, at the Louisiana Superdome
Notes: The Saints have won five of the last eight in the series, though Carolina swept the two meetings in 2003...The Panthers' 23-20 overtime victory on Oct. 26, 2003 at the Superdome was the first home game for New Orleans to go into the extra period since a 20-17 win over Seattle on Nov. 16, 1997.



Dallas Cowboys

Game No. 12: Sunday, Dec. 12, Noon on FOX at Texas Stadium
Division: NFC East
Stadium: Texas Stadium
Home Playing Surface: Real Grass (synthetic surface)
2003 Season (finish): 10-6, 2nd in NFC East
2003 Passing Leader: QB Quincy Carter, 292 of 505, 3,302 yards, 17 TDs, 21 INT
2003 Rushing Leader: RB Troy Hambrick, 275 att.-972 yards, 5 TDs
2003 Receiving Leader: WR Richie Anderson, 69 rec.-493 yards, 4 TDs
Owner: Jerry Jones
Head Coach: Bill Parcells (159-112-1, .585; 10-6, .625 in first season with Dallas)
PR Director: Rich Dalrymple, (972) 556-9900
Series Record: Dallas leads, 14-6
Last Meeting: Dec. 28, 2003 - New Orleans 13, Dallas 7, at the Louisiana Superdome
Notes: New Orleans has won the last three meetings in the series including last year's victory in the finale at the Superdome...This will be the Saints' first trip to Dallas since a 24-13 defeat on Dec. 8, 1991...The Saints have won five of the last six over Dallas in the Superdome.



Q — What are the categories of free agency?

A — Players are either "restricted" or "unrestricted" free agents. Within those categories are also "transition" and "franchise" players.

Q — What is the difference between a restricted free agent and an unrestricted free agent?

A — Players become restricted free agents when they complete three accrued seasons and their contract expires. Unrestricted free agents have completed four or more accrued seasons with an expired contract.

Q — What constitutes an "accrued season?"

A — Six or more regular-season games on a club's active/inactive, reserved-injured or "physically unable to perform" lists.

Q — Other than accrued seasons, what determines a restricted free agent?

A — He has received a "qualifying" offer (a salary level predetermined by the Collective Bargaining Agreement between the league and its players) from his old club. He can negotiate with any club through April 15. If the restricted free agent accepts an offer sheet from a new club, his old club can match the offer and retain him because it has the "right of first refusal." If the old club does not match the offer, it can possibly receive draft-choice compensation depending on the amount of its qualifying offer. If an offer sheet is not executed, the player's rights revert to his old club on April 16.

Q — What determines an unrestricted free agent?

A — A player with four or more accrued seasons whose contract has expired. He is free to sign with any club, with no compensation owed to his old club, through July 22 (or the first scheduled day of the first NFL training camp, whichever is later). On July 23, his rights revert to his old club if it made a "tender" offer (110 percent of last year's salary) to him by June 1. His old club then has until the 10th week of the season (November 12) to sign him. If he does not sign by November 12, he must sit out the season. If no tender is offered by June 1, the player can be signed by any club at any time throughout the season.

Q — What determines a transition player?

A — His club must offer a minimum of the average of the top 10 salaries of last season at the player's position or 120 percent of the player's previous year's salary, whichever is greater. A transition player designation gives the

club a first-refusal right to match within seven days an offer sheet given to the player by another club after his contract expires. If the club matches, it retains the player. If it does not match, it receives no compensation.

Q — What determines a franchise player?

A — A club can designate one franchise player in any given year. The salary level offer by a player's old club determines what type of franchise player he is. An "exclusive" franchise player -- not free to sign with another club -- is offered a minimum of the average of the top five salaries at the player's position as of April 15, or 120 percent of the player's previous year's salary, whichever is greater. If the player is offered a minimum of the average of the top five salaries of last season at his position, he becomes a "non-exclusive" franchise player and can negotiate with other clubs. His old club can match a new club's offer, or receive two first-round draft choices if it decides not to match.

Q — Can a club decide to withdraw its franchise or transition designations on a player? If so, can it then use them on other players?

A — A club can withdraw its franchise or transition designations and the player then automatically becomes an unrestricted free agent either immediately or when his contract expires. The club cannot name a new transition player (two were allowed in 1993, one in 1994 and one in the final year of the CBA). It can name a new franchise player the next year. A club can, though, designate a transition player in lieu of a franchise player at any time.

Q — What determines each team's salary cap? Is it always in effect?

A — The salary cap is the absolute maximum each club may spend on player salaries in a capped year. The cap is in effect 365 days a year. From March 1 to the day before the season begins, a club's top 51 salaried players count towards the cap, plus pro-rated signing bonuses, incentives, etc., but not base salaries of other players on the roster up to 80. Thereafter, all salaries on a club's roster count towards the cap.

2004

- July 22** Signing period ends at 3 p.m. CT, for Unrestricted Free Agents to whom a June 1 tender was made by Old Club, and for Transition Players. After this date and through Nov. 16 (3 p.m., CT), Old Club has exclusive negotiating rights to these players.
- July 29** Saints Training Camp starts, Metairie, La.
- Aug. 7** Black & Gold Scrimmage at Hammond, La.
- Aug. 9** Hall of Fame Game, Canton, Ohio: Denver vs. Washington.
- Aug. 10** If a Drafted Rookie has not signed with his club by this date, he may not be traded to any other club in 2004. This date is also the deadline for players under contract to report to earn a season of free agency credit.
- Aug. 13** Saints open preseason vs. New York Jets at the Louisiana Superdome, 7 p.m. CT (WUPL).
- Aug. 21** Saints at Green Bay Packers, Lambeau Field, 7 p.m. (WUPL).
- Aug. 24** Break Training Camp.
- Aug. 27** Saints at Chicago Bears, Soldier Field, 7:30 p.m. (WUPL).
- Aug. 31** Roster cut-down to maximum of 65 players on Active List by 3 p.m. CT.
- Sept. 3** Saints vs. Miami Dolphins at the Louisiana Superdome, 7 p.m. (WUPL).
- Sept. 5** Simultaneously with the cut-down to maximum of 53 players, clubs that have players in the categories of Active/Physically Unable to Perform or Active/Non-Football Injury or Illness must take one of the following options: place player on Reserve/Physically Unable to Perform or Reserve/Non-Football Injury or Illness, whichever is applicable; ask waivers; terminate; trade; or continue to count him on Active List. NFL Europe League exemptions also expire.
- Sept. 6** Claims on players placed on waivers at the final roster reduction will expire at 11 a.m. CT. After that, clubs may establish a Practice Squad of eight players by signing free agents who do not have an accrued season of free agency credit or who were on the 45-player Active List for less than nine regular season games during their only Accrued Season(s). A player cannot participate on the Practice Squad for more than two seasons.
- Sept. 9-13** Kickoff Weekend, as the NFL's 85th Regular Season opens. On Sunday, Sept. 12, the Saints open their 38th NFL season vs. Seattle Seahawks at the Louisiana Superdome; Noon CT (FOX).
- Sept. 19** Saints vs. San Francisco 49ers at the Louisiana Superdome, Noon CT (FOX).
- Sept. 26** Saints at St. Louis Rams, Edward Jones Stadium, Noon CT (FOX).
- Oct. 3** Saints at Arizona Cardinals, Sun Devil Stadium, 3:05 p.m. (FOX).
- Oct. 10** Saints vs. Tampa Bay Buccaneers at the Louisiana Superdome, Noon CT (FOX).
- Oct. 17** Saints vs. Minnesota Vikings at the Louisiana Superdome, 7:30 p.m. (ESPN).
- Oct. 19** Beginning the day after the conclusion of the sixth regular season weekend and continuing through the day after the conclusion of the ninth regular season weekend, clubs are permitted to begin practicing players on Reserve/Physically Unable to Perform and Reserve/Non-Football Injury or Illness for a period not to exceed 21 days. Players may be activated during the 21-day period or until 3 p.m. CT, on the day after the conclusion of the 21-day period.
- Oct. 24** Saints at Oakland Raiders, Network Associates Coliseum, 3:15 p.m. CT (FOX).
- Oct. 31** Saints Bye.
- Nov. 7** Saints at San Diego Chargers, Qualcomm Stadium, 3:05 p.m. CT (FOX).
- Nov. 14** Saints vs. Kansas City Chiefs at the Louisiana Superdome, Noon CT (CBS).
- Nov. 16** Deadline for clubs to sign by 3 p.m. CT, their unsigned players, including Franchise Players, Transition Players, Unrestricted Free Agents, Restricted Free Agents and drafted players, who were eligible to receive Offer Sheets until this date. If still unsigned after this date, such players are prohibited from playing in NFL in 2004.
- Nov. 21** Saints vs. Denver Broncos at the Louisiana Superdome, Noon CT (CBS).
- Nov. 28** Saints at Atlanta Falcons, Georgia Dome, 3:05 p.m. CT (FOX).
- Dec. 5** Saints vs. Carolina Panthers at the Louisiana Superdome, Noon CT (FOX).
- Dec. 12** Saints at Dallas Cowboys, Texas Stadium, Noon CT (FOX).
- Dec. 19** Saints at Tampa Bay Buccaneers, Raymond James Stadium, 3:05 p.m. CT (FOX).
- Dec. 26** Saints vs. Atlanta Falcons at the Louisiana Superdome, Noon CT (FOX).

2005

- Jan. 2** Saints at Carolina Panthers, Bank of America Stadium, Noon CT (FOX).
- Jan. 3** Clubs may begin signing free agent players for the 2005 season.
- Jan. 8-9** Wild Card Playoff Games.
- Jan. 15-16** Divisional Playoff Games.
- Jan. 23** AFC and NFC Championship Games.
- Feb. 6** Super Bowl XXXIX, Jacksonville, Fla.
- Feb. 13** AFC-NFC Pro Bowl, Honolulu, Hawaii.

BENNETT'S CAMERA



3230 Severn Ave Metairie LA 70002

(504)885-9050

www.bennettscamera.com



Since 1909...
Everything Photographic

- Prints from wallet size to 40"x60"
- Photo Restoration
- Frames & Albums
- Binoculars
- Digital Cameras
- Digital Printers and Media



Digital Prints



39¢ Each
4x6



OLYMPUS

Canon



"CASUAL DINING AT ITS FINEST"



JOE IMPASTATO

"Saints Pasta Coach"

Serving the finest in authentic Italian foods, Impastato's Restaurant has been a favorite of the Saints for years. Sicilian-born owner/chef Joe Impastato, along with his wife, Mica, and the family promise you a memorable culinary experience.

Everything is prepared to order, resulting in a personalized meal that suits your individual tastes. This, together with the trained staff of waiters, combines to make Impastato's a truly unique restaurant experience.

So dine where the Saints dine...

IMPASTATO'S

NORTHERN • ITALIAN • CUISINE

OPEN FOR DINNER © TUESDAY-SATURDAY
OPEN SUNDAY AFTER ALL SAINTS HOME GAMES
3400 16TH STREET © METAIRIE
(504) 455-1545

