


NEW ORLEANS SAINTS MEDIA GUIDE



2008

IT'S A WHOLE NEW SEASON



**GET CONNECTED TO THE SAINTS
LIKE YOU'VE ALWAYS WANTED**

- ~The latest news and notes from the Saints
- ~SaintsTV video news and special features
- ~Comprehensive training camp coverage
- ~Team rosters and depth chart updated daily
- ~In-depth Saints historical sections
- ~Learn more about the amazing Saintsations!



SAINTS

WWW.NEWORLEANS SAINTS.COM

2008 SAINTS SCHEDULE

PRESEASON

8/07	@	Arizona CARDINALS		7:00 PM	ESPN
8/16		Houston TEXANS		7:00 PM	-
8/23	@	Cincinnati BENGALS		6:35 PM	-
8/28		Miami DOLPHINS		7:00 PM	-

REGULAR SEASON

9/07		TampaBay BUCCANEERS		12:00 PM	FOX
9/14	@	Washington REDSKINS		12:00 PM	FOX
9/21	@	Denver BRONCOS		3:05 PM	FOX
9/28		SanFrancisco 49ers		12:00 PM	FOX
10/6		Minnesota VIKINGS		7:30 PM	ESPN
10/12		Oakland RAIDERS		12:00 PM	CBS
10/19	@	Carolina PANTHERS		12:00 PM	FOX
10/26		SanDiego CHARGERS		12:00 PM	CBS

BYE

11/09	@	Atlanta FALCONS		12:00 PM	FOX
11/16	@	KansasCity CHIEFS		12:00 PM	FOX
11/24		GreenBay PACKERS		7:30 PM	ESPN
11/30	@	TampaBay BUCCANEERS		12:00 PM	FOX
12/07		Atlanta FALCONS		12:00 PM	FOX
12/11	@	Chicago BEARS		7:15 PM	NFL Net
12/21	@	Detroit LIONS		12:00 PM	FOX
12/28		Carolina PANTHERS		12:00 PM	FOX

ALL TIMES CENTRAL

TABLE OF CONTENTS

OWNERSHIP 7-14	Last Time 336
	Individual Playoff Records 336-337
	Team Playoff Records 338
FOOTBALL 15-282	HISTORY 339-446
General Manager 17	Year-By-Year 341
Coaching Staff 18-42	Saints Timeline 342-352
Players 45-194	Uniform History 353
Rookies 195-203	Season Results 354-364
Free Agent/Undrafted 204-209	Series Records 365-369
Alphabetical Roster 210-211	Attendance Figures 370
Numerical Roster 212-213	Preseason Results 371-374
How The Saints Were Built 214	Preseason Records 375
NFL Season In Review 215	Year-By-Year Statistics 376-416
Final Statistics 216-217	Playoff Game Summaries 417-420
Honors 218	All-Time Roster 421-427
Final Defensive Statistics 219	All-Time Numerical Roster 429-433
Game-By-Game Saints 220	NFL Honors 434-438
Game-By-Game Opponents 221	NFL Draft History 439-444
Participation Report 222	Saints In Prime Time 445
Game-By-Game Starters 223	Extra Points 446
Team Superlatives 224	
Individual Superlatives 225	SPECIFICS 447-463
Individual Statistics 228-235	2008 NFL Schedule 449-452
Turnover Table 236	NFL Important Dates (2008-09) 453
Transactions Log 237-239	Playoff Tie-Breakers 454
Game-By-Game Review 240-271	Saints Facility 455
Football Operations 272-288	Ticket Information 456-457
	Superdome Information 458
	2008 Opponents 459-463
ADMINISTRATION . 289-300	
RECORDS 301-340	
Career Leaders 303-305	
Yearly Leaders 306-313	
Individual Records 314-322	
Team Records 323-328	
Two-Team Records 329	
Consecutive Records 330	
Big Games 331-334	

2008 New Orleans Saints Media Guide

The New Orleans Saints 2008 Media Guide was compiled by Greg Bensel, Ricky Zeller, Justin Macione and Dave Lawrence and is meant to serve as an information source for the media. Information contained herein was compiled by current and previous Saints media relations staffs.

Production, Design & Layout: Ricky Zeller & Highwire Advertising | Design. **Editorial & Statistics:** Dave Lawrence. **Photography:** Michael C. Hebert. **Printing:** Garrity Print Solutions, New Orleans, La. Research assistance provided by Santo Lombardina from the Elias Sports Bureau, and Stats, Inc. All information current as of June 26, 2008.

© Copyright, 2008. New Orleans Saints.



STAFF DIRECTORY

EXECUTIVE

Tom Benson *Owner/President*
Rita Benson LeBlanc *Owner/Executive Vice President*
Jennie Guarisco *Executive Assistant to the Owner*
Sonny Lee *Chief Assistant to the Owner*
Melissa Manwaring *Administrative Asst. to the Owner*

FOOTBALL OPERATIONS

Mickey Loomis *Executive Vice President/General Manager*
Khal Harley *Director of Football Administration*
James Nagaoka *Director of Operations*
Geoff Santini *Director of Security*
Debbie Gallagher *Executive Asst. to EVP/General Manager*

Player Personnel

Ryan Pace *Pro Scouting Director*
Rick Reiprish *Director of College Scouting*
Terry Fontenot *Pro Scout*
Ryan Powell *Pro Scout*
David Hinson *Area Scout*
Dwaune Jones *Area Scout*
Josh Lucas *Area Scout*
Jim Monos *Area Scout*
Terry Wooden *Area Scout*
Mike Siani *Combine Scout*
Jason Mitchell *College Scouting Coordinator*
Danny Callahan *IT/Applications Development Manager*
Mike Henshaw *Scouting Assistant*
Joseph Laine *Player Personnel Assistant*

Coaching

Sean Payton *Head Coach*
Gary Gibbs *Defensive Coordinator*
Doug Marrone *Offensive Coordinator/Offensive Line*
Joe Vitt *Assistant Head Coach/Linebackers*
Greg McMahon *Special Teams Coordinator*
Dennis Allen *Secondary*
Adam Bailey *Assistant Strength & Conditioning*
Pete Carmichael, Jr. *Quarterbacks/Passing Game*
Dan Darymple *Head Strength & Conditioning*
Curtis Johnson *Wide Receivers*
Travis Jones *Assistant Defensive Line*
Aaron Kromer *Running Backs*
Joe Lombardi *Offensive Assistant*
Mike Mallory *Assistant Special Teams*
Terry Malone *Tight Ends*
Tony Oden *Assistant Secondary*
Ed Orgeron *Defensive Line*
Joe Alley *Coaching Assistant*
Mike Cerullo *Coaching Assistant*
Phill Penn *Strength & Conditioning Assistant*
Carter Sheridan *Coaching Assistant*
Adam Zimmer *Coaching Assistant*
Sandra Egan *Administrative Assistant to the Head Coach*

Equipment

Dan Simmons *Head Equipment Manager*
John Baumgartner *Assistant Equipment Manager*
Silky Powell *Assistant Equipment Manager*
Shaun Alfred *Equipment Assistant*
Corey Gaudet *Equipment Assistant*

Communications

Greg Bensel *Vice President of Communications*
Ricky Zeller *Director of Communications*
Justin Macione *Communications Manager*
Dave Lawrence *Communications Assistant*

New Media

Doug Miller *Senior Director of New Media*

Player Development

Fred McAfee *Director of Player Development*

Athletic Training

Scottie Patton *Head Athletic Trainer*
Duane Brooks *Assistant Athletic Trainer*
Kevin Mangum *Assistant Athletic Trainer*
Eric Richardson *Assistant Athletic Trainer*

Medical Staff

Dr. John Amoss *Team Physician*
Dr. Tim Finney *Team Orthopedist*
Dr. Deryk Jones *Team Chiropract*

Video

Dave Desposito *Video Director*
Jeff Jacobs *Assistant Video Director*
Nate Feder *Video Assistant*
Marcus Ungaro *Video Assistant*

ADMINISTRATION & MARKETING

Rita Benson LeBlanc *Owner/Executive Vice President*
Vicky Neumeyster *Vice President/General Counsel*
Marcus Boyle *Dir. of Special Events & Business Initiatives*

Marketing & Business Development

Ben Hales *VP of Marketing & Business Development*
Jean-Paul Dardenne *Director of Corporate Partnerships*
Cindy Hart *Dir. of Suite Sales, Services & Special Events*
Ian Tigchelaar *Director of Business/Marketing Operations*
Heather Metzinger *Director of Entertainment*
Keira Durette *Corporate Partnership Service Manager*
Whitney-Lehr Ray *Corporate Partnership Service Assistant*
Chris Cordaro *Corporate Sales Account Executive*
Derek Henderson *Corporate Sales Account Executive*
R.J. Mata *Corporate Sales Account Executive*
Josh Harris *Operations Assistant*

Ticket & Suite Sales

Mike Stanfield Jr. *Vice President of Ticket & Suite Sales*
Allison Sharfman *Manager of Suite Services*
Albertha Armstrong *Customer Service Representative*
Joe Chavis *Customer Service Representative*
Angel Suhor *Customer Service Representative*
Derrick James *Ticket Finance Coordinator*
Travis Burkett *Ticket Sales Manager*
Justin Coppola *Ticket Sales Account Executive*
Thomas Han *Ticket Sales Account Executive*
Robey Logan *Ticket Sales Account Executive*
Marc Mouton *Ticket Sales Account Executive*
Paul Zimmer *Ticket Sales Account Executive*
Charlene Brown *Receptionist*
Stacey Hess *Receptionist*

Youth Programs

Jason Troclair *Director of Youth Programs*
Rustin Legendre *Youth Programs Assistant*
James Sharfman *Youth Programs Assistant*

Community Affairs

Nick Karl *Director of Community Affairs*
Elicia Broussard *Assistant Director of Community Affairs*

FINANCE & ACCOUNTING

Dennis Lauscha *Sr. Vice President/Chief Financial Officer*
Jeanne Brown *Executive Asst. to the Senior Vice President*
Charleen Sharpe *Comptroller*
Linda Bourgeois *Staff Accountant*
Margaret Lewis *Staff Accountant/Assistant Comptroller*
Tyler Cocek *Accounting Intern*
John Berfect *Mail Clerk*

Human Resources

Laura Russett *Human Resources Coordinator*

Information Technologies

Jeff Huffman *IT Network Manager*
Jody Barbier *IS/Applications Support Manager*
Chad Vincent *New Media Developer*

Facilities

Terry Ashburn *Facilities Manager*
Lester Vallet Jr. *Assistant Facilities Manager*
Wade Vicknair *Grounds Superintendent*
Corey Rogers *Facilities Assistant*

Photographer

Michael C. Hebert *Director of Photography*




New Orleans Saints

5800 AIRLINE DRIVE | METAIRIE, LA 70003

MAIN OFFICE (504) 733-0255 | TICKET OFFICE (504) 731-1700





Tom
BENSON
 OWNER/PRESIDENT

His professional goals are simple and straightforward – focus all of his efforts and resources on bringing a championship to New Orleans – and also support the region through civic and charitable contributions as well investing in the local economy. As Owner of the New Orleans Saints, Tom Benson has made those objectives not only

his aim on a daily basis, but the core values of the entire organization.

Success has followed, both on and off the field. When Benson purchased the club in 1985, the Saints entered the most dynamic and memorable period in franchise history. Prior to his arrival, the club's fans had never enjoyed a winning record, celebrated division titles or experienced the thrills of playoff victories. Two years into Benson's tenure as Owner, the Saints hosted their first playoff contest. After multiple winning seasons and playoff berths since, in 2006 the club advanced to the NFC Championship Game.

His resolve and dedication to his hometown have been among Benson's defining traits – and most rewarding endeavors. Since 2005, he has positioned the Saints as a leader in the recovery of a region that was ravaged by Hurricane Katrina, the worst natural disaster in our nation's history. The club was among the first major businesses to return to New Orleans, and in 2006 became an inspiration for a region on the mend with a memorable season. The efforts of the organization have continued to lift the community, with the team serving as an economic engine, a pacesetter in philanthropic contributions and as a rallying point.

Under Benson's guidance, the Saints have been a focal point for healing and restoration. He pledged the club's commitment to the region was firm and lasting, with his focus on building a stronger, better and more unified city. It's a direction that continues to evolve and expand. Benson's vision of what an NFL club should be off the field – proactive, with a positive impact on the prosperity of the community and the charities that support the less fortunate – has been the determining factor of the Saints' approach and set a positive example for young and old fans alike.

Annually, the team puts \$5 million in charitable contributions, goods and services back into the Gulf South and Greater New Orleans. Recently the Saints donated \$50,000 to complete the rebuilding of four homes in a New Orleans neighborhood, then sent four busloads of players, coaches and staff to the worksite to provide the labor.



TOMBENSON

MILESTONES

1985 Ownership of club officially transferred to Tom Benson on May 31 and he becomes managing general partner of the Saints. With training camp almost a month away, Benson maintained the team management group that he inherited.

1986 The Benson influence really begins, as the Owner puts his management team in charge of the franchise. His first hire: Jim Finks as president/general manager on Jan. 14. Jim Mora is named the club's 10th head coach two weeks later.

1987 The Saints post a franchise-best 12-3 record – including victories in the final nine contests – and make the playoffs for the first time.

1988 The Saints finish 10-6, posting consecutive winning seasons for the first time.

1989 Benson appointed Chairman of the league's most influential group, the NFL Finance Committee, a position he kept before stepping down in the mid-1990s.

1991 New Orleans clinched its first-ever division championship at 11-5 as the Superdome hosts its first playoff game.

1992 Saints post a 12-4 record and host a playoff game for the second-straight year. Benson assumes sole ownership of the club.

1996 Marking a first for the organization, the coaches, players and staff are housed under one roof with the opening of the team's state-of-the-art facility.

1999 Benson promises the club's fans he will "take whatever steps necessary at the end of the season to make the New Orleans Saints a winning franchise."

2000 New Orleans wins the NFC West with a 10-6 record. The Saints win their first playoff game, a 31-28 thriller over St. Louis in the Superdome.

2001 New Orleans hosts fourth Super Bowl during Benson's tenure as Owner.


2003 Benson again appointed Chairman of the Finance Committee; Construction of new indoor practice facility and other improvements are finished before camp.

2004 The Saints notched the 150th win since Benson assumed ownership with a 28-25 overtime victory at St. Louis.

2005 After Hurricane Katrina ravaged the Gulf South on the verge of the NFL's opening weekend, Benson was forced to move the club's entire operation. Under his leadership, the Saints were able to continue the season, including holding four games in Baton Rouge. The club also established the Hurricane Katrina Relief Fund, raising over \$1 million.

2006 The team returns to Louisiana, with Benson positioning the club as an emblem of the state's resolve and determination in rebuilding. The Saints win the NFC South title at 10-6 and advanced to the NFC Championship for the first time in franchise history.

2007 Saints reach 350th regular-season game under Benson's ownership tenure, a 31-24 victory of Arizona in the Superdome.



And Benson not only has reached out by supporting charities, but also by recognizing the future of the area's economy depends on keeping major businesses and employers in the Gulf South locally-owned. His philosophy is to rebuild the economy by developing the infrastructure of the region from the inside, and Benson recently made another large investment in the city's future and has encouraged a number of other businesses both within and outside the state to follow his example.

Early in 2008, he purchased WVUE, making FOX-8 the only network-affiliated television station in the New Orleans market that is wholly locally-owned. After researching the trends of the media industry, Benson discovered television stations have increasingly become parts of national media companies, and his focus remains on keeping Louisiana businesses owned by those with ties to the state.

In 2004, he brought the Arena Football League to the region with the New Orleans VooDoo, and the team returned to the field in 2007. The ArenaBowl has been held in New Orleans for the last two years, also bringing a dramatic economic impact to the city.

Since 2006 – when New Orleans went 10-6 and captured the nation's imagination by winning the NFC South title and advancing further into the postseason than ever before – the Saints have been symbolic of the region's resolve and grit, though Benson as usual chooses to work quietly in the background.

His tenure as owner has been defined by honesty, dedication, loyalty and commitment to the city, region, Saints and the NFL. When Benson initially became interested in purchasing the club, he was motivated by reports that out-of-town investors were planning to move the club from New Orleans. He was certainly a fan of the game and the Saints, but the sport had yet to become one of Benson's passions.

As one of the area's top businessmen, Benson recognized the importance of the team to the region, and he immediately spearheaded the effort to keep the Saints. But unlike others at the time, it wasn't just an emotional plea. He pooled all of his resources, purchased the club in 1985 and preserved the Saints for the team's legion of fans across the area. And the once-rampant speculation that the club was moving immediately ceased.

While Benson's initial motivation for purchasing the team was to ensure it did not leave New Orleans, all of the Saints' best seasons have come since his arrival, and Benson's goal remains for the club to rank among the most-admired franchises in all of sports. He has worked tirelessly toward that mission since becoming owner in 1985.

So perhaps the Saints' successes in the years since were to be expected. Football was a new business for Benson when he arrived on the scene, but he was a quick learner and followed his lifelong professional philosophy of finding the right people and giving them the freedom to handle their responsibilities.

OWNERSHIP

A year after he was able to put his management group in place, New Orleans stormed to a 12-3 record in 1987 and the city hosted its first playoff contest. In 1990, the Saints captured a playoff berth, and the following year the club earned its first division title. In 1992, New Orleans would go 12-4 and marched into the postseason again. And in 2000, the Saints won the NFC West and the club's first playoff contest.

Benson also emerged as one of the most trusted and valued figures in the league. He has played a key role in many capacities, including three stints as Chairman of the Finance Committee, one of the league's most difficult, time-consuming and influential positions. The assignment is evidence of the respect and esteem in which he is held by successive NFL commissioners and his fellow NFL owners.

While his work within the organization and the Saints' turnaround is well documented, his efforts have also paid dividends for the city and the surrounding area. During his tenure as owner, the city has hosted four Super Bowls. Each time New Orleans has been chosen to host the NFL's biggest game, Benson has been the driving force in the campaign to secure the contest. And each Super Bowl has been an economic windfall that totals over \$300 million, not to mention the exposure and charitable contributions that the league makes during Super Bowl week.

Community involvement has been the hallmark of the Benson era since he became the owner of the team, and because of those efforts the World Sports Humanitarian Hall of Fame has twice recognized the club as one of the five most charitable professional organizations. Recently, Benson was selected by the Volunteers of America as the winner of its annual Good Samaritan Award in Philanthropy in recognition of his work in the wake of Hurricane Katrina.

Mr. and Mrs. Benson unveiled plans to fund the building of a football stadium that will be located on the University of Incarnate Word Campus, which will be known as the Gayle and Tom Benson Field. His wife, the former Gayle Marie LaJaunie and a fellow native of New Orleans, is also involved in several charitable endeavors, including supporting local and regional causes.

In 1945, Mr. Benson served in the Navy aboard the U.S.S. South Dakota and has remained particularly close to this branch of the armed forces. He is the only enlisted man to serve on the Board of Trustees of the Pensacola Naval Museum and has been honored with an award from the crew of the submarine U.S.S. Louisiana. In 2007, Benson was honored by the U.S. Navy Memorial with the Lone Sailor Award, presented to those who exemplify the core values of honor, courage and commitment.

A leading advocate for the National World War II Memorial in Washington D.C., Benson was also a major contributor and past director of The National D-Day Museum in New Orleans, with his pledges helping fund the Pacific Exhibit Grand Opening and the Midway Theater.

OWNERSHIP

BOARD OF DIRECTORS



**TOM
BENSON**



**RITA
BENSON
LEBLANC**



**MICKEY
LOOMIS**



**DENNIS
LAUSCHA**



**TOM
RODDY**



**STANLEY
ROSENBERG**



**RYAN
LEBLANC**

TOM RODDY

Born in Houma, La., Roddy has a long association with Mr. Benson in both the banking and automotive businesses. He has overseen the day-to-day operations of Benson Management Company as well as Benson Financial Corp. Roddy has also been a member of the Owner's search teams for key hires by the club in the past.

STANLEY ROSENBERG

One of Tom Benson's most trusted advisers, Rosenberg has been an associate of the Owner's for over 40 years. In addition to his role as Mr. Benson's attorney, Rosenberg has assisted in representing the club in negotiations with the state and has offered experienced counsel in the selection of the Saints' key hires since 1985.

RYAN LeBLANC

LeBlanc, Mr. Benson's grandson, oversees the daily operation of the sprawling, 2,500-acre Benson Farm and Ranch – known nationwide as a premier hunting destination – in Johnson City, Texas. The ranch features a herd of over 200 Black Angus cattle, 500 Texas White Tail Deer, exotic animals from all over the world and has purchased, bred and raced over 100 thoroughbred horses.

EXECUTIVE STAFF



**JENNIE
GUARISCO**
Executive
Assistant to
the Owner



**MELISSA
MANWARING**
Administrative
Assistant to
the Owner



**SONNY
LEE**
Chief Assistant
to the Owner



Rita Benson
LEBLANC
 OWNER/EXECUTIVE
 VICE PRESIDENT

Owner/Executive Vice President Rita Benson LeBlanc oversees the business and administrative operations of the New Orleans Saints, including sales, marketing, community and youth programs, game entertainment, and stadium operations. For years LeBlanc has worked in various

areas within the Saints organization as well as the National Football League. She has been, and continues to be, an instrumental leader in the direction of the Saints administration.

Her leadership became most evident during and after both Hurricanes Katrina and Rita in 2005 where, under the leadership of Saints owner Tom Benson, she played a critical role in securing the return of the Saints to New Orleans. Since the team's return, LeBlanc has focused her efforts on fulfilling Tom Benson's pledge to Saints fans throughout the Gulf South "to build a winning team, on and off the field, and be leaders in the rebuilding of the Gulf South."

In her role as Owner/Executive Vice President, LeBlanc represents the club at NFL Ownership Meetings, chairing the NFL Employee Benefits Committee and serving on the NFL International Committee which has brought the NFL International Series Games to London, including the New Orleans Saints versus the San Diego Chargers on October 26, 2008. As a member of the committee, she is committed to expanding the popularity and reach of the NFL around the globe. LeBlanc has also represented the NFL and the Saints at World Bowl Championship contests. Stimulating economic development in the Gulf South region on an international level will be one of the primary objectives leading up to the Saints-Chargers contest. In addition to this, LeBlanc is committed to bringing additional international events to the city of New Orleans in an effort to increase the city's global exposure.

LeBlanc played an integral part in hosting the first U.S. Women's Soccer National Team match in the state of Louisiana versus the Brazilian Women's National team on July 13, 2003. This game was also the first full international soccer match in the state, and was televised live by ESPN both domestically and internationally. Previously she aided the preparation and execution of a trade mission to Honduras to explore the potential of an international market for professional football. As a direct result, the Saints signed a partnership agreement with Olimpia Deportivo, Honduras' largest sports club. This partnership included bilateral exchange programs, marketing visits, and training seminars. This trade mission also resulted in the playing of a soccer match in New Orleans between the Dallas Burn of the MLS and a Honduran club.

Her close working relationship with the League office has proved to be beneficial in securing League grants and programs that benefit Gulf South youth and charitable initiatives. From 2006-2007, the Saints distributed over 1.5 million dollars to high school and youth football organizations to help in their post Katrina rebuilding process.

Through her leadership, the Saints maintain an active presence throughout the Gulf South region by developing and implementing programs that not only allow children to experience the excitement of Saints football but also teach important life skills. Over 50,000 young people are reached every year through the Saints Youth Program endeavors while almost 700 youth football instructors receive training or serve as liaisons in the Saints outreach to their respective areas. For her dedication and efforts in youth football development, LeBlanc was awarded the 2008 "Star Performance Award" by the Professional Football Strength and Conditioning Coaches Society. Continuing to help foster the growth of the sport among the region's youth through education, LeBlanc was honored with the 2008 Pop Warner Female Achievement Award by the Pop Warner Little Scholars organization.

LeBlanc was recognized for her work on behalf of the team and community by being named one of the forty most influential sports executives under the age of forty by Street and Smith's Sports Business Journal in both 2007 and 2008. She was also recognized by Louisiana Lt. Governor Mitch Landrieu with the inaugural "Changing Louisiana Award" for her volunteerism and social entrepreneurship on behalf of the state. In June, LeBlanc was honored in New York as one of three selections by vote for WISE's (Women in Sports and Events) "Women of the Year" for 2008.

LeBlanc, along with Saints owner Tom Benson, has made the team's role in the rebuilding and growth of New Orleans and the Gulf South a priority. In addition to leading the team's expansive community, youth and charitable efforts, LeBlanc serves on the New Orleans Business Council, the United Way Board of Trustees, the Board of Trustees of Loyola University, the Shirley Landry Benson PACE Center at St. Cecilia, and the Oblate Missionary Partnership. She is also involved with significant efforts to support coastal preservation and flood protection, working with Women of the Storm and The Coast Guardians to raise public awareness of these critical environmental conservation issues. These efforts have included lobbying members of Congress in Washington, DC, creating public service announcements and recruiting players and their families to lend their support to the mission.

In addition to her position with the Saints, LeBlanc serves as Owner/Executive Vice President of the New Orleans VooDoo of the Arena Football League and has played a key role in the development of the team since the franchise was awarded in 2002. In 2004, LeBlanc was named AFL Executive of the Year and she currently serves on the Executive Committee and is Vice-Chair of the Properties Committee. Under her leadership, the VooDoo set a league record for season ticket sales in 2007 and led the AFL in attendance. With AFL board support, she

OWNERSHIP

and Tom Benson helped to secure ArenaBowl XXI for New Orleans, the first professional sports league championship game held in the city since Hurricane Katrina. Based upon the success of that event, and their continued efforts, ArenaBowl XXII was also awarded to the city of New Orleans and was played on July 27, 2008.

LeBlanc is a graduate of Texas A&M University with a B.S. in Agribusiness, and a certificate in International Business from the Mays School of Business. She was a member of the inaugural class of the NFL Managers Program at Stanford University's Executive Education Graduate School of Business. Her previous sports experience includes roles with the NFL in New York, the NFL Properties Publishing Group in Los Angeles and NFL Films in Mount Laurel, N.J.





Mickey LOOMIS

EXECUTIVE VICE PRESIDENT/
GENERAL MANAGER

Executive Vice President/General Manager Mickey Loomis – responsible for the club’s entire football operations, a veteran of over 25 years in the NFL and

honored with the highest awards in the profession during his tenure – enters his seventh season in his current position and ninth with the Saints.

Loomis was promoted to General Manager in 2002 and earned the additional title of Executive Vice President later that year. Taking an understated approach, his responsibilities and authority have increased during his years with the Saints, although Loomis has been part of the club’s highest management circle since his arrival in New Orleans.

The departments under his direction include all functions that surround the football operations of the organization – coaching, player personnel and scouting, salary cap management, contract negotiations, athletic training, communications, equipment and video.

Loomis was selected as the 2006 NFL Executive of the Year by *Pro Football Weekly*/Pro Football Writers of America and was also honored as the George Young NFL Executive of the Year by *The Sporting News*, voted on annually by league front-office executives and owners.

In 2006, Loomis was a key figure in the hiring of coach Sean Payton – by the end of the season a unanimous choice for NFL Coach of the Year – as well as in signing QB Drew Brees, acquiring a handful of other productive veterans and drafting a top class of college players. Despite going into the season with a roster that had been essentially rebuilt from the year before, the Saints finished 10-6, won the NFC South and advanced to the NFC Championship for the first time in franchise history.

Each year, Loomis has followed an approach of building the roster through the draft – both in top picks and late-round finds, re-signing and rewarding core veterans and signing talented, productive players in free agency. In addition to always researching and exploring trade opportunities, with this formula the Saints have continued to restock the roster while also maintaining one of the league’s best salary cap positions.


In 2005, Loomis helped lead the club through unprecedented challenges for an NFL team. He calmly guided the players and staff through a sudden evacuation from New Orleans and several moves of the team’s base of operations. In 2003,

Loomis oversaw the renovation of the Saints headquarters that added an indoor practice facility, new weight room and cafeteria, giving the organization one of the league’s top complexes.

Loomis joined the Saints in 2000 as Director of Football Administration, a post he held until 2002, handling contract negotiations, managing the salary cap and coordinating different areas of the football operations.

Prior to coming to New Orleans, Loomis spent 15 years with the Seattle Seahawks, including as executive vice president from 1992-98. He joined the Seahawks in October 1983, was promoted to vice president/finance in 1990 and to executive vice president in 1992.

A native of Eugene, Ore., Loomis has a degree in accounting from the University of Oregon and a master’s degree in sports administration from Wichita State University. Recently married (Melanie), Loomis has two children: a son, Alex, and a daughter, Katherine.





Sean PAYTON HEAD COACH

Sean Payton enters his third year as head coach of the New Orleans Saints and in his brief time with the club already ranks among the most successful head coaches in franchise history. He is the only coach to lead the Saints to an NFC Championship, was a unanimous choice for NFL Coach of the Year, has been the architect of an offense that has rewritten the club's record books and since his arrival has instilled a winning culture within the organization.

Payton has done so while overhauling the roster. The Saints enter the preparations for the 2008 season with a team that has only 14 players from the group he inherited, players that have the responsibility, character and accountability that Payton has stressed since he came to New Orleans.

Teamwork and a dedication to the fundamentals have been the hallmarks of the Saints since 2006. Payton assembled a staff that is deep in coaches who are teachers first, and the NFL's traditional timetable for rebuilding was scrapped after he took over. In his opening season, the club jumped out to a 3-0 record – a first in team history – and clinched the NFC South title before the regular season ended.

That season the Saints also ranked first in the league in offense for the first time in club history. When his opening season as head coach came to a close, Payton was voted the Coach of the Year by the Associated Press, *Pro Football Weekly*/Pro Football Writers of America, *The Sporting News* and the Maxwell Club.

In 2007, the Saints endured injuries and a slow start, but put together a four-game winning streak and soundly defeated the 11-5 Jacksonville Jaguars and 10-6 Seattle Seahawks. New Orleans finished No. 4 in the NFL in total offense and held nine opponents to 17 points or less.

The Saints' offense has thrived with Payton handling the play-calling. In 2007, the Saints set a team record with an NFC-high 346 first downs and ranked fourth in the league with 5,780 total yards. The Saints scored 47 touchdowns – the third-most in team history – gave up a league-low 16 sacks and also led the NFL in scoring percentage (72.0) in the red zone.

It was a memorable encore to 2006, when New Orleans ranked No. 1 in the NFL in offense (averaging 391.5 yards per contest), posted 330 first downs and 6,264 net yards and tied a team mark by scoring 49 touchdowns. New Orleans rushed for 1,761 yards and 19 TDs and was the only team with four players with over 650 receiving yards.

Payton has had particular success tutoring quarterbacks since arriving in the NFL. Last season, QB Drew Brees had the finest season for a passer in club history, setting a league record for completions with 440, and team records with 28 touchdowns, 4,423 yards, 67.5 percent completion percentage and 652 attempts.

The performance came on the heels of a 2006 season when Brees led the NFL with 4,418 yards and a club-record 96.2 passer rating. Over the last two years, WR Marques Colston has hauled in 168 passes, the most in NFL history for a player in his first two seasons. RB Reggie Bush ranks second with 161.

Since 2000, every passer under Payton's guidance has thrown for over 3,000 yards. The three starting quarterbacks he worked with in Dallas – Drew Bledsoe in 2005, Vinny Testaverde in 2004 and Quincy Carter in 2003 – all surpassed the milestone.

Payton was hired as the 14th head coach in Saints history on Jan. 18, 2006 after being a member of the Dallas Cowboys staff since 2003. In 2008 he enters his 12th season in the NFL and 21st as a coach. Prior to his final season with the Cowboys, Payton was promoted to assistant head coach/passing game coordinator and was responsible for the team's play-calling.

For the previous two years with Dallas, he had been assistant head coach/quarterbacks. Prior to joining the Cowboys in 2003, he was with the New York Giants (1999-2002) and the Philadelphia Eagles (1997-98).

In 2005, the Cowboys had the NFL's 13th-ranked offense and finished tied for second in the NFC with 318 first downs. When Payton arrived the Cowboys had ranked 31st in passing the previous year but immediately improved to 17th, as Carter became the first Dallas quarterback to throw for over 3,000 yards since 1997.

Payton came to Dallas after four years with the New York Giants, the last three as offensive coordinator. The Giants had one of the NFL's most productive offenses

SAINTS UNDER PAYTON



Notable won/loss marks under Payton during his first two seasons with the Saints:

Scoring 20 or more points:	16-7
Leading after the third quarter:	16-2
Leading at halftime:	16-2
Allowing 20 or Fewer Points:	12-2
Saints have 100+ yards rushing:	12-3
Saints score first:	10-3
Defense has three or more sacks:	9-3
Leading after the first quarter:	8-1
Committing zero turnovers:	7-0
On the Road:	10-6
Saints have 200+ Yards Passing:	13-12
Opponent 200+ yards passing:	9-9
Outdoors:	8-4
Forcing 3+ Turnovers:	5-1
On artificial turf:	12-10
On grass:	5-5



PLAYITFORWARD

With the aim to raise funds and awareness to help families and children in need in the areas of health, education and social welfare, in the offseason Saints Head Coach Sean Payton and his wife, Beth, launched Payton's Play It Forward Foundation.

Payton's Play It Forward Foundation will serve as a catalyst and fund-raising vehicle for various non-profit organizations to build and support their infrastructures, extend their reach, and bring effective programs to scale. These multiple approaches will advance the mission of enriching lives and strengthening the New Orleans community and the Gulf South region.

The Foundation will hold their first annual **Black & Gold Gala** fundraiser on Friday, Oct. 10 at the Louisiana Superdome. ESPN's Chris Berman will serve as the Gala's master of ceremonies. In addition, Payton cited three of the main benefactors for this year's Gala; Brad Pitt's Make It Right NOLA, Blaine Kern's First Responders Fund and the Dr. Phil Foundation, benefiting children in need in Louisiana.

As will become tradition with *Payton's Play It Forward Foundation*, Sean and Beth will identify honorary chairs for the **Black & Gold Gala**. This year, the Foundation will honor musicians Irma Thomas and Jimmy Buffett.

"Beth and I have proudly called New Orleans home for the past two years and being able to begin *Payton's Play It Forward Foundation* is something we were extremely proud to do," said Payton. "Our goals are to help New Orleans return to prominence as one of the greatest cities in the world. However, work still needs to be done on a number of levels to help people regain their footing and we have every intention on playing our part."

PAYTON BY THE NUMBERS



A look at the team records set since the start of the 2006 season:

Most Touchdowns: 49 – 2006 (tied, 2002); 47 – 2007
Most Net Yards: 6,264 – 2006; 5,780 – 2007
Highest Avg. Per Offensive Play: 5.8 – 2006
Most Passing Yards: 4,503 – 2006; 4,314 – 2007
Most Touchdowns Passing: 28 – 2007
Most First Downs: 346 – 2007; 330 – 2006
Most First Downs Passing: 222 – 2007; 207 – 2006
Most Pass Completions: 440 – 2007 (NFL Record)
Most Pass Attempts: 652 – 2007 (NFL Record)
Highest Completion Pct.: 67.5 – 2007
Highest Avg. Per Rush: 4.9 – 2006 (tied, 1980)
Fewest Turnovers Committed: 23 – 2006

and QB Kerry Collins posted franchise-record passing numbers. Behind his club-record 4,073 passing yards, the Giants finished 2002 as the NFL's sixth-ranked offense, the team's highest ranking since 1985.

Payton solidified his reputation as one of the game's top offensive minds in 2000. In his first season as coordinator, the Giants captured the NFC title and went to Super Bowl XXXV. New York scored 328 points – the club's highest total since 1990 – finished 13th in the NFL in offense and left from 24th to 11th in rushing.

Payton was first assigned play-calling duties prior to a game against the Jets on Dec. 5, 1999. The Giants responded by scoring 41 points and gaining 490 yards – both season-highs – and he retained that assignment over the final five games. Appointed the offensive coordinator the following season, over the next three years the Giants passing attack continually improved, ranking 13th in the NFL in 2000, tied for eighth in 2001 and sixth in 2002. In the decade prior to Payton's arrival, the Giants hadn't ranked above 20th.

Payton joined the Giants as quarterbacks coach on Feb. 3, 1999. Prior to joining the Giants, he spent 1997 and 1998 as Philadelphia's quarterbacks coach.

Payton wrapped two coaching stints at San Diego State University (1988-89 and 1992-93) around a stop at Indiana State (1990-91). During his second stretch with the Aztecs, Payton was running backs coach, working with Heisman Trophy runner-up Marshall Faulk before becoming quarterbacks coach.

Following the 1993 season, Payton moved to Miami of Ohio (1994-95) where he was quarterbacks coach prior to being promoted to co-offensive coordinator. He spent 1996 as quarterbacks coach at Illinois prior to entering the NFL with Philadelphia.

Payton earned a degree in communication at Eastern Illinois, where as a quarterback he had 10,665 passing yards, then the third-highest total in NCAA Division I-AA history. The three-time AP All-American selection followed his college career with professional stints with Chicago of the Arena Football League, Ottawa of the Canadian Football League and the Chicago Bears in 1987. Payton was inducted into the Eastern Illinois Hall of Fame in September of 2000.

Born Dec. 29, 1963 in San Mateo, Calif., and raised in Naperville, Ill., Payton and his wife, Beth, have a daughter, Meghan and a son, Connor.

PLAYING CAREER: Eastern Illinois, 1982-86; Chicago Bruisers (Arena Football League), 1987; Ottawa Rough Riders (CFL), 1987; Chicago Bears, 1987.

COACHING CAREER: San Diego State, 1988-89; Indiana State, 1990-91; San Diego State, 1992-93; Miami (Ohio), 1994-95; Illinois, 1996; Philadelphia Eagles, 1997-98; New York Giants, 1999-2002; Dallas Cowboys, 2003-05; New Orleans Saints (head coach), 2006-.



Gary GIBBS
DEFENSIVE COORDINATOR

An experienced coach known for creating disciplined, aggressive defensive units, Gary Gibbs enters his third season with the Saints as defensive coordinator and seventh year in the NFL. He was the first hire that

Coach Sean Payton made to his coaching staff after arriving in New Orleans.

Gibbs joined the Saints after a four-year stint as the linebackers coach of the Dallas Cowboys, where he served on the same staff as Payton from 2003-05. Throughout his coaching career – including 22 years of college experience and six seasons as head coach at the University of Oklahoma – Gibbs has been known for his preparation, attention to detail and ability as a teacher.

The Saints have added several new defensive players this season, and Gibbs has shown over the last two years that he has been able to rapidly blend the talents of multiple new starters. Over the last two years, the Saints have surrendered 17 points or less in 14 games, and in 2006, New Orleans gave up 76 points fewer than it had the year before.

During Gibbs' tenure in Dallas, the linebackers were one of the club's most productive position groups and led an aggressive, opportunistic defense. Each year under his direction, linebackers finished at the top of the club's tackle charts and posted some of the best totals in franchise history. It was also with Dallas where Gibbs first worked with current Saints linebackers Scott Fujita (2005) and Scott Shanle (2003-05).

In 2005, Gibbs played a key role in the Cowboys' transition to a 3-4 defensive alignment. With young players and first-year starters filling key positions, the linebackers were the defense's top playmakers. In his first year in Dallas after being acquired in a trade prior to the regular-season opener, Fujita had 58 tackles, a pair of sacks and two forced fumbles while starting the last eight games.

The Cowboys' three starting linebackers finished 2004 ranked in the top six on the team in tackles. In 2003, the linebacker corps led the Cowboys defense with the top two tacklers on the squad. In Gibbs' first season in Dallas, LB Dexter Coakley led the club with 173 stops, the second-highest total in club history.

Gibbs joined the Cowboys following consecutive one-year stints as the defensive coordinator at LSU (2001) and the University of Georgia (2000). During his lone season in Baton Rouge, the Tigers compiled a 10-3 record, took the SEC title and won the Nokia Sugar Bowl. LSU ranked 21st nationally against the run and led the SEC with 18 interceptions. In his year at Georgia, the Bulldogs ranked 19th

in the nation in total defense and 12th in scoring defense by allowing just 18 points per game.


Gibbs spent 23 years at the University of Oklahoma as a player, assistant and head coach. During that time, the Sooners played in 16 bowl games and won three national titles. In his six seasons as the head coach (1989-94), Gibbs guided the Sooners to three bowl games and an overall record of 44-23-2. After taking over the program, he continued the school's tradition of success, improving Oklahoma's record each of his first three seasons and winning bowl games in 1991 and 1993.

Gibbs began his coaching career as a graduate assistant at Oklahoma in 1975 and was promoted to linebackers coach three years later. In 1981, he was named defensive coordinator and Gibbs held that post until taking over as head coach in 1989. During his stretch as defensive coordinator, the Sooners captured the 1985 national title, and the defense led the nation three-straight years (1985-87).

Gibbs was a linebacker at Oklahoma from 1972 to 1974, a span that saw the Sooners post a 32-1-1 overall mark and finish No. 1 in the nation in 1974 – with Gibbs recording 114 tackles as a starter. The Sooners ranked second in the nation in 1972 and finished third the following year. Before joining the coaching staff at Oklahoma, Gibbs went to training camp with the New England Patriots as a free agent in 1975.

He earned his undergraduate degree in marketing from Oklahoma in 1974 and his master's degree in business from his alma mater in 1976. A native of Beaumont, Texas, Gibbs lettered in both football (linebacker) and baseball (shortstop) at Spring Branch (Texas) HS. He and his wife Jeanne, have two daughters, Whitley and Jordan.

PLAYING CAREER: Oklahoma, 1972-74.
COACHING CAREER: Oklahoma 1975-94 (head coach 1989-94); Georgia, 2000; Louisiana State, 2001; Dallas Cowboys, 2002-05; New Orleans Saints, 2006-.



Doug
MARRONE
OFFENSIVE COORDINATOR/
OFFENSIVE LINE

Under Doug Marrone, the Saints have been one of the NFL's most explosive and consistent offenses, ranking among the league leaders since his arrival in 2006 and rewriting the club's all-time records in the process. His responsibilities are supervising the offensive attack on a weekly basis as well as tutoring an offensive line that has evolved into one of the NFL's best units. Marrone's detail-oriented approach has earned him a reputation around league circles for innovation and as a top-notch teacher.

After ranking first in the NFL in offense for the first time in club history in 2006, the unit had a fitting encore last season by finishing fourth in the league. The Saints ranked first in red zone touchdown percentage (.720, 36 of 50), led the NFC in third-down conversions (46.3) and notched 346 first downs, shattering the team record by 16 that the club had set in 2006. New Orleans set an NFL record with 440 completions, and also set team all-time highs for passing first downs (222), attempts (652), touchdowns (28) and completion percentage (67.5).

A key part of the success has been the offensive line, which has flourished under Marrone's guidance. Though New Orleans led the NFL in pass attempts last year, the club also allowed the fewest sacks in the league with a scant 16, an average of one per 41 attempted. Since Marrone's arrival in 2006, the Saints have thrown 1,232 passes – including 580 in 2006 – and surrendered only 39 sacks.

When Marrone was hired by New Orleans Jan. 27, 2006, the team had never had a 4,000-yard passer or posted over 5,700 yards of offense. The Saints set a team record with an NFL-leading 6,264 yards in Marrone's first season, and followed that total with 5,780 yards last year. QB Drew Brees has thrown for over 4,000 yards each of the last two seasons (a club-record 4,423 in 2007, 4,418 in 2006). These accomplishments have come despite Marrone molding an offensive line that had a different starter at every position from the unit he inherited.

In 2006, Jammal Brown was voted All-Pro and to the Pro Bowl in his first season at left tackle, and Jahri Evans was a unanimous All-Rookie selection. The Saints averaged 391.5 yards per game and set club records with 330 first downs, an average of 5.8 yards per play and 4,503 passing yards. The Saints were the only team in the NFL with four players with over 650 receiving yards.

Marrone joined Sean Payton's staff after serving as the offensive line coach of the New York Jets from 2002-05. Over that span, Marrone formed a group of veterans and young players into one of the club's most consistent position groups.

During his four-year stretch with New York, the Jets played in four playoff games (two in 2002 and a pair in 2004).

In 2004, the offensive line paved the way for the Jets to finish third in the NFL in rushing yards (2,388) and second in rushing first downs (135) as the offense posted one of the highest rushing averages (4.5) in club history. RB Curtis Martin led the league with 1,697 yards and posted nine 100-yard games.

In 2003, the offensive line helped the offense average 5.3 yards per play and 4.0 per rushing attempt. In Marrone's first season with the Jets, despite having two new starters the line led the way for the offense to rush for 1,618 yards. Marrone arrived in New York after spending 2001 at the University of Tennessee as tight ends and tackles coach. Marrone spent a season at the University of Georgia (2000) after serving from 1995-99 at Georgia Tech.

During his stint with the Yellow Jackets, Marrone was the director of football operations (1995), tight ends coach (1996) and the offensive line coach (1997-99). In 1999, the Yellow Jackets finished first nationally in total offense, averaging 509.4 yards and 40.7 points per game. Georgia Tech participated in a bowl game each season from 1997-99.

He began his coaching career in 1992 at Cortland (N.Y.) State as a tight ends coach before stints as offensive line coach at the U.S. Coast Guard Academy (1993) and Northeastern University (1994).

Selected in the sixth round in 1986, Marrone was drafted by the Los Angeles Raiders and played in two seasons in the NFL; first with the Miami Dolphins in 1987 and with the Saints in 1989. Marrone also had stints with Pittsburgh, Dallas and Minnesota before closing his career with the NFL's London Monarchs (1991-92).

A three-year letterman at Syracuse (1983-85), Marrone returned to the school and graduated in 1991. He and his wife, Helen, have two daughters, Madeline and Anne, and a son, Mack.

PLAYING CAREER: Syracuse, 1982-85; Miami Dolphins, 1987; New Orleans Saints, 1989; London Monarchs, 1991-1992.

COACHING CAREER: Cortland State, 1992; U.S. Coast Guard Academy, 1993; Northeastern, 1994; Georgia Tech, 1995-99; Georgia, 2000; Tennessee, 2001; New York Jets, 2002-05; New Orleans Saints, 2006-.



**Joe
VITT**
ASSISTANT HEAD COACH/
LINEBACKERS

Entering his third decade of coaching in the NFL, assistant head coach/linebackers Joe Vitt has earned a reputation for building linebacker units that are fundamentally-sound and aggressive. Highly-respected around the league, Vitt is known as a communicator, motivator and top teacher of defensive schemes, and his linebackers have yearly ranked among their defense's top contributors.

In 2007, the Saints' trio of starting linebackers – Scott Fujita, Mark Simoneau and Scott Shanle – all ranked among the club's top three in total tackles, with Fujita leading the team with 119 stops. The linebacker corps also added six sacks, four forced fumbles and three fumble recoveries.

Vitt came to the Saints after serving as interim head coach for the final 11 games of the 2005 season in St. Louis. He held the Rams together during a difficult period after previously holding the title of assistant head coach/linebackers. It was part of a two-year stint with the Rams where he also turned a handful of young defenders into a unit that paced the team in tackles each season.

He joined St. Louis after working as linebackers coach in Kansas City from 2000-03. It was with the Chiefs where he first worked with Fujita, a fifth-round pick who developed into one of Kansas City's top defenders and led the club in tackles for two seasons.

Vitt took over the linebacker corps in Kansas City after tutoring the defensive backs for Green Bay in 1999, molding a group of rookies and young players into a formidable unit that doubled the Packers' previous-year total by picking off 26 passes. One of the players he developed was CB Mike McKenzie, who was selected to several all-rookie teams that year and is now with the Saints.

From 1995-98, Vitt was linebackers coach for Philadelphia. In 1998, his group helped the Eagles lead the NFL in pass defense, allowing 170 yards per game. Vitt was assistant head coach and defensive backs coach with the Rams under Chuck Knox from 1992-94, the franchise's final three seasons in Los Angeles.

Vitt spent 10 seasons with the Seattle Seahawks (1982-91), holding several titles during that stretch. In 1982 he was defensive quality control coach/assistant strength & conditioning coach. From 1983-87 Vitt was quality control/assistant linebackers coach, and from 1988-91 he tutored the safeties.

Born in Syracuse, N.Y., Vitt grew up in Blackwood, N.J., and played four years

at linebacker for Towson State, where he was part of a squad that went undefeated in 1974. Vitt was later inducted into the Towson State Hall of Fame. He entered the NFL coaching ranks with the Baltimore Colts as assistant strength/quality control coach from 1979-81.

Vitt is married to Linda, with two children: Joe, Jr. and daughter, Jennifer.

PLAYING CAREER: Towson State, 1974-77.
COACHING CAREER: Baltimore Colts, 1979-81; Seattle Seahawks, 1982-91; Los Angeles Rams, 1992-94; Philadelphia Eagles, 1995-98; Green Bay Packers, 1999; Kansas City Chiefs, 2000-03; St. Louis Rams (head coach, final 11 games 2005), 2004-05; New Orleans Saints, 2006-.



**Greg
McMAHON**
SPECIAL TEAMS COORDINATOR

Recently promoted, Greg McMahon enters his third season with the Saints and first as special teams coordinator. By stressing consistency and opportunistic play, the experienced coach has played a key role in the club's improvement on special teams over the last two years.

McMahon served as assistant special teams coach for his previous two seasons, a stint where the Saints have blocked a punt, a pair of field goals and scored three touchdowns on special teams - including a game-winning punt return.

McMahon joined the Saints after a one-year stop as tight ends/special teams coach at East Carolina. In 2005, the Pirates finished in the top 20 in the nation in field goal accuracy and had a pair of solid return men. As tight ends coach, McMahon was part of a staff that directed East Carolina to the fourth-highest passing total in school history.

He spent 13 years at the University of Illinois (1992-2004), working primarily with tight ends and wide receivers. In 1997, McMahon took on the additional responsibility of overseeing the special teams. His efforts were integral in Illinois making four bowl appearances and twice appearing in the final national rankings, and in 2001 the school finished 10-2 and won the Big Ten title.

Based on the records his units established, the play of the special teams during McMahon's years at Illinois are unmatched in school history. Illinois blocked 16 kicks from 2001-04 and accounted for nine touchdowns. K Neil Rackers, now

with the Arizona Cardinals, and punt return yardage leader Eugene Wilson (Tampa Bay Buccaneers) both benefited from McMahon's guidance. Players under his direction included the school leaders in career punting average, single-season scoring and all-time punt return yardage.

McMahon, 47, came to Illinois in 1992 from Nevada-Las Vegas, where he spent two years as special teams coordinator as well as coaching offensive tackles and tight ends. He has also had stints with Valdosta (Ga.) State, Southern Illinois, North Alabama and Minnesota.

As a defensive back at Eastern Illinois, he was a member of two teams that played for the NCAA Division II National Championship. The Panthers won the title in 1978 and went to the championship game again two years later. McMahon earned a degree in psychology from EIU in 1983.

McMahon and wife, Linda, are the parents of sons Drew and Sam and a daughter, Lisa.

PLAYING CAREER: Eastern Illinois, 1978-81.

COACHING CAREER: Eastern Illinois, 1982; Minnesota, 1983-84; North Alabama, 1985-87; Southern Illinois, 1988; Valdosta State, 1989; UNLV, 1990-91; Illinois, 1992-2004; East Carolina, 2005; New Orleans Saints, 2006-.



Dennis
ALLEN
SECONDARY

Dennis Allen returns to the foundation of his football experience in 2008, taking over as coach of the club's secondary after spending the previous two years with New Orleans as the assistant defensive line coach.

Allen, a standout college safety, has had three stints working with defensive backs in the past.

Over the last two years, Allen has helped tutor a defensive line that has been one of the strengths of the Saints' defense. The unit combined for 48.5 sacks, 10 forced fumbles and 10 fumble recoveries over the last two seasons and DE Will Smith was voted to the Pro Bowl in 2006.

Allen joined the Saints after a four-year stint with the Atlanta Falcons, where he spent his final two years as defensive assistant/quality control, with an emphasis on working with the defensive line. Over the previous two seasons, he was in

charge of defensive quality control while helping tutor the secondary.

Over his last two years in Atlanta, the Falcons' defense was paced by the play of the front four. In 2004, Atlanta led the NFL for the first time in club history with 48 sacks and the unit sent DE Patrick Kerney to the Pro Bowl. In 2005 DT Rod Coleman represented the club in the Pro Bowl and the Falcons notched 37 sacks.

In 2002, Allen's first year with the Falcons, he assisted in coaching the defensive backfield. Atlanta improved to 16th vs. the pass after ranking 30th the year before, and tied for third in the NFL with 24 interceptions.

Allen worked as the secondary coach for the University of Tulsa (2000-01) before heading to the NFL. Prior to his stint at Tulsa, Allen was on the coaching staff for four years (1996-99) at Texas A&M as a graduate assistant, working primarily with the school's secondary.

A native of Hurst, Texas, Allen earned four letters for Texas A&M as a safety from 1992-95 and started the final 21 games of his career. A highlight was his fourth-quarter interception that clinched an 18-9 victory over Texas in 1993, sending the Aggies to their third-straight Cotton Bowl. He collected Southwest Conference Defensive Player of the Week honors after intercepting two passes in a 36-14 win over Oklahoma in 1994.

Allen was signed as an undrafted free agent by the Buffalo Bills and competed in their training camp in 1996. Allen's father, Grady, was a linebacker for the Falcons from 1969-72. He and his wife, Alisson, have a son, Garrison and a daughter, Layla.

PLAYING CAREER: Texas A&M, 1992-95.

COACHING CAREER: Texas A&M, 1996-1999; University of Tulsa, 2000-01; Atlanta Falcons, 2002-05; New Orleans Saints, 2006-.



Adam
BAILEY
ASSISTANT STRENGTH
& CONDITIONING

Adam Bailey enters his fourth season as assistant strength & conditioning coach. He plays an important role in preparing the team for the demands of an NFL season, assisting Head Strength & Conditioning Coach Dan Dalrymple in implementing a detailed workout program tailored to each player.

Bailey was promoted to his current position in 2005 after serving as an intern in strength & conditioning in 2004. He arrived in New Orleans after working as a graduate assistant at the University of Missouri for the football, baseball and track strength & conditioning programs. Bailey has also held similar positions at Auburn, Louisville and Texas.

He holds a master's degree from Missouri in Educational, School and Counseling Psychology, with an emphasis in health promotion, and graduated from Louisville with an undergraduate degree in Physical Education. Bailey was born March 30, 1976 in Tyler, Texas.

COACHING CAREER: Texas, 1996-1997; Louisville, 1998-1999; Auburn, 2000-2001; Missouri, 2002-2003; New Orleans Saints, 2004-.



Pete CARMICHAEL, JR. QUARTERBACKS/PASSING GAME

Pete Carmichael, Jr. enters his third season with the Saints as quarterbacks coach/passing game, a stretch where New Orleans has had the most prolific passing attack in club history and featured one of the top-ranked offenses in the NFL. Carmichael's duties include tutoring the quarterbacks and on a weekly basis assisting in the planning and preparation of the team's passing game.

Carmichael works closely with QB Drew Brees, who since 2006 has shattered the majority of the franchise's single-season records. Last season Brees led the NFL with 440 completions and 652 attempts and finished third with 4,423 yards - all club records. He also set team records with a completion percentage of 67.5 and 28 touchdown passes. In 2006, under Carmichael's tutelage Brees had an NFL-high 4,418 yards as the Saints featured the league's No. 1-ranked passing attack.

Carmichael and Brees had spent the previous four seasons in game-planning sessions when both were with the San Diego Chargers, with Carmichael serving as assistant wide receivers coach/quality control.

While tutoring quarterbacks, Carmichael brings the added perspective of having a wide range of coaching experiences, including working with nearly every position group on offense during his career. With the Chargers, he assisted wide receivers coach James Lofton for an offense that ranked 10th in the NFL in 2004 and 2005. Carmichael joined the Chargers in 2002 and served as offensive assistant/quality control until being promoted.

In 2001, Carmichael was quality control coach for the Washington Redskins, and in 2000, he was the tight ends and offensive assistant coach for the Cleveland Browns. From 1995-99, Carmichael was the quarterbacks coach at Louisiana Tech, and during his tenure the Bulldogs' QBs broke almost every passing record at the school. He began his coaching career as the assistant offensive line coach at the University of New Hampshire in 1994, with the Wildcats winning the Yankee Conference championship.

Born Oct. 6, 1971 in Framingham, Mass., Carmichael attended Medway (Mass.) HS where he played football and baseball. He went on to a collegiate playing career in baseball and was a four-year letterman at Boston College. As a senior, he was a team captain and Most Valuable Player. Carmichael graduated with a degree in mathematics in 1994.

Carmichael and his wife, Tina, have sons, Peter (9) and John (3), and daughter Allison (7).

COACHING CAREER: New Hampshire, 1994; Louisiana Tech, 1995-99; Cleveland Browns, 2000; Washington Redskins, 2001; San Diego Chargers, 2002-05; New Orleans Saints, 2006-.



Dan DALRYMPLE HEAD STRENGTH & CONDITIONING

Dan Dalrymple enters his third year as head strength & conditioning coach, with his efforts both in the off-season and during the season playing a critical role in the team's success. For each player on the roster, Dalrymple prepares and coordinates comprehensive workout programs designed for the specific needs of their position group.

Prior to joining the Saints in 2006, Dalrymple had spent the previous 17 seasons in a similar capacity at Miami University (Ohio), including the last 16 as director of athletic conditioning, a program he built from the ground up. While the football team was a focus of his efforts, Dalrymple and his staff created workout regimens for every athletic program. He was promoted with the additional title of assistant athletic director in 2003.

Dalrymple has been certified by the National Strength & Conditioning Association since 1991 and has been honored as a finalist for the organization's coach of the year in 1995, 1997, 1999, 2003 and 2006. He is one of only two NFL coaches in his field to be certified by the Collegiate Strength &

COACHINGSTAFF

Conditioning Coaches Association as a Master Strength & Conditioning Coach.


Dalrymple has earned two certifications for USA Weightlifting that designate him as qualified to work with athletes in Olympic weightlifting and as a sports performance specialist.

After taking over the supervision of Miami's strength and conditioning program in 1989, the football program posted a 116-72-9 record, had a streak of 12-straight winning seasons and went to bowl games in 2003 and 2004. Coupled with an intense work ethic and a constant evolution in his approach, Dalrymple's success is also built on his lengthy background in football.

A 1988 graduate of Miami, Dalrymple was a four-year starter (1983-86) as an offensive lineman and was a first-team All-MAC selection his final two seasons, also earning honorable mention All-America accolades. He was one of three captains of the 1986 conference champion team. Dalrymple was later honored as one of five linemen on *The Cincinnati Enquirer's* All-20th Century Miami football team and was elected to the school's Hall of Fame in 2002.

After his college career and attending training camp with the Seattle Seahawks, Dalrymple returned to his alma mater as a student assistant coach in 1987. He served as a graduate assistant the following year on the coaching staff before being promoted to offensive line and strength coach in 1989. He was named strength & conditioning coordinator in December of that year. Dalrymple and his wife, Susan, recently had a daughter, Kylelyn.

PLAYING CAREER: Miami (Ohio), 1983-86.
COACHING CAREER: Miami (Ohio), 1987-2005; New Orleans Saints, 2006-.



Curtis JOHNSON WIDE RECEIVERS

With a demanding, high-energy teaching style and an uncompromising approach to the game, Curtis Johnson has helped produce top-quality wide receivers throughout his coaching career. His reputation has only grown since he arrived in New Orleans in 2006, as the wide receiver corps has made extensive contributions to the Saints ranking among the NFL's top offenses over the last two years.

A New Orleans native, Johnson joined the Saints after serving as the wide receivers coach at the University of Miami from 1996-2005, where he tutored an impressive

COACHINGSTAFF

group of players that included five No. 1 draft picks. Since coming to the Saints' staff, Johnson has worked with both young and veteran wide receivers, and all have benefitted from his guidance.

Over the last two years, WR Marques Colston has gone from the fourth-to-last player selected in the 2006 NFL Draft to posting 168 catches - the most in league history for a player in his first two seasons. WR David Patten, who had only 23 catches the previous two years, had a career-resurgence in his 11th season after signing with New Orleans in 2007 with 54 catches for 792 yards.

Johnson's stable of wide receivers combined for eight 100-yard days, 22 touchdowns and 2,831 yards last season, as the Saints featured the league's third-ranked passing attack. Entering the third year of his initial NFL assignment, Johnson's coaching style is hands-on and detail-oriented, and as a result few coaches at any level can match the wide receivers that Johnson has helped develop.

The group of standouts under his direction while at Miami and his prior stop at San Diego State includes some of the top wide receivers over the last decade, including NFL first-round picks Andre Johnson, Santana Moss, Reggie Wayne, Yatil Green and Darnay Scott.


At Miami, Johnson was part of a staff that went to nine bowl games and won the 2001 National Championship. He polished the skills of at least one All-Big East performer each season from 1996-2005, including Johnson - the third overall pick by Houston in 2003 - and Moss, who became the Hurricanes' all-time leader in receiving yardage before making the Pro Bowl for Washington. Wayne departed ranked first in school history in catches and is a Pro Bowl performer for Indianapolis.

In his five-year stint at San Diego State (1989-93) Johnson landed some of the school's biggest recruits, including 2000 NFL MVP and fellow New Orleans native Marshall Faulk as well as Scott, who completed his eight-year NFL career with 408 grabs and 37 TDs. Each year Johnson was with the Aztecs the school had an all-conference performer at wide receiver.

Johnson began his coaching career as a receivers coach at Lewiston (Idaho) High School in 1984, serving for three seasons before holding a similar position at the University of Idaho. He spent 1987 and 1988 at the school before becoming receivers coach at San Diego State. His next stop was at Southern Methodist in 1994 before becoming wide receivers coach in 1995 at the University of California.

Johnson attended the University of Idaho and graduated in Physical Education in 1985. Born in New Orleans and a graduate of St. Charles High School, Johnson and his wife, Angel, have six children, Janene, Kiejon, Curtis III, and Aaron, Angele and Justin.

PLAYING CAREER: University of Idaho, 1980-83.
COACHING CAREER: Lewiston (Idaho) High School, 1984-86; University of Idaho, 1987-88; San Diego State, 1989-93; SMU, 1989-93; California, 1995; University of Miami, 1996-2005; New Orleans Saints, 2006-.



Travis JONES

ASSISTANT DEFENSIVE LINE

Entering his first season with the Saints and fourth in the NFL, Travis Jones will assist Ed Orgeron in tutoring the defensive line. Jones brings unrivaled intensity to his position on the practice field, and arrived in New Orleans with the reputation as a top teacher of defensive line fundamentals.

Jones has spent the last three seasons with the Miami Dolphins - serving his first season as assistant defensive line coach and working with the outside linebackers and defensive ends over his final two years with the club. During his tenure with the Dolphins, the defensive line recorded 92 sacks, DE Jason Taylor was selected to the Pro Bowl each year and was named 2007 NFL Defensive Player of the Year.

Before arriving in Miami, Jones spent 2003-04 at LSU, where he was defensive line coach/recruiting coordinator. In his first season, the Tigers' defensive front recorded 31 of the team's school-record 44 sacks, while also limiting opponents to 67 yards rushing per game - ranking third in the nation and first in the SEC.

At LSU, Jones tutored a defensive front that featured DT Chad Lavalais, a consensus All-American, finalist for the Nagurski and Lombardi Awards and the SEC Defensive Player of the Year. Following the 2003 season, Lavalais and teammate DE Marquise Hill were selected in the NFL Draft. DE Marcus Spears was also named All-SEC in 2003 and was a consensus All-American in 2004. Spears was a No. 1 pick by Dallas in 2005.

Prior to his stint at LSU, Jones served as defensive line coach at the University of Kansas from 2001-02. There he developed the skills of Nate Dwyer, an All-Big 12 selection in 2001 and a fourth-round choice by Arizona in 2002. From 1998-2000, Jones was the linebackers coach/recruiting coordinator at Appalachian State (1998-2000).

In 1997, Jones opened his coaching career as a graduate assistant at his alma mater, the University of Georgia, where he worked with the defensive line, including a pair of freshmen in Richard Seymour and Marcus Stroud.

Jones was a four-year letter-winner (1990-92, 94) as a defensive lineman for the Bulldogs and served as a defensive captain as a senior. He graduated in 1995 and earned a master's degree from the school in 1998.

Jones played one season with the Baltimore Stallions of the Canadian Football League in 1995 and then joined the Florida Bobcats of the Arena League in 1996.

A native of Irwinton, Ga., for the last three years he has held a football camp for youngsters in central Georgia that teaches the fundamentals of football, sportsmanship and the importance of goal-setting on and off the field.

Jones and his wife, Melody, have two daughters, Kennedy and Averi.

PLAYING CAREER: University of Georgia, 1990-1995; Baltimore Stallions (CFL), 1995; Florida Bobcats (AFL), 1996.

COACHING CAREER: University of Georgia, 1997-1998; Appalachian State, 1998-2000; University of Kansas, 2001-2002; Louisiana State University, 2003-2004; Miami Dolphins, 2005-2007; New Orleans Saints, 2008-.



Aaron KROMER

RUNNING BACKS

A 17-year coaching veteran with a wealth of postseason experience as well as a background in working with several productive offenses, the Saints made an important addition in the offseason in hiring Aaron Kromer as running backs coach. He arrived in New Orleans after a three-year stint with the Tampa Bay Buccaneers, including the last two as senior assistant/offensive line coach.

Kromer has developed the skills of several Pro Bowl players. In the past he made a seamless transition from a college to NFL coach, bringing with him the skills as a communicator and teacher of the game.

Kromer's input has been a key part of strong rushing attacks throughout his coaching career. At Tampa Bay in 2007, his unit up front paved the way for the Buccaneers to rush for 1,872 yards (117.0 avg. per game) and 15 touchdowns. In 2006, despite his unit losing a total of 23 starts from injuries, Kromer prepared a pair of rookie starters weekly and Tampa Bay cracked the 1,500-yard rushing milestone.

With his input as senior assistant on the offensive staff in 2005, the Buccaneers surpassed the 100-yard rushing plateau in 10 games, and the offensive line helped RB Carnell Williams earn NFL Rookie of the Year honors. Following the season, he was selected by head coach Jon Gruden to attend the NFL's Coaches Career Development Symposium.

Kromer arrived in Tampa Bay after spending four seasons with the Oakland Raiders as the offensive line coach from 2002-04 and assistant offensive line

COACHINGSTAFF

coach in 2001. During his years in Oakland, the Raiders' offensive line was the foundation of a unit that led the NFL in total offense in 2002 – the same season QB Rich Gannon was named the NFL Most Valuable Player and the club advanced to Super Bowl XXXVII.

While in Oakland, Kromer tutored Pro Bowl selections T Lincoln Kennedy (2001-02) and C Barrett Robbins (2002) and also coached 2004 All-Rookie selection T Robert Gallery. Prior to joining the Raiders – his first NFL assignment – Kromer served as the offensive line coach at Northwestern from 1999-2000, with the Wildcats leading the Big Ten in total offense in his final season.

He had previously spent nine seasons (1990-98) at Miami University (Ohio), his alma mater, where Kromer gained a wealth of experience and perspective while holding several assignments. He coached the offensive line in 1998, after previously working with the tight ends/H-Backs, defensive line and special teams. Kromer was a graduate assistant at the school from 1990-91.

Kromer lettered at Miami at offensive tackle from 1987-89 and served as a captain his last two seasons – one of only four players in the history of the program to serve as a two-time captain. He was a recipient of the National Football Foundation and Hall of Fame Scholar-Athlete Award and graduated with a degree in education. Kromer earned his master's degree in education administration in 1991.

Kromer and his wife, Dawn, have a son, Zachary, and a daughter, Brooke.

PLAYING CAREER: Miami University (Ohio), 1986-89

COACHING CAREER: Miami University, 1990-98; Northwestern, 1999-2000; Oakland Raiders, 2002-04; Tampa Bay Buccaneers, 2005-07; New Orleans Saints, 2008-.



Joe
LOMBARDI
OFFENSIVE ASSISTANT

Joe Lombardi enters his second season on the Saints' coaching staff as offensive assistant. In his duties, his primary responsibility is assisting with the quarterbacks and passing game. In 2007, the passing attack in

New Orleans set multiple team records and ranked third in the NFL in passing yards.

Lombardi arrived in New Orleans with an extensive coaching background on both sides of the ball, most recently serving as defensive assistant for the Atlanta Falcons in 2006. While serving in that role, he worked with a defensive line that

COACHINGSTAFF

combined for 25.5 sacks.

Like many members of the staff that Coach Sean Payton has put together, Lombardi has prior experience as a coordinator and brings the teaching skills of a former college coach. Lombardi joined the Falcons following a stint at Mercyhurst College (Erie, Pa.), where he was the offensive coordinator and quarterbacks coach from 2002-05. He also served as recruiting coordinator at the school.

Lombardi also coached tight ends and running backs for the New York/New Jersey Hitmen of the XFL. In 2000, he tutored the defensive line and served as the strength & conditioning coordinator at Bucknell University.

He coached both the tight ends and tackles at the Virginia Military Institute in 1999, and Lombardi opened his coaching career at the University of Dayton, where he was responsible for the defensive line from 1996-98. The Flyers won 20-straight games during his tenure.

Lombardi – the grandson of legendary coach Vince Lombardi – is a 1994 graduate of the United States Air Force Academy, where he earned three letters as a tight end and one in lacrosse. Lombardi and his wife, Molly, have four children: sons Joseph and Thomas and daughters Maria and Bernadette.

PLAYING CAREER: Air Force, 1991-93.

COACHING CAREER: University of Dayton, 1996-98; Virginia Military Institute, 1999; Bucknell University, 2000; New York/New Jersey Hitmen, 2001; Mercyhurst College, 2002-05; Atlanta Falcons, 2006; New Orleans Saints, 2007-.



Mike
MALLORY
ASSISTANT SPECIAL TEAMS

Bringing the credentials of over two decades of college coaching experience – including three stints as a defensive coordinator – Mike Mallory begins his first season with the Saints as assistant special teams coach. He will work closely with special teams coordinator Greg McMahon, who he served on the same staff with at the University of Illinois from 2001-04.

Mallory joins the Saints after spending 2007 at the University of Louisville, where he tutored the secondary. He spent the previous season at Kansas coaching the linebackers, and the five years before (2001-05) as an assistant at Illinois,

including his final two seasons as the team's defensive coordinator/linebackers.

Mallory started coaching the Illinois linebackers in 2003 after spending his previous two years working with the safeties. During the four seasons that the two served together on the coaching staff at Illinois, Mallory also assisted McMahon with preparing the special teams units.

During his coaching career, Mallory also worked with the inside linebackers at Maryland (2000) – also working with the punt team while with the Terrapins – and was the defensive coordinator/linebackers coach at Northern Illinois (1996-99) and Rhode Island (1993-95).

Mallory had a standout career as a linebacker at the University of Michigan. He was a two-time All-Big 10 selection and two-year captain. He was a finalist for the 1985 Butkus Award – given to the nation's premier linebacker – and voted his team's MVP in 1984. Mallory played in four bowl games and graduated with a degree in sports administration.

Mallory is from a distinguished football family. He is the son of Bill Mallory, who has served as a head coach at Indiana, Colorado, Northern Illinois and Miami University (Ohio). Mike's youngest brother, Curt, is currently the co-defensive coordinator/secondary at Illinois, and brother, Doug, is the co-defensive coordinator at LSU.

Mallory and his wife, Kim, have a daughter, Kathryn, and a son, William.

PLAYING CAREER: Michigan, 1982-85.
COACHING CAREER: Indiana, 1986-87; Kent State, 1988-90; Eastern Illinois, 1991-92; Rhode Island, 1993-95; Northern Illinois, 1996-99; Maryland, 2000; Illinois, 2001-05; Kansas, 2006; Louisville, 2007; New Orleans Saints, 2008-.



Terry
MALONE
 TIGHT ENDS

Tight ends coach Terry Malone enters his third season in New Orleans, and over the last two years has built a productive, hard-working group that has distinguished itself with its timely receptions and blocking. Malone

is an experienced member of the coaching staff who brings excellent teaching skills and the additional perspective of having been an offensive coordinator.

In 2007, the Saints' tight ends combined for 76 catches for 710 yards and four

touchdowns, the bulk coming from the combination of Eric Johnson and Billy Miller. Under Malone's tutelage over the last two seasons, the tight ends corps have contributed to the success of the New Orleans offense with their blocking in the running game and drive-sustaining catches.

Malone worked at Michigan from 1997-2005, including his final four seasons as the Wolverines' offensive coordinator/tight ends. During his tenure as coordinator the school had 14 All-Big Ten selections and four All-Americans. The Wolverines had back-to-back conference Player of the Year winners (Chris Perry, 2003 and Braylon Edwards, 2004). During Malone's nine seasons, Michigan won five Big 10 championships and appeared in eight New Year's Day bowl games.

In 2004, the offense ranked second in the Big Ten and 24th in the nation in scoring by averaging over 30 points per contest. The Wolverines were led by Rimington Trophy co-recipient David Baas and Edwards, who won the Biletnikoff Award as the country's top receiver. QB Chad Henne became the first true freshman in Big Ten history to lead his squad to a conference title and was the first to start a Rose Bowl.

In 2003, Malone was named a finalist for the Broyles award, recognizing the top college assistant. It was a fitting honor, as the Wolverines tied for 12th nationally in scoring (35.4 avg.) and 15th in total offense (446.7 avg.) while setting school records in every passing category. Michigan led the Big Ten in passing (270.8 avg.) for the first time since 1948 and set school marks for total yards (5,807) en route to the Big Ten title.

Malone began his years at Michigan as offensive line coach, with the Wolverines winning the 1997 national title in his first season. His offensive line allowed a conference-low 18 sacks. He would remain in that position until being promoted to offensive coordinator after the 2001 season.

Michigan had three NFL draft picks in 2001, including No. 1 picks Steve Hutchinson and Jeff Backus and second-rounder Maurice Williams. The line paved the way for RB Anthony Thomas to break all of the Wolverines' rushing yardage and touchdowns records.

Two Malone-coached players have been recognized as the Big Ten Offensive Lineman of the Year: Jon Jansen (1997) and Hutchinson (2000). Hutchinson became just the fourth player in conference history to earn All-Big Ten first team honors after all four years.

Malone arrived at Ann Arbor after spending 1996 as offensive line coach at Boston College on the staff of Head Coach Dan Henning. Prior to that season, Malone served as offensive line coach, tight ends coach, and offensive coordinator at Bowling Green from 1986-95. Before returning to his alma mater, Holy Cross, in 1985 to tutor the tight ends, Malone opened his coaching career as a graduate assistant at Arizona.

A native of Redford, Mich., Malone matriculated at The College of The Holy

Cross and started four seasons at tight end. Malone was the Crusaders' captain as a senior. He earned a degree in History from Holy Cross (1983).

Malone and his wife, Ann, have four children, Kara, Patrick, Ryan and Natalie.

PLAYING CAREER: Holy Cross, 1979-82.
COACHING CAREER: Arizona, 1983-84; Holy Cross, 1985; Bowling Green, 1986-95; Boston College, 1996; Michigan, 1997-2005; New Orleans Saints, 2006-.



Tony
ODEN
 ASSISTANT SECONDARY

Tony Oden enters his third season with the Saints, and as assistant secondary coach will assist Dennis Allen in tutoring the defensive backs.

Over the last two years, the Saints' secondary has held opponents to 200 yards passing or less 14 times, and in 2006 the club ranked third in the NFL in defending the pass. In 2007, CB Mike McKenzie had one of his finest seasons with two interception returns for touchdowns and 63 tackles, and in his first full season as a starter safety Roman Harper had four sacks and three interceptions with a touchdown return.

Oden arrived in New Orleans in 2006 after spending the past two seasons with the Houston Texans in a similar capacity. In 2004, Oden's efforts were rewarded when Houston's secondary intercepted 18 passes, with CB Dunta Robinson leading all NFL rookies with six.

Oden tutored the defensive backs in 2003 at Eastern Michigan. He worked at East Carolina prior to his two seasons at EMU, serving as outside linebackers coach in 2000, secondary coach in 2001 and safeties coach in 2002. Each year he also was an assistant with the special teams.

Prior to his stint with Eastern Michigan, Oden spent two seasons at West Point as Army's assistant secondary coach. He also led the junior varsity program in 1999 after serving as its defensive coordinator in 1998. In 1997, Oden coached wide receivers as a graduate assistant at Boston College. Oden's first college coaching job came at Millersville (Pa.), where he was an assistant secondary and special teams coach.

Oden also acquired NFL experience by twice serving as a summer coaching intern, first for Green Bay (1999) and then for Cleveland in 2001.

A two-time all-conference selection at linebacker at Baldwin-Wallace (Ohio), Oden was the Yellow Jackets captain as a senior, earning All-America recognition and Co-Defensive MVP honors.

A native of Cleveland Heights, Ohio, Oden and his wife, Amanda, have a son, Jaylen and a daughter, Ryan Alana.

PLAYING CAREER: Baldwin Wallace, 1992-95.
COACHING CAREER: Millersville, 1996; Boston College, 1997; Army, 1998-99; Green Bay Packers (summer intern), 1999; East Carolina, 2000-02; Cleveland Browns (summer intern), 2001; Eastern Michigan; 2003; Houston Texans, 2004-05; New Orleans Saints, 2006-.



Ed
ORGERON
 DEFENSIVE LINE

Saints coach Sean Payton made a key and experienced hire in the offseason when landing Ed Orgeron to tutor the defensive line. Orgeron, regarded as one of the top collegiate defensive line coaches over the last two decades, is a Louisiana native and arrives in New Orleans after a stint as the head coach at the University of Mississippi since 2004.

Orgeron enters his 25th season as a coach and first NFL coaching assignment, with the majority of his experience coming on defense.

During his time in the college ranks – including coaching stops at the University of Miami and Southern California – Orgeron has developed the skills of a long list of highly-regarded defensive linemen. At Miami from 1988-92, he coached eight All-Americans, including NFL first-round picks Cortez Kennedy, Russell Maryland and Warren Sapp. During Orgeron's tenure with the Hurricanes, Miami won the national championship in 1989 and 1991 and appeared in five New Year's Day bowl games.

He joined the USC staff as defensive line coach in 1998, was given the added responsibility of recruiting coordinator in 2001 and was promoted to assistant head coach in 2003. While with Southern California, the Trojans won national championships in 2003 and 2004. Orgeron coached one of the nation's premier defensive lines, including DE Kenechi Udeze – an All-American and first-round choice by the Minnesota Vikings in 2004 – and all Pac-10 selections Shaun Cody and Mike Patterson. In 2005, Patterson was a No. 1 pick by Philadelphia and Cody a second-round selection by Detroit.

COACHING STAFF

Prior to joining the USC staff, he was defensive line coach at Syracuse for three seasons (1995-97), and the Orange played in a bowl game each year (1996 Gator, 1996 Liberty and 1997 Fiesta). He came to Syracuse from Nicholls State, where he was the linebackers coach in 1994.

Orgeron opened his coaching career in 1984 as a graduate assistant at Northwestern (La.) State, his alma mater, and was also a graduate assistant at McNeese State (La.) in 1985, working with the defensive line at both schools. He then served as an assistant strength coach at Arkansas for two years (1986-87). Orgeron worked in private business in 1993.

A native of Galliano, La., Orgeron attended South Lafourche High School with former Saints QB Bobby Hebert, where they were teammates on the Class 4A All-State Championship team in 1977. Orgeron was a starting defensive lineman at Northwestern State for four years and served as captain as a senior. He received a degree in Liberal Arts, and was named to Northwestern State's Top 100 Players in 100 Years of Demon Football.

Orgeron and his wife, Kelly, have three sons, Tyler, and twins Parker and Cody.

PLAYING CAREER: Northwestern La. State, 1981-84.

COACHING CAREER: Northwestern (La.) State, 1984; McNeese State (La.), 1985; Arkansas, 1986-87; University of Miami, 1988-92; Nicholls State, 1994; Syracuse, 1995-97; University of Southern California, 1998-2004; University of Mississippi (head coach), 2004-2007; Saints 2008-.

COACHING ASSISTANTS/ADMINISTRATION



JOE ALLEY
Coaching Assistant



MIKE CERULLO
Coaching Assistant




CARTER SHERIDAN
Coaching Assistant




ADAM ZIMMER
Coaching Assistant



SONDRA EGAN
Administrative Asst.
to the Head Coach



PLAYERS



Andy
ALLEMAN

65

HEIGHT: 6-4 WEIGHT: 310
COLLEGE: AKRON
JOINED SAINTS: 03B-07
NFL EXPERIENCE: 2
BORN: 11/20/83

G



NFL CAREER – A strong and powerful player, Alleman's work was limited primarily to the practice field and weight room during his rookie year in New Orleans. The young offensive lineman looks to compete for playing time in his second NFL season as he continues to develop his potential.

CAREER TRANSACTIONS – Signed to three-year contract, 6/11/07; Drafted by Saints in third round (88th overall) of the 2007 NFL Draft.

2007 – Inactive for 15 games as rookie, dressed but did not see action in one.

COLLEGE – A former defensive end at Pittsburgh who moved to the offensive line after transferring to Akron and developed into a standout blocker...Started 24 games for the Zips at right guard as a junior and senior... Transferred from Pittsburgh in 2003 after he felt more suited to play the offensive line, while the Panthers' staff felt he should continue on defense...Credited with 55 key blocks as a senior, including 10 TD-producing blocks...Started 12 of 13 games at right guard and helped Zips become 31st team in NCAA history to have a 1,000-yard passer, a 1,000-yard receiver and a 1,000-yard rusher in his junior season...Sat out the 2004 season under NCAA transfer rules and took a red-shirt...Appeared in 12 games on Pittsburgh defensive line and had eight tackles as a sophomore...Played in 12 games as a true freshman, seeing action on special teams and as a reserve at defensive end.

PERSONAL – Mass Media/Communications major at Akron...Attended Washington (Massillon, Ohio) HS and named county MVP as a senior...Selected to play in Ohio East-West All-Star Game...Lettered three times in track and field and was a four-year Honor Roll student.



Chris BARCLAY 24

HEIGHT: 5-10 WEIGHT: 180
 COLLEGE: WAKE FOREST
 JOINED SAINTS: WAI-07 (TEN)
 NFL EXPERIENCE: 2
 BORN: 10/15/83

RB

NFL CAREER – A speedy and shifty runner who also has experience as a kickoff and punt returner, Barclay was claimed by the Saints off waivers from the Titans prior to the 2007 finale after playing his first four NFL regular season games for Tennessee. In five career contests, he has had one rush for three yards, caught two passes for 13 yards, returned three punts for an 11.3-yard average and averaged 21.2 yards on 19 kickoff returns. Barclay spent the spring of 2007 playing for the Berlin Thunder of NFL Europa, where he started at running back and led the league with 1,682 all-purpose yards. He first entered the NFL as an undrafted free agent signed by the Cleveland Browns in 2006.

CAREER TRANSACTIONS – Claimed by Saints off waivers from the Tennessee Titans, 12/24/07; Waived by Tennessee, 12/23/07; Signed by Tennessee from Cleveland Browns practice squad, 11/22/07; Signed to Cleveland practice squad, 9/2/07; Waived by Cleveland, 9/1/07; Allocated by Cleveland to NFL Europa, 2/6/07; Signed to Cleveland active roster from their practice squad, 12/19/06; Signed to the Cleveland practice squad, 9/3/06; Waived by Cleveland, 8/28/06; Signed by Cleveland as an undrafted rookie free agent, 5/4/06.

2007 – Spent the first 11 weeks of regular season on the Cleveland practice squad before being signed by Tennessee to active roster...Made NFL debut at Cincinnati, Nov. 25, catching a six-yard pass and returning five kickoffs for an average of 21.6 yards, including a 37-yarder...Had first career carry Dec. 2 vs. Houston, rushing for three yards...Claimed off waivers by the Saints prior to the season finale and returned five kickoffs for an average of 19.6 yards at Chicago, Dec. 30...Was the league-leader in all-purpose yards during the 10-game NFL Europa season with the Berlin Thunder. **2006** – Spent 15 weeks on the Browns practice squad...Signed to the active roster for the last two regular season games, being inactive for one and dressing but not playing in the finale at Houston.

COLLEGE – Finished his career at Wake Forest as the school's career rushing leader in seven categories, including yards rushing (4,032), scoring (240 points), rushing touchdowns (40), total touchdowns (40), all-purpose yards (4,930), 200-yard rushing games (3) and 1,000-yard seasons (3)...One of only three players in Atlantic Coast Conference history and 31 in Division I history to rush for 4,000 career yards and 40 touchdowns...Finished career as the fifth-leading rusher in ACC annals while collecting 15 career 100-yard rushing games...In 2005, named ACC Player of the Year and Offensive Player of the

Year as he rushed for 1,127 yards on 218 carries (5.2 avg.) and 10 touchdowns. Was chosen by teammates as team MVP and named first-team ACC selection...In 2004, named first-team All-ACC and earned MVP award by his teammates as he led the ACC in rushing with 1,010 yards on 243 carries (4.2 avg.) and nine touchdowns. Became the first player in school history to rush for consecutive 1,000-yard seasons...In 2003, named second-team All-ACC as he led the conference in rushing with 1,192 yards (5.1 avg.) and 12 touchdowns. His 1,192 yards were the second-best rushing season in school history...In 2002, played in all 13 games and finished with 703 yards on 144 carries (4.9 avg.) and nine touchdowns. Added 10 kickoff returns for 146 yards.

PERSONAL – Led Male Traditional (Louisville, Ky.) H.S. to the Kentucky 4A state championship as a junior and a second-place finish as a senior...An All-purpose back who had 125 carries for 935 yards and 52 receptions for 621 yards as a senior...Was a third-team all-state running back selection and also earned all-district and all-region honors...Had a 95-yard kickoff return for a touchdown in the 2001 state championship game...Finished his high school career with 2,820 yards rushing and 36 touchdowns and played in the Kentucky-Tennessee All-Star Game...Majored in Health and Exercise Science at Wake Forest...Born Christopher Barclay on Oct. 15, 1983 in Louisville, Ky.

CHRIS BARCLAY




Year	Team	RUSHING							RECEIVING				
		GP	GS	Att	Yds	Avg	Lg	TD	No	Yds	Avg	Lg	TD
2007	Tennessee	5	0	1	3	3.0	3	0	2	13	6.5	7	0
	New Orleans	1	0	0	0	0.0	0	0	0	0	0.0	0	0
NFL totals		6	0	1	3	3.0	3	0	2	13	6.5	7	0
Saints totals		1	0	0	0	0.0	0	0	0	0	0.0	0	0

ADDITIONAL STATISTICS: Special Teams Tackles — (2007, 1) **Total: 1.**

Year	Team	KICKOFF RETURNS					PUNT RETURNS					
		Att	Yds	Avg	Lg	TD	No	Yds	Avg	FC	Lg	TD
2007	Tennessee	14	304	21.7	37	0	3	34	11.3	1	19	0
	New Orleans	5	98	19.6	28	0	0	0	0.0	0	0	0
NFL totals		19	402	21.2	37	0	3	34	11.3	1	19	0
Saints totals		5	98	19.6	28	0	0	0	0.0	0	0	0

CAREER HIGHS: **Rushes** — 1, vs. Houston (12/2/07); **Rushing Yards** — 3, vs. Houston (12/2/07); **Long Rush** — 3, vs. Houston (12/2/07); **Rushing TDs** — 0; **Receptions** — 1 (2x), last vs. San Diego (12/9/07); **Receiving Yards** — 7, vs. San Diego (12/9/07); **Long Reception** — 7, vs. San Diego (12/9/07); **Receiving TDs** — 0; **Kickoff Returns** — 5 (2x), last at Chicago (12/30/07); **Kickoff Return Yards** — 108, at Cincinnati (11/25/07); **Long Kickoff Return** — 37, at Cincinnati (11/25/07); **Kickoff Returned for TD** — 0; **Punt Returns** — 3, vs. San Diego (12/9/07); **Punt Return Yards** — 34, vs. San Diego (12/9/07); **Long Punt Return** — 19, vs. San Diego (12/9/07); **Punt Returned for TD** — 0; **Special Teams Tackles** — 1, vs. Houston (12/2/07).



Drew BREES

9

HEIGHT: 6-0 WEIGHT: 209
 COLLEGE: PURDUE
 JOINED SAINTS: UFA-06 (SD)
 NFL EXPERIENCE: 8
 BORN: 1/15/79

QB

NFL CAREER – After Brees lifted the Saints to the most successful season in club history and was voted first-team All-Pro and a Pro Bowl starter in 2006, the veteran quarterback had a sparkling encore last season, twice winning NFC Player of the Week honors, establishing an NFL single-season record for completions with 440, and also setting team records for passing yards (4,423), touchdowns (28), completion percentage (67.5), games with over 250 passing yards (11) and passing attempts (652). Few players in the era of NFL free agency have made the impact that Brees has had on the Saints over the last two years. Since 2006, Brees has started all 32 games and put together a remarkable body of work in that short stint, posting the first two 4,000-yard passing seasons in team history as well as 54 touchdown passes, 20 games with at least 250 passing yards, an NFL-high 68 completions of 25 yards or more and a legion of other team records. No Saints passer approaches his two-year statistical totals. In 2006, Brees led the Saints to the NFC Championship, was selected first-team All-Pro by the Associated Press and was also honored as the co-winner of the NFL's Walter Payton Man of the Year for his on-field performance, charitable contributions and volunteer work. He signed a six-year contract with the Saints in March of 2006 as an Unrestricted Free Agent after ranking as one of the NFL's top quarterbacks over the previous two years with San Diego, departing as the Chargers' all-time leader for career completion percentage (62.2). Originally drafted by San Diego in 2001, in 2004 Brees was selected to the Pro Bowl earned a host of awards, including the Associated Press Comeback Player of the Year.

CAREER TRANSACTIONS – Signed to six-year contract with Saints, (UFA), 3/16/06; Re-signed by San Diego Chargers to one-year contract as Franchise Player, 3/4/05; Designated Franchise Player by San Diego, 2/22/05; Selected by San Diego in the second round (32nd overall) of 2001 NFL Draft.

HONORS – **2007:** NFC Offensive Player of the Week (Week 14); NFC Offensive Player of the Week (Week 8). **2006:** Pro Bowl starter; co-NFL Walter Payton Man of the Year; Associate Press All-Pro; *Pro Football Weekly*/Pro Football Writers of America All-Pro & All-NFC; *Sporting News* All-Pro; *USA Today* All-Pro; *Sports Illustrated* (Dr. Z) MVP; NFL FedEx Air Player of the Year; NFC Offensive Player of the Week (Week 14); FedEx Air Player of the Week (Week 14); FedEx Air Player of the Week (Week 12); NFC Offensive Player of the Week (Week 9); FedEx Air Player of the Week (Week 9). **2005:** Pro Bowl alternate; AFC Offensive Player of the Week (Week 4); FedEx Air NFL Player of the Week (Week 9). **2004:** Pro Bowl; Associated Press Comeback Player of the Year, CBSSportsline.com Most Improved Player; FoxSports.com Comeback Player of the Year; *Dallas Morning News* Comeback Player of the Year; *Pro Football Weekly* Most Improved Player; *Sports Illustrated* Most

Improved Player; *Football Digest* All-Pro (second-team); *College & Pro Football Newsweekly* All-Pro (second-team); AFC Player of the Week (Week 8); FedEx Air NFL Player of the Week (Week 8); FedEx Air NFL Player of the Week (Week 9).

2007 – Turned in another record-breaking effort, leading the NFL in completions (a league-record 440) and attempts (652), ranking second in yards (a career-high and club-record 4,423), third in completion percentage (67.5) and tied for sixth in touchdowns (a club-record 28)...Started all 16 games, posting final totals of 440 of 652 for 4,423 yards (67.5 percent), with 28 TDs, 18 INTs and a passer rating of 89.4 (11th in the NFL)...Threw for 250 yards or more in a club-record 11 contests, including five of over 300 yards...Average of 276.4 passing yards per game ranked second in the league, only trailing New England QB Tom Brady (300.4)...Tied for fifth in the NFL with 27 completions of 25 yards or more, giving him a league-high 68 since the start of 2006...Threw for 1,140 yards in the fourth quarter, trailing only Brady (1,212), and led the league with 119 completions...Also led the NFL with 104 completions on third down...Selected by teammates as one of the five season-long captains...Added 52 rushing yards on




WORTH NOTING

Brees had the most prolific season for a quarterback in Saints history in 2007. He set an NFL record with 440 completions, and made an assault on the team's record book by setting new marks with 4,424 yards, a 67.5 percent completion percentage, 652 attempts, 28 touchdowns and 11 games with more than 250 passing yards.

Brees also holds club records for passer rating in a season (94.9, 2006), passing yards in a game (510 vs. Cincinnati, 11/12/06), pass attempts in a game (60, at Chicago, 12/30/07), completions in a game (37, vs. Cincinnati, 11/12/06), consecutive completions (17, 12/16-12/23/07), consecutive games with 250+ passing yards (six, 10/15/06-11/26/06).

Since joining the Saints prior to the 2006 season, Brees leads the NFL with 8,841 passing yards, 1,206 attempts, 796 completions and 68 completions of 25 yards or more. Of his passes that have been completed, 433 (36 percent) have been for a first down.

23 carries with a TD...Opened at Indianapolis, Sept. 6, 28 of 41 for 192 yards with two INTs...Went 26 of 44 for 260 yards and a TD and interception at Tampa Bay, Sept. 16, including a 58-yard pass to WR David Patten...Completed passes to 10 difference receivers, finishing 29 of 45 for 225 yards, with four interceptions vs. Tennessee, Sept. 24...Threw for 252 yards, completing 29 of 47 with a pair of INTs vs. Carolina, Oct. 7. Found WR Devery Henderson on a 54-yard strike to set up a TD...Shook off sluggish, four-game start at Seattle, Oct. 14, completing 25 of 36 for 246 yards and a pair of touchdowns. Posted a passer rating of 106.9. Also converted a 4th-and-1 with a two-yard sneak...Oct. 21 vs. Atlanta, threw a pair of TDs while completing 22 of 34 for 219 yards with an INT. Added a nine-yard run on 4th-and-1...Recorded first 300-yard day of season and ninth with New Orleans at San Francisco, Oct. 28, completing 31 of 39 (79.5 pct.) for 336 yards with a season-high four touchdowns. Notched passer rating of 136.8, and for his efforts was named NFC Offensive Player of the Week...Threw for second-most yards in club history with 445 in win vs. Jacksonville, Nov. 4,

**TOP PASSING YARDAGE TOTALS SINCE 2006**

Since Brees has joined the Saints, no NFL QB has passed for more yards. He led the NFL with 4,418 in 2006 and ranked second with 4,423 last season.

Yards	QB	Team
8,841	Drew Brees	New Orleans
8,437	Peyton Manning	Indianapolis
8,335	Tom Brady	New England

TOP COMPLETION TOTALS SINCE 2006

Including an NFL-record 440 last season, Brees leads the league in completions over the last two seasons. In 2007, he shattered the completions record of 418, set by former Oakland QB Rich Gannon in 2002.

Comp.	QB	Team
796	Drew Brees	New Orleans
727	Jon Kitna	Indianapolis
717	Tom Brady	New England

MOST COMPLETIONS OF 25+ YARDS SINCE 2006

Comp.	QB	Team
68	Drew Brees	New Orleans
65	Tom Brady	New England
63	Peyton Manning	Indianapolis

MOST PASSING ATTEMPTS SINCE 2006

Att.	QB	Team
1,206	Drew Brees	New Orleans
1,157	Jon Kitna	Detroit
1,148	Brett Favre	Green Bay

giving him five of the top six totals in club history. Completed 35 of 49 with three touchdowns in leading team to fourth-straight victory. His 346 passing yards in first half are the most for a Saints passer in single half...Completed 25 of 36 for 272 yards, with a pair of TDs and two INTs vs. St. Louis, Nov. 11. Passed for 204 yards on 16 of 22 with both TDs in the game's final period...At Houston, Nov. 18, went 33 of 49 for 290 yards with a touchdown and two interceptions - both off deflected passes...Nov. 25, led Saints to first victory at Carolina since 2005 by throwing three touchdowns and running for an eight-yard TD. Completed 24 of 36 for 260 yards and an INT. Rushing touchdown was first with Saints and his first since 12/11/05...Went 17 of 23 for 179 yards and a pair of TDs vs. Tampa Bay, Dec. 2...In victory at Atlanta, Dec. 19, completed 28 of 41 for 328 yards with three touchdowns...Dec. 16 vs. Arizona posted 86.7 completion percentage (26 for 30) with 315 yards and a pair of touchdowns (19- and 32-yard strikes). Notched a passer rating of 132.6, his fourth-straight game in

! WORTHNOTING

Brees has been named the NFC Offensive Player of the Week four times with the Saints, including twice in 2007.

Over the final 10 games last season, Brees went on a torrid stretch by averaging 303 passing yards per contest, completing 69 percent of his passes and tossing 23 touchdowns coupled with only eight interceptions. He also rushed for a touchdown for the first time since 2005.

In 2006, Brees was voted to the Pro Bowl, was selected first-team All-Pro by the Associated Press and finished second in the wire service's voting for the Most Valuable Player and Offensive Player of the Year voting.

triple digits, and was named NFC Offensive Player of the Week...Finished 27 of 42 for 284 yards and an INT vs. Philadelphia, Dec. 23. Set a club record begun the week before by completing his 17th-straight pass in first quarter, breaking mark set by Archie Manning in 1979...At Chicago, Dec. 30, set club record for attempts in a game with 60, completing 35 for 320 yards and three touchdowns, with a pair of INTs. Broke NFL record for completions in a season in second quarter (418, Rich Gannon). **2006** - Top free-agent signing paid immediate dividends with honor-filled season, leading the offense and rewriting club's passing records. Completed 356 of 554 (64.3 pct.) for 4,418 yards, with 26 TDs and 11 INTs...Posted a team-record 96.2 passer rating...Yardage total led NFL... Though he went on to eclipse some of his records in 2007, set franchise marks for completions (356), completion percentage (64.3), 300-yard games (eight), 250+ yard games (nine), consecutive 300-yard performances (five), contests with a passer rating of 90 or better (11), passing yards in a game (510 vs. Cincinnati, Nov. 19) and completions in a game (37, vs. Cincinnati, Nov. 19)...Threw for more yards than any QB in NFL history with a new team (previous: QB Drew Bledsoe, 4,359, Buffalo, 2002)...Had 1,954 yards from Oct. 29-Nov. 26 (vs. Baltimore through at Atlanta), the most over a five-game span in NFL history... Threw for over 300 yards in five straight games (from Oct. 29 vs. Baltimore through Nov. 26 at Atlanta), one of only six passers in NFL record books to achieve the feat...Had streaks of 141, 136 and 102 passes without an INT... Posted a 101.1 passer rating in fourth quarter (79 of 123 for 1,164 yards, 6 TDs, 3 INT)...Ranked third in NFL in third-down passing with 99.2 rating (105 of

160, 1,371 yards, 7 TDs, 3 INT)...Had 4,033 yards in first 13 games, second-highest total in league history (Rich Gannon, Oakland, 2002, 4,205) and his 3,463 after 11 games was also second-best in NFL annals (Gannon, 2002, 3,535) ...In NFC Championship at Chicago, 1/21/07, completed 27 of 49 for 354 yards with a pair of touchdowns and an interception. His 88-yard TD to RB Reggie Bush was longest in NFC Championship Game history, and his passing yardage total was third...In Divisional Playoffs vs. Philadelphia, 1/13/07, completed 20 of 32 for 243 yards with a TD...Ended postseason 47 of 81 for 597 yards (58 pct.), with three TDs, an INT and 88.3 rating...In opener at Cleveland, Sept. 10 was 17 of 31 for 176 with a TD and interception...After rough start with a pair of early fumbles at Green Bay, Sept. 17, led comeback by completing 26 of 41 for 353 yards with two TDs and a 96.9 rating. Lone QB in club history to notch back-to-back road wins to open a season...Sept. 25 vs. Atlanta completed 20 of 28 for 191 yards in Superdome return...Had 349 yards – including a career-high 86-yard TD pass to WR Marques Colston – while completing 28 of 38 with a 110.5



WORTHNOTING

Co-winner of the 2006 NFL Walter Payton Man of the Year Award, honoring excellence on the field as well as a player's charitable work. Brees shared the award with former San Diego Chargers teammate RB LaDanian Tomlinson.

The 4,418 yards that Brees passed for in 2006 – making him the first player in club history to reach the 4,000-yard milestone – was the most in NFL history for a quarterback on a new team.

During a five-game stretch of the 2006 season, Brees threw for 1,954 yards, the most in NFL record books over that timeframe.

rating at Carolina, Oct. 1...Week Five vs. Tampa Bay, completed 11 of 17 in second half with a TD as Saints improve to 4-1...Tossed three TDs in memorable win vs. Philadelphia, Oct. 15. With the score tied and 8:26 remaining, led the Saints on a 16-play, 72-yard march to set up game-winning field goal as time expired. Completed final 10 passes, finishing 27 of 37 for 275 yards with a pair of interceptions and a 98.4 rating...Threw for 383 yards and tossed three TDs vs. Baltimore, Oct. 29, completing 24 of 45, with a trio of INTs. Yardage total at time was the second-best in team history, and he also threw a two-point conversion...Posted a 136.7 passer rating, completing 24 of 32 for 314 yards and three TDs at Tampa Bay, Nov. 5. Completed 10 of 12 in third quarter, including a 45-yard touchdown, to end the Buccaneers' comeback aspirations. Named NFC Offensive Player of the Week and FedEx Air Player of the Week...At Pittsburgh, Nov. 12, completed 31 of 47 for 398 yards and a TD, notching third-straight game with over 300 yards. Had a passer rating of 99.4...Recorded sixth-highest passing yardage day in NFL history with 510 vs. Cincinnati, Nov. 19. Completed 37 of 57, with a pair of TDs and three INTs. Yardage total shattered former club record (441, Aaron Brooks vs. Denver, Dec. 3, 2000). Completed passes to eight targets as club set record with 595 yards of total offense...Posted fifth-straight 300-yard day with 349, completing 21 of 30 with two TDs and a 131.1 rating at Atlanta, Nov. 26, capping sweep of division rival. Seventh time in 11 games he reached 300-yard milestone. Voted FedEx Air Player of the Week...Streak of 300-yard days closed vs. San Francisco, Dec. 3 in steady, mistake-free performance. Completed 17 of 28 for 186 yards, notched seventh game without INT...At

Dallas, Dec. 19, had a season-high 140.8 rating, going 24 of 38 for 384 yards and five TDs. Yardage achieved over first three quarters, as Saints held commanding lead. Tossed three TDs in third quarter while completing seven of eight for 185 yards to leave the outcome no longer in doubt. Went over 4,000 yards passing, becoming the first QB in club history to do so. Named NFC Offensive Player of the Week and FedEx Air Player of the Week...Dec. 17 vs. Washington was 21 of 38 for 207 yards with 98.2 rating. Last of seven-straight contests with rating of 90 or better...13 of 32 for 132 yards in win at NY Giants, Dec. 24...With division title locked up, only played in opening drive vs. Carolina in finale, completing four of five for 46 yards, 105.0 rating...NFC starter in Pro Bowl, completing two of seven for 23 yards before suffering a dislocated left elbow. **2005** – Named first alternate to AFC Pro Bowl squad... Had a sterling sequel to record-setting 2004 by completing 323 of 500 for 3,576 yards, with 24 TDs and 15 INTs, with 89.2 rating...Named AFC Offensive Player of the Week after 41-17 win over New England, Oct. 2, ending Patriots' NFL-record 21-game home win

SUCCESSRATE

The Saints are 9-3 (.750) in the 12 career regular-season games where Brees has posted a passer rating of 100 or above.

Date	Opponent	Rating	Result
12/10/06	at Dallas Cowboys	140.8	W, 42-17
10/28/07	at San Francisco 49ers	136.8	W, 31-10
11/5/06	at Tampa Bay Buccaneers	136.7	W, 31-14
12/16/07	vs. Arizona Cardinals	132.6	W, 31-24
11/26/06	at Atlanta Falcons	131.1	W, 31-13
12/1/07	vs. Tampa Bay Bucs	125.1	L, 23-27
11/4/07	vs. Jacksonville Jaguars	119.9	W, 41-24
12/10/07	at Atlanta Falcons	116.7	W, 34-14
10/1/06	at Carolina Panthers	110.5	L, 18-21
10/14/07	at Seattle Seahawks	106.9	W, 28-17
12/31/06	vs. Carolina Panthers	105.0	L, 21-31
11/25/07	at Carolina Panthers	103.9	W, 31-6

streak. Completed 19 of 24 for 248 yards with two TDs for rating of 137.5... Went 23 of 40 for 299 yards and a pair of TDs at Philadelphia, Oct. 23, going over 10,000 career yards... Recorded initial 300-yard passing day of season with 324 yards vs. Kansas City, Oct. 30. Tossed three TDs and posted a 95.5 rating...Completed 28 of 33 for four TDs and 339 yards in 48-10 win over Buffalo Nov. 20. His 84.8 completion percentage was second-highest in team history... Went 35 of 52 vs. Miami, Dec. 11, with 279 yards and two TDs, with a rushing touchdown...Completed 22 of 33 for 255 yards and a TD at Indianapolis, Dec. 18...Suffered torn labrum in right shoulder in second quarter of finale vs. Denver. Injured while diving for loose ball and landed on by Broncos DT Gerard Warren. **2004** – Voted to Pro Bowl for first time...Voted Comeback Player of Year by Associated Press, *Sports Illustrated* and *Dallas Morning News*...Voted Most Improved Player of Year by *Pro Football Weekly*, Pro Football Writers of America, CBSsportsline.com and FoxSports.com... Second-team All-Pro by *Pro Football Weekly*, *Football Digest* and *College & Pro Football Newsweekly*... Named AFC Offensive Player of Week after setting team record by completing 22 of 25 for 281 yards and a career-high five TDs against Oakland, Oct. 31.

Baltimore, Sept. 21...Notched first career TD catch on 21-yard reception on pass from RB LaDainian Tomlinson at Oakland, Sept. 28. Also completed 21 of 31 for 187 yards and a TD...At Jacksonville, Oct. 5, went 24 of 41 for a 296 yards and three TDs for a 105.3 rating...Did not play Weeks 9-13...Returned to lineup vs. Green Bay, Dec. 14, after being benched for five games and passed for 363 yards (28 of 48) and two TDs, including a 68-yard TD. **2002** – Started 16 games and completed 320 of 526 for 3,284 yards, with 17 TDs and 16 INTs...Had 40 completions of 20 yards or more and rushed a career-high 130 yards...Was 15 of 19 for 160 yards with two TDs at Cincinnati, Sept. 8. His .789 completion percentage was the best by a QB making first NFL start since Rob Johnson completed 20 of 24 (.833) for Jacksonville in 1997...Threw first-career INT vs. Houston Sept. 15 to end string of 66 attempts without pick to open career...Passed for 319 yards vs. Kansas City, Oct. 13 and led game-winning drive in final 2:24, completing six of seven for 71 yards, including two-yard TD...Went 29 of 50 for 336 yards vs. San Francisco, Nov. 17...Had three TD passes and 332 yards vs. Seattle, Dec. 29. **2001** – Made first NFL appearance vs. Kansas City Nov. 4, and completed 15 of 27 for 221 yards with first TD...Did not play Weeks 1-7 and 9-16.

INTER-RANKINGS

TOP 10 PASSER RATINGS IN NFL HISTORY

Rating	Quarterback
96.8	Steve Young, (T.B. 1985-86, S.F. 1987-99)
94.7	Peyton Manning (Ind., 1998-)
93.2	Kurt Warner (StL 1998-03, NYG 2004, Ariz. 2005-)
92.9	Tom Brady (N.E. (2000-)
92.3	Joe Montana (SF 1979-92, KC 93-94)
90.1	Carson Palmer (Cinc. 2003-)
89.9	Daunte Culpepper (Minn. 1999-05, Mia. 2006, Oak. 2007)
88.9	Chad Pennington (NYJ 2000-)
88.1	Marc Bulger (StL 2001-)
87.9	Drew Brees (SD 2001-05, NO 2006-)

TOP SEVEN CURRENT NFL STARTERS CAREER YARDAGE TOTALS

Yards	QB	Team
41,626	Peyton Manning	Indianapolis
26,535	Jon Kitna	Detroit
26,370	Tom Brady	New England
25,404	Donovan McNabb	Philadelphia
22,825	Jeff Garcia	Tampa Bay
22,333	Matt Hasselbeck	Seattle
21,189	Drew Brees	New Orleans

COLLEGE – Had an honor-filled career at Purdue, including being a Heisman Trophy finalist in 1999 and 2000... Won The Maxwell Award as the nation's outstanding player in 2000...Finalist for The Davey O'Brien Award as the nation's top quarterback in 1999 and 2000...Ended career as Big Ten and Purdue's all-time leader in passing yards (11,792), touchdown passes (90), total yards (12,693), completion percentage (.611), completions (1,026) and attempts (1,678)...Departed fourth in NCAA Division I history for total offense, completions and attempts...Led Boilermakers to 2000 Rose Bowl, the school's first

appearance in Pasadena since 1967...Only player in conference history to throw for more than 500 yards in a game twice...Added seven 400-yard games and 16 300-yard days...Earned Big Ten Player of Year honors in 1998 and 2000 and all-conference accolades for three-straight years (1998-2000)...As a senior was named Academic All-America Player of Year...Recipient of the school's Leonard Wilson Award for unselfishness and dedication...Fourth in Heisman Trophy balloting as a junior...First recipient of Socrates Award, recognizing the nation's finest athlete in terms of academics, athletics and community service...Purdue's Male Athlete of Year as a junior and senior...Received Big Ten Conference Medal of Honor in 2001...Chosen for school's Mortar Board in 1999...Earned degree in industrial management and manufacturing and graduated with a 3.4 GPA.

PERSONAL – Born Jan. 15, 1979 in Austin, Texas... Travelled to Okinawa with TE Billy Miller in the offseason as part of USO mission to visit troops, then visited military personnel in the Middle East before training camp...In 2007, went on a USO mission to Kuwait and the United Arab Emirates...Since his arrival, he has taken an extremely active role in the New Orleans community in the wake of Hurricane Katrina. He raised funds to benefit the NFL's Youth Education Town and to rebuild a football facility used by several area high school teams. He also renovated a transportation van for Children's Hospital, donated funds to youth and high school football programs, sponsored The Drew Brees Gridiron Classic for Pop Warner and American Youth Football teams that faced off at the Superdome during halftime of a Saints game, and holds an annual charity golf tournament through the Brees Dream Foundation that distributes money to children's causes in New Orleans and San Diego...Also holds a "Brees on the Seas" youth fishing event that takes children deep sea fishing off the Louisiana coastline with other Saints' players...Led Westlake (Austin, Texas) HS to two-year record of 28-0-1 and the State 5A title as senior...Selected as the Texas Class 5A MVP in 1996...His grandfather, Ray Akins, ranks among the all-time winningest prep football coaches in Texas...Uncle, Marty Akins, was three-year starting quarterback and All-America at Texas (1975-77)...Married to Brittany, and the couple has traveled to Africa, China, Croatia, Tahiti, Greece and went scuba diving off the Great Barrier Reef in Australia....In 2007, flew in an F/A-18 with the Blue Angels...Following 2006 season, he treated the entire offensive line to join him in Hawaii for the week at the Pro Bowl...His younger brother, Reid, was a shortstop at Baylor and played in the College World Series in 2005.

DREWBREES



PASSING

Year	Team	GP	GS	Att	Cmp	Pct	Yds	Yds/Att	TD	Int	Lg	Sk	Lst	Rating
2001	San Diego	1	0	27	15	55.6	221	8.2	1	0	40	2	12	94.8
2002	San Diego	16	16	526	320	60.8	3,284	6.2	17	16	52t	24	180	76.9
2003	San Diego	11	11	356	205	57.6	2,108	5.9	11	15	68t	21	178	67.5
2004	San Diego	15	15	400	262	65.5	3,159	7.9	27	7	79t	18	131	104.8
2005	San Diego	16	16	500	323	64.6	3,576	7.2	24	15	54	27	223	89.2
2006	New Orleans	16	16	554	356	64.3	4,418	8.0	26	11	86t	18	105	96.2
2007	New Orleans	16	16	652	440*	67.5	4,423	6.8	28	18	58	16	109	89.4
NFL totals		91	90	3,015	1,921	63.7	21,189	7.0	134	82	86t	126	938	87.9
Saints totals		32	32	1,206	796	66.0	8,841	7.3	54	29	86t	34	214	92.5

* - NFL record

Career record as starter: 47-43 (.522); 8-8 (.500) in 2002, 2-9 (.182) in 2003, 11-4 (.733) in 2004, 9-7 in 2005 (.563), 10-6 in 2006 (.625), 7-9 in 2007 (.438).

POSTSEASON

Year	Team	GP	GS	Att	Cmp	Pct	Yds	Yds/Att	TD	Int	Lg	Sk	Lst	Rating
2004	San Diego	1	1	42	31	73.8	319	7.6	2	1	44	2	11	101.2
2006	New Orleans	2	2	81	47	58.0	597	7.4	3	1	88t	6	51	88.3
Postseason		3	3	123	78	63.4	916	7.4	5	2	88t	8	62	92.7

Career postseason record as starter: 1-2 (.333); 0-1 in 2004 (.000), 1-1 in 2006 (.500).


ADDITIONAL STATISTICS: Caught 21-yard touchdown in 2003, caught 38-yard pass in 2004, caught two passes for 10 yards in 2007; Totals: 4 receptions for 69 yards with 1 TD.

RUSHING

Year	Team	Att	Yds	Avg	Lg	TD
2001	San Diego	2	18	9.0	13	0
2002	San Diego	38	130	3.4	15	1
2003	San Diego	21	84	4.0	18	0
2004	San Diego	53	85	1.6	22	2
2005	San Diego	21	49	2.3	9	1
2006	New Orleans	42	32	0.8	16	0
2007	New Orleans	23	52	2.3	9	1
NFL totals		200	450	2.3	22	5
Saints totals		65	84	1.3	16	1
Postseason		9	23	2.6	9	0

CAREER HIGHS: Attempts — 60, at Chicago (12/30/07); Completions — 37, vs. Cincinnati (11/19/06); Completion Pct. — 88.0 (22 for 25) vs. Oakland (10/31/04); Passing Yards — 510, vs. Cincinnati (11/19/06); Long Pass — 86t, at Carolina (10/1/06); Interceptions — 4, vs. Tennessee (9/24/07); Passing TDs — 5 (2x), last at Dallas (12/10/06); Passer Rating — 153.1, vs. Oakland (10/31/04); Rushes — 8, at Kansas City (11/28/04); Rushing Yards — 31, at Kansas City (12/24/05); Long Rush — 22, vs. Oakland (10/31/04); Rushing TDs — 1 (5x), last at Carolina (11/25/07).

POSTSEASON CAREER HIGHS: Attempts — 49, at Chicago (1/21/07); Completions — 31, vs. New York Jets (1/8/05); Completion Pct. — 73.8 (31 for 42) vs. New York Jets (1/8/05); Passing Yards — 354, at Chicago (1/21/07); Long Pass — 88t, at Chicago (1/21/07); Interceptions — 1 (2x), last at Chicago (1/21/07); Passing TDs — 2 (2x), last at Chicago (1/21/07); Passer Rating — 101.2, vs. New York Jets (1/8/05); Rushes — 5, vs. New York Jets (1/8/05); Rushing Yards — 17, vs. New York Jets (1/8/05); Long Rush — 8, at Chicago (1/21/07); Rushing TDs — 0.



Jammal BROWN

70


HEIGHT: 6-6 WEIGHT: 313

COLLEGE: OKLAHOMA

JOINED SAINTS: 01-05

NFL EXPERIENCE: 4

BORN: 3/30/81



NFL CAREER – The cornerstone of the Saints' offensive front, over his first four seasons the former No. 1 pick has established himself as one of the NFL's premier left tackles. Brown followed up an honor-filled 2006 season where he was voted a starter to the Pro Bowl and an All-Pro with another strong performance in 2007. Brown was part of an offensive line that allowed a league-low 16 sacks last season, despite the Saints attempting 652 passes, the most in the NFL. Selected 13th overall out of Oklahoma in 2005, Brown played right tackle as a rookie before making the transition to the left side in his second year and has started all 43 games of his career. He is known for his hard-nosed approach to the game and his ability to both open holes for the running game and serve as the chief protector of the quarterback's blind side on passing downs. In 2005, Brown was a near-unanimous choice for NFL All-Rookie squads after immediately stepping in as a starter.

CAREER TRANSACTIONS – Signed to five-year contract, 7/30/05; Drafted by Saints in first round (13th overall) of the 2005 NFL Draft.

HONORS – 2006: Pro Bowl (Starter); Associated Press All-Pro; *Pro Football Weekly*/Pro Football Writers of America All-NFL & All-NFC; *USA Today* All-Pro; *Sports Illustrated* (Dr. Z) All-Pro; **2005:** *Pro Football Weekly* All-Rookie team.

2007 – Started 15 games at LT, inactive at Houston, Nov. 18, with a strained calf that he injured the week prior...Earned game ball for his efforts vs. Atlanta, Oct. 21. **2006** – Started 15 games at LT, inactive for one contest (at Tampa Bay, Nov. 5) with an ankle injury...Opened both postseason games...Voted a starter in the Pro Bowl and All-Pro by the Associated Press. **2005** – Started 13 games at RT... Showed no rookie jitters in first NFL contest despite lining up against DE Julius Peppers in opening-day victory at Carolina, Sept. 11. Brown helped hold annual Pro Bowl pick without a sack...Sideline with ankle injury vs. Atlanta, Oct. 16, at St. Louis, Oct. 23 and at Tampa Bay, 1/1/06.

COLLEGE – Outland Trophy recipient in 2004, awarded to the nation's top offensive lineman...Three-year starter and four-year letterman at Oklahoma... Did not allow a sack in 2004, and only one in 2003...He led Oklahoma in blocking consistency for two years, and earned the highest grade among the school's blockers in 20 of his final 26 contests...As a senior, he helped the Sooners aver-

age over 462 yards of offense and led the team with 130 knockdowns...A consensus All-Big 12 pick for his last three years at right tackle.


PERSONAL – Sociology major...Father, Charles, is retired from the Army...Attended MacArthur (Lawton, Okla.) HS...Played both sides of the ball during his prep career and earned first-team All-State honors as a defensive tackle - posting nine sacks and 70 tackles as a senior...Made the permanent conversion from defensive to offensive line at Oklahoma.

JAMMAL BROWN

Games Played/Started: (2005, 13/13); (2006, 15/15); (2007, 15/15) Totals: 43/43

POSTSEASON

Games Played/Started: (2006, 2/2) Totals: 2/2

**Mark BRUNELL 11**

HEIGHT: 6-1 WEIGHT: 217
COLLEGE: WASHINGTON
JOINED SAINTS: UFA-08 (WAS)
NFL EXPERIENCE: 16
BORN: 9/17/70

QB

NFL CAREER – Signed as an unrestricted free agent in March to give the Saints experienced depth at the position, Brunell comes to New Orleans as one of the NFL's most productive quarterbacks over the past 15 seasons. The veteran left-hander enters the 2008 season ranked 25th on the league's all-time passing yardage list, having thrown for 31,826 yards (third among active QBs, trailing only the Colts' Peyton Manning and Tennessee's Kerry Collins) with 182 touchdowns and 106 interceptions over 157 career games and 150 starts. The three-time Pro Bowler – who holds the NFL single-game record for most consecutive pass completions with 22, a mark he set in 2006 – spent the first two years of his career with the Green Bay Packers. His next nine seasons came as a starter for the Jacksonville Jaguars, a role he held for nine years before spending the last four in Washington, three of them as a starter for the Redskins. In addition to completing 2,738 of 4,594 career pass attempts, he has been one of the more dangerous running quarterbacks of his era, gaining 2,433 yards on 509 carries with 15 touchdowns. Since entering the league as a fifth-round draft choice of the Packers in 1993, Brunell has led five teams to the postseason. He has started 10 career playoff contests, including two AFC Championship games, and thrown for 1,833 yards and 11 touchdowns.

CAREER TRANSACTIONS – Signed by Saints to a two-year

contract (UFA-Was), 3/17/08; Traded to Washington Redskins by Jacksonville Jaguars in exchange for Washington's third-round draft choice in the 2004 NFL Draft, 3/3/04; Traded to Jacksonville by Green Bay Packers in exchange for Jacksonville's third- and fifth-round draft choices in the 1995 NFL Draft, 4/21/95; Signed by Green Bay, 7/1/93; Selected by Green Bay in the fifth round (118th overall) of the 1993 NFL Draft.

HONORS – **2000**: Pro Bowl alternate; AFC Offensive Player of the Week (Week Nine). **1999**: Pro Bowl; AFC Offensive Player of the Week (Week 12). **1998**: Pro Bowl alternate. **1997**: Pro Bowl starter. **1996**: Pro Bowl; Pro Bowl Most Valuable Player; AFC Offensive Player of the Week (Week 13); AFC Offensive Player of the Week (Divisional Playoffs).

2007 – Inactive for first 13 games, active but did not play in final three games or the Redskins' Wild Card Playoff game. **2006** – Played in 10 games, with nine starts in third year in Washington, finishing with 1,789 passing yards, eight touchdowns, four interceptions and an 86.5 QB rating...Went 24-for-27 at Houston, Sept. 24, throwing for 261 yards and a touchdown. Set an NFL record for consecutive pass completions, connecting on first 22 attempts...Had a season-high 329 yards and three TDs as he completed 18 of 30 passes in overtime win over former team, vs. Jacksonville, Oct. 1. **2005** – Played in all 16 games for Redskins and started 15, leading Washington to playoffs...Completed 262 of 454 passes for 3,050 yards with 23 TDs and 10 interceptions... Tied career-high with 53 attempts at Denver, Oct. 9, completing 30 for 332 yards and two touchdowns...Threw three TDs and passed for 331 yards at Kansas City, Oct. 16...Went 12-for-20 for 163 yards and tied a career-best with four touchdowns vs. Dallas, Dec. 18...Started both playoff games, posting 283 yards on 29-of-52 passing with a touchdown and an INT. **2004** – In his first season in Washington, started the first nine games and completed 118 of 237 for 1,194 yards, with seven touchdowns and six interceptions...Threw for 325 yards and a pair of TDs vs. Dallas, Sept. 27. **2003** – Started the first three games in final year in Jacksonville, throwing for 484 yards and two scores with no interceptions...At Carolina, Sept. 7, he played in his 120th career game and completed 23-of-27 passes for 272 yards, two touchdowns and no interceptions...Left the game at Indianapolis, Sept. 21, with an elbow injury, proving to be final game of nine-year Jaguars career. **2002** – Started first 15 games and ranked seventh in AFC with an 85.7 passer rating...Completed 245-of-416 passes for 2,788 yards and 17 touchdowns with seven INTs...Posted a season-best 320 yards at Kansas City, Sept. 29, completing 25 of 36 with two touchdowns... Missed finale with pulled hamstring. **2001** – Started 15 games and finished fourth in AFC with an 84.1 rating and was named first alternate to the Pro Bowl...Threw for 3,309 yards (third most of career, sixth in AFC), 19 touchdowns and 13 interceptions...Completed 289-of-473 passes and ran 39 times for 224 yards (third on squad) and a TD...Despite missing nearly two full games, ranked 11th in the NFL in passing yards, 12th in average gain per pass, 15th in attempts, 13th in completions, tied for ninth in completion percentage, 11th in touchdowns and had two 300-yard passing games. **2000** – Started all 16 games for Jaguars and put up numbers that were the second-highest of his career for passing yards (3,640),

attempts (512) and completions (311)...Tied his 1998 team record with 20 TD passes and ranked 10th in NFL with an 84.0 passer rating...Earned AFC Offensive Player of the Week honors at Dallas, Oct. 29, completing 20-of-24 passes (83.3%) for 231 yards and three TDs for a 146.4 rating. **1999** – Started the first 15 games and ranked 11th in NFL with a 82.0 passer rating, earning third Pro Bowl berth in four years as he led the Jaguars to a 14-2 record and an AFC Central Division title...Completed 259-of-441 for 3,060 yards, 14 touchdowns and nine interceptions...Started two postseason games, including an appearance in the AFC Championship, completing 24-of-47 for 331 yards and three touchdowns and two interceptions. **1998** – Started 13 games, missing the final three contests before returning for both postseason contests...Led Jacksonville to their first division crown and an 11-5 record...Completed 208-of-354 for 2,601 yards and 20 scores and nine interceptions...Started both postseason games and completed 26-of-65 for 317 yards and four TDs. **1997** – Named AFC's starter in Pro Bowl after leading the AFC and finishing third in NFL with a 91.2 rating...Completed 264-of-435 passes for 3,281 yards, 18 touchdowns and seven interceptions as he started all 14 games he played in. **1996** – Had the sixth-most prolific season by a quarterback in NFL history as he led all players at his position in passing yards (4,367) and rushing yards (396), becoming the first quarterback since Baltimore's Johnny Unitas in 1963 to lead the league in both categories...Completed 353-of-557 passes with 19 touchdowns and 20 interceptions...Put up only two 400-yard passing days of his career, including a career-

third QB for 15 games and was back-up in season finale.

COLLEGE – Played in four bowl games during his career (three Rose Bowls and one Freedom Bowl) at Washington, completing 301 of 563 passes for 4,008 yards with 28 touchdowns and 17 interceptions while rushing for 758 yards...Earned second-team All-Pac 10 honors in 1990 and 1992...Had a string of 128 consecutive pass attempts without an interception in 1990...Named the Most Valuable Player of the 1991 Rose Bowl after passing for two touchdowns and rushing for two...Graduated in 1992 with a degree in history.

PERSONAL – Born Mark Allen Brunell in Los Angeles, Calif.... Married to Stacy with a daughter, Caitlin, and three sons, Jacob, Joseph and Luke...A three-year letterman at quarterback and free safety at St. Joseph (Santa Maria, Calif.) HS, where his father was the athletic director...A four-time all-league pick in baseball, he was drafted by baseball's Atlanta Braves in the 44th round in 1992...Mark and his wife operate the Brunell Family Foundation, committed to enriching the lives of children who face chronic or life-threatening illnesses...Named the Byron "Whizzer" White Award recipient in 2002 by the NFLPA for his commitment to community causes...Is involved in many community outreach initiatives, including STARBRIGHT World at Wolfson's Children's Hospital, Dreams Come True, Family First All-Pro Dad, Basket of Hope, Caps for Kids and the Ronald McDonald House.

! WORTHNOTING

Entering his 16th season, Brunell was signed in the offseason to provide experienced, proven depth behind starting QB Drew Brees.

Has started 150 of the 157 games he has played in his career, and ranks third among active quarterbacks with 31,826 yards passing. The three-time Pro Bowl selection has thrown for 182 touchdowns and added 2,433 yards rushing and 15 TDs.

In 2006, set the NFL single-game record for consecutive completions with 22.

In 1996, became the first quarterback since Baltimore's Johnny Unitas in 1963 to lead the league at his position in passing yards (4,367) and rushing yards (396).

best 432 yards on 23-of-39 passing with three touchdowns at New England, Sept. 22...Led second-year expansion Jaguars to a 9-7 record and an AFC Wild Card playoff berth...Started all three playoff games, including AFC Championship at New England...Passed for 674 yards in postseason on 56-of-100 passing with three touchdowns. **1995** – Starting quarterback for Jaguars in their inaugural season, becoming highest-rated passer in expansion team history...Started 13 games and completed 201-of-346 for 2,168 yards with 15 touchdowns and seven INTs...Rushed for 480 yards and had two 300-yard passing games. **1994** – Served as Brett Favre's backup for Packers and saw action in two games, completing 12-of-27 passes for 95 yards...Scored first NFL touchdown on a five-yard run vs. Minnesota, Oct. 20. **1993** – Did not see any action as a rookie, and was

MARKBRUNELL



PASSING

Year	Team	GP	GS	Att	Cmp	Pct	Yds	Yds/Att	TD	Int	Lg	Sk	Lst	Rating
1993	Green Bay	0	0	0	0	0.0	0	0.0	0	0	0	0	0	0.0
1994	Green Bay	2	0	27	12	44.4	95	3.5	0	0	25	2	16	53.8
1995	Jacksonville	13	10	346	201	58.1	2,168	6.3	15	7	45	39	238	82.6
1996	Jacksonville	16	16	557	353	63.4	4,367	7.8	19	20	62	50	257	84.0
1997	Jacksonville	14	14	435	264	60.7	3,281	7.5	18	7	75	33	189	91.2
1998	Jacksonville	13	13	354	208	58.8	2,601	7.4	20	9	78t	28	172	89.9
1999	Jacksonville	15	15	441	259	58.7	3,060	6.9	14	9	62	29	174	82.0
2000	Jacksonville	16	16	512	311	60.7	3,640	7.1	20	14	67t	54	289	84.0
2001	Jacksonville	15	15	473	289	61.1	3,309	7.0	19	13	44	57	387	84.1
2002	Jacksonville	15	15	416	245	58.9	2,788	6.7	17	7	79t	34	210	85.7
2003	Jacksonville	3	3	82	54	65.9	484	5.9	2	0	65t	9	46	89.7
2004	Washington	9	9	237	118	49.8	1,194	5.0	7	6	49	15	105	63.9
2005	Washington	16	15	454	262	57.7	3,050	6.7	23	10	78t	27	213	85.9
2006	Washington	10	9	260	162	62.3	1,789	6.9	8	4	74	12	92	86.5
2007	Washington	0	0	0	0	0.0	0	0.0	0	0	0	0	0	0.0
NFL totals		157	150	4,594	2,738	59.6	31,826	6.9	182	106	79t	389	2,388	84.2

Career record as starter: 78-72 (.520); 3-7 (.300) in 1995, 9-7 (.563) in 1996, 9-5 (.643) in 1997, 9-4 (.692) in 1998, 13-2 (.867) in 1999, 7-9 (.438) in 2000, 6-9 (.400) in 2001, 6-9 (.400) in 2002, 0-3 (.000) in 2003, 3-6 (.333) in 2004, 9-6 (.600) in 2005, 3-6 (.333) in 2006.

MARK BRUNELL (cont.)



POSTSEASON

Year	Team	GP	GS	Att	Cmp	Pct	Yds	Yds/Att	TD	Int	Lg	Sk	Lst	Rating
1994	Green Bay	1	0	11	3	27.3	25	2.3	0	0	25	0	0	39.6
1996	Jacksonville	3	3	100	56	56.0	674	6.7	3	4	47	5	21	70.2
1997	Jacksonville	1	1	32	18	56.3	203	6.3	0	1	37	3	16	62.4
1998	Jacksonville	2	2	65	26	40.0	317	4.9	4	3	52	2	13	57.0
1999	Jacksonville	2	2	47	24	51.1	331	7.0	3	2	41	5	24	77.5
2005	Washington	2	2	52	29	55.8	283	5.4	1	1	52	4	28	69.6
NFL totals		11	10	307	156	50.8	1,833	6.0	11	11	52t	19	102	65.6

Career postseason record as starter: 5-5 (.500); 2-1 (.667) in 1996, 0-1 (.000) in 1997, 1-1 (.500) in 1998, 1-1 (.500) in 1999, 1-1 (.500) in 2005.

RUSHING


Year	Team	Att	Yds	Avg	Lg	TD
1994	Green Bay	6	7	1.2	5t	1
1995	Jacksonville	67	480	7.2	27t	4
1996	Jacksonville	80	396	5.0	33	3
1997	Jacksonville	48	257	5.4	15	2
1998	Jacksonville	49	192	3.9	18	0
1999	Jacksonville	47	208	4.4	15	1
2000	Jacksonville	48	236	4.9	16	2
2001	Jacksonville	39	224	5.7	38	0
2002	Jacksonville	43	207	4.8	27	0
2003	Jacksonville	8	19	2.4	12	1
2004	Washington	19	62	3.3	21	0
2005	Washington	42	111	2.6	25	0
2006	Washington	13	34	2.6	12	0
NFL totals		509	2,433	4.8	38	15

POSTSEASON

Year	Team	Att	Yds	Avg	Lg	TD
1994	Green Bay	4	26	6.5	11	0
1996	Jacksonville	16	87	5.4	29	0
1997	Jacksonville	3	4	1.3	5	0
1998	Jacksonville	6	7	1.2	7	0
1999	Jacksonville	2	5	2.5	6	0
2005	Washington	8	18	2.3	9	0
NFL totals		39	147	3.8	29	0

CAREER HIGHS: Attempts — 53, at Denver (10/9/05); Completions — 37, at St. Louis (10/20/96); Completion Pct. — 88.9 (24 for 27), at Houston (9/24/06); Passing Yards — 432, at New England (9/22/96); Long Pass — 79t, last at Kansas City (9/15/02); Interceptions — 5, at St. Louis (10/20/95); Passing TDs — 4 (2x), last vs. Dallas (12/28/05); Passer Rating — 147.9, vs. San Francisco (10/23/05); Rushes — 11, at Cleveland (10/22/95); Rushing Yards — 63, at N.Y. Giants (11/3/02); Long Rush — 38, at Baltimore (10/28/01); Rushing TDs — 1 (15x), last vs. Buffalo (9/14/03).

POSTSEASON CAREER HIGHS: Attempts — 38 (2x), last vs. Tennessee (1/23/00); Completions — 20, at New England (1/12/97); Completion Pct. — 62.1 (18 for 29) at Denver (1/4/97); Passing Yards — 245, at Denver (1/4/97); Long Pass — 52 (2x), last at Seattle (1/14/06); Interceptions — 3, at N.Y. Jets (1/10/99); Passing TDs — 3, at N.Y. Jets (1/10/99); Passer Rating — 136.6, vs. Miami (1/15/00); Rushes — 7, at Denver (1/4/97); Rushing Yards — 44, at Denver (1/4/97); Long Rush — 29, at Denver (1/4/97); Rushing TDs — 0.



Josh BULLOCKS 29

HEIGHT: 6-1 WEIGHT: 207
 COLLEGE: NEBRASKA
 JOINED SAINTS: D2-05
 NFL EXPERIENCE: 4
 BORN: 2/28/83

S

NFL CAREER — Bullocks has quickly become an established veteran since being selected in the second round in 2005, starting 43 games — all but the first three contests of his rookie year — over the last three seasons. Each of the last two years the free safety has ranked third on the team in tackles, including posting a career-high 96 stops in 2007. Last season he also showed up all over the defensive stat sheet, adding a sack, a pair of interceptions, seven pass defenses, two forced fumbles and also blocked a field goal. It was the second-straight year that Bullocks has blocked a field goal. Inactive for two games last season with a strained quadriceps, he started all 16 games in 2006 and opened the final 13 of 2005 when Bullocks was hurried into action as a rookie after injuries at the position. Providing speed and instincts to the deepest reaches of the secondary, he has five interceptions in his career and 261 tackles (172 solo).

CAREER TRANSACTIONS — Signed to a four-year contract, 7/28/05; Drafted by the Saints in second round (40th overall) of 2005 NFL Draft.

2007 — Started 14 games at free safety, on inactive list for two with strained quadriceps...Tied for third on the club with fellow S Roman Harper with 96 tackles, and had 35 solo stops...Eight tackles at Tampa Bay, Sept. 16, tied for team-lead, including a stop for a four-yard loss...Notched 11 stops and two pass defenses vs. Tennessee, Sept. 24...At Seattle, Oct. 14, recorded a season-high 13 tackles (seven solo), had an interception in the red zone to stop a scoring drive

2007 GAME BY GAME

Date	Opp.	DEFENSE		SOLO	AST	TOT	SACK/YDS	INT/YDS	PD	FF	FR
		GP	ST								
9/6	@ IND	X	X	2	2	4	0 0	0 0	0	0	0
9/16	@ TB	X	X	5	3	8	0 0	0 0	0	0	0
9/24	TEN	X	X	7	4	11	0 0	0 0	2	0	0
10/7	CAR	X	X	2	2	4	0 0	0 0	1	0	0
10/14	@ SEA	X	X	7	6	13	0 0	1 6	0	0	0
10/21	ATL	X	X	3	1	4	0 0	0 0	1	0	0
10/28	@ SF	X	X	3	3	6	0 0	0 0	1	1	0
11/4	JAX	X	X	7	2	9	0 0	0 0	0	0	0
11/11	STL	X	X	5	3	8	1 7	0 0	0	0	0
11/18	@ HOU	X	X	4	1	5	0 0	0 0	1	0	0
11/25	@ CAR	X	X	6	1	7	0 0	1 0	1	0	0
12/2	TB	X	X	8	5	13	0 0	0 0	0	0	0
12/10	@ ATL	Inactive									
12/16	ARZ	Inactive									
12/23	PHI	X	X	1	1	2	0 0	0 0	0	1	0
12/30	@ CHI	X	X	1	1	2	0 0	0 0	0	0	0
2007 Season		14	14	61	35	96	1 7	2 6	7	2	0

and blocked a 44-yard FG attempt in the second quarter...Earned a defensive game ball vs. Atlanta, Oct. 21, with four tackles, a pass defense and several QB pressures on blitzes...Notched first career sack vs. St. Louis, Nov. 11, along with eight stops...Had an interception that led to a field goal and tied for the team-high with seven tackles at Carolina, Nov. 25...Equaled season-high with 13 stops vs. Tampa Bay, Dec. 2. **2006** – Started all 16 games at free safety and led secondary with 95 tackles, and finished tied for team lead with two interceptions. His 10 pass defenses were tied for third on the club...In NFC Championship at Chicago, posted 11 tackles (seven solo)...Led the team with three pass defenses and added five stops vs. Philadelphia in NFC Divisional Playoffs vs. Philadelphia...Had eight tackles (six solo) and an interception with a 14-yard return at Cleveland, Sept. 10...Sept. 25 vs. Atlanta, blocked field goal before halftime that led to a quick Saints' field goal that pushed New Orleans ahead 20-3. Added five stops and a pass defense...Recorded a career-high 15 tackles (12 solo) vs. Tampa Bay, Oct. 8...Posted 10 stops vs. Baltimore, Oct. 29...Had a pair of tackles and an interception vs. San Francisco, Dec. 3...Notched 10 stops (seven solo), a pair of pass defenses and a forced fumble vs. Washington, Dec. 17. **2005** – After playing primarily on special teams in first two games, Bullocks took over at free safety at Minnesota, Sept. 25, after Jay Bellamy suffered season-ending shoulder injury...Appeared in 16 games, starting the final 13...Recorded 70 tackles (51 solo), an interception, six pass defenses and six special teams tackles...Had five tackles (three solo), first career interception (51-yard return), vs. Atlanta, Oct. 16.

! WORTHNOTING

Over the last three years, the 2005 second-round pick has been among the club's top contributors on defense, starting all 43 contests since taking over at free safety three games into his career.

Posted a career-best 96 tackles last season to tie for third on the team and also was listed in almost every other defensive category with two interceptions, a pair of forced fumbles, a sack and seven pass defenses.


Also a top special teams performer, blocking a pair of field goals over the last two years.

COLLEGE – Had a standout junior season at Nebraska, when he had 63 tackles (43 solo), two interceptions and seven pass defenses to earn second-team All-Big 12 honors...Started 28 of 36 games and posted 160 stops (92 solo), a fumble recovery, a forced fumble and 17 pass deflections...Earned All-American honors from The Sporting News and a semifinalist for the Jim Thorpe Award in 2003...Set school and Big 12 season records with 10 interceptions and added 154 yards in returns. Also had 49 tackles (23 solos)...Departed ranked second in career interceptions at the school. Redshirted as a true freshman in 2001.

PERSONAL – Twin brother, Daniel, started alongside Josh as a strong safety at Nebraska and was drafted by Detroit in 2005...Josh is the younger by one minute...The two are cousins of former U.S. Olympic gold medalist Evelyn

Ashford...Attended Hixson (Chattanooga, Tenn.) HS...In high school, Josh took handoffs from his brother as running back and played cornerback...He rushed 99 times for 683 yards and eight TDs as a senior, with seven receptions for 212 yards and four TDs....Sociology major...Born 2/28/83 in Chattanooga, Tenn.

JOSH BULLOCKS



Year	Team	TACKLES						INTERCEPTIONS					FUMBLES			
		GP	GS	Tot	Solo	Asst	Sk	Yds	No	Yds	Lg	TD	PD	FF	FR	Yds
2005	New Orleans	16	13	70	51	19	0.0	0.0	1	51	51	0	6	0	0	0
2006	New Orleans	16	16	95	60	35	0.0	0.0	2	14	14	0	10	1	0	0
2007	New Orleans	14	14	96	61	35	1.0	7.0	2	6	6	0	7	2	0	0
NFL Totals		46	43	261	172	89	1.0	7.0	5	71	51	0	23	3	0	0


ADDITIONAL STATISTICS: Special Teams Tackles — (2005, 5); (2006, 1) **Total: 6;** Blocked Field Goals — (2006, 1); (2007, 1) **Total: 2**

CAREER HIGHS: Tackles — 15, vs. Tampa Bay (10/8/06); Sacks — 1, vs. St. Louis (11/11/07); Interceptions — 1, (5x) last at Carolina (11/25/07); Int. Ret for TD — 0; Passes Defensed — 2 (2x), last vs. Tennessee (9/24/07); Forced Fumbles — 1 (3x), last vs. Philadelphia (12/23/07); Fumble Recoveries — 0.

Year	Team	TACKLES						INTERCEPTIONS					FUMBLES			
		GP	GS	Tot	Solo	Asst	Sk	Yds	No	Yds	Lg	TD	PD	FF	FR	Yds
2006	New Orleans	2	2	16	10	6	0.0	0.0	0	0	0	0	3	0	0	0
NFL Totals		2	2	16	10	6	0.0	0.0	0	0	0	0	3	0	0	0

ADDITIONAL STATISTICS: Special Teams Tackles — (2006, 1) **Total: 1**

POSTSEASON CAREER HIGHS: Tackles — 13, at Chicago (1/21/07); Sacks — 0; Interceptions — 0; Passes Defensed — 3, vs. Philadelphia (1/13/07); Forced Fumbles — 0; Fumble Recoveries — 0.



Reggie BUSH

25

HEIGHT: 6-0 WEIGHT: 203
 COLLEGE: SOUTHERN CALIFORNIA
 JOINED SAINTS: DI-06
 NFL EXPERIENCE: 3
 BORN: 3/2/85

RB

NFL CAREER – Entering his third season, the elusive running back has needed little time to establish himself as one of the NFL's most versatile and exciting players. In his brief career, the multitalented Bush has posted 2,533 total yards – 1,146 rushing, 1,159 receiving and 228 on punt returns. Of his 15 touchdowns, he has rushed for 10, caught four and returned a punt for another. He has also added three two-point conversions. Despite being forced to miss the final four games of 2007 with a knee injury, in NFL history only teammate Marques Colston has caught more passes in his first two seasons than Bush's 161 (73 last season, 88 as a rookie). He led New Orleans in rushing last year with 581 yards and accounted for 56 first downs (32 rushing, 24 receiving). Before suffering the knee injury in 2007, Bush had 848 yards of offense in the nine games where he

was the full-time starter at running back. Since arriving in New Orleans, he has set an NFL record for catches by a rookie running back (88) and set an NFL post-season record for the longest play from scrimmage with an 88-yard touchdown catch-and-run vs. Chicago in the 2006 NFC Championship Game. Bush has also set or equaled club single-game records for touchdowns (four, tied), rushing TDs (three, tied) and receiving yards by a running back (131). Drafted second overall in 2006, he was the only player in the NFL in his first season to score touchdowns running, receiving and on a punt return.

! WORTHNOTING

Despite missing the last four games, Bush led New Orleans in rushing in 2007 with 581 yards after leading the Saints in receptions as a rookie with 88 catches.

Bush is the lone player in franchise history to score touchdowns rushing (10), receiving (4) and on a punt return (1).

In NFL history, only teammate Marques Colston (168) has more receptions in his first two seasons than the 161 that Bush has accumulated since being drafted in 2006.

Has moved the chains for 115 first downs in 28 NFL games he has played since joining the Saints.

Bush has 56 receptions on third down in his career, including an NFL-leading 33 as a rookie.

Set an NFL rookie record for running backs with 88 receptions in 2006, also a club record for rookies and for a running back.

CAREER TRANSACTIONS – Signed to a six-year contract, 8/1/06; Drafted in the first round (second overall) of the 2006 NFL Draft.

HONORS – 2006: Pro Football Weekly/PFWA All-Rookie Team; NFL Offensive Rookie of the Month (December); NFC Offensive Player of the Week (Week 13); NFC Special Teams Player of the Week (Week Five), NFL Diet Pepsi Rookie of the Week (Week 1).

2007 – Played in 12 games with 10 starts, inactive for the final four games with a knee injury...Rushed for a team-high 581 yards on 157 carries (3.7 avg.) and four TDs and finished second on the club with 73 catches for 417 yards (5.7 avg.) and two touchdowns...Also returned three punts for 12 yards, with a long of 10...Split time at running back in opener at Indianapolis, Sept. 6, recording 38 yards on 12 carries and catching four passes for seven yards...Started at Tampa Bay, Sept. 16, and had six catches for 43 yards and 27 yards on 10 carries...Turned in second multi-TD game of his career with a pair of one-yard rushing touchdowns vs. Tennessee, Sept. 24. Notched seven rushes for 15 yards and added six catches for 20 yards. An 11-yard reception in the third quarter was the 100th of his career in his 19th game, making him the second-fastest to 100 behind Arizona WR Anquan Boldin...In first start as team's featured back following season-ending injury to Deuce McAllister the week before, set career-high for attempts with 21 for 67 yards and added nine catches for 52 yards vs. Carolina, Oct. 7...At Seattle, Oct. 14, Rushed for season-high 97 yards on 19 carries (5.1 avg.) - including a season-long 22-yard burst - and caught six passes

for 44 yards in Saints' first victory of the season...Oct. 21 vs. Atlanta had 54 yards on 17 carries and added 19 yards on five catches. Scored the go-ahead touchdown by powering through a Falcons defender after hauling in a four-yard screen pass and followed moments later by going around the end for the two-point conversion...At San Francisco, Oct. 28, rushed for 64 yards on 10 carries and caught seven passes for 49 yards...Posted third multi-TD game of his career vs. Jacksonville, Nov. 4, rushing for 72 yards on 17 attempts with a one-yard TD and catching seven passes for 43 yards and a two-yard touchdown in

CAREER GAME BY GAME

2006	RUSHING						RECEIVING						PUNT RETURNS			
	GP	ST	ATT	YDS	AVG	LG TD	GP	ST	REC	YDS	AVG	LG TD	NO	YDS	AVG	LG TD
9/10 @ CLE	X		15	67	4.5	18 0	X		7	52	7.4	14 0	3	22	7.3	13 0
9/17 @ GB	X	X	6	5	0.8	6 0	X	X	8	68	8.5	23 0	4	36	9.0	14 0
9/25 ATL	X		13	53	4.1	13 0	X		4	19	4.8	9 0	0	0	--	-- 0
10/1 @ CAR	X		11	22	2.0	5 0	X		4	48	12.0	32 0	2	-1	-1.0	3 0
10/8 TB	X		9	23	2.6	10 0	X		11	63	5.7	10 0	3	75	25.0	65t 1
10/15 PHI	X		11	25	2.3	7 0	X		4	35	8.8	14 0	3	29	9.7	20 0
10/29 BAL	X		5	16	3.2	11 0	X		4	5	1.3	5 0	0	0	0	0 0
11/5 @ TB	X	X	11	-5	-0.5	3 0	X	X	4	22	5.5	9 0	2	20	10.0	20 0
11/12 @ PIT	X		10	49	4.9	15t 1	X		7	40	5.7	13 0	1	7	7.0	7 0
11/19 CIN	X	X	13	51	3.9	8 0	X	X	8	58	7.3	13 0	2	7	3.5	8 0
11/26 @ ATL	X		5	24	4.8	12 0	X		3	21	7.0	13 0	1	-1	-1.0	-1 0
12/3 SF	X	X	10	37	3.7	10 3	X	X	9	131	14.6	74 1	1	4	4.0	4 0
12/10 @ DAL	X		6	37	6.2	16 0	X		6	125	20.8	61t 1	1	-2	-2.0	-2 0
12/17 WAS	X	X	7	14	2.0	9 0	X	X	5	19	3.8	15 0	2	13	6.5	11 0
12/24 @ NYG	X	X	20	126	6.3	18 1	X	X	2	23	11.5	15 0	3	7	2.3	3 0
12/31 CAR	X	X	3	20	6.7	12 1	X	X	2	13	6.5	7 0	0	0	0	0 0
2006 Season	16	7	155	565	3.6	18 6	16	7	88	742	8.4	74 2	28	216	7.7	65t 1

2007	GP	ST	ATT	YDS	AVG	LG TD	REC	YDS	AVG	LG TD	NO	YDS	AVG	LG TD
9/6 @ IND	X		12	38	3.2	9 0	4	7	1.8	7 0	1	2	2.0	2 0
9/16 @ TB	X	X	10	27	2.7	10 0	6	43	7.2	11 0	0	0	0.0	0 0
9/24 TEN	X	X	7	15	2.1	6 2	6	20	3.3	11 0	1	10	10.0	10 0
10/7 CAR	X	X	21	67	3.2	13 0	9	52	5.8	12 0	0	0	0.0	0 0
10/14 @ SEA	X	X	19	97	5.1	22 0	6	44	7.3	17 0	0	0	0.0	0 0
10/21 ATL	X	X	17	54	3.2	9 0	5	19	3.8	8 1	0	0	0.0	0 0
10/28 @ SF	X	X	10	64	6.4	20 0	7	49	7.0	25 0	0	0	0.0	0 0
11/4 JAX	X	X	17	72	4.2	12 1	7	43	6.1	18 1	1	0	0.0	0 0
11/11 STL	X	X	7	17	2.4	7 1	5	27	5.4	13 0	0	0	0.0	0 0
11/18 @ HOU	X	X	15	34	2.3	11 0	12	70	5.8	11 0	0	0	0.0	0 0
11/25 @ CAR	X		9	32	3.6	7 0	3	30	10.0	15 0	0	0	0.0	0 0
12/2 TB	X	X	13	64	4.9	14 0	3	13	4.3	13 0	0	0	0.0	0 0
12/10 @ ATL	Inactive						Inactive				Inactive			
12/16 ARZ	Inactive						Inactive				Inactive			
12/23 PHI	Inactive						Inactive				Inactive			
12/30 @ CHI	Inactive						Inactive				Inactive			
2007 Season	12	10	157	581	3.7	22 4	73	417	5.7	25 2	3	12	4.0	10 0

victory...Had seven carries for 17 yards – including a seven-yard touchdown burst – and five catches for 27 yards vs. St. Louis, Nov. 11. Set a club record and tied an NFL record with a pair of two-point conversions, both on runs in the fourth quarter...At Houston, Nov. 18, set a career-high with 12 catches for 70 yards and added 15 carries for 34 yards. In addition, his 12 grabs were the second-most in team history by a running back (FB Tony Galbreath, 14 at Green Bay, 9/10/78)...Saw limited action at Carolina, Nov. 25 due to bruised shin, gaining 32 yards on nine carries and adding 30 yards on three catches...Gained 64 yards on 13 attempts and caught three passes for 13 yards vs. Tampa Bay, Dec. 2...Inactive for final four contests with knee injury. **2006** – Played in all 16 games, starting eight, including one at wide receiver where he opened in the

CAREERSNAPSHOTS

NOV. 4, 2007 VS. JACKSONVILLE JAGUARS

Bush had 115 total yards – 72 rushing on 17 attempts and 43 yards on seven grabs – in the victory. He scored a pair of TDs in the first quarter, on a one-yard run and a two-yard reception. It was the third multi-touchdown game of his career.

OCT. 28, 2007 AT SAN FRANCISCO 49ERS

Including averaging 6.4 yards per rush, Bush had 113 total yards (64 rushing on 10 carries, 49 receiving on seven grabs). He had a 20-yard run and a 25-yard burst off a swing pass.

OCT. 21, 2007 VS. ATLANTA FALCONS

Bush made a pair of memorable plays: After initially being stopped, he ran through a defender for a four-yard catch and run for a touchdown on the left sideline to give the Saints the lead with 5:11 remaining. Moments later, Bush added a two-point conversion on a burst around a handful of defenders on the right sideline.

OCT. 14, 2007 AT SEATTLE SEAHAWKS

Bush rushed for a season-high 97 yards – the second-highest rushing total of his career – on 21 carries and hauled in six passes for 44 yards.

SEPT. 24, 2007 VS. TENNESSEE TITANS

He posted his second career multi-touchdown game with two rushing TDs. Also had six grabs for 20 yards, with an 11-yard catch in the third quarter giving him 100 for his career. He reached the milestone in 19 games, the second-fastest pace to 100 in NFL history.

JAN. 21, 2007 AT CHICAGO BEARS

Bush caught a over-the-shoulder pass on the left sideline, cut across the field and turned it into an 88-yard TD. The play is the longest in NFC Championship Game history.

DEC. 24, 2006 AT NEW YORK GIANTS

With 126 yards and a TD on 20 carries, he reached the 100-yard rushing milestone for the first time. He had 80 yards in the second quarter.

DEC. 17, 2006 VS. WASHINGTON REDSKINS

With five grabs, Bush set an NFL record for catches by a rookie running back. He had 84 for 706 yards at that point in the season, breaking the record held by FB Earl Cooper, who had 83 for the 49ers in 1983.

DEC. 10, 2006 AT DALLAS COWBOYS

Bush had six receptions for 125 yards (20.8 avg.), including a weaving, 61-yard catch-and-run for a touchdown. It was his second-straight 100-yard receiving day.

DEC. 3, 2006 VS. SAN FRANCISCO 49ERS

With his biggest game to date, Bush tied a team record with four TDs – three rushing and one receiving. He had nine catches for a career-best 131 yards, including a 74-yard burst off a short screen pass.

NOV. 12, 2006 AT PITTSBURGH STEELERS

A 15-yard dash off a double-reverse gave Bush his first TD from scrimmage, where he went down the sideline, leapt over a defender and flipped into the end zone.

OCT. 8, 2006 VS. TAMPA BAY BUCCANEERS

Bush scored his first NFL touchdown, returning a punt 65 yards for the game-winning TD over Tampa Bay with 4:17 remaining. It came on the 100th time he touched the ball in his career – 54 rushes, 34 catches and his 12th punt return.

slot...Ranked 10th in NFL with a team-high 88 receptions - leading all rookies and second overall among running backs - for 742 yards and two touchdowns... Yardage total was second among running backs and second to teammate WR Marques Colston (1,038) among rookies...88 catches set NFL record for catches by a rookie running back (breaking mark of 83, FB Earl Cooper, San Francisco, 1980)...Led NFL with 33 receptions on third down, for 297 yards and a TD... 742 receiving yards rank third in league history for a rookie running back, trailing Miami RB Terry Kirby (874, 1993) and Washington RB Charley Taylor (814,

CENTURYMARK

RB Reggie Bush has 10 games with 100 yards combined rushing and receiving. A look back at those contests, with his rushing attempts and receptions in parentheses:

TOTAL	RUSH	REC.	OPP.	DATE
168	37 (10)	131 (9)	vs. SF	12/3/06
162	37 (6)	125 (6)	at DAL	12/10/06
149	126 (20)	23 (2)	at NYG	12/24/06
141	97 (19)	44 (6)	at SEA	10/14/07
119	67 (21)	52 (9)	vs. CAR	10/7/07
119	67 (15)	52 (7)	at CLE	9/10/06
115	72 (17)	43 (7)	vs. JAX	11/4/07
113	64 (10)	49 (7)	at SF	10/28/07
109	51 (13)	58 (8)	vs. CIN	11/19/06
104	34 (15)	70 (12)	at HOU	11/18/07

1964) - Taylor would move to WR later in his career...Ranked seventh among rookies in rushing with 565 yards on 155 carries (3.6 avg.) and six touchdowns... Added a team-leading 28 punt returns for 216 yards (7.7 avg.) and a 65-yard TD...Second on team with nine touchdowns, highest total for a Saints rookie since RB George Rogers had 13 in 1981...Nine total TDs ranked second in NFL among rookies, trailing Jacksonville RB Maurice Jones-Drew (16)...Only player in NFL to record TDs rushing, receiving and on a punt return...Had 59 first downs (27 rushing, 32 receiving), tied for 24th in league and third among rookies...Tied club TD record with four (three rushing, one receiving) vs. San Francisco, Dec. 3 and had a pair of 100-yard receiving days and reached triple digits in rushing once...Named NFL Rookie of the Month for December and claimed NFC Offensive Player of the Week in Week 13 and NFC Special Teams Player of the Week in Week 5...In NFC Championship Game at Chicago, 1/21/07, had a game-high 132 yards on seven catches, including an 88-yard touchdown reception that was the longest play in NFC Championship Game history. All but two of his catches came in the second half...In the NFC Divisional Playoffs vs. Philadelphia, recorded 52 yards on 12 attempts and had a four-yard TD in the second quarter. Also had three catches for 22 yards and returned a trio of punts for 21 yards...In NFL debut at Cleveland, Sept. 10, recorded 15 carries for 67 yards, added seven receptions for 52 yards and three punt returns for 22 yards...Started first NFL contest at RB at Green Bay, Sept. 17, and had eight receptions for 68 yards and four punt returns for 36 yards...Saw action at RB vs. Atlanta, Sept. 25 and posted 13 carries for 53 yards and four catches for 19 yards...At Carolina, Oct. 1, hauled in four passes for 48 yards, including 32-yard grab...Had 11 receptions for 63 yards vs. Tampa Bay, Oct. 8, but contest is remembered for game-winning, 65-yard punt return for a touchdown with 4:17

remaining for 24-21 victory. TD came on the 100th "touch" of his young career (54 rushing attempts, 34 catches, 12th punt return). Earned NFC Special Teams Player of the Week honors...Had 11 carries for 25 yards and four catches for 35 yards vs. Philadelphia, Oct. 15. Added three punt returns for 29 yards...Bottled up Oct. 29 vs. Baltimore, recording five rushes for 15 yards, four receptions for five yards and tossing an interception...At Pittsburgh, Nov. 12, had 10 carries for 49 yards, including a 15-yard TD for the first offensive touchdown of his career. Score came on a reverse, punctuated by a diving flip over a defender into the end zone...Started Nov. 19 vs. Cincinnati and posted 13 carries for 51 yards, eight receptions for 58 and a pair of punt returns for eight yards. Broke club record for receptions by a rookie (former mark: 54, shared by FB Tony Galbreath in 1976 and TE Cam Cleeland in 1998)...Dec. 3 vs. San Francisco started at RB and tied a club record (WR Joe Horn, vs. NY Giants, 12/14/03, all receiving) with four TDs. Scored three rushing (of one, eight and 10 yards) TDs and added a five-yard touchdown catch. Recorded nine grabs for 131 yards, including a 74-yard burst through a handful of defenders off a screen pass. Also tied a club record for rushing TDs in a game and was named NFC Offensive Player of the Week...At Dallas, Dec. 10, started at RB and had six carries for 37 yards, six catches for 125 yards, including a weaving 61-yard touchdown. Posted 25 rushing yards on three carries in third quarter...Had five grabs for 19 yards vs. Washington, Dec. 17, giving him 84 on year to break the NFL receptions record for a rookie running back in a season (San Francisco FB Earl Cooper, 83, 1980)...At NY Giants, Dec. 24, notched first 100-yard rushing day with 126 yards on 20 attempts, including one-yard TD. Recorded 80 yards rushing in second quarter as Saints took the lead for good. Also had a pair of receptions for 23 yards. Bush and RB Deuce McAllister (108) combined to be the third Saints duo to go over 100 yards in the same game. Bush earned NFC Offensive Player of the Week honors...Started and played briefly vs. Carolina, Dec. 31, posting 20 yards on three carries - capping the opening drive with a one-yard TD. Added a pair of catches for 13 yards. Named NFL Rookie of the Month for December, a stretch where he had 24 catches for 311 yards and 46 carries for 234 yards and scored seven touchdowns.

COLLEGE - The 2005 Heisman Trophy winner played in 39 games at Southern California with only 15 starts, but finished 10th in NCAA Division I-A history with 6,551 all-purpose yards, a school career record. That mark was also third in Pac-10 history...Set school and conference season-record with 2,890 all-purpose yards in 2005, the third-best season total in Division I-A history...Gained 2,330 all-purpose yards in 2004, becoming 12th player in NCAA history to gain over 2,000 all-purpose yards twice... Finished career with 3,169 yards (seventh in school history) and 25 TDs on 433 carries (7.3 avg.) and 1,301 yards with 13 TDs on 95 catches (13.7 avg.) Also posted 559 yards and three TDs on 44 punt returns (12.7 avg.)...In 2005, was named the Associated Press Player of the Year, and added Walter Camp Player of the Year Award, as well as the Doak Walker Award...Earned first-team All-American honors from the Associated Press, Football Coaches Association, Football Writers Association, Walter Camp, ESPN, and Sports Illustrated...Just the fifth player to ever be named the Pac-10 Offensive Player of the Year twice (second consecutive and the first non-QB to achieve the feat in 20 seasons)...Fifth in 2004 Heisman Trophy vote and a near-unanimous All-America selection...Set a school record for freshmen with 1,330 all-purpose yards.

PERSONAL - Became heavily involved in the community immediately after being selected by New Orleans in the NFL Draft. Donated \$86,000 to resurface the field at Tad Gormley Stadium so high school football could be played again at a stadium. He also donated 12 Hummer vehicles to New Orleans, state and government agencies, became a regional spokesman for the Make-A-Wish Foundation and his corporate sponsorships all include charitable components for programs in the New Orleans region...Political Science major at USC...Attended Helix (La Mesa, Calif.) HS where he was a 2002 Parade Magazine All-American and USA Today All-USA selection... During his prep career, rushed for 4,995 yards (12.0 avg.) and scored 450 points...Ran for 1,691 yards on 140 carries (12.1 avg.) with 27 TDs in 2002, despite missing four games with a broken wrist...Placed third in the 2002 California 100-meters final...High school teammate of San Francisco QB Alex Smith, the first pick in the 2005 NFL Draft.

REGGIE BUSH



Year	Team	GP	GS	RUSHING				RECEIVING					
				Att	Yds	Avg	Lg	TD	No	Yds	Avg	Lg	TD
2006	New Orleans	16	7	155	565	3.6	18	6	88	742	8.4	74	2
2007	New Orleans	12	10	157	581	3.7	22	4	73	417	5.7	25	2
NFL totals		28	17	312	1,146	3.7	22	10	161	1,159	7.2	74	4

ADDITIONAL STATISTICS: Two-Point Conversions — 3 in 2007. Passing — 0-for-1 for 0 yards and 1 INT with a 0.0 passer rating in 2006. Passes defended — 1 in 2006.

Year	Team	PUNT RETURNS					
		No	FC	Yds	Avg	Lg	TD
2006	New Orleans	28	2	216	7.7	65t	1
2007	New Orleans	3	0	12	4.0	10	0
NFL totals		31	2	228	7.4	65t	1


CAREER HIGHS: Rushes — 21, vs. Carolina (10/7/07); Rushing Yards — 126, at New York Giants (12/24/06); Long Rush — 22 (2x), last at Seattle (10/14/07); Rushing TDs — 3, vs. San Francisco (12/3/06); Receptions — 12, at Houston (11/18/07); Receiving Yards — 131, vs. San Francisco (12/3/06); Long Reception — 74, vs. San Francisco (12/3/06); Receiving TDs — 1 (4x), last vs. Jacksonville (11/4/07); Punt Returns — 4, at Green Bay (9/17/06); Punt Return Yards — 75, vs. Tampa Bay (10/8/06); Long Punt Return — 65t, vs. Tampa Bay (10/8/06); Punt Returned for TD — 1, vs. Tampa Bay (10/8/06).

POSTSEASON

Year	Team	GP	GS	RUSHING				RECEIVING					
				Att	Yds	Avg	Lg	TD	No	Yds	Avg	Lg	TD
2006	New Orleans	2	1	16	71	4.4	25	1	10	154	15.4	88t	1
Postseason		2	1	16	71	4.4	25	1	10	154	15.4	88t	1

Year	Team	PUNT RETURNS					
		No	FC	Yds	Avg	Lg	TD
2006	New Orleans	6	1	31	5.2	11	0
Postseason		6	1	31	5.2	11	0

POSTSEASON CAREER HIGHS: Rushes — 12, vs. Philadelphia (1/13/07); Rushing Yards — 52, vs. Philadelphia (1/13/07); Long Rush — 25, vs. Philadelphia (1/13/07); Rushing TDs — 1, vs. Philadelphia (1/13/07); Receptions — 7, at Chicago (1/21/07); Receiving Yards — 132, at Chicago (1/21/07); Long Reception — 88t at Chicago (1/21/07); Receiving TDs — 1, at Chicago (1/21/07); Punt Returns — 3 (2x), last at Chicago (1/21/07); Punt Return Yards — 21, at Chicago (1/21/07); Long Punt Return — 11, at Chicago (1/21/07); Punt Returned for TD — 0.



Jermon BUSHROD 74

HEIGHT: 6-5 WEIGHT: 315
COLLEGE: TOWSON
JOINED SAINTS: 04B-07
NFL EXPERIENCE: 2
BORN: 8/19/84

T

NFL CAREER – A powerful and athletic young lineman, Bushrod became the first player drafted by the Saints out of Towson University when selected in the fourth round in 2007. He spent much of his rookie campaign picking up experience by working daily in practice against Saints’ defensive ends Will Smith and Charles Grant. In his first pro season, Bushrod was in uniform for two games and played in one, blocking on the kickoff return unit.

CAREER TRANSACTIONS – Signed to a three-year contract, 7/20/07; Drafted by Saints in fourth round (125th overall) of the 2007 NFL Draft.

2007 – Inactive for 14 games in his rookie season, played in one, and dressed but did not see action in another...Made his NFL regular season debut at Houston, Nov. 18, serving as a blocker on the kickoff return unit.

COLLEGE – A four-year starter at Towson, Bushrod was an All-Atlantic 10 selection at left tackle in 2006 and excelled in both pass protection and run-blocking...Finished career with a streak of 38 consecutive starts. Helped lead Towson to a 7-4 finish and earned all-conference honors as a senior...Earned third-team all-league honors in his junior season and recorded nine TD-resulting blocks...Posted 72 knockdown blocks and helped team average 307.9 yards per game, garnering third-team All-Atlantic 10 honors as a sophomore, his first full season as a starter...Started five games in 2003 after redshirting in 2002.

PERSONAL – Sports Management major at Towson...Attended King George (Va.) HS, where he was a three-sport standout in football, basketball and baseball...Honorable mention all-state selection at offensive tackle...Helped the basketball team win the district championship and district tournaments...Has worked as a substitute teacher...Has done community service work at various NAACP events...Resides in King George, Va.



Jerametrious BUTLER 45

HEIGHT: 5-10 WEIGHT: 181
COLLEGE: KANSAS
JOINED SAINTS: FA-08
NFL EXPERIENCE: 8
BORN: 11/28/78

CB

NFL CAREER – A proven, experienced cornerback, Butler will look to compete for a spot in the secondary rotation for the Saints in 2008. The defender comes to New Orleans as a veteran of 71 regular season games with 32 starts, having accumulated 218 tackles, nine interceptions, 25 pass defenses, a forced fumble and four fumble recoveries in his first seven NFL seasons. Additionally, he has played in six career playoff games, making 18 tackles with four pass defenses in three starts. A former fifth-round pick of the St. Louis Rams in 2001, he played for the Rams for six years and spent 2007 with Buffalo.

CAREER TRANSACTIONS – Signed by Saints, 6/2/08; Released by Buffalo Bills, 2/27/08; Signed by Buffalo, 9/25/07; Released by Washington Redskins, 8/28/07; Signed by Washington to a one-year contract, 6/7/07; Released by St. Louis Rams, 6/5/07; Placed on injured reserve, 8/30/05; Re-signed to six-year contract by St. Louis, 3/12/04; Signed to an offer sheet by Washington, 3/7/04; Signed to three-year contract by St. Louis, 6/27/01; Selected by St. Louis in fifth round (145th overall) in the 2001 NFL Draft.

2007 – Played in seven games with Buffalo, making one start, and recorded 13 tackles, three pass defenses and three special teams tackles...Signed with Buffalo Sept. 25 and made debut vs. Dallas Oct. 8, making four tackles...Made lone start of season vs. New England, Nov. 18 and had seven tackles. **2006** – Played in seven games in his final season with St. Louis, recovering a fumble and making a special teams tackle...Inactive for nine games with an injured hamstring. **2005** – Missed entire season with a torn PCL in right knee suffered in training camp. **2004** – Started all 16 games and set career-highs with 100 tackles (78 solo) and five interceptions, along with nine pass defenses and a fumble recovery...His five interceptions led Rams for the second consecutive season...Had first interception of season at San Francisco, Oct. 3 along with three tackles...Established career-highs with 12 tackles and three pass defenses, along with an interception and a fumble recovery at Tampa Bay, Oct. 18...Made seven tackles with an interception against Seattle, Nov. 14. **2003** – Started 15 of 16 games, recording 95 tackles with four interceptions, 11 pass defenses, a forced fumble and two fumble recoveries...Made first career start at N.Y. Giants, Sept. 7, and made three tackles with a forced fumble and fumble recovery...Recorded first two career interceptions Nov. 9 against Baltimore, picking off a pair of passes and adding seven tackles and three pass defenses...Had eight tackles in NFC Divisional Playoff vs. Carolina, Jan. 10. **2002** – Played in nine games, primarily on special teams,

making a tackle on defense and three in kick coverage. **2001** – Saw action in all 16 games, notching nine tackles and two pass defenses and adding 12 special teams stops...Played in all three of the postseason games, including Super Bowl XXXVI against New England.

COLLEGE – Recorded 107 tackles (73 solo) with 10 interceptions and 40 pass defenses in Wildcats career...All-Big 12 selection by conference's coaches and second-team by the Associated Press as a junior, recording career-highs with 41 tackles, 18 pass defenses and six interceptions...Named second-team freshman All-American by *The Sporting News*...Majored in criminal justice.

PERSONAL – Married to Maria, and the couple has a son, Jerametrius, Jr. and two daughters, Yasmine and Alyssa...Was a Blue Chip Illustrated All-America selection and a member of the Dallas Morning News Texas Top 100 at Carter (Dallas, Texas) H.S...Lettered three times in football and track and was part of a 400-meter relay team that ran the second-fastest time in the nation in 1996...Jerametrius Tarell Butler was born in Dallas, Texas.

JERAMETRIUSBUTLER



Year	Team	GP	GS	TACKLES				Yds	INTERCEPTIONS				FUMBLES			
				Tot	Solo	Asst	Sk		No	Yds	Lg	TD	PD	FF	FR	Yds
2001	St. Louis	16	0	9	8	1	0.0	0.0	0	0	0	0	2	0	0	0
2002	St. Louis	9	0	1	1	0	0.0	0.0	0	0	0	0	0	0	0	0
2003	St. Louis	16	15	95	72	23	0.0	0.0	4	72	45	0	11	1	2	0
2004	St. Louis	16	16	100	78	22	0.0	0.0	5	15	10	0	9	0	1	2
2005	St. Louis	Injured Reserve														
2006	St. Louis	7	0	0	0	0	0.0	0.0	0	0	0	0	0	0	1	0
2007	Buffalo	7	1	13	12	1	0.0	0.0	0	0	0	0	3	0	0	0
NFL totals		71	32	218	171	47	0.0	0.0	9	87	45	0	25	1	4	2


ADDITIONAL STATISTICS: Special Teams Tackles — (2001, 12), (2002, 3), (2003, 1), (2006, 1), (2007, 3); **Total: 20**

CAREER HIGHS: Tackles — 12, vs. Tampa Bay (10/18/04); **Sacks** — 0; **Interceptions** — 2, vs. Baltimore (11/9/03); **Long Interception Return** — 45, vs. Baltimore (11/9/03); **Int. Ret for TD** — 0; **Pass Defenses** — 3 (2x), vs. Tampa Bay (10/18/04); **Forced Fumbles** — 1, at N.Y. Giants (9/7/03); **Fumble Recoveries** — 1 (4x), last at Green Bay (10/8/06).

POSTSEASON

Year	Team	GP	GS	TACKLES				Yds	INTERCEPTIONS				FUMBLES			
				Tot	Solo	Asst	Sk		No	Yds	Lg	TD	PD	FF	FR	Yds
2001	St. Louis	3	0	2	0	2	0.0	0.0	0	0	0	0	0	0	0	0
2003	St. Louis	1	1	8	7	1	0.0	0.0	0	0	0	0	2	0	0	0
2004	St. Louis	2	2	8	7	1	0.0	0.0	0	0	0	0	2	0	0	0
NFL Totals		6	3	18	14	4	0.0	0.0	0	0	0	0	4	0	0	0

POSTSEASON CAREER HIGHS: Tackles — 8, vs. Carolina (1/10/04); **Sacks** — 0; **Interceptions** — 0; **Pass Defenses** — 2 (2x), last at Seattle (1/8/05); **Forced Fumbles** — 0; **Fumble Recoveries** — 0.



Mark CAMPBELL 80

HEIGHT: 6-6 WEIGHT: 260
 COLLEGE: MICHIGAN
 JOINED SAINTS: UFA-06 (BUF)
 NFL EXPERIENCE: 10
 BORN: 12/6/75



NFL CAREER – Entering his 10th season, Campbell looks to bounce back from a back injury that forced him to miss the 2007 season. He is a key cog in the running game and also able to find open areas downfield, so his injury was an unfortunate follow-up to the previous year, where Campbell was the club's primary starter at tight end and a solid performer. Known for his outstanding blocking, Campbell has opened 74 of 102 games in his career and recorded 134 catches for 1,235 yards (9.2 avg.) with 10 touchdowns. Prior to signing with New Orleans, he had stints with Cleveland (1999) and Buffalo (2002-05). In 2003 with the Bills, Campbell posted career highs with 34 catches for 339 yards and hauled in five touchdown grabs the following season.

CAREER TRANSACTIONS – Placed on Injured Reserve, 9/16/07; Signed by Saints to three-year contract (UFA-Buf), 3/23/06; Placed on injured reserve by Buffalo Bills, 12/8/04; Traded to Buffalo by Cleveland Browns for an undisclosed draft pick, 2/28/03; Placed on injured reserve by Cleveland, 9/1/01; Placed on injured reserve by Cleveland, 12/4/99; Signed by Cleveland as an undrafted free agent, 4/23/99.

2007 – Suffered a back injury during the preseason...Inactive for the opener at Indianapolis and placed on Injured Reserve, Sept. 16. **2006** – A big part of the running game success with his rugged blocking and also had 18 catches for 164 yards (9.1 avg.)...Played in 14 games with 10 starts, inactive for two contests with a knee injury...Also had a solid postseason, with three catches for 29 yards in the two playoff games, including a 23-yard grab vs. Philadelphia in the NFC Divisional Playoffs...Had a career-long 33-yard catch at Green Bay, Sept. 17...Started vs. Philadelphia, Oct. 15 and made a key, seven-yard grab on game-winning drive...Had a season-high four catches for 42 yards, including a 26-yard catch, vs. Baltimore, Oct. 29...Hauled in three passes for 13 yards at Atlanta, Nov. 26...Dec. 3 vs. San Francisco had two grabs for 10 yards in 100th NFL game...Suffered knee injury vs. Dallas, Dec. 10 that would also sideline him the following week...Returned for final two games and the playoffs. **2005** – Started 10 of the 14 games he appeared in for Buffalo, posting 19 catches for 139 yards with a long of 27...Caught one pass at Tampa Bay, Sept. 18, the 100th reception of his career...Hauled in a season-high four passes for 42 yards vs. Kansas City, Nov. 13. **2004** – Emerged as one of the Bills primary targets in the red zone, catching a career-high five TD passes, including a career-best three vs. St. Louis, Nov. 28...Started all 12 games he appeared in...Finished season

with 17 catches for 203 yards...Had career day by catching three TDs and finishing with four receptions for 37 yards vs. St. Louis, Nov. 21...Started, but left the game with a knee injury in first half at Miami, Dec. 5 and placed on injured reserve three days later. **2003** – Appeared in all 16 games and started 11 in first season with Bills...Finished with 34 catches for 339 yards (both career bests) and had a TD reception...Started first 11 games and came off the bench in the final five...Scored his lone TD at Tennessee, Dec. 14 on a six-yard grab...Had five catches of 20+ yards during season, including a 31-yarder vs. Miami, Dec. 21. Against the Dolphins, finished with a career-best 55 receiving yards. **2002** – Named Cleveland's Ed Block Courage Award recipient after successful rehabilitation from knee injury in 2001...Started all 16 games and had 25 receptions, 179 yards and three TDs. **2001** – Missed entire year after suffering a knee injury during camp...Placed on Reserve/Injured List, Sept. 2. **2000** – Totaled 12 receptions for 80 yards and a TD...Appeared in all 16 games, including 10 starts, making most impact as a blocker...Also a key contributor on special teams...Recorded his first career TD at Cincinnati, Sept. 10 on a five-yard grab. **1999** – Earned roster spot during training camp and went on to play in 14 games, including four starts...Totaled nine receptions for 131 yards (14.6 avg.) and a long of 21...Started for first time in the NFL and also played special teams at Baltimore, Sept. 26...Placed on injured reserve Dec. 14 with an ankle injury.

COLLEGE – A four-year letterman at Michigan and one of only five players in school history with 50 games played...Career totals included 15 starts, 32 receptions for 357 yards and a touchdown...Saw action in 13 games as a senior, with seven starts...Top statistical season came as a sophomore, when he had 13 catches for 169 yards while playing in 12 contests...Redshirted in 1994... Majored in movement science.

PERSONAL – Full name: Mark Joseph Campbell...Created a short film about the Saints' 2006 season titled "Through A Saint's Eyes" that debuted at the Tribeca Film Festival. Campbell interviewed players, front office staff and local residents for the movie, which earned national attention...Attended Bishop Foley (Clawson, Mich.) HS...Selected as a Parade All-American after catching over 100 passes for 15 touchdowns in his career...Attended NFL's "Broadcast Bootcamp" in the offseason, a training ground for future television and radio work...Also handled punting duties in high school...Resides in Tampa, Fla. in offseason with wife, Michelle, and son, Caden Joseph.

MARK CAMPBELL



Year	Team	GP	GS	RECEIVING				
				No	Yds	Avg	Lg	TD
1999	Cleveland	14	4	9	131	14.6	21	0
2000	Cleveland	16	10	12	80	6.7	17	1
2001	Cleveland	0	0	0	0	0	0	0
2002	Cleveland	16	16	25	179	7.2	26	3
2003	Buffalo	16	11	34	339	10.0	31	1
2004	Buffalo	12	12	17	203	11.9	27	5
2005	Buffalo	14	10	19	139	7.3	27	0
2006	New Orleans	14	11	18	164	9.1	33	0
2007	New Orleans							
				INJURED RESERVE				
NFL Totals		102	74	134	1,235	9.2	33	10
Saints Totals		14	11	18	164	9.1	33	0


ADDITIONAL STATISTICS: Kickoff Returns – 3 for 28 yards with a long of 10 in 1999, 3 for 30 yards with a long of 13 in 2000, 2 for 21 yards with a long of 14 in 2002; Total of 8 for 79 yards, long of 14.

CAREER HIGHS: Receptions – 7, vs. N.Y. Jets (10/27/02); **Receiving Yards** – 55, vs. Miami (12/21/03); **Long Reception** – 33, at Green Bay (9/17/06); **Receiving TDs** – 3, vs. St. Louis (11/21/04).

POSTSEASON

Year	Team	GP	GS	RECEIVING				
				No	Yds	Avg	Lg	TD
2006	New Orleans	2	2	3	29	9.7	23	0
Postseason		2	2	3	29	9.7	23	0

POSTSEASON CAREER HIGHS: Receptions – 2, at Chicago (1/21/07); **Receiving Yards** – 23, vs. Philadelphia (1/13/07); **Long Reception** – 23, vs. Philadelphia (1/13/07); **Receiving TDs** – 0.

Kendrick
CLANCY

71

HEIGHT: 6-1 WEIGHT: 305
 COLLEGE: MISSISSIPPI
 JOINED SAINTS: FA-07
 NFL EXPERIENCE: 9
 BORN: 8/17/78

DT

NFL CAREER – Clancy proved to be a solid addition for the Saints in 2007, providing strength in the middle against the run with his ability to take on two blockers and plug up rushing lanes. He also brought a constant interior push in passing situations. Entering his ninth season, Clancy has appeared in 95 games in his career, with 32 starts. He played in 14 games last season for New Orleans, starting two, and was a key part of the defensive line rotation. Originally a third-round draft choice of the Pittsburgh Steelers (72nd overall) in 2000, Clancy has had stints with Pittsburgh, the New York Giants and the Arizona Cardinals. He has recorded 126 career tackles (95 solo), 3.5 sacks, three forced fumbles, a fumble recovery and an interception.

CAREER TRANSACTIONS - Signed by Saints to a three-year contract (FA), 6/7/07; Released by Arizona Cardinals, 6/5/07; Signed by Arizona 3/11/06; Signed by New York Giants, 3/11/05; Granted unconditional free agency, 3/2/05; Re-signed by Pittsburgh Steelers, 10/20/04; Released by Pittsburgh, 9/5/04; Re-signed by Pittsburgh, 4/28/04; Re-signed by Pittsburgh, 4/16/03; Signed by Pittsburgh, 7/16/00; Selected by Pittsburgh in third round (72nd pick overall) of 2000 NFL Draft.

2007 - Started two of 14 games - the most contests he has appeared in since 2001 - and recorded 20 tackles and a half-sack...Opened the first two games of the year at NT...Split a sack with DE Charles Grant vs. Atlanta, Oct. 21...Top performance came vs. Jacksonville, Nov. 4 with a season-high five stops (four solo), including two behind the line of scrimmage. **2006** - Started all 11 games he appeared in for Arizona, totaling 37 tackles (29 solo), a sack and a forced fumble...Inactive for five games with an ankle injury... Had a solid performance vs. St. Louis, Sept. 24, where he recorded a sack, a forced fumble and four tackles...Led all defensive linemen with a season-best six tackles at Atlanta, Oct. 1. **2005** - Played in all 16 games with 15 starts for the Giants...Recorded career-highs in every statistical category, finishing season with 39 tackles (32 solo), two sacks and two forced fumbles...Recorded four solo tackles and his first career sack at New Orleans, Sept. 19...Had a season-high seven tackles (six solo) at Seattle, Nov. 27...Finished with four tackles (two solo) and a forced fumble vs. Dallas, Dec. 4, forced a fumble at the start of the 3rd quarter that was returned for a touchdown by a teammate...Started and had two tackles in NFC Wild Card vs. Carolina, 1/8/06. **2004** - Saw action in nine regular season games and two playoff games after being re-signed by Steelers, Oct. 20 due to injuries on defensive line...Finished the season with six tackles (five solo). **2003** - Played in 12 games with no starts for Pittsburgh and finished with four tackles (three solo)...Recorded the first fumble recovery of career in the 4th quarter at Cleveland, Nov. 23. **2002** - Played in seven games for the Steelers and finished with two solo tackles. **2001** - Played in all 16 games for Pittsburgh with four starts after competing in camp for the starting nose tackle position...Recorded 13 tackles and an interception...Earned his first NFL start at Jacksonville, Sept. 9...Had his first career interception, a tackle and a quarterback pressure vs. Tennessee, Oct. 29...Saw action in both postseason games. **2000** - Saw limited playing time in nine games with the Steelers... Credited with five total tackles (four solo), including a tackle for a loss.

COLLEGE - As a senior, was a third-team All-America selection by *The Sporting News* and *Football News* and an All-Southeastern Conference first-team choice at the University of Mississippi...Started eight games at right defensive tackle and finished with 49 tackles (29 solo), seven sacks and 18 tackles for losses...Played in every game in 1998, starting nine contests (eight at left tackle, one at right tackle)...Recorded 55 tackles (34 solo) with 1.5 sacks and 15 tackles for losses...Earned *Super Prep* JUCO Top 100 honors at East Central (Miss.) Community College in 1997...Recorded 191 tackles (101 solo) with 17 sacks during his two-year career (1996-97).

PERSONAL - Full name is Lakendrick Tridel Clancy...Has three daughters: Jakenya, Markali and Haley, and a son, Ken, Jr. ...Majored in criminal justice...Lives in Oxford, Miss...The son of Ronnie and Annette Lowe...Lettered three times in football at Holt HS in hometown of Tuscaloosa, Ala.

KENDRICK CLANCY




Year	Team	GP	GS	TACKLES					INTERCEPTIONS					FUMBLES				
				Tot	Solo	Asst	Sk	Yds	No	Yds	Lg	TD	PD	FF	FR	Yds		
2000	Pittsburgh	9	0	5	4	1	0.0	0.0	0	0	0	0	0	0	0	0	0	0
2001	Pittsburgh	16	4	13	7	6	0.0	0.0	1	3	3	0	0	0	0	0	0	0
2002	Pittsburgh	7	0	2	2	0	0.0	0.0	0	0	0	0	0	0	0	0	0	0
2003	Pittsburgh	12	0	4	3	1	0.0	0.0	0	0	0	0	0	0	0	0	0	0
2004	Pittsburgh	9	0	6	5	1	0.0	0.0	0	0	0	0	0	0	0	0	0	0
2005	N.Y. Giants	16	15	39	32	7	2.0	15.0	0	0	0	0	0	0	2	1	0	0
2006	Arizona	11	11	37	29	8	1.0	8.0	0	0	0	0	0	0	1	0	0	0
2007	New Orleans	14	2	20	13	7	0.5	0.5	0	0	0	0	0	0	0	0	0	0
NFL totals		94	32	126	95	31	3.5	23.5	1	3	3	0	0	0	3	1	0	0
Saints totals		14	2	20	13	7	0.5	0.5	0	0	0	0	0	0	0	0	0	0

CAREER HIGHS: Tackles — 7, at Seattle (11/27/04); Sacks — 1 (3x), last vs. St. Louis (9/24/06); Forced Fumbles — 1 (3x), last vs. St. Louis (9/24/06); Fumble Recoveries — 1, vs. Washington (10/30/05); Passes Defensed — 0; Interceptions — 1, vs. Tennessee (10/29/01).

POSTSEASON

Year	Team	GP	GS	TACKLES					INTERCEPTIONS					FUMBLES					
				Tot	Solo	Asst	Sk	Yds	No	Yds	Lg	TD	PD	FF	FR	Yds			
2001	Pittsburgh	2	0	0	0	0	0.0	0.0	0	0	0	0	0	0	0	0	0	0	0
2004	Philadelphia	2	0	1	0	1	0.0	0.0	0	0	0	0	0	0	0	0	0	0	0
2005	N.Y. Giants	1	1	2	1	1	0.0	0.0	0	0	0	0	0	0	0	0	0	0	0
NFL totals		8	4	28	20	8	0.0	0.0	0	0	0	0	0	0	0	1	0	0	0

POSTSEASON CAREER HIGHS: Tackles — 2, vs. Carolina (1/8/06); Sacks — 0; Forced Fumbles — 0; Fumble Recoveries — 0; Passes Defensed — 0.



Marques COLSTON

12

HEIGHT: 6-4

WEIGHT: 225

COLLEGE: HOFSTRA

JOINED SAINTS: D7B-06

NFL EXPERIENCE: 3

BORN: 6/5/83

WR

NFL CAREER - Colston went from rookie sensation in 2006 to establishing himself as one of the NFL's top targets in his second season. It has been a rapid rise for the former 252nd overall choice in the NFL Draft, who went from a compensatory pick to a unanimous all-rookie selection to now the holder of several club records. No player in NFL history has caught more passes in his first two seasons than Colston's 168 grabs since arriving in New Orleans. In 2007, Colston hauled in a Saints' single-season record 98 receptions for 1,202 yards (12.3 avg.) and 11 touchdowns. All team-highs last season, he tied for eighth in

the league in catches, ranked eighth in yardage and seventh in TD receptions. Colston posted a Saints-high 64 first downs and notched four 100-yard receiving days. For his career, he has twice had three-straight 100-yard games, and despite playing just two seasons already ranks eighth in team record books with 19 receiving touchdowns. In 2006, the lanky target was the fourth-to-last player selected in the draft but emerged as the most productive rookie wideout in club history. Despite missing two contests, he recorded 70 catches for a team-high 1,038 yards and eight touchdowns. Inserted into the starting lineup immediately, after nine games Colston had 869 receiving yards – the highest total in league history for a rookie in that span.

MAKING HISTORY

MOST CATCHES IN HIS FIRST TWO SEASONS IN NFL HISTORY

Player, Team	Years	Rec.	Yds.	TDs
1. Marques Colston, NO	2006-07	168	2,240	19
2. Reggie Bush, NO	2006-07	161	1,159	4
t2. Larry Fitzgerald, Ariz.	2004-05	161	2,189	18
4. Anquan Boldin, Ariz.	2003-04	157	2,000	9
5. Wayne Chrebet, NYJ	1995-96	150	1,635	7

CAREER TRANSACTIONS – Signed to a three-year contract, 7/18/06; Selected in the seventh round (252nd overall) in the 2006 NFL Draft.

HONORS – **2006:** *Pro Football Weekly*/PFWA All-Rookie; *Dallas Morning News* All-Rookie; NFL Rookie of the Month (October).

2007 – Played in all 16 games, starting 14...Led the club with 98 catches for 1,202 yards and 11 TDs and ranked third in average per catch (12.3)...Reception total was a team record, touchdown total tied a team record (Joe Horn, 2004) and yardage ranks fourth in club record books...Became just the third player in club history to record back-to-back 1,000-yard seasons, joining Horn (2000-02) and Eric Martin (1988-89)...Also led the team in first downs with 64, and tied with WR David Patten for the team high with 14 catches of 20 yards or more...Led the club in receptions in 10 contests, recorded eight or more catches in eight games, and caught at least one TD in seven games...Had eight catches for 70 yards at Tampa Bay, including a four-yard touchdown, Sept. 16...Led team with four grabs for 68 yards vs. Tennessee, Sept. 24...Lone catch at Seattle, Oct. 14 was two-yard TD...Despite not starting, hauled in three touchdowns - of 17, three and 15 yards - at San Francisco, Oct. 28. Led club with eight catches for 85 yards...Posted season-best 10 grabs for 159 yards vs. Jacksonville, Nov. 4. Eight of his catches were for first downs...Followed with eight catches for 129 yards, with a long of 36, vs. St. Louis, Nov. 11...At Houston, Nov. 18, notched his third-straight 100-yard day with nine grabs for 118 yards...Continued hot streak at Carolina, Nov. 25, with seven catches for 93 yards - including a season-long 45-yard grab...Contest completed a November when he had 34 receptions for 499 yards and a TD, more than any NFL player for the month...Dec. 10 at Atlanta, hauled in nine passes for 92 yards and a pair of touchdowns...Posted sixth game out of last seven with 85 or more receiving yards with eight-catch,

114-yard performance vs. Arizona, Dec. 16, including 19-yard TD...Suffered chest contusion in second quarter that caused him to miss second half vs. Philadelphia, Dec. 23, limiting him to three catches to 16 yards...At Chicago, Dec. 30, caught eight passes for 94 yards prior to departing game early in the third quarter with injured wrist. Had two TD grabs - his third multi-TD game of the year - including a 21-yard catch-and-run in the second quarter that tied the club record for touchdown catches in a season. **2006** – Played in 14 games with 12 starts...Inactive at Atlanta, Nov. 26, and vs. San Francisco, Dec. 3, with ankle injury sustained vs. Cincinnati, Nov. 19. Injury against Bengals suffered early in first quarter...Led all NFL rookies with a team-high 1,038 receiving

! WORTHNOTING

No player in league history has caught more passes in their first two seasons than the 168 that Colston has hauled in since 2006.

Set a team record in 2007 with 98 receptions and tied a club mark with 11 touchdown catches.

In 30 career games, has recorded eight 100-yard days in his career, and 14 contests with at least one touchdown reception - including four multi-TD games.

Colston has twice put together streaks of three-straight 100-yard games, one of only two players to reach the milestone in three consecutive games (Joe Horn, 2000) and the lone player in club history to have achieved the feat twice.

Of his 168 catches since entering the NFL, 115 have gone for a first down. Over that span, Colston has 49 receptions for 724 yards and six TDs on third down.

With 14 in 2007 and 15 in 2006, Colston has 29 receptions of 20 yards or more over the last two seasons, including touchdowns of 86-, 47-, 35-, 25- and 21 yards.

With 1,038 in 2006, Colston had the sixth-highest receiving yardage total for an NFL rookie over the last two decades.

yards, a club record for rookies...Ranked fifth in NFL with 28 catches on third down, and his 439 yards on those receptions ranked second in league...Ranked second on team with 51 first downs... Eight receiving TDs tied a club rookie record (WR Donté Stallworth, 2002)...Started both postseason contests and had 10 catches for 118 yards, including five for 63 yards and a 13-yard TD in NFC Championship at Chicago...Had 15 catches of 20 or more yards, including four of plus-40...Opened NFL career with four catches for 49 yards and 12-yard scoring grab at Cleveland, Sept. 10...At Green Bay, Sept. 17, notched four grabs for 58 yards with 35-yard TD in fourth quarter that would give the Saints the lead after once trailing 13-0...Didn't start but gave indication of big days to come with seven receptions for 97 yards vs. Atlanta, Sept. 25...Started at Carolina, Oct. 1, and had five catches for 132 yards and an 86-yard TD in fourth quarter - the longest in club history for a rookie. The last players in NFL record books to have a receiving touchdown of 86 yards or more within the first four games of their NFL careers were QB Mark Malone of Pittsburgh, who in his third contest had a 90-yard scoring grab in 1981, and Detroit RB Billy Simms, who had an 87-yard TD catch in his second game...Had three catches for 38 yards vs. Tampa Bay, Oct. 8, and added four catches for 40 and a seven-yard TD vs. Philadelphia,

2007 SNAPSHOTS

GRAND ACHIEVEMENT

With a career-high 1,202 yards in 2007, WR Marques Colston joined WR Randy Moss and WR John Jefferson as the only players since the AFL-NFL merger in 1970 to record over 1,000 yards receiving in each of their first two seasons:

Player, Team	Year	G/S	Rec.	Yards	TD
WR Marques Colston, N.O.	2006	14/12	70	1,038	8
	2007	16/14	98	1,202	11
WR Randy Moss, Minnesota	1998	16/11	69	1,313	17
	1999	16/16	80	1,413	11
WR John Jefferson, San Diego	1978	14/14	56	1,001	13
	1979	15/15	61	1,091	10

MOST SINGLE SEASON RECEPTIONS TOTALS IN TEAM HISTORY

	Year	Rec.	Yds.	TDs
1. Marques Colston	2007	98	1,202	11
t.2 Joe Horn	2000	94	1,340	8
t.2 Joe Horn	2004	94	1,399	11
t.4 Joe Horn	2002	88	1,312	7
t.4 Reggie Bush	2006	88	742	2

COLSTON BY THE NUMBERS

- 8** – Colston has had over 100 yards receiving eight times in his brief career – including three games with over 150. Only five players in club history have reached the 100-yard milestone more often.
- 64** – First downs in 2007, which was a career-high and led the team. Colston ranked eighth in the NFL in the category for receiving first downs last year.
- 18** – Receptions of 25 yards or more over the last two seasons.
- 86** – Colston had an 86-yard touchdown catch at Carolina, 10/1/06, the longest regular-season TD reception in team history for a rookie and the fourth-longest overall. It came in just his fourth career game.
- 10** – Though he has appeared in just 30 games, Colston has hauled in eight or more passes in 10 contests.
- 455** – Yards in a three-game stretch in 2006 (10/29-11/12), the most receiving yards over such a span in club record books. He had over 100 yards in all three contests, a streak that he also equalled in 2007.
- 869** – Receiving yards in the first nine games of his career, more than any player in NFL history in their opening nine contests.
- 68.5** – Percent of his 258 career catches that have moved the chains, as 115 of his grabs have gone for a first down since the start of 2006.
- 159** – Yards on 10 catches last season vs. Jacksonville, his season-high. Colston had four 100-yard performances in 2007, and over 90 yards in three other games.
- 4** – Multi-touchdown games in his career, including three last season. He had a career-high three TDs at San Francisco, Oct. 28.

Oct. 15...Posted six receptions for a 163 yards and two TDs vs. Baltimore, Oct. 29. Scoring grabs were of 25 and 47 yards in the fourth quarter, and also had a 53-yard grab. Combined with WR Joe Horn (126) to give the Saints a pair of 100-yard receivers for the sixth time in club history. Yardage total was highest in club history for a rookie at that point...Named NFC Rookie of the Month for October, a span where Colston had 373 yards and four TDs...At Tampa Bay, Nov. 5, recorded a career-best 11 grabs for 123 yards and a TD. Set a club rookie record with third 100-yard day. Combined with WR Devery Henderson (111) for seventh time the Saints have had a pair of 100-yard receivers in the same game, and it was the first time the club had a duo achieve the feat in back-to-back games...Notched 10 catches for 169 yards at Pittsburgh, Nov. 12, breaking his two-week-old club record for most receiving yards in a game by a rookie. Over the previous three-game stretch, he recorded 27 catches for 455 yards and three TDs, the best three-game totals in club history...Suffered a sprained ankle in early moments vs. Cincinnati, Nov. 19, and forced to miss the next two games...Started vs. Dallas, Dec. 10, hauling in five passes for 48 yards...Had five catches for 78 yards vs. Washington, Dec. 17 and went over 1,000 yards on season, becoming the first rookie in team history to reach the milestone...Led team vs. NY Giants, Dec. 24, with four catches for 37 yards and a TD...With the club having clinched a playoff berth, started but played sparingly vs. Carolina, Dec. 31 and did not record a reception.

COLLEGE – At Hofstra

appeared in 40 games with 37 starts and posted 182 catches for 2,834 yards, with 22 TDs...All-Atlantic 10 as a senior after hauling in a career-high 70 receptions for 975 yards (13.9 avg.) and nine TDs... Sidelined in 2004 while recovering from shoulder injury...As a junior in 2003, led team with 51 receptions for 910 yards (17.8 avg.) and seven TDs...In 2002, recorded 47 grabs for 614 yards and three TDs... Posted 14 catches for 335 yards (23.9 avg.) and three touchdowns as a freshman.

PERSONAL – The lone player the Saints have ever drafted out of Hofstra... Attended Susquehanna Township (Pa.) HS, where he lettered four times in football and was a three-year member of track team...All-conference at receiver and defensive end as a senior...Had 37 catches for 412 yards and blocked three PATs in 2000...Interdisciplinary studies major...Born June 5, 1983 in Harrisburg, Pa.

CAREER GAME BY GAME

RECEIVING

2006	GP	ST	REC	YDS	AVG	LG	TD
9/10 @ CLE	X	X	4	49	12.3	20	1
9/17 @ GB	X	X	4	58	14.5	35t	1
9/25 ATL	X		7	97	13.9	29	0
10/1 @ CAR	X	X	5	132	26.4	86t	1
10/8 TB	X	X	3	38	12.7	18	0
10/15 PHI	X	X	4	40	10.0	12	1
10/29 BAL	X	X	6	163	27.2	53	2
11/5 @ TB	X	X	11	123	11.2	24	1
11/12 @ PIT	X	X	10	169	16.9	29	0
11/19 CIN	X	X	0	0	0.0	0	0
11/26 @ ATL	Inactive						
12/3 SF	Inactive						
12/10 @ DAL	X	X	5	48	9.6	12	0
12/17 WAS	X		7	84	12.0	24	0
12/24 @ NYG	X	X	4	37	9.3	23	1
12/31 CAR	X	X	0	0	0.0	0	0
2006 Season	14	12	70	1038	14.8	86t	8
2007	GP	ST	REC	YDS	AVG	LG	TD
9/6 @ IND	X	X	6	47	7.8	13	0
9/16 @ TB	X	X	8	70	8.8	16	1
9/24 TEN	X	X	4	68	17.0	37	0
10/7 CAR	X	X	4	31	7.8	15	0
10/14 @ SEA	X	X	1	2	2.0	2	1
10/21 ATL	X	X	3	45	15.0	33	0
10/28 @ SF	X		8	85	10.6	17	3
11/4 JAX	X		10	159	15.9	30	0
11/11 STL	X	X	8	129	16.1	36	0
11/18 @ HOU	X	X	9	118	13.1	32	0
11/25 @ CAR	X	X	7	93	13.3	45	1
12/2 TB	X	X	2	39	19.5	40	0
12/10 @ ATL	X	X	9	92	10.2	25	2
12/16 ARZ	X	X	8	114	14.3	21	1
12/23 PHI	X	X	3	16	5.3	11	0
12/30 @ CHI	X	X	8	94	11.8	21	2
2007 Season	16	14	98	1202	12.3	45	11

MARQUES COLSTON




Year	Team	GP	GS	RECEIVING				TD
				No	Yds	Avg	Lg	
2006	New Orleans	14	12	70	1,038	14.8	86t	8
2007	New Orleans	16	14	98	1,202	12.3	45	11
NFL Totals		30	26	168	2,240	13.3	86t	19

CAREER HIGHS: Receptions— 11, at Tampa Bay (11/5/06); **Receiving Yards**— 169, at Pittsburgh (11/12/06); **Long Reception**— 86t, at Carolina (10/1/06); **Receiving TDs**— 3, at San Francisco (10/28/07).

POSTSEASON

Year	Team	GP	GS	RECEIVING				TD
				No	Yds	Avg	Lg	
2006	New Orleans	2	2	10	118	11.8	29	1
Postseason		2	2	10	118	11.8	29	1

POSTSEASON CAREER HIGHS: Receptions— 5 (2x), last at Chicago (1/21/07); **Receiving Yards**— 63, at Chicago (1/21/07); **Long Reception**— 29, at Chicago (1/21/07); **Receiving TDs**— 1, at Chicago (1/21/07).



Terrance COPPER 18

HEIGHT: 6-0 WEIGHT: 207
 COLLEGE: EAST CAROLINA
 JOINED SAINTS: WAI-06 (DAL)
 NFL EXPERIENCE: 5
 BORN: 3/12/82

WR

NFL CAREER – Copper has been invaluable as a special teams performer and as productive component of the passing attack since arriving in New Orleans in 2006. Over the last two seasons, the fifth-year veteran has made contributions across the board for the Saints, hauling in 38 passes for 511 yards and five touchdowns, returning six kickoffs for 128 yards, taking a reverse for eight yards and recording 14 stops and a fumble recovery on the coverage units. Copper has played in 30 games for New Orleans, with five starts, since being claimed off waivers from the Dallas Cowboys on the eve of the 2006 regular season. He initially emerged as a viable target over the last half of that season, when he posted a career-best 23 receptions for 385 yards and three TDs. His most memorable catch in 2006 was a 48-yard “Hail Mary” reception at Atlanta while surrounded by a handful of defenders. Copper was re-signed to a two-year contract in the offseason before entering free agency.

CAREER TRANSACTIONS – Re-signed by Saints to two-year contract, 2/20/08; Re-signed to one-year contract (RFA), 3/27/07; Tendered one-year contract by Saints (RFA), 3/4/07; Claimed off waivers by Saints, 9/4/06; Waived by Dallas Cowboys, 9/2/06; 3/7/06 Re-signed by Dallas to one-year contract, 3/7/06; Signed by Dallas to two-year contract as undrafted free agent, 4/30/04.

2007 – Played in 15 games with one start, inactive at Seattle, Oct.

14...Recorded 15 catches for 126 yards (8.4 avg.) with a long of 21 and a pair of touchdowns...On special teams, had 11 tackles (9 solo) and two kickoff returns for 49 yards...At San Francisco, Oct. 28, had two catches for 10 yards, including a two-yard TD grab...Recovered an onside kick in first quarter that led to a touchdown drive vs. Jacksonville, Nov. 4...Played in 50th career game at Houston, Nov. 18, and had a catch for five yards and a special teams stop...Dec. 2 vs. Tampa Bay had a four-yard touchdown catch.

2006 – Claimed Sept. 4 off waivers following the final preseason contest, and became a regular contributor to the offense by midseason after injuries to wide receiver corps...Appeared in 15 games, starting four...Inactive vs. Carolina, Dec. 31, with foot injury...Had career-best 23 receptions for 385 yards and three TDs...Recorded nine catches of 20 yards or more, and 16 first downs...Also returned four kickoffs for 79 yards (19.8 avg.)...Majority of action in first eight games came on special teams...First NFL start came at Tampa Bay, Nov. 5, and recorded an 11-yard catch and an eight-yard run on fourth-and-inches for a first down...Had career-high totals at Pittsburgh, Nov. 12, with six receptions for 92 yards and a TD, including a 32-yard grab...Posted six catches again the following week vs. Cincinnati, for 87 yards and a 27-yard TD...Lone catch at Atlanta, Nov. 26 was 48-yard “Hail Mary” scoring grab as time expired in first half, his third-straight week with a TD...Had three receptions for 38 yards vs. Washington, Dec. 17...Recorded two catches for 46 yards at NY Giants, Dec. 24, including a 40-yard pass...Posted four receptions for 32 yards in postseason, including three grabs for 29 yards in NFC Championship at Chicago. **2005** – Played in all 16 games for Cowboys, contributing primarily on special teams...Ranked fifth with 11 special teams tack-

2007 GAME BY GAME

Date	Opp.	RECEIVING				YDS	AVG	LG	TD
		GP	ST	REC	YDS				
9/6	@ IND	X	X	0	0	0.0	0	0	
9/16	@ TB	X	X	1	6	6.0	6	0	
9/24	TEN	X	X	2	23	11.5	15	0	
10/7	CAR	X	X	0	0	0.0	0	0	
10/14	@ SEA	Inactive							
10/21	ATL	X	X	0	0	0.0	0	0	
10/28	@ SF	X	X	2	10	5.0	8	1	
11/4	JAX	X	X	0	0	0.0	0	0	
11/11	STL	X	X	0	0	0.0	0	0	
11/18	@ HOU	X	X	1	5	5.0	5	0	
11/25	@ CAR	X	X	1	12	12.0	12	0	
12/2	TB	X	X	1	4	4.0	4	1	
12/10	@ ATL	X	X	0	0	0.0	0	0	
12/16	ARZ	X	X	2	29	14.5	21	0	
12/23	PHI	X	X	3	28	9.3	10	0	
12/30	@ CHI	X	X	2	9	4.5	9	0	
2007 Season		15	1	15	126	8.4	21	2	



WORTH NOTING

Has served as part of the backbone of the special teams units and also as a sure-handed target in the passing game since being claimed off waivers in 2006.

After recording only eight catches in his first two seasons, Copper has 38 grabs for 511 yards and 5 touchdowns over the last two years for the Saints.


Timely receptions have moved the chains for 23 first downs over the last two years, and he's also run for another, on fourth-and-inches in 2006.

Fills in as a kickoff returner when needed and also has posted 14 stops on the coverage units.

les and added 16 kick returns for 307 yards (19.2 avg.), with a long of 39.
2004 – Signed as rookie free agent, released prior to regular season and spent eight weeks on practice squad before seeing action in final 10 games...Caught seven passes for 84 yards and returned 16 kickoffs for 307 yards...Had two catches for 18 yards and his first career TD reception at Seattle, Dec. 6.

COLLEGE – One of the most productive receivers in East Carolina history, departing second in school record books with 139 receptions and fourth in ECU history with 1,683 receiving yards...As a senior led Conference USA with 87 grabs for 897 yards and a pair of TDs, also returning 27 punts for 124 yards...As a junior, hauled in 30 passes for 395 yards and returned 30 punts for 328 yards...Industrial technology major.

PERSONAL – Earned honorable mention All-America honors from *USA Today* as a senior at Washington (N.C.) HS, where he was a three-time all-conference and all-area selection...Selected to play in the 1999 Shrine Bowl and East/West All-Star Game.



Jason CRAFT **21**

HEIGHT: 5-10 WEIGHT: 187
 COLLEGE: COLORADO STATE
 JOINED SAINTS: TR-04 (JAX)
 NFL EXPERIENCE: 10
 BORN: 2/13/76

CB

NFL CAREER – One of the most consistent performers in the secondary since his arrival in New Orleans, Craft had one of his finest NFL seasons in 2007. He had his highest tackle-total since joining the Saints in 2004, tying for seventh on the team with 63, and adding eight pass defenses and a pair of interceptions. Craft – who started four contests and played in all 16 games for the third-straight season – is a key component in the club's nickel and dime defensive packages. Acquired in a trade with Jacksonville prior to the 2004 season, Craft has been a valuable addition, recording 168 stops (128 solo), six interceptions with 84 yards in returns, two forced fumbles, knocked away 26 passes and a sack in his time in New Orleans. The former fifth-round pick by the Jaguars in 1999 started 33 games before joining the Saints, including all 16 in 2002. He has also been a solid special teams player during his career, notching 56 tackles and scoring a touchdown in his first NFL game by returning a fumbled kickoff.

CAREER TRANSACTIONS – Re-signed by Saints to four-year contract, 3/14/05; Acquired for a fifth-round pick (150th overall) in trade with Jacksonville Jaguars, 4/8/04; Placed on injured reserve by Jacksonville, 12/19/03; Offer sheet matched by Jacksonville, 5/12/02; Tendered an offer sheet by the Saints for a three-year contract (RFA), 5/5/02; Signed by Jacksonville, 5/18/99; Selected by Jacksonville in fifth round (160th overall) in the 1999 NFL Draft.

2007 – Started four of 16 games and had 63 tackles (50 solo). The tackle total was his highest since joining the Saints, and most since recording a career-best 66 for Jacksonville in 2002...Also recorded two interceptions and eight pass defenses...Oct. 7 started vs. Carolina in place of injured CB Jason David and had six tackles in his 50th game with the Saints. Maintained starting role for the following two weeks...Had seven stops and a pass defense at San Francisco, Oct. 28...Had a banner performance vs. Jacksonville, Nov. 4, with a pair of tackles, two pass defenses and an interception in the end zone with a 21-yard return against his former team...At Carolina, Nov. 25, had an interception and two stops...Tied his career-high with a season-best eight solo stops vs. Philadelphia, Dec.23. **2006** – Played in all 16 games, with five starts, opening the most contests since joining the Saints...Ranked 10th on the team with 52 tackles (38 solo), 10 pass defenses and an interception...Tackle total was fourth among defensive backs...Notched four tackles (three solo) vs. Tampa Bay, Oct. 8. Also credited by the coaching staff as giving one of the key blocks that that helped spring RB Reggie Bush on a 65-yard, game-winning punt return in fourth quarter...Had five stops and a pass defense vs. Baltimore, Oct. 29...Added a season-high eight tackles (six solo) and season-best four pass break-ups at Atlanta, Nov. 26...Had four tackles the following week (two solo) and a pair of pass defenses vs. San Francisco, Dec. 3...Started at Dallas, Dec. 10, and posted an interception and

TERRANCE COPPER



Year	Team	RECEIVING						RUSHING					
		GP	GS	No	Yds	Avg	Lg	TD	Att	Yds	Avg	Lg	TD
2004	Dallas	10	0	7	84	12.0	22	1	1	-1	-1.0	-1	0
2005	Dallas	16	0	1	5	5.0	5	0	0	0	0.0	0	0
2006	New Orleans	15	4	23	385	16.7	48t	3	1	8	8.0	8	0
2007	New Orleans	15	1	15	126	8.4	21	2	0	0	0.0	0	0
NFL totals		56	5	46	600	13.0	48t	6	2	7	3.5	8	0
Saints totals		30	5	38	511	13.4	48t	5	1	8	8.0	8	0

ADDITIONAL STATISTICS: Special Teams Tackles — (2004, 14); (2005, 11); (2006, 3); (2007, 11) **Total: 39;**
 Special Teams Fumble Recoveries — (2006, 1); **Total: 1**

Year	Team	KICKOFF RETURNS				
		No	Yds	Avg	Lg	TD
2004	Dallas	16	307	19.2	39	0
2005	Dallas	2	32	16.0	11	0
2006	New Orleans	4	79	19.8	25	0
2007	New Orleans	2	49	24.5	25	0
NFL totals		24	467	19.5	39	0
Saints totals		6	128	21.3	25	0

CAREER HIGHS: Receptions — 6 (2x), vs. Cincinnati (11/19/06); Receiving Yards — 92, at Pittsburgh (11/12/06); Long Reception — 48t, at Atlanta (11/26/06); Receiving TDs — 1 (6x), last vs. Tampa Bay (12/2/07). Rushes — 1 (2x), last at Tampa Bay (11/5/06); Rushing Yards — 8, at Tampa Bay (11/5/06); Long Rush — 8, at Tampa Bay (11/5/06); Rushing TDs — 0; Kickoff Returns — 3, at Philadelphia (12/19/04); Kickoff Return Yards — 55, at Philadelphia (12/19/04); Long Kickoff Return — 39, at Baltimore (11/21/04); Kickoff Returned for TD — 0.

POSTSEASON

Year	Team	RECEIVING						RUSHING					
		GP	GS	No	Yds	Avg	Lg	TD	Att	Yds	Avg	Lg	TD
2006	New Orleans	2	1	4	32	8.0	14	0	0	0	0.0	0	0
Postseason		2	1	4	32	8.0	14	0	0	0	0.0	0	0

POSTSEASON CAREER HIGHS: Receptions — 3, at Chicago (1/21/07); Receiving Yards — 29, at Chicago (1/21/07); Long Reception — 14, at Chicago (1/21/07); Receiving TDs — 0.

four tackles...In NFC Division Playoff vs. Philadelphia, 1/13/07, recorded a pair of pass breakups and a tackle. **2005** – Appeared in all 16 contests, starting four at RCB...Helped defense rank third in NFL in pass defense...Led club with three interceptions, tying a career-high...Had 36 tackles, three INTs, two forced fumbles, four pass defenses and seven special teams stops...Posted six tackles and an interception at Carolina, Sept. 11...Started at RCB vs. Buffalo Oct. 2, and had a career-long 39-yard INT return...Had a 19-yard interception return and a pass defense at Atlanta Dec. 12 before departing with injured toe...Had five tackles, including first career sack and a forced fumble vs. Carolina, Dec. 18. **2004** – Inactive for first two contests because of an ankle injury but saw action in 14 games at cornerback and contributed on special teams...Finished with 17 tackles (14 solo), four pass defenses and 10 special teams tackles (seven solo)...Forced a

2007 GAME BY GAME

Date	Opp.	DEFENSE		SOLO	AST	TOT	SACK/YDS	INT/YDS	PD	FF	FR
		GP	ST								
9/6	@ IND	X		1	0	1	0 0	0 0	0	0	0
9/16	@ TB	X		1	0	1	0 0	0 0	0	0	0
9/24	TEN	X		5	1	6	0 0	0 0	0	0	0
10/7	CAR	X	X	5	1	6	0 0	0 0	1	0	0
10/14	@ SEA	X	X	2	0	2	0 0	0 0	0	0	0
10/21	ATL	X	X	4	2	6	0 0	0 0	0	0	0
10/28	@ SF	X		6	1	7	0 0	0 0	0	1	0
11/4	JAX	X		2	0	2	0 0	1 21	2	0	0
11/11	STL	X		3	0	3	0 0	0 0	0	0	0
11/18	@ HOU	X		0	0	0	0 0	0 0	1	0	0
11/25	@ CAR	X		2	0	2	0 0	0 0	0	0	0
12/2	TB	X		2	2	4	0 0	0 0	1	0	0
12/10	@ ATL	X		4	1	5	0 0	0 0	1	0	0
12/16	ARZ	X		1	3	4	0 0	0 0	0	0	0
12/23	PHI	X		8	0	8	0 0	0 0	0	0	0
12/30	@ CHI	X	X	4	2	6	0 0	0 0	1	0	0
2007 Season		16	4	50	13	63	0 0	2 21	8	0	0

fumble on special teams that was scooped up by LB Colby Bockwoldt and returned for a TD at Oakland, Oct. 24. **2003** – Saw action in seven games with six starts for Jacksonville, all at RCB...Had 30 tackles (25 solo) and added two interceptions...Suffered a sprained left knee in third quarter vs. Miami, Oct. 12. Had an interception and three tackles (two solo) prior to injury...Inactive (knee) vs. Tennessee, Oct. 26, missing first game after having played in 70-straight contests. Streak of 27-straight starts also closed...Inactive for next three contests before he dressed, but did not play at NY Jets, Nov. 23...Placed on injured reserve, Dec. 19. **2002** – Started all 16 games for first time in career at RCB, and had a career-high 66 tackles (55 solo)...Added three interceptions, 11 pass defenses, a pair of forced fumbles and a fumble recovery...Saw action on every down in 14 games, missing just nine plays all season...Nov. 10 vs. Washington, had three tackles, an interception in end zone, a forced fumble and a pass defense. Received a game ball for his efforts. **2001** – Played in every game for third-straight season, starting eight...Posted 56 tackles (48 solo), two interceptions, and 11 pass defenses...Also had 12 tackles on special teams...Started final five games...Had stellar performance at Cleveland, Dec. 16, with five solo tackles, three pass defenses and first career interception...Had second interception Dec. 30 vs. Kansas City, but suffered a neck/head injury and missed rest of game. **2000** – Played in all 16 games for the second straight season, along with the first three starts of career...Had 29 tackles (24 solo) and four pass defenses...Added nine tackles on special teams. **1999** – Played in all 16

games, primarily in dime packages and was a top contributor on special teams...Ranked fourth on team with 14 special teams tackles...Scored a touchdown in first NFL game, returning a fumbled kickoff 23 yards vs. San Francisco, Sept. 12...Played on defense in seven regular-season games.

COLLEGE – Two-year letterman started 12 of 21 games in 1997-98 at Colorado State...Recorded career totals of 53 tackles and four interceptions...Started every game at cornerback as a senior in 1998, recording 45 tackles (36 solo). Also forced and recovered a fumble, deflected four passes and had four interceptions...In 1997, appeared in nine games as a reserve, seeing most action on special teams...Did not play in 1996...Joined team as a walk-on from Denver Community College in 1995 but did not play...Majored in criminal justice.

PERSONAL – Married (Summer) with son, Javier, and daughters, Samia and Saniya...Two-time All-City selection at East (Denver) HS...Lettered three times in football, basketball and track...Led his team to an 8-2 record and the Denver Prep League title as a senior...Flew in the back seat of an F-15 fighter jet in 2003 while visiting Tyndall Air Force Base in the Florida Panhandle...Full name: Jason Donell Andre Craft.

JASONCRAFT



Year	Team	GP	GS	TACKLES			Yds	INTERCEPTIONS				FUMBLES				
				Tot	Solo	Asst		Sk	No	Yds	Lg	TD	PD	FF	FR	Yds
1999	Jacksonville	16	0	2	2	0	0.0	0	0	0	0	1	0	0	0	
2000	Jacksonville	16	3	29	25	4	0.0	0	0	0	0	4	0	0	0	
2001	Jacksonville	16	8	56	48	8	0.0	0	0	0	0	9	0	0	0	
2002	Jacksonville	16	16	66	55	11	0.0	0	0	0	0	8	2	1	0	
2003	Jacksonville	7	6	30	25	5	0.0	0	0	0	0	2	0	0	0	
2004	New Orleans	14	0	17	14	3	0.0	0	0	0	0	4	0	0	0	
2005	New Orleans	16	4	36	26	10	1.0	11.0	3	63	39	0	4	2	0	
2006	New Orleans	16	5	52	38	14	0.0	0.0	1	0	0	0	10	0	0	
2007	New Orleans	16	4	63	50	13	0.0	0.0	2	21	21	0	8	0	0	
NFL totals		133	46	351	283	68	1.0	11.0	13	217	39	0	50	4	1	0
Saints totals		62	13	168	128	40	1.0	11.0	6	84	39	0	26	2	0	0


ADDITIONAL STATISTICS: Special Teams Tackles — (1999, 14); (2000, 8); (2001, 12); (2004, 10); (2005, 7); (2006, 4); (2007, 1) Total: 56; Special Teams Forced Fumbles- (2004, 1) Total: 1; Special Teams Fumble Recoveries- (1999, 1) Total: 1; Punt Returns — (2002, 1 for 1 yard) Total: 1 for 1 yard

CAREER HIGHS: Tackles — 8 (3x), last vs. Philadelphia (12/23/07); Sacks — 0; Interceptions — 1 (13x), last at Carolina (11/25/07); Int. Ret for TD — 0; Forced Fumbles — 1 (4x), last vs. Carolina (12/18/05); Fumble Recoveries — 1 (3x), last at Tennessee (10/13/02).

POSTSEASON

Year	Team	GP	GS	TACKLES			Yds	INTERCEPTIONS				FUMBLES				
				Tot	Solo	Asst		Sk	No	Yds	Lg	TD	PD	FF	FR	Yds
1999	Jacksonville	2	0	0	0	0	0.0	0	0	0	0	0	0	0	0	
2006	New Orleans	2	0	2	0	2	0.0	0.0	0	0	0	0	2	0	0	0
NFL Totals		4	0	2	0	2	0.0	0.0	0	0	0	0	2	0	0	0
Saints Totals		2	0	2	0	2	0.0	0.0	0	0	0	0	2	0	0	0

ADDITIONAL STATISTICS: Special Teams Tackles — (1999, 2) Total: 2



Jason DAVID

42

HEIGHT: 5-8 WEIGHT: 180
 COLLEGE: WASHINGTON STATE
 JOINED SAINTS: RFA-07 (IND)
 NFL EXPERIENCE: 5
 BORN: 6/12/82

CB

NFL CAREER – Entering his second season in New Orleans, David looks to build on his first Saints campaign that saw him tie for the team-lead with three interceptions and post a career-best 57 tackles in 13 games. The Saints acquired the former Washington State cornerback in the 2007 offseason, signing the defender as a restricted free agent from the Indianapolis Colts, the team that drafted him in the fourth round in 2004. In his career, David has played in 61 regular-season games with 55 starts, recording 200 tackles (148 solo) with 11 interceptions, 43 pass defenses, three forced fumbles and a fumble recovery. He has twice scored touchdowns, returning one of his interceptions for a score and also running back a fumble. In addition, he is a veteran of seven postseason games with six starts, including a Super Bowl XLI victory with the Colts.

CAREER TRANSACTIONS – Signed by Saints to a four-year contract (RFA-Ind), 4/27/07; Signed to four-year contract offer sheet, 4/19/07; Signed to a three-year contract by Indianapolis Colts, 7/28/04; Selected in the fourth round (125th overall) by Indianapolis in the 2004 NFL Draft.

2007 GAME BY GAME

Date	Opp.	DEFENSE		SOLO	AST	TOT	SACK/YDS	INT/YDS	PD	FF	FR
		GP	ST								
9/6	@ IND	X	X	3	0	3	0 0	0 0	1	1	1
9/16	@ TB	X	X	4	1	5	0 0	0 0	0	0	0
9/24	TEN	X	X	5	0	5	0 0	1 19	1	0	0
10/7	CAR	Inactive									
10/14	@ SEA	Inactive									
10/21	ATL	Inactive									
10/28	@ SF	X	X	2	2	4	0 0	0 0	1	0	0
11/4	JAX	X	X	6	2	8	0 0	1 0	0	0	0
11/11	STL	X	X	7	0	7	0 0	0 0	0	0	0
11/18	@ HOU	X	X	3	2	5	0 0	0 0	1	1	0
11/25	@ CAR	X	X	1	1	2	0 0	0 0	1	0	0
12/2	TB	X	X	1	0	1	0 0	0 0	1	0	0
12/10	@ ATL	X	X	4	0	4	0 0	0 0	0	0	0
12/16	ARZ	X	X	4	1	5	0 0	0 0	0	0	0
12/23	PHI	X	X	4	0	4	0 0	0 0	2	0	0
12/30	@ CHI	X	X	4	0	4	0 0	1 2	2	0	0
2007 Season		13	12	48	9	57	0 0	3 21	10	2	1

2007 – Played in 13 games in his first season with the Saints, starting 12 and missing three after fracturing a bone in his forearm...Tied for the team-lead with three interceptions and adding 57 tackles, 10 pass defenses, two forced fumbles and a fumble recovery, returning the fumble for a touchdown...Started at CB in Saints debut against his former team at Indianapolis, Sept. 6, making three tackles and scoring on a play in which he stripped the ball from WR Reggie Wayne,

recovering the fumble and racing 55 yards to the end zone...Recorded his first interception as a Saint vs. Tennessee, Sept. 24, to go along with five solo tackles...Suffered a forearm fracture when making a tackle in the second half against the Titans, causing him to miss the next three games...Set a career-high with eight tackles in his second game back in the lineup and had an interception vs. Jacksonville, Nov. 4...Made five tackles, broke up a pass and forced a fumble at Houston, Nov. 18...At Chicago Dec. 30, intercepted a pass and made four tackles. **2006** – Started 16 games for Indianapolis at RCB for second consecutive year...Posted 53 tackles (38 solo), a fumble recovery, and two interceptions for 16 return yards...Tied for team-lead with 11 pass defenses... Had four tackles and an interception with a 16-yard return vs. Jacksonville, Sept. 24...Posted four stops, two pass defenses and a fumble recovery at N.Y. Jets, Oct. 1...Started three of four games in postseason and had seven tackles (five solo) and a pair of pass defenses... Recorded four tackles in AFC Championship vs. New England, Jan. 21...Had two solo tackles and a pass defense vs. Chicago in Super Bowl XLI. **2005** – Opened all 16 games at RCB and had 41 stops (26 solo), nine pass defenses, a pair of interceptions for 13 yards in returns and two fumble recoveries...Also finished with eight special teams tackles (six solo)...Had an interception with a 13-yard return at San Francisco, Oct. 9...Posted three solo stops and a fumble recovery at New England, Nov. 7...Had a tackle and an interception vs. Pittsburgh, Nov. 28. **2004** – Started 11 of 16 games at RCB as a rookie...A reserve for the first four games and at Detroit, Nov. 25...Recorded 49 tackles (36 solo), a team-high four interceptions with 36 yards in returns, 13 pass defenses and a forced fumble... Reached season-high five tackles in three games...Returned interception 34 yards for a TD vs. Oakland, Oct. 10...Started both playoff contests and totaled five stops.

COLLEGE – Three-year starter at RCB for Washington State who opened final 35 games in 44-game career...Posted career totals of 128 tackles (109 solo), 16 interceptions for 318 yards in returns, three touchdown returns, four fumble recoveries, two forced fumbles and 36 pass defenses...Set school career records for yards and touchdowns...Started 13 games as senior and had 52 tackles, 13 pass defenses, six interceptions, two TD returns and a pair of fumble recoveries...All-Pac-10 as a senior...Started 10 games as junior and had seven interceptions, including a stretch of one in six-straight games...Opened 12 games as a sophomore and had three interceptions for 73 yards in returns, including a 45-yard touchdown against Purdue in the Sun Bowl...Played in nine games as a freshman...Communications major.

PERSONAL – Full name is Jason Aeron Walter David...Born in Edmonton, Alberta...Attended Charter Oak (Covina, Calif.) HS...Played running back, defensive back and kick returner and rushed for 2,046 yards and 27 TDs as a senior, adding six interceptions...Also lettered in track and basketball.

JASON DAVID



Year	Team	GP	GS	TACKLES			Yds	INTERCEPTIONS			FUMBLES					
				Tot	Solo	Asst		Sk	No	Yds	Lg	TD	PD	FF	FR	Yds
2004	Indianapolis	16	11	49	36	13	0.0	0.0	4	36	34t	1	13	1	0	0
2005	Indianapolis	16	16	41	26	15	0.0	0.0	2	13	13	0	9	0	2	5
2006	Indianapolis	16	16	53	38	15	0.0	0.0	2	16	16	0	11	0	1	5
2007	New Orleans	13	12	57	48	9	0.0	0.0	3	21	19	0	10	2	1	55
NFL totals		61	55	200	148	52	0.0	0.0	11	86	34t	1	43	3	4	65
Saints totals		13	12	57	48	9	0.0	0.0	3	21	19	0	10	2	1	55


ADDITIONAL STATISTICS: Special Teams Tackles — (2004, 3); (2005, 8); (2006, 4) Total: 15; Punt Returns — (2004, 8 for 50 yards, 6.3 avg.); (2005, 1 for 0 yards, 0. avg.) Total: 9 for 50 yards, 5.6 avg.

CAREER HIGHS: Tackles — 8, vs. Jacksonville (11/4/07); Sacks — 0; Interceptions — 1 (11x), last at Chicago (12/30/07); Int. Ret for TD — 1, vs. Oakland (10/10/04); Passes Defensed — 2 (6x), last vs. Chicago (12/30/07); Forced Fumbles — 1 (3x), last at Houston (11/18/07); Fumble Recoveries — 1 (4x), last at Indianapolis (9/6/07); Fumble Ret for TD — 1, at Indianapolis (9/6/07).

POSTSEASON

Year	Team	GP	GS	TACKLES			Yds	INTERCEPTIONS			FUMBLES					
				Tot	Solo	Asst		Sk	No	Yds	Lg	TD	PD	FF	FR	Yds
2004	Indianapolis	2	2	5	4	1	0.0	0.0	0	0	0	0	0	0	0	0
2005	Indianapolis	1	1	1	1	0	0.0	0.0	0	0	0	0	0	0	0	0
2006	Indianapolis	4	3	7	5	2	0.0	0.0	0	0	0	0	2	0	0	0
NFL totals		7	6	13	10	3	0.0	0.0	0	0	0	0	2	0	0	0

POSTSEASON CAREER HIGHS: Tackles — 4, vs. New England (1/21/07); Sacks — 0; Interceptions — 0; Int. Ret for TD — 0; Passes Defensed — 1 (2x), last vs. Chicago (2/4/07); Forced Fumbles — 0; Fumble Recoveries — 0.

Jahri
EVANS

73

HEIGHT: 6-4 WEIGHT: 318

COLLEGE: BLOOMSBURG

JOINED SAINTS: D4-06

NFL EXPERIENCE: 3

BORN: 8/22/83

G

NFL CAREER — After two years of helping anchor the right side of the offensive line, Evans is part of the foundation of an offensive front that surrendered the fewest sacks in the NFL in 2007. The aggressive young guard has been a fixture in the lineup since his arrival as a fourth-round pick in 2006, taking over a starting spot in training camp and starting all 32 contests since. A left tackle at Bloomsburg, the hard-working Evans made a rapid transition to the NFL because of his maturity, showing quick feet and a polished technique in pass protection and strength at the point of attack in clearing openings for the running game.

CAREER TRANSACTIONS — Signed to a three-year contract, 7/25/06; Selected in the fourth round (108th overall) of the 2006 NFL Draft.

HONORS — 2006: Pro Football Weekly/PFWA All-Rookie, Dallas Morning News All-Rookie.

2007 — Continued his solid play for an offense that ranked No. 4 overall in the NFL...Started all 16 games at right guard. **2006** — Emerged as one of the line's most consistent performers in training camp and was a starter by early in preseason...Started all 16 games at right guard and both playoff games...Recovered a fumble vs. Philadelphia, Oct. 15.

COLLEGE — Finalist for the Division II Gene Upshaw Offensive Player of the Year Award in each of final two seasons...Anchored the Bloomsburg offensive line at LT after taking over as the starter as a sophomore...In 2005 graded over 85 percent for blocking consistency...As a junior had 88 knockdowns with 10 TD-resulting blocks...Was a reserve in 2002 and redshirted in 2001.

PERSONAL — Attended Frankford (Philadelphia, Pa.) HS...Exercise science major...Born Aug. 22, 1983 in Philadelphia, Pa.

JAHRI EVANS



Games Played/Started: (2006, 16/16); (2007, 16/16) Totals: 32/32

POSTSEASON

Games Played/Started: (2006, 2/2) Totals: 2/2

Troy
EVANS

54

HEIGHT: 6-3 WEIGHT: 238

COLLEGE: CINCINNATI

JOINED SAINTS: UFA-07 (HOU)

NFL EXPERIENCE: 7

BORN: 12/3/77

LB

NFL CAREER — Signed as an unrestricted free agent in 2007, Evans proved to be a key contributor on the special teams units — notching a career-high 18 tackles — and provided veteran depth to the linebacker corps. He has played in 88 games in his career, including appearing in all 16 contests last year, and has posted 87 stops and a pair of fumble recoveries on special teams. He arrived in New Orleans after a five-year stint with the Texans, where he forged his NFL reputation as a top performer on the kick coverage units.

CAREER TRANSACTIONS — Signed by Saints (UFA-Hou) to two-year contract, 4/10/07; Re-signed by Houston Texans to one-year contract, 3/24/06; Re-signed by Houston one-year contract, 4/12/05; Placed on injured

reserve by Houston, 12/15/04, Re-signed by Houston, 10/30/02; Released by Houston, 9/23/02; Signed by Houston, 2/12/02; Granted free agency following 2001 season; Re-signed to St. Louis Rams practice squad, 11/21/01; Waived by St. Louis, 9/27/01; Signed by St. Louis as undrafted free agent, 4/25/01.

2007 – Played in all 16 games, primarily on special teams, and ranked second on the coverage units with a career-high 18 tackles (12 solo)...Added 10 tackles on defense (seven solo)...Had a season-high three tackles on defense vs. Carolina, Oct. 7...Posted two stops on special teams in six contests. **2006** – Saw action in all 16 games, primarily on special teams...Led Texans with 13 special teams stops...Had season-high three special teams tackles (two solo) vs. Tennessee, Dec. 10. **2005** – Played in all 16 games, notching 26 tackles and an interception on defense and 11 special teams stops and a fumble recovery...Had an interception with a three-yard return at Seattle, Oct. 16, along with a pair of tackles...Posted a special teams tackle with a fumble recovery at Indianapolis, Nov. 13...Recorded a career-high nine stops vs. Arizona, Dec. 18... Had six stops and a pass defense vs. Jacksonville, Dec. 24. **2004** – Appeared in 13 games before landing on injured reserve with an ankle injury...Recorded 16 special teams stops...Had four special teams tackles vs. Green Bay, Nov. 21...Placed on injured reserve, Dec. 15. **2003** – Played in 15 games, seeing time on special teams and at inside linebacker...Inactive one game with a thumb injury (vs. New Orleans, Sept. 14)...Posted 15 special teams stops. **2002** – Saw action in 12 games, mainly on special teams, where he posted 14 tackles and a fumble recovery. **2001** – Went to training camp with St. Louis Rams and had a late-season stint on their practice squad.

COLLEGE – Four-year letterman and two-year starter at outside linebacker for the Bearcats...Second-team All-Conference USA selection as a senior after pacing team with 107 tackles and adding 4.5 sacks...Earned UC's Jim Kelly Coaches Spirit Award for leadership on and off the field...Recorded 98 tackles as a junior...Played in every game as a sophomore...Redshirted after making the team as a walk-on his freshman year...Majored in finance.

PERSONAL – Born in Bay City, Mich....Earned All-State honors in football and basketball at Lakota (Cincinnati) HS...He and wife, Jill, have a daughter, Payton.


TROYEVANS



Year	Team	GP	GS	Tot	TACKLES			Yds	INTERCEPTIONS			FUMBLES				
					Solo	Asst	Sk		No	Yds	Lg	TD	PD	FF	FR	Yds
2002	Houston	12	0	0	0	0	0.0	0.0	0	0	0	0	0	0	0	0
2003	Houston	15	0	1	1	0	0.0	0.0	0	0	0	0	0	0	0	0
2004	Houston	13	0	0	0	0	0.0	0.0	0	0	0	0	0	0	0	0
2005	Houston	16	0	26	16	10	0.0	0.0	1	0	0	0	1	0	0	0
2006	Houston	16	0	1	0	1	0.0	0.0	0	0	0	0	0	0	0	0
2007	New Orleans	16	0	10	3	7	0.0	0.0	0	0	0	0	0	0	0	0
NFL totals		88	0	38	20	18	0.0	0.0	1	0	0	0	1	0	0	0
Saints totals		16	0	10	3	7	0.0	0.0	0	0	0	0	0	0	0	0

ADDITIONAL STATISTICS: Special Teams Tackles — (2002, 14); (2003, 15); (2004, 16); (2005, 11); (2006, 13); (2007, 18) Total: 87; Special Teams Fumble Recoveries — (2002, 1); (2005, 1) Total: 2

CAREER HIGHS: Tackles — 9, vs. Arizona (12/18/05); Sacks — 0; Interceptions — 1, at Seattle (10/16/05); Passes Defensed — 1, vs. Jacksonville (12/24/05); Forced Fumbles — 0; Fumble Recoveries — 0; Special Teams Tackles — 4 (2x), last vs. Green Bay (11/21/04).



Scott FUJITA

55

HEIGHT: 6-5 WEIGHT: 250
 COLLEGE: CALIFORNIA
 JOINED SAINTS: UFA-06 (DAL)
 NFL EXPERIENCE: 7
 BORN: 4/28/79

LB

NFL CAREER – After two seasons with the Saints, Fujita is firmly established as one of the club's top defenders, a consistent performer who immediately emerged as a leader of the unit and was voted a captain by his teammates. The first defensive free agent New Orleans signed in 2006 after Sean Payton and his staff took over, Fujita has posted a team-high 238 tackles, 6.5 sacks, five forced fumbles, two interceptions and a pair of fumble recoveries since his arrival. He is a constant in every scheme as the versatile defender rarely leaves the field, both dropping into coverage and filling gaps against the run with equal effectiveness. Fujita paced the Saints in 2006 with 119 stops, a total he equaled last season. His added three forced fumbles and two fumble recoveries in 2007, both career-highs. Including stints with Kansas City (2002-04) and Dallas (2005), the seventh-year veteran has played in 95 games in his career, with 80 starts. Fujita was a fifth-round pick by the Chiefs in 2002 and was traded to Dallas just days before the kickoff of the 2005 regular season.

HONORS – **2006:** NFC Defensive Player of the Week (Week 3).

CAREER TRANSACTIONS – Signed by Saints (UFA) to four-year contract, 3/14/06; Acquired by Dallas Cowboys from Kansas City Chiefs for 2006 sixth-round draft choice and a 2007 conditional pick, 9/3/05; Selected in fifth round by Kansas City (143rd overall) in the 2002 NFL Draft.

2007 – Started 15 contests at strongside linebacker, inactive vs. Carolina, Oct. 7 with ankle injury, marking first time in his career that he missed a game... Notched a team-high 119 tackles (79 solo), three sacks for 26 yards in losses, three forced fumbles, two fumble recoveries and six pass defenses... Selected by teammates as one of five season-long captains... Posted nine or more tackles in seven games... At Indianapolis, Sept. 6, had nine stops (eight solo) and knocked down two passes... Added seven tackles at Tampa Bay, Sept. 16, with a pass defense... Made nine tackles (six solo) vs. Tennessee, Sept. 24, despite missing time in the second half with an ankle injury. The injury forced him on the inactive list vs. Carolina, Oct. 7, the first contest of his career that he did not play in... Returned at Seattle and had nine stops (six solo), Oct. 14... Oct. 21 at Atlanta had seven tackles, a sack and a forced fumble... Notched 10 tackles (seven solo) vs. St. Louis, Nov. 11... Posted 10 tackles (five solo) and a fumble recovery which led to a field goal at Houston, Nov. 18... Knocked down a pass and had 10 stops vs. Tampa Bay, Dec. 2... In finest performance of year, recorded a season-high 12 tackles, tied his career-high with two sacks and set a career-high with a pair of forced fumbles vs. Arizona, Dec. 16... Had eight stops (three solo) in finale at Chicago, Dec. 30. **2006** – Started all 16 games at

1 WORTHNOTING

Fujita has been one of the Saints' top defenders since arriving in 2006, posting 238 stops. Including each of the last two seasons in New Orleans, the strongside linebacker has led his team in tackles four times in his NFL career.

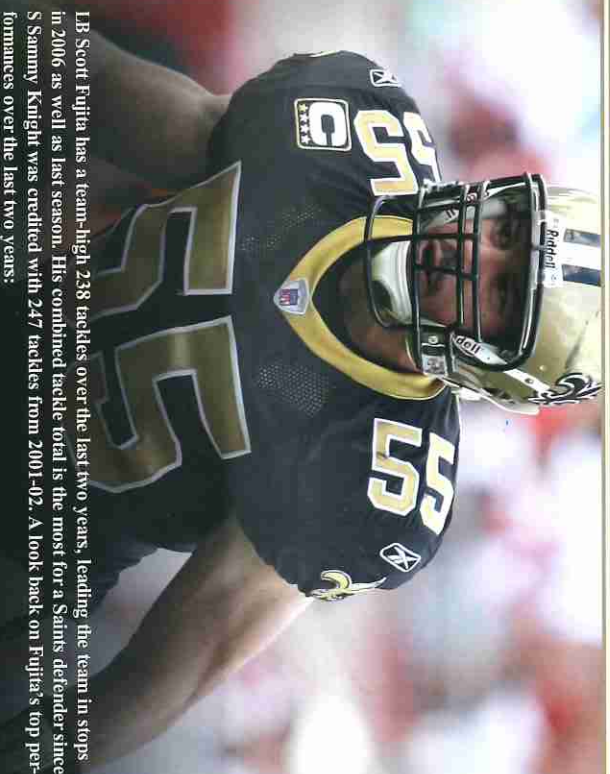
With the Saints, Fujita has recorded 6.5 sacks, five forced fumbles, a pair of fumble recoveries and two interceptions.

Has reached double-digit tackle totals eight times in the 31 games he has appeared in (all starts) since joining the Saints and has forced at least one turnover in five contests.

strongside linebacker, leading team with 119 stops (75 solo) and adding 3.5 sacks, two interceptions, two forced fumbles and eight pass defenses... Had 15 tackles (12 solo) in the postseason, including 11 in NFC Championship at Chicago... Had 10 or more tackles in four games during regular season... Opened Saints career with sparkling performance, notching seven tackles (four solo), an interception with a 19-yard return and a forced fumble vs. Cleveland, Sept. 10... Had nine tackles (seven solo) at Green Bay, Oct. 17... Earned NFC Defensive Player of the Week vs. Atlanta, Sept. 25 with eight stops (six solo), a sack, a deflected pass and a forced fumble... Closed a banner first month with eight tackles and a pair of pass defenses at Carolina, Oct. 1... Notched 10 tackles and a sack vs. Tampa Bay, Oct. 8... Recorded seven stops, a half-sack, two pass defenses and an interception vs. Philadelphia, Oct. 15... Had a season-high 11 tackles (six solo) vs. Cincinnati, Nov. 19, and followed that performance with 10 (eight solo) at Atlanta, Nov. 26... Posted 11 tackles (seven solo) and deflected a pass vs. Washington, Dec. 12... Had five tackles and a sack at the NY Giants, Dec. 24. **2005** – Posted 58 tackles (43 solo), two sacks and a pair of forced fumbles while appearing in 16 games and starting final eight at strongside linebacker... Added nine special teams tackles... Traded by Kansas City to Dallas

eight days prior to kickoff of 2005 season... Had seven tackles vs. Kansas City, Dec. 11, and forced a fumble on a sack. **2004** – In second season as a full-time starter, led the Chiefs with 112 tackles, his second consecutive 100-tackle performance, while adding 4.5 sacks and three passes defended as an OLB... At New Orleans, Nov. 14, tied a career-best with two sacks as well as seven tackles before notching a season-high 14 stops and a half sack against San Diego, Nov. 28... Tied his season-high of 14 tackles at Tennessee, Dec. 13. **2003** – Started

TACKLE LEADER



LB Scott Fujita has a team-high 238 tackles over the last two years, leading the team in stops in 2006 as well as last season. His combined tackle total is the most for a Saints defender since S Sammy Knight was credited with 247 tackles from 2001-02. A look back on Fujita's top performances over the last two years:

Date	Opp.	Totals
12/16/07	vs. Arizona	Team-high 12 tackles (7 solo), two sacks, two forced fumbles
12/2/07	vs. Tampa Bay	10 tackles (6 solo), 1 pass defense
11/18/07	at Houston	10 tackles (5 solo), Recovered fumble
11/11/07	vs. St. Louis	Team-high 10 tackles (seven solo)
10/28/07	at San Francisco	Team-high 6 tackles, 1 fumble recovery, 1 pass defense
10/21/07	vs. Atlanta	Seven tackles, 1 sack, 1 forced fumble
1/21/07	at Chicago	Team-high 11 tackles (9 solo) in NFC Championship
12/17/06	vs. Washington	Team-high 11 tackles (7 solo), 1 pass defense
11/26/06	at Atlanta	Team-high 10 (eight solo)
11/19/06	vs. Cincinnati	Team-high 11 tackles (six solo)
10/15/06	vs. Philadelphia	Seven tackles, 2 sack, 1 INT, 2 pass defenses
10/8/06	vs. Tampa Bay	10 tackles, 1 sack
9/25/06	at Atlanta	8 tackles, 1 sack, 1 forced fumble, 1 pass defense, NFC Defensive Player of the Week
9/10/06	at Cleveland	7 tackles, 1 INT with 19-yard return, 1 forced fumble, 1 pass defense

all 16 games and led team with 151 tackles while ranking fifth with four sacks and posting six passes defended, his first career interception and a forced fumble...His 151 tackles were fifth-most in club history...Notched 15 tackles at Houston, Sept. 21, before recording his first sack at Baltimore, Sept. 28...Posted a career-high two sacks at Green Bay, Oct. 12...Racked up 14 tackles and a sack at Oakland, Oct. 20, before adding a career-high 18 tackles vs. Buffalo, Oct. 26...Picked off his first career pass vs. Chicago, Dec. 28. **2002** – Fifth-round pick started nine of 16 games and had 63 tackles, six passes defended, a sack and tied for second on the team with 15 special teams tackles...Earned first career start at San Diego, Oct. 13 and responded with six tackles, three special teams tackles, a pass defended and a fumble recovery on punt coverage...Against Buffalo, Nov. 17, tallied a season-high nine tackles...Notched first sack of his career vs. St. Louis, Dec. 8.

2007 GAME BY GAME

Date	Opp.	DEFENSE									
		GP	ST	SOLO	AST	TOT	SACK/YDS	INT/YDS	PD	FF	FR
9/6	@ IND	X	X	8	1	9	0 0	0 0	2	0	0
9/16	@ TB	X	X	5	2	7	0 0	0 0	1	0	0
9/24	TEN	X	X	6	3	9	0 0	0 0	0	0	0
10/7	CAR	Inactive									
10/14	@ SEA	X	X	6	3	9	0 0	0 0	0	0	0
10/21	ATL	X	X	5	2	7	1 7	0 0	0	1	0
10/28	@ SF	X	X	6	1	7	0 0	0 0	1	0	1
11/4	JAX	X	X	2	3	5	0 0	0 0	0	0	0
11/11	STL	X	X	7	3	10	0 0	0 0	0	0	0
11/18	@ HOU	X	X	5	5	10	0 0	0 0	0	0	1
11/25	@ CAR	X	X	6	1	7	0 0	0 0	1	0	0
12/2	TB	X	X	6	4	10	0 0	0 0	1	0	0
12/10	@ ATL	X	X	3	1	4	0 0	0 0	0	0	0
12/16	ARZ	X	X	7	5	12	2 19	0 0	0	2	0
12/23	PHI	X	X	4	1	5	0 0	0 0	0	0	0
12/30	@ CHI	X	X	3	5	8	0 0	0 0	0	0	0
2007 Season		15	15	79	40	119	3 26	0 0	6	3	2

COLLEGE – Originally a walk-on safety at California before finishing on scholarship after making the transition from safety to linebacker as a redshirt freshman...Played in 39 games with 24 starts for the Golden Bears and recorded 124 tackles, seven sacks, two forced fumbles and a fumble recovery...Started all 11 games at weakside linebacker as a senior and was named All-Pac 10 honorable mention and Academic All-Pac 10 after registering 60 tackles, 2.5 sacks and a pair of forced fumbles...As a junior, he earned All-Pac 10 honorable mention, starting 11 games and notching 41 tackles and four sacks...Played in 10 games with two starts as a sophomore...Saw time in seven games as a redshirt freshman playing mainly on special teams after making the move from safety to linebacker.

PERSONAL – A two-sport standout at Rio Mesa (Calif.) HS in football and basketball...At safety and linebacker collected 118 tackles, four sacks and five interceptions and 15 catches for 350 yards and six scores as a tight end...Graduated with a degree in political science and added a masters in education from California...Recruited by several Ivy League schools...Full name: Scott Anthony Fujita (pronounced Foo-GEE-ta)...Married, wife Jaclyn, and recently had twins: Isabelle and Delilah.

SCOTT FUJITA



Year	Team	GP	GS	TACKLES			Yds	INTERCEPTIONS				FUMBLES				
				Tot	Solo	Asst		Sk	No	Yds	Lg	TD	PD	FF	FR	Yds
2002	Kansas City	16	9	63	49	14	1.0	8.0	0	0	0	0	6	0	0	0
2003	Kansas City	16	16	151	110	41	4.0	18.0	1	8	8	0	6	1	0	0
2004	Kansas City	16	16	112	71	41	4.5	25.0	0	0	0	0	3	0	0	0
2005	Dallas	16	8	58	43	15	2.0	17.0	0	0	0	0	1	2	0	0
2006	New Orleans	16	16	119	75	44	3.5	16.5	2	19	19	0	8	2	0	0
2007	New Orleans	15	15	119	79	40	3.0	26.0	0	0	0	0	6	3	2	0
NFL totals		95	80	622	427	195	18.0	110.5	3	27	19	0	30	8	2	0
Saints totals		31	31	238	154	84	6.5	42.5	2	19	19	0	14	5	2	0


ADDITIONAL STATISTICS: Special Teams Tackles — (2002, 15); (2004, 1); (2005, 9) Total: 25; Special Teams Fumble Recoveries — (2002,1) Total:1

CAREER HIGHS: Tackles — 18, at Buffalo (10/26/03); Sacks — 2 (3x), last vs. Arizona (12/16/07); Interceptions — 1 (3x), last vs. Philadelphia (10/15/06); Passes Defended — 2 (5x), last at Indianapolis (9/6/07); Forced Fumbles — 2, vs. Arizona (12/16/07); Fumble Recoveries — 1 (2x), last at Houston (11/18/07); Special Teams Tackles — 3, at San Diego (10/13/02).

POSTSEASON

Year	Team	GP	GS	TACKLES			Yds	INTERCEPTIONS				FUMBLES				
				Tot	Solo	Asst		Sk	No	Yds	Lg	TD	PD	FF	FR	Yds
2003	Kansas City	1	1	5	3	2	0.0	0.0	0	0	0	0	1	0	0	0
2006	New Orleans	2	2	15	12	3	0.0	0.0	0	0	0	0	0	0	0	0
NFL Totals		3	3	20	15	5	0.0	0.0	0	0	0	0	1	0	0	0
Saints Totals		2	2	15	12	3	0.0	0.0	0	0	0	0	0	0	0	0

POSTSEASON CAREER HIGHS: Tackles — 11, at Chicago (1/21/07); Sacks — 0; Interceptions — 0; Passes Defended — 1, vs. Indianapolis (1/11/04); Forced Fumbles — 0; Fumble Recoveries — 0.



Randall GAY

20

HEIGHT: 5-11 WEIGHT: 190

COLLEGE: LOUISIANA STATE

JOINED SAINTS: UFA-08 (NE)

NFL EXPERIENCE: 5

BORN: 5/5/82

CB

NFL CAREER – Bolstering the defensive backfield, the Saints acquired Gay early in the free agency period, signing the fifth-year cornerback as an unrestricted free agent. The former New England Patriots standout has plenty of big-game experience, making two trips to the Super Bowl in his four NFL seasons and playing in six postseason contests (four starts). He has appeared 39 regular season games, 14 as a starter. As a rookie, he was New England's leading tackler in the Super Bowl XXXIX victory over the Philadelphia Eagles, making 11 solo stops. A young yet proven player, Gay has shown he can play tight man-to-man coverage as well as function in zone defense, amassing 83 career tackles along with five interceptions, 14 pass defenses, a forced fumble and three fumble recoveries, returning two of the fumbles for touchdowns.

CAREER TRANSACTIONS – Signed by Saints to a four-year contract (UFA-NE), 3/4/08; Signed by New England Patriots as an undrafted rookie free agent, 4/29/04.

2007 – Played in all 16 games for New England, starting three, and set career-bests with three interceptions and seven pass defenses... Totaled 33 tackles (30 solo) and also forced a fumble that he recovered and returned for a TD... Started at cornerback vs. San Diego, Sept. 16, and had three solo tackles and a pass defense... Picked off a Carson Palmer pass at Cincinnati, Oct. 1 in the fourth quarter for his first interception since 2004... Had first forced fumble of his career on tackle of TE Kellen Winslow vs. Cleveland, Oct. 7, then recovered the ball and raced 15 yards for a touchdown... Had second interception of season and sprinted for a gain of 31 yards at Miami, Oct. 21... Grabbed his third interception at Buffalo, Nov. 18, with a return of 21 yards... Started at cornerback and tallied a season-high eight tackles (five solo) with a forced fumble in the Patriots' 31-20 win over the Jaguars in the AFC Divisional Playoff, Jan. 12... Knocked down two passes against the N.Y. Giants in Super Bowl XLII. **2006** – Played in first three games before being placed on injured reserve on Sept. 27 with a hamstring injury... Made one tackle on defense and another on special teams. **2005** – Played in five games with two starts and recorded 11 tackles (10 solo), a pass defense and three special teams tackles... Placed on injured reserve with an ankle injury, Nov. 15... Played in a reserve role at cornerback and safety in opener vs. Oakland, Sept. 8, and collected two solo tackles and tied for the team lead with three special teams stops... Started at safety and collected a season-high six tackles (five solo) vs. Indianapolis, Nov. 7. **2004** – Started nine of 15 games as a rookie and earned starting nod at LCB in all three playoff games... Started more games than any other Patriots rookie and was only first-year player to start all three playoff contests... Collected 38 tackles (34 solo) and two interceptions and also returned a fumble for a touchdown... Tied for third on team with 18 tackles (16 solo) in playoffs... Saw significant action and registered two solo tackles and an interception against Miami, Oct. 10... Had first career interception when he picked off a Jay Fielder pass and returned it 10 yards in the first quarter... Made his first career start at free safety and tallied two tackles and a fumble recovery vs. N.Y. Jets, Oct. 24... Registered first career touchdown with a 41-yard fumble return in the third quarter against Cleveland, Dec. 5... Led the team with 11 solo tackles, while collecting a pass defense and a forced fumble in the Patriots' 24-21 victory over the Eagles in Super Bowl XXXIX.

COLLEGE – Started 16 of 42 games for the Tigers, recording 123 tackles (86 solos) with three sacks for 32 yards, six stops for losses of 37 yards, two interceptions and 28 pass deflections... Finished his senior season with 31 tackles (22 solos), two sacks for minus 25 yards, four stops for losses of 29 yards and eight quarterback pressures... Also deflected 13 passes... Started 11 games as a junior at left cornerback and the Auburn clash at free safety... Recorded a career-high 64 tackles (46 solos) with a stop behind the line of scrimmage, four quarterback pressures and eleven pass deflections... Played in every game as a sophomore, starting vs. Arkansas at nickel back... Recorded 25 tackles (17 solos) with a seven-yard sack, two interceptions and four pass deflections and a forced fumble... Played in five games as a freshman, making two tackles.

PERSONAL – Randall Jerome Gay, Jr., was born on May 5, 1982 in Baton Rouge, La... Nickname is "Blue"... Attended Brusly (La.) High, playing football for coach Brady Perry... First-team All-District as a junior and senior... First-team All-Metro both years... Lettered four years in football, three in weight lifting, two in baseball and one in track... Played in only eight games as a senior due to a knee injury but still managed to rush for 1,067 yards and 13 touchdowns... Also caught three touchdown passes and ran back two punts for scores... Majored in marketing at LSU... Randall and his wife, Desha, have a son, Randall III.

RANDALL GAY



Year	Team	GP	GS	TACKLES				Yds	INTERCEPTIONS				FUMBLES			
				Tot	Solo	Asst	Sk		No	Yds	Lg	TD	PD	FF	FR	Yds
2004	New England	15	9	38	34	4	0.0	0.0	2	23	13	0	6	0	2	41
2005	New England	5	2	11	10	1	0.0	0.0	0	0	0	0	1	0	0	0
2006	New England	3	0	1	1	0	0.0	0.0	0	0	0	0	0	0	0	0
2007	New England	16	3	33	30	3	0.0	0.0	3	52	31	0	7	1	1	15
NFL totals		39	14	83	75	8	0.0	0.0	5	75	31	0	14	1	3	56


ADDITIONAL STATISTICS: Special Teams Tackles — (2005, 3); (2006, 1); (2007, 1) Total: 5.

CAREER HIGHS: Tackles — 7, vs. Cincinnati (12/12/04); Sacks — 0; Interceptions — 1 (5x), last at Buffalo (11/18/07); Int. Ret for TD — 0; Passes Defensed — 2, vs. Baltimore (11/28/04); Forced Fumbles — 1, vs. Cleveland (10/7/07); Fumble Recoveries — 1 (3x), last vs. Cleveland (10/7/07); Fumble Ret for TD — 1 (2x), last vs. Cleveland (10/7/07).

POSTSEASON

Year	Team	GP	GS	TACKLES				Yds	INTERCEPTIONS				FUMBLES			
				Tot	Solo	Asst	Sk		No	Yds	Lg	TD	PD	FF	FR	Yds
2004	New England	3	3	18	16	2	0.0	0.0	0	0	0	0	1	1	0	0
2007	New England	3	1	9	6	3	0.0	0.0	0	0	0	0	2	1	0	0
NFL totals		6	4	27	22	5	0.0	0.0	0	0	0	0	3	2	0	0

POSTSEASON CAREER HIGHS: Tackles — 11, vs. Philadelphia (2/6/05); Sacks — 0; Interceptions — 0; Int. Ret for TD — 0; Passes Defensed — 2, vs. N.Y. Giants (2/3/08); Forced Fumbles — 1 (2x), last vs. Jacksonville (1/12/08); Fumble Recoveries — 0.



Ronnie
Ghent

85

HEIGHT: 6-2 WEIGHT: 253

COLLEGE: LOUISVILLE

JOINED SAINTS: FA-07

NFL EXPERIENCE: 2

BORN: 1/5/80

TE

NFL CAREER – A hard-worker with ability and sure hands, Ghent joined the Saints at the outset of the 2007 preseason and earned a place on the active roster after spending nearly three full seasons on the practice squad of the Cincinnati Bengals. Seeing most of his action on special teams and as a blocking tight end, Ghent played in the final eight games of the regular season for the

Saints. Originally signed out of the University of Louisville as an undrafted free agent by the Philadelphia Eagles in 2004, Ghent will look to establish himself once again in the New Orleans tight end rotation in 2008.

CAREER TRANSACTIONS – Re-signed by Saints, 9/3/07; Waived by Saints, 8/31/07; Signed by Saints, 8/1/07; Waived by Cincinnati Bengals, 7/16/07; Re-signed by Cincinnati, 1/2/07; Placed on Bengals’ Practice Squad/Injured List, 11/1/06; Signed to practice squad by Cincinnati, 9/4/06; Waived by Cincinnati, 9/2/06; Signed to active roster by Cincinnati, 1/4/06; Signed to practice squad by Cincinnati, 9/4/05; Waived by Cincinnati, 9/3/05; Signed to active roster by Cincinnati, 1/3/05; Signed to practice squad by Cincinnati, 10/19/04; Waived by Philadelphia Eagles, 8/31/04; Signed by Philadelphia as an undrafted free agent, 4/27/04.

2007 – Played in eight games for the Saints, primarily on special teams and as a blocking tight end in multi-tight end sets after signing with the team in preseason...Was inactive for the first eight games of the season...Made NFL regular season debut vs. St. Louis, Nov. 11, playing on kickoff return unit. **2006** – Played in four preseason games for Cincinnati, with two receptions for 11 yards and one special teams tackle...Waived Sept. 2, and signed Sept. 4 to Bengals practice squad...Placed on Practice Squad/Injured List Nov. 1, due to foot injury suffered in practice, Oct. 25. **2005** – Played in all four preseason games for Bengals, catching two passes for 11 yards and recording two special teams tackles...Waived on Sept. 3, and signed on Sept. 4 to Bengals practice squad, where he spent the full season. **2004** – Signed April 27 with Philadelphia as college free agent...Had two catches for 19 yards in preseason for Eagles before being waived Aug. 31...Signed Oct. 19 to Bengals practice squad, where he spent the season’s last 11 weeks.


COLLEGE – Four-year starter at Louisville and was the first player in Conference USA history to earn first-team all-league honors in all four seasons of his career...Caught at least one pass in each of his final 37 games...Lost time due to a knee injury in 2002, but had 34 catches for 421 yards and four TDs as a senior in ’03...Totaled 120 catches for 1,349 yards and 15 TDs over career.

PERSONAL – Hometown is Lakeland, Fla...Hosted the Ronnie Ghent Youth Achievement Camp during the 2008 offseason in Lakeland, teaching athletic as well as academic skills to children seven and older in his hometown...Attended Lakeland High School, where his football team compiled a 42-2 record in his three varsity seasons and also lettered in basketball and track...Justice administration major at Louisville ... Full name is Ronnie Jerome Ghent...Last name is pronounced “gent” (as in “gentleman”).

RONNIE GHENT



Year	Team	RECEIVING						
		GP	GS	No	Yds	Avg	Lg	TD
2007	New Orleans	8	0	0	0	0.0	0	0
NFL Totals		8	0	0	0	0.0	0	0



Aaron GLENN 31

HEIGHT: 5-9 WEIGHT: 183

COLLEGE: TEXAS A&M

JOINED SAINTS: UFA-08 (JAX)

NFL EXPERIENCE: 15

BORN: 7/16/72

CB

NFL CAREER – A veteran cornerback who ranks among the league-leaders in longevity and production, Glenn brought an impressive résumé with him to New Orleans when he signed as an unrestricted free agent. Having played in 201 regular-season games (175 starts), the three-time Pro Bowler enters his 15th NFL season fifth among active players with 41 interceptions (trailing only Darren Sharper-53, Ty Law-52, Champ Bailey-42 and Sammy Knight-42), and tied for third with having returned six for touchdowns. The former first-round pick of the New York Jets in 1994 joins the secondary after spending his first eight seasons with the Jets, three seasons with the Houston Texans, two as a Dallas Cowboy, and last season in Jacksonville. Over his tenure, he has amassed 654 tackles (526 solo), along with 166 pass defenses, five forced fumbles and three fumble recoveries. In addition to the six interceptions returned for touchdowns, he has also scored on a 104-yard missed field goal return and brought back a kickoff 96 yards to give him eight career TDs. Glenn has also played in four career playoff games, notching nine postseason tackles.

CAREER TRANSACTIONS – Signed by Saints to a one-year contract (UFA-JAX), 4/7/08; Signed by Jacksonville Jaguars to one-year contract, 9/3/07; Released by Dallas Cowboys, 9/1/07; Signed by Dallas (FA), 4/27/05; Released by Houston Texans, 4/27/05; Placed on injured reserve, 12/10/03; Signed to a five-year contract extension by Houston, 9/24/02; Selected by Houston from New York Jets in NFL Expansion Draft, 2/18/02; Re-signed by N.Y. Jets, 7/21/94; Selected by N.Y. Jets in first round (12th overall) of the 1994 NFL Draft.

HONORS – **2002:** Pro Bowl starter; *The Sporting News* All-Pro (first-team); *College & Pro Football Newsweekly* All-Pro (first-team); *Football Digest* All-Pro (second-team); *Pro Football Weekly* All-AFC (first-team); AFC Defensive Player of the Week (Week 14). **2000:** Pro Bowl alternate. **1998:** Pro Bowl; *Pro Football Weekly* All-AFC (first-team); AFC Special Teams Player of the Week (Week 11). **1997:** Pro Bowl starter; *Pro Football Weekly* All-AFC (first-team). **1994:** *Football News* All-Rookie; *College & Pro Football Newsweekly* All-Rookie.

2007 – Played in five games for Jacksonville, starting four, and tallied 19 tackles (13 solo), three pass defenses and one interception, which he returned 28 yards for a touchdown...Made five tackles and grabbed his lone interception of the year at Tampa Bay, Oct. 28. The pick was his 41st career INT and extended his streak of seasons with at least one to 13...Posted a season-high eight tackles (five solo) from his starting right cornerback spot at New Orleans, Nov. 4. **2006** – Played in all 16 games for Dallas as nickel corner, notching 20 tackles, six pass defenses and one interception...At Tennessee, Oct. 1, made his only interception of season and 40th of his

career...Made only start of season in win at Carolina, Oct. 29, when Cowboys opened with three corners...Had a season-high five tackles at N.Y. Giants, Dec. 3. **2005** – Played in all 16 games and started seven, leading Cowboys with four interceptions and also had eight pass defenses and 33 tackles...At San Diego, Sept. 11, intercepted a Drew Brees pass in end zone on a fourth down play in game's final seconds...Started vs. Denver, Nov. 24, and had four tackles. His first tackle was the 600th of career...In his fourth consecutive start, at the Giants, Dec. 4, had two interceptions for second time in career. **2004** – In final season with Houston, started 16 games at LCB and made 59 tackles with 11 pass defenses and five interceptions...Had second interception of season Oct. 17 at Tennessee...Made four tackles and an interception vs. Green Bay, Nov. 21...Made two tackles and broke up five passes at Chicago Dec. 19, including his fifth interception of season, which came on a fake field goal. **2003** – Started 11 games and missed five, including two in middle of season because of a groin injury and three at end of season after he was placed on injured reserve with a groin injury, recording 29 tackles, 16 pass defenses, and an interception...Following season, his teammates voted him the recipient of Ed Block Courage Award...Departed vs. Jacksonville Sept. 28 because of a groin strain and missed the next two games...

! WORTHNOTING

Three-time Pro Bowl selection has recorded 41 interceptions – fifth among active players – five forced fumbles and three fumble recoveries.

Glenn has scored eight touchdowns in his career, six off interception returns, one after taking back a missed field goal 104 yards, and a 96-yard kickoff return.

Drafted in the first round by the Jets in 1994, Glenn has started 175 of 201 games over the previous 14 seasons, including stints with New York (1994-2001), the Houston Texans (2002-04), the Dallas Cowboys (2005-06) and last year with Jacksonville.

Registered lone interception vs. Carolina, Nov. 2...Departed at Jacksonville, Dec. 7, with a groin injury. Placed on injured reserve three days later. **2002** – Selected by Texans with third pick in 2002 NFL Expansion Draft, and responded with a career year, making his third Pro Bowl...Also earned first-team All-Pro honors from *The Sporting News* and first-team All-AFC honors from *Pro Football Weekly*...Had a career-high 72 tackles along with 16 pass defenses, and five interceptions with a career-best 181 return yards and returned two for TDs...In franchise's first game, vs. Dallas (Sept. 8), posted four tackles and an interception...Had an interception at San Diego, Sept. 15, marking the fourth time he had interceptions in consecutive games...Recorded his first career sack vs. Jacksonville, Nov. 17...Had a career performance at Pittsburgh, Dec. 8, making eight tackles and returning two interceptions for touchdowns, one in the first quarter to give the Texans a 14-0 lead and the other late in fourth quarter to secure the victory. Was named AFC Defensive Player of the Week for first time. **2001** – In final season with Jets, started 12 of 13 games he played, missing three with a sprained knee...Registered 39 tackles, 13 pass defenses, a team-high five interceptions, a forced fumble and a fumble recovery...Recorded 20th career interception at New England, Sept. 23...At Carolina, Oct. 28, had an interception which he returned 22 yards to set up a game-winning field goal...Posted an inter-

ception and forced a fumble at New Orleans, Nov. 4...Returned an interception 60 yards for a TD at Miami, Nov. 18. The interception was the 24th and final of his Jets career and tied him for third in team history...Sprained knee in second quarter vs. New England Dec. 2 and missed rest of game as well as next three...Returned vs. Buffalo, Dec. 30 as a nickel back and didn't start for first time in his NFL career. **2000** – Started all 16 games, recording 37 tackles, 14 pass defenses and four interceptions, being named first alternate to the AFC Pro Bowl squad...Made his first interception at Tampa Bay, Sept. 24...Returned an interception 34 yards at Oakland, Dec. 11 and closed year with his fourth interception at Baltimore, Dec. 24. **1999** – Started all 16 games at LCB and posted 47 tackles, 12 pass defenses, three interceptions and a fumble recovery...Also had 27 kickoff returns for 601 yards (22.3 yards per return)...Made a season-high seven tackles with an interception at Oakland, Oct. 24...Notched two tackles and an interception at Miami, Dec. 27. **1998** – Made second-consecutive Pro Bowl after recording 48 tackles, 11 pass defenses and a career-high six interceptions...Also returned 24 kickoffs for 585 yards (24.4 yards per return)...Had eight tackles and first interception of season vs. Baltimore, Sept. 13...At Indianapolis Nov. 15, earned AFC Special Teams Player of the Week honors after returning a missed field goal 104 yards for a touchdown, the longest play in Jets history...Dec. 6 vs. Seattle, injured right ankle while intercepting a pass and didn't return...Missed last three games, but returned for the two postseason contests. **1997** – After notching 65 tackles, 12 pass defenses and an interception, earned his first Pro Bowl selection...Finished second in NFL with a 26.5-yard average on 28 kickoff returns (741 yards), including a TD...Returned kickoff 96 yards for a touchdown vs. Buffalo, Sept. 7...Notched lone interception of season at Indianapolis, Oct. 5. **1996** – Started 16 games at LCB and made 48 tackles with 14 pass defenses and four interceptions, two returned for TDs...At Miami, Sept. 15, he intercepted Dan Marino on fourth-and-goal and returned it 100 yards for a TD...Picked off a pass against Philadelphia Dec. 14 and returned it 13 yards for a TD. **1995** – Opened all 16 games for Jets and made 63 tackles, along with 17 pass defenses, an interception, a forced fumble, and a fumble recovery...Had first career interception vs. Seattle, Nov. 26, when he stepped in front of a Rick Mirer pass. **1994** – Selected 12th overall in NFL Draft after Jets traded their first- (13th overall) and fifth-round picks to New Orleans to move up...Started 15 games at LCB and made 69 tackles with 13 pass defenses and two forced fumbles...Ninth in AFC with 21.6 yards per kickoff return.

COLLEGE – Two-time All-America at Texas A&M, where he played defensive back and returned punts...Departed as school's all-time leader in passes defended in a season (20), season punt-return average (19.9), and punt return yards in a game (131)...Earned first-team All-America honors and was a consensus All-SWC pick as a senior after making 27 tackles, 13 pass deflections, and three interceptions...Also led nation with 19.9 yards per punt return, which broke school record of 16.1 set in 1951...As a junior, had six interceptions and was second-team All-American as well as first-team All-SWC and SWC Newcomer of the Year honors...Set a conference and school record with 20 pass breakups and went eight consecutive games without allowing a reception...Transferred to Texas A&M from Navarro (Texas) Junior College, where he earned All-America and All-Conference honors as a sophomore.

PERSONAL – Has established the Aaron Glenn Foundation, which hosts the Red Hot and Jazzy Gala and Tee It Up Golf Tournament to award scholarships to

minority students at Texas A&M and Candlelighters... Majored in kinesiology... As a senior at Nimitz (Humble, Texas) HS, gained over 1,000 rushing yards and over 200 receiving yards and made seven interceptions to earn all-state and all-district honors... Also lettered in basketball and track... The seventh of 11 children, Glenn and his wife, Devaney, have a son, Aaron II, and two daughters, Tristen and Rheaun.

AARON GLENN



Year	Team	GP	GS	TACKLES			Yds	INTERCEPTIONS				FUMBLES				
				Tot	Solo	Asst		Sk	No	Yds	Lg	TD	PD	FF	FR	Yds
1994	N.Y. Jets	15	15	69	56	13	0.0	0	0	0	0	13	2	0	0	
1995	N.Y. Jets	16	16	63	43	20	0.0	1	17	17	0	17	1	1	20	
1996	N.Y. Jets	16	16	49	43	6	0.0	4	113	100t	2	14	1	0	0	
1997	N.Y. Jets	16	16	65	54	11	0.0	1	5	5	0	12	0	0	0	
1998	N.Y. Jets	13	13	48	47	1	0.0	6	23	26	0	11	0	0	0	
1999	N.Y. Jets	16	16	52	47	5	0.0	3	20	12	0	12	0	1	0	
2000	N.Y. Jets	16	16	37	29	8	0.0	4	34	34	0	14	0	0	0	
2001	N.Y. Jets	13	12	39	26	13	0.0	5	82	60t	1	13	1	1	0	
2002	Houston	16	16	72	45	27	1.0	10.0	5	181	70t	2	16	0	0	
2003	Houston	11	11	29	23	6	0.0	0.0	1	0	0	0	16	0	0	
2004	Houston	16	16	59	49	10	0.0	0.0	5	40	23	0	11	0	0	
2005	Dallas	16	7	33	32	1	0.0	0.0	4	10	10	0	8	0	0	
2006	Dallas	16	1	20	19	1	0.0	0.0	1	7	7	0	6	0	0	
2007	Jacksonville	5	4	19	13	6	0.0	0.0	1	28	28t	1	3	0	0	
NFL totals		201	175	654	526	128	1.0	10.0	41	560	100t	6	166	5	3	0

ADDITIONAL STATISTICS: Missed Field Goal Returns — (1998, 1 for 104 yards, TD) **Total: 1 for 104 yards, TD; Punt Returns — (2004, 4 for 22 yards) Total: 4 for 22 yards.**

CAREER HIGHS: Tackles — 10 (2x), last at Oakland (1/6/02); Sacks — 1, vs. Jacksonville (11/17/02); Interceptions — 2 (2x), last at N.Y. Giants (12/4/05); Long Interception Return — 100t, at Miami (9/15/96); Interception Return Yards — 135, at Pittsburgh (12/8/02); Int. Ret for TD — 2, at Pittsburgh (12/8/02); Forced Fumbles — 1 (5x), last at New Orleans (11/4/01); Fumble Recoveries — 1 (3x), last vs. St. Louis (10/21/01); Long Kickoff Return — 96t, vs. Buffalo (9/7/97).

KICKOFF RETURNS

Year	Team	No	Yds	Avg	Lg	TD
1994	N.Y. Jets	27	582	21.6	45	0
1995	N.Y. Jets	1	12	12.0	12	0
1996	N.Y. Jets	1	6	6.0	6	0
1997	N.Y. Jets	28	741	26.5	96t	1
1998	N.Y. Jets	24	585	24.4	62	0
1999	N.Y. Jets	27	601	22.3	50	0
2000	N.Y. Jets	3	51	17.0	22	0
2005	Dallas	1	20	20.0	20	0
2006	Dallas	3	24	8.0	14	0
NFL totals		115	2,622	22.8	96t	1

POSTSEASON

Year	Team	GP	GS	TACKLES			Yds	INTERCEPTIONS				FUMBLES				
				Tot	Solo	Asst		Sk	No	Yds	Lg	TD	PD	FF	FR	Yds
1998	N.Y. Jets	2	0	3	3	0	0.0	0	0	0	0	0	0	0	0	0
2001	N.Y. Jets	1	1	5	2	3	0.0	0	0	0	0	0	0	0	0	0
2006	Dallas	1	0	1	1	0	0.0	0	0	0	0	0	0	0	0	0
2007	Jacksonville	0	0	0	0	0	0.0	0	0	0	0	0	0	0	0	0
NFL Totals		4	1	9	6	3	0.0	0	0	0	0	0	0	0	0	0

POSTSEASON CAREER HIGHS: Tackles — 5, at Oakland (11/12/02); Sacks — 0; Interceptions — 0; Forced Fumbles — 0; Fumble Recoveries — 0.



Jonathan GOODWIN 76

HEIGHT: 6-3 WEIGHT: 318
 COLLEGE: MICHIGAN
 JOINED SAINTS: UFA-06 (NYJ)
 NFL EXPERIENCE: 7
 BORN: 12/2/78



NFL CAREER – Goodwin will take over the reins in the middle of the offensive line after the seventh-year veteran proved last season that he has the skills and leadership to be the club's top center. He stepped in after an injury at the position and started two games in the middle for New Orleans in 2007 - both victories - and played most of another, distinguishing himself with outstanding play. Goodwin, re-signed to a three-year contract in the offseason, started 13 of 74 contests with the New York Jets from 2002-05, including 10 at left guard in 2005. He was a top performer at the University of Michigan, showing his versatility by starting 20 of 29 career games while playing every position on the offensive line other than left tackle.

CAREER TRANSACTIONS – Re-signed by Saints to a three-year contract, 2/27/08; Signed by the Saints to a two-year contract (UFA-NYJ), 3/27/06; Signed to one-year contract by New York Jets (RFA), 4/5/05; Signed to three-year contract by New York, 7/24/02; Selected by New York in fifth round (154th overall) of the 2002 NFL Draft.

2007 – Played in 13 games, starting two...Dressed but did not play in three contests...Appeared primarily on special teams until vs. Atlanta, Oct. 21, when he subbed for injured C Jeff Faine and threw a key block on a 24-yard touchdown run by RB Pierre Thomas...Started the following week in victory at San Francisco, Oct. 28...Had a standout performance vs. Jacksonville, Nov. 4, helping offense to big day while taking on DT tandem of John Henderson and Marcus Stroud...Returned to special teams units for remainder of season.

2006 – Appeared in all 16 games, primarily on special teams, also played center vs. Carolina, Dec. 31. **2005** – Saw action on offensive line and on special teams for first five weeks...Came off bench in Week Six at Buffalo after C Kevin Mawae was injured...Had fourth career start (at LG) at Atlanta, Oct. 24, where he started the rest of season. **2004** – Saw time on special teams and as reserve at guard...Made first career start at right guard vs. San Francisco, Oct. 17, and started the next two games. **2003** – Played in 15 games, mostly on special teams, and was also in rotation at right guard. **2002** – Played in 13 of 16 games, primarily on special teams.

COLLEGE – Began career at Ohio University before transferring to Michigan in 1998...Started 20 of 29 career games...Played four positions (center, right guard, left guard and right tackle) for the Wolverines...All-Big 10 as a

senior...Sat out 1998 under NCAA transfer rules...Started every game at right guard as a freshman at Ohio.

PERSONAL – Brother, Harold (1995-96) played at guard at Michigan... Sports Management and Communications major...“Top 100” choice as a senior at Lower Richland (S.C.) HS as a senior...Born Dec. 2, 1978 in Columbia, S.C.

JONATHAN GOODWIN



Games Played/Started: NY Jets – (2002, 12/0); (2003, 15/0); (2004, 15/3); (2005, 16/10)
New Orleans – (2006, 16/0); (2007, 13/2) **Totals: 87/15**

POSTSEASON

Games Played/Started: N.Y. Jets – (2004, 2/0); New Orleans – (2006, 2/0) **Totals: 4/0**



Martin GRAMATICA

1

HEIGHT: 5-8 **WEIGHT:** 170
COLLEGE: KANSAS STATE
JOINED SAINTS: FA-07
NFL EXPERIENCE: 9
BORN: 11/27/75

K

NFL CAREER – A veteran kicker known for his accurate leg, Gramatica signed with the Saints late in 2007 and split the uprights each time he was called upon, nailing all five field goal attempts and eight extra points. After re-signing with the Saints in the offseason, the ninth-year veteran heads into 2008 with a 77.2% career field goal percentage in 104 career games. The former third round pick of the Tampa Bay Buccaneers in 1999 has made 149-of-193 career field goals and 212-of-214 PATs along with going 13-for-14 on field goals in the postseason and converting all 17 extra points. Playing five-and-a-half seasons with Tampa Bay, he holds the club records for scoring (591 points), field goals made (137) and attempted (179) and was the kicker on the Super Bowl XXXVII championship team in 2002. Gramatica has also kicked for the Indianapolis Colts and Dallas Cowboys.

CAREER TRANSACTIONS – Re-signed with Saints to a one-year contract, 2/12/08; Signed with Saints as a free agent, 12/12/07; Released by Dallas Cowboys, 9/25/07; Signed by Dallas to two-year contract extension, 3/5/07; Signed by Dallas (FA), 11/27/06; Released by Indianapolis Colts, 10/9/06; Signed with Indianapolis (FA), 9/22/06; Released by New England Patriots, 8/23/06; Signed with New England, 4/6/06; Signed to a one-year contract by Indianapolis, 12/8/04; Released by Tampa Bay Buccaneers, 11/30/04; Drafted by Tampa Bay in third round (84th overall) of 1999 NFL Draft.

HONORS – **2002:** NFC Special Teams Player of the Month (December), NFC Special Teams Player of the Week (Week 17), NFC Special Teams Player of the Week (Week 8); **2001:** NFC Special Teams Player of the Week (Week 12); **2000:** Pro Bowl, *Pro Football Weekly* All-NFC First Team, Associated Press Second Team All-Pro, NFC Special Teams Player of the Week (Week 15), NFC Special Teams Player of the Week (Week 15); **1999:** *Pro Football Weekly* and *Football Digest* All-Rookie, NFC Special Teams Player of the Month (November), NFC Special Teams Player of the Week (Week 11).

2007 – Signed with Saints late in season, handling the kicking duties for final three games and converted all five field goal attempts and all eight PATs...Made Saints debut vs. Arizona, Dec. 16, converting all four PAT kicks and a 31-yard field goal...Made all three of his field goal tries and both extra points, tying a career-long with a 55-yard kick at the close of first half vs. Philadelphia, Dec. 23...At Chicago Dec. 30, closed first half by drilling a 48-yard FG and connected on both of PATs. **2006** – Spent time with Patriots, Colts and Cowboys during season...Signed with Patriots on April 6 but was released at end of camp and then signed with Colts on Sept. 22 and played in three games...Released by Indianapolis on Oct. 9 and was out of football until he signed with Dallas, Nov. 27...In his first game with Dallas, hit a 46-yard field goal with six seconds remaining to give Cowboys a 23-20 win at N.Y. Giants, Dec. 3...Hit a season-long 48-yard FG at Atlanta, Dec. 16, and was five-of-five on PATs...Made both field goals and PATs in the NFC Wild Card loss at Seattle, Jan. 6. **2005** – Spent season out of football. **2004** – With Tampa Bay, made 11-of-19 field goals, including a long of 53 yards, and was 21-of-22 on PATs before being released after 11 games...Released by Bucs on Nov. 30 and signed with the Colts, Dec. 8. He handled kickoff duties in the Colts final four regular season games and in the wild card game against Denver, Jan. 9. **2003** – In 16 games with the Bucs, Gramatica made 16-of-26 field goals (61.5 percent) and 33-of-34 PATs to lead team in scoring (81 points) for fifth consecutive season. At Washington Oct. 12, he made five PATs before going three-of-four on field goals, including a 50-yarder vs. Dallas, Oct. 26...Hit both field goal kicks, including a 47-yarder, and a PAT against Green Bay, Nov. 16. **2002** – Played in 16 regular season games and all three of the Buccaneers playoff games, including win in Super Bowl XXXVII...He was 32-of-39 on FGs, including a game-winner at Carolina, his fourth career game-winning field goal and made all 32 PATs to remain perfect in his career...At Carolina Oct. 27, he scored the 400th point of his career and made four-of-four field goals, from 32, 52, 53, and 47 yards...The 47-yarder came with five seconds remaining to give the Bucs the win, and the 53-yarder was his longest of season, earning him NFC Special Teams Player of the Week...Against Minnesota, Nov. 3, made his first career punt, a 23-yarder that pinned the Vikings inside their 10-yard line...Made his 100th career field goal at New Orleans, Nov. 1, a 51-yarder, and made his first career special teams tackle...In the season finale at Chicago Dec. 29, he set a club record by making a career-high five field goals, connecting from 30, 32, 33, 26, and 33 yards...In the NFC Divisional Playoff against San Francisco, Jan. 12, made one-of-two field goals and all four PATs...Made field goals from 48 and 27 yards and all three PATs in the NFC Championship Game at Philadelphia, Jan. 19... In Super Bowl

XXXVII against Oakland, made field goals from 31 and 43 yards and all six PATs. **2001** – Made 23-of-29 field goals, including game-winners at Detroit and at Cincinnati...He was 28-of-28 on PATs and led the team with 97 points...Against Minnesota Oct. 28, he made two field goals of over 40 yards as well as his 79th consecutive extra point, a club record...Earned NFC Co-Special Teams Player of the Week following the game at Cincinnati Dec. 2, where he made a 21-yard field goal in overtime, his third career game-winning field goal. **2000** – Made the Pro Bowl after making 28-of-34 field goals (82.4 percent) and all 42 PATs for 126 points...Went four-of-four on field goals vs. Detroit Oct. 19, including a career-long 55-yarder...Against Dallas Dec. 3, he made field goals from 28 and 25 yards to tie the club record of 16 consecutive field goals made. **1999** – Had 106 points in his rookie season by making 27-of-32 FGs and all 27 PATs...His 106 points were tops among NFL rookies and fourth overall in NFC...He was named to the All-Rookie Team by *Pro Football Weekly*, and *Football Digest*...Opened career with 10 straight field goals made...Had a season-long 53-yarder against Atlanta, Nov. 21.

COLLEGE – In four seasons at Kansas State, Gramatica scored a school-record 349 points, making 54-of-70 field goal attempts and 187-of-192 PATs...As a senior, he set a single-season school record with 135 points, making 22-of-31 field goal attempts to earn first-team All-America honors...He made an NCAA record 65-yard field goal against Northern Illinois and set a KSU record with 18 points (four field goals and six PATs) against Kansas...Won the Lou Groza award, given to the nation's top placekicker, and was a first-team All-America selection as a junior, when he was 19-of-20 on field goals and 37-of-38 on PATs...He made all three of his field goal attempts from 50 or more yards...Graduated in social science.

PERSONAL – Born in Buenos Aires, Argentina...Did not play organized football until his senior season at LaBelle (Fla.) H.S., but finished that season 8-of-10 on field goals, including a 52-yarder, and made 22 PATs...Brother, Bill, kicked for the Arizona Cardinals and Miami Dolphins...He and wife, Ashlee, have a son, Nicolas.

MARTINGRAMATICA



Year	Team	SCORING										
		GP	FG	FGA	Pct	Lg	Blk	XP	XPA	Pct	Blk	Points
1999	Tampa Bay	16	27	32	84.4	53	0	25	25	100.0	0	106
2000	Tampa Bay	16	28	34	82.4	55	0	42	42	100.0	0	126
2001	Tampa Bay	14	23	29	79.3	49	0	28	28	100.0	0	97
2002	Tampa Bay	16	32	39	82.1	53	0	32	32	100.0	0	128
2003	Tampa Bay	16	16	26	61.5	50	0	33	34	97.1	0	81
2004	Tampa Bay	11	11	19	57.9	53	0	21	22	95.5	0	54
	Indianapolis	4	0	0	0.0	0	0	0	0	0.0	0	0
	Did Not Play											
2005	Indianapolis	3	1	1	100.0	20	0	9	9	100.0	0	12
2006	Dallas	5	6	8	75.0	48	0	14	14	100.0	0	32
2007	New Orleans	3	5	5	100.0	55	0	8	8	100.0	0	23
NFL totals		104	149	193	77.2	55	0	212	214	99.1	0	659
Saints totals		3	5	5	100.0	55	0	8	8	100.0	0	23

Year	Team	FIELD GOALS									
		1-19	Pct	20-29	Pct	30-39	Pct	40-49	Pct	50+	Pct
1999	Tampa Bay	0/0	0.0	8/8	100.0	10/12	83.3	6/8	75.0	3/4	75.0
2000	Tampa Bay	0/0	0.0	8/8	100.0	8/10	80.0	7/9	77.8	5/7	71.4
2001	Tampa Bay	0/0	0.0	9/10	90.0	9/9	100.0	5/7	71.4	0/3	0.0
2002	Tampa Bay	0/0	0.0	7/8	87.5	14/15	93.3	6/10	60.0	5/6	83.3
2003	Tampa Bay	0/0	0.0	9/9	100.0	3/6	50.0	3/8	37.5	1/3	33.3
2004	Tampa Bay	0/0	0.0	6/7	85.7	3/6	50.0	1/5	20.0	1/1	100.0
	Indianapolis	0/0	0.0	0/0	0.0	0/0	0.0	0/0	0.0	0/0	66.7
	Did Not Play										
2005	Indianapolis	0/0	0.0	1/1	100.0	0/0	0.0	0/0	0.0	0/0	0.0
2006	Dallas	0/0	0.0	1/1	100.0	2/2	100.0	3/5	60.0	0/0	16.7
2007	New Orleans	0/0	0.0	0/0	0.0	2/2	100.0	2/2	100.0	1/1	100.0
NFL totals		0/0	0.0	49/52	94.2	51/62	82.3	33/54	61.1	16/25	64.0
Saints totals		0/0	0.0	0/0	0.0	2/2	100.0	2/2	100.0	1/1	100.0

ADDITIONAL STATISTICS: Special Teams Tackles — (2000, 3); (2003, 3) **Total: 6**; Special Teams Fumble Recoveries — (1999, 1); **Total: 1**; Passing — (2001 - 0-for-1, 0 yds., 0 TD, 0 INT).

CAREER HIGHS: FG Made — 5, at Chicago (12/29/02); FG Attempts — 5, at Chicago (12/29/02); Longest FG — 55 (2x), last vs. Philadelphia (12/23/07); Longest FG Attempt — 62, vs. Indianapolis (10/6/03); PAT Made — 5 (6x), last at Washington (10/12/03); PAT Attempted — 5 (6x), last at Washington (10/12/03); Points — 16, vs. New Orleans (12/23/01).

POSTSEASON

Year	Team	SCORING										
		GP	FG	FGA	Pct	Lg	Blk	XP	XPA	Pct	Blk	Points
1999	Tampa Bay	2	2	2	100.0	25	0	2	2	100.0	0	8
2000	Tampa Bay	1	1	1	100.0	29	0	0	0	0.0	0	3
2001	Tampa Bay	1	3	3	100.0	36	0	0	0	0.0	0	9
2002	Tampa Bay	3	5	6	83.3	48	0	13	13	100.0	0	28
2004	Indianapolis	1	0	0	0.0	0	0	0	0	0.0	0	0
2006	Dallas	1	2	2	100.0	50	0	2	2	100.0	0	8
NFL totals		8	13	14	92.9	50	0	17	17	100.0	0	56

Year	Team	FIELD GOALS									
		1-19	Pct	20-29	Pct	30-39	Pct	40-49	Pct	50+	Pct
1999	Tampa Bay	0/0	0.0	2/2	100.0	0/0	0.0	0/0	0.0	0/0	0.0
2000	Tampa Bay	0/0	0.0	1/1	100.0	0/0	0.0	0/0	0.0	0/0	0.0
2001	Tampa Bay	0/0	0.0	1/1	100.0	2/2	100.0	0/0	0.0	0/0	0.0
2002	Tampa Bay	1/1	100.0	1/1	100.0	1/1	100.0	2/3	66.7	0/0	0.0
2004	Indianapolis	0/0	0.0	0/0	0.0	0/0	0.0	0/0	0.0	0/0	0.0
2006	Dallas	0/0	0.0	1/1	100.0	0/0	0.0	0/0	0.0	1/1	100.0
NFL totals		1/1	100.0	6/6	100.0	3/3	100.0	2/3	66.7	1/1	100.0

POSTSEASON CAREER HIGHS: FG Made — 3, at Philadelphia (1/12/02); FG Attempts — 3, at Philadelphia (1/12/02); Longest FG — 50, at Seattle (1/6/07); Longest FG Attempt — 50, at Seattle (1/6/07); PAT Made — 6, vs. Oakland (1/26/03); PAT Attempted — 6, vs. Oakland (1/26/03); Points — 10, vs. Buffalo (1/2/99); Consecutive FG Made — 7, 1/15/00-1/12/03; Consecutive PAT Made — 17, 1/15/00-1/6/07 (current).



Charles GRANT

94

HEIGHT: 6-3 WEIGHT: 285
 COLLEGE: GEORGIA
 JOINED SAINTS: D1B-02
 NFL EXPERIENCE: 7
 BORN: 9/3/78

DE

NFL CAREER – A force against the run and the pass, no one has started more games for the Saints than Grant since the hard-nosed defensive end arrived in New Orleans in 2002. A cornerstone of the club's defensive front, Grant has played in every contest but two since being selected in the first round out of Georgia, including 87 starts. He has notched 37.5 sacks in that span, and teams with Will Smith to give the Saints one of the NFL's top tandems at end. Grant missed the lone two games of his career in 2007 with an injured ankle that he endured from midseason on. No player in club history has posted more sacks in his first three years than the 27.5 that Grant had from 2002-04. Since joining the Saints, he has recorded 411 tackles (287 solo), 13 forced fumbles, five fumble recoveries - including one in 2002 that he returned 34 yards for a touchdown - and an interception. Grant has 38.5 sacks, ranking 11th in team history.

CAREER TRANSACTIONS – Re-signed to seven-year contract, 4/27/07; Designated Franchise Player, 2/20/07; Signed to a six-year contract, 7/27/02; Selected in the first round (25th overall) of the 2002 NFL Draft.

2007 – Started all 14 games he appeared in at LDE, missing two contests with an injured ankle, marking the first contests of his career he did not play...Posted 55 tackles (35 solo), 2.5 sacks and knocked down a pair of passes...At Seattle had a sack and three tackles, Oct. 14...Earned a defensive game ball vs. Atlanta, Oct. 21 with five tackles (four solo), a half-sack and two tackles for a loss. Was a constant presence in the Falcons' backfield...Suffered first-quarter ankle sprain at San Francisco, Oct. 28, an injury that would be problematic for the rest of the season...Started the following week vs. Jacksonville and had three tackles but was on the inactive list for the next two contests, ending his streak of 88-straight games played...Returned at Carolina, Nov. 25 and had a pair of tackles...Notched five solo stops and a sack vs. Philadelphia, Dec. 23. **2006** – For fifth straight season appeared in all 16 games, all starts at LDE, running his streak to

80 games played...Posted six sacks, led defensive line with 71 tackles (52 solo), a team-high three forced fumbles, four deflected passes and a pair of fumble recoveries...Had five tackles and a forced fumble at Green Bay, Sept. 17...Notched a sack with five stops vs. Atlanta, Sept. 25...Oct. 8, vs. Tampa Bay, had a season-high nine tackles (four solo), a sack and a forced fumble. Also credited with three QB pressures...Had a sack and four stops vs. Philadelphia, Oct. 15...Turned in another big game at Tampa Bay, Nov. 5, with seven tackles, a sack, a deflected pass, a forced fumble and a fumble recovery...Recorded a sack for a 12-yard loss and six solo stops at Atlanta, Nov. 26...Posted five tackles, a pass defense and a fumble recovery at NY Giants, Dec. 24...Started both post-season contests, and had seven tackles (four solo) vs. Philadelphia in NFC Divisional Playoff vs. Philadelphia, 1/13/07. **2005** – Appeared in all 16 contests and started 14 at RDE, recording 75 tackles (52 solo), 2.5 sacks, a pass defense and a fumble recovery...Notched eight tackles and a sack vs. Buffalo, Oct. 2...Recorded 11 tackles (seven solo), a half sack and a fumble recovery vs. Carolina, Dec. 18. **2004** – Started all 16 contests for the second-straight season and paced defensive line with 113 tackles (69 solo) with a career-high 10.5 sacks...Added six pass defenses, three forced fumbles, a fumble recovery and an interception...Sack total ranked 11th in NFC...Started every game at LDE for first time in career, having also opened games on right side in 2003...Had top performance at St. Louis, Sept. 26 with a career-high three sacks and six tackles (three solo)...Notched a sack, eight tackles and a pass defense at Arizona, Oct. 3...Had two sacks, eight tackles and a forced fumble vs. Tampa Bay, Oct. 10...Led NFL over first six contests with 7.5 sacks...Had an interception with an eight-yard return and nine tackles (six solo) at Atlanta, Nov. 28...Posted a career-high 12 tackles (11 solo), two sacks, a forced fumble and a pass defense at Carolina, 1/2/05. **2003** – Started all 16 games and led team with 10 sacks and three forced fumbles and led defensive line with 53 tackles (39 solo)...Had six tackles, two sacks and a pass defense at Seattle, Sept. 7...Added sack and five stops (two solo) vs. Houston, Sept. 14...Had five tackles (four solo), a pair of sacks and two forced fumbles vs. Chicago, Oct. 12...Had sack in each of final three games. **2002** – Finished second on squad with seven sacks and added 36

2007 GAME BY GAME

Date	Opp.	DEFENSE		SOLO	AST	TOT	SACK/YDS	INT/YDS	PD	FF	FR
		GP	ST								
9/6	@ IND	X	X	5	0	5	0 0	0 0	0	0	0
9/16	@ TB	X	X	2	2	4	0 0	0 0	0	0	0
9/24	TEN	X	X	1	5	6	0 0	0 0	0	0	0
10/7	CAR	X	X	4	4	8	0 0	0 0	0	0	0
10/14	@ SEA	X	X	2	1	3	1 6	0 0	0	0	0
10/21	ATL	X	X	4	1	5	0.5 0.5	0 0	0	0	0
10/28	@ SF	X	X	0	1	1	0 0	0 0	0	0	0
11/4	JAX	X	X	1	2	3	0 0	0 0	0	0	0
11/11	STL	Inactive									
11/18	@ HOU	Inactive									
11/25	@ CAR	X	X	2	0	2	0 0	0 0	1	0	0
12/2	TB	X	X	5	1	6	0 0	0 0	0	0	0
12/10	@ ATL	X	X	0	1	1	0 0	0 0	0	0	0
12/16	ARZ	X	X	2	1	3	0 0	0 0	0	0	0
12/23	PHI	X	X	5	0	5	1 0	0 0	0	0	0
12/30	@ CHI	X	X	2	1	3	0 0	0 0	1	0	0
2007 Season		14	14	35	20	55	2.5 6.5	0 0	2	0	0

! WORTHNOTING

Extremely durable defender has missed only two games since arriving in New Orleans as a first-round pick in 2002.

Over the last six seasons, no Saints' defender has posted more tackles (411), sacks (38.5) or forced fumbles (13).

tackles (32 solo), two pass defenses, four forced fumbles and a fumble recovery...Appeared in 16 games, starting six at LDE...Started in NFL debut at Tampa Bay, Sept. 8, and had a sack...Started at LDE for games 4-8...Recorded eight tackles, a sack and forced fumble vs. Pittsburgh, Oct. 6...Had a solo tackle, a pass defense and a 34-yard fumble return for a TD at Carolina, Nov. 10...Had sack and forced fumble vs. Tampa Bay, Dec. 1...Posted four tackles, two sacks and forced fumble at Cincinnati, Dec. 22.

COLLEGE – Three-year letterman and two-year starter at Georgia...Ended career with 136 tackles and 15 sacks...Sack total ranked sixth on school's all-time list upon departure...Totaled 63 tackles and six sacks as a junior in 2001...As a freshman, recorded 33 tackles and seven sacks, while also rushing for 79 yards and three touchdowns at fullback...Majored in arts and sciences.

PERSONAL – Played offense and defense at Hargrave Military Academy in 1998...Posted 12 sacks, two interceptions and 84 tackles in 1998...A fixture in the Saints' community relations efforts in New Orleans and also holds a free football clinic at his hometown of Colquitt, Ga...A Parade Magazine 1997 All-American...Tied RB Herschel Walker's state single-season touchdown record with 45 in 1997 and added 3,472 all-purpose yards...Totaled 101 touchdowns in his three-year career at Miller County HS...Cousin of Washington Redskins DE Phillip Daniels, who also went to Georgia...Born Sept. 3, 1978 in Colquitt, Ga.

CHARLES GRANT



Year	Team	GP	GS	TACKLES				Yds	INTERCEPTIONS				FUMBLES			
				Tot	Solo	Asst	Sk		No	Yds	Lg	TD	PD	FF	FR	Yds
2002	New Orleans	16	6	36	32	4	7.0	40.0	0	0	0	0	2	4	1	34
2003	New Orleans	16	16	61	47	14	10.0	42.0	0	0	0	0	5	3	0	0
2004	New Orleans	16	16	113	69	44	10.5	73.0	1	8	8	0	6	3	1	0
2005	New Orleans	16	14	75	52	23	2.5	22.5	0	0	0	0	1	0	1	23
2006	New Orleans	16	16	71	52	19	6.0	56.0	0	0	0	0	4	3	2	0
2007	New Orleans	14	14	55	35	20	2.5	6.5	0	0	0	0	2	0	0	0
NFL totals		94	82	411	287	124	38.5	240.0	1	8	8	0	20	13	5	57

ADDITIONAL STATISTICS: Kickoff Returns — (2002, 2 ret., 10 yds., 5.0 avg., 5 LG) **Total: 2 ret., 10 yds., 5.0 avg., 5 LG.**

CAREER HIGHS: Tackles — 12, at Carolina (1/2/05); Sacks — 3, at St. Louis (9/26/04); Interceptions — 1, at Atlanta (11/28/04); Forced Fumbles — 2, vs. Chicago (10/12/03); Fumble Recoveries — 1 (5x), last at New York Giants (12/24/06); Fumbles Ret for TD — 1, at Carolina (11/10/02).

POSTSEASON

Year	Team	GP	GS	TACKLES				Yds	INTERCEPTIONS				FUMBLES			
				Tot	Solo	Asst	Sk		No	Yds	Lg	TD	PD	FF	FR	Yds
2006	New Orleans	2	2	8	5	3	0.0	0.0	0	0	0	0	0	0	0	0
Postseason		2	2	8	5	3	0.0	0.0	0	0	0	0	0	0	0	0

POSTSEASON CAREER HIGHS: Tackles — 5, vs. Philadelphia (1/13/07); Sacks — 0; Interceptions — 0; Forced Fumbles — 0; Fumble Recoveries — 0.

Skyler GREEN

10

HEIGHT: 5-9 WEIGHT: 190
 COLLEGE: LOUISIANA STATE
 JOINED SAINTS: FA-08
 NFL EXPERIENCE: 3
 BORN: 9/12/84

WR

NFL CAREER – A native of the New Orleans area, Green returns to his hometown to compete for a roster spot at receiver and kick returner. A fourth-round draft pick of Dallas in 2005, he has played in nine games with the Cowboys and Cincinnati Bengals over two seasons, catching three passes for 33 yards, averaging 19.7 yards on three kickoff returns and 4.6 on 14 punt returns. Green split last season between the Bengals' active roster and practice squad.

CAREER TRANSACTIONS – Signed by Saints as a free agent, 1/3/08; Signed to practice squad of Cincinnati Bengals, 11/7/07; Waived by Cincinnati, 11/5/07; Claimed off waivers by Cincinnati, 12/15/06; Waived by Dallas Cowboys, 12/14/06; Re-signed by Dallas, 12/11/06; Waived by Dallas, 12/7/06; Signed by Dallas to active roster, 10/13/06; Signed to Dallas practice squad, 9/4/06; Waived by Dallas, 9/2/06; Drafted by Dallas in the fourth round (125th overall) of the 2006 NFL Draft.

2007 – Split year between Bengals' active roster and practice squad, playing in seven games, catching three passes for 33 yards, returned three kickoffs for an average of 19.7 yards and averaged 4.2 yards on nine punt returns...Waived Nov. 5, and signed Nov. 7 to practice squad. **2006** – Signed Oct. 13 to Dallas active roster from practice squad... Made his NFL regular-season debut Oct. 15 vs. Houston, with three punt returns for 1.7-yard average...Saw action in Nov. 5 at Washington, averaging 10.5 yards on two punt returns and 19.7 yards on three kick returns...Acquired by Bengals on waivers on Dec. 15...Inactive for Cincinnati in Games 14-16.

COLLEGE – Played 44 games from 2002-05 at LSU...Had 1,064 yards on 77 punt returns (13.8 avg.) with a school-record four TDs, and also had 792 yards on 38 kick returns...Had 111 grabs for 1,129 yards (10.2) and nine TDs...Top season was 2003 for BCS national title team with 48 catches for 519 yards with five TDs and led nation in punt return average (18.5).

PERSONAL – Played at L.W. Higgins (Marrero, La.) HS, where he rushed for 2,174 yards as a senior QB...Has a daughter, Siena...Cousin of two former LSU players who have been in NFL –° DL Jarvis Green (New England) and DL Howard Green (formerly with Baltimore and New Orleans).


SKYLERGREEN



		RECEIVING						RUSHING					
Year	Team	GP	GS	No	Yds	Avg	Lg	TD	Att	Yds	Avg	Lg	TD
2006	Dallas	2	0	0	0	0.0	0	0	0	0	0.0	0	0
2007	Cincinnati	7	0	3	33	11.0	18	0	1	1	1.0	1	0
NFL totals		9	0	3	33	11.0	18	0	1	1	1.0	1	0

		KICKOFF RETURNS					PUNT RETURNS					
Year	Team	No	Yds	Avg	Lg	TD	No	FC	Yds	Avg	Lg	TD
2006	Dallas	3	59	19.7	21	0	5	3	26	5.2	13	0
2007	Cincinnati	0	0	0.0	0	0	9	10	38	4.2	9	0
NFL totals		3	59	19.7	21	0	14	13	64	4.6	13	0

CAREER HIGHS: **Receptions** — 2, at Seattle (9/23/07); **Receiving Yards** — 18, at Cleveland (9/16/07); **Long Reception** — 18, at Cleveland (9/16/07); **Receiving TDs** — 0; **Rushes** — 1, at Seattle (9/23/07); **Rushing Yards** — 1, at Seattle (9/23/07); **Long Rush** — 1, at Seattle (9/23/07); **Rushing TDs** — 0; **Kickoff Returns** — 3, at Washington (11/5/06); **Kickoff Return Yards** — 57, at Washington (11/5/06); **Long Kickoff Return** — 21, at Washington (11/5/06); **Kickoff Returned for TD** — 0; **Punt Returns** — 4, at Kansas City (10/14/07); **Punt Return Yards** — 21 at Washington (11/5/06); **Long Punt Return** — 13 at Washington (11/5/06); **Punt Returned for TD** — 0.



Roman HARPER 41

HEIGHT: 6-1 WEIGHT: 200

COLLEGE: ALABAMA

JOINED SAINTS: D2-06

NFL EXPERIENCE: 3

BORN: 12/11/82

S

NFL CAREER — Harper had a standout second season in 2007, opening all 16 games and bouncing back from a knee injury that cut his rookie season short after he had immediately claimed the starting strong safety spot. Harper was all over the defensive stat sheet by the end of last season, tying for third on the team in tackles with 96 stops, ranking second with four sacks and tying for the team-lead with three interceptions while adding a pair of forced fumbles. He led all NFL defensive backs in sacks last year, and he also returned an interception 31 yards for a touchdown. Extremely dedicated to his rehabilitation following his injury in 2006, the former second-round pick has started all 21 games he has been active for in his career.

CAREER TRANSACTIONS — Placed on injured reserve, 10/10/07; Agreed to terms on a four-year contract, 7/25/06; Selected in the second round (43rd overall) of the 2006 NFL Draft.

2007 — Started all 16 games at strong safety, posting 96 tackles (63 solo) to tie for third on the team, and added four sacks, three interceptions with 58 return yards and a touchdown, seven pass defenses, two forced fumbles and a pair of tackles for a loss...Sack total led all NFL defensive backs and ranked second on

the team...Interception total tied with CBs Mike McKenzie and Jason David for team-high...Had six or more tackles in 10 contests...Added 10 stops on special teams...Had eight tackles (six solo) at Indianapolis, Sept. 6, in first action since Week 5 of rookie season...Added eight (four solo) at Tampa Bay, Sept. 16...At Seattle, Oct. 14, had eight tackles (seven solo), two sacks on blitzes and a pair of pass defenses...Led team with eight stops (six solo) vs. Atlanta, Oct. 21...Notched two pass defenses and a team-high seven tackles at San Francisco, Oct. 28...At Carolina, Nov. 25, posted six solo stops, his first career interception and also forced a fumble that was recovered by DE Will Smith to set up a touchdown. Also broke up another pass and added a pair of special teams tackles...Had five tackles (four solo) at Atlanta, Dec. 10, and scored first career touchdown, returning an interception 31 yards...Tied career-high at Chicago, Dec. 30 with two sacks, adding six stops, a pass defense and a forced fumble. **2006** — Started all five games he appeared in at strong safety, notching 32 tackles, a sack and a forced fumble...Tackle total ranked third on the team after five games...Had seven tackles (six solo) and a sack for an eight-yard loss in NFL debut at Cleveland, Sept. 10...Posted a career-high 11 stops (seven solo) and a pass defense at Green Bay, Sept. 17...Notched four tackles, a pass defense and a forced fumble vs. Atlanta, Sept. 25...Six tackles (five solo) vs. Tampa Bay, Oct. 8, before departing in fourth quarter with knee injury. Placed on injured reserve, Oct. 10.

2007 GAME BY GAME

Date	Opp.	DEFENSE										
		GP	ST	SOLO	AST	TOT	SACK/YDS	INT/YDS	PD	FF	FR	
9/6	@ IND	X	X	2	6	8	0	0	0	0	0	0
9/16	@ TB	X	X	4	4	8	0	0	0	0	0	0
9/24	TEN	X	X	4	0	4	0	0	0	0	0	0
10/7	CAR	X	X	4	2	6	0	0	0	0	0	0
10/14	@ SEA	X	X	7	1	8	2	16	0	0	2	0
10/21	ATL	X	X	6	2	8	0	0	0	0	0	0
10/28	@ SF	X	X	4	3	7	0	0	0	0	2	0
11/4	JAX	X	X	4	0	4	0	0	0	0	0	0
11/11	STL	X	X	6	3	9	0	0	0	0	0	0
11/18	@ HOU	X	X	2	3	5	0	0	0	0	0	0
11/25	@ CAR	X	X	6	0	6	0	0	1	-4	1	1
12/2	TB	X	X	3	0	3	0	0	0	0	0	0
12/10	@ ATL	X	X	4	1	5	0	0	1	31	0	0
12/16	ARZ	X	X	2	0	2	0	0	1	31	0	0
12/23	PHI	X	X	3	4	7	0	0	0	0	0	0
12/30	@ CHI	X	X	2	4	6	2	20	0	0	1	1
2007 Season		16	16	63	33	96	4	36	3	58	6	2

COLLEGE — Four-year letterman at Alabama who became a contributor as a freshman and started his final three seasons for a defense that annually ranked among the nation's best units...Departed ranked sixth in school history with 302 tackles (189 solo), five interceptions, five forced fumbles, four fumble recoveries and 3.5 sacks...First-team All-SEC as a senior, when he had 69 tackles (38 solo), two forced fumbles and an interception...As a junior he moved from strong to free safety and was voted second-team all-conference while pacing the secondary with 77 tackles (45 solo), three interceptions, pair of fumble recoveries a forced fumble and a sack...Started all season at strong safety in 2003 and recorded a career-high 114 tackles (79 solo), an interception and recovered a fumble in the end zone for a touchdown...As a freshman in 2002 appeared in 12 games with a start and recorded 42 tackles (27 solo) with two sacks...Redshirted in 2001.

PERSONAL – Attended Prattville (Ala.) HS...Played quarterback and free safety as a senior...On defense, he finished the season with 58 tackles and four interceptions in limited playing time because of a broken leg...Graduated in December, 2005 with a degree in management...Born Dec. 11, 1982 in Prattville, Ala.

ROMANHARPER



Year	Team	GP	GS	TACKLES				Yds	INTERCEPTIONS					FUMBLES		
				Tot	Solo	Asst	Sk		No	Yds	Lg	TD	PD	FF	FR	Yds
2006	New Orleans	5	5	32	24	8	1.0	9.0	0	0	0	0	2	1	0	0
2007	New Orleans	16	16	96	63	33	4.0	36.0	3	58	31	1	6	2	0	0
NFL totals		21	21	128	87	41	5.0	45.0	3	58	31	1	8	3	0	0

ADDITIONAL STATISTICS: Special Teams Tackles — (2007, 10) Total: 10

CAREER HIGHS: Tackles — 11, at Green Bay (9/17/06); Sacks — 2 (2x), last at Chicago (12/30/07); Interceptions — 1 (3x), last vs. Arizona (12/16/07); Passes Defensed — 2 (3x), last at Chicago (12/30/07); Forced Fumbles — 1 (3x), last at Chicago (12/30/07); Fumble Recoveries — 0; Special Teams Tackles — 2 (2x), last at Chicago (12/30/07).



Devery HENDERSON 19

HEIGHT: 5-11 WEIGHT: 200
 COLLEGE: LOUISIANA STATE
 JOINED SAINTS: D2A-04
 NFL EXPERIENCE: 5
 BORN: 3/26/82

WR

NFL CAREER – A fleet wideout who brings big-play potential every time he enters the lineup, Henderson has averaged over 20 yards per reception his first four seasons. Of his 52 catches over the last two years, 18 were completions of 25 yards or more, and also since the start of 2006 he has recorded four 100-yard receiving days, eight touchdown catches and also rushed for a TD. In 2006, Henderson had 745 yards on only 32 grabs - the highest yardage total on the fewest catches in nearly two decades in the NFL, and his 23.3 yards per catch average led the league by over four yards. A second-round pick in 2004 out of LSU, Henderson has started 19 of 44 games in his career, and was re-signed to a one-year contract in the offseason.

CAREER TRANSACTIONS – Re-signed to a one-year contract, 3/3/08; Signed to four-year contract, 8/6/04; Selected in the second round of 2004 NFL Draft (50th overall).

2007 – Started nine of 16 contests, recording 20 receptions for 409 yards (20.5 avg.), with three touchdowns and added two rushes for 20 yards...Had four catches for 101 yards, including a 54-yard grab that setup a touchdown, vs. Carolina, Oct. 7...Hauled in a 37-yard touchdown vs. Atlanta, Oct. 21, and a six-

yard scoring grab at Houston, Nov. 18...Had a 45-yard touchdown reception vs. Tampa Bay, Dec. 2...At Atlanta, Dec. 10 had one catch for 32 yards and a 15-yard run off a reverse...Caught a 53-yard pass vs. Philadelphia, Dec. 23. **2006** – Played in 13 games with seven starts, inactive for the other three contests...Posted career-high totals in every receiving category with 32 catches for 745 yards (23.3 avg.) and five TDs...Also had two carries for 14 yards, including an 11-yard burst for a touchdown on a reverse vs. Atlanta, Sept. 25...Had 14 catches of 20 yards or more during the regular season and added a 40-yard reception in the NFC Championship Game at Chicago and a 35-yard grab vs. Philadelphia in the Divisional Playoffs vs. Philadelphia...Notched eight catches of 42 yards or more during the regular season, and four traveled at least 50 yards...Hauled in touchdowns of 76, 52, 45, 42, and 26 yards, averaging 48.2 yards per score through the air...Started five of final six contests when he emerged as the club's most dangerous downfield target...Over the last seven games, had 21 catches for 524 yards and a pair of TDs...Opened the season modestly, combining for eight catches for 110 yards in the first three contests, followed by being declared inactive for the next three games with a shoulder injury,

! WORTHNOTING

In his career, the speedy Henderson has 12 catches of 40 yards or more – including seven of over 50 yards.

His single-season average of 23.3 yards per reception in 2006 ranks first in club history, and his average of 20.5 last season is fourth.

Over the last 29 contests, Henderson has 1,145 yards on 52 catches and eight touchdowns.

and then being held without a reception vs. Baltimore, Oct. 29...Recorded first 100-yard day of career at Tampa Bay, Nov. 5 with three catches for 111 yards and a pair of touchdowns, from 52 and 45 yards, for first multi-TD game of career...Posted career-highs with nine catches for 169 yards vs. Cincinnati, Nov. 19, including a 44-yard reception...Followed that contest with another strong performance, hauling in four passes for 158 yards (39.5 avg.) and a 76-yard touchdown at Atlanta, Nov. 26. The scoring catch came on the Saints' first pass attempt...Had a pair of catches for 92 yards at Dallas, Dec. 10, including a 50-yard catch and a 42-yard TD...Added two catches for 71 yards in finale vs. Carolina, including a 65-yard reception. **2005** – Played in 14 games with three starts (vs. Buffalo, at St. Louis, at Tampa Bay)...Emerged as a solid option in the Saints offense with 22 receptions for 343 yards and three touchdowns...Made season debut vs. New York Giants, Sept. 19, and had three receptions for 42 yards...Caught three passes for 95 yards at Minnesota, Sept. 25...Had first career start vs. Buffalo, Oct. 2...Had four receptions for 53 yards and recorded his first career TD catch vs. Atlanta, Oct. 16. Also had his career rush for nine yards...Started at St. Louis, Oct. 23, and had a pair of catches for 21 yards...Recorded game-winning 30-yard TD reception in fourth quarter at NY Jets, Nov. 27...Started at Tampa Bay, 1/1/06, and caught two passes for 30 yards,

2007 GAME BY GAME

Date	Opp.	RUSHING						RECEIVING					
		GP	ST	ATT	YDS	AVG	LG	TD	REC	YDS	AVG	LG	TD
9/6	@ IND	X		1	5	5.0	5	0	3	34	11.3	23	0
9/16	@ TB	X	X	0	0	0.0	0	0	0	0	0.0	0	0
9/24	TEN	X		0	0	0.0	0	0	1	11	11.0	11	0
10/7	CAR	X	X	0	0	0.0	0	0	4	101	25.3	54	0
10/14	@ SEA	X		0	0	0.0	0	0	0	0	0.0	0	0
10/21	ATL	X	X	0	0	0.0	0	0	1	37	37.0	37	1
10/28	@ SF	X	X	0	0	0.0	0	0	2	23	11.5	15	0
11/4	JAX	X		0	0	0.0	0	0	1	15	15.0	15	0
11/11	STL	X	X	0	0	0.0	0	0	3	20	6.7	10	0
11/18	@ HOU	X		0	0	0.0	0	0	1	6	6.0	6	1
11/25	@ CAR	X		0	0	0.0	0	0	1	33	33.0	33	0
12/2	TB	X	X	0	0	0.0	0	0	1	45	45.0	45	1
12/10	@ ATL	X	X	1	15	15.0	15	0	1	32	32.0	32	0
12/16	ARZ	X		0	0	0.0	0	0	0	0	0.0	0	0
12/23	PHI	X	X	0	0	0.0	0	0	1	52	52.0	52	0
12/30	@ CHI	X	X	0	0	0.0	0	0	0	0	0.0	0	0
2007 Season		16	9	2	20	10.0	15	0	20	409	20.5	54	3

including a 24-yard TD. **2004** – Spent 14 games on inactive list...Played briefly at Arizona, Oct. 3...Dressed but did not play at Atlanta, Nov. 28.

COLLEGE – Emerged as one of nation's top weapons over final two seasons...Played in 42 games and caught 89 passes for 1,311 yards (14.7-average) and 19 TDs...Opened career at running back, recording 433 yards on 73 carries (5.9-average) with three touchdowns...Switched to wide receiver in spring of 2002 and started 11 games, hauling in 23 passes for 442 yards and eight TDs...On receiving end of one of the most memorable plays in school history that season, when he hauled in a 75-yard TD pass as time expired to defeat Kentucky, named the Play of the Year by the Associated Press... As a senior earned second-team All-SEC honors with 53 catches for 861 yards and 11 TDs.

PERSONAL – Member of LSU's national champion indoor track and field team in 2001...Ran second-fastest 60-meter time in school history at 6.72 seconds...Member of LSU's NCAA-qualifying 4x100 relay team...Attended Opelousas (La.) HS, rushing for 1,322 yards and 20 touchdowns as a senior...Class 4A state 100- and 200-meter champion with times of 10.3 and 21.1...Business major at LSU...Full name: Devery Vaughn Henderson, Jr....Born March 26, 1982 in Lafayette, La.

DEVERY HENDERSON




Year	Team	RECEIVING						RUSHING					
		GP	GS	No	Yds	Avg	Lg	TD	Att	Yds	Avg	Lg	TD
2004	New Orleans	1	0	0	0	0	0	0	0	0	0	0	0
2005	New Orleans	14	3	22	343	15.6	66	3	1	9	9.0	9	0
2006	New Orleans	13	7	32	745	23.3	76t	5	2	14	7.0	11t	1
2007	New Orleans	16	9	20	409	20.5	54	3	2	20	10.0	15	0
NFL totals		44	19	74	1,497	20.2	76t	11	5	43	8.6	15	1

CAREER HIGHS: Receptions — 9, vs. Cincinnati (11/19/06); Receiving Yards — 169, vs. Cincinnati (11/19/06); Long Reception — 76t, at Atlanta (11/26/06); Receiving TDs — 2, at Tampa Bay (11/5/06).
Rushes — 1 (5x), last at Atlanta (12/10/07); Rushing Yards — 15, at Atlanta (12/10/07); Long Rush — 15, at Atlanta (12/10/07); Rushing TDs — 1, vs. Atlanta (9/25/06).

POSTSEASON

Year	Team	RECEIVING						RUSHING					
		GP	GS	No	Yds	Avg	Lg	TD	Att	Yds	Avg	Lg	TD
2006	New Orleans	2	1	3	92	30.7	40	0	0	0	0.0	0	0
Postseason		2	1	3	92	30.7	40	0	0	0	0.0	0	0

POSTSEASON CAREER HIGHS: Receptions — 2, at Chicago (1/21/07); Receiving Yards — 57, at Chicago (1/21/07); Long Reception — 40, at Chicago (1/21/07); Receiving TDs — 0.



Kevin HOUSER

47


HEIGHT: 6-2 WEIGHT: 252

COLLEGE: OHIO STATE

JOINED SAINTS: D7-00

NFL EXPERIENCE: 9

BORN: 8/23/77



NFL CAREER – No current player has been with the Saints longer than Houser, evidence of his value to the team and reliability. Since being drafted in the seventh-round in 2000, he has handled all snapping duties on punts and placements and is known for his rapid delivery and accuracy. Houser - who enters the season with 128 consecutive games played, the fourth-longest streak in club history - has also been a consistent contributor on the punt coverage units.

CAREER TRANSACTIONS – Re-signed by Saints to five-year contract extension, 1/04/05; Re-signed to three-year contract, 10/14/02; Selected by the Saints in the seventh round (228th overall) of the 2000 NFL Draft.

2007 – Played in all 16 games, pushing his career total to 128 games played, the 20th most in club history...Added two special teams tackles and downed one punt inside the 20. **2006** – Played in all 16 games for the seventh-straight season, handling all long-snapping duties and also recording three special teams tackles...Appeared in 100th NFL game at Carolina, Oct. 1. **2005** – Played in 16 games...Snapped for all punts and placements...Tied a career-high with

seven special teams stops. **2004** – Played in all 16 games, playing in every game for the fifth-straight season...Snapped for all punts and placements...Recorded five special teams stops. **2003** – Appeared in all 16 games and ranked among the most consistent performers on special teams...Posted four tackles (two solo). **2002** – Handled snapping duties for special teams...Played in all 16 games...Recorded seven tackles...Departed vs. Carolina, Dec. 29, with separated shoulder, but returned to finish game. **2001** – Appeared in 16 games and handled all long-snapping duties...Also had three special teams tackles. **2000** – Snapped in all 16 games and both playoff contests...Posted three special teams stops (two solo).

COLLEGE – Handled long snapping duties for Buckeyes from 1996-99, also seeing action at TE and on special teams...Had six receptions for 55 yards with two TDs as a senior...Saw action in all 25 games as a sophomore and junior from 1997-98 as both a long-snapper and tight end...As a freshman played on same team as older brother, Bob, appearing in 11 games at long-snapper.

PERSONAL – A registered financial broker...Played TE and DE at Westlake (Ohio) HS...Had 38 catches and 273 tackles...Finance major...Third member of his family to play at Ohio State, following father, Tom (1969-72), and brother Bob (1993-96)...Kevin and wife Kristen, have a daughter, Julia, and a son, Michael...Charitable foundation, "Life's A Snap," works to provide support for child cancer patients.



Eric JOHNSON 82

HEIGHT: 6-3 WEIGHT: 252
 COLLEGE: YALE
 JOINED SAINTS: UFA-07 (SF)
 NFL EXPERIENCE: 8
 BORN: 9/15/79

TE

NFL CAREER – The productivity as a receiver that has defined Johnson's career continued in 2007, as the veteran tight end ranked fourth on the team with 48 catches for 378 yards. His reception total was the highest for a Saints' tight end since 1998, and Johnson's most since in 2004. He has started 60 of 71 games - including 12 of 14 last year - since entering the NFL as a seventh-round pick by San Francisco in 2001. Johnson has always been particularly effective at moving the chains. Of his 240 career catches, 113 have gone for a first down. He was signed by the Saints in 2006 after a six-year stint with the 49ers, where he opened 48 of the 57 games he appeared in and set club records for a tight end with 82 catches for 852 yards in 2004.

CAREER TRANSACTIONS – Re-signed by Saints to one-year contract, 3/12/08; Signed by Saints to a one-year contract (UFA-SF), 3/13/07; Placed on injured reserve by San Francisco 49ers, 9/22/05; Re-signed by San Francisco to three-year contract, 3/17/04; Placed on injured reserve by San Francisco, 10/25/03; Signed to three-year contract by San Francisco, 3/24/01; Selected by San Francisco in seventh round (224th overall) of 2001 NFL Draft.

CATCHING ON

MOST RECEPTIONS IN A SEASON BY SAINTS TIGHT ENDS

Player	Year	Rec.	Yds.	TDs
1. Wesley Walls	1995	57	694	4
2. Cam Cleeland	1998	54	684	6
3. Henry Childs	1978	53	869	4
4. Henry Childs	1979	51	846	5
5. Eric Johnson	2007	48	378	2

2007 – Played in 14 games with 12 starts - missing two contests with an injured groin - and had 48 catches for 378 yards (6.4 avg.) and two touchdowns...Ranked fourth on the team in catches and fifth in yardage and added 19 catches for a first down...Reception total was the second-highest total on the team, and most for a Saints' tight end since TE Cam Cleeland had 54 in 1998...Led team in opener vs. Colts, Sept. 6, with a season-high eight grabs for 57 yards, one of six games on the year with four or more catches...Had two catches for 12 yards at Seattle, including a three-yard TD...Did not start vs. St. Louis, Nov. 11, but had three receptions for 38 yards, including a seven-yard touchdown...Inactive for two weeks late in season before returning for finale at Chicago, Dec. 30 and hauling in four passes for 25 yards. **2006** – Bounced back from missing the previous season with a foot injury to start nine of 13 games and record 34 catches for 292 yards and a pair of TDs... Hauled in two catches of 25 or more yards...Missed three games in early December with a knee injury...First start came vs. Philadelphia, Sept. 24 and had a season-high seven catches for 87 yards and a 26-yard TD...Had 40 yards on three catches at Chicago, Oct. 29, including a 25-yard grab...Hauled in four passes for 48 yards vs. Seattle, Nov. 19...Recorded three catches for 17 yards at St. Louis, including a one-yard scoring grab. TD was the 190th catch of his career. **2005** – Sidelined with foot injury in camp. Inactive for first two games before placed on injured reserve with torn plantar fascia, Sept. 22. **2004** – Played in 16 games, with 14 starts and had one of the best seasons for a tight end in 49ers history. Posted a club-high 82 catches for 825 yards and two TDs...Had 22 catches for 237 yards on third down...Had eight catches for 86 yards and a 16-yard TD vs. Atlanta, Sept. 12...Notched 10 grabs for 113 yards vs. St. Louis, Oct. 3 for first career 100-yard day...Reached triple-digits again with a career-high 13 catches for 162 yards vs. Arizona, Oct. 10...Recorded a team-high eight catches for 73 yards vs. Washington, Dec. 18. **2003** – Inactive Weeks 1-7 with broken collarbone...Placed on injured reserve, Oct. 25. **2002** – Played in 12 games with 10 starts and opened both postseason games...Had 36 grabs for 321 yards... Missed four contests with a back injury...Had seven catches for 69 yards vs. Denver, Sept. 15...In NFC Wild Card vs. NY Giants, 1/5/03,

2007 GAME BY GAME

Date	Opp.	RECEIVING			YDS	AVG	LG	TD
		GP	ST	REC				
9/6	@ IND	X	X	8	57	7.1	9	0
9/16	@ TB	X	X	3	18	6.0	8	0
9/24	TEN	X	X	5	23	4.6	9	0
10/7	CAR	X	X	5	30	6.0	9	0
10/14	@ SEA	X	X	2	12	6.0	9	1
10/21	ATL	X	X	5	54	10.8	21	0
10/28	@ SF	X	X	2	29	14.5	22	0
11/4	JAX	X	X	4	27	6.8	11	0
11/11	STL	X	X	3	38	12.7	18	1
11/18	@ HOU	X	X	2	17	8.5	12	0
11/25	@ CAR	X	X	1	19	19.0	19	0
12/2	TB	X	X	2	12	6.0	7	0
12/10	@ ATL	X	X	2	17	8.5	13	0
12/16	ARZ	Inactive						
12/23	PHI	Inactive						
12/30	@ CHI	X		4	25	6.3	9	0
2007 Season		14	12	48	378	7.9	22	2

had eight catches for 78 yards. **2001** – Played in 16 games, with 15 starts...Set 49ers rookie record for tight ends with 40 receptions for 362 yards and three TDs...Had first career TD catch on four-yard scoring grab vs. Detroit, Nov. 4.

COLLEGE – Finished career at Yale with 182 receptions for 2,144 yards and 23 touchdowns, all school records...Caught at least one pass in last 24 games...Broke school's single-season mark with 67 receptions as junior and broke own record with 86 catches as senior...Named All-Ivy League as senior... Also served as team's punter, amassing 4,233 yards on 68 punts, for 39.2 yard average.

PERSONAL – Prepped at Needham (Mass.) HS...Lettered in football, basketball and volleyball... Named one of top players in Massachusetts by USA Today ... Received Scholar-Athlete Award from Eastern Massachusetts Chapter of National Football Foundation and Hall of Fame ... Majored in American Studies at Yale...Married (Keri)...Also played on Yale's golf team.

ERIC JOHNSON



Year	Team	GP	GS	RECEIVING					TD
				No	Yds	Avg	Lg		
2001	San Francisco	16	15	40	362	9.1	24	3	
2002	San Francisco	12	10	36	321	8.9	38	0	
2003	San Francisco			INJURED RESERVE					
2004	San Francisco	16	14	82	825	10.1	25	2	
2005	San Francisco			INJURED RESERVE					
2006	San Francisco	13	9	34	292	8.6	26	2	
2007	New Orleans	14	12	48	378	7.9	22	2	
NFL Totals		71	60	240	2,178	9.1	38	9	
Saints Totals		14	12	48	378	7.9	22	2	

ADDITIONAL STATISTICS: Two-Point Conversions — (2002, 1); Total: 1; Special Teams Tackles — (2001, 1); Total: 1.

CAREER HIGHS: Receptions:— 13, vs. Arizona (10/10/04); Receiving Yards — 162, vs. Arizona (10/10/04); Long Reception — 38, at New York Giants (9/5/02); Receiving TDs — 1 (7x), last at St. Louis (11/26/06).

POSTSEASON

Year	Team	GP	GS	RECEIVING					TD
				No	Yds	Avg	Lg		
2001	San Francisco	1	1	4	36	9.0	13	0	
2002	San Francisco	2	2	10	85	8.5	25	0	
Postseason		3	3	14	121	8.6	25	0	

POSTSEASON CAREER HIGHS: Receptions:— 8, vs. New York Giants (1/5/03); Receiving Yards — 78, vs. New York Giants (1/5/03); Long Reception — 25, vs. New York Giants (1/5/03); Receiving TDs — 0.



Kevin KAESVIHARN 43

HEIGHT: 6-1 WEIGHT: 200
 COLLEGE: AUGUSTANA (S.D.)
 JOINED SAINTS: UFA-07 (CIN)
 NFL EXPERIENCE: 8
 BORN: 8/29/76

S

NFL CAREER – Signed as an unrestricted free agent in 2007 after a productive six-year stint with Cincinnati, Kaesviharn started three games in his first season with New Orleans while providing top-quality depth and contributing on special teams. He appeared in all 16 contests, posting 36 tackles and eight pass defenses while serving primarily in secondary packages with an extra defensive backs. Over the previous six years with the Bengals, Kaesviharn recorded 15 interceptions, 357 tackles, six sacks, a pair of forced fumbles and four fumble recoveries. When not in the starting lineup for the Saints, he brings proven depth to the secondary, having started 48 of 103 games in his career, including 36 at safety and 12 at cornerback. Though now an established pro, Kaesviharn took the long road to NFL success, spending several stints on Cincinnati's practice squad and signing his first NFL contract four years after his college career ended following stops in the Arena Football League, and the XFL. A three-year starter at Augustana (S.D.), Kaesviharn's last name is pronounced "CASE-vih-harn."

CAREER TRANSACTIONS – Agreed to terms with Saints on a four-year contract (UFA), 3/13/07; Re-signed to three-year contract by Cincinnati Bengals (RFA), 4/12/04; Signed to active roster by Cincinnati, 11/10/01; Signed to practice squad by Cincinnati, 10/31/01; Released by Cincinnati, 10/30/01; Signed to active roster by Cincinnati, 10/27/01; Signed by Cincinnati to practice squad, 10/23/01; Waived by the Green Bay Packers, 4/27/01; Signed as an undrafted free agent by the Green Bay, 4/25/01.

2007 – Played in all 16 games, starting three, and recorded 36 tackles (22 solo) and eight pass defenses...Added nine stops on special teams...Dec. 2 vs. Tampa Bay started in three-safety set and had a season-high nine tackles...Started at Atlanta, Dec. 10, and had four tackles and deflected a pair of passes in 100th career game...Set a career-high with five pass defenses vs. Arizona, Dec. 16, along with six tackles in third-straight start. **2006** – Led the Bengals with six interceptions, despite missing two games with a knee injury and starting only seven contests...Ranked fourth on the club with 11 pass defenses...Had 58 tackles and ranked third on the team with four sacks...Also had a forced fumble and five special teams stops...Three of his interceptions came in the end zone to thwart potential scoring drives, and two came in the fourth quarter to seal victories...Sept. 24 at Pittsburgh had an interception in the end zone with 22 seconds remaining with 22-yard return to ensure victory. Also recorded eight tackles and a forced fumble...Suffered knee injury vs. Atlanta, Oct. 29 and placed on inactive list the next two weeks...Posted nine stops (eight solo), an

interception and 1.5 sacks at New Orleans, Nov. 19...Had a pair of INTs Nov. 26 at Cleveland, in addition to a sack and four tackles. **2005** – Started all 16 games in addition to Wild Card contest...Opened first three contests at strong safety and the rest of the season at free safety...Led defense in snaps played (958) and opened every game for the first time in his career...Tied for fourth on the team with 92 tackles (69 solo), posted a team-high three fumble recoveries, notched five pass defenses and had a sack...Made his first career opening day start Sept. 11 at Cleveland and had four tackles...Sept. 18 vs. Minnesota, had four stops, an interception and a fumble recovery...Notched six tackles and an interception at Tennessee, Oct. 16...Had an interception and three tackles vs.

2007 GAME BY GAME

Date	Opp.	DEFENSE											
		GP	ST	SOLO	AST	TOT	SACK/YDS	INT/YDS	PD	FF	FR		
9/6	@ IND	X		0	0	0	0	0	0	0	0	0	0
9/16	@ TB	X		2	0	2	0	0	0	0	0	0	0
9/24	TEN	X		0	0	0	0	0	0	0	0	0	0
10/7	CAR	X		0	0	0	0	0	0	1	0	0	0
10/14	@ SEA	X		0	0	0	0	0	0	0	0	0	0
10/21	ATL	X		0	0	0	0	0	0	0	0	0	0
10/28	@ SF	X		2	0	2	0	0	0	0	0	0	0
11/4	JAX	X		1	2	3	0	0	0	0	0	0	0
11/11	STL	X		4	2	6	0	0	0	0	0	0	0
11/18	@ HOU	X		1	0	1	0	0	0	0	0	0	0
11/25	@ CAR	X		1	0	1	0	0	0	0	0	0	0
12/2	TB	X	X	6	3	9	0	0	0	0	0	0	0
12/10	@ ATL	X	X	4	0	4	0	0	0	2	0	0	0
12/16	ARZ	X	X	0	6	6	0	0	0	5	0	0	0
12/23	PHI	X		0	0	0	0	0	0	0	0	0	0
12/30	@ CHI	X		1	1	2	0	0	0	0	0	0	0
2007 Season		16	3	22	14	36	0	0	0	8	0	0	0

Buffalo, Dec. 24. **2004** – Played in 15 games with six starts... Started Weeks 2-3 at FS and Games 5-7 and 9 at SS...Sidelined Oct. 3, at Pittsburgh, due to back spasms, the first game he missed in four seasons...Ranked ninth on defense with 62 tackles...Tied for fourth with eight pass defenses, and had a three-yard fumble return at Cleveland, Oct. 17 for his first career TD...Added 11 tackles on special teams. **2003** – Played every game with six starts at strong safety and one at left cornerback...Led special teams in total snaps (312) and ranked fourth in tackles (13)...Had 59 tackles (40 solo) on defense, with four pass defenses, an interception and a sack...Started at LCB Dec. 7 at Baltimore, and had eight tackles (six solo) and an interception. **2002** – Played in every game and served as the third cornerback, starting six contests...Tied for team-high with two interceptions and led club with 13 pass defenses...Added 62 tackles...Had eight stops and an INT vs. Cleveland, Nov. 17...Posted a career-high 10 tackles Dec. 15 vs. Jacksonville. **2001** – Four years out of college, he was signed to first NFL contract on April 25 by Green Bay, but waived two days later...Signed Oct. 23 to Bengals practice squad, and wound up playing 10 games for Cincinnati, tying for team lead with three INTs...Started three games at LCB (Games 14-16)...In top performance, had a pair of interceptions and six tackles vs. Pittsburgh, Dec. 30...Signed Oct. 27 to Bengals 53-player roster, and made NFL debut for Bengals on Oct. 28 at Detroit...Waived by Cincinnati, Oct. 30, but re-signed to Bengals practice squad...Re-signed to Bengals 53-player roster Nov.

10...Returned first career interception 29 yards vs. Jacksonville, Dec. 9...Had two pass defenses and four stops in first NFL start, at Baltimore, Dec. 23...Played for XFL San Francisco Demons earlier in the year. **1999-2000** – Played for Iowa Barnstormers of Arena Football League, recording 133 tackles and 23 interceptions, along with three catches for 43 yards and a touchdown.

COLLEGE – Three-year starter and four-year letter winner from 1994-97 at Division II Augustana (S.D.)...Career totals of 167 tackles, 6 INTs and 34 pass defenses...Played in NCAA Division II all-star game after senior season.

PERSONAL – Hometown is Lakewood, Calif...Had previously played in the Arena League and the XFL, but was working as a substitute teacher in Sioux Falls, S.D. before joining the Bengals in 2001...Lettered in football, track, soccer and basketball at Lakeville (Minn.) HS...Offseason residence is Sioux Falls, S.D...Married (wife Michelle), with a son, Kristian...Hobbies include hunting, fishing and golf...Full name is Kevin Robert Kaesviharn.

KEVIN KAESVIHARN



Year	Team	TACKLES						INTERCEPTIONS				FUMBLES				
		GP	GS	Tot	Solo	Asst	Sk	Yds	No	Yds	Lg	TD	PD	FF	FR	Yds
2001	Cincinnati	10	3	24	16	8	0.0	0.0	3	41	29	0	5	0	0	0
2002	Cincinnati	16	6	62	44	18	0.0	0.0	2	17	17	0	13	1	0	0
2003	Cincinnati	16	7	59	40	19	1.0	8.0	1	10	10	0	4	0	0	0
2004	Cincinnati	15	6	62	43	19	0.0	0.0	0	0	0	0	8	0	1	3
2005	Cincinnati	16	16	92	69	23	1.0	6.0	3	9	6	0	6	0	3	0
2006	Cincinnati	14	7	58	40	18	4.0	23.0	6	24	22	0	11	1	0	0
2007	New Orleans	16	3	36	22	14	0.0	0.0	0	0	0	0	8	0	0	0
NFL totals		103	48	393	274	119	6.0	37.0	15	101	29	0	55	2	4	3
Saints totals		16	3	36	22	14	0.0	0.0	0	0	0	0	8	0	0	0

ADDITIONAL STATISTICS: Special Teams Tackles — (2001, 7); (2002, 3); (2003, 13); (2004, 11); (2006, 5); (2007, 9) **Total: 48**

CAREER HIGHS: Tackles — 10, vs. Jacksonville (12/15/02); **Sacks** — 1.5, at New Orleans (11/19/06); **Interceptions** — 2 (2x), last at Cleveland (11/26/06); **Passes Defensed** — 5, vs. Arizona (12/16/07); **Forced Fumbles** — 1 (2x), last at Pittsburgh (9/24/06); **Fumble Recoveries** — 1 (4x), last at Pittsburgh (12/4/05).

POSTSEASON

Year	Team	TACKLES						INTERCEPTIONS				FUMBLES				
		GP	GS	Tot	Solo	Asst	Sk	Yds	No	Yds	Lg	TD	PD	FF	FR	Yds
2005	Cincinnati	1	1	5	3	2	0.0	0.0	0	0	0	0	0	0	0	0
NFL Totals		1	1	5	3	2	0.0	0.0	0	0	0	0	0	0	0	0



Mike KARNEY

44

HEIGHT: 5-11 WEIGHT: 255

COLLEGE: ARIZONA STATE

JOINED SAINTS: D5B-04

NFL EXPERIENCE: 5

BORN: 7/6/81

FB

NFL CAREER – While his contributions rarely end up making an immediate impression on the stat sheet, the bruising fullback is an important cog in a Saints offensive attack that has ranked among the NFL's best over the last two seasons. Karney, who ranks among the club's strongest players, is a rugged blocker who has emerged as one of the league's top fullbacks during his career. A second-team All-Pro selection by the Associated Press in 2006, Karney has hauled in 28 passes over the last two seasons, including 13 last year. He's also a viable option in short-yardage situations, rushing for a pair of touchdowns in 2007. Karney has opened 38 of 63 games - missing only one game in his career - and his durability has allowed the club to typically carry only one fullback on the roster since being drafted in the fifth round in 2004.

CAREER TRANSACTIONS – Re-signed to four-year contract extension, 6/13/06; Signed to three-year contract, 7/29/04; Selected in fifth-round (156th overall) of the 2004 NFL Draft, 4/25/04.

HONORS – 2006: Associated Press All-Pro (Second-Team).



WORTHNOTING

A tough runner between the tackles and a sure-handed receiver, Karney has scored five touchdowns the last two seasons – three rushing and two receiving – after not reaching the end zone in his first two years in the NFL.

Extremely durable performer has only missed one game in his career – appearing in 63 contests with 38 starts.

Voted a second-team All-Pro selection by the Associated Press in 2006.

One of the club's strongest players, Karney is also a key blocker on the special teams kick return units.

2007 – Started nine of 16 games, marking the third time he appeared in all 16 contests...Top rushing performance came Sept. 16 at Tampa Bay, when he had 13 yards on three carries – including a career-long 10-yard burst – and scored on a one-yard TD plunge...Had a five-yard reception vs. Tennessee, Sept. 24, his 50th NFL game...Oct. 7 vs. Carolina, scored third career rushing touchdown on a two-yard run and added a nine-yard reception...Went a four-game stretch without

2007 GAME BY GAME

Date	Opp.	RUSHING							RECEIVING				
		GP	ST	ATT	YDS	AVG	LG	TD	REC	YDS	AVG	LG	TD
9/6	@ IND	X	X	0	0	0.0	0	0	0	0	0.0	0	0
9/16	@ TB	X	X	3	13	4.3	10	1	1	0	0.0	0	0
9/24	TEN	X	X	1	-1	-1.0	-1	0	1	5	5.0	5	0
10/7	CAR	X	X	1	2	2.0	2	1	1	9	9.0	9	0
10/14	@ SEA	X	X	1	0	0.0	0	0	1	4	4.0	4	0
10/21	ATL	X	X	0	0	0.0	0	0	2	7	3.5	5	0
10/28	@ SF	X	X	1	0	0.0	0	0	0	0	0.0	0	0
11/4	JAX	X	X	0	0	0.0	0	0	1	8	8.0	0	0
11/11	STL	X	X	0	0	0.0	0	0	0	0	0.0	0	0
11/18	@ HOU	X	X	1	1	1.0	1	0	1	11	11.0	11	0
11/25	@ CAR	X	X	1	2	2.0	2	0	0	0	0.0	0	0
12/2	TB	X	X	0	0	0.0	0	0	1	7	7.0	7	0
12/10	@ ATL	X	X	1	0	0.0	0	0	1	8	8.0	8	0
12/16	ARI	X	X	0	0	0.0	0	0	2	14	7.0	11	0
12/23	PHI	X	X	1	0	0.0	0	0	0	0	0.0	0	0
12/30	@ CHI	X	X	0	0	0.0	0	0	1	5	5.0	5	0
2007 Season		16	9	11	17	1.5	10	2	13	78	6.0	11	0

starting as the club opened in one-back sets but returned to starting lineup at Houston, Nov. 18 and had an 11-yard catch, tied for his season-long...Hauled in a pair of passes for 14 yards vs. Arizona, Dec. 16, including an 11-yard grab.

2006 – Started seven of the 15 games he appeared in, declared inactive for one contest (at Green Bay, Sept. 17) with a calf injury, the only game of his NFL career he has not appeared in. He initially suffered the injury in the first quarter of the opener at Cleveland, but returned vs. Atlanta, Sept. 25 and did not miss any action for the remainder of the season...Had career-high totals in every category: 11 rushes for 33 yards and a touchdown, along with 15 catches for 96 yards (6.4 avg.) and two TDs...Top performance came at Dallas, Dec. 10, when he scored three touchdowns. His two-yard TD burst in the second quarter was the first of his career. He added a six-yard scoring catch a few minutes later, then had a six-yard TD grab in the third quarter. In the contest, he had career-high totals with five catches for 39 yards and three rushes for 14 yards...Had a pair of receptions for 14 yards vs. Carolina, Dec. 31...Started both postseason contests, and had an 11-yard run and a nine-yard catch at Chicago in the NFC Championship...Voted to the second team Associated Press All-Pro squad.

2005 – Started 14 of 16 games and had six carries for 12 yards and 10 receptions for 61...Non-starts came when the club opened in three-receiver sets.

2004 – Started eight of 16 contests and had three rushes for seven yards and six receptions for 42 yards...Had a 12-yard grab in first NFL game, vs. Seattle, Sept. 12... Hauled in season-long 17-yard pass vs. Kansas City, Nov. 14.

COLLEGE – Started 28 of 46 games at Arizona State and had 78 yards on 32 carries and 37 receptions for 308 yards and a TD...As a senior recorded 14 catches for 106 yards...In 2002, opened 11 of 14 games, with 20 yards on eight carries and 13 catches for 121 yards...All Pac-10 honorable mention in 2001, opening seven games and playing in every contest.

PERSONAL – Rushed for 800 yards and 22 touchdowns as a senior at Kentwood (Kent, Wash.) HS...Interdisciplinary Studies major...Born July 6, 1981 in San Jose, Calif...Takes part annually in United Way Hometown Huddle campaign, teaming with a little brother for the day.

MIKE KARNEY



RUSHING

Year	Team	GP	GS	Att	Yds	Avg	Lg	TD	No	Yds	Avg	Lg	TD
2004	New Orleans	16	8	3	7	2.3	4	0	6	42	7.0	17	0
2005	New Orleans	16	14	6	12	2.0	3	0	10	61	6.1	10	0
2006	New Orleans	15	7	11	33	3.0	8	1	15	96	6.4	12	2
2007	New Orleans	16	9	11	17	1.5	10	2	13	78	6.0	11	0
NFL totals		63	38	31	69	2.2	10	3	44	277	6.3	17	2

RECEIVING

Year	Team	GP	GS	Att	Yds	Avg	Lg	TD	No	Yds	Avg	Lg	TD
2004	New Orleans	16	8	3	7	2.3	4	0	6	42	7.0	17	0
2005	New Orleans	16	14	6	12	2.0	3	0	10	61	6.1	10	0
2006	New Orleans	15	7	11	33	3.0	8	1	15	96	6.4	12	2
2007	New Orleans	16	9	11	17	1.5	10	2	13	78	6.0	11	0
NFL totals		63	38	31	69	2.2	10	3	44	277	6.3	17	2

CAREER HIGHS: Rushes — 3 (3x), last at Tampa Bay (9/16/07); **Rushing Yards** — 14, at Dallas (12/10/06); **Long Rush** — 10, at Tampa Bay (9/16/07); **Rushing TDs** — 1 (3x), last vs. Carolina (10/7/07); **Receptions** — 5, at Dallas (12/10/06); **Receiving Yards** — 39, at Dallas (12/10/06); **Long Reception** — 17, vs. Kansas City (11/14/04); **Receiving TDs** — 2, at Dallas (12/10/06).

ADDITIONAL STATISTICS: Kickoff Returns — 1 for 10 yards in 2006.

POSTSEASON

RUSHING

Year	Team	GP	GS	Att	Yds	Avg	Lg	TD	No	Yds	Avg	Lg	TD
2006	New Orleans	2	1	1	11	11.0	11	0	1	9	9.0	9	0
Postseason		2	1	1	11	11.0	11	0	1	9	9.0	9	0

RECEIVING

Year	Team	GP	GS	Att	Yds	Avg	Lg	TD	No	Yds	Avg	Lg	TD
2006	New Orleans	2	1	1	11	11.0	11	0	1	9	9.0	9	0
Postseason		2	1	1	11	11.0	11	0	1	9	9.0	9	0

POSTSEASON CAREER HIGHS: Rushes — 1, at Chicago (1/21/07); **Rushing Yards** — 11, at Chicago (1/21/07); **Long Rush** — 11, at Chicago (1/21/07); **Rushing TDs** — 0; **Receptions** — 1, at Chicago (1/21/07); **Receiving Yards** — 9, at Chicago (1/21/07); **Long Reception** — 9, at Chicago (1/21/07); **Receiving TDs** — 0.



**Antwan
LAKE**

96

HEIGHT: 6-4 WEIGHT: 308
COLLEGE: WEST VIRGINIA
JOINED SAINTS: WAI-06 (ATL)
NFL EXPERIENCE: 6
BORN: 7/10/79

DT

NFL CAREER — Over the last two seasons, Lake has evolved into an important part of the defensive line rotation, adding depth and size to the interior of the front. He turned in one of his finest seasons in 2007, starting a personal single-season high seven games and notching a career-best 25 tackles to rank fourth among defensive linemen. Lake, originally claimed off waivers during the 2006 preseason, also recovered a fumble and knocked down a pair of passes while appearing in 15 contests. Including stints with Atlanta (2003-05) and Detroit (2002), in his career Lake has played in 68 NFL games (12 starts) and has recorded 80 stops, 5.5 sacks and a pair of forced fumbles.

CAREER TRANSACTIONS — Re-signed to two-year contract (UFA), 3/5/07; Claimed by Saints off waivers from Atlanta Falcons, 8/25/06; Re-signed to one-year contract by Atlanta, 5/31/06; Placed on injured reserve by

Atlanta, 12/27/05; Signed by Atlanta, 12/21/03; Waived by Detroit Lions, 8/31/03; Signed by Detroit as undrafted rookie, 4/16/02.

2007 — Played in 15 games, starting a career-high seven, and had 25 tackles (14 solo), a sack, two pass defenses and a fumble recovery...Started opener at Indianapolis, Sept. 6 and six of the final nine contests...Lone sack of season came at Carolina, Nov. 25, where he also knocked down a pass...Recovered a fumble and had three stops at Chicago, Dec. 30. **2006** — Saw action at defensive tackle in 15 games, starting at Dallas, Dec. 10...Notched 15 tackles (nine solo), a sack and a pass defense...Inactive vs. Atlanta, Sept. 25...Had season-high three tackles and a sack at Pittsburgh, Nov. 12...Played in both postseason contests. **2005** — Played in 13 games with two starts for Atlanta, with 21 tackles, 3.5 sacks, two forced fumbles and a safety... Notched five tackles, a sack and a forced fumble vs. NY Jets, Oct. 24... Had five stops and 1.5 sacks at Detroit, Nov. 24...Recorded safety with end zone sack vs. New Orleans, Dec. 12...Placed on injured reserve, Dec. 27 with a shoulder injury. **2004** — Played in all 16 games with two starts and recorded 17 tackles and deflected a pass...Also appeared in both playoff contests...Made first career start at Kansas City, Oct. 24. **2003** — Signed by Falcons, Dec. 21, did not see any action. **2002** — Played in nine games for Detroit after making the roster as an undrafted free agent...Posted two tackles.

COLLEGE — Three-year starter at West Virginia...Recorded 87 tackles and 10 sacks in career...As a senior appeared in 10 games and posted 26 stops and three sacks...As a junior opened nine contests and had a sack and 13 tackles, and as a sophomore notched 39 tackles and three sacks while starting every game... Played in 10 games as a reserve outside linebacker as a freshman.

PERSONAL — Attended Cambridge South Dorchester (Md.) HS, leading the school to a 26-0 record and two state titles as a junior and senior...Graduated with a degree in liberal arts from West Virginia...Full name: Antwan Tabari Lake...Born July, 10, 1979 in Cambridge, Md.

ANTWAN LAKE



Year	Team	TACKLES						Yds	INTERCEPTIONS					FUMBLES				
		GP	GS	Tot	Solo	Asst	Sk		No	Yds	Lg	TD	PD	FF	FR	Yds		
2002	Detroit	9	0	2	1	1	0.0	0.0	0	0	0	0	0	0	0	0	0	0
2003	Did Not Play																	
2004	Atlanta	16	2	17	6	11	0.0	0.0	0	0	0	0	1	0	0	0	0	
2005	Atlanta	13	2	21	12	9	3.5	33.0	0	0	0	0	0	2	0	0	0	
2006	New Orleans	15	1	15	6	9	1.0	8.0	0	0	0	0	1	0	0	0	0	
2007	New Orleans	15	7	25	14	11	1.0	9.0	0	0	0	0	2	0	1	0	0	
NFL totals		68	12	80	39	41	5.5	50.0	0	0	0	0	4	2	1	0	0	
Saints totals		30	8	40	20	20	2.0	17.0	0	0	0	0	3	0	1	0	0	

ADDITIONAL STATISTICS: Safeties — (2005, 1) **Total: 1**

CAREER HIGHS: Tackles — 5 (2x), last at Detroit (11/24/05); Sacks — 1.5, at Detroit (11/24/05); Forced Fumbles — 1 (2x), last at Detroit (11/24/05); Fumble Recoveries — 1, at Chicago (12/30/07); Interceptions — 0; Passes Defensed — 1 (4x), last at Carolina (11/25/07).

POSTSEASON

Year	Team	TACKLES						Yds	INTERCEPTIONS					FUMBLES			
		GP	GS	Tot	Solo	Asst	Sk		No	Yds	Lg	TD	PD	FF	FR	Yds	
2004	Atlanta	2	0	2	1	1	0.0	0.0	0	0	0	0	0	0	0	0	0
2006	New Orleans	2	0	0	0	0	0.0	0.0	0	0	0	0	0	0	0	0	0
Postseason		4	0	2	1	1	0.0	0.0	0	0	0	0	0	0	0	0	0

POSTSEASON CAREER HIGHS: Tackles — 1 (2x), last at Philadelphia (1/23/05); Sacks — 0; Forced Fumbles — 0; Fumble Recoveries — 0; Interceptions — 0; Passes Defensed — 0.



Matt LEHR

68

HEIGHT: 6-2 WEIGHT: 290
 COLLEGE: VIRGINIA TECH
 JOINED SAINTS: UFA-08 (TB)
 NFL EXPERIENCE: 8
 BORN: 4/25/79



NFL CAREER – A versatile and experienced offensive lineman, Lehr comes to New Orleans adding depth at the center and guard positions. Formerly a fifth-round pick of the Dallas Cowboys, the veteran player comes to New Orleans after playing with rival NFC South teams in the past three seasons. Spanning seven professional seasons, Lehr has played in 85 career games with 48 starts and a pair of playoff contests in stints with the Cowboys, St. Louis Rams, Atlanta Falcons and Tampa Bay Buccaneers.

CAREER TRANSACTIONS – Signed by Saints to one-year contract (UFA), 3/24/08; Signed by Tampa Bay Buccaneers to one-year contract, 4/3/07; Released by Atlanta Falcons, 3/5/07; Signed by Atlanta (UFA) to three-year contract, 5/5/05; Claimed off waivers by St. Louis Rams, 12/29/04; Waived by Dallas Cowboys, 12/28/04; Selected in the fifth round by Dallas (137th overall) in the 2001 NFL Draft.

2007 – Saw action in all 16 games and one playoff game for Tampa Bay... Replaced injured C John Wade in the fourth quarter at New Orleans, Dec. 2, and anchored the offensive line on the critical fourth-and-one conversion by Earnest Graham and for the final four plays of the game-winning drive... Saw action against New York Giants in NFC Wild Card Game, Jan. 6. **2006** – Played in and started 11 games with Atlanta, helping the Falcons lead the NFL in rushing for the third consecutive season and set a new franchise record with 2,939 rushing yards... Helped the Falcons rush for 252 yards at Carolina, Sept. 10... Started for a rushing attack that tallied 306 yards vs. Tampa Bay, Sept. 17... Helped QB Michael Vick rush for more than 100 yards and the team amass 262 total rushing yards vs. Arizona, Oct. 1. **2005** – Started all 15 games played for Atlanta and was part of an offensive unit which paved the way for the NFL's top rushing attack (159.1 yards per game), helping the team rush for more than 200 yards on five occasions... Served as a key contributor to an offensive line effort that opened holes for a rushing attack that gained 200 rushing yards and two touchdowns vs. Philadelphia, Sept. 12... Helped hold the Bills without a sack as the team rushed for 236 yards at Buffalo, Sept. 25... Part of an offensive line effort that helped the team rush for 285 yards, which stands as the second-highest rushing performance in Falcons history, vs. Minnesota, Oct. 2... Helped team rush for more than 200 yards for the fifth time as the Falcons accumulated 256 rushing yards at Detroit, Nov. 24. **2004** – Played in seven games with two starts for Dallas before being waived on December 28... Claimed by St. Louis on December 29 but did not see action in season finale. **2003** – Started all 16 games and one playoff game at center for Dallas... Opened holes for the Cowboys to rush for 202 yards at New York Jets, Sept. 28)... Helped offense gain 400 total yards, including 208 on the ground, vs. Washington, Nov. 2. **2002** – Played in 12 games with four starts for Dallas, seeing action at both guard and center... Made the first start of his career at left guard vs. Tennessee, Sept. 15)... Started at left guard and suffered a strained PCL in his left knee at Arizona, Oct. 20 and was forced to miss the next two games. **2001** – Played in eight games, mostly on special teams for Dallas... Saw first NFL action in a fourth quarter stint at left guard at Philadelphia, Sept. 30.

COLLEGE – Three-year starter at guard for Virginia Tech... Earned second-team All-Big East honors and was selected to play in the Hula Bowl after only allowing a half-sack, while leading the Hokies with 57 knockdown blocks as a senior... Started all 12 games at left guard as the Hokies appeared in the BCS National Championship Game vs. Florida State in the Sugar Bowl as a junior... Injured his ankle during a preseason practice as a sophomore, missing the first two games and moving into the starting lineup midway through season... Played in four games as a freshman.

PERSONAL – Played guard and defensive end at Woodbridge (Va.) High School, earning all-district honors three times as an offensive lineman... Posted 40 tackles and six sacks on defense to garner All-America honors as a senior... Earned All-State honors as a shot putter on the track team... Majored in finance at Virginia Tech... Born Matthew Steven Lehr on April 25, 1979 in Woodbridge, Va.



Deuce McALLISTER 26

HEIGHT: 6-1 WEIGHT: 232
 COLLEGE: MISSISSIPPI
 JOINED SAINTS: DI-01
 NFL EXPERIENCE: 8
 BORN: 12/27/78

RB

NFL CAREER – The Saints' all-time leading rusher, McAllister aims to bounce back from the knee injury that derailed his 2007 season just three weeks into the campaign. It's a challenge that McAllister has met in the past with impressive results. In 2006, he responded from a season-ending knee injury the year before to record his fourth 1,000-yard season, rushing for a team-high 1,057 yards and scoring 11 touchdowns. McAllister leads the Saints in almost every rushing category, including yards (5,678), attempts (1,322), touchdowns (44), 1,000-yard seasons (four) and 100-yard games (27). Entering his eighth season after being selected 23rd overall in 2001, he also ranks third in team record books in overall touchdowns (49), fifth in scoring (294 points), eighth in receptions (216) and sixth in kickoff return average (24.2). The only running back in club history to be voted to the Pro Bowl in consecutive seasons (2002-03), McAllister had 1,057 yards in 2006 and one of his finest days of his career in the NFC Divisional Playoff vs. Philadelphia, rushing for 143 yards and a touchdown and hauling in four passes for 20 yards and another TD. The Mississippi native is also a leader in the community and one of the club's most active players in charitable endeavors.

CAREER TRANSACTIONS – Placed on Injured Reserve, 9/26/07; Placed on Injured Reserve, 10/12/05; Re-signed to a seven-year contract extension, 7/28/05; Signed to a six-year contract, 8/4/01; Selected in first round (23rd overall) of 2001 NFL Draft.

HONORS – **2006:** Ed Block Courage Award (Saints); **2004:** NFL.com FedEx Ground Player of the Week (Week 17); **2003:** Pro Bowl, *Pro Football Weekly* All-NFC, NFL.com FedEx Ground Player of the Week (Week 10), NFL.com FedEx Ground Player of the Week (Week 11), NFC Offensive Player of the Week (Week 13); **2002:** NFC Pro Bowl (Starter), NFC Offensive Player of the Month (October), *Pro Football Weekly* All-NFC.

2007 – Started all three games he appeared in, recording 24 carries for 92 yards and four catches for 15 yards before being placed on Injured Reserve, Sept. 26...Had 10 carries for 38 yards at Indianapolis, Sept. 6...Sept. 16 at Tampa Bay, posted 10 carries for 49 yards, with a long of 15, and a seven-yard reception...Suffered left knee injury (torn ACL) in second quarter vs. Tennessee, Sept. 24. **2006** – Started 13 of 15 games, inactive for finale after the Saints had clinched a playoff berth and the NFC South title...Had 1,057 rushing yards (20th in the NFL) on 244 carries (4.3 avg.) and 11 TDs (10 rushing and one off a fumble return)...Recorded four 100-yard games and added another in the playoffs... Posted 19 carries of 10 yards or more, and six of over 20, including a 57-yard burst vs. Tampa Bay, Oct. 8...Led team with 62 first downs (54 rushing),

ranking 20th in the NFL...Recipient of Ed Block Award in vote by teammates, honoring a player on all 32 teams who best exemplifies principles of courage and sportsmanship...In NFC Championship at Chicago, 1/21/07, had three catches for 27 yards and six rushes for 18 yards...Had memorable performance in NFC Divisional Playoff vs. Philadelphia, rushing for 143 yards on 21 carries and a TD and hauling in four passes for 20 yards and an 11-yard touchdown. In the contest, he set club postseason records for rushing yards, attempts and longest scoring rush (five yards), longest non-scoring rush (28 yards). Both of his TDs came in the third quarter when New Orleans took the lead for good...Started at Cleveland, Sept. 10 and gave immediate indication he was all the way back from

WINNING MILESTONE

The Saints are 20-8 including the postseason (*) when RB **Deuce McAllister** rushes for over 100 yards in a contest:

Date	Opponent	Yards	Result
11/23/03	at Philadelphia	184	L, 20-33
11/16/03	vs. Atlanta	173	W, 23-20 ot
11/30/03	at Washington	165	W, 24-20
1/13/07	vs. Philadelphia*	143	W, 27-24
1/2/05	at Carolina	140	W, 21-18
10/20/02	vs. San Francisco	139	W, 35-27
12/3/06	vs. San Francisco	136	W, 34-10
1/2/05	vs. Buffalo	130	W, 19-7
12/26/04	vs. Atlanta	128	W, 26-13
11/14/04	vs. Kansas City	127	W, 27-20
12/8/02	at Baltimore	127	W, 37-25
10/5/03	at Carolina	124	L, 13-19
10/8/06	vs. Tampa Bay	123	W, 24-21
10/6/02	vs. Pittsburgh	123	W, 32-29
9/15/02	vs. Green Bay	123	W, 35-20
10/13/02	at Washington	121	W, 43-27
12/29/02	vs. Carolina	117	L, 6-10
10/12/03	vs. Chicago	116	W, 20-13
10/19/03	at Atlanta	116	W, 45-17
10/27/02	vs. Atlanta	115	L, 35-37
12/10/06	at Dallas	111	W, 42-17
11/2/03	at Tampa Bay	110	W, 17-14
9/8/02	at Tampa Bay	109	W, 26-20
12/24/06	at Dallas	108	W, 30-3
10/10/04	vs. Tampa Bay	102	L, 17-20
9/28/03	vs. Indianapolis	101	L, 21-55
10/26/03	vs. Carolina	101	L, 20-23 ot
11/28/04	at Atlanta	100	L, 21-24

the 2005 knee injury, rushing for 90 yards on 22 carries...Scored a pair of touchdowns the following week at Green Bay, including a 23-yard scoring burst. The two TDs gave him 40 for his career...Responded with first 100-yard day of season vs. Tampa Bay, with 123 yards on 15 carries, including season-long 57-yard run. He also had a 24-yard TD and became the club's all-time rushing attempts leader...Became the club's all-time rushing touchdown leader at Pittsburgh, Nov.

points) and tied for 15th with 58 first downs (53 rushing)...Suffered right ankle sprain vs. San Francisco, Sept. 19 and inactive for next two contests...Returned vs. Tampa Bay, Oct. 10, rushing for 102 yards on 21 carries with injured leg heavily wrapped...Had 42 yards on 24 carries at Oakland, Oct. 24 and rushed for a pair of touchdowns. Yardage total moved him past RB Chuck Muncie (3,386 yards, 1976-80) on the club's all-time rushing chart...Recorded 127 yards on 16 carries with a TD vs. Kansas City, Nov. 14, capping a career-best four-game stretch with a TD...Set a career-high in receptions and receiving yardage vs. Denver, Nov. 21, with 11 catches for 87 yards...Had 28 carries and a TD for a season-high 140 yards – including a 71-yard burst that ranked as the NFL's

MILESTONES

MOST 100-YARD GAMES IN SAINTS HISTORY

Player	No.	Years
RB Deuce McAllister	27	2001-
RB George Rogers	16	1981-84
RB Ricky Williams	12	1999-01

SAINTS ALL-TIME RUSHING TOUCHDOWN LEADERS

Player	TDs	Years
RB Deuce McAllister	44	2001-
RB Dalton Hilliard	39	1986-93
RB Chuck Muncie	28	1976-80

SAINTS ALL-TIME TOUCHDOWN LEADERS

Player	TDs	Years
RB Dalton Hilliard	53	1986-93
WR Joe Horn	50	2000-06
RB Deuce McAllister	49	2001-

SAINTS ALL-TIME RUSHING LEADERS

Player	Att.	Yards	TDs
RB Deuce McAllister, 2001-06	1,298	5,586	44
RB George Rogers, 1981-84	995	4,267	23
RB Dalton Hilliard, 1986-93	1,126	4,164	39

longest non-scoring run of the year – at Carolina, 1/2/05. **2003** – Turned in one of the top all-around seasons for an offensive player in club history and set a slew of records...Started 16 games for first time and set career highs in rushing yards (1,641, second in the NFC), attempts (351), receptions (69) and receiving yards (516)...Became first Saints player with over 2,000 yards from scrimmage with 2,157, ranking fourth in NFL...Also had eight TDs (all rushing) and ranked fourth in NFC with 91 first downs (69 rushing, 22 receiving)...Tied for first in NFL with 16 rushes of 20 yards or more...Rushed for over 100 yards in a nine-game stretch (from Sept. 28 vs. Indianapolis until Nov. 30 at Washington), tied for third in league history with former Chicago RB Walter Payton (1985) and Jacksonville RB Fred Taylor (2000) for consecutive 100-yard days. Former Detroit RB Barry Sanders reached milestone in 14-straight games in 1997, and RB Marcus Allen had 11-consecutive 100-yard games from 1986-86 with Oakland. With 1,190 yards in those nine games, McAllister's rushing total only

trailed Taylor's 1,212 yards over the same span among five record holders...With 237 combined rushing and receiving yards vs. Atlanta, Nov. 16, 232 at Philadelphia (Nov. 23) and 196 at Washington on Nov. 30, became one of only three players in NFL history to have had over 190 yards from scrimmage in three-straight games, including Cleveland RB Jim Brown, who had 191, 262 and 232 in three consecutive contests from 1962-63, and Payton, who had 221, 281 and 244 total yards in a three-game stretch in 1977...Started nine-game 100-yard streak vs. Indianapolis, Sept. 28, with 101 on 17 carries...Recorded 23 carries for 124 yards at Carolina, Oct. 5 to notch 10th career 100-yard game. Added four receptions for 59 yards, including a career-long 39-yard catch...Workhorse vs.

! WORTHNOTING

With 16 in 2002 and 11 in 2006, McAllister is the lone running back in club history to post two seasons with double-digit touchdown totals.

Has rushed for over 1,000 yards in four seasons (2002-04, 2006) – the only running back in team record books to reach the milestone so many times – including leading the NFC in 2002 with 1,388 yards.

In 2003, McAllister had 2,157 yards from scrimmage to set a club record. He had 1,641 yards rushing – the second-highest total in team history – and 516 yards on a career-high 69 receptions.

Chicago, Oct. 12, rushing for 116 yards on 29 carries...Scored two TDs on 21 attempts for 116 yards at Atlanta, Oct. 19...Following week vs. Carolina, posted 101 yards on 26 carries...At Tampa Bay, Nov. 2, had 26 rushes for 110 yards. Set a new club record by reaching the 100-yard milestone for sixth-straight contest...In three-game stretch (Nov. 16-Nov. 30), recorded three of top nine single-game rushing totals in club history...Set career-high vs. Atlanta, Nov. 16, recording 173 yards on 28 carries with two TDs. It was the fifth-highest single-game rushing total in team history. Rushed for 153 yards in the second half, including 124 in the fourth quarter and OT. Also had nine catches for 64 yards, and his 237 yards from scrimmage set a club record...Continued torrid stretch with a career-best 184 rushing yards on 19 carries at Philadelphia, Nov. 23. Added two rushing TDs, including 76-yarder in third quarter. Averaged a season-high 9.7 yards per carry in third-highest rushing day in club history. Also hauled in four passes for 48 yards, giving him 232 yards from scrimmage, second in club history to output the week before vs. Atlanta...Rushed for 165 yards on 30 carries at Washington, Nov. 30. Added four receptions for 31 yards, giving him three-straight games with 190 yards from scrimmage. Named NFC Offensive Player of the Week, and became only fifth player in league history to post nine-straight 100-yard games...Streak ended vs. Tampa Bay, Dec. 7, with 69 yards on 22 rushes. **2002** – In first full year as a starter led NFC and ranked third in the league in rushing with 325 carries for 1,388 yards and 13 TDs...Also ranked second on team with 47 receptions for 352 yards and three TDs...Tied team record for rushing TDs (13, George Rogers, 1981, Dalton Hilliard, 1989)...In opener at Tampa Bay, Sept. 8, had 31 carries for 109 yards, marking first time he reached century mark...Had 21 carries for 123 yards with two TDs vs. Green Bay, Sept. 15...Rushed for 123 yards on 23 carries, including one- and 52-yard TDs, vs. Pittsburgh, Oct. 6...Rushed for 121 yards on 29 carries at Washington, Oct.

13...Had 21 carries for 139 yards and added five receptions for 35 yards and a TD, vs. San Francisco, Oct. 20...Capped stellar October, in which he won NFC Offensive Player of the Month, with his fourth-straight 100-yard day, rushing 17 times for 115 yards with two TDs vs. Atlanta, Oct. 27. Added five receptions for 56 yards and a 19-yard touchdown...Departed at Atlanta, Nov. 17, in fourth quarter with right ankle sprain and inactive vs. Cleveland, Nov. 24...Had 32 carries for 127 yards with a career-high three TDs at Baltimore, Dec. 8...Posted 28 carries for 117 yards vs. Carolina, Dec. 29. **2001** – Started four of 16 games and served as team's primary kick returner...Recorded 16 rushes for 91 yards with a TD, 14 receptions for 166 yards with a TD and completed one of two passes for 12 yards and a touchdown...Had 45 kickoff returns for 1,091 yards and four punt returns for 24 yards...First career start came alongside RB Ricky Williams vs. Indianapolis, Nov. 18, and in the game had a career-long 63-yard kick return...Made biggest impact in 28-10 win at Atlanta, Dec. 9, starting at running back and recording a 54-yard TD run, a 12-yard TD pass and three kick returns for 69 yards. The 12-yard touchdown pass was to WR Willie Jackson. With 8:16 remaining in the fourth quarter, shook loose for the 54-yard TD run. The last time a Saints non-QB threw and ran for a TD in a game was vs. Detroit, 9/21/97, when RB Mario Bates threw a 21-yard TD pass and had scoring runs of two and 74 yards...Started at wide receiver vs. Washington, Dec. 30 and had four catches for 62 yards, including a 22-yard TD.

! WORTHNOTING

During 2003, he rushed for over 100 yards in every contest during a nine-game stretch, which tied for third in league history with former Chicago RB Walter Payton (1985), Jacksonville RB Fred Taylor (2000) and San Diego RB LaDainian Tomlinson (2006). Former Detroit RB Barry Sanders reached milestone in 14-straight games in 1997, and RB Marcus Allen had 11-consecutive 100-yard games from 1986-86 with Oakland.

With 294 points, McAllister is primed to become only the third position player to reach 300 points, joining RB Dalton Hilliard (318, 1986-93) and WR Joe Horn (2000-06).

As a rookie in 2001, McAllister only started four of 16 games and rushed for 91 yards on 16 carries, including a 51-yard touchdown burst. Since he has opened 66 of 68 contests and posted 5,587 yards on 1,306 attempts (4.3 avg.) and 43 TDs.

COLLEGE – The most decorated player at Ole Miss since the days of former Saints QB Archie Manning, McAllister is the only player in school history to record three seasons with at least 1,000 all-purpose yards...Departed with school records for carries (616), yards (3,060), rushing TDs (36), total touchdowns (41) points (246) and 100-yard games (13)...As a senior in 2000, McAllister was an All-SEC first-team as an all-purpose back by the Associated Press...Played in every game (eight starts) in 2000 and led the Rebels with 159 carries for 767 yards (4.8 avg.) and 14 TDs and added 18 receptions for 190 yards (10.6 avg.) and a pair of TDs...Led team with 102 points, including a punt return touchdown...As a junior, was an All-SEC pick by the league coaches and the Associated Press...In 10 games with eight starts, McAllister was second on the team with 151 carries for 809 yards (5.4 avg.) and 12 TDs...As a sophomore in 1998 was selected second-team All-SEC after leading the team with 1,082 yards and seven TDs on 212 carries (5.1 avg.)

PERSONAL – Extremely dedicated to community service with “Catch-22” Foundation, which features his college number...Has been a strong supporter of Hurricane Katrina-related support programs throughout Gulf South region, among other charity work...Has expanded business portfolio in recent years to include the renovation of the 82-year-old King Edward Hotel in downtown Jackson, Miss., turning the building into office space, condos and apartments...Also involved with car dealerships in Gulfport, Miss. and Jackson, Miss, and a trucking company...During prep career was an All-State pick by the Mississippi Sports Writers Association and The Jackson Clarion-Ledger as a defensive back at Morton (Lena, Miss.) HS...Four-time All-Division 5-3A choice and twice Division MVP...Criminal justice major at Mississippi...Full name: Dulumus Jenod McAllister...Nickname “Deuce” was given to him by a high school coach who was a fan of former University of Alabama and NFL wide receiver David “Deuce” Palmer...Born Dec. 27, 1978 in Lena, Miss.

DEUCE McALLISTER



Year	Team	RUSHING							RECEIVING				
		GP	GS	Att	Yds	Avg	Lg	TD	No	Yds	Avg	Lg	TD
2001	New Orleans	16	4	16	91	5.7	54t	1	15	166	11.1	22t	1
2002	New Orleans	15	15	325	1,388	4.3	62	13	47	352	7.5	30	3
2003	New Orleans	16	16	351	1,641	4.7	76t	8	69	516	7.5	39	0
2004	New Orleans	14	14	269	1,074	4.0	71	9	34	228	6.7	20	0
2005	New Orleans	5	5	93	335	3.6	26	3	17	117	6.9	22	0
2006	New Orleans	15	13	244	1,057	4.3	57	10	30	198	6.6	24	0
2007	New Orleans	3	3	24	92	3.8	15	0	4	15	3.8	7	0
NFL totals		84	70	1,322	5,678	4.3	76t	44	216	1,592	7.4	39	4


ADDITIONAL STATISTICS: Passing — one-for-two for 12 yards and one TD with a 108.3 passer rating in 2001, one sack for an eight yard loss in 2002, zero-for-two with a 39.6 passer rating in 2003. **Special Teams Tackles** — 5 in 2001. **Special Teams Fumble Recoveries** — 1 in 2001.

Year	Team	PUNT RETURNS						KICKOFF RETURNS				
		No	FC	Yds	Avg	Lg	TD	No	Yds	Avg	Lg	TD
2001	New Orleans	4	4	24	6.0	10	0	45	1,091	24.2	63	0
NFL totals		4	4	24	6.0	10	0	45	1,091	24.2	63	0

CAREER HIGHS: Rushes — 32, at Baltimore (12/8/02); Rushing Yards — 184, at Philadelphia (11/23/03); Long Rush — 76t, at Philadelphia (11/23/03); Rushing TDs — 3, at Baltimore (12/8/02); Receptions — 11, vs. Denver (11/21/04); Receiving Yards — 87, vs. Denver (11/21/04); Long Reception — 39, at Carolina, (10/5/03); Receiving TDs — 1 (4x), last vs. Minnesota (12/15/02); Kickoff Returns — 6 (3x), last vs. St. Louis (12/17/01); Kickoff Return Yards — 171, at St. Louis (10/28/01); Long Kickoff Return — 63, vs. Indianapolis (11/18/01); Kickoff Returned for TD — 0; Punt Returns — 1 (4x), last vs. N.Y. Jets (11/4/01); Punt Return Yards — 10 (2x), last vs. N.Y. Jets (11/4/01); Long Punt Return — 10 (2x), last vs. N.Y. Jets (11/4/01); Punt Returned for TD — 0.

Year	Team	RUSHING							RECEIVING				
		GP	GS	Att	Yds	Avg	Lg	TD	No	Yds	Avg	Lg	TD
2006	New Orleans	2	2	27	161	6.0	28	1	7	47	6.7	15	1
Postseason		2	2	27	161	6.0	28	1	7	47	6.7	15	1

POSTSEASON CAREER HIGHS: Rushes — 21, vs. Philadelphia (1/13/07); Rushing Yards — 143, vs. Philadelphia (1/13/07); Long Rush — 28, vs. Philadelphia (1/13/07); Rushing TDs — 1, vs. Philadelphia (1/13/07); Receptions — 4, vs. Philadelphia (1/13/07); Receiving Yards — 27, at Chicago (1/21/07); Long Reception — 15, at Chicago (1/21/07); Receiving TDs — 1, vs. Philadelphia (1/13/07).



Bobby McCray

93

HEIGHT: 6-6 WEIGHT: 260
 COLLEGE: FLORIDA
 JOINED SAINTS: UFA-08 (JAX)
 NFL EXPERIENCE: 5
 BORN: 8/8/81

DE

NFL CAREER – Signed by the Saints as an unrestricted free agent from the Jacksonville Jaguars, McCray brings his pass-rushing prowess to New Orleans after spending his entire collegiate and professional career playing home games in the state of Florida. A veteran of four NFL seasons, McCray ranks seventh in Jaguars history with 22 sacks in 61 career games, having started 29 contests after entering the league as a seventh-round pick in 2004. A starter in Jacksonville over the past two seasons, he has posted 123 career tackles, knocked down seven passes, forced seven fumbles and recovered one fumble. In addition, McCray has played in three playoff contests, making four tackles and adding a sack and forced fumble in two trips to the postseason.

CAREER TRANSACTIONS – Signed by Saints to five-year contract (UFA-JAX), 3/2/08; Selected by the Jacksonville Jaguars in the seventh round (249th overall) of the 2004 NFL Draft.

2007 – Saw action in 14 games along the Jacksonville defensive line, making nine starts, and recorded 24 tackles, three sacks, batted down three passes and forced a fumble...Also started both postseason games and notched four tackles, a sack and a forced fumble...Played in his 50th career game at Denver, Sept. 23, and recorded his 100th career tackle...At Kansas City, Oct. 7, started at defensive end and recorded one tackle for a loss, two quarterback pressures and one pass defense...Recorded two tackles at New Orleans, Nov. 4...Saw extensive action at Indianapolis, Dec. 2, and recorded a season-high five tackles (four solo), one for a loss and one quarterback pressure...Recorded four solo tackles and one quarterback pressure vs. Carolina, Dec. 9...Started at defensive end Dec. 16 at Pittsburgh and recorded his first sack of the season off Ben Roethlisberger in the third quarter for a nine-yard loss. Added two solo tackles and three quarterback pressures...Dec. 23 vs. Oakland, started at defensive end and recorded four solo tackles, five quarterback pressures and forced a fumble along with two sacks, one each of JaMarcus Russell and Josh McCown...Started at defensive end at Pittsburgh in an AFC Wild Card game, Jan. 5 and recorded four tackles (three solo) and one sack. Sacked Roethlisberger on the Steelers' final offensive play which forced a fumble that was recovered by the Jaguars...Started at defensive end in the AFC Divisional Playoff at New England, 1/12. **2006** – Started a career-high 12 games and totaled career-bests with 49 tackles (42 solo), 10 sacks and two forced fumbles...Recorded at least one sack in nine of 15 games...Registered first sack of the season on Sept. 18 vs. Pittsburgh...Saw

action at Indianapolis on Sept. 24 and recorded one sack...Made first start of the season at LE on Oct. 8 vs. New York Jets and tallied a team-high two sacks along with seven tackles...Started at LE at Philadelphia on Oct. 29 and registered six tackles (five solo) and collected two half sacks off Donovan McNabb...Recorded team-high six quarterback pressures in start vs. Tennessee on Nov. 5...On Nov. 12 vs. Houston, started and finished with one sack and five solo tackles...Started on Nov. 20 vs. New York Giants and sacked Eli Manning...Started at RDE on Dec. 3 at Miami and recorded three tackles, one sack and two quarterback pressures...Had six tackles (five solo), one sack, one forced fumble and two quarterback pressures on Dec. 17 at Tennessee. Sacked Titans' Vince Young and forced a fumble on the play...In season finale on Dec. 31 at Kansas City, sacked Trent Green and forced a fumble which was recovered by the Jaguars and led to a touchdown. **2005** – Played in all 16 games for the second consecutive season with one start and collected 23 tackles (20 solo) along with 5.5 sacks...Recorded two tackles and split a sack of Matt Hasselbeck vs. Seattle, Sept. 11...Made his lone start at Indianapolis, Sept. 18, and had two tackles...Nov. 6 vs. Houston sacked David Carr and forced a fumble that he also recovered and added two tackles...Notched his first career two-sack game vs. Baltimore, Nov. 13, dropping Kyle Boller twice...Posted two tackles and a sack of Charlie Frye at Cleveland, Dec. 4...Made five tackles, one behind the line, at Houston, Dec. 24...Closed the regular season against Tennessee, Jan. 1, with a sack of Matt Mauck while matching his season-high of five tackles and forcing a fumble...Saw action in AFC Wild Card game at New England, Jan. 7, but held without a tackle. **2004** – Played in all 16 games during his rookie season, making seven starts and recorded 25 tackles (18 solo) and 3.5 sacks...Made first NFL start Sept. 26 at Tennessee and registered two tackles...Had three tackles and a pass defense vs. Indianapolis, Oct. 3...Notched his first career sack Oct. 10 at San Diego, tackling RB LaDainian Tomlinson behind the line on a halfback option pass attempt...Turned in his finest outing of the season at Minnesota Nov. 28 when he tallied three tackles, a sack, a forced fumble and three pass defenses...Totaled three solo tackles, a sack and a forced fumble at Green Bay, Dec. 19.

COLLEGE – Appeared in 36 games, starting 15 times including 13 games in the final two years...Recorded 107 tackles with 14.5 sacks, 20.5 stops for losses, 31 quarterback pressures, two pass deflections, one forced fumble and a fumble recovery...All-Southeastern Conference second-team selection as a senior and All-SEC second-team pick by The Sporting News as a junior...Majored in recreation program delivery.

PERSONAL – Married (Alexandria) with son, Bobby III...Lives in Miami, Fla... Attended Homestead (Miami, Fla.) H.S. where his father, Bobby McCray, Sr., is currently the head football coach...Named to the PrepStar All-America Team as a senior...Had 32 tackles with seven quarterback sacks...Participates in a variety of community outreach activities...Spent time at a local YMCA where he joined other teammates to help pass out sporting goods equipment to the youth...Full name: Bobby L. McCray.

BOBBY McCRAY



Year	Team	GP	GS	Tot	TACKLES			Yds	INTERCEPTIONS					FUMBLES		
					Solo	Asst	Sk		No	Yds	Lg	TD	PD	FF	FR	Yds
2004	Jacksonville	16	7	27	21	6	3.5	16.0	0	0	0	0	1	2	0	0
2005	Jacksonville	16	1	23	20	3	5.5	42.0	0	0	0	0	2	2	1	0
2006	Jacksonville	15	12	49	42	7	10.0	59.0	0	0	0	0	1	2	0	0
2007	Jacksonville	14	9	24	19	5	3.0	23.0	0	0	0	0	3	1	0	0
NFL totals		61	29	123	102	21	22.0	140.0	0	0	0	0	7	7	1	0

CAREER HIGHS: Tackles — 6 (2x), last at Tennessee (12/17/06); Sacks — 2 (3x), last vs. Oakland (12/23/07); Forced Fumbles — 1 (7x), last vs. Oakland (12/23/07); Fumble Recoveries — 1, vs. Houston (11/6/05); Passes Defensed — 1 (7x), last at Tampa Bay (10/28/07).

POSTSEASON

Year	Team	GP	GS	Tot	TACKLES			Yds	INTERCEPTIONS					FUMBLES		
					Solo	Asst	Sk		No	Yds	Lg	TD	PD	FF	FR	Yds
2005	Jacksonville	1	0	0	0	0	0.0	0	0	0	0	0	0	0	0	0
2007	Jacksonville	2	2	4	3	1	1.0	7.0	0	0	0	0	0	1	0	0
NFL totals		3	2	4	3	1	1.0	7.0	0	0	0	0	0	1	0	0

POSTSEASON CAREER HIGHS: Tackles — 3, at Pittsburgh (1/5/08); Sacks — 1, at Pittsburgh (1/5/08); Forced Fumbles — 1, at Pittsburgh (1/5/08); Fumble Recoveries — 0; Passes Defensed - 0.



Mike MCKENZIE 34

HEIGHT: 6-0 WEIGHT: 194
 COLLEGE: MEMPHIS
 JOINED SAINTS: TR-04 (GB)
 NFL EXPERIENCE: 10
 BORN: 4/26/76

CB

NFL CAREER – McKenzie has been one of the Saints' top defenders and a leader in the secondary since arriving in an early-season trade with Green Bay in 2004. A starter in all 56 games he has played with New Orleans, he leads the club over that span with 11 interceptions while often taking on the opponent's top wide receiver. Despite being placed on injured reserve for the final game of 2007 with a knee injury, McKenzie had one of his finest NFL seasons, posting 63 tackles – his highest total with the Saints and most since 2002 – three interceptions, a team-high 17 pass defenses and a forced fumble. He returned two interceptions for touchdowns, tying a club record, and his 161 return yards are among the most for a defender in team history. Known for his fiery play and toughness – McKenzie has started 123 of 126 contests in his career – the offseason injury rehabilitation from his knee injury was considered far ahead of schedule. He was a third-round pick by the Packers in 1999 out of Memphis and immediately stepped into the starting lineup.

CAREER TRANSACTIONS – Placed on Injured Reserve, 12/24/07; Signed by Saints to a three-year contract extension, 7/30/05; Acquired

in trade with Green Bay Packers, with Saints sending QB J.T. O'Sullivan and second-round pick (51st overall) to Green Bay for McKenzie and a conditional pick in 2006 NFL Draft, 10/4/04; Signed five-year contract extension with Green Bay, 1/7/02; Signed to three-year contract by Green Bay, 7/8/99; Selected by Green Bay with third-round pick (87th overall) in 1999 NFL Draft.

HONORS – 2001: All-Madden; 1999: *Football Digest* All-Rookie team, *Football News* All-Rookie team.

2007 GAME BY GAME

Date	Opp.	DEFENSE										
		GP	ST	SOLO	AST	TOT	SACK/YDS	INT/YDS	PD	FF	FR	
9/6	@ IND	X	X	2	0	2	0	0	0	1	0	0
9/16	@ TB	X	X	1	0	1	0	0	0	0	0	0
9/24	TEN	X	X	3	3	6	0	0	0	1	0	0
10/7	CAR	X	X	4	1	5	0	0	1	33	1	0
10/14	@ SEA	X	X	9	0	9	0	0	0	3	0	0
10/21	ATL	X	X	4	1	5	0	0	0	0	0	0
10/28	@ SF	X	X	4	1	5	0	0	0	1	0	0
11/4	JAX	X	X	2	0	2	0	0	1	75	2	0
11/11	STL	X	X	5	1	6	0	0	0	1	0	0
11/18	@ HOU	X	X	4	0	4	0	0	0	1	0	0
11/25	@ CAR	X	X	3	1	4	0	0	0	4	0	0
12/2	TB	X	X	4	2	6	0	0	1	53	1	0
12/10	@ ATL	X	X	2	0	2	0	0	0	1	0	0
12/16	ARZ	X	X	5	1	6	0	0	0	0	0	0
12/23	PHI	X	X	0	0	0	0	0	0	0	0	0
12/30	@ CHI	Injured Reserve, 12/24										
2007 Season		15	15	52	11	63	0	0	3	161	17	0

2007 – Started all 15 games he appeared in at LCB before being placed on injured reserve with a knee injury, Dec. 24. Suffered the injury on the third play from scrimmage vs. Philadelphia the day before...Had 63 tackles (52 solo) and led the team by a large margin with 17 pass defenses, tied for the team-lead with three interceptions, had a team-high 161 yards in returns and tied a team record by returning two for touchdowns...Posted seven games with five or more tackles...Tied career-high with nine tackles, all solo, and deflected a trio of passes at Seattle, Oct. 14...Scored first TD with the Saints vs. Jacksonville, Nov. 4, on 75-yard return. It was his first touchdown since 2003...At Houston, Nov. 18, notched his first career forced fumble, leading to a Saints' field goal and added four tackles...Recorded a season-high four pass defenses at Carolina, Nov. 25...Returned an interception 53 yards for a TD vs. Tampa Bay, becoming the first Saint to return a pair of INTs for touchdowns in same season since S Sammy Knight in 2000. McKenzie tied a team-record reached five times in club history. **2006** – At left cornerback, started all 16 games for first time since 2001 and had 46 stops (28 solo), two interceptions for 54 yards in returns and ranked second on club with 15 pass defenses...Started 100th career game at Tampa Bay, Nov. 5...Intercepted a pair of passes with 54 yards in returns Dec. 3 vs. San Francisco. His first INT and 54-yard return came in third quarter to set up a field goal to give Saints a 17-10 lead. His second was a diving catch at New Orleans 9 in fourth quarter to end San Francisco's comeback hopes. It was the fourth multi-interception day of his career...Opened both postseason contests at LCB...Had

four tackles (three solo) and a forced fumble at Chicago, 1/21/07, in NFC Championship. **2005** – Started all 15 games he appeared in at LCB, missing one game with a groin injury...Had 53 tackles, an interception and eight pass defenses, ranking second on the club...Made three tackles, a 11-yard interception return and a pass defense at Carolina, Sept. 11. **2004** – Arrived Oct. 4 trade with Green Bay and started all 10 games he was active for...Paced club with five interceptions and was second with 13 pass defenses. Added 39 tackles (29 solo)...Had first interception with the Saints with a 14-yard return vs. Kansas

! WORTHNOTING

Turned in one of his finest seasons in 2007, tying for the team-lead with three interceptions, leading the club with 17 pass defenses, equaling a franchise record with two interceptions returned for touchdowns and setting a career-high with 161 return yards. Added 63 tackles, his highest total since 2002.

Only seven active players in the NFL have recorded more interceptions returned for touchdowns than McKenzie's four since 1999.

Voted the Saints' NFL Man of the Year in 2007, awarded to a player on every team for excellence on the field and their commitment to the community. McKenzie's "34 Ways" Foundation promotes academics and sports with youth camps.

Attended the University of Pennsylvania's Wharton School as part of the NFL's Business Management and Entrepreneurial Program, and he was on target to graduate from the University of Memphis following summer school in business management.

City, Nov. 14...Inactive vs. Denver, Nov. 21 with knee injury...Had an interception with a five-yard return at Dallas, Dec. 12. Interception in end zone ended a potential scoring drive...Matched career high with two interceptions vs. Atlanta, Dec. 26. **2003** – Packers' starting LCB for fifth consecutive year...Started first 14 and inactive for final two contests due to right turf toe injury...Returned to start both playoff games...Led team in pass defenses with 20...Added 58 stops (55 solo)...Notched eight pass defenses in two postseason games, along with two forced fumbles and 11 tackles and a sack...Tied career-best with six pass defenses Dec. 7 vs. Chicago, including a pair of interceptions – the second multiple INT game of career – and a 90-yard interception return for TD. **2002** – Led Packers in pass defenses with 15, despite missing three games...Also intercepted two passes, recorded 64 tackles, a sack and recovered a fumble...Started 13 games, plus playoff contest vs. Atlanta...Inactive for two games and did not play in another with groin injury...Recorded first NFL sack at Tampa Bay, Nov. 24. **2001** – Opened at left cornerback in 16 games for the second time...Had 70 tackles (60 solo), two interceptions and career-high 21 pass defenses...Also started both playoff games...Had 38-yard interception return TD vs. Minnesota, Dec. 30. **2000** – A pair of knee injuries limited him to 10 games with eight starts...Inactive for six contests...Finished with eight pass defenses, an interception, and 34 tackles (32 solo)...Sept. 3 vs. N.Y. Jets, suffered lateral cartilage tear in left knee. Injury demanded surgery, forcing him to be inactive for the next five games. **1999** – Started 16 games at cornerback...Led club with six interceptions...Notched 65 tackles (53 solo)...Had two interceptions vs. Arizona, 1/2/00.

COLLEGE – Three-year letterman (1996-98) at Memphis...First-team All-Conference USA as sophomore and junior...Played in 32 straight games, with 26 consecutive starts...Finished career with 206 tackles and six interceptions...Majored in business management and scheduled to graduate after summer school classes prior to training camp.

PERSONAL – Full name: Michael Terrance McKenzie...Extremely dedicated to community service in the New Orleans area. Through his "34 Ways Foundation" holds a youth football camp that also includes college prep classes before training camp each year, among other charitable endeavors during each season...This past offseason, attended the University of Pennsylvania's Wharton School as part of the NFL's Business Management and Entrepreneurial Program. McKenzie's emphasis was on real estate... Born in Miami...All-Dade County selection at free safety as a senior at Norland (Miami) HS...Had 16 interceptions in prep career...Two-year letter winner in football also lettered twice in basketball...Hobbies include restoring classic automobiles, he owns a 1968 Chrysler Newport and 1966 Buick Electra and a trio of late-model Chevy Impalas...Splits offseason residence between Miami and Memphis, Tenn.

MIKEMCKENZIE



Year	Team	GP	GS	Tot	TACKLES			Yds	INTERCEPTIONS					FUMBLES		
					Solo	Asst	Sk		No	Yds	Lg	TD	PD	FF	FR	Yds
1999	Green Bay	16	16	65	53	12	0.0	0.0	6	4	4	0	18	0	0	0
2000	Green Bay	10	8	34	32	2	0.0	0.0	1	26	26	0	8	0	0	0
2001	Green Bay	16	16	70	60	10	0.0	0.0	2	38	38	1	21	0	0	0
2002	Green Bay	13	13	64	46	18	1.0	9.0	2	0	0	0	15	0	1	0
2003	Green Bay	14	14	58	55	3	0.0	0.0	4	98	90	1	20	0	0	0
2004	Green Bay	1	0	0	0	0	0.0	0.0	0	0	0	0	1	0	0	0
	New Orleans	10	10	39	29	10	0.0	0.0	5	19	4	0	12	0	0	0
2005	New Orleans	15	15	53	41	12	0.0	0.0	1	11	11	0	11	0	0	0
2006	New Orleans	16	16	46	28	18	0.0	0.0	2	54	54	0	15	0	0	0
2007	New Orleans	15	15	63	52	11	0.0	0.0	3	161	75	2	17	1	0	0
NFL totals		126	123	492	396	96	1.0	9.0	26	410	90	4	138	1	1	0
Saints totals		56	56	201	150	51	0.0	0.0	11	245	75	2	55	1	0	0

ADDITIONAL STATISTICS: Special Teams Tackles — (2002, 1); (2005, 1) **Total: 2; Punt Returns** — (2000, 1 for 0 yards) **Total: 1 for 0 yards**

CAREER HIGHS: Tackles — 9 (3x), last at Seattle (10/14/07); Sacks — 1, at Tampa Bay (11/24/02); Interceptions — 2 (4x), last vs. San Francisco (12/3/06); Int. Ret for TD — 1 (4x), last 53 yards vs. Tampa Bay (12/2/07); Passes Defensed — 6 (2x), last vs. Chicago (12/7/03); Forced Fumbles — 1, at Houston (11/18/07); Fumble Recoveries — 1, vs. Atlanta (9/8/02).

POSTSEASON

Year	Team	GP	GS	Tot	TACKLES			Yds	INTERCEPTIONS					FUMBLES		
					Solo	Asst	Sk		No	Yds	Lg	TD	PD	FF	FR	Yds
2001	Green Bay	2	2	5	3	2	0.0	0.0	0	0	0	0	3	0	0	0
2002	Green Bay	1	1	2	1	1	0.0	0.0	0	0	0	0	0	0	0	0
2003	Green Bay	2	2	12	9	3	1.0	4.0	0	0	0	0	8	2	0	0
2006	New Orleans	2	2	7	6	1	0.0	0.0	0	0	0	0	1	0	0	0
NFL Totals		7	7	26	19	7	1.0	4.0	0	0	0	0	11	3	0	0
Saints Totals		2	2	7	6	1	0.0	0.0	0	0	0	0	0	1	0	0

POSTSEASON CAREER HIGHS: Tackles — 7, vs. Seattle (1/4/04); Sacks — 1, at Philadelphia (1/11/04); Interceptions — 0; Int. Ret for TD — 0; Passes Defensed — 6, at Philadelphia (1/11/04); Forced Fumbles — 2, at Philadelphia (1/11/04); Fumble Recoveries — 0.



Robert MEACHEM 17

HEIGHT: 6-2 WEIGHT: 210
COLLEGE: TENNESSEE
JOINED SAINTS: 01-07
NFL EXPERIENCE: 2
BORN: 9/28/84

WR


NFL CAREER – A player expected to be an important contributor on offense in 2008 and beyond, Meachem was taken by the Saints in the first round in 2007 out of the University of Tennessee. He spent his rookie campaign recovering from a leg injury and learning the offense, and by season's end Meachem was giving a weekly indication in practice of his ability and potential.

CAREER TRANSACTIONS – Agreed to terms on five-year contract, 7/24/07; Drafted by the Saints in the first round (27th overall) of the 2007 NFL Draft.

2007 – Inactive for all 16 regular season games...Played in all five preseason games, catching five passes for 40 yards and a touchdown.

COLLEGE – Started 15 of 37 games in his three-year career in Knoxville, catching 125 passes for 2,140 yards (17.1 avg.) with 17 touchdowns...Was just the sixth player in school history to gain over 2,000 receiving yards and left ranked fifth in touchdown catches...Had a breakout season in 2006 after posting 71 catches for a school-record 1,298 yards and 11 touchdowns... Earned All-American first-team accolades from the Football Writers Association and *The Sporting News*...All-SEC first-team pick by the league's coaches and The Associated Press...Gained over 100 yards receiving in six contests...Registered 58 first downs, and 18 of his catches were for 20 yards or longer...Played in 11 games as a sophomore in 2005, with two starts, and led team with 29 receptions for 383 yards (13.2 avg.) and two TDs...Of his catches, 16 went for first downs...Played in every game in 2004 as a redshirt freshman and ranked third on team with 25 receptions for a team-high 459 yards (18.4-yard avg.) and four touchdowns...17 of his 25 grabs resulted in first downs, and 10 were for 20 yards or longer...Redshirted in his first year after suffering knee injury in August.

PERSONAL – Majored in communications at Tennessee...Was named All-State as a senior at Booker T. Washington (Tulsa, Okla.) HS, recording 543 receiving yards and 10 touchdowns and rushing for 531 yards and eight TDs while guiding school to a 13-1 record and a runner-up finish in state championship...Played point guard on two-time state championship basketball team...Resides in Tulsa, Okla.



Billy MILLER 83

HEIGHT: 6-3 WEIGHT: 252
COLLEGE: SOUTHERN CALIFORNIA
JOINED SAINTS: FA-06
NFL EXPERIENCE: 9
BORN: 4/24/77

TE

NFL CAREER – A sure-handed target who has consistently moved the chains with timely receptions for the Saints, Miller has been a solid addition and had a career resurgence since arriving in New Orleans in 2006. Last season he played in all 16 games for the first time since 2004 and started seven contests. The ninth-year veteran caught 27 passes for 328 yards and a pair of touchdowns - Miller's highest totals since 2003. In 28 games with the Saints with two playoff contests, he has six catches of 20 yards or more to lead all tight ends, including a 57-yard grab last season. An able blocker who adds experience to the offensive front, Miller went to training camp with the Saints in 2006 and played in 10 games during the club's playoff run, making key contributions during the postseason. From 2002-2004, he played for the Houston Texans, where he posted 108 receptions, including a career-high 51 in 2002. The former USC standout has played in 99 NFL games (31 starts) and has notched 155 grabs for 1,669 yards and nine touchdowns.



WORTHNOTING

In 28 games with the Saints including the playoffs, Miller has hauled in 49 passes for 552 yards, a pair of touchdowns and a two-point conversion.

Posted three or more receptions in six games last season, and had a career-long 57-yard grab vs. Jacksonville.

Over the last 10 games of 2007, Miller had 24 catches for 298 yards and two TDs.

In the offseason, went on a weeklong USO goodwill mission with QB Drew Brees, visiting the U.S. Naval Base on Okinawa.

CAREER TRANSACTIONS – Re-signed by Saints to one-year contract, 2/28/07; Signed by Saints, 10/14/06; Released by Saints, 9/1/06; Signed by the Saints, 6/2/06; Waived by Cleveland Browns, 11/1/05; Signed by Cleveland, 9/4/05; Released by Houston Texans, 8/29/05; Signed by Houston, 2/8/02; Released by Denver Broncos, 9/2/01; Signed to active roster by Denver, 10/19/99; Signed to practice squad by Denver, 9/6/99; Waived by Denver, 9/5/99; Signed by Denver, 7/20/99; Selected by Denver in seventh round (218th overall) of the 1999 NFL Draft.

2007 GAME BY GAME

Date	Opp.	RECEIVING						
		GP	ST	REC	YDS	AVG	LG	TD
9/6	@ IND	X	X	0	0	0.0	0	0
9/16	@ TB	X		0	0	0.0	0	0
9/24	TEN	X		0	0	0.0	0	0
10/7	CAR	X		0	0	0.0	0	0
10/14	@ SEA	X		2	26	13.0	17	0
10/21	ATL	X	X	1	7	7.0	7	0
10/28	@ SF	X	X	2	17	8.5	12	0
11/4	JAX	X	X	3	75	25.0	57	0
11/11	STL	X		1	1	1.0	1	1
11/18	@ HOU	X		3	25	8.3	14	0
11/25	@ CAR	X		4	32	8.0	17	1
12/2	TB	X	X	1	6	6.0	6	0
12/10	@ ATL	X		1	36	36.0	36	0
12/16	ARZ	X	X	3	39	13.0	22	0
12/23	PHI	X		3	38	12.7	21	0
12/30	@ CHI	X		3	26	8.7	11	0
2007 Season		16	6	27	328	12.1	57	2

2007 – Played in all 16 games with six starts, the first time he has appeared in every contest since 2004 and his most starts since opening nine that season...Had 27 catches for 328 yards (12.1 avg.) with two TDs and long of 57...Recorded first two catches of the season for 26 yards, both for first downs, at Seattle, Oct. 14...Caught three passes for 75 yards, including a career-long 57-yard catch-and-run to set up a first-quarter TD in win over Jacksonville, Nov. 4...Scored first touchdown of Saints career with one-yard TD grab vs. St. Louis, Nov.

11...At Carolina, Nov. 25, had a season-high four catches for 32 yards,

with a one-yard TD...Hauled in a 36-yard pass at Atlanta, Dec. 10...Posted three catches for 39 yards vs. Arizona, Dec. 16...Notched three more grabs for 38 yards vs. Eagles, Dec. 23...In finale at Chicago had three catches for 26 yards.

2006 – Played in 10 games after signing with the Saints Oct. 24, starting the final three contests...Ranked second among tight ends with 14 catches for 129 yards...Hauled in a two-point conversion, vs. Baltimore, Oct. 29...Biggest game came in NFC Divisional Playoff vs. Philadelphia, 1/13/07, with four catches for a team-high 64 yards. Had grabs of 29, 15 and 13 yards...Led tight ends with four catches for 31 yards in NFC Championship at Chicago. **2005** – Appeared in three games for Cleveland, starting one. **2004** – Played in all 16 games for Houston with eight starts, recording 17 catches for 178 yards with a TD. **2003** – Appeared in all 16 games for Texans, starting six...Totaled 355 yards on 40 receptions (8.9 avg.) with three TDs...Snagged four passes for 58 yards vs. Carolina, Nov. 2, including a 20-yard touchdown in the fourth quarter for the win. **2002** – Played in all 16 games for first time in career, starting seven for the Texans...Had 51 receptions for 613 yards (12.0 avg.) and three TDs - all career-highs...Claimed a piece of history in season-opening win vs. Dallas, Sept. 8. Hauled in a 19-yard TD pass 74 seconds into the game for team's first-ever points...First career start came at Cleveland, Oct. 20, catching six passes for 78 yards...In win at Pittsburgh, Dec. 8, team had only three completions, all by Miller for 33 yards. **2001** – Released by Broncos on Sept. 2. **2000** – Played in 12 games for Denver, declared inactive for four. **1999** – Spent six weeks on Denver's practice squad before signed to active roster, Oct. 19...Saw action in 10 games, catching five passes for 59 yards (11.8 avg.)...Second on team with 14 special teams tackles...Returned four kickoffs for 79 yards (19.8 avg.).

COLLEGE – Four-year letterman at USC at wide receiver, where he graduated ranked fourth on Trojans' career receptions list with 125...His 1,572 receiving yards ranked ninth in school history upon his departure...Had 46 catches for 623 yards (12.7 avg.) as a senior, with three TDs...Caught 56 passes for 649 yards (11.6 avg.) and two TDs as a junior...Earned degree in sociology.

PERSONAL – Married to Rachel with two sons, Caine and Jedan... Travelled to Okinawa with QB Drew Brees in the offseason as part of USO mission to visit with troops...Prep All-America selection at Westlake Village (Calif.) HS...Posted 187 receptions for 3,017 yards and 34 TDs in prep career...Also a three-year starter on Westlake's basketball team...Born Billy RoShawn Miller, April 24, 1977, in Los Angeles, Calif.

BILLY MILLER



Year	Team	RECEIVING						
		GP	GS	No	Yds	Avg	Lg	TD
1999	Denver	10	0	5	59	11.8	2	0
2000	Denver	12	0	1	7	7.0	7	0
2001	Did Not Play							
2002	Houston	16	7	51	613	12.0	42	3
2003	Houston	16	5	40	355	8.9	25	3
2004	Houston	16	9	17	178	10.5	27	1
2005	Cleveland	3	1	0	0	0.0	0	0
2006	New Orleans	10	3	14	129	9.2	22	0
2007	New Orleans	16	6	27	328	12.1	57	2
NFL Totals		99	31	155	1,669	11.1	57	9
Saints Totals		26	9	41	457	10.8	57	2

ADDITIONAL STATISTICS: Kickoff Returns — 4 for 79 yards with a long of 30 in 1999, 1 for 13 yards in 2000; Special Teams Tackles — (1999, 14); (2000, 5); (2002, 1) Total: 20; Special Teams Fumble Recoveries — (2002, 1) Total: 1.

CAREER HIGHS: Receptions — 8, vs. Baltimore (12/15/02); Receiving Yards — 78, at Cleveland (10/20/02); Long Reception — 57, vs. Jacksonville (11/4/07); Receiving TDs — 1 (9x), last at Carolina (11/25/07).

POSTSEASON

Year	Team	RECEIVING						
		GP	GS	No	Yds	Avg	Lg	TD
2006	New Orleans	2	0	8	95	11.9	29	0
Postseason		2	0	8	95	11.9	29	0

POSTSEASON CAREER HIGHS: Receptions — 4 (2x), last at Chicago (1/21/07); Receiving Yards — 61, vs. Philadelphia (1/13/07); Long Reception — 29, vs. Philadelphia (1/13/07); Receiving TDs — 0.



Marvin MITCHELL

50

HEIGHT: 6-3 WEIGHT: 249
COLLEGE: TENNESSEE
JOINED SAINTS: FA-07 (07-07)
NFL EXPERIENCE: 2
BORN: 10/21/84

LB

NFL CAREER – A stout young middle linebacker, Mitchell looks to build on his rookie year performance that saw him establish himself as a valuable special teams contributor. The club's seventh-round draft choice in 2007, the former Tennessee Volunteer continued to work hard after being waived at the end of

training camp and was recalled from the practice squad to the active roster early in the season and posted 11 tackles on special teams in 10 games.

CAREER TRANSACTIONS – Signed to the Saints active roster off of the practice squad, 10/6/07; Signed to the Saints practice squad, 9/2/07; Waived by Saints, 9/1/07; Selected in the seventh round (220th overall) of the 2007 NFL Draft.

2007 – Played in 10 games after starting the season on the practice squad, was inactive for three contests, and recorded 11 tackles on special teams...Signed to the active roster, Oct. 6, and made his NFL debut against Carolina the next day, making a tackle on special teams...Notched a season-best three special teams stops vs. Arizona, Dec. 16.

COLLEGE – A captain in his senior season, Mitchell played in 40 games (15 starts) during his career and finished with 154 stops...Led the Volunteers in tackles as a senior in 2006 with 104 stops, adding 10 tackles for losses, three pass defenses and a pair of forced fumbles...Started all 13 contests and voted a permanent team captain for the final eight games...Set a career-high with 15 stops vs. Florida...Totaled a game-high 12 tackles in Outback Bowl vs. Penn State...Played in 11 games in his junior campaign with two starts... Sat out the 2004 season on a medical redshirt after suffering knee injury in previous year's bowl practice...Played in all 12 games as a sophomore, primarily on special teams, recording four tackles and a blocked punt and also had an interception on defense...Played in four games, notching eight tackles as a true freshman.

PERSONAL – Attended Virginia Pilot (Norfolk, Va.) HS...All-district as both tight end and linebacker and co-MVP choice in final season...Caught 29 passes for 500 yards and had six interceptions, five sacks and 131 tackles as a senior...Also played basketball, ran track and threw the shot put.

MARVIN MITCHELL



Year	Team	TACKLES						INTERCEPTIONS					FUMBLES			
		GP	GS	Tot	Solo	Asst	Sk	Yds	No	Yds	Lg	TD	PD	FF	FR	Yds
2007	New Orleans	10	0	0	0	0	0.0	0.0	0	0	0	0	0	0	0	0
NFL Totals		10	0	0	0	0.0	0.0	0	0	0	0	0	0	0	0	

ADDITIONAL STATISTICS: Special Teams Tackles — (2007, 11); Total: 11

Lance MOORE

16

HEIGHT: 5-9 WEIGHT: 190
 COLLEGE: TOLEDO
 JOINED SAINTS: FA-05
 NFL EXPERIENCE: 3
 BORN: 8/31/83

WR

NFL CAREER – After spending the majority of the previous two seasons on the club's practice squad, Moore emerged as a valuable member of the offense and special teams in 2007. The speedy wide receiver played in all 16 games, hauling in a career-high 32 passes for 302 yards and a pair of touchdowns while also serving as the primary punt returner and also returning 17 kickoffs. Moore, who posted 503 total return yards, also rushed for a seven-yard touchdown off a reverse. From 2005-06, Moore spent nine games on the team's active roster, seeing action in four contests in 2006, primarily as a punt returner.

CAREER TRANSACTIONS – Signed by Saints to practice squad, 10/30/06; Waived, 10/29/06; Signed to Saints active roster, 1/3/06; Signed to practice squad, 12/15/05; Waived, 12/12/05; Signed to active roster, 11/16/05; Signed by Saints to practice squad, 9/26/05; Waived by Cleveland Browns, 8/29/05; Signed by Cleveland as undrafted free agent, 4/29/05.

2007 GAME BY GAME

Date	Opp.	RECEIVING								PUNT RETURNS				
		GP	ST	REC	YDS	AVG	LG	TD	NO	YDS	AVG	LG	TD	
9/6	@ IND	X		0	0	0.0	0	0	1	2	2.0	2	0	
9/16	@ TB	X		3	46	15.3	22	0	0	0	0.0	0	0	
9/24	TEN	X		6	54	9.0	17	0	1	10	10.0	10	0	
10/7	CAR	X		3	32	10.7	16	0	0	0	0.0	0	0	
10/14	@ SEA	X	X	3	35	11.7	20	0	0	0	0.0	0	0	
10/21	ATL	X		1	10	10.0	10	0	0	0	0.0	0	0	
10/28	@ SF	X		1	10	10.0	10	0	0	0	0.0	0	0	
11/4	JAX	X		3	26	8.7	13	1	1	0	0.0	0	0	
11/11	STL	X		1	12	12.0	12	0	0	0	0.0	0	0	
11/18	@ HOU	X	X	0	0	0.0	0	0	0	0	0.0	0	0	
11/25	@ CAR	X	X	3	16	5.3	10	1	0	0	0.0	0	0	
12/2	TB	X		2	18	9.0	14	0	0	0	0.0	0	0	
12/10	@ ATL	X		2	14	7.0	7	0	Inactive					
12/16	ARZ	X	X	0	0	0.0	0	0	Inactive					
12/23	PHI	X		3	28	9.3	12	0	Inactive					
12/30	@ CHI	X		1	1	1.0	1	0	Inactive					
2007 Season		16	4	32	302	9.4	22	2	3	12	4.0	10	0	

2007 – Played in all 16 games for the first time in career, including his first four starts...Had 32 catches to rank sixth on team for 302 yards (9.4 avg.), and two touchdowns...Led club with 20 punt returns for 185 yards, with a long of 48, with 9.8 avg. ranking 11th in NFL...22 of his catches went for first downs, ranking fourth on team...At Indianapolis, Sept. 6, averaged 21.7 yards on three kick-

off returns, including a long of 30, and added a 30-yard punt return...At Tampa Bay, Sept. 16, had three catches for 46 yards, including a season-long 22-yard grab...Hauled in six catches for 54 yards – both season-highs, vs. Tennessee, Sept. 24...Had three grabs for 35 yards, including a 20-yard reception, at Seattle, Oct. 14. Added a seven-yard TD run for his first NFL touchdown while making the initial start of his career...Oct. 21 vs. Atlanta, had a career-high 48-yard punt return...Hauled in three passes for 26 yards vs. Jacksonville, Nov. 4, including the first TD reception of his career, an eight-yard grab...At Carolina, Nov. 25, had three catches for 16 yards, with two going for a first down and the other being a one-yard touchdown...Dec. 2 vs. Tampa Bay, had two catches for 18 yards and served as kick returner, posting a career-long 32-yard runback. **2006** – Saw action on special teams and at wide receiver at Green Bay, Sept. 17 and had two punt returns for 28 yards, including a 25-yard burst...Waived, Oct. 29 and re-signed to practice squad the following day, where he remained for the rest of the season. **2005** – Promoted from practice squad to active roster, Nov. 16...Declared inactive for three games before being waived and re-signed to practice squad...Went to training camp with the Cleveland Browns before being waived and signed by the Saints to the practice squad, Sept. 26.

COLLEGE – Had 4,146 all-purpose yards at Toledo and set school records with 222 receptions for 2,776 yards and 25 touchdowns in 50 career games from 2001-04...Also gained 902 yards on 42 kick returns and 399 yards and a pair of TDs on punt returns...Only player in Toledo record books to gain over 1,000 yards receiving twice and set a school season mark with 14 TD grabs as a senior...Was All-Mid American Conference selection his final two seasons.

PERSONAL – Majored in business...Attended Westerville South (Ohio) HS...Set state high school records for receptions (103) and touchdown catches (24) as a senior...Full name is Lance Andrew Moore...Allocated to Berlin Thunder in Spring of 2006...Born in Columbus, Ohio.

LANCEMOORE



		RECEIVING						RUSHING					
Year	Team	GP	GS	No	Yds	Avg	Lg	TD	Att	Yds	Avg	Lg	TD
2006	New Orleans	4	0	1	10	10.0	10	0	0	0	0.0	0	0
2007	New Orleans	16	4	32	302	9.4	22	2	2	7	3.5	7t	1
NFL totals		20	4	33	312	9.5	22	2	2	7	3.5	7t	1

		KICKOFF RETURNS					PUNT RETURNS					
Year	Team	No	Yds	Avg	Lg	TD	No	FC	Yds	Avg	Lg	TD
2006	New Orleans	0	0	0.0	0	0	6	2	45	7.5	25	0
2007	New Orleans	17	318	18.7	32	0	20	15	185	9.3	48	0
NFL totals		17	318	18.7	32	0	26	17	230	8.8	48	0

CAREER HIGHS: Receptions — 6, vs. Tennessee (9/24/07); Receiving Yards — 54, vs. Tennessee (9/24/07); Long Reception — 22, at Tampa Bay (9/16/07); Receiving TDs — 1 (2x), last at Carolina (11/25/07); Rushes — 1 (2x), last at Houston (11/18/07); Rushing Yards — 7, at Seattle (10/14/07); Long Rush — 7t, at Seattle (10/14/07); Rushing TDs — 1, at Seattle (10/14/07); Kickoff Returns — 5, vs. Tampa Bay (12/2/07); Kickoff Return Yards — 83, vs. Tampa Bay (12/2/07); Long Kickoff Return — 32, vs. Tampa Bay (12/2/07); Kickoff Returned for TD — 0; Punt Returns — 4, at San Francisco (10/28/07); Punt Return Yards — 55 vs. Atlanta (10/21/07); Long Punt Return — 48, vs. Atlanta (10/21/07); Punt Returned for TD — 0.

Jamar NESBIT

67

HEIGHT: 6-4 WEIGHT: 328
 COLLEGE: SOUTH CAROLINA
 JOINED SAINTS: UFA-04 (JAX)
 NFL EXPERIENCE: 10
 BORN: 12/17/76

G

NFL CAREER – A proven veteran with a wealth of experience, Nesbit is the rare combination at guard who is a force whether clearing out defenders for the rushing attack or protecting the quarterback in the passing game. He has started 87 games in his career - including the last 32 at left guard for the Saints - and his leadership and savvy are key components for an offensive line that surrendered a league-low 16 sacks in 2007. Nesbit, who was re-signed to a three-year contract in the offseason prior to becoming an unrestricted free agent, is also extremely versatile. Since arriving in New Orleans in 2004, he has seen time at both guard positions, at right tackle and as a reserve at center before settling in as the starter at left guard. Known as one of his unit's most prepared players on a weekly basis, the former undrafted free agent was a consistent starter for the Carolina Panthers from 1999-2002, opening 45 of 53 games before signing with Jacksonville in 2003.

CAREER TRANSACTIONS – Re-signed to a three-year contract, 2/27/08; Signed by Saints to four-year contract (UFA), 4/25/04; Signed by Jacksonville Jaguars (UFA) to one-year contract, 5/5/03; Re-signed by Carolina Panthers to one-year contract, 6/21/02; Signed to three-year contract as an undrafted free agent by Carolina, 4/18/99.

2007 – Started all 16 games at left guard for the second-straight year, and part of a unit that allowed only 16 sacks, the fewest in the NFL...Played in every game for the fifth-straight season, and reached 133 regular-season contests played by year's end. **2006** – Started all 16 games at left guard for the first time since 2001 and the first time with Saints...Also opened both postseason contests...Offensive line key component in club featuring NFL's No. 1-ranked offense, averaging 391.5 yards per contest. **2005** – Played in all 16 games, starting three at right tackle when T Jammal Brown was sidelined with injury and started at right guard at Minnesota, Sept. 25...Also saw action as a blocking tight end and on special teams...Started at right tackle vs. Atlanta, Oct. 16, as Saints rushed for season-high 211 yards...Appeared in his 100th career NFL game vs. Detroit, Dec. 24...Started at right tackle at Tampa Bay, 1/1/06. **2004** – Played in 16 games, starting four at left guard...Saw majority of playing time on special teams... Opened at right guard at Tampa Bay, Dec. 19. **2003** – Primarily served as a backup, starting at LG at Tennessee, Nov. 16 and at the N.Y. Jets, Nov. 23. **2002** – Played 14 games with 13 starts...Inactive for two games with ankle injury. **2001** – Started all 16 games (15 at left guard and one at cen-

**WORTHNOTING**

Has started the last 32 games and two playoff contests at left guard for the Saints.

Nesbit has never missed a game since arriving in New Orleans, and in addition to starting at left guard, has served as a starter at right tackle and as a reserve at right guard and at center.

Re-signed to a three-year contract in February prior to becoming an unrestricted free agent.

Part of a unit that has allowed only 39 sacks over the last two seasons, including a league-low 16 in 2007.

ter)... Helped offense set club record for fewest sacks allowed in season (31)... Made first NFL start at center at San Francisco, Oct. 7, **2000** – Started 16 games at right guard for Carolina. **1999** – Lone undrafted rookie to earn roster spot... Played in seven games, mainly on special teams, and inactive in nine contests.

COLLEGE – Started 11 games as a senior in 1998, earning second-team All-SEC honors... First-team All-SEC as a junior and sophomore... As a sophomore, one of only 11 players in the country named to CFA's Good Works Team, in recognition for his outstanding community service work... Named to SEC's All-Freshman team in 1995 after starting last 10 games at guard... Graduated with a dual degree in marketing and business administration.


PERSONAL – Married (Tara) with sons, Bryson and Michael... Attended Summerville (S.C.) HS, where he was named All-America and All-State... Father, Ronald, works for U.S. Army Corps of Engineers, and Jamar lived abroad during his first 13 years. Lived two stints in Germany around two-and-a-half years in Saudi Arabia... Played soccer and baseball before moving to U.S. at age of 14... Played organized football for first time in the 10th grade... Full name: Jamar Kendric Nesbit.

JAMARNESBIT

Games Played/Started: Carolina – (1999, 7/0); (2000, 16/16); (2001, 16/16); (2002, 14/13)
Jacksonville – (2003, 16/2) **New Orleans** – (2004, 16/4); (2005, 16/4); (2006, 16/16) (2007, 16/16) **Totals:**
133/87

POSTSEASON

Games Played/Started: (2006, 2/2) **Totals:** 2/2

**David PATTEN****81**

HEIGHT: 5-10 WEIGHT: 190
COLLEGE: WESTERN CAROLINA
JOINED SAINTS: FA-07
NFL EXPERIENCE: 12
BORN: 8/19/74

WR

NFL CAREER – In 2007, the speedy Patten proved that he stretches a defense and can make the tough catches across the secondary as well as ever, returning to form with 54 catches for 792 yards and three touchdowns in his first season in New Orleans. He ranked second on the team in receiving yardage, recorded a trio of 100-yard performances and tied for the club-lead with 14 catches of 20 yards or more, including a 58-yard grab that was the Saints' longest play of the season. Of his receptions, 37 went for first downs, and his 14.7 average was second on the team. Patten, who started five of 16 games, was also the leader of a youthful wide receiver corps. Patten was signed by New Orleans prior to last season after stints with the Washington Redskins, the New England Patriots, the Cleveland Browns and the New York Giants since 1997. In his career, he has started 70 of 142 contests and has hauled in 313 passes for 4,553 yards and 23 touchdowns. Patten has posted 35 or more catches five times in his career, and has been particularly effective at moving the chains, with 205 of his catches going for first downs. During his stretch with the Patriots (2001-04), he was part of teams that won three Super Bowls.

CAREER TRANSACTIONS – Re-signed a two-year contract with the Saints (UFA), 3/3/08; Signed by Saints to one-year contract (FA), 4/12/07; Released by Washington Redskins, 3/22/07; Placed on injured reserve by Washington, 11/18/05; Signed by Washington to five-year contract (UFA), 3/3/05; Placed on injured reserve by New England Patriots, 11/7/03; Signed to four-year contract by New England Patriots, 4/2/01; Signed to one-year contract by Cleveland Browns, 4/16/00; Placed on injured reserve by New York Giants, 12/16/98; Signed to active roster by NY Giants, 8/27/05; Signed to practice squad by NY Giants, 8/25/97; Released by NY Giants, 8/25/97; Signed as undrafted free agent by NY Giants, 3/24/97.

2007 – Rebounded with a top-notch season after a pair of injury-plagued years in Washington limited his effectiveness... Played in all 16 games, with five starts... Finished second on the team with 792 receiving yards, had 54 catches (third on club), averaged 14.7 yards per reception (second) and tied for third on the squad with three TDs... Receptions total was second-highest of his career and yards were third-best... Tied with WR Marques Colston with 14 catches of 20 yards or more... Had two grabs at Tampa Bay, Sept. 16, including 58-yard catch that was the Saints' longest play of the season... Recorded 113 yards on eight catches at Seattle, Oct. 14, including a 36-yard grab... Had first start of season at

San Francisco, Oct. 28, and responded with five receptions for 109 yards, including a 43-yard catch on the first play from scrimmage...Nov. 4 vs. Jacksonville had four catches for 81 yards, with a long of 36, and a four-yard TD, his first in New Orleans and first touchdown since 2004...At Atlanta, Dec. 10, posted career-high totals with nine catches for 122 yards, including a 25-yard TD... Scored on a 32-yard touchdown catch vs. Arizona, Dec. 16, part of a four-catch, 71-yard day. **2006** - Played in five games for the Redskins, with one reception for 25 yards, declared inactive for remaining 11 contests. **2005** - Appeared in nine games for Washington with seven starts before suffering a knee injury and being placed on injured reserve, Nov. 18...Recorded 22 receptions for 217 yards, with a long of 32...Top performance came at Denver, Oct. 9, with seven catches for 63 yards. **2004** - With New England, opened 11 of 16 games and had 44 grabs for 800 yards and a career-best seven touchdowns...Yardage total was second-highest of his career, and 18.2 per catch average was a career-high...Notched five grabs for 113 yards at Buffalo, Oct. 3, including a 30-yard

! WORTHNOTING

After suffering through two injury-plagued years in Washington where he posted just 242 yards on 23 catches, Patten went on a tear in 2007 with 54 grabs for 792 yards. He added three TDs - the first time he had reached the end zone since 2004.

The veteran target has 70 catches of 20 yards or more in his career, including tying WR Marques Colston for the club lead in 2007 with 14. Five of his receptions were over 30 yards, including a team-high 58-yard grab.

Has hauled in 38 or more passes in five seasons. His 54 catches last year were the second-most of his career - trailing the 61 he had in 2002 with New England.

Took the long road to NFL success, going undrafted and working outside of football, then playing both defensive back and wide receiver in the Arena Football League before joining the New York Giants in 1997 and serving primarily as a kickoff returner in his first three seasons.

TD...Had a team-high 107 yards on five receptions and a touchdown vs. Cincinnati, Dec. 12. **2003** - Started five of six games for New England before being placed on injured reserve, Nov. 7...Had two catches for 48 yards at Buffalo, Sept. 7, including a 42-yard grab...Hauled in a 39-yard pass vs. NY Giants, Oct. 12, part of three-reception, 55-yard performance. **2002** - Ranked second on the Patriots with a career-high 61 receptions for 824 yards...Added five touchdowns, a pair of 100-yard days and averaged 13.4 yards per catch...38 of his 61 grabs resulted in first downs...Had a pair of touchdowns among five catches for 102 yards vs. Miami, Oct. 6...Made game-winning TD catch with 28 seconds remaining vs. Chicago, Nov. 10. **2001** - Started 14 of 16 games and had 51 catches for 749 yards with four receiving TDs and added five rushes for 67 yards and another touchdown...Also accepted two passes with a 60-yard TD...Against Indianapolis, Oct. 21, had a career performance, as he became the sixth player since 1960 - and the first since RB Walter Payton (10/21/79) - to rush (29 yards), catch (91 yards) and pass for a touchdown (60 yards, to WR

2007 GAME BY GAME

Date	Opp.	RECEIVING				RUSHING							
		REC	YDS	AVG	LG	TD	GP	ST	ATT	YDS	AVG	LG	TD
9/6	@ IND	2	18	9.0	13	0	X		0	0	0.0	0	0
9/16	@ TB	2	66	33.0	58	0	X		0	0	0.0	0	0
9/24	TEN	1	6	6.0	6	0	X		0	0	0.0	0	0
10/7	CAR	0	0	0.0	0	0	X		0	0	0.0	0	0
10/14	@ SEA	8	113	14.1	36	0	X		0	0	0.0	0	0
10/21	ATL	2	29	14.5	18	0	X		0	0	0.0	0	0
10/28	@ SF	5	109	21.8	43	0	X	X	1	-6	-6.0	-6	0
11/4	JAX	4	81	20.3	36	1	X	X	0	0	0.0	0	0
11/11	STL	3	37	12.3	24	0	X	X	0	0	0.0	0	0
11/18	@ HOU	2	29	14.5	21	0	X		0	0	0.0	0	0
11/25	@ CAR	2	17	8.5	14	0	X		0	0	0.0	0	0
12/2	TB	0	0	0.0	0	0	X		0	0	0.0	0	0
12/10	@ ATL	9	122	13.6	25	1	X		0	0	0.0	0	0
12/16	ARZ	4	71	17.8	32	1	X		1	1	1.0	1	0
12/23	PHI	6	55	9.2	16	0	X	X	0	0	0.0	0	0
12/30	@ CHI	4	39	9.8	15	0	X	X	0	0	0.0	0	0
2007 Season		54	792	14.7	58	3	16	5	2	-5	-2.5	1	0

Troy Brown) in one game. The 91-yard touchdown grab was the longest play from scrimmage in franchise history, and he finished with 117 receiving yards. Patten accounted for 206 of the team's 385 yards in the contest...In the playoffs vs. Oakland (1/19/02) he had eight catches for 107 yards. **2000** - With Cleveland, had 38 catches for 546 yards while starting 10 of 14 games...Had the first two 100-yard days of career and also returned 22 kickoffs for 469 yards (21.3 avg.)...Had seven catches for 113 yards vs. Baltimore, Oct. 1, the first 100-yard performance of his career...Added 103 yards vs. Philadelphia on seven grabs, Dec. 10, with a touchdown. **1999** - Appeared in all 16 games with the NY Giants and led the team with 33 kickoff returns for 673 yards (20.4 avg.) and added nine catches for 115 yards...Had a season-high three receptions for 51 yards and a pair of kickoff returns for 53 yards vs. Washington, Nov. 21. **1998** - Played in 12 games for the Giants, recording 43 kickoff returns for 928 yards, including a 90-yard touchdown return at Washington, Nov. 1...Had 11 catches for 119 yards on the season, including a 39-yard touchdown grab...Missed two games with a back injury and suffered a knee injury vs. Denver, Dec. 13 that placed him on injured reserve for last two games. **1997** - Played in all 16 games with three starts for the NY Giants as a kick returner and wide receiver...Had 13 catches for 226 yards with two touchdowns and returned eight kickoffs for 123 yards...First NFL reception was a nine-yard touchdown catch vs. Arizona, Oct. 12...First NFL start came vs. Philadelphia, Dec. 7, and he had three catches for 54 yards, including a 40-yard touchdown.

COLLEGE - Four-year letterman at Western Carolina, finishing career with 14 touchdown grabs - tied for ninth in school history upon his departure...As a senior in 1995, named All-Southern Conference with 59 catches for 881 yards, and led conference with average of 88.7 yards per contest.

PERSONAL - Born Aug. 19, 1974 in Columbia, S.C....His career is proof that perseverance can lead to NFL success. Patten wasn't drafted out of Western Carolina in 1995 and spent time working in the landscaping business, as an electrician and hauling 75-pound bags in a coffee bean factory until joining

the Albany Firebirds of the Arena Football League. With the Firebirds, he played both defensive back and wide receiver in 1996 before signing with the New York Giants in 1997 and making the club...He and wife, Gailena, have three sons: Daquan, Quintin and David.

DAVID PATTEN



Year	Team	RECEIVING							RUSHING				
		GP	GS	No	Yds	Avg	Lg	TD	Att	Yds	Avg	Lg	TD
1997	N.Y. Giants	16	3	13	226	17.4	40t	2	1	2	2.0	2	0
1998	N.Y. Giants	12	0	11	119	10.8	39t	1	0	0	0.0	0	0
1999	N.Y. Giants	16	0	9	115	12.8	19	0	1	27	27.0	27	0
2000	Cleveland	14	11	38	546	14.4	65	1	0	0	0.0	0	0
2001	New England	16	14	51	749	14.7	91t	4	5	67	13.4	29t	1
2002	New England	16	14	61	824	13.5	39	5	2	6	3.0	7	0
2003	New England	6	5	9	140	15.6	42	0	1	4	4.0	4	0
2004	New England	16	11	44	800	18.2	48t	7	1	5	5.0	5	0
2005	Washington	9	7	22	217	9.9	32	0	0	0	0.0	0	0
2006	Washington	5	0	1	25	25.0	25	0	0	0	0.0	0	0
2007	New Orleans	16	5	54	792	14.7	58	3	2	-5	-2.5	1	0
NFL totals		142	70	313	4,553	14.5	91t	23	13	106	8.2	29t	1
Saints totals		16	5	54	792	14.7	58	3	2	-5	-2.5	1	0

ADDITIONAL STATISTICS: Passing — one-for-two for 60 yards with one TD and one INT with a 95.8 passer rating in 2001, zero-for-one with a 39.6 passer rating in 2002.


Year	Team	KICKOFF RETURNS				
		No	Yds	Avg	Lg	TD
1997	N.Y. Giants	8	123	15.4	26	0
1998	N.Y. Giants	43	928	21.6	90t	1
1999	N.Y. Giants	33	673	20.4	45	0
2000	Cleveland	22	469	21.3	62	0
2001	New England	2	44	22.0	24	0
2002	New England	0	0	0.0	0	0
2003	New England	0	0	0.0	0	0
2004	New England	1	16	16.0	16	0
2005	Washington	0	0	0.0	0	0
2006	Washington	0	0	0.0	0	0
2007	New Orleans	2	20	10.0	10	0
NFL totals		111	2,273	20.5	90t	1
Saints totals		2	20	10.0	10	0

CAREER HIGHS: Receptions — 9, at Atlanta (12/10/07); Receiving Yards — 122, at Atlanta (12/10/07); Long Reception — 91t, at Indianapolis (10/21/01); Receiving TDs — 2 (2x), last at Miami (10/6/02). Rushes — 1 (13x), last at Houston (11/18/07); Rushing Yards — 29, at Indianapolis (10/21/01); Long Rush — 29t, at Indianapolis (10/21/01); Rushing TDs — 1, at Indianapolis (10/21/01); Kickoff Returns — 6 (2x), vs. Arizona (11/28/99); Kickoff Return Yards — 151, vs. Washington (9/19/99); Long Kickoff Return — 90t, at Washington (11/1/98); Kickoff Returned for TD — 1, at Washington (11/1/98).

POSTSEASON

Year	Team	RECEIVING							RUSHING				
		GP	GS	No	Yds	Avg	Lg	TD	Att	Yds	Avg	Lg	TD
1997	N.Y. Giants	1	1	5	86	17.2	37	0	0	0	0.0	0	0
2001	New England	3	3	13	154	11.8	25	2	1	22	22.0	22	0
2004	New England	3	0	2	20	10.0	12	0	0	0	0.0	0	0
Postseason		7	4	20	260	13.0	37	2	1	22	22.0	22	0

POSTSEASON CAREER HIGHS: Receptions — 8, vs. Oakland (1/19/02); Receiving Yards — 107, vs. Oakland (1/19/02); Long Reception — 37, vs. Minnesota (12/27/97); Receiving TDs — 1 (2x), last vs. St. Louis (2/3/02); Rushes — 1, vs. St. Louis (2/3/02); Rushing Yards — 22, vs. St. Louis (2/3/02); Long Rush — 22, vs. St. Louis (2/3/02); Rushing TDs — 0.



Chris REIS

39

HEIGHT: 6-1 WEIGHT: 215
 COLLEGE: GEORGIA TECH
 JOINED SAINTS: FA-07
 NFL EXPERIENCE: 2
 BORN: 9/19/83

S

NFL CAREER — Signed as a free agent by the Saints during the 2007 offseason, Reis emerged as a valuable member of the special teams units, ranking fourth on the team with 13 tackles in kick coverage. A one-time training camp invitee of the Atlanta Falcons, he showed sparks for the Cologne Centurions of NFL Europa as a Saints-allocated player, earning first-team All-NFL honors at safety in the spring of '07.

CAREER TRANSACTIONS — Signed to Saints active roster from practice squad, 9/24/07...Signed to Saints practice squad, 9/3/07...Waived by Saints, 9/1/07...Signed by Saints as a free agent and allocated to NFL Europa, 1/9/07...Waived by Atlanta Falcons, 8/27/06...First signed by Atlanta as an undrafted free agent, 5/1/06.

2007 — Played in 14 games, primarily on special teams, and made 13 tackles in kick coverage as well as three solo stops as a reserve defensive back...Signed to active roster Sept. 24 and made his NFL debut that night against Tennessee, making one tackle on special teams...Recorded a season-best two special teams stops three times (at Seattle, Oct. 14, at Houston, Nov. 18, at Carolina, Nov. 25)...Saw his first extended action on defense at Atlanta, Dec. 10, making three solo tackles from his extra safety spot and made another stop on special teams.

COLLEGE — Two-year starter at Georgia Tech, totaling 195 tackles, 10.5 sacks, three interceptions and 10 pass defenses as he made 24 starts...Started at safety as a senior and made 84 tackles with a pair of interceptions...Named honorable mention All-Atlantic Coast Conference at outside linebacker in his junior year as he led the team with eight sacks among his 70 tackles...Three-time member of the ACC All-Academic football team (2003-04-05)...Received the Georgia Tech Academic Excellence Award following his senior season...Awarded the Captain's Captain Award and the Total Person Award at Tech's annual Yellow Jacket Celebration...Majored in Management.

PERSONAL — Member of the *Atlanta Journal-Constitution's* Super Southern 100 and Top 50 in Georgia and was a first-team AAAAA all-state selection by the AJC at Roswell (Ga.) HS...Totaled 226 tackles and 10 interceptions and also played wide receiver and caught 183 passes for 2,595 yards in his career...Earned four letters in football, four in track and three in basketball...Born Christopher Evan Reis on Sept. 19, 1983 in Canton, Ohio...Married to Michelle.


CHRIS REIS



Year	Team	GP	GS	Tot	TACKLES			Yds	INTERCEPTIONS					FUMBLES				
					Solo	Asst	Sk		No	Yds	Lg	TD	PD	FF	FR	Yds		
2007	New Orleans	14	0	3	3	0	0.0	0.0	0	0	0	0	0	0	0	0	0	0
NFL totals		14	0	3	3	0	0.0	0.0	0	0	0	0	0	0	0	0	0	0

ADDITIONAL STATISTICS: Special Teams Tackles — (2007, 13) **Total: 13**

CAREER HIGHS: Tackles — 3, at Atlanta (12/10/07); Sacks — 0; Interceptions — 0; Int. Ret for TD — 0; Passes Defensed — 0; Forced Fumbles — 0; Fumble Recoveries — 0; Special Teams Tackles — 2 (3x), last at Carolina (11/25/07).



Josh SAVAGE 95

HEIGHT: 6-4 WEIGHT: 276
 COLLEGE: UTAH
 JOINED SAINTS: FA-08
 NFL EXPERIENCE: 3
 BORN: 9/28/80

DE

NFL CAREER – Savage first joined the Saints as a member of the practice squad prior to the start of the 2007 season after being waived by Tennessee. He was signed to the active roster Dec. 22 and played on special teams in one game. Including stints with Tennessee, Atlanta and Tampa Bay, he has played in 13 career games in parts of four NFL seasons, totaling six tackles.

CAREER TRANSACTIONS – Re-signed to Saints’ active roster, 1/2/08; Re-signed by Saints to practice squad, 12/28/07; Waived by Saints, 12/24/07; Signed by Saints to active roster from practice squad, 12/22/07; Signed to practice squad by Saints, 9/10/07; Waived by Tennessee Titans, 9/1/07; Claimed off waivers by Tennessee, 9/3/06; Waived by Atlanta Falcons, 9/2/06; Signed to Atlanta active roster from the practice squad, 12/28/05; Signed to Atlanta practice squad, 9/28/05; Waived by Tampa Bay Buccaneers, 9/3/05; Signed by Tampa Bay as an undrafted free agent by, 4/30/04.

2007 – Spent 16 weeks on Saints’ practice squad, promoted to active roster and played on special teams vs. Philadelphia, Dec. 23. **2006** – Played in five games at DE for Tennessee and recorded four tackles...Recorded a career-best two tackles at Jacksonville, Nov. 5. **2005** – Played in one game for Atlanta after being signed to active roster from the practice squad prior to season finale. **2004** – Played in five games for Tampa Bay and had two tackles.

COLLEGE – Three-year starter at defensive end for the Utes, played in 44 games with 34 starts...Totaled 120 tackles, 20.5 tackles for loss and 12 sacks...As senior, named first-team All-Mountain West after starting all 12 games with

47 tackles and two sacks...As junior, started all 11 games and totaling 29 tackles and six sacks. Majored in exercise and sport science.

PERSONAL – Majored in exercise and sport science at Utah...Second-team all-state selection and team captain at Hillcrest (Salt Lake City, Utah) HS...Father was an offensive lineman for University of Utah and his grandfather played football at University of Washington...Since entering the NFL, Savage and his wife Maria have progressed in reaching their goal of building an orphanage in Africa by raising funds and establishing business relationships.


JOSH SAVAGE



Year	Team	GP	GS	Tot	TACKLES			Yds	INTERCEPTIONS					FUMBLES			
					Solo	Asst	Sk		No	Yds	Lg	TD	PD	FF	FR	Yds	
2004	Tampa Bay	6	0	2	0	2	0.0	0.0	0	0	0	0	0	0	0	0	0
2005	Atlanta	1	0	0	0	0	0.0	0.0	0	0	0	0	0	0	0	0	0
2006	Tennessee	5	0	4	2	2	0.0	0.0	0	0	0	0	0	0	0	0	0
2007	New Orleans	1	0	0	0	0	0.0	0.0	0	0	0	0	0	0	0	0	0
NFL totals		13	0	6	2	4	0.0	0.0	0	0	0	0	0	0	0	0	0
Saints totals		1	0	0	0	0	0.0	0.0	0	0	0	0	0	0	0	0	0

ADDITIONAL STATISTICS: Special Teams Tackles — (2007, 1) **Total: 1**

CAREER HIGHS: Tackles — 2, at Jacksonville (11/5/06); Sacks — 0; Interceptions — 0; Forced Fumbles — 0; Fumble Recoveries — 0; Special Teams Tackles — 1, vs. Philadelphia (12/23/07).



Scott SHANLE 58

HEIGHT: 6-2 WEIGHT: 245
 COLLEGE: NEBRASKA
 JOINED SAINTS: TR-06 (DAL)
 NFL EXPERIENCE: 6
 BORN: 11/23/79

LB

NFL CAREER – In 2007, Shanle built on the consistent play he established the year before, opening all 14 games he appeared in and tying for third on the team with 96 tackles while adding a forced fumble and fumble recovery. Shanle had six stops or more in 11 games – including a career-high 12 vs. Tampa Bay – from his starting weakside linebacker spot, where he has the speed to chase down ball-carriers, blitz and drop into coverage. Acquired in a 2006 trade with Dallas during training camp, Shanle immediately developed into an important part of the defense and one of the unit’s top playmakers that season with a career-high 117 tackles, four sacks and a forced fumble. Originally a seventh-round pick out of Nebraska in 2003 by St. Louis, Shanle spent most of his rookie season with the Rams, playing in six games before being claimed off waivers by Dallas late in the year. With the Cowboys, he was a special teams standout in 2004 before starting eight games in 2005. Though he has also started at strongside linebacker and in the middle during his NFL career, he has found a home at weakside linebacker in New Orleans.

CAREER TRANSACTIONS – Signed by Saints to a four-year contract, 2/9/07; Acquired by New Orleans from Dallas Cowboys for an undisclosed draft pick, 8/23/06; Claimed off waivers by Dallas, 12/10/03; Waived by St. Louis Rams, 12/9/03; Reinstated by NFL, 10/29/03; Suspended four games by NFL, 9/26/03; Chosen by St. Louis in seventh round (251st overall) of 2003 NFL Draft.

2007 – Played in 14 games, all starts, missing two (vs. Jacksonville, Nov. 4 and vs. St. Louis, Nov. 11) with a hamstring injury...Had six or more stops in all but three contests...Recorded 96 tackles to tie for third on the team, and his 56 solo stops ranked fourth on the club...Added a pass defense, a forced fumble, a fumble recovery and a tackle for a loss...Tied for team-high with eight tackles, including notching 200th career tackle, at Tampa Bay, Sept. 16...Registered five tackles before leaving the game with a hamstring injury at San Francisco, Oct. 28...Injury forced him to the inactive list for the next two games...Returned to starting lineup at

2007 GAME-BY-GAME

Date	Opp.	DEFENSE										
		GP	ST	SOLO	AST	TOT	SACK/YDS	INT/YDS	PD	FF	FR	
9/6	@ IND	X	X	2	1	3	0	0	0	0	0	0
9/16	@ TB	X	X	5	3	8	0	0	0	0	0	0
9/24	TEN	X	X	3	2	5	0	0	0	0	0	0
10/7	CAR	X	X	5	1	6	0	0	0	0	0	0
10/14	@ SEA	X	X	4	2	6	0	0	0	0	0	0
10/21	ATL	X	X	4	4	8	0	0	0	0	0	0
10/28	@ SF	X	X	2	3	5	0	0	0	0	0	0
11/4	JAX	Inactive										
11/11	STL	Inactive										
11/18	@ HOU	X	X	5	2	7	0	0	0	0	0	0
11/25	@ CAR	X	X	5	1	6	0	0	0	0	0	0
12/2	TB	X	X	6	6	12	0	0	0	0	0	0
12/10	@ ATL	X	X	2	4	6	0	0	0	1	0	0
12/16	ARZ	X	X	3	4	7	0	0	0	0	0	1
12/23	PHI	X	X	4	2	6	0	0	0	0	0	0
12/30	@ CHI	X	X	6	5	11	0	0	0	0	1	0
2007 Season		14	14	56	40	96	0	0	0	1	1	1

Houston, Nov. 18 and had seven stops (five solo) and a special teams tackle... Posted a career-high 12 tackles (six solo) vs. Tampa Bay, Dec. 2...Dec. 16 vs. Arizona had seven stops and picked up a fumble, returning it 26 yards to set up a touchdown...At Chicago, Dec. 30, notched 11 tackles (six solo) and a forced fumble, which was recovered by DT Antwan Lake. **2006** – Acquired in a trade with Dallas for a conditional draft pick during training camp and went on to become one of the club's most productive defenders...Played in every contest, starting 15 at WLB, and led team with 77 solo stops, and his 117 total tackles only trailed LB Scott Fujita...Posted four sacks to lead linebacker corps and rank fourth on club and added a forced fumble and two pass defenses...Reached seven or more tackles in 12 contests...Recorded eight tackles and a forced fumble at Green Bay, Sept. 17... Notched five tackles and a sack vs. Atlanta, Sept. 25...Lone non-start of season came at Carolina, Oct. 1 but had 10 tackles and a sack for a 12-yard loss...Led team with 10 stops (seven solo) and deflected a pass at Tampa Bay, Oct. 5...Posted team-high eight tackles and a sack at Pittsburgh, Nov. 12...Had a team-high seven stops, a pass defense and a sack at NY Giants, Dec. 24...Recorded five tackles and a sack vs. Philadelphia in NFC Divisional Playoff vs. Philadelphia, 1/13/07...Added nine



WORTHNOTING

Since arriving in New Orleans via a trade with Dallas on the eve of the 2006 season, Shanle has posted 213 tackles, the second-highest total on the club over that span.

Despite missing two games in 2007 he tied for third on the team in tackles and in 2006 ranked second on the club with a career-high 117 stops.

He has added four sacks, knocked down three passes, forced a pair of fumbles and recovered a fumble while starting 29 of the last 30 games at weakside linebacker.

Shanle has recorded eight or more stops in 12 of the 30 games he has appeared in since joining the Saints.

stops (six solo) and a pass defense at Chicago in NFC Championship Game.

2005 – Served as Cowboys' nickel middle linebacker for first several weeks of season...After injuries forced MLB Dat Nguyen into retirement, Shanle moved into starting lineup...Battled injury setbacks in the season's latter stages, but tied for seventh on team in tackles with 50 and added 1.5 sacks...Notched three stops vs. Detroit, Nov. 20, but suffered a sprained ankle that sidelined him the next week.

2004 – Ranked fourth on Cowboys with 15 special teams tackles...Late in year became a starter at strongside linebacker and recorded 26 tackles in final three games...Made first NFL start at SLB at Philadelphia, Dec. 19, and had eight tackles...Recorded career-high 14 tackles vs. Washington, Dec. 26 in second NFL start.

2003 – Made NFL debut in Rams opener at N.Y. Giants, Sept. 7 and saw special teams action in six games for St. Louis...Served four-game NFL suspension from late September through October...Waived by Rams Dec. 9 and claimed by Dallas Dec. 10...Inactive for Cowboys final three games and Wild Card playoff game.

COLLEGE – Earned All-Big 12 honorable mention selection as a senior at Nebraska after collecting 71 tackles, two sacks, and a forced fumble...As a junior in 2001, he finished fifth on Cornhuskers with 56 stops, three sacks and a fumble recovery...Started nine of 11 games as a sophomore, finishing with 55 tackles, a sack, an interception and a forced fumble...As a redshirt freshman, saw action in every game on special teams.

PERSONAL – Graduated from Nebraska in 2002 with a degree in family and consumer science...Standout running back and defensive back at St. Edward (Neb.) HS who played eight-man football, earning All-State and Player of the Year honors...High school team went 29-3 over final three seasons...Earned prep letters in track and basketball...He and wife, Erin, have two sons, Jagger and Kingston.

SCOTTSHANLE



Year	Team	GP	GS	Tot	TACKLES			Yds	INTERCEPTIONS					FUMBLES			
					Solo	Asst	Sk		No	Yds	Lg	TD	PD	FF	FR	Yds	
2003	St. Louis	6	0	0	0	0	0.0	0	0	0	0	0	0	0	0	0	0
2004	Dallas	16	3	29	15	14	0.0	0	0	0	0	0	0	0	0	0	0
2005	Dallas	15	8	50	28	22	1.5	2.0	0	0	0	0	2	0	0	0	0
2006	New Orleans	16	15	117	77	40	4.0	27.0	0	0	0	0	2	1	0	0	0
2007	New Orleans	14	14	96	56	40	0.0	0.0	0	0	0	0	1	1	1	26	
NFL totals		67	40	292	176	116	5.5	29.0	0	0	0	0	5	2	1	26	
Saints totals		30	29	213	133	80	4.0	27.0	0	0	0	0	3	2	1	26	

ADDITIONAL STATISTICS: Special Teams Tackles — (2003, 4); (2004, 15); (2005, 8); (2006, 1); (2007, 2) **Total: 30.**

CAREER HIGHS: Tackles — 12, vs. Tampa Bay (12/2/07); **Sacks** — 1 (4x), last at Carolina (10/1/06); **Interceptions** — 0; **Passes Defensed** — 1 (5x), last at Atlanta (12/10/07); **Forced Fumbles** — 1 (2x), last at Chicago (12/30/07); **Fumble Recoveries** — 1, vs. Arizona (12/16/07); **Special Teams Tackles** — 2 (4x), last at San Francisco (9/25/05).

POSTSEASON

Year	Team	GP	GS	Tot	TACKLES			Yds	INTERCEPTIONS					FUMBLES			
					Solo	Asst	Sk		No	Yds	Lg	TD	PD	FF	FR	Yds	
2006	New Orleans	2	2	14	9	5	1.0	8.0	0	0	0	0	1	0	0	0	0
NFL Totals		2	2	14	9	5	1.0	8.0	0	0	0	0	1	0	0	0	0

POSTSEASON CAREER HIGHS: Tackles — 12, at Chicago (1/21/07); **Sacks** — 1, vs. Philadelphia (1/13/07); **Interceptions** — 0; **Passes Defensed** — 1, vs. Chicago (1/21/07); **Forced Fumbles** — 0; **Fumble Recoveries** — 0.



Mark SIMONEAU 53

HEIGHT: 6-0 **WEIGHT:** 245
COLLEGE: KANSAS STATE
NFL EXPERIENCE: 9
JOINED SAINTS: TR-06 (PHI)
BORN: 1/16/77

LB

NFL CAREER — Entering his third season with the Saints, in 2007 Simoneau was again a solid performer for New Orleans, starting all 16 games for the first time since 2003 and posting 97 tackles - the second-highest total of his career. He was acquired in a trade with Philadelphia near the end of the 2006 pre-season and has since been a mainstay at middle linebacker, playing in every contest with 30 starts and notching 170 stops, three sacks and an interception. Simoneau - who ranked second on the team in tackles last year - has also been a standout special teams performer throughout his career, which includes stints with the Eagles (2003-05) and Atlanta (2000-02). Re-signed by the Saints prior to the start of free agency, Simoneau was initially a third-round pick by the Falcons, where he started nine of 45 games.

CAREER TRANSACTIONS — Re-signed by Saints to a three-year contract, 2/29/08; Acquired in trade with the Philadelphia Eagles with an undisclosed draft pick for WR Donté Stallworth, 8/29/06; Signed a five-year con-

tract with Philadelphia Eagles, 3/4/03; Traded to Philadelphia by the Atlanta Falcons for sixth-round pick in 2003 and fourth-round pick in 2004, 3/4/03; Signed a four-year contract with Atlanta, 5/17/00; Selected by Atlanta in third round (67th overall) of 2000 NFL Draft.

HONORS — **2003:** NFC Defensive Player of the Month (October).

2007 — Ranked second on the team with 97 tackles (63 solo) and had two sacks and a pass defense...Season tackle total the second-highest of his career to 2003, also the only other year he started all 16 games...Started every contest at MLB, and posted six games with eight or more stops, including two games with 10...Went over 500 career tackles vs. Tampa Bay, Dec. 2 - in the game had nine stops (eight solo). **2006** — Quickly became a starter after being acquired in a trade on the eve of the regular season, opening 14 of 16 games and both playoff contests at MLB... Had 73 tackles (39 solo), a sack, an INT and a pass defense. Ranked fourth on team...Did not start at Carolina, Oct. 1 and at Dallas, Dec. 10 when Saints opened in nickel defense...Had five or more tackles in eight contests...Posted a season-high eight stops (six solo) at Carolina, Oct. 1...Appeared in 100th NFL game at Pittsburgh, Nov. 12 and had three tackles...Notched five tackles and an interception vs. Cincinnati, Nov. 19...Recorded five stops and a sack vs. San Francisco, Dec. 3...In NFC Championship at Chicago, 1/21/07, posted eight tackles (five solo). **2005** — Ranked second on Eagles with 22 spe-

2007 GAME BY GAME

Date	Opp.	DEFENSE										
		GP	ST	SOLO	AST	TOT	SACK/YDS	INT/YDS	PD	FF	FR	
9/6	@ IND	X	X	6	4	10	0	0	0	0	0	0
9/16	@ TB	X	X	4	0	4	0	0	0	0	0	0
9/24	TEN	X	X	4	3	7	0	0	0	0	0	0
10/7	CAR	X	X	6	4	10	0	0	0	0	1	0
10/14	@ SEA	X	X	1	2	3	0	0	0	0	0	0
10/21	ATL	X	X	6	0	6	0	0	0	0	0	0
10/28	@ SF	X	X	2	2	4	0	0	0	0	0	0
11/4	JAX	X	X	3	2	5	0	0	0	0	0	0
11/11	STL	X	X	5	3	8	0	0	0	0	0	0
11/18	@ HOU	X	X	5	3	8	0	0	0	0	0	0
11/25	@ CAR	X	X	1	3	4	0	0	0	0	0	0
12/2	TB	X	X	8	1	9	1	4	0	0	0	0
12/10	@ ATL	X	X	2	1	3	1	9	0	0	0	0
12/16	ARZ	X	X	7	2	9	0	0	0	0	0	0
12/23	PHI	X	X	2	2	4	0	0	0	0	0	0
12/30	@ CHI	X	X	1	2	3	0	0	0	0	0	0
2007 Season		16	16	63	34	97	2	13	0	0	1	0

cial teams tackles...Replaced injured K David Akers vs. Oakland, Sept. 26 and kicked a PAT, the first defensive player in NFL to kick a PAT since Oilers LB Ted Thompson kicked four at NYJ, 11/23/80...Played in 16 games and had 35 tackles (23 solo). **2004** — Played 14 games, with 13 starts and had 60 tackles (36 solo), 1.5 sacks, a forced fumble and a fumble recovery...Opened seven of first eight contests at MLB before moving to weakside. **2003** — Led Eagles with a career-high 149 tackles, two sacks and two forced fumbles...Named NFC Defensive Player of the Month after 45 tackles, a pair of sacks and a forced fumble in October...Recorded first career solo sack vs. Washington, Oct. 6. **2002** — Appeared in 15 games for Falcons ...Blocked a punt in NFC Wild Card Playoff

at Green Bay (1/4/03), recovered by a teammate for a TD...Forced a fumble and recovered it for a TD at Pittsburgh, Nov. 10...Had 16 tackles (11 solo). **2001** - Started five of 16 games and had 49 stops (35 solo) and 13 special teams stops. **2000** - Opened four of 14 games, posting 46 tackles (36 solo) and a half-sack.

COLLEGE - Only the second player in Kansas State history to serve as team captain three seasons...Ranked third on Wildcats' all-time list upon departure with 48 tackles for a loss and 400 total tackles...Two-time All-America and three-time All-Big 12 pick...As a senior was a finalist for the Butkus Award with 91 tackles, 6.5 sacks and two INTs...First-team freshman All-America selection by The Sporting News and named Big 12 Freshman Defensive Player of the Year.

PERSONAL - Was a USA Today honorable mention All-America at Smith Center (Kan.) HS as a running back and linebacker...Also lettered in track, baseball, and basketball. As a senior was the state shot put champ and was the runner-up in the 100 meter sprint...Brother, Jeff, was a starting nose tackle at Kansas State after beginning career as a fullback at Arizona State...Majored in social science...Full name: Mark Lee Simoneau...Born in Phillipsburg, Kan.

MARK SIMONEAU



Year	Team	GP	GS	Tot	TACKLES			Yds	INTERCEPTIONS				FUMBLES			
					Solo	Asst	Sk		No	Yds	Lg	TD	PD	FF	FR	Yds
2000	Atlanta	14	4	46	36	10	0.5	0.0	0	0	0	0	3	0	0	0
2001	Atlanta	16	5	49	35	14	0.0	0.0	0	0	0	0	1	0	0	0
2002	Atlanta	15	0	16	5	11	0.0	0.0	0	0	0	0	1	1	1	0
2003	Philadelphia	16	16	149	89	60	2.0	14.0	0	0	0	0	4	2	0	0
2004	Philadelphia	14	13	60	36	24	1.5	16.0	0	0	0	0	0	1	1	7
2005	Philadelphia	16	0	35	23	12	0.0	0.0	0	0	0	0	1	0	0	0
2006	New Orleans	16	14	73	39	34	1.0	4.0	1	0	0	0	1	0	0	0
2007	New Orleans	16	16	97	63	34	2.0	13.0	0	0	0	0	1	0	0	0
NFL totals		123	68	525	326	199	7.0	47.0	1	0	0	0	12	4	2	7
Saints totals		32	30	170	102	68	3.0	17.0	1	0	0	0	2	0	0	0

ADDITIONAL STATISTICS: Special Teams Tackles - (2000, 3); (2001, 13); (2002, 10); (2003, 1); (2005, 22); (2007, 2)
Total: 51; PATS - one-for-two, 2005.

CAREER HIGHS: Tackles - 13, vs. San Francisco (12/21/03); **Sacks** - 1 (7x), last at Atlanta (12/10/07); **Interceptions** - 1, vs. Cincinnati (11/19/06); **Passes Defensed** - 1 (12x), last vs. Carolina (10/7/07); **Forced Fumbles** - 1 (4x), last at Dallas (11/15/04); **Fumble Recoveries** - 1, at Dallas (11/15/04).

POSTSEASON

Year	Team	GP	GS	Tot	TACKLES			Yds	INTERCEPTIONS				FUMBLES			
					Solo	Asst	Sk		No	Yds	Lg	TD	PD	FF	FR	Yds
2002	Atlanta	2	0	2	0	2	0.0	0.0	0	0	0	0	0	0	0	0
2003	Philadelphia	2	2	15	11	4	0.0	0.0	0	0	0	0	0	0	0	0
2004	Philadelphia	1	0	2	2	0	0.0	0.0	0	0	0	0	0	0	0	0
2006	New Orleans	2	2	11	7	4	0.0	0.0	0	0	0	0	1	0	0	0
Postseason		7	4	30	20	10	0.0	0.0	0	0	0	0	1	0	0	0
Saints Totals		2	2	11	7	4	0.0	0.0	0	0	0	0	1	0	0	0

ADDITIONAL STATISTICS: Special Teams Tackles - (2002, 1) **Total: 1**

POSTSEASON CAREER HIGHS: Tackles - 9, at Chicago (1/21/07); **Sacks** - 0; **Interceptions** - 0; **Passes Defensed** - 1, vs. Philadelphia (1/13/07); **Forced Fumbles** - 0; **Fumble Recoveries** - 0.

Will SMITH 91

HEIGHT: 6-3 WEIGHT: 282

COLLEGE: OHIO STATE

JOINED SAINTS: DI-04

NFL EXPERIENCE: 5

BORN: 7/4/81

DE

NFL CAREER - No player with the Saints nears Smith's 33.5 sacks since he joined the team in 2004, and the former No. 1 pick has been an equally disruptive force against the run during that span. In only his second year as a full-time starter, Smith followed his Pro Bowl season of 2006 with another solid performance, battling through double-teams the entire year to notch a team-high seven sacks, two forced fumbles, three fumble recoveries and a safety. He also led the defensive front with 65 tackles while setting the tone for the defense with his toughness, effort and relentless play. Through his first four seasons, Smith has started 43 of 62 games and notched 265 tackles (179 solo) and knocked down 12 passes. He has been particularly adept at creating turnovers throughout his career, forcing 12 fumbles and recovering six - including a five-game stretch from 2004-05 where he caused a fumble in each contest. Smith was selected 18th overall in 2004 after an honor-filled career at Ohio State and has only missed two games in his career since.

CAREER TRANSACTIONS - Agreed to terms on six-year contract extension, 6/10/08; Signed to six-year contract, 8/1/04; Selected in the first-round (18th overall) of the 2004 NFL Draft, 4/24/04.

SMITH BY THE NUMBERS

3 - Consecutive seasons he has led the Saints in sacks. If Smith does so again in 2008, it would tie the team-record of four held by LB Pat Swilling (1988-91).

12 - Career forced fumbles, including a club record five-game stretch in 2004-05 where he had one in each game.

6.5 - With 33.5 entering the 2008 season, Smith needs 6.5 sacks to surpass DT Bruce Clark (1982-88) to crack the Saints' all-time top 10 in the category.

85 - Tackles in 2005, a career high despite starting just nine games.

10.5 - Number of sacks posted by Smith in his breakout season of 2006 - his first as a full-time starter - helping him earn a starting nod for the NFC in the Pro Bowl.

18 - Smith was selected by the Saints out of Ohio State with the 18th overall pick in 2004, the highest the club had drafted a defensive end since selecting Joe Johnson 13th overall in 1994.

59 - Sacks Smith and fellow DE Charles Grant have combined for over the last four seasons.

HONORS – 2006: Pro Bowl; **2004:** Pro Football Weekly All-Rookie.

2007 – Started all 16 games at RDE, recording a team-high seven sacks and leading the defensive line with 65 tackles (37 solo) - his fourth-straight season with over 55 stops...Also registered two forced fumbles, three fumble recoveries, five tackles for a loss and knocked down three passes...Selected by teammates as one of the club's five season-long captains...Recorded four tackles (three solo) a sack for a seven-yard loss and a forced fumble vs. Carolina, Oct. 7 in his 50th career game...At San Francisco, Oct. 28, posted a sack and two solo stops...Posted a season-high eight tackles, including a nine-yard sack, vs. St. Louis, Nov. 11...Surpassed career 30-sack mark with a takedown of QB Matt Schaub at Houston, Nov. 18. Also recovered a fumble that led to a touchdown drive...At Carolina, Nov. 25, had two tackles, knocked down a pass and a fumble recovery...Made six tackles and recorded his first career safety when he dropped QB Luke McCown in the end zone for a seven-yard loss vs. Tampa Bay, Dec. 2...Recorded four tackles, deflected a pass, recovered a fumble and had a sack in busy day vs. Philadelphia, Dec. 23. **2006** – Started 14 games at RDE, declared inactive vs. San Francisco, Dec. 3, with a knee injury and vs. Carolina, Dec. 31, with the Saints having clinched a playoff berth...Posted five or more tackles in seven contests...Ranked 14th in the NFL with a career-high 10.5 sacks and added

56 tackles (35 solo), two pass defenses, three forced fumbles and a fumble recovery...Had a sack in each of the first three games, and added a fumble recovery at Green Bay, Sept. 17...Notched five stops, a career-high two sacks and a forced fumble at Tampa Bay, Nov. 5...Had a pair of sacks again at Atlanta, Nov. 26 - where he also deflected a pass and forced a fumble - and had two more sacks at Dallas, Dec. 10...Was also a force in the postseason, with eight stops vs. Philadelphia in the NFC Divisional Playoffs and seven tackles at Chicago in the NFC Championship. **2005** – Tied for eighth in the NFC with a team-leading 8.5 sacks, despite starting nine games and not becoming a full-time starter until the final six contests...Recorded 85 tackles, six pass defenses, two forced fumbles and a fumble recovery...Tallied five tackles, a sack and a forced fumble at Carolina, Sept. 11. Marked the fifth-straight contest Smith had caused a fumble, the first player in club history to do so...Top performance came at New England, Nov. 20, with a career-high 12 tackles, 1.5 sacks and a forced fumble against defending Super Bowl Champions...Started at RDE at New York Jets, Nov. 27 and responded with six tackles and a sack...Started at LDE vs. Detroit, Dec. 24 and had six tackles, a sack and deflected a pass. **2004** – Had strong rookie year with 59 tackles (41 solo), 7.5 sacks, a team-high five forced fumbles and a fumble recovery... Played in all 16 games and started four, recording a sack in seven games...Sack total ranked second in the NFL among rookies and fourth in

CAREER GAME BY GAME

DEFENSE

2004	GP	ST	SOLO	AST	TOT	SACK/YDS	INT/YDS	PD	FF	FR
9/12 SEA	X	X	0	2	2	0 0	0 0	0	0	0
9/19 SF	X	X	4	2	6	1 7	0 0	0	1	0
9/26 at SH	X		0	2	2	0 0	0 0	1	0	0
10/3 at Ari	X		0	0	0	0 0	0 0	0	0	0
10/10 TB	X		1	1	2	1 8	0 0	0	0	0
10/17 MIN	X		1	0	1	0 0	0 0	0	0	0
10/24 at Oak	X	X	6	2	8	0 0	0 0	0	0	0
11/7 at SD	X	X	1	1	2	0 0	0 0	0	0	0
11/14 KC	X		3	1	4	1 7	0 0	0	0	0
11/21 DEN	X		6	0	6	0 0	0 0	0	0	0
11/28 at Atl	X		4	0	4	1 2	0 0	0	0	0
12/5 CAR	X		2	2	4	1 6	0 0	0	0	0
12/12 at Dal	X		2	0	2	1 3	0 0	0	1	0
12/19 at TB	X		1	4	5	0 0	0 0	0	1	0
12/26 ATL	X		3	0	3	0 0	0 0	0	1	0
1/2 at Car	X		7	1	8	1.5 8	0 0	0	1	1
2004 Season	16	4	41	18	59	7.5 41	0 0	1	5	1

2005	GP	ST	SOLO	AST	TOT	SACK/YDS	INT/YDS	PD	FF	FR
9/11 at Car	X		5	0	5	1 3	0 0	0	1	0
9/19 NYG	X		3	1	4	0 0	0 0	0	0	0
9/25 at Min	X		3	2	5	0 0	0 0	0	0	0
10/2 BUF	X		3	0	3	1 11	0 0	0	0	0
10/9 at GB	X	X	2	2	4	0 0	0 0	1	0	0
10/16 ATL	X	X	7	1	8	1 6	0 0	0	0	0
10/23 at SH	X		2	0	2	0 0	0 0	0	1	0
10/30 MIA	X		2	2	4	1 9	0 0	0	0	0
11/6 CHI	X	X	2	1	3	0 0	0 0	0	0	0
11/20 at NE	X		9	3	12	1.5 12	0 0	0	1	0
11/27 at NYJ	X	X	6	0	6	1 9	0 0	0	0	0
12/4 TB	X	X	6	1	7	1 8	0 0	0	0	0
12/12 at Atl	X	X	5	0	5	0 0	0 0	2	0	0
12/18 CAR	X	X	4	5	9	0 0	0 0	0	0	0
12/24 DET	X	X	5	1	6	1 2	0 0	1	0	0
1/1 at TB	X	X	2	0	2	0 0	0 0	2	0	0
2005 Season	16	9	66	19	85	8.5 60	0 0	6	2	1

CAREER GAME BY GAME

DEFENSE

2006	GP	ST	SOLO	AST	TOT	SACK/YDS	INT/YDS	PD	FF	FR
9/10 @ CLE	X	X	3	2	5	1 1	0 0	0	0	0
9/17 @ GB	X	X	2	1	3	1 12	0 0	0	0	1
9/25 ATL	X	X	1	2	3	1 6	0 0	1	0	0
10/1 @ CAR	X	X	3	2	5	0 0	0 0	0	0	0
10/8 TB	X	X	4	1	5	0 0	0 0	0	0	0
10/15 PHI	X	X	1	2	3	0.5 3.5	0 0	0	0	0
10/29 BAL	X	X	2	3	5	0 0	0 0	0	1	0
11/5 @ TB	X	X	3	2	5	2 10	0 0	0	1	0
11/12 @ PIT	X	X	2	1	3	0 0	0 0	0	0	0
11/19 CIN	X	X	2	2	4	1 9	0 0	0	0	0
11/26 @ ATL	X	X	5	0	5	2 20	0 0	1	1	0
12/3 SF	Inactive									
12/10 @ DAL	X	X	2	0	2	2 18	0 0	0	0	0
12/17 WAS	X	X	4	2	6	0 0	0 0	0	0	0
12/24 @ NYG	X	X	1	1	2	0 0	0 0	0	0	0
12/31 CAR	Inactive									
2006 Season	14	14	35	21	56	10.5 79.5	0 0	2	3	1

2007	GP	ST	SOLO	AST	TOT	SACK/YDS	INT/YDS	PD	FF	FR
9/6 @ IND	X	X	2	0	2	0 0	0 0	0	0	0
9/16 @ TB	X	X	1	1	2	0 0	0 0	1	0	0
9/24 TEN	X	X	4	1	5	0 0	0 0	0	0	0
10/7 CAR	X	X	1	3	4	1 7	0 0	0	1	0
10/14 @ SEA	X	X	0	0	0	0 0	0 0	0	0	0
10/21 ATL	X	X	3	1	4	0 0	0 0	0	0	0
10/28 @ SF	X	X	2	0	2	1 6	0 0	0	0	0
11/4 JAX	X	X	2	4	6	0 0	0 0	0	0	0
11/11 STL	X	X	1	7	8	1 9	0 0	0	0	0
11/18 @ HOU	X	X	2	2	4	1 6	0 0	0	0	1
11/25 @ CAR	X	X	1	1	2	0 0	0 0	1	0	1
12/2 TB	X	X	4	2	6	1 7	0 0	0	0	0
12/10 @ ATL	X	X	6	2	8	1 0	0 0	0	1	0
12/16 ARZ	X	X	2	2	4	0 0	0 0	0	0	0
12/23 PHI	X	X	4	0	4	1 6	0 0	1	0	1
12/30 @ CHI	X	X	2	2	4	0 0	0 0	0	0	0
2007 Season	16	16	37	28	65	7 41	0 0	3	2	3

club history for a rookie...Came on strong over the last eight games with 36 tackles, 5.5 sacks, four forced fumbles and a fumble recovery...Had six tackles (four solo), a sack and a forced fumble vs. San Francisco, Sept. 19...Had four tackles (all solo) and a sack at Atlanta, Nov. 28...First of a three-week stretch where he recorded a sack, including vs. Carolina, Dec. 5 and at Dallas, Dec. 12, when he also added a forced fumble...Dec. 19 at Tampa Bay had a key forced fumble in the fourth quarter that set up a game-winning march. Also made a downfield block earlier in the quarter to spring WR Michael Lewis for a 53-yard punt return...Equaled season-high with eight stops (seven solo), 1.5 sacks and a forced fumble with a fumble recovery at Carolina, 1/2/05...Posted a forced fumble in each of last four contests, the first player in club history to do so in four-straight contests.

COLLEGE – Three-year starter at right defensive end for Ohio State, finishing with career totals of 167 tackles (111 solo), 21 sacks, five forced fumbles, two fumble recoveries, and an interception...Opened 37 of 51 games in his career...Sack total ranked fifth in school history upon his departure...All-Big 10 Conference and the conference's Defensive Player of the Year and Defensive Lineman of the Year as senior, posting 49 tackles (30 solo), 10.5 sacks and 20 stops for a loss...Finalist for Hendricks Award, given to nation's top end...All-Big 10 second-team as junior, appearing in every game despite suffering a knee sprain at midseason...Recorded 5.5 sacks, a forced fumble, an interception and a fumble recovery that season...Named Outstanding First-Year Defensive Player as freshman with three sacks.

PERSONAL – All-American at Proctor (Utica, N.Y.) HS...Had 20 sacks as senior...Represented the Saints and the NFL at several community and media appearances at recent Super Bowls...Criminology major at Ohio State who wants to be FBI agent following his playing career...Born Aug. 4, 1981.

WILL SMITH



Year	Team	GP	GS	TACKLES			Yds	INTERCEPTIONS					FUMBLES			
				Tot	Solo	Asst		Sk	No	Yds	Lg	TD	PD	FF	FR	Yds
2004	New Orleans	16	4	59	41	18	7.5	41.0	0	0	0	0	1	5	1	-1
2005	New Orleans	16	9	85	66	19	8.5	60.0	0	0	0	0	6	2	1	-2
2006	New Orleans	14	14	56	35	21	10.5	79.5	0	0	0	0	2	3	1	0
2007	New Orleans	16	16	65	37	38	7.0	41.0	0	0	0	0	3	2	3	0
NFL totals		62	43	265	179	86	33.5	221.5	0	0	0	0	12	12	6	-3

ADDITIONAL STATISTICS: Safeties — (2005, 1) Total: 1

CAREER HIGHS: Tackles — 12, at New England (11/20/05); Sacks — 2 (3x), last at Dallas (12/10/06); Forced Fumbles — 1 (12x), last at Atlanta (12/10/07); Fumble Recoveries — 1 (6x), last vs. Philadelphia (12/23/07); Interceptions — 0; Passes Defensed — 2 (2x), last at Tampa Bay (1/1/06).

POSTSEASON

Year	Team	GP	GS	TACKLES			Yds	INTERCEPTIONS					FUMBLES			
				Tot	Solo	Asst		Sk	No	Yds	Lg	TD	PD	FF	FR	Yds
2006	New Orleans	2	2	15	11	4	0.0	0.0	0	0	0	0	0	0	0	0
Postseason		2	2	15	11	4	0.0	0.0	0	0	0	0	0	0	0	0

POSTSEASON CAREER HIGHS: Tackles — 10, at Chicago (1/21/07); Sacks — 0; Forced Fumbles — 0; Fumble Recoveries — 0; Interceptions — 0; Passes Defensed — 0.

Aaron STECKER

27

HEIGHT: 5-10 WEIGHT: 213
 COLLEGE: WESTERN ILLINOIS
 JOINED SAINTS: UFA-04 (TB)
 NFL EXPERIENCE: 9
 BORN: 11/13/75

RB

NFL CAREER – Stecker, a talented, versatile veteran who is stout between the tackles and has a sudden burst to get outside, proved again in 2007 that he is invaluable to the Saints' fortunes. He stepped in when injuries weakened the running back position and became a force in the rushing attack. Named one of the club's five season-long captains prior to the season for his traditionally excellent special teams play, Stecker posted career-highs with 448 yards rushing, five touchdowns and 36 receptions while starting six games. He added six kick-off returns for 137 yards. It wasn't the first time he bolstered the backfield following an injury plague, as he also played a key role in 2005. Stecker was originally signed by the Saints in March of 2004 after a four-year stint with the Buccaneers, where he played in 55 contests and departed ranked first in team record books in kickoff return yards with 2,376. Typical of his grit and determination, Stecker took the road less traveled before becoming an established NFL veteran, playing for the Scottish Claymores of NFL Europe in 1999 and earning Offensive MVP honors.

CAREER TRANSACTIONS – Re-signed to one-year contract (UFA), 3/2/08; Signed by Saints to four-year contract (UFA), 4/4/04; Re-signed by Tampa Bay Buccaneers to one-year contract (RFA), 4/10/03; Re-signed to three-year contract by Tampa Bay, 1/25/00; Signed to Tampa Bay practice squad, 10/20/99; Released by Chicago Bears, 8/30/99; Signed by Chicago as undrafted free agent, 4/18/99.

HONORS – 2004: NFC Special Teams Player of the Week (Week 15).

2007 – Played in all 16 contests, starting a career-high six games and recording career-best totals in rushing yards (448), attempts (115), touchdowns (5) and receptions (36)...Had 211 receiving yards, the second-highest total of his career (281, 2005)...Notched 40 first downs (29 rushing, 11 receiving)...Also returned six kickoff returns for 137 yards (22.8 avg.) with a long of 41 and added two special teams tackles on the season, with role on coverage units diminished as his backfield time increased...Made the most of a three-game stretch as primary running back (at Atlanta, Dec. 10-Dec. 23 vs. Philadelphia), rushing for 248 yards on 56 carries (4.4 avg.) with a pair of TDs and catching 12 passes for 84 yards in the span...Recorded a season-long 41-yard kickoff return, vs. Tennessee, Sept. 24, part of a three-return, 79-yard effort (26.3 avg.) Added two catches for 14 yards...First start came vs. Jacksonville, Nov. 4, and responded with six carries for 24 yards, two catches for 11 yards and two kick returns for 36 yards...After

knee injury forced RB Reggie Bush to inactive list, Stecker entered starting line-up and rushed for 100 yards 20 carries – the second time he reached the milestone in his career – on 20 carries, including a 17-yard burst, at Atlanta, Dec. 10...Had 95 yards on 22 carries and a pair of TDs vs. Arizona and added four catches for 46 yards. In the contest had a 15-yard run and a 16-yard reception...Recorded 14 carries for 53 yards and three grabs for 31 yards – with a season-long 26-yard catch, vs. Philadelphia, Dec. 23. With two rushing touchdowns, became first Saints running back to back-back multi-TD games since

2007 GAME BY GAME

Date	Opp.	RUSHING							RECEIVING				
		GP	ST	ATT	YDS	AVG	LG	TD	REC	YDS	AVG	LG	TD
9/6	@ IND	X		2	21	10.5	13	0	2	20	10.0	11	0
9/16	@ TB	X		0	0	0.0	0	0	0	0	0.0	0	0
9/24	TEN	X		3	6	2.0	2	0	2	14	7.0	7	0
10/7	CAR	X		4	12	3.0	6	0	3	-3	-1.0	4	0
10/14	@ SEA	X		8	17	2.1	9	0	2	10	5.0	5	0
10/21	ATL	X		1	1	1.0	1	0	2	11	5.5	6	0
10/28	@ SF	X		12	35	2.9	8	0	2	4	2.0	3	0
11/4	JAX	X	X	6	24	4.0	10	0	2	11	5.5	8	0
11/11	STL	X	X	3	26	8.7	13	1	1	8	8.0	8	0
11/18	@ HOU	X		0	0	0.0	0	0	2	9	4.5	7	0
11/25	@ CAR	X	X	13	42	3.2	9	0	2	8	4.0	4	0
12/2	TB	X		7	16	2.3	4	0	4	35	8.8	12	0
12/10	@ ATL	X	X	20	100	5.0	17	0	3	7	2.3	8	0
12/16	ARZ	X	X	22	95	4.3	15	2	6	46	7.7	16	0
12/23	PHI	X	X	14	53	3.8	26	2	3	31	10.3	26	0
12/30	@ CHI	X		0	0	0.0	0	0	0	0	0.0	0	0
2007 Season		16	6	115	448	3.9	26	5	36	211	5.9	26	0

Deuce McAllister achieved the feat in October, 2004. Suffered toe injury that caused him to play briefly at Chicago, Dec. 30. **2006** – Played in 12 games with one start, declared inactive for four with ankle and hamstring injuries (at Cleveland, Sept. 10, at Atlanta, Nov. 26, at Dallas, Dec. 10, vs. Carolina, Dec. 31)...Had 19 catches for 190 yards (10.0 avg.) and returned 10 kickoffs for 216 yards (21.6 avg.), with a long of 31...Started at Green Bay and had three receptions for 21 yards, three kick returns for 59 yards and a trio of tackles on special teams. The Saints opened with three running backs in the lineup: Stecker, Deuce McAllister and Reggie Bush, and Stecker had a 12-yard catch on first play...At Pittsburgh, had three catches for a career-best 78 yards, including a career-long 48-yard grab. **2005** – Played in 15 games with four starts...Posted 363 rushing yards on 95 carries and 35 catches for a career-high 281 yards...Added 31 kick returns for 672 yards...Started at RB following RB Deuce McAllister's season ending-knee injury vs. Atlanta, Oct. 16 and had 16 carries for 86 yards...Tied a career-high with six receptions for a career-best 72 yards at New England, Nov. 20. **2004** – Played in all 16 games in first season in New Orleans, with three starts...Ranked second on team with 244 yards on 58 carries and rushed for two touchdowns...Added 29 receptions for 174 yards...On special teams, had 18 kickoff returns for 469 yards, including a 98-yard TD. His 26.1 average led the Saints...Started at St. Louis, Sept. 26, and had a career-high 106 yards on 18 carries, including a 42-yard touchdown. It was the first 100-yard performance of his NFL career...Started at Arizona and tied his career-high with six receptions for 71 yards... Took back eight kickoffs vs. Carolina, Dec. 5, for 214 yards, includ-

ing a 45-yard return. Returns and yardage totals were career-highs...Turned in a top performance against his former team with three catches for 26 yards and a 98-yard kickoff return for a touchdown at Tampa Bay, Dec. 19. Named NFC Special Teams Player of the Week. **2003** – Played in all 16 games, totaled 37 carries for 125 yards and nine receptions for 48 yards and a TD...Led team with 25 kick returns for 520 yards, with a long of 44. **2002** – Played in all 16 regular season games with a start...Also played in all three playoff contests...Had 28 rushes for 174 yards (6.2-average) with a long of 59...Also caught 13 passes for

! WORTH NOTING

Since signing with New Orleans as an unrestricted free agent in 2004, Stecker has been one of the club's most productive reserves while also starting 14 games.

Of Stecker's 1,468 career rushing yards, the ninth-year veteran has recorded 1,066 since joining the Saints in 2004.

During a three-game stretch in 2007 where Stecker was the primary ball-carrier for the Saints, he posted 248 rushing yards on 56 carries (4.4 avg.) with four touchdowns and hauled in 12 passes for 84 yards.

Had back-to-back games with two rushing touchdowns last season, the first Saints' running back to achieve the feat since Deuce McAllister in 2004.

Over the last four seasons in New Orleans, Stecker has accumulated 1,922 yards of offense (1,066 rushing/856 receiving) and caught 119 passes. A special teams captain, he has also returned 65 kickoffs for 1,494 yards – including a 98-yard TD in 2004.

69 yards... Recorded 37 kickoff returns for 934 yards (25.2 avg.) and a long of 67, finishing eighth in the NFL...Three kickoff returns for 67 yards, with a long of 27, vs. Oakland (1/26/03) in Super Bowl XXXVII. **2001** – Saw action in 13 games... Had 24 carries for 72 yards with a TD and 10 receptions for 101 yards (10.1 avg.) with another touchdown...Also returned nine kickoffs for 259 yards (28.8 avg.) with a long of 86 vs. New Orleans, Dec. 23. **2000** – Appeared in 10 games, recording 12 carries for 31 yards and adding a reception for 15 yards... Was club's top kickoff returner with 29 returns for 663 yards (22.9 avg.)...Was Offensive MVP of NFL Europe in 1999 for the Scottish Claymores. **1999** – Went to training camp with Chicago and spent season on Tampa practice squad.

COLLEGE – In two seasons, departed as Western Illinois' all-time leading rusher with 3,799 yards and 41 TDs...Transferred to Western Illinois after two seasons at Wisconsin...Paced Leathernecks with 1,124 yards rushing and 12 touchdowns as a senior...Record-breaking junior season included leading Division I-AA in scoring with 150 points, the fourth-highest total in Division I-AA history...Finished first in the nation with 1,957 rushing yards and named Gateway Conference Player of the Year and Newcomer of the Year...Placed second in Walter Payton Award balloting, given to Division I-AA's most outstanding player...Established 23 WIU records and seven Gateway Conference records as a junior...Majored in law enforcement.

PERSONAL – Married to Kara, with a daughter, Skylar...Lettered four years in football and baseball at Ashwaubenon (Green Bay, Wis.) HS...Rushed for 2,157 yards and 37 touchdowns as a senior and named Wisconsin Player of the Year by the Associated Press and *Milwaukee Journal-Sentinel* as a senior...Born 11/13/75 in Green Bay, Wis.

AARONSTECKER



Year	Team	GP	GS	RUSHING				RECEIVING					
				Att	Yds	Avg	Lg	TD	No	Yds	Avg	Lg	TD
2000	Tampa Bay	10	0	12	31	2.6	14	0	1	15	15.0	15	0
2001	Tampa Bay	13	0	24	72	3.0	17	1	10	101	10.1	35t	1
2002	Tampa Bay	16	1	28	174	6.2	59	0	13	69	5.3	12	0
2003	Tampa Bay	16	1	37	125	3.4	15	0	9	48	5.3	14t	1
2004	New Orleans	16	3	58	244	4.2	42t	2	29	174	6.0	26	0
2005	New Orleans	15	4	95	363	3.8	32	0	35	281	8.0	41	0
2006	New Orleans	12	1	4	11	2.8	4	0	19	190	10.0	48	0
2007	New Orleans	16	6	115	448	3.9	26	5	36	211	5.9	26	0
NFL totals		114	16	373	1,468	3.9	59	8	152	1,089	7.2	48	2
Saints totals		59	14	272	1,066	3.9	42t	7	119	856	7.2	48	0

ADDITIONAL STATISTICS: Special Teams Tackles — (2000, 0); (2001, 3); (2002, 19); (2003, 13); (2004, 10); (2005, 2); (2006, 9); (2007, 3) **Total: 59**

Year	Team	No	KICKOFF RETURNS			TD
			Yds	Avg	Lg	
2000	Tampa Bay	29	663	22.9	48	0
2001	Tampa Bay	9	259	28.8	86	0
2002	Tampa Bay	37	934	25.2	67	0
2003	Tampa Bay	25	520	20.8	44	0
2004	New Orleans	18	469	26.1	98t	1
2005	New Orleans	31	672	21.7	46	0
2006	New Orleans	10	216	21.6	31	0
2007	New Orleans	6	137	22.8	41	0
NFL totals		165	3,870	23.5	98t	1
Saints totals		65	1,494	23.0	98t	1

CAREER HIGHS: Rushes — 22, vs. Arizona (12/16/07); **Rushing Yards** — 106, at St. Louis (9/26/04); **Long Rush** — 59, vs. Carolina (11/17/02); **Rushing TDs** — 2 (2x), last vs. Philadelphia (12/23/07); **Receptions** — 6 (4x), last vs. Arizona (12/16/07); **Receiving Yards** — 72, at New England (11/20/05); **Long Reception** — 48, at Pittsburgh (11/12/06); **Receiving TDs** — 1 (2x), last at Tennessee (12/28/03); **Kickoff Returns** — 8, vs. Carolina (12/5/04); **Kickoff Return Yards** — 214, vs. Carolina (12/5/04); **Long Kickoff Return** — 98t, at Tampa Bay (12/19/04); **Kickoff Returned for TD** — 1, at Tampa Bay (12/19/04).

POSTSEASON

Year	Team	GP	GS	RUSHING				RECEIVING					
				Att	Yds	Avg	Lg	TD	No	Yds	Avg	Lg	TD
2000	Tampa Bay	0	0	0	0	0.0	0	0	0	0.0	0	0	
2001	Tampa Bay	1	0	0	0	0.0	0	0	0	0.0	0	0	
2002	Tampa Bay	3	0	3	17	5.7	9	0	1	3	3.0	3	0
2006	New Orleans	2	0	0	0	0.0	0	0	0	0.0	0	0	
Postseason		6	0	3	17	5.7	9	0	1	3	3.0	3	0

Year	Team	No	KICKOFF RETURNS			TD
			Yds	Avg	Lg	
2000	Tampa Bay	0	0	0.0	0	0
2001	Tampa Bay	4	91	22.8	32	0
2002	Tampa Bay	8	172	21.5	31	0
2006	Tampa Bay	0	0	0.0	0	0
Postseason		12	263	21.9	32	0

Jon STINCHCOMB 78

HEIGHT: 6-5 WEIGHT: 315
COLLEGE: GEORGIA
JOINED SAINTS: D2-03
NFL EXPERIENCE: 6
BORN: 8/27/79

T

NFL CAREER – The contributions of Stinchcomb have played a large part in the offensive line emerging as one of the club's strengths over the last two years. In 2007, the Saints allowed an NFL-low 16 sacks, despite leading the league with 652 pass attempts. Equally adept at opening creases for running backs or protecting the quarterback in passing situations, Stinchcomb has started the last 32 regular-season games at right tackle. Known for his work ethic and as one of the strongest players on the roster, he was originally drafted 37th overall in the 2003 NFL Draft, and re-signed to a two-year contract prior to the 2007 season.

CAREER TRANSACTIONS – Re-signed to two-year contract (UFA), 3/3/07; Placed on Reserve/Injured, 8/26/05; Signed a three-year contract, 7/25/03; Selected by Saints in second round (37th overall) in 2003 NFL Draft.

2007 – Extended his streak of consecutive starts to 34-straight games, including the two playoff contests of the previous season...Opened every contest at RT...Part of an offensive line that only allowed an NFL-low 16 sacks, including a four-week stretch without surrendering one. **2006** – Had a banner season, starting all 16 games at right tackle and both postseason contests...Opener at Cleveland, Sept. 10, marked first NFL start. **2005** – Missed entire season after rupturing his right patella tendon in training camp. **2004** – Played in four games and declared inactive for other 12 contests. **2003** – Played in six games and dressed but did not play in one...Inactive for other nine games...Saw first NFL action vs. Atlanta, Nov. 16, on special teams.

COLLEGE – Four-year starter at Georgia, opening 34 of 37 games...All-Academic honors in 2001-02...One of 11 players to earn AFCA Good Works Team honors for contributions to community service...In 2002 named a Walter Camp All-American, All-SEC and one of six recipients of National Football Foundation scholarship...Became first Georgia linemen to score a TD in 17 years when he recovered a fumble in end zone at Auburn in 2002...Named All-SEC in 2001...As a sophomore, started every game at RT and was named to All-SEC second team...Started 11 of 12 games as redshirt freshman in 1999.

PERSONAL – A *USA Today* and *Parade* All-American at Parkview (Lilburn, Ga.) HS...Four-year starter on offensive line also started on defense for two seasons...Earned 4.0-grade-point-average in high school...Among the most community-minded Saints' players, visiting area hospitals and schools during the season...Older brother, Matt, was an All-American and captain at Georgia (1995-98) and a first-round selection by Oakland Raiders in 1999...Married (Allison)...Born Aug. 27, 1979 in Atlanta, Ga.

JONSTINCHCOMB

Games Played/Started: (2003, 6/0); (2004, 4/0); (2005, 0/0); (2006, 16/16) (2007, 16/16) Totals: 42/32

POSTSEASON

Games Played/Started: (2006, 2/2) Totals: 2/2

**Zach
STRIEF****64**HEIGHT: 6-7 WEIGHT: 320
COLLEGE: NORTHWESTERN
JOINED SAINTS: D7A-06
NFL EXPERIENCE: 3
BIRTHDATE: 9/22/83**T**

NFL CAREER – During the first two years of his NFL career, Strief has served as the top reserve at left tackle and has distinguished himself with stellar play in his two career starts. Including all 16 last season, he has appeared in 25 games since being drafted in the seventh round in 2006, playing primarily on special teams. He has prototype size and the ability to play both tackle spots, as he started 40 contests at right tackle during a standout college career at Northwestern. Strief is also one of the Saints' most community-minded players, getting involved weekly in charitable and educational programs and events.

CAREER TRANSACTIONS – Signed a three-year contract, 7/20/06; Selected in the seventh round (210th overall) of the 2006 NFL Draft.

2007 – Played in all 16 games, primarily on special teams while also starting at LT at Houston, Nov. 18, in place of injured starter Jammal Brown...Also saw extended time vs. St. Louis, Nov. 11, when Brown was forced to depart in the first quarter...Periodically appeared as a tight end in jumbo offensive packages.

2006 – Played in nine games, starting at LT at Tampa Bay, Nov. 5. Didn't allow a sack and praised by the coaching staff following the contest for a solid performance after stepping in for T Jammal Brown...Declared inactive for seven regular-season games...Saw action in both postseason contests on special teams.

COLLEGE – Anchored Northwestern's offensive line at tackle for his final three seasons, starting 40 games at right tackle...Recognized as a first-team All-American by the Football Writers Association of America and was a consensus second-team All-Big Ten as a senior...A key performer on a record-setting offense that averaged more than 500 yards per game and ranked fourth nationally...Second-team All-Big Ten in 2004...Became a full-time starter in 2003.

PERSONAL – Attended Milford (Ohio) HS...Allowed zero sacks as a senior and one as a junior...Also lettered in basketball and track... Communication studies major and minored in business institutions...Full name: Zachary David Strief...Born Sept. 22, 1983 in Cincinnati, Ohio.

ZACHSTRIEF

Games Played/Started: (2006, 9/1) (2007, 16/1) Totals: 25/2

POSTSEASON

Games Played/Started: (2006, 2/0) Totals: 2/0

**Hollis
THOMAS****99**HEIGHT: 6-0 WEIGHT: 335
COLLEGE: NORTHERN ILLINOIS
JOINED SAINTS: TR-06 (PHI)
NFL EXPERIENCE: 13
BORN: 1/10/74**DT**

NFL CAREER – A key part of the defensive line because of his run-stopping strength, Thomas enters his third year with the Saints after a pair of seasons that have proven to be among the best of his career. The sizable defensive tackle makes the job of those around him easier by battling two blockers on a consistent basis. While anchoring the defensive front is his primary responsibility, Thomas has proven to be a force as a pass-rusher as well by crushing the pocket during his stint in New Orleans. After not posting a sack in his previous five seasons, Thomas has notched 6.5 sacks over the last two years with the Saints. He has started 121 of 154 games in his career - including 26 of 28 since arriving in New Orleans via a draft-day trade in 2006. During his career, he has recorded 658 stops, nine forced fumbles and seven fumble recoveries.

CAREER TRANSACTIONS – Re-signed to four-year contract by Saints, 2/27/07; Acquired in a trade with Philadelphia Eagles, with the Saints trading their fourth-round pick (99th overall) for Thomas and the Eagles' fourth-round pick (108th), 4/30/06; Placed on Injured Reserve by Philadelphia, 10/28/03; Placed on Injured Reserve by Philadelphia, 7/27/02; Placed on Injured Reserve by Philadelphia, 12/31/01; Re-signed by Philadelphia to five-year contract, 9/19/00; Placed on Injured Reserve by Philadelphia, 12/2/98; Signed by Philadelphia as undrafted free agent, 8/26/96.

HONORS – **1996:** *Football News* All-Rookie team.

2007 – Played in all 16 games and started 14 at DT, recording a career-high 58

tackles (37 solo) and three sacks...Notched five games with five or more tackles...Served in a reserve role in the first two contests...First start came vs. Tennessee, Sept. 24 and had a season-high seven tackles, tying his highest total with the Saints...Posted five stops and a sack at Seattle, Oct. 14...Had two solo tackles vs. Jacksonville, Nov. 4, both for losses...Recorded a sack and two tackles vs. St. Louis, Nov. 11...Final sack of season came at Atlanta, Dec. 10.

2006 – Started all 12 games he appeared in at defensive tackle, recording 49 tackles (31 solo), 3.5 sacks for 24 yards in losses, two pass deflections and a fumble recovery...Sack total was the most he had posted since notching four with Philadelphia in 2000, and the first quarterback takedowns he had recorded since that season...Also opened both postseason contests and had eight tackles, including six (three solo) vs. Chicago in the NFC Championship...Placed on Suspended/Reserve list for final four games of regular season by NFL Commissioner...Notched half-sack and three tackles in opener vs. Cleveland, Sept. 10...Had a season-high seven stops vs. Green Bay, Sept. 17...Equaled that

! WORTHNOTING

While his contributions aren't always best measured by statistics, Thomas has posted 107 tackles over the last two seasons, including 58 in 2007. He has started 26 of the 28 games he has appeared in with New Orleans – in addition to both playoff contests – and also recorded 6.5 sacks.

His ability as a run-stopper in the trenches helped the Saints hold seven-straight opponents to less than 100 yards rushing in 2007, tying a club record.

Prior to notching his 3.5 sacks with the Saints in 2006, Thomas hadn't dropped a quarterback for a loss since 2000.

total with seven tackles (five solo) and a sack vs. Philadelphia, Oct. 15...Had a fumble recovery, a sack and five stops vs. Baltimore, Oct. 29...Recorded three tackles and a sack with an eight-yard loss vs. San Francisco, Dec. 3. **2005** – Appeared in 16 games at defensive tackle, starting 12, the first time he entered a season as a starter since 2001...Ranked second among defensive linemen in tackles with 65 stops...Logged a season-high eight tackles (six solo) at Dallas, Oct. 9...In his first game returning as a full-time starter, logged seven tackles (five solo) at Atlanta, Sept. 12. **2004** – Appeared in 13 games with two starts and all three playoff contests...Recorded 33 tackles (14 solo) and a fumble recovery...In the postseason had eight tackles (four solo) and a sack...Played in 100th NFL game vs. Detroit, Sept. 26...Started at DT at Washington, Dec. 12 before suffering a dislocated elbow...Inactive for the final three regular season games due to the elbow injury...Had a sack and four tackles in the NFC Championship Game vs. Atlanta, 1/23/05. **2003** – Started two of seven games he appeared in and credited with 30 tackles (19 solo)...Started for the first time since 2001 vs. New England, Sept. 14, and recorded eight tackles...Placed on injured reserve with biceps injury, Oct. 28. **2002** – Missed entire season with right foot injury...Had surgery to repair a broken bone in right foot suffered in training camp and placed on injured reserve, Aug. 27. **2001** – Started 14 games...Had 70 tackles (42 solo) with three forced fumbles and a fumble recovery...Missed

final two games with right foot injury. **2000** – Started 16 games and both post-season contests at defensive tackle...Finished with 81 tackles (45 solo), four sacks, three forced fumbles and a fumble recovery...At New Orleans, Sept. 24, recorded a sack and seven tackles, two that forced fumbles...Posted a sack in Wild Card game victory over Tampa Bay, Dec. 31. **1999** – Started 16 games at DT...Recorded 72 tackles (39 solo), a sack, a forced fumble and a fumble recovery. **1998** – Started and appeared in 12 games and posted 54 tackles (38 solo), five sacks and a fumble recovery...Recorded a career-high five sacks on the season, including a career-best two vs. Washington, Oct. 11...Had five tackles and a sack vs. Dallas, Nov. 2...Had a sack and a fumble recovery at Washington, Nov. 15...Placed on Injured Reserve after biceps surgery, Dec. 2. **1997** – Started all 16 games and tied for the club lead with a career-high 82 tackles. **1996** – After going undrafted, made the squad and went on to start the final five games and earn All-Rookie honors...Appeared in 16 games and had 64 tackles (45 solo) and a sack...Notched three tackles (two solo) and a sack vs. Carolina, Oct. 27.

COLLEGE – Completed his three-year career at Northern Illinois with 202 tackles, including 31 behind the line of scrimmage...Voted one of NIU's captains as a senior, when he was selected to the All-Big West Conference first team... Child development major.

PERSONAL – In offseason resides in Morton, Pa. and in Missouri City, Texas...Home in Texas has a home theater on the second floor...Won a pair of 4A state championships in football at Sumner (Mo.) HS, although he attended and graduated from Academy of Math and Science in nearby St. Louis, which did not field a football team...Lettered in basketball, however, at Math & Science...Father is a chef, though Thomas also claims with at least some seriousness that his mother may be the better cook...Has a 10-year-old daughter, Hydeia...The Hollis Thomas Foundation is extremely active in the community, supporting a number of asthma-related causes, including awarding college scholarships each year to high school graduates with the affliction, which Thomas shares.

2007 GAME BY GAME

Date	Opp.	DEFENSE				SOLO	AST	TOT	SACK/YDS	INT/YDS	PD	FF	FR
		GP	ST										
9/6	@ IND	X				4	1	5	0	0	0	0	0
9/16	@ TB	X				1	2	3	0	0	0	0	0
9/24	TEN	X	X			3	4	7	0	0	0	0	0
10/7	CAR	X	X			6	0	6	0	0	0	0	0
10/14	@ SEA	X	X			3	2	5	1	6	0	0	0
10/21	ATL	X	X			4	2	6	0	0	0	0	0
10/28	@ SF	X	X			2	0	2	0	0	0	0	0
11/4	JAX	X	X			2	0	2	0	0	0	0	0
11/11	STL	X	X			2	0	2	1	3	0	0	0
11/18	@ HOU	X	X			4	1	5	0	0	0	0	0
11/25	@ CAR	X	X			1	2	3	0	0	0	0	0
12/2	TB	X	X			0	3	3	0	0	0	0	0
12/10	@ ATL	X	X			2	0	2	1	3	0	0	0
12/16	ARZ	X	X			1	1	2	0	0	0	0	0
12/23	PHI	X	X			0	3	3	0	0	0	0	0
12/30	@ CHI	X	X			2	0	2	0	0	0	0	0
2007 Season		16	14			37	21	58	3	12	0	0	0

HOLLIS THOMAS




Year	Team	GP	GS	TACKLES			Yds	INTERCEPTIONS					FUMBLES			
				Tot	Solo	Asst		Sk	No	Yds	Lg	TD	PD	FF	FR	Yds
1996	Philadelphia	16	5	64	45	19	1.0	9.0	0	0	0	0	1	0	0	0
1997	Philadelphia	16	16	82	54	28	2.5	13.5	0	0	0	0	1	1	1	0
1998	Philadelphia	12	12	54	38	16	5.0	41.0	0	0	0	0	2	0	1	0
1999	Philadelphia	16	16	72	39	33	1.0	3.0	0	0	0	0	1	1	1	2
2000	Philadelphia	16	16	81	45	36	4.0	22.0	0	0	0	0	0	3	1	0
2001	Philadelphia	14	14	70	42	28	0.0	0.0	0	0	0	0	3	4	1	0
2002	Philadelphia								Injured Reserve							
2003	Philadelphia	7	2	30	19	11	0.0	0.0	0	0	0	0	1	0	0	0
2004	Philadelphia	13	2	33	14	19	0.0	0.0	0	0	0	0	0	0	1	0
2005	Philadelphia	16	12	65	37	28	0.0	0.0	0	0	0	0	3	0	0	0
2006	New Orleans	12	12	49	31	18	3.5	24.0	0	0	0	0	2	0	1	0
2007	New Orleans	16	14	58	37	21	3.0	12.0	0	0	0	0	0	0	0	0
NFL totals		154	121	658	401	257	20.0	124.5	0	0	0	0	14	9	7	2
Saints totals		28	26	107	68	39	6.5	36.0	0	0	0	0	2	0	1	0

CAREER HIGHS: Tackles — 11, vs. Dallas (11/5/00); Sacks — 2, vs. Washington (10/11/98); Forced Fumbles — 2, at Arizona (11/4/01); Fumble Recoveries — 1 (7x), last vs. Baltimore (10/29/06); Passes Defensed — 2 (2x), last at Seattle (9/23/01).

POSTSEASON

Year	Team	GP	GS	TACKLES			Yds	INTERCEPTIONS					FUMBLES			
				Tot	Solo	Asst		Sk	No	Yds	Lg	TD	PD	FF	FR	Yds
1996	Philadelphia	1	0	5	5	0	0.0	0.0	0	0	0	0	0	0	0	0
2000	Philadelphia	2	2	7	7	0	1.0	1.0	0	0	0	0	0	0	1	0
2004	Philadelphia	3	0	8	4	4	1.0	2.0	0	0	0	0	0	0	0	0
2006	New Orleans	2	2	8	4	4	0.0	0.0	0	0	0	0	0	0	0	0
NFL totals		8	4	28	20	8	2.0	3.0	0	0	0	0	0	0	1	0

POSTSEASON CAREER HIGHS: Tackles — 5 (2x), last at Chicago (1/21/07); Sacks — 1 (2x), last vs. Atlanta (1/23/05); Forced Fumbles — 0; Fumble Recoveries — 1, at New York Giants (1/7/01); Passes Defensed - 0.



Pierre THOMAS 23

HEIGHT: 5-11 WEIGHT: 215
 COLLEGE: ILLINOIS
 JOINED SAINTS: FA-07
 NFL EXPERIENCE: 2
 BIRTHDATE: 12/18/84

RB

NFL CAREER — One of only two rookie free agents to make the team's 53-man roster on opening day, Thomas initially emerged as a bright spot on special teams and went on to become a solid contributor in the backfield. He played in 12 games during his rookie campaign and ranked third on the team with 252 rushing yards on 52 carries (4.8 avg.), caught 17 passes for 151 yards, returned 36 kickoffs for 865 yards (24.0 avg.) and made five tackles on special teams. Thomas was the only Saint to score touchdowns rushing, receiving and on a return, running for a 24-yard score against Atlanta, catching an 11-yard touch-

down pass at Chicago and scooping up a loose ball on a botched snap at Seattle and running it five yards into the end zone. He added a two-point conversion run to total 20 points on the year, ranking sixth on the team. In his first career start, Thomas became the first player in Saints record books and just the second rookie in NFL history to gain over 100 yards rushing and receiving in the same game.

CAREER TRANSACTIONS — Signed a three-year contract 4/30/07 as an undrafted rookie free agent.

! WORTHNOTING

In his first career start, Thomas became the first Saints' player — and only the second rookie in NFL history — to gain over 100 yards rushing and receiving in the same contest. He had 105 yards rushing on 20 carries and 12 catches for 121 yards at Chicago.

Despite being inactive for four games, Thomas led the Saints with 1,268 total yards (865 on kickoff returns, 252 rushing and 151 receiving).

Including alertly picking up a fumbled snap and running into the end zone, Thomas was the only Saints' player to score touchdowns rushing, receiving and on a return in 2007.

On only the second rushing attempt of his career, Thomas scored on a 24-yard burst for a touchdown vs. Atlanta, Oct. 21.

2007 — Made the opening day roster as one of only two rookie free agents to be able to make that claim...Played in 12 games with one start, and was inactive for four games...Gained 252 yards rushing on 52 attempts (4.8 avg.) with a touchdown, caught 17 passes for 151 yards and a touchdown, returned 36 kickoffs for 865 yards (24.0 avg.) and made five tackles on special teams...Also scored on a fumble recovery on special teams and added a two-point conversion run, scoring 20 points on the year...Inactive for the first three games...Made NFL debut Oct. 7 vs. Carolina, averaging 25 yards on four kickoff returns and also had one carry for three yards...Scored a touchdown in just the second game of his career at Seattle, Oct. 14, as he scooped up a loose ball on a botched punt snap and carried it five yards into the end zone to give the Saints a 7-0 lead less than three minutes into their 28-17 victory...Against Atlanta Oct. 21, scored his first career offensive touchdown on a 24-yard run bursting through the line on a draw play and totaled two rushes for 26 yards...Also had a 32-yard kickoff return to average 26 yards on three runbacks...Tied a team record with eight kickoff returns against St. Louis, Nov. 11, totaling 233 yards (second-highest single-game total in team history) to average 29.1 yards with a season-best 64-yard return...Carried once for six yards at Houston, Nov. 18, along with averaging 22.6 yards on five kickoff returns and adding a tackle on special teams...Gained 32 yards on 12 rushing attempts at Carolina, Nov. 25...Inactive Dec. 2 vs. Tampa Bay with a bruised kidney suffered the previous week at Carolina...Ran for 31 yards on six carries at Atlanta, Dec. 10...Against Arizona Dec. 16, Carried the ball twice for 20 yards and also had his first career reception, good for a two-yard gain as well as averaging 20.6 yards on five kickoff returns and made a tackle on special teams...Caught a career-best four passes for 28 yards and rushed five times for 18 yards along with returning three kickoffs for an average

of 26.3 yards vs. Philadelphia, Dec. 23...Playing in his hometown at Chicago, Dec. 30, made his first career start and turned in one of the finest statistical performances by Saints RB in franchise history. Carried the ball 20 times for 105 yards and caught 12 passes 121 yards and an 11-yard touchdown, becoming the first player in team annals to gain more than 100 yards rushing and receiving in the same game. His 226 total yards from scrimmage marked the third-highest total in club history. Also ran for a two-point conversion following his fourth quarter TD catch, gained 16 first downs on his 32 touches and stripped the ball from CB Charles Tillman on an interception return that Lance Moore recovered, setting up a Saints field goal just before halftime.

COLLEGE – Played 40 games at Illinois and ranks sixth in school's history with 2,545 rushing yards...Averaged 5.6 yards per carry over his career and ran for 20 TDs...Also caught 57 passes for 411 yards and three TDs...Led team in rushing in each of the final three seasons, and had eight 100-yard games... Had a school-record 1,495 career kickoff return yards...Averaged 24.1 yards as a kick returner for his career including a 99-yard return for a touchdown...Second in school history with 4,451 all-purpose yards...Majored in sports management.

PERSONAL – Prepped at Thornton Fractional South (Lansing, Ill.) HS, where he was a two-time all-state selection by the Chicago Tribune and Chicago Sun-Times... Totaled 5,565 yards in his career and scored 88 touchdowns, with 27 100-yard games and 11 of over 200...Racked up 2,365 yards and 38 TDs as a senior and was named the Champaign News-Gazette Player of the Year...A native of Lynwood, Ill., Charles Pierre Thomas, Jr. was born Dec. 18, 1984 in Chicago.

PIERRE THOMAS




Year	Team	RUSHING							RECEIVING				
		GP	GS	Att	Yds	Avg	Lg	TD	No	Yds	Avg	Lg	TD
2007	New Orleans	12	1	52	252	4.8	24t	1	17	151	8.9	17	1
NFL totals		12	1	52	252	4.8	24t	1	17	151	8.9	17	1

ADDITIONAL STATISTICS: Special Teams Tackles — (2007, 5) **Total: 5;** Special Teams Fumble Recoveries — (2007, 1) **Total: 1;** Two-Point Conversions — (2007, 1) **Total: 1.**

Year	Team	KICKOFF RETURNS				
		No	Yds	Avg	Lg	TD
2007	New Orleans	36	865	24.0	64	0
NFL totals		36	865	24.0	64	0

CAREER HIGHS: Rushes — 20, at Chicago (12/30/07); **Rushing Yards** — 105, at Chicago (12/30/07); **Long Rush** — 24t, vs. Atlanta (10/21/07); **Rushing TDs** — 1, vs. Atlanta (10/21/07); **Receptions** — 12, at Chicago (12/30/07); **Receiving Yards** — 121, at Chicago (12/30/07); **Long Reception** — 17 (2x), last at Chicago (12/30/07); **Receiving TDs** — 1, at Chicago (12/30/07); **Kickoff Returns** — 8, vs. St. Louis (11/11/07); **Kickoff Return Yards** — 233, vs. St. Louis (11/11/07); **Long Kickoff Return** — 64, vs. St. Louis (11/11/07); **Kickoff Returned for TD** — 0; **Special Teams Tackles** — 1 (5x), last vs. Arizona (12/16/07).



Jonathan VILMA

51

HEIGHT: 6-1 WEIGHT: 230
 COLLEGE: MIAMI (FLA.)
 JOINED SAINTS: TR-08 (NYJ)
 NFL EXPERIENCE: 5
 BIRTHDATE: 4/16/82

LB

NFL CAREER – Acquired via trade from the New York Jets, Vilma brings a unique blend of youth and experience to the middle of the Saints defense. The 12th overall selection in the 2004 NFL Draft has earned a reputation as one of the top young linebackers in the league, earning Defensive Rookie of the Year honors in 2004 and selected to play in the Pro Bowl the following season. He will return to his natural middle linebacker position with the Saints after spending the past two seasons working in a 3-4 defensive scheme in New York. Vilma burst onto the NFL landscape with a dominating rookie season in 2004, taking over a starting spot in the Jets' linebacker corps in the third game of the season and recording 118 tackles with a pair of sacks and three interceptions, one of which he returned for a touchdown. His breakthrough season was 2005, as he led the league with 187 tackles and also forced four fumbles, en route to earning a Pro Bowl berth. Through four seasons in the league, Vilma has recorded 460 tackles (312 solo), six interceptions, 2.5 sacks, six forced fumbles, three fumble recoveries and 14 pass defenses, starting 53 of the 55 regular season games he has played in. He has also started three postseason contests in his career, recording 30 tackles and a sack.

HONORS – 2005: Pro Bowl; **2004:** Associated Press NFL Defensive Rookie of the Year; *Football Digest* Defensive Rookie of the Year; Pro Football Writers of America All-Rookie Team; AFC Defensive Rookie of the Month (November).

CAREER TRANSACTIONS – Acquired by the Saints from New York Jets for a fourth-round selection in 2008 NFL Draft, 2/29/08; Placed on Injured Reserve, 10/27/07; Selected in the first round by the Jets (12th overall) in the 2004 NFL Draft.

2007 – Selected as a defensive captain by Jets teammates, he started seven games and made 39 tackles along with an interception and two pass defenses before suffering a knee injury that landed him on injured reserve...Led team with nine tackles at Buffalo, Sept. 30...Picked off an Eli Manning pass at New York Giants, Oct. 7...Notched four solo tackles and a pair of pass defenses Oct. 14 vs. Philadelphia...Placed on injured reserve with a knee injury, Oct. 27. **2006** – Started all 16 games at inside linebacker, recording 116 tackles, an interception and four pass defenses...Led team in tackles with 12 in victory at Tennessee, Sept. 10...Had 10 tackles and returned a recovered fumble 12 yards Sept. 24 at Buffalo...Led team with 11 tackles and notched two pass defenses and an inter-

ception in win vs. Detroit, Oct. 22...Forced a fumble and added nine tackles at Miami on Christmas night. **2005** – Earned Pro Bowl berth as he led the NFL with 187 tackles (143 solo), intercepted a pass, forced four fumbles, recovered a fumble and had four pass defenses...In Oct. 9 win vs. Tampa Bay, led the team with 14 tackles (11 solo) and a forced fumble...Made nine stops (seven solo) and notched a pass defense and his first INT of season at Atlanta, Oct. 24...Registered a career-high 18 tackles (14 solo), along with two pass defenses and a forced fumble Nov. 20 at Denver...Notched a team-best 14 tackles and forced a fumble at New England, Dec. 4...His 17 tackles led the team for the fourth consecutive week vs. the Patriots, Dec. 26. **2004** – Named NFL Defensive Rookie of the Year as he notched 118 tackles, two sacks, three interceptions, four pass defenses, a forced fumble and a fumble recovery...Made his first career start at Miami Oct. 3, tying for the team-high with seven tackles...Recorded his first career interception against San Francisco, Oct. 17, with 1:44 left to play in to seal the victory...Recorded seven tackles, two pass defenses and returned an interception 38 yards for a touchdown in finale at St. Louis...Started first postseason game and led the team with 12 tackles and a sack in the Wild Card victory at San Diego...Notched a team-high 17 tackles in the Divisional Playoff loss at Pittsburgh.

COLLEGE – Played in 47 games for Hurricanes, starting 37, and recorded 371 tackles (234 solo), three sacks, 30 tackles for loss, seven fumble recoveries, four forced fumbles, an interception and 12 pass defenses...Three-time Academic All-Big East Conference and two-time Butkus Award nominee (semi-finalist in 2002 and finalist in 2003)...Selected first-team All-America by The NFL Draft Report, American Football Coaches Association and Walter Camp. Also named CoSIDA Academic All-American and added first-team All-Big East Conference and Academic All-Big East honors as senior... Unanimous All-Big East Conference and Academic All-Big East choice as junior...Named University of Miami's Scholar-Athlete of the Year for 2002-03...All-Big East Conference and Academic All-Big East choice as a sophomore...Majored in Finance.

PERSONAL – Three-year letter-winner and two-year captain at Coral Gables (Fla.) HS, where he had 138 tackles and 11 sacks as a senior, and was a *Miami Herald* Class 5A-6A All-Dade selection...Honored as a Hometown Hero and 2006 National United Way spokesman for the NFL's Lend a Hand campaign at the United Way Gridiron Gala...Hosts a financial conference for NFL players called "Jonathan Vilma's Financial 51" to help players manage their money...Named a Board Member of the National Football Foundation's "Play It Smart" program, an educational program designed to use football as a vehicle to foster the academic, personal and career development of at-risk student athletes...Master of Ceremonies for the Children's Brain Tumor Foundation 5th Annual Dream and Promise Awards Benefit in New York in May 2007 that raised over \$750,000...Has given talks to numerous schools about success on the field and in the classroom, and the importance of a healthy lifestyle...Represented the Miami-Dade County Community Foundation and Jonathan Vilma Charitable Fund on an episode of Wheel of Fortune, which aired on Sept. 6, 2006...Has his own website, www.jonvilma.com.

JONATHAN VILMA



Year	Team	TACKLES						INTERCEPTIONS					FUMBLES			
		GP	GS	Tot	Solo	Asst	Sk	Yds	No	Yds	Lg	TD	PD	FF	FR	Yds
2004	NY Jets	16	14	118	75	43	2.0	13.0	3	58	38t	1	4	1	1	0
2005	NY Jets	16	16	187	143	44	0.5	4.0	1	1	1	0	4	4	1	4
2006	NY Jets	16	16	116	68	48	0.0	0.0	1	0	0	0	4	1	1	12
2007	NY Jets	7	7	39	26	13	0.0	0.0	1	1	1	0	2	0	0	0
NFL totals		55	53	460	312	148	2.5	17.0	6	60	38t	1	14	6	3	16

ADDITIONAL STATISTICS: Special Teams Tackles — (2004, 8); Total: 8

CAREER HIGHS: Tackles — 18, at Denver (11/20/05); Sacks — 1 (2x), last vs. New England (12/26/04); Interceptions — 1 (6x), last at NY Giants (10/7/07); Passes Defensed — 2 (4x), last vs. Philadelphia (10/14/07); Forced Fumbles — 1 (6x), last at Miami (12/25/06); Fumble Recoveries — 1 (3x), last at Buffalo (9/24/06).

POSTSEASON

Year	Team	TACKLES						INTERCEPTIONS					FUMBLES			
		GP	GS	Tot	Solo	Asst	Sk	Yds	No	Yds	Lg	TD	PD	FF	FR	Yds
2004	NY Jets	2	2	30	16	14	1.0	5.0	0	0	0	0	0	0	0	0
2006	NY Jets	1	1	6	4	2	0.0	0.0	0	0	0	0	0	0	0	0
NFL Totals		3	3	36	20	16	1.0	5.0	0	0	0	0	0	0	0	0

POSTSEASON CAREER HIGHS: Tackles — 17, at Pittsburgh (1/15/05); Sacks — 1, at San Diego (1/8/05); Interceptions — 0; Passes Defensed — 0; Forced Fumbles — 0; Fumble Recoveries — 0.



Steve
WEATHERFORD **7**

HEIGHT: 6-3 WEIGHT: 215

COLLEGE: ILLINOIS

JOINED SAINTS: FA-06

NFL EXPERIENCE: 3

BORN: 12/17/82

P

NFL CAREER – Weatherford earned the punter spot in training camp for the second consecutive year since joining the Saints as an undrafted rookie out of Illinois and once again enjoyed a solid season, ranking in the top 15 in the NFL for the a second season with an average of 43.8 yards per punt. Last season also saw Weatherford take on the role of holder for the team's placekickers, handling the chores for the final 15 contests. Through 32 career games, he has averaged 43.8 yards on 140 punts with a net average of 37.4 and a long boot of 61 yards, while placing 39 kicks inside the 20-yard line.

CAREER TRANSACTIONS – Signed three-year contract as undrafted free agent, 5/16/06.

2007 – Punted 63 times for 2,757 yards (43.8 avg.) and placed 20 inside the 20-yard line with only four touchbacks...Served as the holder on field goals and extra points for the final 15 games of the campaign...Opened the season by aver-

aging 48.4 yards on five punts at Indianapolis, Sept. 6, adding a career-best 61-yard kick...Notched a career-best 53.3-yard average in three punts against Tennessee, Sept. 24...Punted twice for an average of 39 yards and downed one of the punts inside the 20 vs. Carolina, Oct. 7. Showed his versatility throughout the game, assuming kickoff duties and gave the Panthers an average starting field position of their own 22-yard line on four kickoffs. Also alertly ran for a first down out of punt formation to avoid a potential blocked kick, gaining five yards on a sprint to the left sideline on 4th-and-4...Matched his career-long punt of 61 yards vs. Philadelphia Dec. 23, a game where he dropped three kicks inside the 20 and averaged 48.5 yards on four punts...Averaged 41.0 yards on five punts but saw a kick of his come back for a touchdown for the first time in his career as Devin Hester brought back a third quarter punt 64 yards to the end zone.

2006 – The lone undrafted rookie to make roster coming out of training camp...Had 77 punts for 3,369 yards (43.8 avg.), with 19 inside 20...Averaged 46.5 yards on four punts vs. Green Bay, Sept. 17...Averaged 40.8 yards on six punts, with three inside 20 vs. Atlanta, Sept. 25...Had a career-high 385 yards on eight punts vs. Tampa Bay, Oct. 8...Had a season-long 59-yard punt at NY Giants, Dec. 24...Pinned four punts inside 20 vs. Carolina, Dec. 31.

2007 GAME BY GAME

PUNTING

Date	Opp.	NO	YDS	AVG	NET	AVG	TB	IN20	LG	BLK
9/6	@ IND	5	242	48.4	213	42.6	0	2	61	0
9/16	@ TB	4	177	44.3	152	38.0	0	0	52	0
9/24	TEN	3	160	53.3	117	39.0	0	2	54	0
10/7	CAR	2	78	39.0	72	36.0	0	1	43	0
10/14	@ SEA	6	259	43.2	196	32.7	2	2	54	0
10/21	ATL	5	194	38.8	157	31.4	0	1	45	0
10/28	@ SF	4	159	39.8	136	34.0	0	2	45	0
11/4	JAX	3	133	44.3	133	44.3	0	2	49	0
11/11	STL	3	129	43.0	109	36.3	1	1	48	0
11/18	@ HOU	3	144	48.0	113	37.7	0	0	55	0
11/25	@ CAR	5	213	42.6	181	36.2	1	2	51	0
12/2	TB	6	257	42.8	248	41.3	0	1	54	0
12/10	@ ATL	3	116	38.7	110	36.7	0	0	41	0
12/16	ARZ	2	97	48.5	71	35.5	0	0	53	0
12/23	PHI	4	194	48.5	193	48.3	0	3	61	0
12/30	@ CHI	5	205	41.0	141	28.2	0	1	50	0
2007 Season		63	2757	43.8	2342	37.2	4	20	61	0

COLLEGE – Played at Illinois from 2002-05, where he had 193 punts for 8,402 yards...Departed with 43.5 avg., the highest in school history...Averaged 42.6 yards as a senior (67 punts for 2,856 yards)...As a junior, averaged 45.4 yards on 57 punts and dropped 23 inside the 20 and was named to the first-team All-Big 10 squad...Saints special teams coordinator Greg McMahon was his special teams coach for his first three seasons in Champaign.

PERSONAL – Attended Terre Haute (Ind.) HS...At Illinois also competed in track in the heptathlon from 2002-04...Majored in kinesiology...Full name: Steven Thomas Weatherford...Born Dec. 17, 1982 in Crown Point, Ind.

STEVE WEATHERFORD



Punting

Year	Team	G	No	Yds	Avg	Ret	Yds	Net	TB	In 20	LG	Blk
2006	New Orleans	16	77	3,369	43.8	40	279	37.5	10	19	59	0
2007	New Orleans	16	63	2,757	43.8	35	335	37.2	4	20	61	0
NFL totals		32	140	6,126	43.8	75	614	37.4	14	39	61	0

ADDITIONAL STATISTICS: Rushing — (2007, 1 att., 5 yds.) **Total: 1 att., 5 yds; Special Teams Tackles** — (2006, 1); (2007, 1) **Total: 2.**

CAREER HIGHS: Punts — 8, vs. Tampa Bay (10/8/06); **Most Yards** — 358, vs. Tampa Bay (10/8/06); **Gross Avg.** — 53.3, vs. Tennessee (9/24/07); **Net Avg.** — 48.3, vs. Philadelphia (12/23/07); **Most Punts Inside the 20** — 4, vs. Carolina (12/31/06); **Long Punt** — 61 (2x), last vs. Philadelphia (12/23/07).

POSTSEASON

Punting

Year	Team	G	No	Yds	Avg	Ret	Yds	Net	TB	In 20	LG	Blk
2006	New Orleans	2	8	315	39.4	4	37	32.3	1	2	47	0
Postseason		2	8	315	39.4	4	37	32.3	1	2	47	0

ADDITIONAL STATISTICS: Rushing — (2006, 1 att., 15 yds.) **Total: 1 att., 15 yds.**

POSTSEASON CAREER HIGHS: Punts — 5, at Chicago (1/21/07); **Most Yards** — 194, at Chicago (1/21/07); **Gross Avg.** — 40.3, vs. Philadelphia (1/13/07); **Net Avg.** — 36.0, vs. Philadelphia (1/13/07); **Most Punts Inside the 20** — 1 (2x), last at Chicago (1/21/07); **Long Punt** — 47, vs. Philadelphia (1/13/07).



Brian YOUNG

66

HEIGHT: 6-2 **WEIGHT:** 298
COLLEGE: TEXAS-EL PASO
JOINED SAINTS: UFA-04 (STL)
NFL EXPERIENCE: 9
BORN: 7/8/77

DT

NFL CAREER – Since signing with the Saints as an unrestricted free agent in 2004, Young has proven to be a sturdy part of the defensive line while starting 55 of the 56 games he has appeared in. Known for his consistency and work ethic, Young has recorded 250 tackles since arriving in New Orleans, along with 11 sacks, a pair of fumble recoveries and a forced fumble. He is coming off a 2007 season that was the first of his career marred by injuries, as he battled through midseason knee surgery before being placed on injured reserve late in the year with pneumonia. Previously, each year with the Saints he had ranked among the top tacklers on the club's defensive front. In 2006, he had 5.5 sacks, his highest total since 2001, and he has eight fumble recoveries in his career. Young, who played for St. Louis from 2000-2003, was re-signed to a three-year contract in the offseason prior to the opening of the free agency period.

CAREER TRANSACTIONS – Re-signed by Saints to three-year contract, 2/29/08; Signed by Saints to a four-year contract (UFA), 3/8/04;

Placed on Injured Reserve, 12/18/07; Re-signed by St. Louis Rams to a one-year contract (RFA), 4/25/03; Signed by St. Louis to three-year contract, 7/7/00; Selected by the St. Louis in fifth round (139th overall) of the 2000 NFL Draft.

2007 – Played in nine games with eight starts, spending four games on the inactive list with a knee injury and one with pneumonia before being placed on injured reserve, Dec. 18...Came back from offseason foot fracture - suffered while preparing for training camp - to be ready for regular season, but served in reserve role in opener at Indianapolis, Sept. 6, the first game since joining the Saints that he did not start...Notched a sack in three-straight games (at Seattle, Oct. 14, vs. Atlanta, Oct. 21 and at San Francisco, Oct. 28) for the first time in his career - and was the first Saints' player to achieve the feat since Will Smith in 2006...Inactive for the next four games with a knee injury...Started two games before contracting pneumonia and being placed on IR for the first time in his career...Ended season with 19 tackles (14 solo), three sacks and a forced fumble.
2006 – Opened all 16 games at defensive tackle, notching 57 stops (30 solo),

2007 GAME BY GAME

Date	Opp.	DEFENSE									
		GP	ST	SOLO	AST	TOT	SACK/YDS	INT/YDS	PD	FF	FR
9/6	@ IND	X		1	0	1	0 0	0 0	0	0	0
9/16	@ TB	X	X	2	1	3	0 0	0 0	0	0	
9/24	TEN	X	X	3	0	3	0 0	0 0	0	0	
10/7	CAR	X	X	2	1	3	0 0	0 0	0	0	
10/14	@ SEA	X	X	4	0	4	1 1	0 0	0	0	
10/21	ATL	X	X	1	0	1	1 6	0 0	0	0	
10/28	@ SF	X	X	1	1	2	1 7	0 0	0	1	
11/4	JAX	Inactive									
11/11	STL	Inactive									
11/18	@ HOU	Inactive									
11/25	@ CAR	Inactive									
12/2	TB	X	X	0	1	1	0 0	0 0	0	0	
12/10	@ ATL	X	X	0	1	1	0 0	0 0	0	0	
12/16	ARZ	Inactive									
12/23	PHI	Injured Reserve, 12/18									
12/30	@ CHI	Injured Reserve, 12/18									
2007 Season		9	8	14	5	19	3 14	0 0	0	1	0

5.5 sacks and a fumble recovery...Sack total was second-best of his career, ranked third on the team and highest since 2001...Tackle total ranked second among defensive linemen...Also started both postseason contests and had eight tackles in NFC Championship at Chicago...At Cleveland, Sept. 10, had five tackles (three solo), a career-high 2.5 sacks and a fumble recovery...Deflected a pass and posted three solo tackles at Pittsburgh, Nov. 12, the 100th NFL game of his career and 40th in New Orleans. **2005** – Started all 16 games at defensive tackle, the first time he posted 16 starts since 2001...Finished first among defensive linemen with 88 tackles (41 solo)...Tackle total was the second highest of his career (102, 2003)...Had a season-high 12 tackles (five solo) vs. Miami, Oct. 30, and equaled that total vs. Carolina, Dec. 18. **2004** – Started 15 games he was active for, inactive with hip injury vs. San Francisco, Sept. 19, that he suffered in opener...Finished second among defensive linemen and fourth on the defense overall with 86 tackles (50 solo). Also had 2.5 sacks and a fumble recovery. **2003** – Started 12 of 16 games and credited with 102 tackles (34 solo), a pair of sacks and deflected four passes...Tied a St. Louis record with five fumble recoveries...Posted 11 stops, a half-sack, a forced fumble and three fumble recoveries vs. Baltimore, Nov. 9. Three fumble recoveries tied NFL single-game

record, shared by many...Notched 16 stops (seven solo), and a half-sack at Chicago, Nov. 16. **2002** – Played in 16 games with three starts...Recorded 65 tackles (31 solo), two sacks, two deflected passes and a fumble recovery. **2001** – Started 16 games and all three postseason contests...Had 78 tackles (42 solo) with 6.5 sacks, an interception, and a forced fumble...Notched first NFL start and had seven tackles, at Philadelphia, Sept. 9...Had first career interception with a 25-yard return vs. Tampa Bay Nov. 26...Recorded seven tackles (three solo) with a pass defense in Super Bowl XXXVI vs. New England, 2/3/02. **2000** – Played in 12 games and had eight tackles (five solo) and five special teams stops.

COLLEGE – All-America third-team, All-Western Athletic Conference first-team selection and Defensive Player of the Year as a senior at Texas-El Paso...Played defensive end final season, and had 121 tackles and eight sacks... All-WAC as junior with 104 tackles and 3.5 sacks...As sophomore was All-WAC second-team with 76 tackles, three sacks and two forced fumbles...Redshirted between freshman and sophomore seasons...Graduated in criminal justice.

PERSONAL – Lettered in football and track at Andress (El Paso, Texas) HS...A regular presence at community events covering a wide range of causes, including working with child cancer patients...Married (Noelle)...Young's wife sang the National Anthem prior to Carolina contest in Baton Rouge in 2005...Full name: James Brian Young...Born July 8, 1977 in Lawton, Okla.

BRIAN YOUNG



Year	Team	GP	GS	Tot	TACKLES			Yds	INTERCEPTIONS			FUMBLES				
					Solo	Asst	Sk		No	Yds	Lg	TD	PD	FF	FR	Yds
2000	St. Louis	12	0	8	5	3	0.0	0.0	0	0	0	2	0	0	0	
2001	St. Louis	16	16	78	42	36	6.5	34.0	1	25	25	0	2	1	0	
2002	St. Louis	16	3	65	31	34	2.0	8.0	0	0	0	2	0	1	0	
2003	St. Louis	16	12	102	34	68	2.0	15.0	0	0	0	4	1	5	21	
2004	New Orleans	15	15	86	50	36	2.5	12.0	0	0	0	0	0	1	0	
2005	New Orleans	16	16	88	41	47	0.0	0.0	0	0	0	0	0	0	0	
2006	New Orleans	16	16	57	30	27	5.5	37.0	0	0	0	1	0	1	0	
2007	New Orleans	9	8	19	14	5	3.0	14.0	0	0	0	0	1	0	0	
NFL totals		116	86	503	247	256	21.5	120.0	1	25	25	0	11	3	8	21
Saints totals		56	55	250	135	115	11.0	63.0	0	0	0	1	1	2	0	

ADDITIONAL STATISTICS: Special Teams Tackles — (2000, 6); (2002, 5); (2003, 2) Total: 13

CAREER HIGHS: Tackles — 16, at Chicago (11/16/03); Sacks — 2.5, at Cleveland (9/10/06); Forced Fumbles — 1 (2x), last at Cleveland (12/8/03); Fumble Recoveries — 3, vs. Baltimore (11/9/03); Interceptions — 1, vs. Tampa Bay (11/26/01); Passes Defensed — 1 (11x), last at Pittsburgh (11/12/06).

POSTSEASON

Year	Team	GP	GS	Tot	TACKLES			Yds	INTERCEPTIONS			FUMBLES			
					Solo	Asst	Sk		No	Yds	Lg	TD	PD	FF	FR
2000	St. Louis	1	0	0	0	0	0.0	0.0	0	0	0	0	0	0	0
2001	St. Louis	3	3	16	6	10	0.0	0.0	0	0	0	2	0	1	0
2003	St. Louis	1	1	9	4	5	2.0	10.0	0	0	0	0	0	0	0
2006	New Orleans	2	2	10	5	5	0.0	0.0	0	0	0	0	0	0	0
Postseason		7	6	35	15	20	2.0	2.0	0	0	0	2	0	1	0

CAREER HIGHS: Tackles — 9 (2x), last at Chicago (1/21/07); Sacks — 2, vs. Carolina (1/10/04); Forced Fumbles — 0; Fumble Recoveries — 1, vs. Philadelphia (1/27/02); Interceptions — 0; Passes Defensed — 1 (2x), last vs. New England (2/3/02).



**Usama
YOUNG**

28

HEIGHT: 6-0 WEIGHT: 200
 COLLEGE: KENT STATE
 JOINED SAINTS: D3A-07
 NFL EXPERIENCE: 2
 BORN: 5/8/85

CB

NFL CAREER – Bringing speed, athleticism and youth to the secondary, Young proved his worth to the Saints immediately by leading the team in special teams tackles as a rookie and also providing depth at cornerback. The first of the club's two third-round picks in 2007, he made 20 stops in kick coverage and added 10 more as a reserve defensive back, playing in 14 games on the year.

CAREER TRANSACTIONS – Signed to a three-year contract, 6/11/07; Selected in the third round (66th overall) in the 2006 NFL Draft.

2007 – Played in 14 games, contributing primarily on special teams...Paced club with 20 special teams tackles and added 10 stops on defense, along with two pass defenses...In NFL debut at Indianapolis, Sept. 6, had two special teams stops...Had career-high three tackles on defense vs. Atlanta, Oct. 21 and Dec. 23 vs. Philadelphia – where he added a season-best three special teams stops... Inactive Nov. 11 vs. St. Louis and Nov. 18 at Houston with hamstring injury.

COLLEGE – Health and Physical Education major...Opened 37 of 45 career games at Kent State, posting 198 tackles, three forced fumbles, two fumble recoveries, nine interceptions and a blocked kick...Second-team All-Mid American Conference pick with 60 tackles, two interceptions, three forced fumbles and a blocked punt as a senior in 2006.

PERSONAL – Attended Largo (Md.) HS, named second-team all-state as a senior after recording 65 tackles and five interceptions...Earned four letters in track and three each in football and baseball...First name is pronounced oo-SOMM-uh...Resides in Largo, Md.


USAMAYOUNG




Year	Team	GP	GS	Tot	TACKLES			Yds	INTERCEPTIONS					FUMBLES		
					Solo	Asst	Sk		No	Yds	Lg	TD	PD	FF	FR	Yds
2007	New Orleans	14	0	10	9	1	0.0	0.0	0	0	0	0	2	0	0	0
NFL totals		14	0	10	9	1	0.0	0.0	0	0	0	0	2	0	0	0

ADDITIONAL STATISTICS: Special Teams Tackles – (2007, 20) Total: 20

CAREER HIGHS: Tackles — 3 (2x), last vs. Philadelphia (12/23/07); Sacks — 0; Interceptions — 0; Passes Defensed — 1 (2x), last at Seattle (10/14/07); Forced Fumbles — 0; Fumble Recoveries — 0; Special Teams Tackles — 3, vs. Philadelphia (12/23/07).





**Sedrick
ELLIS**

98

HEIGHT: 6-1 WEIGHT: 307
COLLEGE: SOUTHERN CALIFORNIA
DRAFTED: 1ST ROUND (7TH OVERALL)
BORN: 7/9/85

DT

COLLEGE CAREER – A three-year starter at defensive tackle for USC, the Saints traded up with the New England Patriots from 10th to seventh overall to select Ellis, considered one of the top defensive players available in the NFL Draft. A first-team All-American and the Pac-10 Defensive Player of the Year as a senior, in 48 career games he started 36 and posted 144 tackles (74 solo), 17.5 sacks and 28.5 stops behind the line of scrimmage for minus-158 yards. He also deflected 13 passes, blocked a kick, forced a pair of fumbles and recovered four. Ellis was recruited to Southern California and coached for his freshman and sophomore seasons by Saints' defensive line coach Ed Orgeron. He is the 16th player drafted by the club from USC – more than any other school – and the second No. 1 pick, following RB Reggie Bush in 2006.

2007 – A unanimous first-team All-American selection, and recipient of the Pat Tillman Pac-10 Conference Defensive Player of the Year Award...Also won the Morris Trophy – presented to the conference's premier lineman – for the second-consecutive year...Started all thirteen games at nose guard, leading a unit that ranked fourth in the nation vs. the run, second in total defense and second in scoring defense...Recorded a career-high 58 tackles (29 solo)...Also registered career-highs while ranking second on the squad with 8.5 sacks and 12.5 stops for losses totaling 75 yards...Added a pair of fumble recoveries and deflected seven passes. **2006** – All Pac-10 first-team choice and recipient of Morris Trophy...Recorded 34 tackles (17 solo), 4.5 sacks and eight stops for losses...Recovered two fumbles, forced one and blocked a kick...Had six tackles, including two for losses, a pass defense and a sack vs. Michigan in the Rose Bowl. **2005** – All-Pac 10 honorable mention after starting all 13 games at nose guard...Posted 50 stops, 4.5 sacks, a forced fumble and three pass defenses...Had nine tackles and a sack vs. Notre Dame. **2004** – Served primarily as a reserve, playing in 11 contests. **2003** – Granted a medical hardship and redshirted following an early-season left ankle injury.

PERSONAL – Sociology major...Attended Chino (Calif.) HS, where he earned All-State and Prep All-American honors as a senior offensive and defensive lineman...Also competed on the school's track team.




SEDRICK ELLIS



Year	Team	TACKLES							INTERCEPTIONS					FUMBLES			
		GP	GS	Tot	Solo	Asst	Sk	Yds	No	Yds	Lg	TD	PD	FF	FR	Yds	
2003	Southern Cal	1	0	0	0	0	0.0	0.0	0	0	0	0	0	0	0	0	0
2004	Southern Cal	11	0	2	0	2	0.0	0.0	0	0	0	0	0	0	0	0	
2005	Southern Cal	13	13	50	28	22	4.5	26.0	0	0	0	0	3	1	0	0	
2006	Southern Cal	10	10	34	17	17	4.5	37.0	0	0	0	0	3	1	2	0	
2007	Southern Cal	13	13	58	29	29	8.5	67.0	0	0	0	0	7	0	2	0	
Career totals		48	36	144	74	70	17.5	130.0	0	0	0	0	13	2	4	0	

ADDITIONAL STATISTICS: Blocked Field Goal — (2006, 1) **Total: 1**

CAREER HIGHS: Tackles — 12, at Oregon (10/27/07); Sacks — 3, vs. Stanford (10/6/07); Forced Fumbles — 1 (2x), last at Arkansas (9/2/06); Fumble Recoveries — 1 (4x), last vs. Arizona (10/13/07); Interceptions — 0; Passes Defensed — 2 (2x), last at Nebraska (9/15/07).



**Tracy
PORTER**

22

HEIGHT: 5-11 WEIGHT: 186
COLLEGE: INDIANA
DRAFTED: 2ND ROUND (40TH OVERALL)
BORN: 8/11/86

CB

COLLEGE CAREER – A standout cornerback and four-year starter who is a Louisiana native, Porter is the only player in Indiana history to return a punt, interception and fumble for a touchdown in his career. He had 16 interceptions in his career – including six as a senior – for a school-record 413 yards in returns and a touchdown. Porter grew up in Port Allen, La., and in 2007 was a first-team All-Big Ten selection. He started 43 games in his career, 29 at right cornerback, 13 on the left and one at strong safety. Porter posted 212 tackles (175 solo) while with the Hoosiers, 24 pass defenses, two forced fumbles and four fumble recoveries for 147 yards in returns, including a 76-yard touchdown. He was also an excellent special teams performer, blocking a kick and returning 35 punts for 477 yards (13.6-avg.) and an 86-yard TD.

2007 – All-Big Ten first-team selection...Started every game, ranking second in the league and tied for 18th in the nation with six interceptions for 137 yards in returns...Made a career-high 83 tackles (63 solo) with a 9-yard sack and 5.5 stops for losses of 18 yards...Recovered two fumbles, returning one 76 yards for a touchdown...Deflected four passes and ranked tied for third in the Big 10 with 254 yards on 23 punt returns (11.0 avg.)...Had a 71-yard punt return vs. Minnesota, the longest in the Big 10 in 2007. **2006** – Earned All-Big Ten second-team honors...Finished fourth in the conference with four interceptions for 53 yards in returns and added eight pass defenses...Caused and recovered a fumble that he returned 71 yards vs. Purdue, and added an interception, three punt

returns for 31 yards and four tackles...Returned 12 punts for 223 yards (18.6 avg.) and a touchdown, which would have led the nation but he was two returns below the total needed to qualify...Also blocked a kick and had a 27-yard kickoff return...Opened season with an 86-yard touchdown return of a punt vs. Western Michigan. **2005** – Started all 11 games, playing RCB for the first 10 games before moving to strong safety vs. Purdue...Ranked sixth on the team with 48 tackles and had one forced fumble and a fumble recovery...Had three interceptions for 108 yards in returns and six pass defenses...Had a 63-yard INT return vs. Ohio State. **2004** – Big Ten All-Freshman choice by The Sporting News...Recorded 29 stops, six pass defenses and three interceptions for 115 yards and a touchdown...In first collegiate game, had two interceptions, including 96-yard touchdown return, the third-longest in school history, vs. Central Michigan.

PERSONAL – Attended Port Allen (La.) HS, where he played only two seasons of football, but was first-team all-district as a senior...Second-team all-district as a junior despite missing seven games with a right forearm fracture...Played quarterback, running back and wide receiver on offense and cornerback on defense, where he had 11 interceptions with two TD returns as a senior...Averaged 47 yards per kickoff return and 28 yards per punt return in his final season...Also a prep standout in basketball and track...General Studies major...Full name: Tracy O'Neal Porter.




TRACYPORTER



Year	Team	GP	GS	TACKLES			Yds	INTERCEPTIONS				FUMBLES				
				Tot	Solo	Asst		Sk	No	Yds	Lg	TD	PD	FF	FR	Yds
2004	Indiana	7	7	22	19	3	0.0	3	115	96t	1	6	0	0	0	
2005	Indiana	11	11	48	42	6	0.0	3	108	63	0	6	1	1	0	
2006	Indiana	12	12	59	51	8	0.0	4	53	22	0	8	1	1	71	
2007	Indiana	13	13	83	63	20	1.0	9.0	6	137	49	0	4	0	2	76
Career totals		43	43	212	175	37	1.0	9.0	16	413	96t	1	24	2	4	147

Year	Team	KICKOFF RETURNS				PUNT RETURNS					
		No	Yds	Avg	Lg	TD	No	Yds	Avg	Lg	TD
2006	Indiana	1	27	27.0	27	0	12	223	18.6	86t	1
2007	Indiana	0	0	0.0	0	0	23	254	11.0	71	0
Career totals		1	27	27.0	27	0	35	477	13.6	86t	1

CAREER HIGHS: Tackles — 10, vs. Wisconsin (9/30/06); Sacks — 1, at Iowa (9/29/07); Interceptions — 2 (4x), last at Northwestern (11/10/07); Int. Ret for TD — 1, vs. Central Michigan (9/4/04); Passes Defensed — 2 (4x), last vs. Penn State (10/20/07); Forced Fumbles — 1 (2x), last vs. Michigan State (10/28/06); Fumble Recoveries — 1 (4x), last at Michigan State (10/13/07); Fumble Ret for TD — 1, at Michigan State (10/13/07); Punt Returns — 4, vs. Purdue (11/17/07); Punt Return Yards — 86, vs. Western Michigan (9/2/06); Long Punt Return — 86t, vs. Western Michigan (9/2/06); Punt Return for TD — 1, vs. Western Michigan (9/2/06).



DeMario PRESSLEY 90

HEIGHT: 6-3 WEIGHT: 301
COLLEGE: NORTH CAROLINA STATE
DRAFTED: 5TH ROUND (144TH OVERALL)
BORN: 11/3/85

DT

COLLEGE CAREER – The Saints nabbed their second highly-regarded young defensive tackle in the 2008 NFL Draft by selecting Pressley in the fifth-round. He opened 31 of 42 games during his career at North Carolina State, including 21 at right defensive tackle, seven at left tackle and three at left end. He posted career totals of 145 tackles (94 solo), 4.5 sacks, 21 stops for losses, two forced fumbles, a pair of interceptions and a fumble recovery.

2007 – Opened seven of 10 games at left defensive tackle, and recorded 41 tackles (28 solo) with 1.5 sacks and seven stops for losses...Also broke up one pass and intercepted two others. **2006** – Second-team All-ACC choice...Started eleven games...Lined up at right defensive tackle in nine contests and started two at left defensive end...Recorded 46 tackles (30 solo) with two sacks, seven stops for losses of 18 yards and two pressures...Caused one fumble and deflected a pass. **2005** – Named the team's Most Dependable Defensive Lineman, in addition to picking up Academic All-Atlantic Coast Conference honors...Started all 12 games at right defensive tackle, recording 43 tackles (27 solos) with a sack, six stops for losses and four pressures...Caused and recovered a fumble. **2004** – Only true freshman on defense to start a game, lining up at left defensive end vs. Maryland...Recorded 15 tackles (9 solos) in 11 games.

PERSONAL – Graduated in December, 2007 with a degree in sports management...Attended Dudley (Greensboro, N.C.) HS...Parade All-American and first-team All-USA Today selection...Had 28 sacks over his final two prep seasons...Also played center for basketball team and competed in track & field, throwing the shot put.



DeMARIOPRESSLEY



Year	Team	GP	GS	TACKLES			Yds	INTERCEPTIONS				FUMBLES				
				Tot	Solo	Asst		Sk	No	Yds	Lg	TD	PD	FF	FR	Yds
2004	N.C. State	11	1	15	9	6	0.0	0	0	0	0	0	0	0	0	
2005	N.C. State	12	12	43	27	16	1.0	5.0	0	0	0	0	1	1	0	
2006	N.C. State	11	11	46	30	16	2.0	9.0	0	0	0	0	1	1	0	
2007	N.C. State	10	7	41	28	13	1.5	10.0	2	3	3	0	1	0	0	
Career totals		44	31	145	94	51	4.5	24.0	2	3	3	0	3	2	1	0

CAREER HIGHS: Tackles — 8, vs. Boston College (9/23/06); Sacks — 1 (4x), last at East Carolina (10/20/07); Forced Fumbles — 1 (2x), last vs. Akron (9/9/06); Interceptions — 1 (2x), last vs. North Carolina (11/10/07); Passes Defensed — 1 (3x), last vs. Virginia (10/27/07).



**Carl
NICKS**

77


HEIGHT: 6-5 WEIGHT: 343
COLLEGE: NEBRASKA
DRAFTED: 5TH ROUND (164TH OVERALL)
BORN: 3/5/83

G/T

COLLEGE CAREER – Nicks played in 23 games at Nebraska, starting 13 contests, including 11 at left tackle in 2007 and two at right tackle in 2006. During his two seasons with the Cornhuskers, he allowed just one sack. As a senior, he was named second-team All-Big 12 while registering 76 knockdown blocks. Nicks opened his college career at New Mexico State in 2003, where he appeared in five games as a reserve defensive tackle, before spending a year at Hartnell Junior College, where he played offensive tackle. He enrolled at Nebraska in 2006.

2007 – Started 11 games at LT and allowed just one sack on 481 pass plays, and only called for one penalty on a total of 898 downs played...All-Big 12 second-team selection...Graded 83.4 percent for blocking consistency. **2006** – Appeared in all 11 games, serving as top backup at RT, started final two games, including conference championship game...also played special teams. **2005** – Attended Hartnell (Salinas, Calif.) JC, earning first-team All-California accolades. **2004** – ineligible. **2003** – Played as a reserve defensive tackle as a true freshman at New Mexico State...Recorded three tackles and recovered a fumble.

PERSONAL – Sociology major...He and wife, Bridget, have a daughter (Serena)...Attended Salinas (Calif.) HS, where he was a standout defensive tackle and named Defensive Lineman of the Year in 2002 in his region...While at Hartnell Junior College, also competed on the track team in shot put and discus.



**Taylor
MEHLHAFF**

5

HEIGHT: 5-10 WEIGHT: 184
COLLEGE: WISCONSIN
DRAFTED: 6TH ROUND (178TH OVERALL)
BORN: 8/25/85

K

COLLEGE CAREER – A first-team All-American as a senior, Mehlhaff was a three-year starter and had one of the nation's strongest legs throughout his college career. In 2007 he was a semifinalist for the Lou Groza Award - given to the nation's premier placekicker - after scoring a career-high 105 points and connecting on 21 of 25 field goals. But Mehlhaff is also known as a weapon on special teams for his ability to put opposing offenses deep in their own territory with his long kickoffs. In his career, he kicked off 287 times, with 123 resulting in touchbacks. The average return allowed was 19.5 yards and the Badgers never surrendered a return touchdown. Mehlhaff's career totals also include 50-of-65 on field goals (76.9 percent) and 145-of-148 on PATs. His 295 points rank second in school history.

2007 – All-American first-team selection and All-Big Ten first-team choice by the league's coaches...Named the Badgers' Special Teams Player of the Year...Led the team in scoring with a career-high 105 points, the most for a kicker in school history...Made 21-of-25 field goals and 42-of-43 extra point attempts...27 of his 77 kickoffs were for touchbacks, and the other 50 were returned for a 20.7 average...Earned team's Player of the Game honors four times. **2006** – Second-team All-Big Ten selection by the league's coaches...Semifinalist for the Lou Groza Award...Named team's Special Teams Player of the Year...Finished second on the team in scoring with 92 points, the fourth best total in the league...Had 42 of his 76 kickoffs go for touchbacks, with the other 32 kickoffs returned for a 20.7 average...Made 15-of-20 field goals and made all 47 PATs. **2005** – Finished second on the team in scoring with 98 points, making 14-of-20 field goals and 56-of-58 PATs...Recorded four tackles and had 36 touchbacks among his 81 kickoffs, as the opposition returned 45 of those kicks for an 18.9-yard average, having a drive starting point at the 23-yard line. **2004** – Lettered as kickoff specialist as a true freshman...Handled 53 kickoffs with 18 touchbacks and five kicks that went out of bounds...Had 33 kickoffs returned for a 20.1-yard average, giving the opponent a drive starting position at the 22-yard line.

PERSONAL – Attended Aberdeen (S.D.) Central HS, where as a senior he was rated the top prep kicker in the nation...Was an All-State kicker and All-Conference selection at quarterback...Also played strong safety and punter...Lettered four times each in football, hockey and track...Also earned All-State Academic team recognition...Majored in Agricultural Business Management...Resides in Aberdeen, S.D.

TAYLOR MEHLHAFF




		SCORING										
Year	Team	GP	FG	FGA	Pct	Lg	Blk	XP	XPA	Pct	Blk	Points
2004	Wisconsin	12	0	0	0.0	-	0	0	0	0.0	0	0
2005	Wisconsin	13	14	20	70.0	46	0	56	58	96.6	0	98
2006	Wisconsin	13	15	20	75.0	52	0	47	47	100.0	0	92
2007	Wisconsin	13	21	25	84.0	51	0	42	43	97.7	0	105
Career totals		51	50	65	76.9	52	0	145	148	98.0	0	295

		FIELD GOALS									
Year	Team	1-19	Pct	20-29	Pct	30-39	Pct	40-49	Pct	50+	Pct
2005	Wisconsin	1/1	100.0	6/6	100.0	3/4	75.0	4/6	66.7	0/3	0.0
2006	Wisconsin	0/0	0.0	6/6	100.0	4/5	80.0	3/6	50.0	2/3	66.7
2007	Wisconsin	1/1	100.0	10/10	100.0	5/7	71.4	4/6	66.7	1/1	100.0
Career totals		2/2	100.0	22/22	100.0	12/16	75.0	11/18	61.1	3/7	42.9

ADDITIONAL STATISTICS: Special Teams Tackles — (2004, 2); (2005, 4); (2006, 1); (2007, 1) **Total: 8;** Touchbacks — (2004, 18); (2005, 36); (2006, 42); (2007, 50) **Total: 123.**

CAREER HIGHS: FG Made — 3 (5x), last vs. Michigan (11/10/07); FG Attempts — 4, at Minnesota (11/17/07); Longest FG — 52, vs. Arkansas (1/1/07); PAT Made — 8 (2x), last vs. Temple (9/10/05); PAT Attempted — 9, vs. Temple (9/10/05); Points — 14, vs. Northern Illinois (10/20/07); Touchbacks — 5 (5x), last vs. Minnesota (10/14/06).



Adrian ARRINGTON 87

HEIGHT: 6-3 WEIGHT: 192
 COLLEGE: MICHIGAN
 DRAFTED: 7TH ROUND (237TH OVERALL)
 BORN: 11/7/85

WR

COLLEGE CAREER – A big, sure-handed target who emerged as a key performer at Michigan last season, the Saints traded back into the draft to select Arrington after initially exhausting all of their picks. The club sent a 2009 sixth-round choice to the Green Bay Packers to pick up the seventh-round pick to nab Arrington. In 35 games with the Wolverines, Arrington started 18 and had 109 receptions for 1,438 yards, with 16 touchdowns.

2007 – Was the recipient of the Desmond Howard Award, given to the team's top receiver...Started started all 13 games at flanker, finishing second on the team with a career-high 67 catches for 882 yards (13.2 avg.) and eight touchdowns...Also completed an 11-yard TD pass off a reverse...Caught a pass in every game, extending his streak to 26-straight contests, and had three games with over 100 yards receiving. **2006** – Played in 13 games, starting four, and finished second on the squad with 40 receptions for 544 yards (13.6 avg.) and eight touchdowns...Scored 48 points and posted a solo tackle in the Wisconsin clash. **2005** – Suffered a right ankle fracture after returning a kickoff 15 yards vs. Northern Illinois in the season opener...Underwent surgery, missing the rest of the season. **2004** – Appeared in eight games as a true freshman, sitting out four contests...Caught a pair of passes for 12 yards.

PERSONAL – Attended Washington (Cedar Rapids, Iowa) HS, where he was named the state's player of the year...During his prep career, caught 100 career passes for 1,547 yards and 23 touchdowns and added 11 interceptions...In basketball, he was rated one of the top players in Iowa and also lettered in track...General Studies major, enrolled in the College of Literature, Science and the Arts...Full name: Adrian Jarrard Arrington...Resides in Cedar Rapids, Iowa.

ADRIAN ARRINGTON




		RECEIVING						
Year	Team	GP	GS	No	Yds	Avg	Lg	TD
2004	Michigan	8	0	2	12	6.0	7	0
2005	Michigan	1	0	0	0	0.0	0	0
2006	Michigan	13	4	40	544	13.6	37	8
2007	Michigan	13	13	67	882	13.2	39	8
Career Totals		35	17	109	1,438	13.2	39	16

ADDITIONAL STATISTICS: Kickoff Returns — 1 for 15 yards in 2005; Passing — 1 of 2 for 11 yards with 1 TD in 2007.

CAREER HIGHS: Receptions: — 9, vs. Florida (1/1/08); Receiving Yards — 153, vs. Florida (1/1/08); Receiving TDs — 2, vs. Florida (1/1/08).

FREE AGENT/UNDRAFTED

14 Todd Blythe, WR
Iowa State (6-5, 214)
NFL Experience: R



Signed by Saints as a rookie free agent, 5/5/08... A four-year starter at Iowa State, setting school records with 176

receptions for 3,096 yards and 31 TDs in 45 career games... Had 52 receptions as a senior, for 779 yards and five touchdowns... As a sophomore, caught 51 passes for exactly 1,000 yards and tied his own school-record with nine TD grabs... Majored in liberal studies... Caught 150 passes for 2,222 yards with 25 touchdowns in his prep career at Indianola (Iowa) HS... Born March 31, 1985 in Ames, Iowa.


75 Tim Duckworth, G
Auburn (6-4, 318)
NFL Experience: 1



Initially signed by New Orleans 8/2/07 and played in preseason before being waived at the end of camp... Re-signed by Saints

9/2/07 and spent season on practice squad... Two-year starter at RG at Auburn who made adjustment to OL after beginning career as a DT... Second-team All-SEC in 2005-06... 12 tackles and two sacks as a freshman defensive lineman in 2003... Two-way lineman at Taylorsville (Miss.) HS and four-year starter... Born Sept. 14, 1982.


40 Kevin Dudley, FB
Michigan (6-0, 238)
NFL Experience: 1



Signed by Saints as a free agent, 1/29/07... Was on the Saints' practice squad for all of the 2007 season after participating in training

camp... Spent much of 2005-2006 on practice squad of Atlanta, with limited stints on active roster... Played in one game in '05 and one in '06 for Atlanta after originally signing as an undrafted rookie free agent 4/26/05... At Michigan created holes for four 1,000-yard rushers during his career... Earned three letters at Franklin County (Brookville, Ind.) HS where he rushed for 3,296 yards on 525 carries with 45 touchdowns... Born Jan. 2, 1982.

56 Jo-Lonn Dunbar, LB
Boston College (6-0, 226)
NFL Experience: R




Signed, 4/30/08... Two-year starter and captain for Eagles, notched 269 career tackles with 2.5 sacks and a pair of

interceptions over 46-game career... As a junior tied an NCAA Division I-A record when he returned two fumbles for TDs in the same game... All-state running back and also played linebacker at Thomas J. Corcoran (Syracuse, N.Y.) HS... Born March 13, 1985.

FREE AGENT/UNDRAFTED

32 Greg Fassitt, CB
Grambling State (5-11, 186)
NFL Experience: 1



Signed by Saints as a free agent, 1/18/08... Came into NFL as an undrafted free agent signed by Chicago Bears in 2007, spending

entire year on practice squad... At Grambling was a second-team All-SWAC honoree during his final two seasons... Played in 32 games in his college career, tallying 110 tackles and seven interceptions... Graduated with a degree in Criminal Justice... A prep standout at New Orleans' Kennedy HS... Born April 4, 1985.


97 Jeremy Geathers, DE
UNLV (6-2, 245)
NFL Experience: R



Signed, 5/5/08... A two-year starter at UNLV, leading the Rebels in sacks both seasons after transferring in from

Butler (Kan.) Community College, tallying 11 sacks among his 72 tackles in 23 games... Played one season at Butler before heading to Las Vegas... Prepped at Andrews (S.C.) HS... Will wear the same uniform number as his father, Jumpy Geathers, who played six of his 13 NFL seasons with the Saints from 1984-89 and recorded 26 sacks for Saints... Jeremy James Geathers was born June 19, 1986 in New Orleans.


30 Lynell Hamilton, RB
San Diego State (6-0, 235)
NFL Experience: R



Signed, 5/5/08... Promising college career limited by knee and ankle injuries... With Aztecs had 2,052 rushing yards on 480 carries for 14

TDs and caught 57 passes for 360 yards and three TDs... Held to just 56 carries for 146 yards in his final two seasons as he battled knee problems after running for 819 yards and nine touchdowns as a redshirt sophomore in 2005, returning from a broken ankle that he suffered as a freshman in 2003... First-team freshman All-American in 2003 and Mountain West Conference Freshman of the Year, gaining 1,087 yards on 234 carries in just 10 games... Majored in sociology at SDSU... Prepped at Edison (Stockton, Calif.) HS... Born Aug. 5, 1985 in Stockton, Calif.

92 Orien Harris, DT
Miami (Fla.) (6-3, 300)
NFL Experience: 1




First-year pro was signed off the Buffalo Bills' practice squad 12/19/07 and was on the 53-man roster but inactive for the final two

games of 2007... Drafted by Pittsburgh in the fourth round (133rd overall) in 2006 and spent much of his rookie season on Steelers' practice squad before being signed by Cleveland

FREEAGENT/UNDRAFTED

Browns, 12/11/06 and played in two games for Cleveland...Started 34-of-48 games during college career at Miami and had 11 sacks...Majored in Criminology ...Attended Newark (Del.) HS... Brother, Kwame, was All-American offensive tackle at Stanford and plays for the Oakland Raiders... Born June 3, 1983 in Newark, Del.


35 Tuff Harris, S **Montana (6-0, 198)** **NFL Experience: 1**



Signed by Saints as a free agent, 5/28/08 after being waived by Miami Dolphins, 4/24/08...Spent 2007 with Dolphins, signing

as an undrafted free agent, 5/3/07... Waived at the end of training camp and re-signed to practice squad where he would remain until signed to active roster for the final seven weeks... Was inactive for five games, made NFL debut in finale vs. Cincinnati, 12/30/07... Four-year letterman at Montana, playing 53 games with 45 starts... Attended Colstrip (Mont.) HS... Chester David Harris was born Jan. 23, 1983 in St. Xavier, Mont.

52 William Kershaw, LB **Maryland (6-3, 240)** **NFL Experience: 1**



Signed by Saints, 5/28/08...Has had stints with four different teams in two seasons since first entering the NFL

as an undrafted free agent with Kansas City Chiefs, 5/2/06...Has played in three career regular season games...Spent most of 2006 on Chiefs' practice squad before being activated for final regular season game and AFC Wild Card game at Indianapolis... Played in one game for the Chiefs in 2007 before being waived and joining Philadelphia practice squad...Has also had stints with Houston and Denver... Born Dec. 15, 1983.


61 Marquay Love, C **Houston (6-0, 307)** **NFL Experience: 1**



Signed by Saints, 6/2/08 after tryout during minicamp...Waived by Miami early in 2008, and at the end of training camp in 2007...

Played defensive tackle in college and switched to offensive line during camp with Dolphins... Appeared in 43 games with 34 starts at Houston... Attended Crowley (Fort Worth, Texas) HS... Born July 20, 1985 in Fort Worth, Texas.

2 Travis Lulay, QB **Montana State (6-2, 216)** **NFL Experience: 1**




Signed, 5/13/08 following minicamp tryout... First joined NFL as an undrafted free agent when he signed with Seattle 5/1/06...

Went to training camp and released

FREEAGENT/UNDRAFTED

...Re-signed with Seattle 1/4/07 and allocated to Berlin Thunder of NFL Europa...Completed 121 of 210 for 1,430 yards with Berlin before suffering a torn labrum in his throwing shoulder that landed him on Seattle's NFL/Injured list for 2007...At Montana State threw for 10,746 yards and 58 TD...Born Sept. 27, 1983.

86 Buck Ortega, TE **Miami (Fla.) (6-4, 250)** **NFL Experience: 1**



Signed to Saints practice squad, 11/27/07... Previously had stints with Miami, Cleveland and Washington... Was on the

Browns' practice squad for the entire 2006 season following going to camp with Washington as an undrafted rookie free agent...Switched positions from quarterback to tight end as a redshirt freshman in 2002...Attended Gulliver Prep (Pinecrest, Fla.)...Born Nov. 22, 1981 in Miami, Fla.

3 Tyler Palko, QB **Pittsburgh (6-1, 215)** **NFL Experience: 1**




First signed by Saints as an undrafted free agent out of the University of Pittsburgh, 4/30/07...Split rookie season

between the team's active roster and practice squad, as he was in uniform but inactive as the third quarterback

for four contests...Saw extensive playing time in three preseason games, completing 27 of 48 passes for 271 yards with one touchdown and four interceptions... Also rushed for 59 yards on nine attempts...Left-handed passer was a three-year starter Pitt, opening 35 games in 41-game career...Recorded 8,343 passing yards and 66 touchdowns, completing 645 of 1,075 attempts with 25 interceptions... Yardage total ranks third in school history, and his 66 touchdown passes trail only Dan Marino's 79...Posted two of the top five years in touchdown passes in school history - 25 as a senior and 24 as a sophomore...Three-year captain twice named second-team All-Big East...Majored in Communication and Rhetoric...Prepped at West Allegheny (Imperial, Pa.) HS, where he was Associated Press Big School Player of the Year in 2001...Full name: Tyler Robert Palko...Born Aug. 9, 1983.

36 Anwar Phillips, CB **Penn State (6-0, 187)** **NFL Experience: 1**



First signed by Saints 5/10/06 and spent 2006 and 2007 on the team's practice squad...All-Big 10 as a senior at Penn State...A


two-year starter at cornerback for the Nittany Lions, opening 27 of 46 career games...Earned degree in labor and industrial relations in December 2005...Attended Northwest (Germantown, Md.) HS... Born Anwar M.S. Phillips on 10/25/82 in St. Petersburg, Fla.

FREEAGENT/UNDRAFTED

69 Marcus Pittman, DE

Troy (6-5, 290)

NFL Experience: R



Signed by Saints 5/13/08 following tryout during a minicamp...


Played for two years at Troy, collecting 42 tackles in 25

games after transferring from Garden City (Kan.) CC...Prepped at Western Harnett (Lillington, N.C.) HS...Born May 10, 1986 in Rocky Mount, N.C.

4 Waylon Prather, P

San Jose State (6-3, 225)

NFL Experience: R




Signed, 5/5/08... After redshirting as a freshman, held the punting job at San Jose State for four seasons, averaging 40.0 yards on 235

punts in 46 games...Majored in kinesiology... Attended San Lorenzo Valley (Felton, Calif.) HS...Born Feb. 16, 1985.

37 David Roach, S

Texas Christian (6-2, 215)

NFL Experience: R



Signed with Saints, 5/5/08... Two-year starter in TCU secondary who started 27 of 46 games, making 169 tackles with three

interceptions and four forced fum-


bles... Attended Abilene (Texas) HS...

Born Aug. 9, 1985 in Abilene, Texas.

13 Carlos Robinson, WR

Grand Rapids CC (6-1, 180)

NFL Experience: R




Signed 5/13/08 after a tryout in minicamp...An all-conference selection at Grand Rapids (Mich.) Community College in his

most recent year of football, where he caught 28 passes for 421 yards in 2004...All-state selection at Ypsilanti (Mich.) HS and also lettered three times in track, recording a 100-meter time of 10.7 seconds... Carlos De'Angelo Robinson was born Dec. 13, 1984 in Chicago.

84 Titus Ryan, WR

Concordia (Ala.) (6-0, 193)

NFL Experience: 1



First signed to Saints practice squad, 9/18/07 before being released with a leg injury, 10/8/07...Re-signed by Saints,

1/7/08...Went to training camp with Kansas City in 2007...Played in 2006 at Concordia College, catching six passes... Ran track at Wallace State (Ala.) Community College in 2004... Played two years at East Central Community College in Decatur, Miss...Born May 19, 1984 in Tuscaloosa, Ala.

FREEAGENT/UNDRAFTED

49 Ryan Senser, LS

Ohio (6-3, 227)

NFL Experience: R



Signed, 5/5/08... Long snapper played in 36 games over three seasons with the Bobcats...


Transferred back to his home state

following a redshirt year at Arizona State...Majored in management and strategic leadership at OU...Was a tight end St. Francis DeSales (Columbus, Ohio) HS...Born July 21, 1984.

33 Lanaiyi Sobomehin, FB

Portland State (6-1, 230)

NFL Experience: R



Signed, 5/8/08...Played in 19 games with eight starts after transferring to Portland State... Was PSU's leading rusher as a

senior, gaining 515 yards on 110 carries with eight TDs...Political science major...Attended Cleveland (Portland, Ore.) HS...Name is pronounced OH-lon-ee-yee Shuh-BO-muh-heen...Born Oct. 11, 1984 in Portland, Ore.

62 Brian Stamper, T

Vanderbilt (6-5, 300)

NFL Experience: R




Signed, 5/19/08...Set a school record with 51 games played and 48 starts at Vanderbilt, all at RT...Played five

years for the Commodores after being granted a medical redshirt despite starting five games in 2006 before being sidelined with a back injury...Graduated with a degree in Human and Organizational Development...Attended Lake Highland Prep (Orlando, Fla.)...Brian Robert Stamper was born Sept. 27, 1984 in Orlando, Fla.

63 Carnell Stewart, G

Louisiana State (6-5, 320)

NFL Experience: R



Signed, 5/14/08... Entering his third year on offense after spending his first two seasons at LSU as a defensive tackle...Moving to

guard at the NFL level after playing tackle for Tigers...Played 22 of his 27 collegiate career games as an offensive lineman, earning all 14 of his starts at right tackle in the Tigers' 2007 run the BCS National

Championship...Majored in communications studies at LSU...Prepped at John Curtis (Metairie, La.) HS...Born Dec. 20, 1983 in New Orleans.

2008 ALPHABETICAL ROSTER

NO.	NAME	POS.	HT.	WT.	BORN	EXP.	COLLEGE	H.S. HOMETOWN
65	ALLEMAN, Andy	G	6-4	310	11/20/83	2	Akron	Greentown, Ohio
87	ARRINGTON, Adrian	WR	6-3	192	11/7/85	R	Michigan	Cedar Rapids, Iowa
24	BARCLAY, Chris	RB	5-10	180	10/15/83	2	Wake Forest	Louisville, Ky.
14	BLYTHE, Todd	WR	6-5	214	3/31/85	R	Iowa State	Indianola, Iowa
9	BREES, Drew	QB	6-0	209	1/15/79	8	Purdue	Austin, Texas
70	BROWN, Jammal	T	6-6	313	3/30/81	4	Oklahoma	Lawton, Okla.
11	BRUNELL, Mark	QB	6-1	217	9/17/70	16	Washington	Santa Maria, Calif.
29	BULLOCKS, Josh	S	6-1	207	2/28/83	4	Nebraska	Chattanooga, Tenn.
25	BUSH, Reggie	RB	6-0	203	3/2/85	3	Southern California	Spring Valley, Calif.
74	BUSHROD, Jermon	T	6-5	315	8/19/84	2	Towson	King George, Va.
45	BUTLER, Jerametrius	CB	5-10	181	11/23/78	8	Kansas State	Dallas, Texas
80	CAMPBELL, Mark	TE	6-6	260	12/6/75	10	Michigan	Clawson, Mich.
71	CLANCY, Kendrick	DT	6-1	305	8/17/78	9	Mississippi	Tuscaloosa, Ala.
12	COLSTON, Marques	WR	6-4	225	6/5/83	3	Hofstra	Harrisburg, Pa.
18	COPPER, Terrance	WR	6-0	207	3/12/82	5	East Carolina	Washington, N.C.
21	CRAFT, Jason	CB	5-10	187	2/13/76	10	Colorado State	Denver, Colo.
42	DAVID, Jason	CB	5-8	180	6/12/82	5	Washington State	Covina, Calif.
75	DUCKWORTH, Tim	G	6-4	318	9/14/82	1	Auburn	Taylorsville, Miss.
40	DUDLEY, Kevin	FB	6-0	238	1/2/82	1	Michigan	Oxford, Ohio
56	DUNBAR, Jo-Lonn	LB	6-0	226	3/31/85	R	Boston College	Syracuse, N.Y.
98	ELLIS, Sedrick	DT	6-1	307	7/9/85	R	Southern California	Chino, Calif.
73	EVANS, Jahri	G	6-4	318	8/22/83	3	Bloomsburg	Philadelphia, Pa.
54	EVANS, Troy	LB	6-3	238	12/3/77	7	Cincinnati	Cincinnati, Ohio
32	FASSITT, Greg	CB	5-11	186	4/4/85	1	Grambling State	New Orleans, La.
55	FUJITA, Scott	LB	6-5	250	4/28/79	7	California	Oxnard, Calif.
20	GAY, Randall	CB	5-11	190	5/5/82	5	Louisiana State	Brusly, La.
97	GEATHERS, Jeremy	DE	6-2	245	6/19/86	R	UNLV	Andrews, S.C.
85	GHENT, Ronnie	TE	6-2	253	1/5/80	2	Louisville	Lakeland, Fla.
31	GLENN, Aaron	CB	5-9	183	7/16/72	15	Texas A&M	Humble, Texas
76	GOODWIN, Jonathan	C/G	6-3	318	12/2/78	7	Michigan	Richland, S.C.
1	GRAMATICA, Martin	K	5-8	170	11/27/75	9	Kansas State	LaBelle, Fla.
94	GRANT, Charles	DE	6-3	285	9/3/78	7	Georgia	Colquitt, Ga.
10	GREEN, Skyler	WR	5-9	190	9/12/84	3	Louisiana State	Avondale, La.
30	HAMILTON, Lynell	RB	6-0	235	8/5/85	R	San Diego State	Stockton, Calif.
41	HARPER, Roman	S	6-1	200	12/11/82	3	Alabama	Prattville, Ala.
92	HARRIS, Orien	DT	6-3	300	6/3/83	1	Miami (Fla.)	Newark, Del.
35	HARRIS, Tuff	S	6-0	198	1/23/83	1	Montana	Colstrip, Mont.
19	HENDERSON, Devery	WR	5-11	200	3/26/82	5	Louisiana State	Opelousas, La.
47	HOUSER, Kevin	LS	6-2	252	8/23/77	9	Ohio State	Westlake, Ohio
82	JOHNSON, Eric	TE	6-3	252	9/15/79	8	Yale	Needham, Mass.
43	KAESVIHARN, Kevin	S	6-1	200	8/29/76	8	Augustana (S.D.)	Lakeville, Minn.
44	KARNEY, Mike	FB	5-11	255	7/6/81	5	Arizona State	Kent, Wash.
52	KERSHAW, William	LB	6-3	240	12/15/83	1	Maryland	Pinehurst, N.C.
96	LAKE, Antwan	DT	6-4	308	7/10/79	6	West Virginia	Cambridge, Md.
68	LEHR, Matt	C/G	6-2	290	4/25/79	8	Virginia Tech	Woodbridge, Va.
61	LOVE, Marquay	C	6-0	307	7/20/85	1	Houston	Fort Worth, Texas
2	LULAY, Travis	QB	6-2	216	9/27/83	1	Montana State	Aumsville, Ore.
26	McALLISTER, Deuce	RB	6-1	232	12/27/78	8	Mississippi	Lena, Miss.
93	McCRAY, Bobby	DE	6-6	260	8/8/81	5	Florida	Homestead, Fla.
34	McKENZIE, Mike	CB	6-0	194	4/26/76	10	Memphis	Miami, Fla.
17	MEACHEM, Robert	WR	6-2	210	9/28/84	2	Tennessee	Tulsa, Okla.
5	MEHLHAFF, Taylor	K	5-10	184	8/25/85	R	Wisconsin	Aberdeen, S.D.
83	MILLER, Billy	TE	6-3	252	4/24/77	9	Southern California	Westlake Village, Calif.
50	MITCHELL, Marvin	LB	6-3	249	10/21/84	2	Tennessee	Norfolk, Va.
16	MOORE, Lance	WR	5-9	190	8/31/83	3	Toledo	Westerville, Ohio
67	NESBIT, Jamar	G	6-4	328	12/17/76	10	South Carolina	Summerville, S.C.
77	NICKS, Carl	T/G	6-5	343	3/5/83	R	Nebraska	Salinas, Calif.
86	ORTEGA, Buck	TE	6-4	250	11/22/81	1	Miami (Fla.)	Miami, Fla.

2008 ALPHABETICAL ROSTER

NO.	NAME	POS.	HT.	WT.	BORN	EXP.	COLLEGE	H.S. HOMETOWN
3	PALKO, Tyler	QB	6-1	215	8/9/83	1	Pittsburgh	Imperial, Pa.
81	PATTEN, David	WR	5-10	190	8/19/74	12	Western Carolina	Columbia, S.C.
36	PHILLIPS, Anwar	CB	6-0	187	10/25/82	1	Penn State	St. Petersburg, Fla.
69	PITTMAN, Marcus	DE	6-5	290	5/10/86	R	Troy	Broadway, N.C.
22	PORTER, Tracy	CB	5-11	186	8/11/86	R	Indiana	Port Allen, La.
4	PRATHER, Waylon	P	6-3	225	2/16/85	R	San Jose State	Ben Lomond, Calif.
90	PRESSLEY, DeMario	DT	6-3	301	11/3/85	R	North Carolina State	Greensboro, N.C.
39	REIS, Chris	S	6-1	215	9/19/83	2	Georgia Tech	Roswell, Ga.
37	ROACH, David	S	6-2	215	8/9/85	R	Texas Christian	Abilene, Texas
13	ROBINSON, Carlos	WR	6-1	180	12/13/84	R	Grand Rapids CC	Ypsilanti, Mich.
84	RYAN, Titus	WR	6-0	193	5/19/84	1	Concordia (Ala.)	Tuscaloosa, Ala.
95	SAVAGE, Josh	DE	6-4	276	9/28/80	3	Utah	Midvale, Utah
49	SENER, Ryan	LS	6-3	227	7/21/84	R	Ohio	Westerville, Ohio
58	SHANLE, Scott	LB	6-2	245	11/23/79	6	Nebraska	St. Edward, Neb.
53	SIMONEAU, Mark	LB	6-0	245	1/16/77	9	Kansas State	Smith Center, Kan.
91	SMITH, Will	DE	6-3	282	7/4/81	5	Ohio State	Utica, N.Y.
33	SOBOMEHIN, Olaniyi	FB	6-1	230	10/11/84	R	Portland State	Portland, Ore.
62	STAMPER, Brian	T	6-5	300	9/27/84	R	Vanderbilt	Windermere, Fla.
27	STECKER, Aaron	RB	5-10	213	11/13/75	9	Western Illinois	Green Bay, Wis.
63	STEWART, Carnell	G	6-5	320	12/20/83	R	Louisiana State	Metairie, La.
78	STINCHCOMB, Jon	T	6-5	315	8/27/79	6	Georgia	Liiburn, Ga.
64	STRIEF, Zach	T	6-7	320	9/22/83	3	Northwestern	Milford, Ohio
99	THOMAS, Hollis	DT	6-0	335	1/10/74	13	Northern Illinois	St. Louis, Mo.
23	THOMAS, Pierre	RB	5-11	215	12/18/84	2	Illinois	Lynwood, Ill.
51	VILMA, Jonathan	LB	6-1	230	4/16/82	5	Miami (Fla.)	Coral Gables, Fla.
7	WEATHERFORD, Steve	P	6-3	215	12/17/82	3	Illinois	Terre Haute, Ind.
66	YOUNG, Brian	DT	6-2	298	7/8/77	9	UTEP	El Paso, Texas
28	YOUNG, Usama	CB	6-0	200	5/8/85	2	Kent State	Largo, Md.

HEAD COACH: SEAN PAYTON (Third season). Assistants: Gary Gibbs (Defensive Coordinator), Doug Marrone (Offensive Coordinator/Offensive Line), Joe Vitt (Assistant Head Coach/Linebackers), Greg McMahon (Special Teams Coordinator), Dennis Allen (Secondary), Adam Bailey (Assistant Strength and Conditioning), Pete Carmichael Jr. (Quarterbacks/Passing Game), Dan Dalrymple (Head Strength and Conditioning), Curtis Johnson (Wide Receivers), Travis Jones (Assistant Defensive Line), Aaron Kromer (Running Backs), Joe Lombardi (Offensive Assistant), Mike Mallory (Assistant Special Teams), Terry Malone (Tight Ends), Tony Oden (Assistant Secondary), Ed Orgeron (Defensive Line), Phill Penn (Strength and Conditioning Assistant), Joe Alley (Coaching Assistant), Mike Cerullo (Coaching Assistant), Carter Sheridan (Coaching Assistant), Adam Zimmer (Coaching Assistant).

2008 NUMERICAL ROSTER

NO.	NAME	POS.	HT.	WT.	AGE	EXP.	COLLEGE	HOW ACQUIRED
1	GRAMATICA, Martin	K	5-8	170	32	9	Kansas State	FA-07
2	LULAY, Travis	QB	6-2	216	24	1	Montana State	FA-08
3	PALKO, Tyler	QB	6-1	215	24	1	Pittsburgh	FA-07
4	PRATHER, Waylon	P	6-3	225	23	R	San Jose State	FA-08
5	MEHLHAFF, Taylor	K	5-10	184	22	R	Wisconsin	D6-08
7	WEATHERFORD, Steve	P	6-3	215	25	3	Illinois	FA-06
9	BREES, Drew	QB	6-0	209	29	8	Purdue	UFA-06 (SD)
10	GREEN, Skyler	WR	5-9	190	23	3	Louisiana State	FA-08
11	BRUNELL, Mark	QB	6-1	217	37	16	Washington	UFA-08 (WAS)
12	COLSTON, Marques	WR	6-4	225	25	3	Hofstra	D7b-06
13	ROBINSON, Carlos	WR	6-1	180	23	R	Grand Rapids CC	FA-08
14	BLYTHE, Todd	WR	6-5	214	23	R	Iowa State	FA-08
16	MOORE, Lance	WR	5-9	190	24	3	Toledo	FA-07
17	MEACHEM, Robert	WR	6-2	210	23	2	Tennessee	D1-07
18	COPPER, Terrance	WR	6-0	207	26	5	East Carolina	WAI-06 (Dal)
19	HENDERSON, Devery	WR	5-11	200	26	5	Louisiana State	D2a-04
20	GAY, Randall	CB	5-11	190	26	5	Louisiana State	UFA-08 (NE)
21	CRAFT, Jason	CB	5-10	187	32	10	Colorado State	TR-04 (Jax)
22	PORTER, Tracy	CB	5-11	186	21	R	Indiana	FA-08
23	THOMAS, Pierre	RB	5-11	215	23	2	Illinois	FA-07
24	BARCLAY, Chris	RB	5-10	180	24	2	Wake Forest	WAI-07 (Ten)
25	BUSH, Reggie	RB	6-0	203	23	3	Southern California	D1-06
26	McALLISTER, Deuce	RB	6-1	232	29	8	Mississippi	D1-01
27	STECKER, Aaron	RB	5-10	213	32	9	Western Illinois	UFA-04 (TB)
28	YOUNG, Usama	CB	6-0	200	23	2	Kent State	D3a-07
29	BULLOCKS, Josh	S	6-1	207	25	4	Nebraska	D2-05
30	HAMILTON, Lynell	RB	6-0	235	22	R	San Diego State	FA-08
31	GLENN, Aaron	CB	5-9	183	35	15	Texas A&M	UFA-08 (Jax)
32	FASSITT, Greg	CB	5-11	186	23	1	Grambling State	FA-08
33	SOBOMEHIN, Olaniyi	FB	6-1	230	23	R	Portland State	FA-08
34	McKENZIE, Mike	CB	6-0	194	32	10	Memphis	TR-04 (GB)
35	HARRIS, Tuff	S	6-0	198	25	1	Montana	FA-08
36	PHILLIPS, Anwar	CB	6-0	187	25	1	Penn State	FA-08
37	ROACH, David	S	6-2	215	22	R	Texas Christian	FA-08
39	REIS, Chris	S	6-1	215	24	2	Georgia Tech	FA-07
40	DUDLEY, Kevin	FB	6-0	238	26	1	Michigan	FA-08
41	HARPER, Roman	S	6-1	200	25	3	Alabama	D2-06
42	DAVID, Jason	CB	5-8	180	25	5	Washington State	RFA-07 (Ind)
43	KAESVIHARN, Kevin	S	6-1	200	31	8	Augustana (S.D.)	UFA-07 (Cin)
44	KARNEY, Mike	FB	5-11	255	26	5	Arizona State	D5b-04
45	BUTLER, Jerametrious	CB	5-10	181	29	8	Kansas State	FA-08
47	HOUSER, Kevin	LS	6-2	252	30	9	Ohio State	D7-00
49	SENER, Ryan	LS	6-3	227	23	R	Ohio	FA-08
50	MITCHELL, Marvin	LB	6-3	249	23	2	Tennessee	FA-07 (D7-07)
51	VILMA, Jonathan	LB	6-1	230	26	5	Miami (Fla.)	TR-08 (NYJ)
52	KERSHAW, William	LB	6-3	240	24	1	Maryland	FA-08
53	SIMONEAU, Mark	LB	6-0	245	31	9	Kansas State	TR-06 (Phi)
54	EVANS, Troy	LB	6-3	238	30	7	Cincinnati	UFA-07 (Hou)
55	FUJITA, Scott	LB	6-5	250	29	7	California	UFA-06 (Dal)
56	DUNBAR, Jo-Lonn	LB	6-0	226	23	R	Boston College	FA-08
58	SHANLE, Scott	LB	6-2	245	28	6	Nebraska	TR-06 (Dal)
61	LOVE, Marquay	C	6-0	307	22	1	Houston	FA-08
62	STAMPER, Brian	T	6-5	300	23	R	Vanderbilt	FA-08
63	STEWART, Carnell	G	6-5	320	24	R	Louisiana State	FA-08
64	STRIEF, Zach	T	6-7	320	24	3	Northwestern	D7a-06
65	ALLEMAN, Andy	G	6-4	310	24	2	Akron	D3b-07
66	YOUNG, Brian	DT	6-2	298	30	9	UTEP	UFA-04 (SIL)
67	NESBIT, Jamar	G	6-4	328	31	10	South Carolina	UFA-04 (Jax)

2008 NUMERICAL ROSTER

NO.	NAME	POS.	HT.	WT.	AGE	EXP.	COLLEGE	HOW ACQUIRED
68	LEHR, Matt	C/G	6-2	290	29	8	Virginia Tech	UFA-08 (TB)
69	PITTMAN, Marcus	DE	6-5	290	22	R	Troy	FA-08
70	BROWN, Jammal	T	6-6	313	27	4	Oklahoma	D1-05
71	CLANCY, Kendrick	DT	6-1	305	29	9	Mississippi	FA-07
73	EVANS, Jahri	G	6-4	318	24	3	Bloomsburg	D4-06
74	BUSHROD, Jermon	T	6-5	315	23	2	Towson	D4b-07
75	DUCKWORTH, Tim	G	6-4	318	25	1	Auburn	FA-08
76	GOODWIN, Jonathan	C/G	6-3	318	29	7	Michigan	UFA-06 (NYJ)
77	NICKS, Carl	T/G	6-5	343	25	R	Nebraska	D5b-08
78	STINCHCOMB, Jon	T	6-5	315	28	6	Georgia	D2-03
80	CAMPBELL, Mark	TE	6-6	260	32	10	Michigan	UFA-06 (Buf)
81	PATTEN, David	WR	5-10	190	33	12	Western Carolina	FA-07
82	JOHNSON, Billy	TE	6-3	252	28	8	Yale	UFA-07 (SF)
83	MILLER, Billy	TE	6-3	252	31	9	Southern California	FA-06
84	RYAN, Titus	WR	6-0	193	24	1	Concordia (Ala.)	FA-08
85	GHEHT, Ronnie	TE	6-2	253	28	2	Louisville	FA-07
86	ORTEGA, Buck	TE	6-4	250	26	1	Miami (Fla.)	FA-08
87	ARRINGTON, Adrian	WR	6-3	192	22	R	Michigan	D7-08
90	PRESSLEY, DeMario	DT	6-3	301	22	R	North Carolina State	D5a-08
91	SMITH, Will	DE	6-3	282	26	5	Ohio State	D1-04
92	HARRIS, Orien	DT	6-3	300	25	1	Miami (Fla.)	FA-07 (Buf-PS)
93	McCRAV, Bobby	DE	6-6	260	26	5	Florida	UFA-08 (Jax)
94	GRANT, Charles	DE	6-3	285	29	7	Georgia	D1b-02
95	SAVAGE, Josh	DE	6-4	276	27	3	Utah	FA-08
96	LAKE, Antwan	DT	6-4	308	28	6	West Virginia	WAI-06 (Atl)
97	GEATHERS, Jeremy	DE	6-2	245	21	R	UNLV	FA-08
98	ELLIS, Sedrick	DT	6-1	307	22	R	Southern California	D1-08
99	THOMAS, Hollis	DT	6-0	335	34	13	Northern Illinois	TR-06 (Phi)

HEAD COACH: SEAN PAYTON (Third season). Assistants: Gary Gibbs (Defensive Coordinator), Doug Marrone (Offensive Coordinator/Offensive Line), Joe Vitt (Assistant Head Coach/Linebackers), Greg McMahon (Special Teams Coordinator), Dennis Allen (Secondary), Adam Bailey (Assistant Strength and Conditioning), Pete Carmichael Jr. (Quarterbacks/Passing Game), Dan Dalrymple (Head Strength and Conditioning), Curtis Johnson (Wide Receivers), Travis Jones (Assistant Defensive Line), Aaron Kromer (Running Backs), Joe Lombardi (Offensive Assistant), Mike Mallory (Assistant Special Teams), Terry Malone (Tight Ends), Tony Oden (Assistant Secondary), Ed Orgeron (Defensive Line), Phill Penn (Strength and Conditioning Assistant), Joe Alley (Coaching Assistant), Mike Cerullo (Coaching Assistant), Carter Sheridan (Coaching Assistant), Adam Zimmer (Coaching Assistant).

HOW THE SAINTS WERE BUILT

2000

DRAFT:
LS Kevin Houser (7)

2001

DRAFT:
RB Deuce McAllister (1)

2002

DRAFT:
DE Charles Grant (1b)

2003

DRAFT:
T Jon Stinchcomb (2)

2004

DRAFT:
DE Will Smith (1)
WR Devery Henderson (2a)
FB Mike Karney (5b)

FREE AGENTS:
G Gamar Nesbit (UFA-Jax)
RB Aaron Stecker (UFA-TB)
DT Brian Young (UFA-StL)

TRADES:
CB Jason Craft – Acquired from Jacksonville for 2004 fifth-round pick.
CB Mike McKenzie – Acquired from Green Bay for 2005 second-round pick and QB J.T. O'Sullivan.

2005

DRAFT:
T Jammal Brown (1)
S Josh Bullocks (2)

2006

DRAFT:
RB Reggie Bush (1)
S Roman Harper (2)
G Jahri Evans (4)
T Zach Strief (7a)
WR Marques Colston (7b)

FREE AGENTS:
QB Drew Brees (UFA-SD)
TE Mark Campbell (UFA-Buf)
LB Scott Fujita (UFA-Dal)
C/G Jonathan Goodwin (UFA-NYJ)
TE Billy Miller (FA)
P Steve Weatherford (FA)

TRADES:
LB Scott Shanle – Acquired from Dallas for 2007 seventh-round pick.
LB Mark Simoneau – Acquired from Philadelphia with 2007 fourth-round pick for WR Donté Stallworth.
DT Hollis Thomas – Acquired from Philadelphia with fourth-round pick for Saints' fourth-round pick.

CLAIMED OFF WAIVERS:
WR Terrance Copper (Claimed off waivers from Dallas, Sept. 4)
DT Antwan Lake (Claimed off waivers from Atlanta, Aug. 25)

2007

DRAFT:
WR Robert Meachem (1)
CB Usama Young (3a)
G Andy Alleman (3b)
T Jermon Bushrod (4b)

FREE AGENTS:
DT Kendrick Clancy (FA)
CB Jason David (RFA-Ind)
K Martin Gramatica (FA)
LB Troy Evans (UFA-Hou)
TE Ronnie Ghent (FA)
DT Orien Harris (FA-Buf PS)
TE Eric Johnson (UFA-SF)
S Kevin Kaesviharn (UFA-Cin)
LB Marvin Mitchell (FA-PS (D7-07))
WR Lance Moore (FA)
QB Tyler Palko (FA-PS)
WR David Patten (FA)
S Chris Reis (FA)
RB Pierre Thomas (FA)

CLAIMED OFF WAIVERS:
RB Chris Barclay (Claimed off waivers from Tennessee, Dec. 24)

2008

DRAFT:
DT Sedrick Ellis (1)
CB Tracy Porter (2)
DT DeMario Pressley (5a)
T/G Carl Nicks (5b)
K Taylor Mehlhaff (6)
WR Adrian Arrington (7)

FREE AGENTS:
WR Todd Blythe (FA)
QB Mark Brunell (UFA-WAS)
CB Jerametrius Butler (FA)
G Tim Duckworth (FA)
FB Kevin Dudley (FA)
LB Jo-Lonn Dunbar (FA)
CB Greg Fassitt (FA)
CB Randall Gay (UFA-NE)
DE Jeremy Geathers (FA)
CB Aaron Glenn (UFA-Jax)
WR Skyler Green (FA)
RB Lynell Hamilton (FA)
S Tuff Harris (FA)
CB William Kershaw (FA)
C/G Matt Lehr (UFA-TB)
QB Travis Lulay (FA)
DE Bobby McCray (UFA-Jax)
TE Buck Ortega (FA)
CB Anwar Phillips (FA)
DT Marcus Pittman (FA)
P Waylon Prather (FA)
S David Roach (FA)
WR Carlos Robinson (FA)
WR Titus Ryan (FA)
LB Luke Sanders (FA)
DE Josh Savage (FA)
LS Ryan Senser (FA)
FB Olaniyi Sobomihin (FA)
T Brian Stamper (FA)
T Carnell Stewart (FA)

TRADES:
LB Jonathan Vilma – Acquired from N.Y. Jets for 2008 fourth-round pick.

2007 NFL SEASON IN REVIEW

2007 NFL Standings

National Football Conference

	NFC East				PTS.	PA
	W	L	T	PCT.		
Dallas	13	3	0	.813	455	325
New York Giants	10	6	0	.625	373	351
Washington	9	7	0	.563	334	310
Philadelphia	8	8	0	.500	336	300

	NFC North				PTS.	PA
	W	L	T	PCT.		
Green Bay	13	3	0	.813	435	291
Minnesota	8	8	0	.500	365	311
Detroit	7	9	0	.438	346	444
Chicago	7	9	0	.438	334	348

	NFC South				PTS.	PA
	W	L	T	PCT.		
Tampa Bay	9	7	0	.563	334	270
Carolina	7	9	0	.438	267	347
New Orleans	7	9	0	.438	379	388
Atlanta	4	12	0	.250	259	414

	NFC West				PTS.	PA
	W	L	T	PCT.		
Seattle	10	6	0	.625	393	291
Arizona	8	8	0	.500	404	399
San Francisco	5	11	0	.313	219	364
St. Louis	3	13	0	.188	263	438

American Football Conference

	AFC East				PTS.	PA
	W	L	T	PCT.		
New England	16	0	0	1.000	589	274
Buffalo	7	9	0	.438	252	354
New York Jets	4	12	0	.250	268	355
Miami	1	15	0	.063	267	437

	AFC North				PTS.	PA
	W	L	T	PCT.		
Pittsburgh	10	6	0	.625	393	269
Cleveland	10	6	0	.625	402	382
Cincinnati	7	9	0	.438	380	385
Baltimore	5	11	0	.313	275	384

	AFC South				PTS.	PA
	W	L	T	PCT.		
Indianapolis	13	3	0	.813	450	262
Jacksonville	11	5	0	.688	411	304
Tennessee	10	6	0	.625	301	297
Houston	8	8	0	.500	379	384

	AFC West				PTS.	PA
	W	L	T	PCT.		
San Diego	11	5	0	.688	412	284
Denver	7	9	0	.438	320	409
Kansas City	4	12	0	.250	226	335
Oakland	4	12	0	.250	283	398

2007 HONORS

2007 Honors

ED BLOCK COURAGE AWARD

In a vote by his teammates, S Roman Harper was honored the 2007 recipient of the Ed Block Courage Award. The honor is awarded to a player from all 32 NFL teams who best exemplifies the principles of sportsmanship and courage. Chosen by his peers, the award is presented to players who conduct themselves as role models in their communities and serve as an inspiration to their teammates. Harper returned from a season-ending knee injury in 2006 to rank among the club's leading tacklers in 2007 and also have four sacks and three interceptions – including one returned for a touchdown.

HOLDING THE LINE

The Saints led the NFL in 2007 by allowing only 16 sacks. While Cincinnati ranked second with 17, it was on an average of one sack per 35 pass plays (34.8; 575 attempts). New Orleans surrendered its 16 on an NFL-high 668 pass plays (652 attempts), an average of one sack per 42 pass plays (41.75). Over the course of 16 games, the Saints allowed one sack fewer than their closest pursuer despite dropping back to pass 112 more times. In 2007, the Saints didn't allow a sack in six games and gave up just one in six other contests. In 2006, New Orleans ranked among the league leaders with 23 sacks allowed. The two-year total of 39 sacks given up is fewer than 11 teams surrendered in 2007 alone.

NFC OFFENSIVE PLAYER OF THE WEEK

WEEK EIGHT: QB Drew Brees New Orleans Saints 31, San Francisco 49ers 10 @ Monster Park, Oct. 28, 2007 31 of 39 for 335 yards, 4 TDs, 136.8 rating.

NFC OFFENSIVE PLAYER OF THE WEEK

WEEK 15: QB Drew Brees New Orleans Saints 31, Arizona Cardinals 24 @ Louisiana Superdome, Dec. 16, 2007 26 of 30 for 315 yards, 2 TDs, 132.6 rating.

2007 DEFENSIVE STATISTICS

Name	Regular Defensive Plays								Special Teams					MISC				
	TKL	AST	TOT	SACK/YDS	INT	PD	FF	FR	TKL	AST	FF	FR	BL	TKL	AST	FF	FR	
SCOTT FUJITA	79	40	119	3	26	0	6	3	2	0	0	0	0	0	0	0	0	0
MARK SIMONEAU	63	34	97	2	13	0	1	0	0	1	1	0	0	0	0	0	0	0
ROMAN HARPER	63	33	96	4	36	3	7	2	0	7	3	0	0	0	0	0	0	0
JOSH BULLOCKS	61	35	96	1	7	2	7	2	0	0	0	0	0	1	0	0	0	0
SCOTT SHANLE	56	40	96	0	0	0	1	1	1	2	0	0	0	0	0	0	0	0
WILL SMITH	37	28	65	7	41	0	3	2	3	0	0	0	0	0	0	0	0	0
MIKE MCKENZIE	52	11	63	0	0	3	17	1	0	0	0	0	0	0	0	0	0	0
JASON CRAFT	50	13	63	0	0	2	8	0	0	1	0	0	0	0	0	0	0	0
HOLLIS THOMAS	37	21	58	3	12	0	0	0	0	0	0	0	0	0	0	0	0	0
JASON DAVID	48	9	57	0	0	3	10	2	1	0	0	0	0	0	0	0	0	0
CHARLES GRANT	35	20	55	2.5	6.5	0	2	0	0	0	0	0	0	0	0	0	0	0
KEVIN KAESVIHARN	22	14	36	0	0	0	8	0	0	7	2	0	0	0	0	0	0	0
ANTWAN LAKE	14	11	25	1	9	0	2	0	1	0	0	0	0	0	0	0	0	0
JOSH COOPER	13	9	22	0.5	2	0	0	1	0	0	0	0	0	0	0	0	0	0
KENDRICK CLANCY	13	7	20	0.5	0.5	0	0	0	0	0	0	0	0	0	0	0	0	0
BRIAN SIMMONS	11	9	20	1	9	0	0	0	0	10	5	0	0	0	0	0	0	0
BRIAN YOUNG	14	5	19	3	14	0	0	1	0	0	0	0	0	0	0	0	0	0
RENALDO WYNN	7	4	11	3.5	22	0	0	0	0	0	0	0	0	0	0	0	0	0
USAMA YOUNG	9	1	10	0	0	0	2	0	0	14	6	0	0	0	0	0	0	0
MCKINLEY BOYKIN	5	5	10	0	0	0	0	0	0	0	0	0	0	0	0	0	0	0
TROY EVANS	3	7	10	0	0	0	0	0	0	12	6	0	0	0	0	0	0	0
FRED THOMAS	4	1	5	0	0	0	0	1	0	0	1	0	0	0	0	0	0	0
CHRIS REIS	3	0	3	0	0	0	0	0	0	9	4	0	0	0	0	0	0	0
TERRANCE COPPER	0	0	0	0	0	0	0	0	0	9	2	0	0	0	0	0	0	0
MARVIN MITCHELL	0	0	0	0	0	0	0	0	0	8	3	0	0	0	0	0	0	0
JOHN OWENS	0	0	0	0	0	0	0	0	0	3	0	0	0	0	0	0	0	0
PIERRE THOMAS	0	0	0	0	0	0	0	0	0	3	2	0	1	0	2	0	1	0
ALFRED FINCHER	0	0	0	0	0	0	0	0	0	2	1	0	0	0	0	0	0	0
AARON STECKER	0	0	0	0	0	0	0	0	0	2	1	0	0	0	0	0	0	1
KEVIN HOUSER	0	0	0	0	0	0	0	0	0	2	0	0	0	0	0	0	0	0
MATT MCCOY	0	0	0	0	0	0	0	0	0	2	0	0	0	0	0	0	0	0
JAY BELLAMY	0	0	0	0	0	0	0	0	0	1	1	0	0	0	0	0	0	0
STEVE WEATHERFORD	0	0	0	0	0	0	0	0	0	1	0	0	0	0	0	0	0	0
JAMAAL BRANCH	0	0	0	0	0	0	0	0	0	0	1	0	0	0	0	0	0	0
JOSH SAVAGE	0	0	0	0	0	0	0	0	0	0	1	0	0	0	0	0	0	0
JON STINCHCOMB	0	0	0	0	0	0	0	0	0	0	0	0	0	0	5	0	0	1
REGGIE BUSH	0	0	0	0	0	0	0	0	0	0	0	0	0	0	4	0	0	3
DREW BREES	0	0	0	0	0	0	0	0	0	0	0	0	0	0	3	0	0	1
ERIC JOHNSON	0	0	0	0	0	0	0	0	0	0	0	0	0	0	2	0	0	3
JAHRI EVANS	0	0	0	0	0	0	0	0	0	0	0	0	0	0	2	0	0	1
DAVID PATTEN	0	0	0	0	0	0	0	0	0	0	0	0	0	0	2	0	0	0
LANCE MOORE	0	0	0	0	0	0	0	0	0	0	0	0	0	0	1	0	0	1
JAMAR NESBIT	0	0	0	0	0	0	0	0	0	0	0	0	0	0	1	0	0	1
DEVERY HENDERSON	0	0	0	0	0	0	0	0	0	0	0	0	0	0	1	0	0	0
DEUCE MCALLISTER	0	0	0	0	0	0	0	0	0	0	0	0	0	0	1	0	0	0
BILLY MILLER	0	0	0	0	0	0	0	0	0	0	0	0	0	0	1	0	0	0
Totals	699	357	1056	32	198	13	74	16	8	96	40	0	1	1	25	0	1	12

Defense: **TKL:** tackle, **AST:** assist, **TOT:** total, **INT:** interception, **PD:** pass defense, **FF:** forced fumble, **FR:** fumble recovery. **Special Teams: BL:** kicks blocked.

2007 TEAMS SUPERLATIVES

SAINTS

CATEGORY	HIGH	LOW
POINTS	41 11/4 vs. JAX	10 2 times, last 11/18 @ HOU
TOTAL FIRST DOWNS	32 11/4 vs. JAX	13 12/2 vs. TB
RUSHING FIRST DOWNS	8 4 times, last 12/30 @ CHI	4 3 times, last 11/18 @ HOU
PASSING FIRST DOWNS	25 11/4 vs. JAX	8 12/2 vs. TB
PENALTY FIRST DOWNS	4 10/7 vs. CAR	0 5 times, last 12/10 @ ATL
3RD DOWN CONVERSIONS	61% 11/25 @ CAR	21% 12/30 @ CHI
4TH DOWN CONVERSIONS	100% 4 times, last 12/16 vs. ARZ	0% 4 times, last 11/18 @ HOU
TOTAL NET YARDS	538 11/4 vs. JAX	246 12/2 vs. TB
TOTAL PLAYS	83 12/30 @ CHI	47 12/2 vs. TB
NET RUSHING YARDS	145 12/10 @ ATL	34 9/24 vs. TEN
RUSHING ATTEMPTS	39 11/25 @ CAR	11 11/11 vs. STL
NET PASSING YARDS	435 11/4 vs. JAX	162 12/2 vs. TB
PASS ATTEMPTS	60 12/30 @ CHI	23 12/2 vs. TB
PASS COMPLETIONS	35 2 times, last 12/30 @ CHI	17 12/2 vs. TB
INTERCEPTIONS	4 9/24 vs. TEN	0 6 times, last 12/16 vs. ARZ
TIMES SACKED	3 2 times, last 12/30 @ CHI	0 6 times, last 12/10 @ ATL
PUNTS	6 2 times, last 12/2 vs. TB	2 2 times, last 12/16 vs. ARZ
PENALTIES	8 12/30 @ CHI	2 3 times, last 11/11 vs. STL
PENALTY YARDS	76 11/25 @ CAR	15 2 times, last 12/16 vs. ARZ
FUMBLES	4 12/16 vs. ARZ	0 4 times, last 12/23 vs. PHI
FUMBLES LOST	2 12/16 vs. ARZ	0 5 times, last 12/23 vs. PHI
TOUCHDOWNS	5 11/4 vs. JAX	1 3 times, last 11/18 @ HOU
RUSHING	2 4 times, last 12/23 vs. PHI	0 6 times, last 12/30 @ CHI
PASSING	4 10/28 @ SF	0 4 times, last 12/23 vs. PHI
RETURNS	1 5 times, last 12/10 @ ATL	0 11 times, last 12/30 @ CHI
TIME OF POSSESSION	39:23 11/25 @ CAR	20:18 11/11 vs. STL

OPPONENTS

CATEGORY	HIGH	LOW
POINTS	41 9/6 @ IND	6 11/25 @ CAR
TOTAL FIRST DOWNS	26 11/11 vs. STL	11 11/25 @ CAR
RUSHING FIRST DOWNS	10 12/23 vs. PHI	1 2 times, last 12/10 @ ATL
PASSING FIRST DOWNS	21 10/14 @ SEA	7 2 times, last 12/30 @ CHI
PENALTY FIRST DOWNS	2 2 times, last 12/30 @ CHI	0 6 times, last 12/16 vs. ARZ
3RD DOWN CONVERSIONS	62% 2 times, last 12/23 vs. PHI	17% 12/10 @ ATL
4TH DOWN CONVERSIONS	100% 3 times, last 12/16 vs. ARZ	0% 6 times, last 12/30 @ CHI
TOTAL NET YARDS	466 12/2 vs. TB	195 11/25 @ CAR
TOTAL PLAYS	72 11/11 vs. STL	48 2 times, last 10/7 vs. CAR
NET RUSHING YARDS	184 12/23 vs. PHI	37 12/10 @ ATL
RUSHING ATTEMPTS	34 2 times, last 11/11 vs. STL	16 12/10 @ ATL
NET PASSING YARDS	344 11/4 vs. JAX	152 11/25 @ CAR
PASS ATTEMPTS	43 2 times, last 10/28 @ SF	16 9/16 @ TB
PASS COMPLETIONS	29 12/2 vs. TB	10 9/16 @ TB
INTERCEPTIONS	3 2 times, last 11/25 @ CAR	0 7 times, last 12/23 vs. PHI
TIMES SACKED	5 10/14 @ SEA	0 3 times, last 9/24 vs. TEN
PUNTS	7 10/28 @ SF	2 2 times, last 12/2 vs. TB
PENALTIES	10 12/16 vs. ARZ	2 9/16 @ TB
PENALTY YARDS	78 12/16 vs. ARZ	10 9/16 @ TB
FUMBLES	4 12/30 @ CHI	0 3 times, last 12/2 vs. TB
FUMBLES LOST	2 2 times, last 12/30 @ CHI	0 8 times, last 12/10 @ ATL
TOUCHDOWNS	5 2 times, last 12/23 vs. PHI	0 11/25 @ CAR
RUSHING	2 9/16 @ TB	0 9 times, last 12/30 @ CHI
PASSING	3 5 times, last 12/30 @ CHI	0 4 times, last 11/25 @ CAR
RETURNS	1 5 times, last 12/30 @ CHI	0 10 times, last 12/16 vs. ARZ
TIME OF POSSESSION	39:42 11/11 vs. STL	20:37 11/25 @ CAR

2007 INDIVIDUAL SUPERLATIVES

SAINTS

PASS ATTEMPTS	60 Drew Brees	12/30 @ CHI
PASS COMPLETIONS	35 Drew Brees	11/4, 12/30
GROSS PASSING YARDS	445 Drew Brees	11/4 vs. JAX
COMPLETION PERCENTAGE	86.7% Drew Brees	12/16 vs. ARZ
TOUCHDOWN PASSES	4 Drew Brees	10/28 @ SF
PASSES HAD INTERCEPTED	4 Drew Brees	9/24 vs. TEN
RUSHING ATTEMPTS	22 Aaron Stecker	12/16 vs. ARZ
YARDS RUSHING	105 Pierre Thomas	12/30 @ CHI
RUSHING TOUCHDOWNS	2 3 times, last Aaron Stecker	12/23 vs. PHI
LONGEST RUN FROM SCRIMMAGE	26 Aaron Stecker	12/23 vs. PHI
RECEPTIONS	12 Reggie Bush, Pierre Thomas	11/18, 12/30
RECEIVING YARDS	159 Marques Colston	11/4 vs. JAX
RECEIVING TOUCHDOWNS	3 Marques Colston	10/28 @ SF
LONGEST PASS RECEPTION	58 David Patten	9/16 @ TB
TOTAL YARDS FROM SCRIMMAGE	226 Pierre Thomas	12/30 @ CHI
FIELD GOALS	3 Martin Gramatica	12/23 vs. PHI
LONGEST FIELD GOAL ATTEMPT	57 Olindo Mare	11/25 @ CAR
LONGEST FIELD GOAL MADE	55 Martin Gramatica	12/23 vs. PHI
PUNTS	6 Steve Weatherford	10/14, 12/2
LONGEST PUNT	61 Steve Weatherford	9/6, 12/23
LONGEST PUNT RETURN	48 Lance Moore	10/21 vs. ATL
LONGEST KICKOFF RETURN	64 Pierre Thomas	11/11 vs. STL
TACKLES	13 Josh Bullocks	10/14, 12/2
SACKS	2 3 times, last Roman Harper	12/30 @ CHI
INTERCEPTIONS	1 5 players, last Jason David	12/30 @ CHI
LONGEST INTERCEPTION RETURN	75t Mike McKenzie	11/4 vs. JAX
LONGEST FUMBLE RETURN	55t Jason David	9/6 @ IND

OPPONENTS

PASS ATTEMPTS	43 Matt Hasselbeck, Alex Smith	10/14, 10/28
PASS COMPLETIONS	29 Luke McCown	12/2 vs. TB
GROSS PASSING YARDS	362 Matt Hasselbeck	10/14 @ SEA
COMPLETION PERCENTAGE	81.8% Marc Bulger	11/11 vs. STL
TOUCHDOWN PASSES	3 4 players, last Donovan McNabb	12/23 vs. PHI
PASSES HAD INTERCEPTED	3 Quinn Gray	11/4 vs. JAX
RUSHING ATTEMPTS	24 Cadillac Williams	9/16 @ TB
YARDS RUSHING	118 Joseph Addai	9/6 @ IND
RUSHING TOUCHDOWNS	2 Cadillac Williams	9/16 @ TB
LONGEST RUN FROM SCRIMMAGE	43 Antonio Pittman	11/11 vs. STL
RECEPTIONS	9 Bobby Engram, Michael Jenkins	10/14, 12/10
RECEIVING YARDS	159 Joey Galloway	12/2 vs. TB
RECEIVING TOUCHDOWNS	2 Reggie Wayne, Joey Galloway	9/6, 9/16
LONGEST PASS RECEPTION	80t Reggie Williams	11/4 vs. JAX
TOTAL YARDS FROM SCRIMMAGE	143 Joseph Addai, Earnest Graham	9/6, 12/2
FIELD GOALS	3 4 players, last Kris Brown	11/18 @ HOU
LONGEST FIELD GOAL ATTEMPT	54 Neil Rackers	12/16 vs. ARZ
LONGEST FIELD GOAL MADE	53 Kris Brown	11/18 @ HOU
PUNTS	7 Andy Lee	10/28 @ SF
LONGEST PUNT	60 Michael Koenen	12/10 @ ATL
LONGEST PUNT RETURN	64t Devin Hester	12/30 @ CHI
LONGEST KICKOFF RETURN	100t Maurice Jones-Drew	11/4 vs. JAX
TACKLES	13 4 players, last Danieal Manning	12/30 @ CHI
SACKS	1 16 players, last Tommie Harris	12/30 @ CHI
INTERCEPTIONS	3 Keith Bulluck	9/24 vs. TEN
LONGEST INTERCEPTION RETURN	83t Matt Giordano	9/6 @ IND
LONGEST FUMBLE RETURN	34 Darryl Blackstock	12/16 vs. ARZ

2007 INDIVIDUAL STATISTICS

2007 INDIVIDUAL STATISTICS

Passing

Table with columns for Date, Opp., GP, ST, ATT, CMP, YDS, TD, INT, LG, RATING, ATT, YDS, AVG, LG, TD. Sub-header: #9 Drew Brees. Includes a PASSING and RUSHING section.

Rushing

Table with columns for Date, Opp., GP, ST, ATT, YDS, AVG, LG, TD. Sub-headers: #25 RB Reggie Bush, #19 WR DeVery Henderson, #44 FB Mike Karney, #26 RB Deuce McAllister.

Table with columns for Date, Opp., GP, ST, ATT, YDS, AVG, LG, TD. Sub-headers: #25 RB Reggie Bush, #19 WR DeVery Henderson, #44 FB Mike Karney, #26 RB Deuce McAllister.

Rushing

Table with columns for Date, Opp., GP, ST, ATT, YDS, AVG, LG, TD. Sub-headers: #10 QB Jamie Martin, #16 WR Lance Moore, #81 WR David Patten, #27 RB Aaron Stecker.

Table with columns for Date, Opp., GP, ST, ATT, YDS, AVG, LG, TD. Sub-headers: #81 WR David Patten, #27 RB Aaron Stecker, #23 RB Pierre Thomas, #7 P Steve Weatherford.

Table with columns for Date, Opp., GP, ST, ATT, YDS, AVG, LG, TD. Sub-headers: #23 RB Pierre Thomas, #7 P Steve Weatherford.

Saints Takeaways

Opp	Qtr	Turnover	Spot*	Result
at Ind	2	Wayne fumble recovered by David	NO 41	Touchdown
vs. Ten	2	Young intercepted by David	NO 13	Punt
vs. Car	4	Carr intercepted by McKenzie	NO 30	Missed Field Goal
at Sea	1	Stutz fumble recovered by P. Thomas	SEA 24	Touchdown
at Sea	4	Hasselbeck intercepted by Bullocks	NO 6	Punt
at SF	1	Hicks fumble recovered by Fujita	NO 45	Punt
vs. Jax	2	Gray intercepted by David	NO 24	Missed Field Goal
vs. Jax	3	Gray intercepted by McKenzie	NO 25	Touchdown
vs. Jax	4	Gray intercepted by Craft	NO -7	Game
at Hou	1	Daniels fumble recovered by Fujita	HOU 38	Field Goal
at Hou	2	Echemandu fumble recovered by Smith	HOU 42	Touchdown
at Car	2	Carr intercepted by Bullocks	CAR 49	Field Goal
at Car	3	Foster fumble recovered by Smith	CAR 34	Touchdown
at Car	4	Carr intercepted by Craft	NO 21	Punt
at Car	4	Moore intercepted by Harper	CAR 47	Punt
vs. TB	3	McCown intercepted by McKenzie	NO 47	Touchdown
at Atl	3	Redman intercepted by Harper	ATL 31	Touchdown
vs. Arz	2	Warner intercepted by Harper	NO 14	Touchdown
vs. Arz	3	Warner fumble recovered by Shanle	ARZ 40	Touchdown
vs. Phi	1	McNabb fumble recovered by Smith	PHI 28	Touchdown
at Chi	2	Peterson fumble recovered by Lake	CHI 29	Interception
at Chi	2	Tillman fumble recovered by Moore	CHI 22	Field Goal
at Chi	4	Orton intercepted by David	NO 30	Downs

Takeaway Totals: 23 takeaways (13 interceptions, 10 fumbles), 79 points (10 TD, 3 FG)

Saints Giveaways

Opp	Qtr	Turnover	Spot*	Result
at Ind	4	Brees intercepted by Keiaho	IND 42	Field Goal
at Ind	4	Brees fumble recovered by Mathis	IND 46	Punt
at Ind	4	Brees intercepted by Giordano	IND 17	Touchdown
at TB	1	McAllister fumble recovered by Ruud	TB 43	Touchdown
at TB	3	Brees intercepted by June	TB 47	Touchdown
vs. Ten	2	Brees intercepted by Bulluck	NO 41	Interception
vs. Ten	4	Brees fumble recovered by Starks	TEN 49	Touchdown
vs. Ten	4	Brees intercepted by Bulluck	NO 43	Missed Field Goal
vs. Ten	4	Brees intercepted by Fuller	TEN 39	Touchdown
vs. Ten	4	Brees intercepted by Bulluck	TEN 27	Game
vs. Car	4	Brees intercepted by Harris	CAR 33	Interception
vs. Car	1	Brees intercepted by Marshall	CAR 19	Field Goal
at Sea	3	Bush fumble recovered by Atkins	SEA 13	Punt
vs. Atl	2	Brees intercepted by D. Williams	ATL 23	Half
at SF	3	Colston fumble recovered by Roman	NO 47	Field Goal
vs. Jax	2	Brees fumble recovered by Spicer	JAX 31	Punt
vs. STL	4	Brees intercepted by Atogwe	STL 36	Touchdown
vs. STL	1	Brees intercepted by Tinoisamoa	STL 46	Field Goal
at Hou	1	Bush fumble recovered by C. Brown	HOU 1	Punt
at Hou	2	Brees intercepted by Hutchins	HOU 18	Punt
at Hou	4	Brees intercepted by Greenwood	NO 41	Field Goal
at Car	1	Brees intercepted by Peppers	NO 42	Downs
vs. TB	4	Bush fumble recovered by Haye	NO 37	Touchdown
at Atl	4	Moore fumble recovered by Irons	NO 20	Touchdown
vs. Arz	1	Stecker fumble recovered by Blackstock	NO 42	Touchdown
vs. Arz	4	Patten fumble recovered by Pace	ARZ 39	Punt
vs. Phi	4	Brees intercepted by Bradley	NO 37	Game
at Chi	1	Brees intercepted by Urlacher	NO 24	Field Goal
at Chi	2	Brees intercepted by Tillman	CHI 2	Fumble
at Chi	4	Bree fumble recovered by Brown	CHI 45	Interception

Giveaway Totals: 30 giveaways (18 interceptions, 12 fumbles), 81 points (9 TD, 6 FG)

*Spot where the turnover was made

2007 Transactions Log

JANUARY

3 – Signed FB **Kevin Dudley** to the Practice Squad.
8 – Active list of exemption of DT **Hollis Thomas** lifted. Waived DE Trevor Johnson.
9 – Signed K **Billy Cundiff**. Placed RB **Fred McAfee** on Reserve/Injured. Signed S **Chris Reis** to Reserve/Future contract and added to exempt/NFL Europa Training Camp Exemption list.
10 – Signed G **Dave Yovanovits** to Reserve/Future contract and added to exempt/NFL Europa Training Camp Exemption list.
11 – Signed LB **Cornelius Wortham** to Reserve/Future contract and added to exempt/NFL Europa Training Camp Exemption list.
12 – Signed DT **McKinley Boykin** to Reserve/Future contract and added to exempt/NFL Europa Training Camp Exemption list.
17 – Signed DE **Willie Evans** to Reserve/Future roster contract and added to exempt/NFL Europa Training Camp Exemption list.
25 – Signed CB **Anwar Phillips** to Reserve/Future contract.
26 – Signed QB **Jason Fife** and WR **Dante Ridgeway** to Reserve/Future contracts.
26 – Signed FB **Kevin Dudley** and WR **Lance Moore** to Reserve/Future contracts.

FEBRUARY

5 – Signed TE **Robert Johnson**.
6 – Signed G **Wes Sims**.
9 – Agreed to terms on a four-year contract with LB **Scott Shanle** (UFA).
12 – Signed K **Kurt Smith**.
14 – Signed T **Ben Archibald**.
20 – Designated DE **Charles Grant** as Franchise Player.
27 – Re-signed DT **Hollis Thomas** to four-year contract.
27 – Re-signed TE **Billy Miller** (UFA) to one-year contract. Terminated contract of TE **Ernie Conwell**.

MARCH

1 – Terminated contract of WR **Joe Horn**.
2 – Waived G **Chad Setterstrom**.
3 – Re-signed T **Jon Stinchcomb** (UFA) to a two-year contract.
5 – Re-signed DT **Antwan Lake** (UFA) to a two-year contract.
6 – Agreed to terms with LB **Brian Simmons** on a three-year contract.
7 – Agreed to terms with TE **Eric Johnson** (UFA-SF) on a one-year contract.
8 – Signed LB **Brian Simmons** to a three-year contract. Signed TE **Eric Johnson** (UFA-SF) to a one-year contract.
9 – Agreed to terms with S **Kevin Kaesviharn** (UFA-Cin) to four-year contract. Signed CB **DeJuan Groce** (FA).
10 – Hired **Joe Lombardi**, offensive assistant.
15 – Signed S **Kevin Kaesviharn** (UFA-Cin)

to a four-year contract.

16 – Waived RB **Keith Joseph**.

21 – Waived LB **E.J. Kuaile**.

22 – Waived K **Kurt Smith**.

APRIL

2 – Re-signed S **Jay Bellamy** to a one-year contract.
3 – Re-signed DT **Rodney Leisle** (RFA) to a one-year contract. Waived G **Augie Hoffman** (failed physical). Traded sixth-round pick (No. 199 overall) to the Miami Dolphins for K **Olindo Mare**.
5 – Terminated contract of K **John Carney**.
6 – Waived LB **Cornelius Wortham**.
10 – Signed LB **Troy Evans** (UFA-Hou) to a two-year contract.
12 – Signed WR **David Patten** (FA) to a one-year contract.
17 – Signed LB **Trev Faulk** to a two-year contract and TE **Calen Powell** to a one-year contract.
19 – Contract offered to Restricted Free Agent CB **Jason David** (Ind).
26 – Terminated contract of P **Mitch Berger**.
27 – Re-signed DE **Charles Grant** to seven-year contract. First-refusal rights not exercised by Indianapolis for CB **Jason David**, who signed a four-year contract. The Colts received the Saints' fourth-round pick (126th overall) as compensation.
28 – Traded second-round pick to Detroit (58th overall) for the Lions' third-round (66th) and fifth-round picks (145th).
29 – Traded fourth-round pick (123rd overall) and fifth-round pick (163rd overall) to Houston for the Texans' fourth-round pick (107th overall).

MAY

7 – Signed P **Chris Hanson** (FA) to a one-year contract. Signed undrafted free agents T **Peter Dyakowski**, FB **Keith Greer**, G **Jake Kuresa**, LS **Patrick MacDonald**, WR **Rhema McKnight** and DB **Joe Porter** to three-year contracts.
8 – Signed undrafted free agents DE **Jon Hamm**, QB **Tyler Palko** and RB **Pierre Thomas** to three-year contracts.
9 – Signed undrafted free agent K **Brett Bergstrom** to a three-year contract.
10 – Signed undrafted free agent DT **Walter Thomas** to a three-year contract.
15 – Signed DE **Lance Legree**, DE **Anton Palepoi** and LB **Desmond Sims**. Terminated contract of DT **Walter Thomas**.
21 – Signed S **Curry Burns** (FA). Waived TE **Calen Powell**.

JUNE

7 – Signed DT **Kendrick Clancy** (FA) to a three-year contract. Waived LS **Patrick MacDonald**.
11 – Signed G **Andy Alleman** (D-3a) and CB **Usama Young** (D-3b) to three-year contracts. Waived FB **Keith Greer** and TE **Robert Johnson**.
14 – Signed CB **David Jones** (D-5) to a three-

year contract. Released CB **DeJuan Groce**.
15 – Released WR **Michael Lewis** and DT **Willie Whitehead**. Waived T **Peter Dyakowski**.
19 – Signed LB **Marvin Mitchell** (D-7) to a three-year contract.
21 – Signed RB **Antonio Pittman** (D-4a) and T **Jermon Bushrod** (D-4b).
28 – Signed WR **Aaron Hosack**.
28 – Signed WR **Tramain Hall**.

JULY

5 – Agreed to terms with LB **Dhani Jones**.
10 – Signed LB **Dhani Jones**. Waived LB **Wade Koeihl**.
26 – Signed WR **Robert Meachem** (D-1) to a five-year contract. Placed S **Steve Gleason** on Injured Reserve.

AUGUST

1 – Signed TE **Ronnie Ghent** and DE **Scott Scharff**. Waived DE **Jonathan Hamm** and placed DT **Lance Legree** on Injured Reserve.
2 – Signed G **Tim Duckworth** and WR **Chris Jackson**. Waived WR **Rhema McKnight** and G **Wes Sims**.
7 – Signed QB **Matt Baker**. Waived WR **Chris Jackson**.
8 – Signed T/G **Nik Sobic** and WR **Derrick Doyle**. Waived LB **Trev Faulk** and WR **Dante Ridgeway**.
13 – Signed C **Brian Ferentz**. Waived/Injured K **Brett Bergstrom**.
14 – Placed K **Brett Bergstrom** on Injured Reserve.
17 – Terminated contract of DT **Lance Legree**.
21 – Waived QB **Matt Baker**, C **Jake Kuresa** and T/G **Nik Sobic**.
27 – Waived K **Brett Bergstrom**, QB **Jason Fife**, WR **Aaron Hosack**, DB **Joe Porter** and LB **Desmond Sims**.
28 – Terminated contract of P **Chris Hanson**. Waived RB **Jamaal Branch** and WR **Jamal Jones**.
31 – Terminated contract of LB **Dhani Jones**. Waived G/T **Ben Archibald**, WR **Derrick Doyle**, C **Brian Ferentz**, TE **Ronnie Ghent**, DT **Rodney Leisle**, T **Rob Pettiti**, DE **Scott Scharff** and DT **Brandon Villarreal**.

SEPTEMBER

1 – Terminated contract of DE **Anton Palepoi**. Waived G **Tim Duckworth**, FB **Kevin Dudley**, DE **Willie Evans**, WR **Tramain Hall**, CB **Davide Jones**, LB **Marvin Mitchell**, QB **Tyler Palko**, CB **Anwar Phillips**, RB **Antonio Pittman**, S **Chris Reis** and G/T **Dave Yovanovits**.
2 – Signed G **Tim Duckworth**, FB **Kevin Dudley**, DE **Willie Evans**, LB **Marvin Mitchell**, QB **Tyler Palko**, CB **Anwar Phillips** and S **Chris Reis** to practice squad.
3 – Signed TE **Ronnie Ghent**. Waived DT **McKinley Boykin**. Signed DT **Brandon Villarreal** to practice squad.
4 – Signed DT **McKinley Boykin** to practice squad. Released DT **Brandon Villarreal** from practice squad.

6 – Signed QB **Tyler Palko** from practice squad. Waived DE **Rob Ninkovich**.
10 – Signed DE **Renaldo Wynn**. Waived QB **Tyler Palko**. Released DE **Willie Evans** from practice squad. Signed DL **Josh Savage** to practice squad.
11 – Signed QB **Tyler Palko** to practice squad.
15 – Signed QB **Tyler Palko** from practice squad. Placed TE **Mark Campbell** on Injured Reserve.
18 – Signed WR **Titus Ryan** to practice squad.
24 – Signed S **Chris Reis** from practice squad. Terminated contract of S **Jay Bellamy**.
26 – Placed RB **Deuce McAllister** on Injured Reserve. Re-signed S **Jay Bellamy**.

OCTOBER

1 – Signed RB **Quinton Smith** to practice squad.
7 – Signed LB **Marvin Mitchell** from practice squad. Waived QB **Tyler Palko**.
8 – Waived/Injured WR **Titus Ryan** from practice squad.
9 – Signed RB **Jamaal Branch**, QB **Tyler Palko** and WR **Dante Ridgeway** to practice squad. Released RB **Quinton Smith** from practice squad.

NOVEMBER

3 – Signed LB **Matt McCoy**. Placed LB **Alfred Fincher** on Injured Reserve.
11 – Signed DT **McKinley Boykin** from practice squad. Waived TE **John Owens**.
13 – Signed TE **Zac Herold** to practice squad.
27 – Signed TE **Buck Ortega** to practice squad. Waived LB **Alfred Fincher**. Released TE **Zac Herold** from practice squad.

DECEMBER

2 – Activated RB **Jamaal Branch** from practice squad. Released S **Jay Bellamy**.
5 – Waived RB **Jamaal Branch**. Re-Signed S **Jay Bellamy**.
6 – Signed RB **Jamaal Branch** to practice squad.
10 – Waived S **Jay Bellamy**. Signed RB **Jamaal Branch** from practice squad.
12 – Re-signed S **Jay Bellamy**. Placed DT **McKinley Boykin** and K **Olindo Mare** on Injured Reserve. Signed K **Martin Gramatica**.
19 – Signed DE **Orien Harris**. Placed DT **Brian Young** on Injured Reserve.
23 – Signed DE **Josh Savage** from practice squad. Waived S **Jay Bellamy**.
24 – Waived DE **Josh Savage**. Acquired RB **Chris Barclay** off waivers from Tennessee Titans. Placed RB **Jamaal Branch** and CB **Mike McKenzie** on Injured Reserve.
28 – Re-signed S **Jay Bellamy** and signed RB **Artose Pinner**. Signed WR **Aaron Brown** and DE **Josh Savage** to practice squad. Placed WR **Dante Ridgeway** on Practice Squad Injured Reserve.
28 – Signed QB **Tyler Palko** from practice squad. Waived RB **Artose Pinner**.

2008TransactionsLog

JANUARY

2 – Signed G **Tim Duckworth**, WR **Skylar Green**, TE **Buck Ortega**, CB **Anwar Phillips** and DE **Josh Savage** to reserve/futures contracts.
7 – Signed WR **Titus Ryan** to reserve/futures contract.
15 – Signed FB **Kevin Dudley** to reserve/futures contract.
18 – Signed CB **Greg Fassitt**.
23 – Hired **Ed Orgeron** as defensive line coach.
28 – Promoted **Greg McMahon** to special teams coordinator and **Dennis Allen** to secondary coach.

FEBRUARY

12 – Re-signed K **Martin Gramatica**. Hired **Aaron Kromer** as running backs coach and **Travis Jones** as assistant defensive line coach.
20 – Re-signed WR **Terrance Copper** to a two-year contract. Signed WR **Carlton Brewster** (FA).
27 – Terminated contract of K **Olindo Mare**.
28 – Re-signed G **Jamar Nesbit** to a three-year contract.
29 – Acquired LB **Jonathan Vilma** from the New York Jets in exchange for a fourth-round (113th overall) pick in the 2008 draft.

MARCH

1 – Re-signed DT **Brian Young** to a three-year contract and C **Jonathan Goodwin** to a three-year contract. Terminated contract of LB **Brian Simmons**.
2 – Agreed to terms with CB **Randall Gay** (UFA-NE) on a four-year contract. Agreed to terms with DE **Bobby McCray** (UFA-Jax) on a five-year contract.
3 – Re-signed WR **Devery Henderson** to a one-year contract and WR **David Patten** to a two-year contract. Hired **Mike Mallory** as assistant special teams coach.
4 – Signed CB **Randall Gay** (UFA-NE) to a four-year contract.
7 – Re-signed LB **Mark Simoneau** to a three-year contract and RB **Aaron Stecker** to a one-year contract. Agreed to terms with LB **Dan Morgan** (FA) on a one-year contract.
10 – Re-signed TE **Billy Miller** to a two-year contract.
11 – Signed DE **Bobby McCray** (UFA-Jax) to a five-year contract and LB **Dan Morgan** (FA) to a one-year contract. Re-signed DE **Josh Cooper** to a one-year contract.
12 – Re-signed TE **Eric Johnson** to a one-year contract. S **Steve Gleason** retired.
14 – Agreed to terms with QB **Mark Brunell** (FA) on a two-year contract.
17 – Signed QB **Mark Brunell** (FA) to a two-year contract.
20 – Agreed to terms with C/G **Matt Lehr** (UFA-TB) on a one-year contract.
24 – Signed C/G **Matt Lehr** (UFA-TB) to a one-year contract.

APRIL

7 – Signed CB **Aaron Glenn** (UFA-Jax) to a one-year contract.
26 – Traded first-round (10th overall) and third-round (78th) picks to New England for the Patriots' first-round (7th) and fifth-round picks (164th).
27 – Traded fifth-round (146th overall) and seventh-round (218th) picks to Detroit for the Lions' fifth-round pick (144th overall).
27 – Traded sixth-round pick in the 2009 NFL Draft to Green Bay for the Packers' seventh-round pick (237th overall).
30 – Signed undrafted free agents LB **Jo-Lonn Dunbar** and T **Akim Millington** to three-year contracts.

MAY

5 – Signed undrafted free agents WR **Todd Blythe**, C **Jason Boone**, DE **Jeremy Geathers**, RB **Lynell Hamilton**, G **Nate McManus**, WR **Evan Moore**, QB **T.C. Ostrander**, P **Waylon Prather**, S **David Roach**, LB **Luke Sanders**, S **Rocky Schwartz**, LS **Ryan Senser** and C **Kevin Tuminello** to three-year contracts.
8 – Signed undrafted free agent FB **Olaniyi Sobomehin** to a three-year contract.
13 – Waived G **Nate McManus**, T **Akim Millington**, WR **Evan Moore** and QB **T.C. Ostrander**; Signed QB **Travis Lulay**, DE **Marcus Pittman** and WR **Carlos Robinson** to three-year contracts.
14 – Signed undrafted free agent G **Carnell Stewart** to a three-year contract.
15 – Waived C **Kevin Tuminello**.
19 – Signed undrafted free agent T **Brian Stamper** to a three-year contract; Announced retirement of LB **Dan Morgan**.
27 – Signed LB **Chris Graham** (FA), S **Tuff Harris** (FA) and LB **William Kershaw** (FA) to three-year contracts; Waived LB **Luke Sanders** and S **Rocky Schwartz**.
29 – Waived C **Jason Boone**.

JUNE

2 – Signed CB **Jerametrious Butler** (FA) and C **Marquay Love** (FA); Waived LB **Chris Graham**.

AT INDIANAPOLIS **1**



COLTS: 41 SAINTS: 10
 RCA DOME
 INDIANAPOLIS, IND - 9/6/07
 ATTENDANCE: 57,361 TIME: 2:56

Opening the season on the road is never an easy task. Hitting the road for a season opener against the defending Super Bowl champions as their fans celebrate a championship banner being raised to the rafters in primetime takes the degree of difficulty to another level.

After a largely sluggish first quarter, the Colts scored the league's first points of the season in opening a 7-0 lead on a 27-yard touchdown pass from QB Peyton Manning to WR Marvin Harrison.

With his new team's offense still having difficulty against his former defensive unit, CB Jason David scored the Saints' first defensive touchdown since 2003 after stripping the ball away from former teammate Reggie Wayne, recovering the fumble and racing 55 yards for a touchdown in his first game as a Saint. Later in the second quarter, a 34-yard Olindo Mare field goal gave New Orleans what would be their only lead of the night at 10-7.

Beginning with a field goal just before halftime, the Indianapolis offense

kicked into high gear and rattled off 34 unanswered points to run away with the contest. Wayne atoned for his first-half turnover with a pair of touchdown receptions to pace the home team's attack.

! GAME NOTES

The Saints opened the season on the road for the third consecutive season and the sixth time in seven years.

Jason David's fumble recovery for a touchdown was the team's first defensive score in 56 games, dating back to a 73-yard interception return by Ashley Ambrose on Nov. 2, 2003 at Tampa Bay.

TE Eric Johnson opened his Saints career as the team's leading receiver on the night, catching eight passes for 57 yards.

The Saints offense never was able to find its stride, with three turnovers from QB Drew Brees (two interceptions, one fumble) helping to spark the Indianapolis win. The last points of the game came when a Brees interception was returned 83 yards to the end zone to provide the 41-10 final margin.

SAINTS-COLTS GAME SUMMARY

New Orleans Saints	0	10	0	0	-	10
Indianapolis Colts	7	3	14	17	-	41

Team	Qtr	Time	Play Description (Extra Point) (Drive Info)	V-H
IND	1	1:36	Harrison 27 pass from Manning (Vinatieri kick) (8-58, 4:32)	0-7
NO	2	11:32	David 55 fumble return (Mare kick)	7-7
NO	2	6:26	Mare 34 FG (9-36, 3:55)	10-7
IND	2	0:45	Vinatieri 33 FG (8-70, 1:39)	10-10
IND	3	9:45	Addai 2 run (Vinatieri kick) (8-71, 4:07)	10-17
IND	3	6:11	Wayne 28 pass from Manning (Vinatieri kick) (4-69, 1:54)	10-24
IND	4	14:12	Vinatieri 33 FG (5-32, 1:18)	10-27
IND	4	10:05	Wayne 45 pass from Manning (Vinatieri kick) (5-66, 2:45)	10-34
IND	4	0:55	Giordano 83 interception return (Vinatieri kick)	10-41

FIELD GOALS (made (I) and missed)
 NO: Mare 52WL (34)

IND: Vinatieri (33) (33)

1 @ INDIANAPOLIS



NEW ORLEANS SAINTS							INDIANAPOLIS COLTS							
RUSHING	ATT	YDS	AVG	LG	TD		RUSHING	ATT	YDS	AVG	LG	TD		
Bush	12	38	3.2	9	0		Addai	23	118	5.1	15	1		
McAllister	10	38	3.8	12	0		Keith	5	32	6.4	13	0		
Stecker	2	21	10.5	13	0		Clark	1	14	14.0	14	0		
Henderson	1	5	5.0	5	0									
Brees	1	4	4.0	4	0									
Total	26	106	4.1	13	0		Total	29	164	5.7	15	1		

PASSING							PASSING								
ATT	CMP	YDS	SK/YD	TD	LG	INT	ATT	CMP	YDS	SK/YD	TD	LG	INT		
Brees	41	28	192	1/5	0	23	2	Manning	30	18	288	0/0	3	45t	0
Total	41	28	192	1/5	0	23	2	Total	30	18	288	0/0	3	45t	0

RECEIVING						RECEIVING					
NO	YDS	AVG	LG	TD		NO	YDS	AVG	LG	TD	
Johnson	8	57	7.1	9	0	Wayne	7	115	16.4	45t	2
Colston	6	47	7.8	13	0	Harrison	4	83	20.8	42	1
Bush	4	7	1.8	7	0	Addai	3	25	8.3	14	0
Henderson	3	34	11.3	23	0	Clark	2	48	24.0	39	0
Stecker	2	20	10.0	11	0	Utecht	1	19	19.0	19	0
Patten	2	18	9.0	13	0	Keith	1	-2	-2.0	-2	0
McAllister	2	7	3.5	4	0						
Brees	1	2	2.0	2	0						
Total	28	192	6.9	23	0	Total	8	288	16.0	45t	3

INT						INT					
NO	YDS	AVG	LG	TD		NO	YDS	AVG	LG	TD	
						Giordano	1	83	83.0	83t	1
						Keiaho	1	11	11.0	11	0
Total	0	0	0.0	0	0	Total	2	94	47.0	83t	1

PUNTING						PUNTING						
NO	YDS	AVG	TB	I20	LG	NO	YDS	AVG	TB	I20	LG	
Weatherford	5	242	48.4	0	2	61	Smith	4	166	41.5	0	1
Total	5	242	48.4	0	2	61	Total	4	166	41.5	0	1

PT RET						PT RET						
NO	YDS	AVG	FC	LG	TD	NO	YDS	AVG	FC	LG	TD	
Moore	1	30	30.0	1	30	0	Rushing	3	29	9.7	1	16
Bush	1	2	2.0	0	2	0						
Total	2	32	16.0	1	30	0	Total	3	29	9.7	1	16

KO RET						KO RET					
NO	YDS	AVG	FC	LG	TD	NO	YDS	AVG	FC	LG	TD
Moore	3	65	21.7	0	30	0	Lawton	1	22	22.0	0
Cooper	1	8	8.0	0	8	0					
Miller	1	8	8.0	0	8	0					
Total	5	81	16.2	0	30	0	Total	1	22	22.0	0

TEAM STATISTICS	NO	IND	TEAM STATISTICS	NO	IND
TOTAL FIRST DOWNS	18	20	FGs-PATs HAD BLOCKED	0-0	0-0
By Rushing	8	8	Net Punting Avg.	42.6	33.5
By Passing	9	12	TOTAL RETURN YARDAGE	32	123
By Penalty	1	0	No. and Yards Punt Returns	2-32	3-29
3rd DOWN EFFICIENCY	6-15-40%	4-11-36%	No. and Yards Kickoff Returns	5-81	1-22
4th DOWN EFFICIENCY	1-1-100%	0-0-0%	No. and Yards Interception Returns	0-0	2-94
TOTAL NET YARDS	293	452	PENALTIES: No.-Yds.	4-20	6-30
Total Plays	68	59	FUMBLES: No.-Lost	2-1	1-1
Avg. Per Play	4.3	7.7	TOUCHDOWNS	1	5
NET YARDS RUSHING	106	164	Rushing	0	1
Total Rushes	26	29	Passing	0	3
Avg. Per Play	4.1	5.7	Interceptions	0	1
Tackles For Loss-Yards	4-9	0-0	Fumbles	1	0
NET YARDS PASSING	187	288	EXTRA POINTS: Made-Att.	1-1	5-5
Sacked-Yards Lost	1-5	0-0	Kicking: Made-Att.	1-1	5-5
Gross Yards	192	288	FIELD GOALS: Made-Att.	1-2	2-2
PASSING: Att.-Comp.-INT	41-28-2	30-18-0	RED ZONE EFFICIENCY	0-1-0%	1-3-33%
Avg. Per Play	4.5	9.6	GOAL-TO-GO EFFICIENCY	0-0-0%	1-1-100%
KICKOFFS: No.-In EZ-Touchbacks	3-2-2	8-4-3	SAFETIES	0	0
PUNTS: No.-Avg.	5-48.4	4-41.5	FINAL SCORE	10	41
Had Blocked	0	0	TIME OF POSSESSION	31:45	28:15

AT TAMPA BAY GAME 2

BUCCANEERS: 31 SAINTS: 14
 RAYMOND JAMES STADIUM
 TAMPA BAY, FLA. - 9/16/07
 ATTENDANCE: 65,178 TIME: 2:56



Continuing their season-opening road trip with back-to-back away games for the second time in as many years, the 2006 NFC South Division Champion Saints got a rude welcome to divisional play in 2007 on a steamy afternoon in Tampa Bay.

Despite outgaining Tampa Bay on the day, winning the time of possession battle by more than six minutes, only committing three penalties and picking up five more first downs than their opponents, the Saints fell to 0-2 as they were defeated 31-14.

The host Buccaneers built a 21-0 halftime advantage with stifling defense and a pair of touchdown receptions from perennial New Orleans nemesis WR **Joey Galloway**. Tampa Bay held the Saints to just 130 first-half yards and forced a fumble by RB **Deuce McAllister** that they converted into their first touchdown to build what proved to be an insurmountable lead.

After a second one-yard touchdown from Tampa Bay RB **Carnell Williams** put the Bucs ahead 28-0, the Saints offense moved the ball 80 yards late in the third quarter and FB **Mike Karney** punched in a one-yard run of his own to give the Black and Gold their first offensive six-pointer of the year.



GAME NOTES

WR David Patten caught a 58-yard pass from QB Drew Brees in the third quarter that keyed the team's first touchdown drive. Patten's reception would prove to be the team's longest passing play of the season.

P Steve Weatherford took over holding duties in the contest, and went on to serve as the holder on all field goals and extra points for the rest of the year.

The Saints drove the field again late in the fourth quarter and added a touchdown on a four-yard pass from QB **Drew Brees** to WR **Marques Colston**, who was the club's leading receiver on the afternoon with eight catches for 70 yards.

SAINTS - BUCCANEERS GAME SUMMARY

New Orleans Saints	0	0	7	7	-	14
Tampa Bay Buccaneers	7	14	7	3	-	31

Team	Qtr	Time	Play Description (Extra Point) (Drive Info)	V-H
TB	1	5:25	Williams 1 run (Bryant kick) (8-57, 4:36)	0-7
TB	2	13:09	Galloway 69 pass from Garcia (Bryant kick) (3-68, 1:37)	0-14
TB	2	1:05	Galloway 24 pass from Garcia (Bryant kick) (2-65, 0:36)	0-21
TB	3	4:26	Williams 1 run (Bryant kick) (5-53, 2:39)	0-28
NO	3	0:49	Karney 1 run (Mare kick) (9-80, 3:37)	7-28
TB	4	7:30	Bryant 27 FG (8-25, 4:11)	7-31
NO	4	2:50	Colston 4 pass from Brees (Mare kick) (11-78, 4:40)	14-31

FIELD GOALS (made (I) and missed)
 NO: Mare 38WL

TB: Bryant (27)

2 @ TAMPA BAY



NEW ORLEANS SAINTS						TAMPA BAY BUCCANEERS					
RUSHING	ATT	YDS	AVG	LG	TD	RUSHING	ATT	YDS	AVG	LG	TD
McAllister	10	49	4.9	15	0	Williams	24	61	2.5	12	2
Bush	10	27	2.7	10	0	Pittman	5	18	3.6	5	0
Karney	3	13	4.3	10	1	Garcia	2	6	3.0	7	0
Brees	3	10	3.3	7	0	Graham	1	2	2.0	2	0
Total	26	99	3.8	15	1	Total	32	87	2.7	12	2

PASSING	ATT	CMP	YDS	SK/YD	TD	LG	INT	PASSING	ATT	CMP	YDS	SK/YD	TD	LG	INT
Brees	44	26	260	2/16	1	58	1	Garcia	16	10	243	0/0	2	69t	0
Total	44	26	260	2/16	1	58	1	Total	16	10	243	0/0	2	69t	0

RECEIVING	NO	YDS	AVG	LG	TD	RECEIVING	NO	YDS	AVG	LG	TD
Colston	8	70	8.8	15	1	Galloway	4	135	33.8	69t	2
Bush	6	43	7.2	11	0	Hilliard	2	51	25.5	41	0
Moore	3	46	15.3	22	0	Smith	2	45	22.5	33	0
Johnson	3	18	6.0	8	0	Pittman	1	11	11.0	11	0
Patten	2	66	33.0	58	0	Askew	1	1	1.0	1	0
McAllister	1	7	7.0	7	0	Total	10	243	24.3	69t	2
Copper	1	6	6.0	6	0						
Owens	1	4	4.0	4	0						
Karney	1	0	0.0	0	0						
Total	26	260	10.0	58	1	Total	10	243	24.3	69t	2

INT	NO	YDS	AVG	LG	TD	INT	NO	YDS	AVG	LG	TD
						June	1	0	0.0	0	0
Total	0	0	0.0	0	0	Total	1	0	0.0	0	0

PUNTING	NO	YDS	AVG	TB	I20	LG	PUNTING	NO	YDS	AVG	TB	I20	LG
Weatherford	4	177	44.3	0	0	52	Bidwell	5	190	38.0	0	1	53
Total	4	177	44.3	0	0	52	Total	5	190	38.0	0	1	53

PT RET	NO	YDS	AVG	FC	LG	TD	PT RET	NO	YDS	AVG	FC	LG	TD
Moore	0	0	0.0	2	0	0	Jones	3	25	8.3	1	16	0
Total	0	0	0.0	2	0	0	Total	3	25	8.3	1	16	0

KO RET	NO	YDS	AVG	FC	LG	TD	KO RET	NO	YDS	AVG	FC	LG	TD
Moore	3	50	16.7	0	21	0	Jones	1	36	36.0	0	36	0
Lake	1	10	10.0	0	10	0	Clayton	1	23	23.0	0	23	0
							Hilliard	1	3	3.0	0	3	0
Total	4	60	15.0	0	21	0	Total	3	62	20.7	0	36	0

TEAM STATISTICS	NO	TB	TEAM STATISTICS	NO	TB
TOTAL FIRST DOWNS	19	14	FGS-PATs HAD BLOCKED	0-0	0-0
By Rushing	6	7	Net Punting Avg.	38.0	38.0
By Passing	13	7	TOTAL RETURN YARDAGE	0	25
By Penalty	0	0	No. and Yards Punt Returns	0-0	3-25
3rd DOWN EFFICIENCY	8-18-44%	5-11-45%	No. and Yards Kickoff Returns	4-60	3-62
4th DOWN EFFICIENCY	2-4-50%	0-0-0%	No. and Yards Interception Returns	0-0	1-0
TOTAL NET YARDS	343	330	PENALTIES: No.-Yds.	3-35	2-10
Total Plays	72	48	FUMBLES: No.-Lost	3-1	0-0
Avg. Per Play	4.8	6.9	TOUCHDOWNS	2	4
NET YARDS RUSHING	99	87	Rushing	1	2
Total Rushes	26	32	Passing	1	2
Avg. Per Play	3.8	2.7	Interceptions	0	0
Tackles For Loss-Yards	1-1	3-10	Fumbles	0	0
NET YARDS PASSING	244	243	EXTRA POINTS: Made-Att.	2-2	4-4
Sacked-Yards Lost	2-16	0-0	Kicking: Made-Att.	2-2	4-4
Gross Yards	260	243	FIELD GOALS: Made-Att.	0-1	1-1
PASSING: Att.-Comp.-INT	44-26-1	16-10-0	RED ZONE EFFICIENCY	2-2-100%	2-3-67%
Avg. Per Play	5.3	15.2	GOAL-TO-GO EFFICIENCY	2-2-100%	2-2-100%
KICKOFFS: No.-In EZ-Touchbacks	3-1-0	6-2-2	SAFETIES	0	0
PUNTS: No.-Avg.	4-44.3	5-38.0	FINAL SCORE	14	31
Had Blocked	0	0	TIME OF POSSESSION	33:08	26:52

VS. TENNESSEE GAME 3



TITANS: 31 SAINTS: 14
 LOUISIANA SUPERDOME
 NEW ORLEANS, LA - 9/24/07
 ATTENDANCE: 70,002 TIME: 3:02

The Saints opened their 2007 home schedule in primetime on ESPN's Monday Night Football, just as they had done a season earlier. Despite coming exactly 52 weeks after the team's return to the Superdome in 2006, this home kickoff did not go as according to plan from the New Orleans perspective.

Despite falling to their third consecutive defeat to open the season, the worst news would come after the game when it was learned that RB **Deuce McAllister** had suffered a torn ACL in his left knee while catching a pass in the second quarter and was lost for the season.

Tennessee established a 10-0 lead via a first-quarter field goal and second-quarter touchdown pass. After Saints QB **Drew Brees** and Titans QB **Vince Young** each threw interceptions on back-to-back plays, RB **Reggie Bush** brought the Saints within three points on a one-yard TD run with a minute to play before halftime.

Bush's second one-yard plunge of the night gave New Orleans what would be their only lead of the game at 14-10 midway through the third quarter. The

Titans answered to retake the lead on a TD rush by Bush's college teammate **LenDale White** before the Tennessee defense locked down the contest.

! GAMENOTES

RB Reggie Bush scored on a pair of one-yard TD runs, giving him the second multi-touchdown game of his career.

CB Jason David picked off a Vince Young pass in the second quarter to record his first interception as a member of the Saints.

By holding the Titans to a 2.9-yard rushing average, the Saints held an opponent to under three yards per carry for the second straight game. It was the first time New Orleans achieved the feat in consecutive contests since 2001.

Brees suffered a fourth quarter to forget, turning the ball over on all four of the Saints' possessions in the final period to end any hopes of a potential comeback. After having the ball stripped on a sack, LB **Keith Bulluck** collected his second and third interceptions of the night before S **Vincent Fuller** iced the victory when he returned an interception 61 yards for a touchdown to provide the final margin.

SAINTS-TITANS GAME SUMMARY

Tennessee Titans	3	7	7	14	-	31
New Orleans Saints	0	7	7	0	-	14

Team	Qtr	Time	Play Description (Extra Point) (Drive Info)	V-H
TEN	1	2:44	Bironas 33 FG (10-40, 4:35)	3-0
TEN	2	12:55	Jones 35 pass from Young (Bironas kick) (6-45, 2:40)	10-0
NO	2	1:00	Bush 1 run (Mare kick) (11-62, 4:14)	10-7
NO	3	7:55	Bush 1 run (Mare kick) (9-62, 4:51)	10-14
TEN	3	2:19	White 1 run (Bironas kick) (9-57, 5:36)	17-14
TEN	4	8:55	Scaife 3 pass from Young (Bironas kick) (10-51, 5:55)	24-14
TEN	4	2:39	Fuller 61 interception return (Bironas kick)	31-14

FIELD GOALS (made () and missed)
TEN: Bironas (33) 27WL

NO: None

3 VS. TENNESSEE



TENNESSEE TITANS							NEW ORLEANS SAINTS								
RUSHING	ATT	YDS	AVG	LG	TD		RUSHING	ATT	YDS	AVG	LG	TD			
White	17	50	2.9	8	1		Bush	7	15	2.1	6	2			
Brown	11	38	3.5	19	0		Brees	1	9	9.0	9	0			
Young	5	21	4.2	12	0		Stecker	3	6	2.0	2	0			
Williams	1	-11	-11.0	-11	0		McAllister	4	5	1.3	4	0			
							Karney	1	-1	-1.0	-1	0			
Total	34	98	2.9	19	1		Total	16	34	2.1	9	2			
PASSING	ATT	CMP	YDS	SK/YD	TD	LG	INT	PASSING	ATT	CMP	YDS	SK/YD	TD	LG	INT
Young	22	14	164	0/0	2	35t	1	Brees	45	29	225	1/7	0	37	4
Collins	4	4	22	0/0	0	8	0	Total	45	29	225	1/7	0	37	4
Total	26	18	186	0/0	2	35t	1								
RECEIVING	NO	YDS	AVG	LG	TD			RECEIVING	NO	YDS	AVG	LG	TD		
Jones	4	73	18.3	35t	1			Moore	6	54	9.0	17	0		
Brown	4	18	4.5	8	0			Bush	6	20	3.3	11	0		
Williams	3	37	12.3	18	0			Johnson	5	23	4.6	9	0		
Scaife	3	26	8.7	19	1			Colston	4	68	17.0	37	0		
Moulds	2	20	10.0	10	0			Copper	2	23	11.5	15	0		
White	1	10	10.0	10	0			Stecker	2	14	7.0	7	0		
Hartsack	1	2	2.0	2	0			Henderson	1	11	11.0	11	0		
								Patten	1	6	6.0	6	0		
Total	18	186	10.3	35t	2			Karney	1	5	5.0	5	0		
								McAllister	1	1	1.0	1	0		
Total	29	225	7.8	37	0										
INT	NO	YDS	AVG	LG	TD			INT	NO	YDS	AVG	LG	TD		
Bulluck	3	51	17.0	35	0			David	1	19	19.0	19	0		
Fuller	1	61	61.0	61t	1			Total	1	19	19.0	19	0		
Total	4	112	28.0	61t	1										
PUNTING	NO	YDS	AVG	TB	I20	LG		PUNTING	NO	YDS	AVG	TB	I20	LG	
Miller	3	121	40.3	0	1	52		Weatherford	3	160	53.3	0	2	54	
Total	3	121	40.3	0	1	52		Total	3	160	53.3	0	2	54	
PT RET	NO	YDS	AVG	FC	LG	TD		PT RET	NO	YDS	AVG	FC	LG	TD	
Davis	3	43	14.3	0	28	0		Bush	1	10	10.0	0	10	0	
								Moore	0	0	0.0	1	0	0	
Total	3	43	14.3	0	28	0		Total	1	10	10.0	1	10	0	
KO RET	NO	YDS	AVG	FC	LG	TD		KO RET	NO	YDS	AVG	FC	LG	TD	
Griffin	1	48	48.0	0	48	0		Stecker	3	79	26.3	0	41	0	
								Moore	3	54	18.0	0	25	0	
Total	1	48	48.0	0	48	0		Total	6	133	22.2	0	41	0	

TEAM STATISTICS	TEN	NO	TEAM STATISTICS	TEN	NO
TOTAL FIRST DOWNS	19	18	FGs-PATs HAD BLOCKED	0-0	0-0
By Rushing	7	4	Net Punting Avg.	37.0	39.0
By Passing	11	12	TOTAL RETURN YARDAGE	155	29
By Penalty	1	2	No. and Yards Punt Returns	3-43	1-10
3rd DOWN EFFICIENCY	5-11-44%	7-12-58%	No. and Yards Kickoff Returns	1-48	6-133
4th DOWN EFFICIENCY	1-1-100%	0-1-0%	No. and Yards Interception Returns	4-112	1-19
TOTAL NET YARDS	284	252	PENALTIES: No.-Yds.	8-49	2-15
Total Plays	60	62	FUMBLES: No.-Lost	1-0	1-1
Avg. Per Play	4.7	4.1	TOUCHDOWNS	4	2
NET YARDS RUSHING	98	34	Rushing	1	2
Total Rushes	34	16	Passing	2	0
Avg. Per Play	2.9	2.1	Interceptions	1	0
Tackles For Loss-Yards	3-17	2-2	Fumbles	0	0
NET YARDS PASSING	187	218	EXTRA POINTS: Made-Att.	4-4	2-2
Sacked-Yards Lost	0-0	1-7	Kicking: Made-Att.	4-4	2-2
Gross Yards	187	225	FIELD GOALS: Made-Att.	1-2	0-0
PASSING: Att.-Comp.-INT	26-18-1	45-29-4	RED ZONE EFFICIENCY	2-5-40%	2-2-100%
Avg. Per Play	7.2	4.7	GOAL-TO-GO EFFICIENCY	2-3-67%	2-2-100%
KICKOFFS: No.-In EZ-Touchbacks	6-2-0	3-3-2	SAFETIES	0	0
PUNTS: No.-Avg.	3-40.3	3-53.3	FINAL SCORE	31	14
Had Blocked	0	0	TIME OF POSSESSION	33:06	26:54

VS. CAROLINA GAME 4



PANTHERS: 16 SAINTS: 13
LOUISIANA SUPERDOME
NEW ORLEANS, LA. - 10/7/07
ATTENDANCE: 70,000 | TIME: 3:05

A blocked field goal, an interception and a missed field goal in the fourth quarter by the Saints set the stage for a comeback for the Panthers, who trailed 13-6 entering the final 15 minutes of the contest. K **John Kasay** drilled a 52-yard field goal as time expired to lift Carolina to victory and drop New Orleans to 0-4.

After a Saints' drive stalled at the Carolina 2, DE **Julius Peppers** blocked a 20-yard field goal attempt with 10:20 remaining in the game. The Panthers drove 85 yards in 12 plays, with WR **Steve Smith** capping the march with a 17-yard touchdown grab to tie it at 13-13.

QB **Drew Brees** was intercepted three plays into the following possession, but CB **Mike McKenzie** made a key play by intercepting Carolina QB **David Carr** two plays later at the New Orleans 37 and returning it 30 yards. But a 54-yard field goal attempt with 2:19 remaining sailed wide left.

The Panthers would get only two first downs from there, but it was close

enough for Kasay's game-winning kick.

The turnover and special teams miscues late in the game unhinged a strong showing by the Saints' defense, which held the Panthers to 243 net yards - including only 88 rushing. DE **Will Smith** had four tackles, a sack and a forced fumble, and LB **Mark Simoneau** paced the unit with 10 tackles.

! GAMENOTES

The Saints dominated the time of possession, holding the ball for 35:13 of the contest. Included was a 19-play drive in the second quarter that lasted 10:20 - leading to a field goal - and a 24-play march in the second half that ate up 10:22 of the clock. Stretching from late in the third into the fourth quarter, the drive resulted in a blocked field goal.

WR **Devery Henderson** led New Orleans with four catches for 101 yards, marking the fourth game of his career where the wideout reached the 100-yard milestone.

In his first game as the full-time starter, RB **Reggie Bush** led the Saints in rushing and receiving, posting a then career-high 21 carries and hauling in a team-best nine grabs. His 129 yards from scrimmage led the Saints.

QB **Drew Brees** completed 29 of 47 for 252 yards, and FB **Mike Karney** scored the Saints' lone touchdown with a two-yard plunge in the third quarter.

SAINTS-PANTHERS GAME SUMMARY

Carolina Panthers	3	3	0	10	-	16
New Orleans Saints	3	3	7	0	-	13

Team	Qtr	Time	Play Description (Extra Point)	(Drive Info)	V-H
CAR	1	8:11	Kasay 23 FG (6-42, 2:35)		3-0
NO	1	3:27	Mare 25 FG (12-64, 4:44)		3-3
CAR	2	11:22	Kasay 35 FG (8-69, 3:40)		6-3
NO	2	1:02	Mare 28 FG (19-67, 10:20)		6-6
NO	3	12:18	Karney 2 run (Mare kick) (6-74, 2:42)		6-13
CAR	4	3:53	Smith 17 pass from Carr (Kasay kick) (12-85, 6:18)		13-13
CAR	4	0:00	Kasay 52 FG (8-21, 2:14)		16-13

FIELD GOALS (made () and missed)
CAR: Kasay (23) (35) (52)

NO: Mare (25) (28) 20B 54WL

4 VS. CAROLINA



CAROLINA PANTHERS							NEW ORLEANS SAINTS								
RUSHING	ATT	YDS	AVG	LG	TD		RUSHING	ATT	YDS	AVG	LG	TD			
Foster	19	59	3.1	12	0		Bush	21	67	3.2	13	0			
Williams	7	23	3.3	10	0		Stecker	4	12	3.0	6	0			
Carr	2	6	3.0	6	0		Weatherford	1	5	5.0	5	0			
							P. Thomas	1	3	3.0	3	0			
							Karney	1	2	2.0	2t	1			
Total	28	88	3.1	12	0		Total	28	89	3.2	13	1			
PASSING	ATT	CMP	YDS	SK/YD	TD	LG	INT	PASSING	ATT	CMP	YDS	SK/YD	TD	LG	INT
Carr	17	10	119	1/7	1	27	1	Brees	47	29	252	0/0	0	54	2
Moore	2	1	43	0/0	AAO	43	0	Total	47	29	252	0/0	0	54	2
Total	19	11	162	1/7	1	43	1								
RECEIVING	NO	YDS	AVG	LG	TD			RECEIVING	NO	YDS	AVG	LG	TD		
Colbert	4	74	18.5	43	0			Colbert	9	52	5.8	12	0		
Smith	4	47	11.8	17t	1			Johnson	5	30	6.0	9	0		
King	2	33	16.5	27	0			Henderson	4	101	25.3	54	0		
Hoover	1	8	8.0	8	0			Colston	4	31	7.8	15	0		
								Moore	3	32	10.7	16	0		
Total	11	162	14.7	43	1			Stecker	3	-3	-1.0	4	0		
								Karney	1	9	9.0	9	0		
								Total	29	252	8.7	54	0		
INT	NO	YDS	AVG	LG	TD			INT	NO	YDS	AVG	LG	TD		
Marshall	1	34	34.0	34	0			McKenzie	1	33	33.0	33	0		
Harris	1	30	30.0	30	0			Total	1	33	33.0	33	0		
Total	2	64	32.0	34	0										
PUNTING	NO	YDS	AVG	TB	I20	LG		PUNTING	NO	YDS	AVG	TB	I20	LG	
Baker	4	199	49.8	0	1	57		Weatherford	2	78	39.0	0	1	43	
Total	4	199	49.8	0	1	57		Total	2	78	39.0	0	1	43	
PT RET	NO	YDS	AVG	FC	LG	TD		PT RET	NO	YDS	AVG	FC	LG	TD	
Smith	1	6	6.0	0	6	0		Moore	2	11	5.5	1	8	0	
Total	1	6	6.0	0	6	0		Total	2	11	5.5	1	8	0	
KO RET	NO	YDS	AVG	FC	LG	TD		KO RET	NO	YDS	AVG	FC	LG	TD	
Williams	3	39	13.0	0	17	0		P. Thomas	4	100	25.0	0	27	0	
McClover	1	0	0.0	0	0	0		Total	4	100	25.0	0	27	0	
Total	4	39	9.8	0	17	0									
TEAM STATISTICS	CAR	NO	TEAM STATISTICS	CAR	NO										
TOTAL FIRST DOWNS	12	23	FGs-PATs HAD BLOCKED	0-0	1-0										
By Rushing	3	8	Net Punting Avg.	47.0	36.0										
By Passing	8	11	TOTAL RETURN YARDAGE	70	44										
By Penalty	1	4	No. and Yards Punt Returns	1-6	2-11										
3rd DOWN EFFICIENCY	5-11-45%	8-16-50%	No. and Yards Kickoff Returns	4-39	4-100										
4th DOWN EFFICIENCY	0-0-0%	2-2-100%	No. and Yards Interception Returns	2-64	1-33										
TOTAL NET YARDS	243	341	PENALTIES: No.-Yds.	7-59	5-35										
Total Plays	48	75	FUMBLES: No.-Lost	2-0	0-0										
Avg. Per Play	5.1	4.5	TOUCHDOWNS	1	1										
NET YARDS RUSHING	88	89	Rushing	0	1										
Total Rushes	28	28	Passing	1	0										
Avg. Per Play	3.1	3.2	Interceptions	0	0										
Tackles For Loss-Yards	4-7	4-6	Fumbles	0	0										
NET YARDS PASSING	155	252	EXTRA POINTS: Made-Att.	1-1	1-1										
Sacked-Yards Lost	1-7	0-0	Kicking: Made-Att.	1-1	1-1										
Gross Yards	162	252	FIELD GOALS: Made-Att.	3-3	2-4										
PASSING: Att.-Comp.-INT	19-11-1	47-29-2	RED ZONE EFFICIENCY	1-3-33%	1-4-25%										
Avg. Per Play	7.8	5.4	GOAL-TO-GO EFFICIENCY	0-0-0%	1-3-33%										
KICKOFFS: No.-In EZ-Touchbacks	4-3-0	4-0-0	SAFETIES	0	0										
PUNTS: No.-Avg.	4-49.8	2-39.0	FINAL SCORE	16	13										
Had Blocked	0	0	TIME OF POSSESSION	24:47	35:13										

2007 GAME-BY-GAME REVIEW

AT SEATTLE

GAME **5**



SAINTS: 28 SEAHAWKS: 17
 QWEST FIELD
 SEATTLE, WASH. - 10/14/07
 ATTENDANCE: 68,296 TIME: 3:04

With key contributions from offense, defense and special teams, the Saints earned their first victory of 2007, and the prime-time win on national television also sparked what was the first of a four-game winning streak.

The Saints did most of their damage in the first half, scoring all 28 points in the opening two quarters. New Orleans kicked off the scoring six plays into the game, when RB **Pierre Thomas** scooped up a fumbled snap off a punt and bolted five yards into the end zone.

In the second quarter, the Saints exploded for three touchdowns, with QB **Drew Brees** capping a 13-play, 86-yard march with a three-yard flip to TE **Eric Johnson** early in the period.

Seattle responded by driving to the New Orleans 26, but Saints S **Josh Bullocks** blocked a 44-yard field goal attempt, and New Orleans drove down for another TD, with three Brees completions and a 22-yard burst by RB **Reggie Bush** setting up a seven-yard scoring run off an end-around by WR **Lance Moore**.

After a Seahawks touchdown drive, Brees led the Saints on a nine-play, 80-

yard march — including four completions to WR **David Patten** for 67 yards. WR **Marques Colston** finished the drive with a two-yard scoring grab to put the Saints ahead 28-7, and the Seahawks would add a field goal before halftime.

! GAMENOTES

The Saints held the Seahawks to 92 yards rushing. It marked the fourth-straight game that the club surrendered less than 100 yards, the longest such streak since 2000. DT Hollis Thomas led the defensive front with five stops.

S Josh Bullocks turned in one of the top performances of his career. He had a season-high 13 tackles (six solo), a fourth-quarter interception at the New Orleans 6 to snuff out a long Seahawks march and blocked a field goal that led to a Saints scoring drive.

WR David Patten had his first 100-yard receiving day since 2004 with eight catches for 113 yards. WR Lance Moore, in his first career start, had three catches for 35 yards and ran for a seven-yard TD.

RB Reggie Bush had a season-high 97 yards rushing on 19 carries and added six catches for 44 yards.

The Saints put together a promising drive in the third quarter before a fumble, and neither team scored until Seattle WR **Nate Burleson** hauled in a 22-yard TD with 6:49 remaining in the contest. A late interception deep in New Orleans territory thwarted another Seattle scoring opportunity.

SAINTS-SEAHAWKS GAME SUMMARY

New Orleans Saints	7	21	0	0	-	28
Seattle Seahawks	0	10	0	7	-	17

Team	Qtr	Time	Play Description (Extra Point) (Drive Info)	V-H
NO	1	12:38	P. Thomas 5 fumble return (Mare kick)	7-0
NO	2	14:28	Johnson 3 pass from Brees (Mare kick) (13-86, 7:04)	14-0
NO	2	5:18	Moore 7 run (Mare kick) (6-66, 2:48)	21-0
SEA	2	2:16	Obomaniu 17 pass from Hasselbeck (Brown kick) (7-63, 3:02)	21-7
NO	2	0:30	Colston 2 pass from Brees (Mare kick) (9-80, 1:46)	28-7
SEA	2	0:02	Brown 52 FG (4-38, 0:28)	28-10
SEA	4	6:39	Burleson 22 pass from Hasselbeck (Brown kick) (6-80, 1:31)	28-17

FIELD GOALS (made (I) and missed)
 NO: None

SEA: Brown 44B (52)

2007 GAME-BY-GAME REVIEW

5 @ SEATTLE



NEW ORLEANS SAINTS							SEATTLE SEAHAWKS						
RUSHING	ATT	YDS	AVG	LG	TD		RUSHING	ATT	YDS	AVG	LG	TD	
Bush	19	97	5.1	22	0		Weaver	3	40	13.3	37	0	
Stecker	8	17	2.1	9	0		Alexander	14	35	2.5	11	0	
Moore	1	7	7.0	7t	1		Hasselbeck	2	13	6.5	12	0	
Brees	4	0	0.0	2	0		Morris	1	4	4.0	4	0	
Karney	1	0	0.0	0	0		Plackemeier	1	0	0.0	0	0	
Total	33	121	3.7	22	1		Total	21	92	4.4	37	0	

PASSING							PASSING								
ATT	CMP	YDS	SK/YD	TD	LG	INT	ATT	CMP	YDS	SK/YD	TD	LG	INT		
Brees	36	25	246	0/0	2	36	0	Hasselbeck	43	26	362	5/29	2	29	1
Total	36	25	246	0/0	2	36	0	Total	43	26	362	5/29	2	29	1

RECEIVING							RECEIVING						
NO	YDS	AVG	LG	TD			NO	YDS	AVG	LG	TD		
Patten	8	113	14.1	36	0		Johnson	9	120	13.3	27	0	
Bush	6	44	7.3	17	0		Burleson	6	63	10.5	22t	1	
Moore	3	35	11.7	20	0		Obomaniu	4	72	18.0	25	1	
Miller	2	26	13.0	17	0		Weaver	4	53	13.3	22	0	
Johnson	2	12	6.0	9	1		Pollard	2	25	12.5	13	0	
Stecker	2	10	5.0	5	0		Wallace	1	29	29.0	29	0	
Karney	1	4	4.0	4	0		Total	26	362	13.9	29	2	
Colston	1	2	2.0	2t	1								
Total	25	246	9.8	36	2								

INT							INT						
NO	YDS	AVG	LG	TD			NO	YDS	AVG	LG	TD		
Bullocks	1	6	6.0	6	0		Total	0	0	0.0	0	0	
Total	1	6	6.0	6	0								

PUNTING							PUNTING						
NO	YDS	AVG	TB	I20	LG		NO	YDS	AVG	TB	I20	LG	
Weatherford	6	259	43.2	2	2	54	Plackemeier	4	162	40.5	0	2	55
Total	6	259	43.2	2	2	54	Total	4	162	40.5	0	2	55

PT RET							PT RET						
NO	YDS	AVG	FC	LG	TD		NO	YDS	AVG	FC	LG	TD	
Moore	0	0	0.0	2	0	0	Burleson	2	23	11.5	2	22	0
Total	0	0	0.0	2	0	0	Total	2	23	11.5	2	22	0

KO RET							KO RET						
NO	YDS	AVG	FC	LG	TD		NO	YDS	AVG	FC	LG	TD	
P. Thomas	1	17	17.0	0	17	0	Wilson	4	92	23.0	0	26	0
Total	1	17	17.0	0	17	0	Taylor	1	27	27.0	0	27	0
							Total	5	119	23.8	0	27	0

TEAM STATISTICS	NO	SEA	TEAM STATISTICS	NO	SEA
TOTAL FIRST DOWNS	22	25	FGS-PATS HAD BLOCKED	0-0	1-0
By Rushing	5	3	Net Punting Avg.	32.7	40.5
By Passing	16	21	TOTAL RETURN YARDAGE	6	23
By Penalty	1	1	No. and Yards Punt Returns	0-0	2-23
3rd DOWN EFFICIENCY	7-14-50%	4-12-33%	No. and Yards Kickoff Returns	1-17	5-119
4th DOWN EFFICIENCY	1-1-100%	0-3-0%	No. and Yards Interception Returns	1-6	0-0
TOTAL NET YARDS	367	425	PENALTIES: No.-Yds.	5-37	3-11
Total Plays	69	69	FUMBLES: No.-Lost	2-1	1-1
Avg. Per Play	5.3	6.2	TOUCHDOWNS	4	2
NET YARDS RUSHING	121	92	Rushing	1	0
Total Rushes	33	21	Passing	2	2
Avg. Per Play	3.7	4.4	Interceptions	0	0
Tackles For Loss-Yards	5-10	1-2	Fumbles	1	0
NET YARDS PASSING	246	333	EXTRA POINTS: Made-Att.	4-4	2-2
Sacked-Yards Lost	0-0	5-29	Kicking: Made-Att.	4-4	2-2
Gross Yards	246	362	FIELD GOALS: Made-Att.	0-0	1-2
PASSING: Att.-Comp.-INT	36-25-0	43-26-1	RED ZONE EFFICIENCY	3-4-75%	1-2-50%
Avg. Per Play	6.8	6.9	GOAL-TO-GO EFFICIENCY	3-3-100%	0-0-0%
KICKOFFS: No.-In EZ-Touchbacks	5-1-0	4-2-2	SAFETIES	0	0
PUNTS: No.-Avg.	6-43.2	4-40.5	FINAL SCORE	28	17
Had Blocked	0	0	TIME OF POSSESSION	32:44	27:16

VS.

ATLANTA

GAME

6



SAINTS: 22 FALCONS: 16
 LOUISIANA SUPERDOME
 NEW ORLEANS, LA. - 10/21/07
 ATTENDANCE: 69,994 TIME: 3:02

The Saints earned their second-straight victory of 2007 – and first against an NFC South foe – in a game that had five lead changes. The New Orleans defense was particularly stingy, posting three sacks and allowing just 75 yards rushing, including only three in the second half.

RB **Reggie Bush** gave the Saints the lead with 5:11 remaining in the contest after taking a short swing pass and sprinting around the right end for a touchdown. The scoring play capped an 11-play, 69-yard march that took up 5:15 of the fourth quarter. Bush then went around the right end for the two-point conversion.

The Falcons had taken a 16-14 lead on their previous possession after K **Morten Andersen** drilled a 21-yard field goal with 10:22 remaining in the contest. Atlanta had driven to the New Orleans 3 after a 32-yard completion, but after three plays inside the 10 were forced to settle for a field goal.

The Saints took the initial lead in the contest on a 37-yard TD pass from QB **Drew Brees** to WR **Devery Henderson** in the first quarter. Atlanta countered in the second quarter with a 33-yard field goal by Andersen and a nine-yard touchdown toss by QB **Byron Leftwich** to WR **Roddy White**.

! GAME NOTES

RB Pierre Thomas had a 24-yard touchdown run in the third quarter. It was his first touchdown on offense – and only the second rushing attempt – of his career. He had scored a TD on special teams the week before off a fumble recovery.

The Saints allowed less than 100 yards rushing for the fifth-straight contest, a first since 1992.

WR Lance Moore had a 48-yard punt return in the first quarter, a career-long and the Saints' longest of 2007.

The Saints went ahead 14-13 early in the second half after a 24-yard burst in the third quarter by RB **Pierre Thomas**. Brees completed five of six on the 80-yard drive to set up the scoring run.

SAINTS – FALCONS GAME SUMMARY

Atlanta Falcons	3	10	0	3	-	16
New Orleans Saints	7	0	7	8	-	22

Team	Qtr	Time	Play Description (Extra Point) (Drive Info)	V-H
NO	1	7:16	Henderson 37 pass from Brees (Mare kick) (3-49, 1:25)	0-7
ATL	1	2:26	Andersen 38 FG (9-47, 4:50)	3-7
ATL	2	10:21	Andersen 33 FG (9-54, 4:26)	6-7
ATL	2	3:31	White 9 pass from Leftwich (Andersen kick) (7-44, 2:52)	13-7
NO	3	10:15	P. Thomas 24 run (Mare kick) (9-80, 4:45)	13-14
ATL	4	10:19	Andersen 21 FG (10-37, 5:31)	16-14
NO	4	5:04	Bush 4 pass from Brees (Bush run) (11-69, 5:15)	16-22

FIELD GOALS (made () and missed)
 ATL: Andersen (38) (33) (21)

NO: None

6

VS. ATLANTA



ATLANTA FALCONS							NEW ORLEANS SAINTS								
RUSHING	ATT	YDS	AVG	LG	TD		RUSHING	ATT	YDS	AVG	LG	TD			
Norwood	6	38	6.3	30	0		Bush	17	54	3.2	9	0			
Dunn	13	28	2.2	12	0		P. Thomas	2	28	14.0	24t	1			
Leftwich	3	6	2.0	7	0		Brees	2	8	4.0	9	0			
Mughelli	1	3	3.0	3	0		Stecker	1	1	1.0	1	0			
Harrington	1	0	0.0	0	0										
Total	24	75	3.1	30	0		Total	22	91	4.1	24	1			
PASSING	ATT	CMP	YDS	SK/YD	TD	LG	INT	PASSING	ATT	CMP	YDS	SK/YD	TD	LG	INT
Leftwich	23	15	145	1/7	1	23	0	Brees	34	22	219	0/0	2	37t	1
Harrington	18	12	128	2/7	0	32	0								
Total	41	27	273	3/14	1	32	0	Total	34	22	219	0/0	2	37t	1
RECEIVING	NO	YDS	AVG	LG	TD			RECEIVING	NO	YDS	AVG	LG	TD		
White	8	110	13.8	32	1			Johnson	5	54	10.8	21	0		
Jenkins	6	69	11.5	20	0			Bush	5	19	3.8	8	1		
Robinson	3	53	17.7	25	0			Colston	3	45	15.0	33	0		
Horn	3	25	8.3	12	0			Patten	2	29	14.5	18	0		
Norwood	3	1	0.3	3	0			Stecker	2	11	5.5	6	0		
Milner	2	10	5.0	8	0			Karney	2	7	3.5	5	0		
Blakley	1	4	4.0	4	0			Henderson	1	37	37.0	37t	1		
Dunn	1	1	1.0	1	0			Moore	1	10	10.0	10	0		
								Miller	1	7	7.0	7	0		
Total	27	273	10.1	32	1			Total	22	219	10.0	37	2		
INT	NO	YDS	AVG	LG	TD			INT	NO	YDS	AVG	LG	TD		
Williams	1	-5	-5.0	-5	0										
Hall	0	7	0.0	7	0										
Total	1	2	2.0	7	0			Total	0	0	0.0	0	0		
PUNTING	NO	YDS	AVG	TB	I20	LG		PUNTING	NO	YDS	AVG	TB	I20	LG	
Koenen	6	265	44.2	0	3	51		Weatherford	5	194	38.8	0	1	45	
Total	6	265	44.2	0	3	51		Total	5	194	38.8	0	1	45	
PT RET	NO	YDS	AVG	FC	LG	TD		PT RET	NO	YDS	AVG	FC	LG	TD	
Jennings	4	37	9.3	1	15	0		Moore	2	55	27.5	3	48	0	
								Craft	1	0	0.0	0	0	0	
Total	4	37	9.3	1	15	0		Total	3	55	18.3	3	48	0	
KO RET	NO	YDS	AVG	FC	LG	TD		KO RET	NO	YDS	AVG	FC	LG	TD	
Norwood	2	38	19.0	0	20	0		P. Thomas	3	78	26.0	0	32	0	
Total	2	38	19.0	0	20	0		Total	3	78	26.0	0	32	0	

TEAM STATISTICS	ATL	NO	TEAM STATISTICS	ATL	NO
TOTAL FIRST DOWNS	18	14	FGs-PATs HAD BLOCKED	0-0	0-0
By Rushing	5	5	Net Punting Avg.	35.0	31.4
By Passing	13	9	TOTAL RETURN YARDAGE	39	55
By Penalty	0	0	No. and Yards Punt Returns	4-37	3-55
3rd DOWN EFFICIENCY	9-18-50%	4-12-33%	No. and Yards Kickoff Returns	2-38	3-78
4th DOWN EFFICIENCY	0-0-0%	1-3-33%	No. and Yards Interception Returns	1-2	0-0
TOTAL NET YARDS	334	310	PENALTIES: No.-Yds.	9-52	6-49
Total Plays	68	56	FUMBLES: No.-Lost	3-0	0-0
Avg. Per Play	4.9	5.5	TOUCHDOWNS	1	3
NET YARDS RUSHING	75	91	Rushing	0	1
Total Rushes	24	22	Passing	1	2
Avg. Per Play	3.1	4.1	Interceptions	0	0
Tackles For Loss-Yards	5-9	1-1	Fumbles	0	0
NET YARDS PASSING	259	219	EXTRA POINTS: Made-Att.	1-1	3-3
Sacked-Yards Lost	3-14	0-0	Kicking: Made-Att.	1-1	2-2
Gross Yards	273	219	FIELD GOALS: Made-Att.	0-0	1-1
PASSING: Att.-Comp.-INT	41-27-0	34-22-1	RED ZONE EFFICIENCY	1-3-33%	1-1-100%
Avg. Per Play	5.9	6.4	GOAL-TO-GO EFFICIENCY	0-1-0%	1-1-100%
KICKOFFS: No.-In EZ-Touchbacks	5-2-1	4-2-2	SAFETIES	0	0
PUNTS: No.-Avg.	6-44.2	5-38.8	FINAL SCORE	16	22
Had Blocked	0	0	TIME OF POSSESSION	35:27	24:33

AT SAN FRANCISCO GAME 7



SAINTS: 31 49ERS: 10
 MONSTER PARK
 SAN FRANCISCO, CALIF - 10/28/07
 ATTENDANCE: 68,244 TIME: 3:14

Behind a performance by QB **Drew Brees** that earned him NFC Offensive Player of the Week honors, the Saints improved to 3-4 at Monster Park with their third-straight victory. Brees notched a season-high 136.8 passer rating and threw four TD passes – three to WR **Marques Colston**.

It was also a banner day for the defense, which surrendered less than 20 points for the fourth-straight game. New Orleans limited the 49ers to 260 yards of offense, and held RB **Frank Gore** to 41 yards rushing.

The Saints took an early lead, scoring on their opening possession after Brees found Colston for a 17-yard TD pass that was set up with a 43-yard completion to WR **David Patten**. Later in the quarter, New Orleans added a field goal to take a 10-0 lead.

Two more touchdowns were added in the second quarter, with Brees finding WR **Terrance Copper** and Colston on short scoring passes – each ending

lengthy marches. In the first half, Brees completed 21 of 26 for 222 yards with three TDs, and the Saints led 24-0.

! GAMEDOTES

DT Brian Young had a sack for the third consecutive game and added a forced fumble.

The victory was the fourth-straight for the Saints over the 49ers, tying for the longest winning streak against their former NFC West rivals in the 69-game series history.

WR David Patten had five catches for 109 yards and **RB Reggie Bush** added 113 yards of total offense (64 rushing, 49 receiving.) Patten's 43-yard catch was the Saints' first offensive play of the game.

San Francisco would get on the scoreboard with a field goal midway through the third quarter. Early in the final quarter, the Saints marched 77 yards in 11 plays – including a 22-yard strike to TE **Eric Johnson** – with Brees connecting with Colston for a 15-yard touchdown.

SAINTS-49ERS GAME SUMMARY

New Orleans Saints	10	14	0	7	-	31
San Francisco 49ers	0	0	3	7	-	10

Team	Qtr	Time	Play Description (Extra Point) (Drive Info)	V-H
NO	1	11:23	Colston 17 pass from Brees (Mare kick) (4-73, 1:36)	7-0
NO	1	3:25	Mare 26 FG (7-35, 2:54)	10-0
NO	2	6:45	Copper 2 pass from Brees (Mare kick) (9-91, 3:44)	17-0
NO	2	0:50	Colston 3 pass from Brees (Mare kick) (10-80, 3:38)	24-0
SF	3	6:05	Nedney 29 FG (8-35, 2:59)	24-3
NO	4	8:47	Colston 15 pass from Brees (Mare kick) (11-77, 6:16)	31-3
SF	4	4:16	Davis 7 pass from A. Smith (Nedney kick) (15-80, 4:31)	31-10

FIELD GOALS (made () and missed)

NO: Mare (26)

SF: Nedney (29)

7 @ SAN FRANCISCO



NEW ORLEANS SAINTS						SAN FRANCISCO 49ERS					
RUSHING	ATT	YDS	AVG	LG	TD	RUSHING	ATT	YDS	AVG	LG	TD
Bush	10	64	6.4	20	0	Gore	12	41	3.4	9	0
Stecker	12	35	2.9	8	0	Hicks	2	19	9.5	13	0
P. Thomas	3	9	3.0	5	0	Smith	4	16	4.0	9	0
Karney	1	0	0.0	0	0	Robinson	2	6	3.0	4	0
Patten	1	-6	-6.0	-6	0	Norris	1	1	1.0	1	0
Total	27	102	3.8	20	0	Total	21	83	4.0	13	0

PASSING						PASSING								
ATT	CMP	YDS	SK/YD	TD	LG	INT	ATT	CMP	YDS	SK/YD	TD	LG	INT	
Brees	39	31	336	0/0	4	43	0	Smith	43	22	190	2/13	1	20
Total	39	31	336	0/0	4	43	0	Total	43	22	190	2/13	1	20

RECEIVING						RECEIVING					
NO	YDS	AVG	LG	TD	NO	YDS	AVG	LG	TD		
Colston	8	85	10.6	17t	3	Davis	6	71	11.8	19	1
Bush	7	49	7.0	25	0	Robinson	3	43	14.3	20	0
Patten	5	109	21.8	43	0	Gilmore	3	23	7.7	10	0
Johnson	2	29	14.5	22	0	Battle	3	22	7.3	9	0
Henderson	2	23	11.5	15	0	Lelie	3	20	6.7	9	0
Miller	2	17	8.5	12	0	Hill	1	6	6.0	6	0
Copper	2	10	5.0	8	1	Hicks	1	5	5.0	5	0
Stecker	2	4	2.0	3	0	Walker	1	0	0.0	0	0
Moore	1	10	10.0	10	0	Gore	1	0	0.0	0	0
Total	31	336	10.8	43	4	Total	22	190	8.6	20	1

INT						INT					
NO	YDS	AVG	LG	TD	NO	YDS	AVG	LG	TD		
Total	0	0	0.0	0	0	Total	0	0	0.0	0	0

PUNTING						PUNTING						
NO	YDS	AVG	TB	I20	LG	NO	YDS	AVG	TB	I20	LG	
Weatherford	4	159	39.8	0	2	45	Lee	7	328	46.9	1	3
Total	4	159	39.8	0	2	45	Total	7	328	46.9	1	3

PT RET						PT RET					
NO	YDS	AVG	FC	LG	TD	NO	YDS	AVG	FC	LG	TD
Moore	4	25	6.3	1	18	0	Lewis	1	23	23.0	0
Total	4	25	6.3	1	18	0	Total	1	23	23.0	0

KO RET						KO RET					
NO	YDS	AVG	FC	LG	TD	NO	YDS	AVG	FC	LG	TD
P. Thomas	1	19	19.0	0	19	0	Hicks	4	97	24.3	0
Total	1	19	19.0	0	19	0	Total	5	115	23.0	0

TEAM STATISTICS	NO	SF	TEAM STATISTICS	NO	SF
TOTAL FIRST DOWNS	26	15	FGs-PATs HAD BLOCKED	0-0	0-0
By Rushing	5	3	Net Punting Avg.	34.0	40.4
By Passing	18	11	TOTAL RETURN YARDAGE	25	23
By Penalty	3	1	No. and Yards Punt Returns	4-25	1-23
3rd DOWN EFFICIENCY	7-13-54%	10-19-53%	No. and Yards Kickoff Returns	1-19	5-115
4th DOWN EFFICIENCY	0-1-0%	0-1-0%	No. and Yards Interception Returns	0-0	0-0
TOTAL NET YARDS	438	260	PENALTIES: No.-Yds.	4-25	7-66
Total Plays	66	66	FUMBLES: No.-Lost	1-1	2-1
Avg. Per Play	6.6	3.9	TOUCHDOWNS	4	1
NET YARDS RUSHING	102	83	Rushing	0	0
Total Rushes	27	21	Passing	4	1
Avg. Per Play	3.8	4.0	Interceptions	0	0
Tackles For Loss-Yards	3-10	2-5	Fumbles	0	0
NET YARDS PASSING	336	177	EXTRA POINTS: Made-Att.	4-4	1-1
Sacked-Yards Lost	0-0	2-13	Kicking: Made-Att.	4-4	1-1
Gross Yards	336	190	FIELD GOALS: Made-Att.	1-1	1-1
PASSING: Att.-Comp.-INT	39-31-0	43-22-0	RED ZONE EFFICIENCY	4-6-67%	1-1-100%
Avg. Per Play	8.6	3.9	GOAL-TO-GO EFFICIENCY	2-3-67%	0-0-0%
KICKOFFS: No.-In EZ-Touchbacks	6-3-1	3-1-0	SAFETIES	0	0
PUNTS: No.-Avg.	4-39.8	7-46.9	FINAL SCORE	31	10
Had Blocked	0	0	TIME OF POSSESSION	32:35	27:25

VS. JACKSONVILLE GAME 8

SAINTS: 41 JAGUARS: 24
 LOUISIANA SUPERDOME
 NEW ORLEANS, LA - 11/04/07
 ATTENDANCE: 70,009 TIME: 3:17



In perhaps the club's most impressive performance of the season, the Saints steamed past the playoff-bound Jaguars in a romp at the Superdome. QB **Drew Brees** threw for three touchdowns and 445 yards while the defense controlled one of the league's top running games.

Both clubs posted 17 points in the opening quarter. The Saints jumped ahead by 10 after a field goal and a recovered onside kick led to a 57-yard drive that was capped by a one-yard scoring plunge by RB **Reggie Bush**. Jacksonville responded three plays later with an 80-yard scoring strike from QB **Quinn Gray** to WR **Reggie Williams**, and would add a field goal later in the quarter.

After two quick completions netted 71 yards, Brees found Bush for a two-yard TD pass on the following drive. But the Jaguars countered moments later when RB **Maurice Jones-Drew** returned the kickoff 100 yards for a TD to end the first quarter.

The Saints took a 24-17 lead into half-time after Brees found **Lance Moore** for an eight-yard touchdown pass. Brees had 346

passing yards in the first half. On the Jaguars' opening series of the third quarter, CB **Mike McKenzie** intercepted Gray and bolted 75 yards for a touchdown, giving the Saints a two-TD lead.

! GAMEDOTES

WR Marques Colston had 10 receptions for 159 yards, both season-high totals, and WR David Patten added 81 receiving yards. His four-yard scoring grab in the third quarter was his first TD with the Saints.

QB Drew Brees completed passes to nine different targets, and had seven completions of 20 yards or more. New Orleans had 538 yards of total offense - the third-highest total in club history.

The Saints' defense forced three interceptions - including one returned 75 yards for a TD by CB Mike McKenzie. New Orleans also held the Jaguars to 88 yards rushing, the seventh-straight game where the defense held an opponent under 100 yards.

New Orleans took control of the contest from there, with Brees adding a touchdown pass to WR **David Patten** later in the third quarter and a field goal after a Jacksonville scoring drive in the fourth quarter.

SAINTS-JAGUARS GAME SUMMARY

Jacksonville Jaguars	17	0	0	7	-	24
New Orleans Saints	17	7	14	3	-	41

Team	Qtr	Time	Play Description (Extra Point) (Drive Info)	V-H
NO	1	12:15	Mare 46 FG (7-40, 2:45)	0-3
NO	1	8:33	Bush 1 run (Mare kick) (8-57, 3:42)	0-10
JAX	1	7:32	R. Williams 80 pass from Gray (Carney kick) (3-80, 1:01)	7-10
JAX	1	2:01	Carney 30 FG (10-78, 4:16)	10-10
NO	1	0:12	Bush 2 pass from Brees (Mare kick) (4-79, 1:49)	10-17
JAX	1	0:00	Jones-Drew 100 kickoff return (Carney kick)	17-17
NO	2	5:31	Moore 8 pass from Brees (Mare kick) (9-75, 4:18)	17-24
NO	3	8:47	McKenzie 75 interception return (Mare kick)	17-31
NO	3	2:02	Patten 4 pass from Brees (Mare kick) (9-67, 4:54)	17-38
JAX	4	9:32	Northcutt 15 pass from Gray (Carney kick) (3-86, 1:37)	24-38
NO	4	3:01	Mare 34 FG (12-54, 6:31)	24-41

FIELD GOALS (made (I) and missed)

JAX: Carney (30)

NO: Mare (46) 43WR 52WR (34)

8 VS. JACKSONVILLE



JACKSONVILLE JAGUARS						NEW ORLEANS SAINTS									
RUSHING	ATT	YDS	AVG	LG	TD	RUSHING	ATT	YDS	AVG	LG	TD				
Taylor	13	54	4.2	15	0	Bush	17	72	4.2	12	1				
Jones-Drew	5	28	5.6	12	0	Stecker	6	24	4.0	10	0				
Gray	3	6	2.0	6	0	Brees	2	7	3.5	8	0				
Northcutt	1	1	1.0	1	0										
Jones	1	-1	-1.0	-1	0										
Total	23	88	3.8	15	0	Total	25	103	4.1	12	1				
PASSING	ATT	CMP	YDS	SK/YD	TD	LG	INT	PASSING	ATT	CMP	YDS	SK/YD	TD	LG	INT
Gray	33	20	354	2/10	2	80t	3	Brees	49	35	445	1/10	3	57	0
Total	33	20	354	2/10	2	80t	3	Total	49	35	445	1/10	3	57	0
RECEIVING	NO	YDS	AVG	LG	TD	RECEIVING	NO	YDS	AVG	LG	TD				
R. Williams	6	128	21.3	80t	1	Colston	10	159	15.9	30	0				
Lewis	4	46	11.5	21	0	Bush	7	43	6.1	18	1				
Wilford	3	46	15.3	23	0	Patten	4	81	20.3	36	1				
Broussard	2	71	35.5	56	0	Johnson	4	27	6.8	11	0				
Jones-Drew	2	31	15.5	22	0	Miller	3	75	25.0	57	0				
Northcutt	1	15	15.0	15t	1	Moore	3	26	8.7	13	1				
Wrightster	1	13	13.0	13	0	Stecker	2	11	5.5	8	0				
Taylor	1	4	4.0	4	0	Henderson	1	15	15.0	15	0				
Total	20	354	17.7	80t	2	Karney	1	8	8.0	8	0				
						Total	35	445	12.7	57	3				
INT	NO	YDS	AVG	LG	TD	INT	NO	YDS	AVG	LG	TD				
						McKenzie	1	75	75.0	75t	1				
						Craft	1	21	21.0	21	0				
						David	1	0	0.0	0	0				
Total	0	0	0.0	0	0	Total	3	96	32.0	75t	1				
PUNTING	NO	YDS	AVG	TB	I20	LG	PUNTING	NO	YDS	AVG	TB	I20	LG		
Podlesh	5	193	38.6	0	0	47	Weatherford	3	133	44.3	0	2	49		
Total	5	193	38.6	0	0	47	Total	3	133	44.3	0	2	49		
PT RET	NO	YDS	AVG	FC	LG	TD	PT RET	NO	YDS	AVG	FC	LG	TD		
Jones-Drew	1	0	0.0	0	0	0	Moore	2	11	5.5	0	7	0		
Northcutt	0	0	0.0	1	0	0	Bush	1	0	0.0	0	0	0		
Total	1	0	0.0	1	0	0	Total	3	11	3.7	0	7	0		
KO RET	NO	YDS	AVG	FC	LG	TD	KO RET	NO	YDS	AVG	FC	LG	TD		
Jones-Drew	3	142	47.3	0	100t	1	P. Thomas	3	61	20.3	0	21	0		
Broussard	1	20	20.0	0	20	0	Stecker	2	36	18.0	0	21	0		
Total	4	162	40.5	0	100t	1	Total	5	97	19.4	0	21	0		

TEAM STATISTICS	JAX	NO	TEAM STATISTICS	JAX	NO
TOTAL FIRST DOWNS	18	32	FGS-PATS HAD BLOCKED	0-0	0-0
By Rushing	4	6	Net Punting Avg.	36.4	44.3
By Passing	13	25	TOTAL RETURN YARDAGE	0	107
By Penalty	1	1	No. and Yards Punt Returns	1-0	3-11
3rd DOWN EFFICIENCY	6-13-46%	4-10-40%	No. and Yards Kickoff Returns	4-162	5-97
4th DOWN EFFICIENCY	0-1-0%	0-0-0%	No. and Yards Interception Returns	0-0	3-96
TOTAL NET YARDS	432	538	PENALTIES: No.-Yds.	4-38	2-20
Total Plays	58	75	FUMBLES: No.-Lost	0-0	2-1
Avg. Per Play	7.4	7.2	TOUCHDOWNS	3	5
NET YARDS RUSHING	88	103	Rushing	0	1
Total Rushes	23	25	Passing	2	3
Avg. Per Play	3.8	4.1	Interceptions	0	1
Tackles For Loss-Yards	4-6	2-3	Kickoff Returns	1	0
NET YARDS PASSING	344	435	EXTRA POINTS: Made-Att.	3-3	5-5
Sacked-Yards Lost	2-10	1-10	Kicking: Made-Att.	3-3	5-5
Gross Yards	354	445	FIELD GOALS: Made-Att.	1-1	2-4
PASSING: Att.-Comp.-INT	33-20-3	49-35-0	RED ZONE EFFICIENCY	1-3-33%	4-5-80%
Avg. Per Play	9.8	8.7	GOAL-TO-GO EFFICIENCY	0-0-0%	4-4-100%
KICKOFFS: No.-In EZ-Touchbacks	5-0-0	8-6-3	SAFETIES	0	0
PUNTS: No.-Avg.	5-38.6	3-44.3	FINAL SCORE	24	41
Had Blocked	0	0	TIME OF POSSESSION	26:06	33:54

2007 GAME-BY-GAME REVIEW

VS.

ST. LOUIS

GAME

9



RAMS: 37 SAINTS: 29
LOUISIANA SUPERDOME
NEW ORLEANS, LA. - 11/11/07
ATTENDANCE: 70,003 TIME: 3:04

A 22-point, fourth-quarter rally wasn't enough to bring the Saints back in the Superdome after falling way behind early to the Rams, bringing a four-game winning streak to a close for New Orleans.

The Saints took an early lead, with RB **Reggie Bush** scoring on a seven-yard run. The touchdown was set up by a pair of completions and a long interference penalty. On the Saints' next possession, QB **Drew Brees** was intercepted at the St. Louis 38. The Rams converted the turnover into points 12 plays later when RB **Steven Jackson** scored on a one-yard dive.

Jackson would throw a touchdown off a halfback pass midway through the second quarter, finding TE **Randy McMichael**. After another interception, the Rams added a field goal to take a 17-7 advantage into halftime.

The Rams would add a field goal and a TD after a failed 4th and 1 attempt by the Saints near midfield in the third quarter, and St. Louis increased its lead to 34-7 on the second play of the final quarter with a three-yard touchdown grab by **Drew Bennett**.

The Saints finally got on track on offense after their opening possession of the fourth quarter, with Brees throwing a one-yard TD to TE **Billy Miller**. On the Saints' next possession, Brees had 10-straight pass attempts, with RB Aaron

! GAMENOTES

RB Pierre Thomas returned eight kickoffs for 233 yards, including a career-long 64-yard burst.

During the fourth quarter comeback attempt, QB Drew Brees completed 16 of 22 passes for 204 yards with two touchdown passes. Trailing by eight, the Saints narrowly missed recovering an onside kick following their final touchdown, putting an end to the rally.

The defeat snapped the first four-game winning streak of the last two seasons for New Orleans.

Stecker capping the march with a two-yard touchdown run. After St. Louis answered with a field goal, New Orleans drove 63 yards, with TE **Eric Johnson** hauling in a seven-yard TD.

Despite the Saints' comeback aspirations, the Rams' lead was never in jeopardy.

SAINTS-RAMS GAME SUMMARY

St. Louis Rams	7	10	10	10	-	37
New Orleans Saints	7	0	0	22	-	29

Team	Qtr	Time	Play Description (Extra Point) (Drive Info)	V-H
NO	1	12:45	Bush 7 run (Mare kick) (4-73, 2:15)	0-7
STL	1	2:58	Jackson 1 run (Wilkins kick) (12-62, 7:12)	7-7
STL	2	8:37	McMichael 2 pass from Jackson (Wilkins kick) (14-80, 7:47)	14-7
STL	2	5:37	Wilkins 49 FG (4-8, 2:08)	17-7
STL	3	8:55	Wilkins 21 FG (12-73, 6:05)	20-7
STL	3	4:43	Bruce 9 pass from Bulger (Wilkins kick) (5-47, 2:44)	27-7
STL	4	14:18	Bennett 3 pass from Bulger (Wilkins kick) (9-73, 4:09)	34-7
NO	4	11:36	Miller 1 pass from Brees (Bush run) (6-74, 2:42)	34-15
NO	4	4:42	Stecker 2 run (pass failed) (11-96, 4:10)	34-21
STL	4	1:55	Wilkins 44 FG (7-16, 2:47)	37-21
NO	4	0:32	Johnson 7 pass from Brees (Bush run) (7-63, 1:23)	37-29

FIELD GOALS (made () and missed)

STL: Wilkins (49) (21) (44)

NO: None

2007 GAME-BY-GAME REVIEW

9 VS. **ST. LOUIS**



ST. LOUIS RAMS							NEW ORLEANS SAINTS						
RUSHING	ATT	YDS	AVG	LG	TD		RUSHING	ATT	YDS	AVG	LG	TD	
Jackson	22	76	3.5	12	1		Stecker	3	26	8.7	13	1	
Pittman	7	53	7.6	43	0		Bush	7	17	2.4	7t	1	
Leonard	2	6	3.0	4	0								
Bulger	2	-1	-0.5	0	0								
Bruce	1	-1	-1.0	-1	0								
Total	34	133	3.9	43	1		Total	10	43	4.3	13	2	

ST. LOUIS RAMS							NEW ORLEANS SAINTS								
PASSING	ATT	CMP	YDS	SK/YD	TD	LG	INT	PASSING	ATT	CMP	YDS	SK/YD	TD	LG	INT
Bulger	33	27	302	4/28	2	40	0	Brees	36	25	272	2/16	2	36	2
Jackson	1	1	2	0/0	1	2t	0								
Total	34	28	304	4/28	3	40	0	Total	36	25	272	2/16	2	36	2

ST. LOUIS RAMS							NEW ORLEANS SAINTS						
RECEIVING	NO	YDS	AVG	LG	TD		RECEIVING	NO	YDS	AVG	LG	TD	
Holt	8	124	15.5	40	0		Colston	8	129	16.1	36	0	
Jackson	5	24	4.8	11	0		Bush	5	27	5.4	13	0	
Bruce	4	62	15.5	23	1		Johnson	3	38	12.7	18	1	
McMichael	4	41	10.3	17	1		Patten	3	37	12.3	24	0	
Bennett	4	37	9.3	14	1		Henderson	3	20	6.7	10	0	
Leonard	2	16	8.0	10	0		Moore	1	12	12.0	12	0	
Pittman	1	0	0.0	0	0		Stecker	1	8	8.0	8	0	
							Miller	1	1	1.0	1t	1	
Total	28	304	10.9	40	3		Total	25	272	10.9	36	2	

ST. LOUIS RAMS							NEW ORLEANS SAINTS						
INT	NO	YDS	AVG	LG	TD		INT	NO	YDS	AVG	LG	TD	
Timoisamoa	1	15	15.0	15	0								
Atogwe	1	2	2.0	2	0								
Total	2	17	8.5	15	0		Total	0	0	0.0	0	0	

ST. LOUIS RAMS							NEW ORLEANS SAINTS						
PUNTING	NO	YDS	AVG	TB	I20	LG	PUNTING	NO	YDS	AVG	TB	I20	LG
Jones	2	89	44.5	0	1	48	Weatherford	3	129	43.0	1	1	48
Total	2	89	44.5	0	1	48	Total	3	129	43.0	1	1	48

ST. LOUIS RAMS							NEW ORLEANS SAINTS						
PT RET	NO	YDS	AVG	FC	LG	TD	PT RET	NO	YDS	AVG	FC	LG	TD
Williams	0	0	0.0	2	0	0	Moore	1	8	8.0	0	8	0
Total	0	0	0.0	2	0	0	Total	1	8	8.0	0	8	0

ST. LOUIS RAMS							NEW ORLEANS SAINTS						
KO RET	NO	YDS	AVG	FC	LG	TD	KO RET	NO	YDS	AVG	FC	LG	TD
Williams	1	24	24.0	0	24	0	P. Thomas	8	233	29.1	0	64	0
Minor	1	21	21.0	0	21	0							
Total	2	45	22.5	0	24	0	Total	8	233	29.1	0	64	0

TEAM STATISTICS				STL	NO	TEAM STATISTICS				STL	NO
TOTAL FIRST DOWNS				26	22	Net Punting Avg.				40.5	36.3
By Rushing				5	4	TOTAL RETURN YARDAGE				17	8
By Passing				20	16	No. and Yards Punt Returns				0-0	1-8
By Penalty				1	2	No. and Yards Kickoff Returns				2-45	8-233
3rd DOWN EFFICIENCY				8-13-62%	4-8-50%	No. and Yards Interception Returns				2-17	0-0
4th DOWN EFFICIENCY				0-0-0%	0-1-0%	PENALTIES: No.-Yds.				5-77	2-28
TOTAL NET YARDS				409	299	FUMBLES: No.-Lost				1-0	1-0
Total Plays				72	48	TOUCHDOWNS				4	4
Avg. Per Play				5.7	6.2	Rushing				1	2
NET YARDS RUSHING				133	43	Passing				3	2
Total Rushes				34	10	Interceptions				0	0
Avg. Per Play				3.9	4.3	Fumbles				0	0
Tackles For Loss-Yards				2-3	2-7	EXTRA POINTS: Made-Att.				4-4	3-4
NET YARDS PASSING				276	256	Kicking: Made-Att.				4-4	1-1
Sacked-Yards Lost				4-28	2-16	Passing: Made-Att.				0-0	0-1
Gross Yards				304	272	Rushing: Made-Att.				0-0	2-2
PASSING: Att.-Comp.-INT				34-28-0	36-25-2	FIELD GOALS: Made-Att.				3-3	0-0
Avg. Per Play				7.3	6.7	RED ZONE EFFICIENCY				4-5-80%	4-4-100%
KICKOFFS: No.-In EZ-Touchbacks				8-1-0	5-2-1	GOAL-TO-GO EFFICIENCY				4-5-80%	4-4-100%
PUNTS: No.-Avg.				2-44.5	3-43.0	SAFETIES				0	0
Had Blocked				0	0	FINAL SCORE				37	29
FGs-PATs HAD BLOCKED				0-0	0-0	TIME OF POSSESSION				39:42	20:18

2007 GAME-BY-GAME REVIEW

AT HOUSTON

GAME **10**



TEXANS: 23 SAINTS: 10
 RELIANT STADIUM
 HOUSTON, TEXAS - 11/18/07
 ATTENDANCE: 70,780 TIME: 3:05

In the Saints' first game at Reliant Stadium, the Texans fell behind in the second quarter but responded with a 16-point flurry to take the victory in front of 70,780, the largest crowd in franchise history. New Orleans was again hamstrung by turnovers, including a pair in Houston territory.

The Saints took an early lead on a field goal - set up by a fumble recovery by LB **Scott Fujita** - but the Texans scored three plays later on a 73-yard pass from QB **Matt Schaub** to WR **Andre Johnson**. New Orleans drove to the Houston 3 on its following possession, but the march came up empty when a fumble at the goal line was recovered by the Texans.

Another promising drive was unhinged when QB **Drew Brees** was intercepted at the Houston 18 early in the second quarter. But Brees gave the Saints a 10-7 lead later in the quarter when he found WR **Devery Henderson** for a six-yard scoring toss.

The Texans struck back quickly, capping a five-play, 70-yard drive with

another TD pass by Schaub. Houston also added a field goal late in the second quarter to take a 17-10 lead into halftime.

! GAME NOTES

WR Marques Colston had nine catches for 118 yards - the third-straight game he reached triple digits in yardage, tying a club record for consecutive games. He also achieved the feat as a rookie in 2006.

RB Reggie Bush notched a career-high 12 receptions.

The Saints had two reserves starting on the defensive line, with Josh Cooper filling in for Charles Grant (ankle) at defensive end and Antwan Lake taking over for Brian Young (knee) at tackle.

After a scoreless third quarter, Brees threw his second interception, leading to a Texans' field goal. Houston would drive for another field goal by K **Kris Brown** with two minutes remaining after the Saints failed to convert a 4th-and-2.

With the running game struggling, QB Drew Brees completed 33 of 49 passes for 290 yards, with two interceptions and a touchdown.

SAINTS-TEXANS GAME SUMMARY

New Orleans Saints	3	7	0	0	-	10
Houston Texans	7	10	0	6	-	23

Team	Qtr	Time	Play Description (Extra Point) (Drive Info)	V-H
NO	1	12:09	Mare 52 FG (4-4, 1:20)	3-0
HOU	1	10:44	A. Johnson 73 pass from Schaub (Brown kick) (3-85, 1:25)	3-7
NO	2	4:39	Henderson 6 pass from Brees (Mare kick) (7-43, 3:09)	10-7
HOU	2	2:10	Dreessen 10 pass from Schaub (Brown kick) (5-70, 2:29)	10-14
HOU	2	0:08	Brown 36 FG (8-42, 1:11)	10-17
HOU	4	12:22	Brown 53 FG (4-3, 0:58)	10-20
HOU	4	1:57	Brown 23 FG (10-52, 5:20)	10-23

FIELD GOALS (made () and missed)

NO: Mare (52)

HOU: Brown (36) (53) (23)

2007 GAME-BY-GAME REVIEW

10 @ HOUSTON



NEW ORLEANS SAINTS						HOUSTON TEXANS					
RUSHING	ATT	YDS	AVG	LG	TD	RUSHING	ATT	YDS	AVG	LG	TD
Bush	15	34	2.3	11	0	Dayne	21	89	4.2	20	0
P. Thomas	1	6	6.0	6	0	Schaub	2	7	3.5	4	0
Brees	1	6	6.0	6	0	Walter	1	5	5.0	5	0
Karney	1	1	1.0	1	0	Echemandu	1	2	2.0	2	0
Moore	1	0	0.0	0	0						
Total	19	47	2.5	11	0	Total	25	103	4.1	20	0

PASSING	ATT	CMP	YDS	SK/YD	TD	LG	INT	PASSING	ATT	CMP	YDS	SK/YD	TD	LG	INT
Brees	49	33	290	1/10	1	32	2	Schaub	33	21	293	1/6	2	73t	0
Total	49	33	290	1/10	1	32	2	Total	33	21	293	1/6	2	73t	0

RECEIVING	NO	YDS	AVG	LG	TD	RECEIVING	NO	YDS	AVG	LG	TD
Bush	12	70	5.8	11	0	Johnson	6	120	20.0	73t	1
Colston	9	118	13.1	32	0	Daniels	5	74	14.8	24	0
Miller	3	25	8.3	14	0	Walter	3	31	10.3	13	0
Patten	2	29	14.5	21	0	Dayne	3	26	8.7	17	0
Johnson	2	17	8.5	12	0	Davis	2	30	15.0	21	0
Stecker	2	9	4.5	7	0	Dreessen	1	10	10.0	10t	1
Karney	1	11	11.0	11	0	Leach	1	2	2.0	2	0
Henderson	1	6	6.0	6t	1						
Copper	1	5	5.0	5	0						
Total	33	290	8.8	32	1	Total	21	293	14.0	73t	2

INT	NO	YDS	AVG	LG	TD	INT	NO	YDS	AVG	LG	TD
						Hutchins	1	8	8.0	8	0
						Greenwood	1	3	3.0	3	0
Total	0	0	0.0	0	0	Total	2	11	5.5	8	0

PUNTING	NO	YDS	AVG	TB	I20	LG	PUNTING	NO	YDS	AVG	TB	I20	LG
Weatherford	3	144	48.0	0	0	55	Turk	3	139	46.3	1	1	57
Total	3	144	48.0	0	0	55	Total	3	139	46.3	1	1	57

PT RET	NO	YDS	AVG	FC	LG	TD	PT RET	NO	YDS	AVG	FC	LG	TD
Moore	1	9	9.0	0	9	0	Jones	3	31	10.3	0	17	0
Total	1	9	9.0	0	9	0	Total	3	31	10.3	0	17	0

KO RET	NO	YDS	AVG	FC	LG	TD	KO RET	NO	YDS	AVG	FC	LG	TD
P. Thomas	5	113	22.6	0	26	0	Wynn	3	59	19.7	0	26	0
Stecker	1	22	22.0	0	22	0	Boulware	0	6	0.0	0	6	0
Total	6	135	22.5	0	26	0	Total	3	65	21.7	0	26	0

TEAM STATISTICS	NO	HOU	TEAM STATISTICS	NO	HOU
TOTAL FIRST DOWNS	20	19	FGs-PATs HAD BLOCKED	0-0	0-0
By Rushing	4	8	Net Punting Avg.	37.7	36.7
By Passing	15	11	TOTAL RETURN YARDAGE	9	42
By Penalty	1	0	No. and Yards Punt Returns	1-9	3-31
3rd DOWN EFFICIENCY	8-15-53%	3-11-27%	No. and Yards Kickoff Returns	6-135	3-65
4th DOWN EFFICIENCY	0-2-0%	1-2-50%	No. and Yards Interception Returns	0-0	2-11
TOTAL NET YARDS	327	390	PENALTIES: No.-Yds.	4-30	3-22
Total Plays	69	59	FUMBLES: No.-Lost	3-1	3-2
Avg. Per Play	4.7	6.6	TOUCHDOWNS	1	2
NET YARDS RUSHING	47	103	Rushing	0	0
Total Rushes	19	25	Passing	1	2
Avg. Per Play	2.5	4.1	Interceptions	0	0
Tackles For Loss-Yards	2-3	1-1	Fumbles	0	0
NET YARDS PASSING	280	287	EXTRA POINTS: Made-Att.	1-1	2-2
Sacked-Yards Lost	1-10	1-6	Kicking: Made-Att.	1-1	2-2
Gross Yards	290	293	FIELD GOALS: Made-Att.	1-1	3-3
PASSING: Att.-Comp.-INT	49-33-2	33-21-0	RED ZONE EFFICIENCY	1-2-50%	1-3-33%
Avg. Per Play	5.6	8.4	GOAL-TO-GO EFFICIENCY	0-1-0%	0-1-0%
KICKOFFS: No.-In EZ-Touchbacks	3-0-0	6-2-0	SAFETIES	0	0
PUNTS: No.-Avg.	3-48.0	3-46.3	FINAL SCORE	10	23
Had Blocked	0	0	TIME OF POSSESSION	31:57	28:03

AT

CAROLINA GAME **11**



SAINTS: 31 PANTHERS: 6
BANK OF AMERICA STADIUM
CHARLOTTE, N.C. - 11/25/07
ATTENDANCE: 72,032 TIME: 3:08

After trailing by a field goal at the end of the first quarter, the Saints exploded for 31 points over the next two quarters to cruise to an impressive victory. The New Orleans defense turned in one of its top performances of the year, allowing a season-low 195 yards of offense and forcing four turnovers.

A 41-yard interference penalty set the Panthers up for their first field goal. In the second quarter, QB **Drew Brees** capped a 67-yard drive with a one-yard TD pass to WR **Lance Moore**, and an interception by S **Josh Bullocks** led to a 46-yard field goal. Carolina would add a field goal to make it 10-6 at halftime.

The third quarter opened with a 73-yard drive for New Orleans, with Brees completing a 33-yard pass to WR

Devery Henderson to set up a one-yard touchdown grab by TE **Billy Miller**. After a Carolina punt, the Saints marched 58 yards - 45 on a long reception by WR **Marques Colston** - with Brees scrambling for an eight-

yard TD. RB **DeShaun Foster** fumbled on the first play of Carolina's next possession, leading to a 10-play, 42-yard drive for the Saints that Brees finished with a four-yard scoring toss to Colston to put New Orleans ahead 31-6 with 52 seconds remaining in the third quarter.

GAMENOTES

The Saints forced four turnovers, with S Roman Harper, CB Jason Craft and S Josh Bullocks each intercepting a pass and DE Will Smith recovering a fumble that was caused by Harper. The turnovers led to 10 points for the offense.

The victory broke a four-game losing streak for the Saints against the Panthers.

DT Antwan Lake, filling in for injured starter Brian Young, had his first sack of the season and also knocked down a pass.

WR Marques Colston had seven catches for 93 yards - just seven yards short of becoming the first wide receiver in club history to have 100 yards in four-straight games.

The Saints only attempted one pass in the final quarter. While also rushing for a touchdown, Brees finished the contest 24 of 36 for 260 yards (103.9 passer rating), with three TDs and an interception.

SAINTS-PANTHERS GAME SUMMARY

New Orleans Saints	0	10	21	0	-	31
Carolina Panthers	3	3	0	0	-	6

Team	Qtr	Time	Play Description (Extra Point) (Drive Info)	V-H
CAR	1	4:24	Kasay 45 FG (5-53, 1:36)	0-3
NO	2	7:33	Moore 1 pass from Brees (Mare kick) (13-67, 7:10)	7-3
NO	2	3:02	Mare 46 FG (6-21, 2:37)	10-3
CAR	2	0:25	Kasay 29 FG (11-55, 2:37)	10-6
NO	3	10:12	Miller 1 pass from Brees (Mare kick) (9-73, 4:48)	17-6
NO	3	6:14	Brees 8 run (Mare kick) (4-58, 1:36)	24-6
NO	3	0:47	Colston 4 pass from Brees (Mare kick) (10-42, 5:07)	31-6

FIELD GOALS (made (I) and missed)
NO: Mare (46) 57SH **CAR:** Kasay (45) (29)

11 @ **CAROLINA**



NEW ORLEANS SAINTS							CAROLINA PANTHERS								
RUSHING	ATT	YDS	AVG	LG	TD		RUSHING	ATT	YDS	AVG	LG	TD			
Stecker	13	42	3.2	9	0		Smith	1	22	22.0	22	0			
P. Thomas	12	32	2.7	9	0		Williams	4	19	4.8	6	0			
Bush	9	32	3.6	7	0		Carr	2	5	2.5	3	0			
Brees	1	8	8.0	8t	1		Hoover	2	2	1.0	2	0			
Karney	1	2	2.0	2	0		Foster	9	-5	-0.6	6	0			
Martin	3	-3	-1.0	-1	0										
Total	39	113	2.9	9	1		Total	18	43	2.4	22	0			
PASSING	ATT	CMP	YDS	SK/YD	TD	LG	INT	PASSING	ATT	CMP	YDS	SK/YD	TD	LG	INT
Brees	36	24	260	0/0	3	45	1	Carr	22	10	95	1/9	0	24	2
								Moore	14	8	66	0/0	0	14	1
Total	36	24	260	0/0	3	45	1	Total	36	18	161	1/9	0	24	3
RECEIVING	NO	YDS	AVG	LG	TD		RECEIVING	NO	YDS	AVG	LG	TD			
Colston	7	93	13.3	45	1		Smith	6	47	7.8	14	0			
Miller	4	32	8.0	17	1		King	5	36	7.2	12	0			
Bush	3	30	10.0	15	0		Carter	3	41	13.7	24	0			
Moore	3	16	5.3	10	1		Colbert	2	21	10.5	14	0			
Patten	2	17	8.5	14	0		Foster	2	16	8.0	9	0			
Stecker	2	8	4.0	4	0										
Henderson	1	33	33.0	33	0										
Johnson	1	19	19.0	19	0										
Copper	1	12	12.0	12	0										
Total	24	260	10.8	45	3		Total	18	161	8.9	24	0			
INT	NO	YDS	AVG	LG	TD		INT	NO	YDS	AVG	LG	TD			
Bullocks	1	0	0.0	0	0		Peppers	1	0	0.0	0	0			
Craft	1	0	0.0	0	0										
Harper	1	-4	-4.0	-4	0										
Total	3	-4	-1.3	0	0		Total	1	0	0.0	0	0			
PUNTING	NO	YDS	AVG	TB	I20	LG	PUNTING	NO	YDS	AVG	TB	I20	LG		
Weatherford	5	213	42.6	1	2	51	Baker	4	173	43.3	0	1	53		
Total	5	213	42.6	1	2	51	Total	4	173	43.3	0	1	53		
PT RET	NO	YDS	AVG	FC	LG	TD	PT RET	NO	YDS	AVG	FC	LG	TD		
Moore	2	12	6.0	1	7	0	Robinson	2	12	6.0	2	14	0		
Total	2	12	6.0	1	7	0	Total	2	12	6.0	2	14	0		
KO RET	NO	YDS	AVG	FC	LG	TD	KO RET	NO	YDS	AVG	FC	LG	TD		
P. Thomas	2	43	21.5	0	24	0	Williams	4	69	17.3	0	19	0		
							Moorehead	2	32	16.0	0	17	0		
Total	2	43	21.5	0	24	0	Total	6	101	16.8	0	19	0		
TEAM STATISTICS	NO	CAR	TEAM STATISTICS	NO	CAR										
TOTAL FIRST DOWNS	22	11	FGs-PATs HAD BLOCKED	0-0	0-0										
By Rushing	5	1	Net Punting Avg.	36.2	40.3										
By Passing	17	9	TOTAL RETURN YARDAGE	8	12										
By Penalty	0	1	No. and Yards Punt Returns	2-12	2-12										
3rd DOWN EFFICIENCY	11-18-61%	3-13-23%	No. and Yards Kickoff Returns	2-43	6-101										
4th DOWN EFFICIENCY	0-0-0%	0-2-0%	No. and Yards Interception Returns	3-4	1-0										
TOTAL NET YARDS	373	195	PENALTIES: No.-Yds.	5-76	5-35										
Total Plays	75	55	FUMBLES: No.-Lost	0-0	2-1										
Avg. Per Play	5.0	3.5	TOUCHDOWNS	4	0										
NET YARDS RUSHING	113	43	Rushing	1	0										
Total Rushes	39	18	Passing	3	0										
Avg. Per Play	2.9	2.4	Interceptions	0	0										
Tackles For Loss-Yards	4-10	0-0	Fumbles	0	0										
NET YARDS PASSING	260	152	EXTRA POINTS: Made-Att.	4-4	0-0										
Sacked-Yards Lost	0-0	1-9	Kicking: Made-Att.	4-4	0-0										
Gross Yards	260	161	FIELD GOALS: Made-Att.	1-2	2-2										
PASSING: Att.-Comp.-INT	36-24-1	36-18-3	RED ZONE EFFICIENCY	4-4-100%	0-1-0%										
Avg. Per Play	7.2	4.1	GOAL-TO-GO EFFICIENCY	3-3-100%	0-1-0%										
KICKOFFS: No.-In EZ-Touchbacks	6-0-0	3-0-0	SAFETIES	0	0										
PUNTS: No.-Avg.	5-42.6	4-43.3	FINAL SCORE	31	6										
Had Blocked	0	0	TIME OF POSSESSION	39:23	20:37										

VS. TAMPA BAY GAME 12



BUCCANEERS: 27 SAINTS: 23
LOUISIANA SUPERDOME
NEW ORLEANS, LA. - 12/02/07
ATTENDANCE: 70,009 TIME: 3:05

Though seemingly in control of the contest late in the fourth quarter, the Saints were undone by a fumble near midfield with 3:36 remaining. The 12-yard loss on the fumble gave Tampa Bay the ball at the New Orleans 37, and eight plays later, the Buccaneers scored the go-ahead touchdown with 17 seconds left in the game.

Moments before the fumble, DE **Will Smith** had sacked Tampa Bay QB **Luke McCown** for a safety, putting the Saints ahead 23-20. In the third quarter, CB **Mike McKenzie** had given New Orleans the lead after intercepting McCown and taking off for a 53-yard touchdown return.

Tampa Bay opened the scoring in the contest with a field goal, but the Saints responded with a five-play, 57-yard drive, capped by a four-yard scoring toss from QB **Drew Brees** to WR **Terrance Copper**. The short TD pass was set up by a 40-yard completion to WR **Marques Colston**, where Brees took a pitch after a double

reverse and fired the ball downfield. The Buccaneers made it 10-7 with a one-yard touchdown grab by TE **Anthony Becht** early in the second quarter, and increased the lead to six with a field goal.

! GAME NOTES

CB Mike McKenzie's 53-yard interception return for a touchdown was his second of 2007, tying a team single-season record. The last player to achieve the feat was S Sammy Knight in 2000.

The hard-fought game between the two clubs was typical of the series, as 13 of the last 16 contests have been decided by a touchdown or less - including five by a field goal since 2002.

Tampa Bay RB Earnest Graham finished the contest with 106 yards on 22 carries, becoming the first opposing running back to rush for over 100 yards since the opener at Indianapolis.

Before halftime, WR **Devery Henderson** hauled in a 45-yard touchdown pass from Brees to give the Saints a 14-13 advantage. On their first drive of the second half, Tampa Bay took the lead on a 25-yard TD burst by RB **Earnest Graham**, setting up the frenetic final quarter-and-a-half.

SAINTS - BUCCANEERS GAME SUMMARY

Tampa Bay Buccaneers	3	10	7	7	-	27
New Orleans Saints	7	7	7	2	-	23

Team	Qtr	Time	Play Description (Extra Point) (Drive Info)	V-H
TB	1	9:54	Bryant 27 FG (10-65, 5:06)	3-0
NO	1	2:05	Copper 4 pass from Brees (Mare kick) (5-57, 3:06)	3-7
TB	2	14:20	Becht 1 pass from McCown (Bryant kick) (5-80, 2:45)	10-7
TB	2	7:52	Bryant 31 FG (6-52, 3:21)	13-7
NO	2	3:21	Henderson 45 pass from Brees (Mare kick) (6-67, 4:31)	13-14
TB	3	9:36	Graham 25 run (Bryant kick) (6-55, 3:27)	20-14
NO	3	3:05	McKenzie 53 interception return (Mare kick)	20-21
NO	4	3:44	McCown sacked in end zone by Smith	20-23
TB	4	0:14	Stevens 4 pass from McCown (Bryant kick)	27-23

FIELD GOALS (made () and missed)

TB: Bryant (27) 53WR (31)

NO: None

12 VS. TAMPA BAY



TAMPA BAY BUCCANEERS							NEW ORLEANS SAINTS								
RUSHING	ATT	YDS	AVG	LG	TD		RUSHING	ATT	YDS	AVG	LG	TD			
Graham	22	106	4.8	25t	1		Bush	13	64	4.9	14	0			
McCown	2	34	17.0	26	0		Stecker	7	16	2.3	4	0			
Clayton	1	20	20.0	20	0		Brees	1	4	4.0	4	0			
Bennett	1	12	12.0	12	0										
Total	26	172	6.6	26	1		Total	21	84	4.0	14	0			
PASSING	ATT	CMP	YDS	SK/YD	TD	LG	INT	PASSING	ATT	CMP	YDS	SK/YD	TD	LG	INT
McCown	37	29	313	3/19	2	60	1	Brees	23	17	179	3/17	2	45t	0
Total	37	29	313	3/19	2	60	1	Total	23	17	179	3/17	2	45t	0
RECEIVING	NO	YDS	AVG	LG	TD			RECEIVING	NO	YDS	AVG	LG	TD		
Galloway	7	159	22.7	60	0			Stecker	4	35	8.8	12	0		
Graham	7	37	5.3	21	0			Bush	3	13	4.3	13	0		
Hilliard	4	29	7.3	9	0			Colston	2	39	19.5	40	0		
Askew	3	41	13.7	16	0			Moore	2	18	9.0	14	0		
Stevens	2	8	4.0	4t	1			Johnson	2	12	6.0	7	0		
Pittman	2	6	3.0	3	0			Henderson	1	45	45.0	45t	1		
Bennett	1	12	12.0	12	0			Karney	1	7	7.0	7	0		
Smith	1	11	11.0	11	0			Miller	1	6	6.0	6	0		
Stovall	1	9	9.0	9	0			Copper	1	4	4.0	4t	1		
Becht	1	1	1.0	1t	1										
Total	29	313	10.8	60	2			Total	17	179	10.5	45t	2		
INT	NO	YDS	AVG	LG	TD			INT	NO	YDS	AVG	LG	TD		
Total	0	0	0.0	0	0			McKenzie	1	53	53.0	53t	1		
								Total	1	53	53.0	53t	1		
PUNTING	NO	YDS	AVG	TB	I20	LG		PUNTING	NO	YDS	AVG	TB	I20	LG	
Bidwell	2	70	35.0	0	2	42		Weatherford	6	257	42.8	0	1	54	
Total	2	70	35.0	0	2	42		Total	6	257	42.8	0	1	54	
PT RET	NO	YDS	AVG	FC	LG	TD		PT RET	NO	YDS	AVG	FC	LG	TD	
Hilliard	2	13	6.5	0	13	0		Moore	0	0	0.0	1	0	0	
Galloway	1	2	2.0	0	2	0									
Buchanon	1	-6	-6.0	0	-6	0									
Total	4	9	2.3	0	13	0		Total	0	0	0.0	1	0	0	
KO RET	NO	YDS	AVG	FC	LG	TD		KO RET	NO	YDS	AVG	FC	LG	TD	
Clayton	4	89	22.3	0	26	0		Moore	5	83	16.6	0	32	0	
Total	4	89	22.3	0	26	0		Patten	2	20	10.0	0	10	0	
								Total	7	103	14.7	0	32	0	

TEAM STATISTICS	TB	NO	TEAM STATISTICS	TB	NO
TOTAL FIRST DOWNS	24	13	FGs-PATs HAD BLOCKED	0-0	0-0
By Rushing	7	5	Net Punting Avg.	35.0	41.3
By Passing	16	8	TOTAL RETURN YARDAGE	9	53
By Penalty	1	0	No. and Yards Punt Returns	4-9	0-0
3rd DOWN EFFICIENCY	5-13-38%	5-11-45%	No. and Yards Kickoff Returns	4-89	7-103
4th DOWN EFFICIENCY	1-1-100%	0-0-0%	No. and Yards Interception Returns	0-0	1-53
TOTAL NET YARDS	466	246	PENALTIES: No.-Yds.	7-55	6-40
Total Plays	66	47	FUMBLES: No.-Lost	0-0	3-1
Avg. Per Play	7.1	5.2	TOUCHDOWNS	3	3
NET YARDS RUSHING	172	84	Rushing	1	0
Total Rushes	26	21	Passing	2	2
Avg. Per Play	6.6	4.0	Interceptions	0	1
Tackles For Loss-Yards	0-0	0-0	Kickoff Returns	0	0
NET YARDS PASSING	294	162	EXTRA POINTS: Made-Att.	3-3	3-3
Sacked-Yards Lost	3-19	3-17	Kicking: Made-Att.	3-3	3-3
Gross Yards	313	179	FIELD GOALS: Made-Att.	2-3	0-0
PASSING: Att.-Comp.-INT	37-29-1	23-17-0	RED ZONE EFFICIENCY	2-4-50%	1-1-100%
Avg. Per Play	7.4	6.2	GOAL-TO-GO EFFICIENCY	2-2-100%	1-1-100%
KICKOFFS: No.-In EZ-Zouchbacks	7-0-0	4-2-3	SAFETIES	0	1
PUNTS: No.-Avg.	2-35.0	6-42.8	FINAL SCORE	27	23
Had Blocked	0	0	TIME OF POSSESSION	34:46	25:14

ATLANTA GAME 13



SAINTS: 34 FALCONS: 14
 GEORGIA DOME
 ATLANTA, GA. - 12/10/07
 ATTENDANCE: 69,553 TIME: 3:03

Riding a 24-point burst in the second and third quarters, the Saints improved to 6-7 with a victory over the Falcons at the Georgia Dome in a prime-time, nationally-televised contest. With the win, New Orleans closed its 2007 NFC South slate at 3-3.

The defense surrendered a season-low 37 yards on the ground, and RB **Aaron Stecker** had 20 carries for a career-high 100 yards, becoming the first Saints' running back to reach the milestone in 2007. QB **Drew Brees** was also sharp, throwing three touchdowns while completing 28 of 41 for 328 yards, notching a 116.7 passer rating.

The two clubs ended the first quarter tied 7-7, but the Saints responded before halftime with a field goal and a 13-play, 94-yard drive. The latter was capped by a 15-yard strike from Brees to WR **Marques Colston**. During the march, Brees completed all nine of his attempts.

The Saints opened the third quarter similarly, with an 11-play, 80-yard drive concluded with a two-yard scoring pass from Brees to Colston. The Saints would score again two plays later when S **Roman Harper** picked off Atlanta QB **Chris Redman** and returned it 31 yards for a touchdown.

! GAME NOTES

The victory marked the fourth straight for New Orleans over the Falcons, and the second-consecutive season sweep for the Saints against their longtime division rivals - a first since 1988-89.

DE **Will Smith** had a team-high eight tackles (six solo), a sack and a forced fumble. It marked the fourth time in the last five games that Smith recorded a sack.

WR **David Patten** opened the scoring with a 25-yard touchdown reception, and led the club with 122 yards on nine receptions. It was his third 100-yard receiving day of the season. WR **Marques Colston** also notched nine catches, for 92 yards with a pair of TDs.

The Falcons would add a touchdown midway through the fourth quarter to cut the New Orleans led to 31-14, but the Saints would add another field goal late in the game.

SAINTS - FALCONS GAME SUMMARY

New Orleans Saints	7	10	14	3	-	34
Atlanta Falcons	7	0	0	7	-	14

Team	Qtr	Time	Play Description (Extra Point)	(Drive Info)	V-H
NO	1	3:18	Patten 25 pass from Brees (Mare kick)	(6-99, 2:56)	7-0
ATL	1	1:22	White 33 pass from Redman (Andersen kick)	(5-80, 1:56)	7-7
NO	2	10:41	Mare 23 FG	(14-75, 5:41)	10-7
NO	2	1:06	Colston 15 pass from Brees (Mare kick)	(13-94, 6:22)	17-7
NO	3	9:13	Colston 2 pass from Brees (Mare kick)	(11-80, 5:47)	24-7
NO	3	8:30	Harper 31 interception return (Mare kick)		31-7
ATL	4	8:52	Jenkins 13 pass from Redman (Andersen kick)	(2-16, 0:46)	31-14
NO	4	2:48	Mare 36 FG	(11-54, 6:04)	34-14

FIELD GOALS (made () and missed)
 NO: Mare (23) (36)

ATL: None

13 @ ATLANTA



NEW ORLEANS SAINTS						ATLANTA FALCONS					
RUSHING	ATT	YDS	AVG	LG	TD	RUSHING	ATT	YDS	AVG	LG	TD
Stecker	20	100	5.0	17	0	Norwood	6	21	3.5	7	0
P. Thomas	6	31	5.2	10	0	Snelling	3	9	3.0	4	0
Henderson	1	15	15.0	15	0	Redman	1	4	4.0	4	0
Karney	1	0	0.0	0	0	Dunn	6	3	0.5	4	0
Brees	2	-1	-0.5	0	0						
Total	30	145	4.8	17	0	Total	16	37	2.3	7	0

PASSING						PASSING									
Brees	ATT	CMP	YDS	SK/YD	TD	LG	INT	Redman	ATT	CMP	YDS	SK/YD	TD	LG	INT
Brees	41	28	328	0/0	3	36	0	Redman	40	23	298	3/12	2	46	1
Total	41	28	328	0/0	3	36	0	Total	40	23	298	3/12	2	46	1

RECEIVING						RECEIVING					
Patten	NO	YDS	AVG	LG	TD	Jenkins	NO	YDS	AVG	LG	TD
Patten	9	122	13.6	25	1	Jenkins	9	83	9.2	14	1
Colston	9	92	10.2	25	2	White	3	75	25.0	39	1
Stecker	3	7	2.3	8	0	Robinson	3	48	16.0	41	0
Johnson	2	17	8.5	13	0	Crumpler	3	16	5.3	7	0
Moore	2	14	7.0	7	0	Norwood	2	57	28.5	46	0
Miller	1	36	36.0	36	0	Horn	2	8	4.0	5	0
Henderson	1	32	32.0	32	0	Dunn	1	11	11.0	11	0
Karney	1	8	8.0	8	0						
Total	28	328	11.7	36	3	Total	23	298	13.0	46	2

INT						INT					
Harper	NO	YDS	AVG	LG	TD	Harper	NO	YDS	AVG	LG	TD
Harper	1	31	31.0	31	1	Harper	1	31	31.0	31	1
Total	1	31	31.0	31	1	Total	0	0	0.0	0	0

PUNTING						PUNTING							
Weatherford	NO	YDS	AVG	TB	I20	LG	Koenen	NO	YDS	AVG	TB	I20	LG
Weatherford	3	116	38.7	0	0	41	Koenen	6	282	47.0	0	4	60
Total	3	116	38.7	0	0	41	Total	6	282	47.0	0	4	60

PT RET						PT RET							
Moore	NO	YDS	AVG	FC	LG	TD	Jennings	NO	YDS	AVG	FC	LG	TD
Moore	1	0	0.0	2	0	0	Jennings	2	6	3.0	0	3	0
David	0	0	0.0	1	0	0							
Total	1	0	0.0	3	0	0	Total	2	6	3.0	0	3	0

KO RET						KO RET							
P. Thomas	NO	YDS	AVG	FC	LG	TD	Norwood	NO	YDS	AVG	FC	LG	TD
P. Thomas	1	19	19.0	0	19	0	Norwood	3	73	24.3	0	31	0
Total	1	19	19.0	0	19	0	Total	3	73	24.3	0	31	0

TEAM STATISTICS			TEAM STATISTICS		
TOTAL FIRST DOWNS	NO	ATL	FGs-PATs HAD BLOCKED	NO	ATL
TOTAL FIRST DOWNS	23	13	FGs-PATs HAD BLOCKED	0-0	0-0
By Rushing	7	1	Net Punting Avg.	36.7	47.0
By Passing	16	12	TOTAL RETURN YARDAGE	31	6
By Penalty	0	0	No. and Yards Punt Returns	1-0	2-6
3rd DOWN EFFICIENCY	10-17-59%	2-12-17%	No. and Yards Kickoff Returns	1-19	3-73
4th DOWN EFFICIENCY	1-2-50%	2-4-50%	No. and Yards Interception Returns	1-31	0-0
TOTAL NET YARDS	473	323	PENALTIES: No.-Yds.	3-20	4-40
Total Plays	71	59	FUMBLES: No.-Lost	1-1	1-0
Avg. Per Play	6.7	5.5	TOUCHDOWNS	4	2
NET YARDS RUSHING	145	37	Rushing	0	0
Total Rushes	30	16	Passing	3	2
Avg. Per Play	4.8	2.3	Interceptions	1	0
Tackles For Loss-Yards	0-0	4-8	Fumbles	0	0
NET YARDS PASSING	328	286	EXTRA POINTS: Made-Att.	4-4	2-2
Sacked-Yards Lost	0-0	3-12	Kicking: Made-Att.	4-4	2-2
Gross Yards	328	298	FIELD GOALS: Made-Att.	2-2	0-0
PASSING: Att.-Comp.-INT	41-28-0	40-23-1	RED ZONE EFFICIENCY	2-4-50%	1-1-100%
Avg. Per Play	8.0	6.7	GOAL-TO-GO EFFICIENCY	1-2-50%	0-0-0%
KICKOFFS: No.-In EZ-Touchbacks	7-6-4	3-2-2	SAFETIES	0	0
PUNTS: No.-Avg.	3-38.7	6-47.0	FINAL SCORE	34	14
Had Blocked	0	0	TIME OF POSSESSION	35:27	24:33

2007 GAME-BY-GAME REVIEW

VS. ARIZONA GAME 14



SAINTS: 31 CARDINALS: 24
 LOUISIANA SUPERDOME
 NEW ORLEANS, LA - 12/16/07
 ATTENDANCE: 70,007 TIME: 2:55

The Saints clawed back to .500 on the heels of two big defensive plays and a second-straight strong performance by RB **Aaron Stecker**, who had a career-high two touchdowns.

Arizona took an early lead after converting a Saints' fumble into a short touchdown pass by QB **Kurt Warner**. But the Saints responded with an 81-yard TD drive, with QB **Drew Brees** finding WR **Marques Colston** on a 19-yard scoring toss.

New Orleans took the lead four plays into the second quarter when Stecker ran for a one-yard TD. But Arizona countered with a 66-yard drive for a touchdown to tie the game at 14-14. The Saints broke the stalemate late in the first half following an interception by S **Roman Harper** when Brees found WR **David Patten** for a 32-yard TD pass.

LB **Scott Fujita** sacked Warner on the Cardinals' opening possession of the third quarter, causing a fumble that was picked up by LB **Scott Shanle**

and returned 26 yards. Two plays later, Stecker scored a six-yard touchdown to put the Saints ahead, 28-14.

But the Cardinals marched 80 yards in 10 plays, with Warner throwing another TD. Before the end of the third quarter, the Saints added a field goal. Arizona would drive to the New Orleans 8 early in the fourth quarter, but were held to three points, and the Saints defense came up big by holding the Cardinals to a punt on their final possession. With four first downs on their last drive, the Saints ran out the final 5:54 of the clock for the victory.

! GAME NOTES

In one of his finest performances of the season, LB Scott Fujita led the defense with a season-high 12 tackles, two sacks and a pair of forced fumbles, one of which set up a touchdown.

S Roman Harper had an interception with a 31-yard return. It was his third interception in the last four games.

QB Drew Brees completed 26 of 30 passes (87 pct.) for 315 yards and two touchdowns. For his efforts, he was named NFC Offensive Player of the Week.

SAINTS - CARDINALS GAME SUMMARY

Arizona Cardinals	7	7	7	3	-	24
New Orleans Saints	7	14	10	0	-	31

Team	Qtr	Time	Play Description (Extra Point)	(Drive Info)	V-H
ARZ	1	12:00	Bienemann 1 pass from Warner (Rackers kick)	(4-8, 2:11)	7-0
NO	1	6:18	Colston 19 pass from Brees (Gramatica kick)	(11-81, 5:42)	7-7
NO	2	13:47	Stecker 1 run (Gramatica kick)	(13-74, 6:11)	7-14
ARZ	2	10:01	Fitzgerald 18 pass from Warner (Rackers kick)	(7-66, 3:46)	14-14
NO	2	1:56	Patten 32 pass from Brees (Gramatica kick)	(4-55, 1:24)	14-21
NO	3	12:02	Stecker 6 run (Gramatica kick)	(2-7, 0:44)	14-28
ARZ	3	6:14	Patrick 3 pass from Warner (Rackers kick)	(10-80, 5:48)	21-28
NO	3	0:50	Gramatica 31 FG (9-67, 5:24)		21-31
ARZ	4	9:11	Rackers 26 FG (11-70, 6:39)		24-31

FIELD GOALS (made () and missed)

ARZ: Rackers 54WR (26)

NO: Gramatica (31)

2007 GAME-BY-GAME REVIEW

14 VS. ARIZONA



ARIZONA CARDINALS							NEW ORLEANS SAINTS							
RUSHING	ATT	YDS	AVG	LG	TD		RUSHING	ATT	YDS	AVG	LG	TD		
James	16	84	5.3	21	0		Stecker	22	95	4.3	15	2		
Morey	1	13	13.0	13	0		P. Thomas	2	20	10.0	11	0		
Arrington	3	8	2.7	4	0		Patten	1	1	1.0	1	0		
Warner	1	0	0.0	0	0		Brees	4	-2	-0.5	0	0		
Breaston	1	-2	-2.0	-2	0									
Total	22	103	4.7	21	0		Total	29	114	3.9	15	2		

ARIZONA CARDINALS							NEW ORLEANS SAINTS								
PASSING	ATT	CMP	YDS	SK/YD	TD	LG	INT	PASSING	ATT	CMP	YDS	SK/YD	TD	LG	INT
Warner	30	19	233	2/19	3	25	1	Brees	30	26	315	1/8	2	32t	0
Total	30	19	233	2/19	3	25	1	Total	30	26	315	1/8	2	32t	0

ARIZONA CARDINALS							NEW ORLEANS SAINTS							
RECEIVING	NO	YDS	AVG	LG	TD		RECEIVING	NO	YDS	AVG	LG	TD		
Boldin	6	83	13.8	25	0		Colston	8	114	14.3	21	1		
Bry. Johnson	2	35	17.5	22	0		Stecker	6	46	7.7	16	0		
Smith	2	30	15.0	16	0		Patten	4	71	17.8	32t	1		
Fitzgerald	2	27	13.5	18t	1		Miller	3	39	13.0	22	0		
Patrick	2	17	8.5	14	1		Copper	2	29	14.5	21	0		
Breaston	2	16	8.0	13	0		Karney	2	14	7.0	11	0		
Arrington	1	13	13.0	13	0		P. Thomas	1	2	2.0	2	0		
James	1	11	11.0	11	0									
Bienemann	1	1	1.0	1t	1									
Total	19	233	12.3	25	3		Total	26	315	12.1	32t	2		

ARIZONA CARDINALS							NEW ORLEANS SAINTS							
INT	NO	YDS	AVG	LG	TD		INT	NO	YDS	AVG	LG	TD		
Harper	1	31	31.0	31	0		Harper	1	31	31.0	31	0		
Total	0	0	0.0	0	0		Total	1	31	31.0	31	0		

ARIZONA CARDINALS							NEW ORLEANS SAINTS							
PUNTING	NO	YDS	AVG	TB	I20	LG	PUNTING	NO	YDS	AVG	TB	I20	LG	
Berger	3	139	46.3	0	2	56	Weatherford	2	97	48.5	0	0	53	
Total	3	139	46.3	0	2	56	Total	2	97	48.5	0	0	53	

ARIZONA CARDINALS							NEW ORLEANS SAINTS							
PT RET	NO	YDS	AVG	FC	LG	TD	PT RET	NO	YDS	AVG	FC	LG	TD	
Breaston	2	26	13.0	0	29	0	Moore	1	0	0.0	0	0	0	
Total	2	26	13.0	0	29	0	Total	1	0	0.0	0	0	0	

ARIZONA CARDINALS							NEW ORLEANS SAINTS							
KO RET	NO	YDS	AVG	FC	LG	TD	KO RET	NO	YDS	AVG	FC	LG	TD	
Breaston	4	92	23.0	0	28	0	P. Thomas	5	103	20.6	0	24	0	
Total	4	92	23.0	0	28	0	Total	5	103	20.6	0	24	0	

TEAM STATISTICS		ARZ	NO	TEAM STATISTICS		ARZ	NO
TOTAL FIRST DOWNS		17	24	FGs-PATs HAD BLOCKED		0-0	0-0
By Rushing		4	8	Net Punting Avg.		46.3	35.5
By Passing		13	15	TOTAL RETURN YARDAGE		26	31
By Penalty		0	1	No. and Yards Punt Returns		2-26	1-0
3rd DOWN EFFICIENCY	3-11-27%		4-9-44%	No. and Yards Kickoff Returns		4-92	5-103
4th DOWN EFFICIENCY	2-2-100%		1-1-100%	No. and Yards Interception Returns		0-0	1-31
TOTAL NET YARDS		317	421	PENALTIES: No.-Yds.		10-78	3-15
Total Plays		54	60	FUMBLES: No.-Lost		3-1	4-2
Avg. Per Play		5.9	7.0	TOUCHDOWNS		3	4
NET YARDS RUSHING		103	114	Rushing		0	2
Total Rushes		22	29	Passing		3	2
Avg. Per Play		4.7	3.9	Interceptions		0	0
Tackles For Loss-Yards		2-5	0-0	Kickoff Returns		0	0
NET YARDS PASSING		214	307	EXTRA POINTS: Made-Att.		3-3	4-4
Sacked-Yards Lost		2-19	1-8	Kicking: Made-Att.		3-3	4-4
Gross Yards		233	315	FIELD GOALS: Made-Att.		1-2	1-1
PASSING: Att.-Comp.-INT		30-19-1	30-26-0	RED ZONE EFFICIENCY		3-4-75%	3-4-75%
Avg. Per Play		6.7	9.9	KICKOFF-TO-GO EFFICIENCY		2-2-100%	2-2-100%
KICKOFFS: No.-In EZ-Touchbacks		5-4-0	6-1-1	SAFETIES		0	0
PUNTS: No.-Avg.		3-46.3	2-48.5	FINAL SCORE		24	31
Had Blocked		0	0	TIME OF POSSESSION		28:08	31:52

2007 GAME-BY-GAME REVIEW

VS.

PHILADELPHIA GAME 15

EAGLES: 38 SAINTS: 23
 LOUISIANA SUPERDOME
 NEW ORLEANS, LA. - 12/23/07
 ATTENDANCE: 70,011 TIME: 3:15



Closing out their 2007 home schedule, the Saints hosted the Philadelphia Eagles at the Superdome for the third time in two seasons. Philadelphia was able to exact a measure of revenge for the Saints' 2006 sweep with a 38-23 victory.

Both teams started hot, combining for 35 first-quarter points as the Eagles took the opening kickoff and scored just three plays later on a strange play that proved costly to the Saints. QB **Donovan McNabb** ran for 40 yards before having the ball knocked out of his arms by S **Josh Bullocks** from the 24-yard line into the end zone, where it was recovered by Philadelphia WR **Kevin Curtis** for a TD. In the scramble for the loose ball, CB **Mike McKenzie** suffered a torn knee ligament that ended his season.

The Saints responded with a pair of RB **Aaron Stecker** touchdown runs to take a 14-7 lead, taking advantage of a fumble recovery by DE **Will Smith** that set up the second score.

Philadelphia closed out the quarter with two touchdowns to lead 21-14 after

15 minutes. The offensive show slowed in the second quarter as the teams traded field goals, with Saints K **Martin Gramatica** booting a 55-yarder as the half expired.

! GAME NOTES

RB Aaron Stecker set a new career-high with his fourth touchdown run of the season, finding the end zone twice for the second time in as many games.

QB Drew Brees carried a streak of consecutive passes completed over from the previous game against Arizona into the first quarter before having it snapped at 17, breaking a 28-year old franchise record of 15 set by Archie Manning in 1979.

The 35 combined points scored by the two teams in the first quarter (21 by the Eagles, 14 by the Saints) were the most scored in any one quarter in a Saints game in 2007.

K Martin Gramatica's 55-yard field goal at the close of the first half was the longest by a Saints kicker since Doug Brien made a 56-yarder against Carolina, Sept. 13, 1998.

An early third quarter goal-line stand by the Eagles keyed a second half where the visitors added to their lead with a pair of touchdowns and the Saints were able to only muster two Gramatica field goals.

SAINTS - EAGLES GAME SUMMARY

Philadelphia Eagles	21	3	7	7	-	38
New Orleans Saints	14	3	0	6	-	23

Team	Qtr	Time	Play Description (Extra Point) (Drive Info)	V-H
PHI	1	13:15	Curtis fumble recovery in end zone (Akers kick) (3-73, 1:45)	7-0
NO	1	11:07	Stecker 3 run (Gramatica kick) (4-66, 2:08)	7-7
NO	1	8:52	Stecker 1 run (Gramatica kick) (5-33, 2:00)	7-14
PHI	1	5:47	Buckhalter 20 run (Akers kick) (6-63, 3:05)	14-14
PHI	1	1:51	R. Brown 31 pass from McNabb (Akers kick) (4-85, 2:13)	21-14
PHI	2	9:28	Akers 24 FG (11-59, 5:21)	24-14
NO	2	0:00	Gramatica 55 FG (12-45, 2:00)	24-17
PHI	3	2:55	Lewis 9 pass from McNabb (Akers kick) (15-98, 7:01)	31-17
NO	4	13:03	Gramatica 35 FG (11-52, 4:52)	31-20
NO	4	7:19	Gramatica 46 FG (8-36, 3:57)	31-23
PHI	4	2:28	Curtis 7 pass from McNabb (Akers kick) (9-56, 4:51)	38-23

FIELD GOALS (made (I) and missed)

PHI: Akers (24)

NO: Gramatica (55) (35) (46)

2007 GAME-BY-GAME REVIEW

15 VS. PHILADELPHIA



PHILADELPHIA EAGLES						NEW ORLEANS SAINTS					
RUSHING	ATT	YDS	AVG	LG	TD	RUSHING	ATT	YDS	AVG	LG	TD
Stecker	14	53	3.8	26	2	Westbrook	17	100	5.9	21	0
P. Thomas	5	18	3.6	13	0	McNabb	6	37	6.2	40	0
Karney	1	0	0.0	0	0	Buckhalter	4	37	9.3	20t	1
Brees	1	-1	-1.0	-1	0	Brown	1	10	10.0	10	0
Total	21	70	3.3	26	2	Total	28	184	6.6	40	1

PHILADELPHIA EAGLES						NEW ORLEANS SAINTS						
PASSING	ATT	CMP	YDS	SK/YD	TD	PASSING	ATT	CMP	YDS	SK/YD	TD	
Brees	42	27	284	1/8	0	52	1	McNabb	35	24	263	3/12
Total	42	27	284	1/8	0	52	1	Total	35	24	263	3/12

PHILADELPHIA EAGLES						NEW ORLEANS SAINTS					
RECEIVING	NO	YDS	AVG	LG	TD	RECEIVING	NO	YDS	AVG	LG	TD
Patten	6	55	9.2	16	0	Curtis	6	78	13.0	26	1
P. Thomas	4	28	7.0	17	0	Brown	6	73	12.2	31t	1
Miller	3	38	12.7	21	0	Avant	4	35	8.8	15	0
Stecker	3	31	10.3	26	0	Westbrook	3	9	3.0	6	0
Copper	3	28	9.3	10	0	Celek	2	35	17.5	29	0
Moore	3	28	9.3	12	0	Lewis	2	25	12.5	16	1
Colston	3	16	5.3	11	0	Baskett	1	8	8.0	8	0
Henderson	1	52	52.0	52	0	Total	24	263	11.0	31t	3
Brees	1	8	8.0	8	0	Total	24	263	11.0	31t	3
Total	27	284	10.5	52	0	Total	24	263	11.0	31t	3

PHILADELPHIA EAGLES						NEW ORLEANS SAINTS					
INT	NO	YDS	AVG	LG	TD	INT	NO	YDS	AVG	LG	TD
Bradley	1	13	13.0	13	0	Total	1	13	13.0	13	0
Total	0	0	0.0	0	0	Total	1	13	13.0	13	0

PHILADELPHIA EAGLES						NEW ORLEANS SAINTS					
PUNTING	NO	YDS	AVG	TB	I20	PUNTING	NO	YDS	AVG	TB	I20
Weatherford	4	194	48.5	0	3	61	Rocca	3	142	47.3	1
Total	4	194	48.5	0	3	61	Total	3	142	47.3	1

PHILADELPHIA EAGLES						NEW ORLEANS SAINTS					
PT RET	NO	YDS	AVG	FC	LG	TD	PT RET	NO	YDS	AVG	FC
Moore	1	8	8.0	0	8	0	Mahle	2	1	0.5	1
Total	1	8	8.0	0	8	0	Graham	1	0	0.0	0
Total	1	8	8.0	0	8	0	Total	3	1	0.3	1

PHILADELPHIA EAGLES						NEW ORLEANS SAINTS					
KO RET	NO	YDS	AVG	FC	LG	TD	KO RET	NO	YDS	AVG	FC
P. Thomas	3	79	26.3	0	29	0	Reed	4	105	26.3	0
Moore	3	66	22.0	0	31	0	Buckhalter	1	34	34.0	0
Copper	1	25	25.0	0	25	0	Total	5	139	27.8	0
Total	7	170	24.3	0	31	0	Total	5	139	27.8	0

TEAM STATISTICS	PHI	NO	TEAM STATISTICS	PHI	NO
TOTAL FIRST DOWNS	24	22	FGs-PATs HAD BLOCKED	0-0	0-0
By Rushing	10	6	Net Punting Avg.	38.0	48.3
By Passing	12	14	TOTAL RETURN YARDAGE	14	8
By Penalty	2	2	No. and Yards Punt Returns	3-1	1-8
3rd DOWN EFFICIENCY	8-13-62%	3-12-25%	No. and Yards Kickoff Returns	5-139	7-170
4th DOWN EFFICIENCY	0-1-0%	1-2-50%	No. and Yards Interception Returns	1-13	0-0
TOTAL NET YARDS	435	346	PENALTIES: No.-Yds.	4-29	6-64
Total Plays	66	64	FUMBLES: No.-Lost	3-1	0-0
Avg. Per Play	6.6	5.4	TOUCHDOWNS	5	2
NET YARDS RUSHING	184	70	Rushing	1	2
Total Rushes	28	21	Passing	3	0
Avg. Per Play	6.6	3.3	Interceptions	0	0
Tackles For Loss-Yards	1-3	4-10	Fumbles	1	0
NET YARDS PASSING	251	276	EXTRA POINTS: Made-Att.	5-5	2-2
Sacked-Yards Lost	3-12	1-8	Kicking: Made-Att.	5-5	2-2
Gross Yards	263	284	FIELD GOALS: Made-Att.	1-1	3-3
PASSING: Att.-Comp.-INT	35-24-0	42-27-1	RED ZONE EFFICIENCY	2-3-67%	2-4-50%
Avg. Per Play	6.6	6.4	GOAL-TO-GO EFFICIENCY	2-2-100%	2-3-67%
KICKOFFS: No.-In EZ-Touchbacks	7-1-0	5-0-0	SAFETIES	0	0
PUNTS: No.-Avg.	3-47.3	4-48.5	FINAL SCORE	38	23
Had Blocked	0	0	TIME OF POSSESSION	31:48	28:12

2007 GAME-BY-GAME REVIEW

AT

CHICAGO GAME 16



BEARS: 33 **SAINTS: 25**
 SOLDIER FIELD
 CHICAGO, ILL. - 12/30/07
 ATTENDANCE: 62,064 TIME: 3:16

Despite a memorable performance by rookie RB **Pierre Thomas** in his first NFL start, the Saints ended 2007 with a defeat at Soldier Field, the same stadium where their 2006 season came to close less than a year before. Thomas accounted for 226 yards of offense in the loss.

New Orleans monopolized the time of possession by an over 10-minute margin, and also dominated the offensive yardage (413-275). But three turnovers and big plays by Chicago's **Devin Hester** - who returned a punt 64 yards for a touchdown and hauled in a 55-yard TD pass - proved to be the Saints' undoing.

The Bears took a 3-0 lead after an interception deep in New Orleans territory. The Bears would increase their advantage to 10 with a touchdown drive, but the Saints capped a 14-play, 67-yard march early in the second quarter with a three-yard TD pass from QB **Drew Brees** to WR Marques Colston.

The two clubs traded touchdown drives, including a 21-yard scoring strike from Brees to Colston, but three plays later Chicago QB **Kyle Orton** found

Hester on the long TD pass. Saints K **Martin Gramatica** drilled a 48-yard field goal on the last play of the first half to make it 24-17.

! GAMENOTES

RB Pierre Thomas rushed for 105 yards and a touchdown and added 121 yards and a TD on 12 receptions. His 226 total yards were the third-most in club history, and he became only the second rookie in NFL record books to pass the century mark in rushing and receiving in the same contest.

WR Marques Colston had eight catches for 94 yards and a touchdown before being forced to leave the game in the second quarter with a wrist injury.

QB Drew Brees tied a team record with 60 passing attempts, completing 35, for 320 yards. He had three TD passes, giving him a team-record 28 on the season. He also set club marks with 4,423 yards and an NFL record with 435 completions.

Hester's punt return for a TD followed the Saints' opening drive of the third quarter. Twice in the second half New Orleans drove into Chicago territory only to be stopped on fourth down, and the Bears recovered a fumble and also forced a safety. Thomas added two late touchdowns on a short reception and an 11-yard run, but the outcome was no longer in doubt.

SAINTS - BEARS GAME SUMMARY

New Orleans Saints	0	17	0	8	-	25
Chicago Bears	10	14	7	2	-	33

Team	Qtr	Time	Play Description (Extra Point) (Drive Info)	V-H
CHI	1	12:00	Gould 39 FG (4-0, 0:54)	0-3
CHI	1	6:26	Bradley 19 pass from Orton (Gould kick) (9-71, 4:08)	0-10
NO	2	8:35	Colston 3 pass from Brees (Gramatica kick) (14-67, 6:25)	7-10
CHI	2	5:45	Berrian 9 pass from Peterson (Gould kick) (7-63, 2:50)	7-17
NO	2	2:07	Colston 21 pass from Brees (Gramatica kick) (8-69, 3:38)	14-17
CHI	2	1:48	Hester 55 pass from Orton (Gould kick) (2-63, 0:19)	14-24
NO	2	0:00	Gramatica 48 FG (1-0, 0:02)	17-24
CHI	3	12:31	Hester 64 punt return (Gould kick)	17-31
CHI	4	5:14	Penalty on J. Evans enforced in end zone	17-33
NO	4	0:07	P. Thomas 11 pass from Brees (P. Thomas run) (9-87, 2:39)	25-33

FIELD GOALS (made **I** and missed)

NO: Gramatica (48)

CHI: Gould (39)

2007 GAME-BY-GAME REVIEW

16 @ CHICAGO



NEW ORLEANS SAINTS						CHICAGO BEARS									
RUSHING	ATT	YDS	AVG	LG	TD	RUSHING	ATT	YDS	AVG	LG	TD				
P. Thomas	20	105	5.3	13	0	Peterson	21	91	4.3	20	0				
						Wolfe	4	7	1.8	10	0				
						Orton	2	-2	-1.0	0	0				
Total	20	105	5.3	13	0	Total	27	96	3.6	20	0				
PASSING	ATT	CMP	YDS	SK/YD	TD	LG	INT	PASSING	ATT	CMP	YDS	SK/YD	TD	LG	INT
Brees	60	35	320	3/12	3	21t	2	Orton	27	12	190	1/5	2	55t	1
								Peterson	1	1	9	0/0	1	9t	0
								Hester	0	0	0	1/15	0	0	0
Total	60	35	320	3/12	3	21t	2	Total	28	13	199	2/20	3	55t	1
RECEIVING	NO	YDS	AVG	LG	TD	RECEIVING	NO	YDS	AVG	LG	TD				
P. Thomas	12	121	10.1	17	1	Muhammad	3	29	9.7	15	0				
Colston	8	94	11.8	21t	2	Berrian	3	28	9.3	18	1				
Patten	4	39	9.8	15	0	Hester	2	65	32.5	55t	1				
Johnson	4	25	6.3	9	0	Olsen	2	17	8.5	12	0				
Miller	3	26	8.7	11	0	Wolfe	1	32	32.0	32	0				
Copper	2	9	4.5	9	0	Bradley	1	19	19.0	19t	1				
Karney	1	5	5.0	5	0	Peterson	1	9	9.0	9	0				
Moore	1	1	1.0	1	0	Total	13	199	15.3	55t	3				
Total	35	320	9.1	21t	3	Total	13	199	15.3	55t	3				
INT	NO	YDS	AVG	LG	TD	INT	NO	YDS	AVG	LG	TD				
David	1	2	2.0	2	0	Tillman	1	20	20.0	20	0				
Total	1	2	2.0	2	0	Urlacher	1	3	3.0	3	0				
Total	1	2	2.0	2	0	Total	2	23	11.5	20	0				
PUNTING	NO	YDS	AVG	TB	I20	LG	PUNTING	NO	YDS	AVG	TB	I20	LG		
Weatherford	5	205	41.0	0	1	50	Maynard	6	266	44.3	0	4	52		
Total	5	205	41.0	0	1	50	Total	6	266	44.3	0	4	52		
PT RET	NO	YDS	AVG	FC	LG	TD	PT RET	NO	YDS	AVG	FC	LG	TD		
Moore	2	16	8.0	0	16	0	Hester	1	64	64.0	0	64t	1		
Total	2	16	8.0	0	16	0	Total	1	64	64.0	0	64t	1		
KO RET	NO	YDS	AVG	FC	LG	TD	KO RET	NO	YDS	AVG	FC	LG	TD		
Barclay	5	98	19.6	0	28	0	Hester	3	42	14.0	0	16	0		
Copper	1	24	24.0	0	24	0	Davis	1	5	5.0	0	5	0		
Total	6	122	20.3	0	28	0	Total	4	47	11.8	0	16	0		

TEAM STATISTICS	NO	CHI	TEAM STATISTICS	NO	CHI
TOTAL FIRST DOWNS	28	13	FGS-PATS HAD BLOCKED	0-0	0-0
By Rushing	8	4	Net Punting Avg.	28.2	41.7
By Passing	18	7	TOTAL RETURN YARDAGE	18	87
By Penalty	2	2	No. and Yards Punt Returns	2-16	1-64
3rd DOWN EFFICIENCY	3-14-21%	6-14-43%	No. and Yards Kickoff Returns	6-122	4-47
4th DOWN EFFICIENCY	1-4-25%	0-1-0%	No. and Yards Interception Returns	1-2	2-23
TOTAL NET YARDS	413	275	PENALTIES: No.-Yds.	8-72	5-34
Total Plays	83	57	FUMBLES: No.-Lost	2-1	4-2
Avg. Per Play	5.0	4.8	TOUCHDOWNS	3	4
NET YARDS RUSHING	105	96	Rushing: Made-Att.	0	0
Total Rushes	20	27	Passing	3	3
Avg. Per Play	5.3	3.6	Punt Returns	0	1
Tackles For Loss-Yards	2-2	3-5	EXTRA POINTS: Made-Att.	3-3	4-4
NET YARDS PASSING	308	179	Kicking: Made-Att.	2-2	4-4
Sacked-Yards Lost	3-12	2-20	Rushing: Made-Att.	1-1	0-0
Gross Yards	320	199	FIELD GOALS: Made-Att.	1-1	1-1
PASSING: Att.-Comp.-INT	60-35-2	28-13-1	RED ZONE EFFICIENCY	2-2-100%	2-2-100%
Avg. Per Play	4.9	6.0	GOAL-TO-GO EFFICIENCY	1-1-100%	1-1-100%
KICKOFFS: No.-In EZ-Touchbacks	5-0-0	6-0-0	SAFETIES	0	1
PUNTS: No.-Avg.	5-41.0	6-44.3	FINAL SCORE	25	33
Had Blocked	0	0	TIME OF POSSESSION	35:08	24:52



**Khai
HARLEY**
DIRECTOR OF FOOTBALL
ADMINISTRATION

A newly-hired executive, Khai Harley enters his first season with the Saints as Director of Football Administration and eighth in the NFL. Harley's primary focus will be the salary cap, and by working in conjunction with the player personnel department, his efforts to make player acquisitions fit within the structure of the cap will be an integral part of the Saints' success.

Harley has a deep background in NFL salary cap administration, Collective Bargaining Agreement (CBA) regulations, and the research of player contracts. He arrives in New Orleans after serving for the last five years as the Manager of Labor Operations with the NFL Management Council. He was responsible for ensuring personnel transactions and player contracts submitted by each team complied with the CBA and the NFL's Constitution & Bylaws while also providing advice to club officials during contract negotiations.


With the Saints, Harley will research contracts and cap statistics from not only the club but from around the league. It is similar to the daily and yearly reconciliation he did for all 32 clubs, where he calculated cap figures for each team, made adjustments for the following year and analyzed statistical trends related to player signings.

In New Orleans, Harley's duties will also include coordinating different areas of the football operations, contract negotiations, and being involved in the administrative functions of running the club.

He has also been a member of the NFL's Diversity Council since 2005, which is designed to promote diversity throughout the NFL's administrative offices, recommend diversity initiatives and implement/oversee approved programs. He started in the League Office in 2002 as a Player Personnel Analyst, working to ensure each team's compliance with the salary cap, analyzing player contracts and researching the eligibility of college players.

Harley served as an administrative intern with the Philadelphia Eagles from 2001-02 - gathering data used to determine whether players earned performance-based incentives while also handling other administrative duties - and earlier in 2001 served as football operations intern for the Indianapolis Colts.

Prior to entering the NFL, Harley was a financial analyst with Bloomberg, L.P. from 1995-2000, analyzing domestic and international bond markets, studying trends in European markets for clients, training employees and international staff



FOOTBALLOPERATIONS

and ensuring debt issuance within Emerging, Latin American, and U.S. Private Placement Markets were in compliance with corporate and SEC guidelines.

Harley graduated with a degree in Accounting from Rutgers University in 1998, twice receiving the National Association of Black Accountants Scholarship Award. He earned a master's degree in Sports Management from Springfield College in 2001.

Harley and his wife, Vicky - who both grew up in Somerville, N.J. - have two daughters, Na'imah and Samiyah.



James
NAGAOKA
DIRECTOR OF OPERATIONS

Entering his ninth season with the Saints, Director of Operations James Nagaoka oversees all aspects of the logistics and day-to-day needs of the football team. He was promoted to his current position in 2003.

Included in his many responsibilities is managing the Saints' training camp operations at Millsaps College in Jackson, Miss. Nagaoka arrived in New Orleans in 2000 and served as director of team logistics/box office manager for three seasons.

In 2002, Nagaoka coordinated the construction of the indoor practice facility, locker room, weight room and cafeteria at the Saints complex.

Nagaoka joined the Saints after working for the Seattle Seahawks for 22 years, holding a wide spectrum of responsibilities during his tenure. Included in his duties were entertainment, travel coordination, special projects and ticket sales. As ticket director, he managed both sales and operations for 15-consecutive sold-out seasons.

A graduate of the University of Washington, Nagaoka has degrees in communications and Japanese literature.

FOOTBALLOPERATIONS



DEBBIE
CALLAGHER
Executive Assistant
to the General
Manager



GEOFF
SANTINI
Director of Security

FOOTBALLOPERATIONS



Ryan
PACE
DIRECTOR OF PRO SCOUTING

Responsible for managing the entire pro personnel department on a daily basis, Director of Pro Scouting Ryan Pace enters his seventh season in the Saints' player personnel department and eighth year with the club.

In addition to managing the staff of pro scouts, Pace's responsibilities include recommending player acquisitions by scouting current and future NFL free agents, monitoring the waiver wire and evaluating players from other professional leagues. Another ongoing effort is researching possible trade opportunities for the Saints.

A key responsibility for Pace is supervising the advance scouting of upcoming opponents - including their personnel, tendencies and schemes. The pro personnel dept. also evaluates current Saints players.

Pace took on his increased duties after being promoted to his current position in 2007. He served as one of the club's pro scouts from 2004-06, with his efforts including evaluating veteran free agents, scouting upcoming opponents and evaluating college players in preparation for the NFL Draft.

Pace had served as a scouting assistant for two years starting in 2002. His well-rounded experiences included evaluating players from around the league as well as prospects from NFL Europe, the Arena Football League and the CFL. He also tracked player movement, scouted college players and assisted in the preparation of the draft room.

Pace joined the Saints in 2001, assisting in the coordination of all operations on game days, training camp and with the Louisiana Superdome. Married (Stephanie), Pace was a four-year letterman at defensive end at Eastern Illinois (1995-99) - serving as team captain in 1999 - and graduated with a degree in marketing.

PLAYERPERSONNEL



DANNY
CALLAHAN
TV/Applications
Development
Manager



MIKE
HENSHAW
Scouting Assistant



JOSEPH
LAINE
Player Personnel
Assistant



JASON
MITCHELL
College Scouting
Coordinator



Rick
REIPRISH
DIRECTOR OF COLLEGE SCOUTING

Rick Reiprish has been a key addition to the Saints' player personnel department since joining the club in 2004, bringing nearly three decades experience of evaluating prospects around the country and searching for talented players.

As the club's director of college scouting, his responsibilities include coordinating the efforts of the team's area scouts, helping to build a consensus entering the draft and grading and scouting college players throughout the year. Reiprish's insight has been an integral part of the Saints' success in the NFL Draft since his arrival.

New Orleans has picked up a steady stream of top contributors since 2004, including future Pro Bowlers DE Will Smith and T Jammal Brown as well as RB Reggie Bush and S Roman Harper. The draft has also brought late-round finds such as FB Mike Karney, G Jahri Evans and WR Marques Colston, and the college scouts have made a savvy discoveries in undrafted free agents such as P Steve Weatherford and RB Pierre Thomas.

Reiprish joined the Saints following an eight-year stint (1994-2002) with Jacksonville as director of player personnel, where he was an architect of the Jaguars' rapid ascension to the top of the AFC. He was responsible for each of the club's drafts since its inaugural effort in 1995, selecting such stalwarts as T Tony Boselli, DE Tony Brackens, RB Fred Taylor, S Donovan Darius and CB Fernando Bryant. Of the team's seven first-round picks from 1995 to 1999, each became a starter, more than any other NFL team in that span.

Originally hired as the Jaguars' Director of College Scouting in 1994, Reiprish was promoted to director of player personnel in 1998. He was responsible for the pro and college scouting departments, including directing the scouting of college players and the draft as well as the evaluation of veteran free agents.

Reiprish joined the Jaguars after working for the Seattle Seahawks for 10 years (1984-94), first as an area scout before being promoted to Eastern Scout Supervisor in 1989. He began his NFL career as a southeast scout with BLESTO from 1979-82. For the previous three years, he was a personnel scout for the Kansas City Chiefs.

Reiprish coached wide receivers and running backs at Austin Peay State University (1973-76) before going to East Tennessee State in 1977, where he coached quarterbacks and running backs. In 1978, he was offensive line coach at North Alabama.

A native of Shamokin, Pa., Reiprish graduated from Villanova in 1972 and earned a master's degree in education-administration and supervision from Austin Peay in 1974. He has a son, Andrew.



Terry
FONTENOT
PRO SCOUT

Terry Fontenot enters his fifth season in the player personnel department and third as a pro scout. His responsibilities include evaluating and rating current professional players and preparing the club for acquisitions through free agency or the waiver wire. He also assist in the club's yearly draft preparations and the advance scouting of upcoming opponents.

Promoted to his current position in 2006, Fontenot enters his sixth season with the Saints. Since 2004, Fontenot has held multiple positions in the scouting department, including as a pro scouting assistant - where he helped evaluate free agents, track player movement, studied film and aided in the planning for the NFL Draft - and as an assistant in player personnel.

Fontenot joined the Saints in 2003, working in community relations and marketing. A native of Lake Charles, La., he had a standout prep career and was an all-state defensive back at LaGrange High School.

Fontenot was a four-year letterman at safety for Tulane from 1999-2002. He served as a captain of the Green Wave in 2001 and was a member of the 2002 Hawaii Bowl Champion team. He graduated with a degree in business and organizational information technology.

Fontenot and his wife, Tanya, reside in St. Rose, La.



Ryan
POWELL
PRO SCOUT

With responsibilities that include evaluating free agents from the NFL and other professional leagues, monitoring the waiver wire and advance scouting of opponents, Ryan Powell enters his second season as a pro scout and fourth season with the Saints.


Powell, who also assists in the club's yearly draft preparations, spent his first two

years in New Orleans as the team's combine scout. In that position, Powell evaluated college players for both the Saints as well as the National Football Scouting Combine.

Previously, Powell served as a Saints training camp intern in 2004. He also worked on the coaching staff at Linfield College, as an assistant on the team that won the 2004 NCAA Division III National Championship. Powell also worked for the Seattle Seahawks for three summers (1998-2000) as a training camp assistant.

A native of Bend, Ore., Powell graduated in Political Science and History from Linfield in 2002. He had a standout prep career at Mountain View High School, where he earned all-state honors before playing linebacker at Linfield.

Powell and his wife, Miranda, have a daughter, Nahia.



David
HINSON
AREA SCOUT

Entering his fourth season with New Orleans as an area scout, David Hinson is responsible for evaluating the players at the schools located in the northeast region of the United States. He joined the Saints after three years with the Buffalo Bills, where he had been the club's scout for the BLESTO scouting service from 2002-04.

Hinson was promoted by the Bills after a stint in Buffalo's player personnel department, serving as an assistant after joining the club as an intern.

A native of Jamestown, N.Y., Hinson graduated in Business Management from the University at Buffalo in 1999, where he played tailback. He also had a standout prep career at Jamestown HS, where he earned all-state honors and was selected as the New York Player of the Year in 1994.

Hinson lives in northern Virginia with his wife, Lindsey.



Dwaune
JONES
AREA SCOUT

Dwaune Jones, who has a background that includes stints as a professional player, coach and scout, enters his fourth season with the Saints as an area scout. His responsibilities are evaluating the players from the colleges located in the Midwest region of the United States.

A former wide receiver in the NFL and NFL Europe, his prior experience also includes coaching wide receivers for the NFL Cologne Centurions in 2004 and serving as a training camp scouting intern for the Seattle Seahawks that season and in 2005.

Jones was allocated to NFL Europe by Seattle in 2001 and caught 33 passes for 577 yards and five touchdowns for Berlin Thunder. In their World Bowl IX victory over the Barcelona Dragons, Jones caught six passes for 161 yards and a pair of TDs, including a game-winning 53-yard strike with 4:08 remaining.

Jones also has NFL playing experience with the Cleveland Browns and Houston Texans and served as a training camp intern coach in the NFL Europe League in 2003. During his college career at Richmond University, Jones was a three-year starter who hauled in 146 receptions for 1,994 yards and departed ranked sixth in school history with 15 touchdowns. Jones was also a sprinter on the Richmond track team.



Josh
LUCAS
AREA SCOUT

Entering his second season as an area scout and fourth as a member of the Saints' player personnel department, Josh Lucas is responsible for evaluating players from the schools located in the southwest region of the United States.

Previously, he had spent two seasons as a scouting assistant, where he evaluated free agents, tracked player movement and assisted in the preparations for the NFL Draft.

Lucas joined the Saints after working for the Jacksonville Jaguars from 2002-04. In his final two years with the club, he was a marketing analyst working on the

FOOTBALLOPERATIONS

“Jacksonville 39” project, a marketing initiative that raised funds to finance capital improvements to ALLTEL Stadium. Those renovations were completed prior to the city hosting Super Bowl XXXIX.

In 2002 he was an intern for Jacksonville in Football Operations, and worked in the player personnel department during the club's 2004 training camp.

Lucas, who is from North Canton, Ohio, graduated Cum Laude from Harvard University, where he played safety from 1997-98 before a series of shoulder injuries ended his career.



Jim
MONOS
AREA SCOUT

Entering his fourth season as an area scout, Jim Monos is responsible for evaluating the players from the colleges located in the southeast region of the country. He joined the Saints in 2005.

Prior to arriving in New Orleans, Monos worked for the Philadelphia Eagles from 2001-04 as an area scout, covering the northeast area of the country. In 2000, he was an intern for Philadelphia, serving a dual role in player personnel and media relations.

A native of Palmyra, Pa., Monos was the starting quarterback for Lebanon Valley College in 1995 before transferring to Bloomsburg University, where he graduated with a degree in journalism.

His father, Jim, has been the head coach at Lebanon Valley College since 2005. Previously, he was the offensive coordinator at Bloomsburg, where he tutored G Jahri Evans, a fourth-round draft pick of the Saints in 2006 (108th overall) and a unanimous NFL All-Rookie selection.

Monos is single and resides in Charleston, S.C.

FOOTBALLOPERATIONS



Terry
WOODEN
AREA SCOUT

Terry Wooden, bringing the experience and perspective of nine years as an NFL player and the last five as a scout, enters his second year with the Saints as an area scout.


His responsibilities include evaluating the prospects from the colleges located in the western United States.

Wooden joined the Saints in 2007 after serving as a college scout for the Buffalo Bills from 2003-2006.

Wooden was selected in the second round (29th overall) by Seattle in the 1990 NFL Draft and played for the Seahawks through 1996 before stints with the Kansas City Chiefs (1997) and the Oakland Raiders (1998). While with the Seahawks he was voted the 1992 Ed Block Courage Award winner, presented to the player who best exemplifies the principles of courage and sportsmanship.

At Syracuse, Wooden was a four-year starter and selected to the All-East Coast Athletic Conference first-team three times. He graduated in 1990 with a degree in sociology. After his career, Wooden was voted to the Syracuse All-Century Team.

He and his wife, Cindy, have two daughters, Tea and Maya, and a son, Brock. Terry's brother, JoJo Wooden, is the Assistant Director of Player Personnel for the New York Jets.



Mike
SIANI
COMBINE SCOUT

Mike Siani enters his second season as the club's combine scout for the Saints and the National Football Scouting Combine. The Saints are part of the scouting

service, and Siani's reports on college prospects are shared with other clubs that are members.

Siani joined the Saints in 2007 after serving as the head coach/general manager of the Fayetteville (N.C.) Guard of the National Indoor Football League from 2005-06. He also served in similar capacities in the NIFL with the Atlantic City CardSharks and the Myrtle Beach Stingrays.

FOOTBALLOPERATIONS

He was a No. 1 pick of the Oakland Raiders in 1972, where Siani was an All-Rookie selection. He played for the Raiders for seven seasons – including in 1977, when Oakland defeated Minnesota in Super Bowl XI. Siani retired in 1981 after three seasons with the Baltimore Colts. His career totals included 158 receptions for 2,618 yards and 17 TDs.

Siani was a standout in football and baseball at Villanova, setting several school records in receiving and scoring. He was also drafted by the New York Yankees, Los Angeles Dodgers and the Texas Rangers.



Fred McAFEE DIRECTOR OF PLAYER DEVELOPMENT

Entering his second year as Director of Player Development, Fred McAfee has a wide-range of responsibilities, all centered around improving the quality of life for the players and their families, as well as helping players invest in their futures.

A longtime standout as a Saints' player who retired following the 2006 season after 16 NFL seasons, McAfee provides assistance to the veteran players and rookies by organizing continuing college education opportunities, internships, life skills training seminars, financial education classes and family assistance. He also serves as a channel for players in their dealings with coaches and management.

The transition to the front office has been smooth for McAfee, who was known as a positive influence in the locker room during his time in the NFL. He played in 194 games in his career, including 122 with New Orleans. Drafted by the Saints in the sixth round of the 1991 NFL Draft, he is the only player in team history to have been on the roster for all three of the club's division championships (1991, 2000, 2006.)

McAfee first played for the Saints from 1991-1993, leading New Orleans in rushing as a rookie with a career-high 494 yards. After a seven-game stint with the Arizona Cardinals in 1994, he was signed by Pittsburgh later that season. He stayed with the Steelers until 1998, and served as their special teams captain for three years.

McAfee rejoined the Saints in 2000 and was voted to the Pro Bowl in 2003. His final game in New Orleans was the 2006 finale vs. Carolina, and one of the final carries of McAfee's career was a six-yard burst for a touchdown in the third quarter.

He attended Mississippi College and graduated with a degree in Mass Communications. In 2007, he completed the NFL Managers Program at Stanford University's Executive Education Graduate School of Business.

A native of Philadelphia, Miss., he has a daughter, Jaela, and a son, Frederick.

FOOTBALLOPERATIONS



Greg BENSEL VICE PRESIDENT OF COMMUNICATIONS

Entering his 12th season with the Saints, Vice President of Communications Greg Bense is the club's official spokesman and also serves as the chief liaison between the organization and the local, regional and national media. While directing his staff, Bense's responsibilities include overseeing all of the club's internal and external communications and publications.

His duties include working closely with the NFL's network media partners, setting up all credentialing of media and staff for home and away games, planning long-range communications initiatives and overseeing the club's official website.

Bense was promoted to his current position in 2006 after serving for nine seasons as the club's director of media & public relations.

Prior to joining the Saints, Bense was director of media relations for the Super Bowl XXXI Host Committee and the Greater New Orleans Sports Foundation. He has worked on the NFL public relations staffs for Super Bowl XXXII, XXXIII and XXXVI. Bense has also served on the media committee for the NCAA Men's Final Four, the SEC Men's Basketball Tournament and the NOKIA Sugar Bowl.

A New Orleans native who graduated from Jesuit High School and Tulane, Bense started his professional career as a media relations administrator for the Professional Golfers Association in Palm Beach Gardens, Fla. He served on the public relations staff for the 1991 PGA Championship, the 1991 Senior PGA Championship and the 1991 Ryder Cup.

Bense and his wife, Jane, reside in New Orleans and have a daughter, Kate, and a son, Nelson.

MEDIA & PUBLIC RELATIONS STAFF / PHOTOGRAPHY



MICHAEL C. HEBERT
Director of
Photography



DAVE LAWRENCE
Communications
Assistant



JUSTIN MACIONE
Media & Public
Relations Manager



DOUG MILLER
Senior Director of
New Media



RICKY ZELLER
Director of
Communications



Dave
DESPOSITO
VIDEO DIRECTOR

With responsibilities that include overseeing the filming of all games and practices and editing the video on a daily basis for the coaches, scouts and front office personnel to evaluate, video director Dave Desposito enters his seventh season with the Saints.

It's time-consuming work that involves late nights and tight deadlines, and the game film that Desposito and his staff generates – as well as that of every NFL team – is also shipped to future opponents.

Desposito breaks down the opponent's weekly game video and keeps a detailed archive for the coaching staff. Since his arrival, the Saints have also installed a state-of-the-art, digital editing system networked throughout the building via computer.

Desposito came to New Orleans after serving as assistant video director from 1998-2001 for the Jacksonville Jaguars. He worked from 1993-97 for the New York Giants as an intern, coach's show assistant and video assistant.

A native of Little Ferry, N.J., Desposito graduated from William Paterson University with a degree in communications. He and his wife, Christine, have a daughter, Abigail, and a son, Tyler.

VIDEOSTAFF



NATE
FEDER
Video Assistant



JEFF
JACOBS
Assistant Video Director



MARCUS
UNGARO
Video Assistant



Scottie B.
PATTON
HEAD ATHLETIC TRAINER

Entering his 17th season in the NFL and ninth year with the Saints, head athletic trainer Scottie Patton coordinates the medical care and injury rehabilitation for the team. He arrived in New Orleans in 2000, and since has set the athletic training policies for the club and has served as the leader of the club's athletic training staff.

The Saints' athletic training department has earned a number of awards under Patton's direction. In 2006, they were honored as the Athletic Training Staff of the Year by both the Professional Football Athletic Trainers Society and the National Football League Physician's Society. Patton and his staff were honored as the 2007 Athletic Training Staff of the Year by the Southeastern Athletic Trainers Association.

Only the third head athletic trainer in club history, Patton served as an assistant athletic trainer with the Philadelphia Eagles from 1996-99 and an assistant athletic trainer for San Francisco for the previous five years. With the 49ers, Patton was on the staff of the Super Bowl XXIX Champions. He has also served three times as an athletic trainer for the NFC squad at the Pro Bowl, including in 2007 with the Saints.


Patton earned a bachelor's degree in Sports Medicine/Exercise Science from Appalachian State University in 1990. After enrolling in graduate school at the University of South Carolina, Patton completed his master's in Sports Medicine at San Jose State in 1996. A certified athletic trainer, he is a member of the National Athletic Trainers Association (NATA) and the Professional Football Athletic Trainers Society.

Patton began his career as a graduate assistant athletic trainer at South Carolina (1990-91), as a student athletic trainer at Appalachian State (1986-90) and a summer training camp and assistant athletic trainer with the 49ers in 1988-89.

During his final two years with the Eagles, Patton created the Football/Athletic Training Clinic, a non-profit venture in the offseason that provided instruction in athletic training and football skills in his hometown of Gastonia, N.C.

Patton is married (Yvette), and has two children: Cameron (17) and Alexis (12).

FOOTBALLOPERATIONS




**Duane
BROOKS**
ASSISTANT ATHLETIC TRAINER

Responsible for treating and rehabilitating players throughout the year, assistant athletic trainer Duane Brooks enters his seventh season with the Saints. Brooks, who has nearly two decades experience in his field, is also responsible for two tracking systems that monitor a player's progress from injuries for both the club and the NFL.

After spending six seasons with Florida State in a similar capacity, Brooks joined the Saints in 2002. His contributions since have helped the training staff earn several awards, including the 2007 Southeastern Athletic Trainers' Association (SEATA) Professional Athletic Trainers Award and both the Professional Football Athletic Training Society Staff of the Year and Fain Cain Memorial Award in 2006.

While at Florida State, Brooks was the assistant football athletic trainer and head athletic trainer for the baseball team. He traveled to the College World Series three times and participated in four national football championship games. Brooks completed summer internships with the Tampa Bay Buccaneers in 1992, 1993 and 1996.

A member of both the National Athletic Trainers Association and the Louisiana Athletic Trainers Association, Brooks has an undergraduate degree from Florida A&M and earned his graduate degree in athletic administration at Florida State. He and his wife, Natasha, have a son, Rashaad.



**Kevin
MANGUM**
ASSISTANT ATHLETIC TRAINER

Entering his 28th season with the Saints, assistant athletic trainer Kevin Mangum treats and rehabilitates injured players on a daily basis. Mangum, among the club's longest-tenured employees, works in conjunction with the other members of the training staff to maintain and ensure the overall health and welfare of the team.

A native of Tylertown, Miss., Mangum has collected a lengthy list of honors since joining the Saints, including recently being inducted into the Louisiana Athletic Trainers Association Hall of Fame. His contributions have helped the athletic training staff earn several awards, including the 2007 Southeastern

FOOTBALLOPERATIONS

Athletic Trainers' Association (SEATA) Professional Athletic Trainers Award and both the Professional Football Athletic Training Society Staff of the Year and Fain Cain Memorial Award in 2006.

Mangum received the Southeast Athletic Trainers Association's 1991 Backbone Award, which recognizes the region's outstanding assistant athletic trainer, and was part of the NFL Athletic Training Staff of the Year in 1986.

Mangum was a student athletic trainer for two years at Southwest Mississippi Junior College and two more at the University of Southern Mississippi before joining the Saints in 1981. He received a bachelor's degree in athletic administration with a specialization in athletic training from USM in 1981, and an advanced degree in physical education from the University of New Orleans in 1988. Mangum was inducted into the Southwest Mississippi Junior College Sports Hall of Fame in 1995.

He and his wife, Susie, have five children - Katie, Megan, Scott, Kevin Paul and Mark. Katie is married, a physical therapist and has two children (Emma and Jude Moore). Mangum's daughter Megan was married before training camp.

MEDICALSTAFF



**Dr. JOHN
AMOSS**
Team Physician



**Dr. TIM
FINNEY**
Team Orthopedist



**Dr. DERYK
JONES**
Team Orthopedist



**ERIC
RICHARDSON**
Athletic Training
Assistant



**Dan
SIMMONS**
HEAD EQUIPMENT MANAGER

As the Saints' equipment manager, Dan Simmons is responsible for the myriad of details that go into filling the team's daily needs, including the purchase, upkeep and repair of all equipment and uniforms for the players and coaches, the transportation of that equipment for every road trip and the daily practice field arrangement.

Simmons is also the club's longest-tenured employee and now in his fourth

FOOTBALLOPERATIONS

decade with the Saints. Known to all at the team's training facility as "Chief," he was honored by the organization for his 30th season with the club in 2002, becoming only the second employee to reach the milestone since the team's founding in 1967. He was hired for his current position April 1, 1973.


Following the 2005 season, Simmons and his staff were selected in a vote by their peers for the Whitey Zimmerman Memorial Award, the most prestigious award in the profession and annually given to the NFL equipment staff that exceeds the usual demands of the position with excellent service and by responding to adversity. Simmons and his staff were also the first recipient of the award in 1994.

In 2005, the equipment staff overcame extraordinary challenges in the forced evacuation from New Orleans because of Hurricane Katrina. After departing New Orleans, the club's base of operation moved three times, including a last stop at a high school baseball stadium. The equipment staff made those moves nearly seamless for the team, and with four home games in Baton Rouge, nearly every contest demanded the packing and preparation of a road game from an equipment standpoint.

Dedication to an NFL team runs in his blood. His father, Bill, started the tradition by holding a similar post with the St. Louis Cardinals for 22 years. Dan joined the Saints after working with his father.

A graduate of Meramec College in St. Louis, Simmons served for four years in the Navy, including a stint in Vietnam. He and his wife, Elaine, have three grown children – Tracy, Tony and Amy – along with four grandchildren.

EQUIPMENTSTAFF



GLENNON POWELL
Assistant Equipment Manager




JOHN BAUMGARTNER
Assistant Equipment Manager



SHAUN ALFRED
Equipment Assistant



COREY GAUDET
Equipment Assistant





Dennis **LAUSCHA** SENIOR VICE PRESIDENT/ CHIEF FINANCIAL OFFICER

With a myriad of duties that includes supervising all financial functions of the organization, maintaining a lead role in negotiations with government officials and overseeing several administrative and operations departments, Senior Vice President Dennis Lauscha enters his 11th season with the Saints.

Lauscha, who joined the Saints in 1998, has been a vice president on the club's executive staff since 2003 and was promoted with the additional title of senior vice president in 2006.

Keeping the club's finances in order is a time-consuming responsibility, but Lauscha's duties are not limited to accounting. He supervises the human resources, information technology and facilities & grounds departments, and he is the club's principal liaison with all vendors that service the Saints.

In addition, Lauscha works with government officials on the team's negotiations with the state, underscoring the Saints' commitment to the region. He was also a key part of the negotiating team in Saints owner Tom Benson's recent purchase of New Orleans FOX affiliate WVUE-TV, and Lauscha will take an active role in the management of the station.

During his tenure with the club, he was also instrumental in the expansion of the team's state-of-the-art training facility to include a new weight room, indoor field and cafeteria and in recent years has also overseen the revamping of the employee benefits program.

Lauscha is involved with numerous league-wide initiatives, including an NFL working committee for league financial reporting and a working committee for disaster preparedness. He has also completed the NFL Managers Program at Stanford University's Executive Education Graduate School of Business.

Lauscha serves as president of the Preservation Resource Center and is president of the regional chapter of the Boy Scouts of America. He also serves on the visiting committee of the Loyola University School of Business.

The professional and charitable work of the New Orleans native was recognized by New Orleans CityBusiness when he was selected as one of the 40 Most Influential Members of the Community. The honor is bestowed on those who are laying the groundwork for a better city.

After graduating from Jesuit High School, Lauscha graduated from the University of Alabama with a degree in business. He has also received a Masters of Business Administration from Loyola University in New Orleans and is a licensed Certified Public Accountant. Prior to joining the Saints, Lauscha worked as the club's auditor for four years while working for a national accounting firm.

Lauscha and his wife Jennifer, have a son, Dennis Patrick, Jr., and a daughter, Evelyn Anne.



ADMINISTRATION



Ben HALES

**VICE PRESIDENT OF MARKETING
AND BUSINESS DEVELOPMENT**

With a wide-range of responsibilities that includes overseeing the majority of the club's marketing initiatives, Ben Hales enters his ninth season with the Saints and third since being promoted to Vice President of Marketing and Business Development.

On a daily basis, Hales directs the Saints' marketing, sponsorship efforts and sales staff. He is also intricately involved in the club's critical planning of short-term and long-range marketing efforts. Hales' duties also entails stadium operations at the Louisiana Superdome, corporate sponsorships, broadcasting partnerships, promotions, advertising, special events and youth programs.

Hales has helped create and implement a variety of innovative opportunities for local and national partners to build relationships with the club, including the development of Patron Saints Partners, a premium sponsorship program. Under his direction the club has also added a sponsorship and fulfillment department to ensure corporate partners receive the highest level of service.

The Saints have also significantly increased the number and variety of television and radio programs in the last few years after Hales assumed the role of the club's primary programming negotiator. In addition to a pair of weekly in-season television programs, the Saints now produce numerous specials that have aired on three different local television stations throughout each season.

In 2006, the Saints achieved the first season ticket sellout in team history, a feat the team has equaled prior to the last two seasons. The club was named the 2006 Marketer of the Year by the American Marketing Association's New Orleans regional chapter and also received the 2007 MAX Award for its 2006 "Winning Is An Attitude" advertising campaign.

Hales joined the Saints in 2000 as a corporate sales account executive. In 2001, he was promoted to corporate sales and broadcasting manager before becoming a director the following year and assuming the responsibilities of business and marketing operations.

Hales was recently selected by the Saints to attend the Stanford Business School's Executive Education NFL-Stanford Program for Managers, an educational program and honor known league-wide as an important training ground for promising executives.

Prior to joining the Saints, Hales worked in television advertising in the New Orleans market. In addition to his community efforts on behalf of the team, Hales is on the Board of Trustees of the Leukemia and Lymphoma Society of Louisiana and a member of the People's Health Champions Selection Committee.

ADMINISTRATION

A native of New Orleans and a longtime Saints terrace and plaza level season ticket holder before joining the club, Hales earned a degree in English from the University of Mississippi in 1996. Hales, his wife, Kendall, and daughters Madison and Caroline live in New Orleans.



Vicky NEUMEYER

**VICE PRESIDENT/
GENERAL COUNSEL**

Promoted to vice president/general counsel in 2006, Vicky Neumeyer provides legal consultation and services to the club's executive staff. Her responsibilities include drafting key documents – including leases, sponsorship agreements and broadcast contracts – identifying and analyzing legal issues, presenting comprehensive recommendations and assuring compliance in all of the club's business endeavors.

After accumulating over 10 years of experience in her field, Neumeyer joined the Saints in 2000 and was promoted to general counsel in 2001. A member of the Louisiana and federal bars, she previously spent over five years as an in-house corporate litigation attorney for Exxon, served as a judicial clerk the Supreme Court of Louisiana and was in private practice as a consultant to major corporate clients and law firms.

Neumeyer also has extensive experience in Sports Law, including antitrust, labor and organizational matters. She also has a comprehensive background in CAD engineering software development firm drafting, negotiating contracts worldwide, copyrighting and in handling business issues.

In 2004, Neumeyer was selected by the Saints to attend the Stanford Business School's Executive Education NFL-Stanford Program for Managers, an educational program and honor known league-wide as an important training ground for promising executives. She has also been invited to speak at several venues, including Harvard Law School, The Sports Lawyer's Association, American Bar Association programs, Tulane Law School and Loyola Law School.

After completing her undergraduate work Summa Cum Laude at the University of Wisconsin, Neumeyer earned a Master of Science Degree in Audiology at the school. She graduated with honors from Loyola Law School in 1989 and attained a Master of Law with Distinction with a dual emphasis in Intellectual Property Law and Sports Law in 1998.

Twice selected in competition for a staff position on the Sports Lawyers Journal, Neumeyer is married (Jeff) and has a daughter, Mary Rose.

ADMINISTRATION



Michael **STANFIELD**

**VICE PRESIDENT OF
TICKET AND SUITE SALES**

Vice President of Ticket & Suite Sales Michael Stanfield – the Saints' top executive overseeing the club's sales of season and group tickets, suites and merchandise – enters

his ninth season with the Saints and 21st year in professional sports. The organization has reached several ticket-sales milestones under his direction, including selling out on a season-ticket basis for the first time in club history each of the last three years and in 2007 selling out all of the Superdome's luxury suites for the first time.

In his current position, Stanfield supervises the box office and ticket sales personnel, directs the sales of all tickets, is responsible for the lease of suites in the Louisiana Superdome and is in charge of customer service and the sales of team merchandise.

By instituting an innovative season-ticket marketing program prior to 2006 that reached fans on all economic levels to both retain existing accounts and cultivate new ones, for the first time in team history the Saints sold every seat in the Superdome as season tickets. The club achieved the feat again entering last season and for 2008.

Stanfield earned his current title after serving as director of ticket sales and operation services from 2000-05. The accomplishments of the ticket & suite sales dept were many under Stanfield's direction in his initial six years with the Saints, as the Saints posted a 36-straight game sellout streak and reached the former club-record of 53,000 season-ticket holders in 2003.

He also instituted a direct mail and e-mail database used to generate ticket sales, corporate sponsorships and merchandise sales as well as initiated other creative promotional campaigns. Under Stanfield's direction, the New Orleans VooDoo of the Arena Football League also eclipsed 13,000 season tickets and sold out the 2007 Arena Bowl.

In 2007, Stanfield completed the Stanford Business School's Executive Education NFL-Stanford Program for Managers, an educational program and honor known league-wide as an important training ground for promising executives. He is also a sports industry public speaker, having given presentations at many national events, and is on the Steering Committee of the National Sports Forum.

In prior work experience, he was Director of Ticket Sales for the Detroit Tigers from 1998-99, with the Major League Baseball club achieving an all-time record for ticket revenue over a two-year span.

Stanfield previously served as the Director of Ticket Sales for the Detroit Vipers in 1997, supervising sales and marketing for the International Hockey League club. That season, the Vipers led the IHL in attendance, averaging over 18,000 per game.

ADMINISTRATION

His stint with the Tigers was Stanfield's second in Major League Baseball, as he was a member of the ticket sales staff for the Florida Marlins in 1993, the club's inaugural season.

A graduate of St. Leo University (Fla.), Stanfield and his wife, Stacey, have a daughter, Olivia Grace.

BUSINESS OFFICE STAFF



**JOHN
BERFECT**
Mail Clerk



**LINDA
BOURGOIS**
Staff
Accountant



**MARGARET
LEWIS**
Staff Accountant/
Asst. Comptroller



**LAURA
RUSSETT**
Human
Resources
Coordinator



**CHARLEEN
SHARPE**
Comptroller

FACILITIES STAFF



**TERRY
ASHBURN**
Facilities
Manager



**LESTER
VALLET JR.**
Assistant
Facilities
Manager



**WADE
VICKNAIR**
Grounds
Superintendent

INFORMATION TECHNOLOGY STAFF



**JODY
BARBIER**
IS/Applications
Support
Manager



**JEFF
HUFFMAN**
IT Network
Manager



**CHAD
VINCENT**
New Media
Developer

ADMINISTRATION



ALBERTHA ARMSTRONG
Customer Service Representative



MARCUS BOYLE
Director of Special Events and Business Initiatives



ELICIA BROUSSARD
Assistant Director of Community Affairs



CHARLENE BROWN
Receptionist



TRAVIS BURKETT
Ticket Sales Manager



JOE CHAVIS
Customer Service Representative



TYLER COCEK
Accounting Intern



JUSTIN COPPOLA
Ticket Sales Account Executive



CHRIS CORDARO
Corporate Sales Executive



JEAN-PAUL DARDENNE
Director of Corporate Partnerships



KEIRA DURRETTE
Corporate Partnership Service Manager



BYRON ELLIS
New Orleans VooDoo Operations Supervisor



THOMAS HAN
Ticket Sales Account Executive



CINDY HART
Dir. of Suite Sales & Services and Special Events



DEREK HENDERSON
Corporate Sales Account Executive



STACEY HESS
Receptionist



DERRICK JAMES
Ticket Finance Coordinator



NICK KARL
Director of Community Affairs



ROBEY LOGAN
Ticket Sales Account Executive



R.J. MATA
Corporate Sales Account Executive

ADMINISTRATION



HEATHER METZINGER
Director of Entertainment



MARC MOUTON
Ticket Sales Account Executive



JAY ROMIG
Director of New Orleans VooDoo



ALLISON SHARFMAN
Manager of Suite Services



ANGEL SUHOR
Customer Service Representative



IAN TIGCHELAAR
Director of Business/Marketing Operations



JASON TROSCLAIR
Director of Youth Programs



PAUL ZIMMER
Ticket Sales Account Executive



NEW ORLEANS SAINTS COMMUNITY AFFAIRS

For the New Orleans Saints Community Affairs Department, every day is game day. Kickoffs come each morning, when the club and its players put in the tireless work to make a positive impact on the people of New Orleans and the Gulf South region. This dedication to the less fortunate and to charitable causes has been a defining trait of Tom Benson's tenure as Owner. From top management and moving through the team's coaches, players and staff, the organization makes a concerted effort to be a visible and accessible to members of the community, with a hands-on approach to charitable approach toward charitable outreach. But these efforts are sparked by more than the desire to be seen – the Saints are firmly focused on making a positive, lasting impact.

NEW ORLEANS SAINTS HURRICANE KATRINA RELIEF FUND

The region continues to rebound after the worst natural disaster in our nation's history, and the Saints have been on the leading edge of the recovery. The club has since raised over \$1 million in donations through the New Orleans Saints Hurricane Katrina Relief Fund, which was started by Mr. Benson and his family to aid those in need just days after the storm. The monies collected have been used to provide aid and assistance to the people of New Orleans, Louisiana and the Gulf Coast region affected by Hurricane Katrina. Recently, the entire team and coaching staff worked in conjunction with Rebuilding Together New Orleans, Inc. to complete the restoration of four homes in the Hollygrove neighborhood, an area hit particularly hard by the storm. The Volunteers of America selected Mr. Benson as the winner of the annual Good Samaritan Award in Philanthropy for 2008 in recognition of his efforts to help rebuild the region after Hurricane Katrina.

SPECIAL ATTENTION TO YOUTH & EDUCATION

The Saints organization understands that our children represent the community's hope for the future, and the Community Affairs Department has targeted youth programs and education as primary impact areas in giving back to New Orleans and the Gulf South region. Saints players visit New Orleans area schools each week during the regular season to stress the importance of education to students as part of the club's Domino's Pizza Literacy Program. The club also partners with youth-oriented charities such as the New Orleans Recreation Department, Big Brothers/Big Sisters, Boys & Girls Clubs, the New Orleans Police Department's "COPS for Kids" program, the Kenner Police Department, the

Fellowship Foundation, the United Way and the NFL YET Center. The Saints donated \$100,000 to renovate the YET Center following the Hurricane.


The Saints reach out to thousands of youngsters each year through programs like the Gatorade Junior Training Camp, Saints Experience and the Tackle Football Program. The club is highly involved with implementing the NFL's Junior Player Development and High School Player Development Programs in area schools, and supports all of the league's youth initiatives. Over the summer in 2008, the Saints teamed up with the United Way for Greater New Orleans to provide 15 youth football and life skills clinics, free of charge. The Saints also hosted the NFL High School Player Development 7-on-7 National Championships in July.

CARE & COMPASSION FOR THE ENTIRE COMMUNITY


While supporting youth and education is the club's chief focus in the community, the Saints haven't limited their resources. The club also works closely with the Council on Alcohol and Drug Abuse for Greater New Orleans, the American Red Cross in Southeast Louisiana, the Fore!Kids Foundation, and Bridge House. Each year, millions of dollars are placed back into the community by the Saints through the donation of cash, goods and services.

Encouraged by the Community Affairs Department, Saints players also provide hundreds of less fortunate families a holiday dinner with all the trimmings as part of the team's annual Thanksgiving benefit at Dryades YMCA. In addition, several Saints players take underprivileged children on holiday shopping sprees at their own expense.

Whether through financial support, in-kind donations, charitable appearances or just lending an oversized helping hand, the New Orleans Saints and its Community Affairs Department are there for the Greater New Orleans and Gulf South community, where every day is game day.



YOUTH PROGRAMS



NEW ORLEANS SAINTS YOUTH PROGRAMS


The New Orleans Saints Youth Programs Department maintains an active presence the community throughout the year, bringing NFL excitement to children who may not have the opportunity to experience Saints' football in person.

The Saints reach thousands of children through programs such as the Gatorade Junior Training Camp, the Saints Experience, the United Way Community Patrol and the High School 7 on 7 Tournament. The club is also highly involved with the NFL's Junior Player Development Program and supports all of the league's youth initiatives such as NFL Flag, High School Player Development, NFL Street, and NFL Coaching Clinics.

As part of the Youth Football Foundation's "Play it Smart" program, the Saints also place an "academic coach" in high schools to help football teams excel in academics and on the field.

The Youth Task Force meets monthly and addresses issues facing today's youth football programs. These efforts positively impact the growth and direction of football for youngsters in the community.

The Youth Programs Department is also influential in the recovery process, helping raise over \$60,000 through the NFL Player Matching Grant program. In conjunction with the NFL Youth Football Fund, the monies were contributed to youth football organizations throughout the region.



Scoring

	TD	PAT	FG	Total
1. Morten Andersen (1982-94)	0	412	302	1,318
2. John Carney (2001-06)	0	211	150	661
3. Doug Brien (1995-2000)	0	144	123	513
4. Dalton Hilliard (1986-93)	53	0	0	318
5. Joe Horn (2000-06)	50	3*	0	306
6. Deuce McAllister (2001-)	49	0	0	294
7. Eric Martin (1985-93)	48	0	0	288
8. Charlie Durkee (1967-68, 71-72)	0	87	52	243
9. Danny Abramowicz (1967-73)	37	0	0	222
10. Tony Galbreath (1976-80)	33	1	2	205

*- Two-point conversions

Touchdowns

1. Dalton Hilliard (1986-93)	53
2. Joe Horn (2000-06)	50
3. Deuce McAllister (2001-)	49
4. Eric Martin (1985-93)	48
5. Danny Abramowicz (1967-73)	37
6. Tony Galbreath (1976-80)	33
7. Wayne Wilson (1979-86)	30
8. Chuck Muncie (1976-80)	29
9. Henry Childs (1974-80)	28
10. Quinn Early (1991-95)	25

Rushing Yards

	Att.	Yards	Avg.	Long	TD
1. Deuce McAllister (2001-)	1,322	5,678	4.3	76t	44
2. George Rogers (1981-84)	995	4,267	4.3	79t	23
3. Dalton Hilliard (1986-93)	1,126	4,164	3.7	65t	39
4. Rueben Mayes (1986-88, 90)	837	3,408	4.1	50	23
5. Chuck Muncie (1976-80)	788	3,393	4.3	69t	28
6. Ricky Williams (1999-2001)	814	3,129	3.8	46	16
7. Tony Galbreath (1976-80)	760	2,865	3.8	74t	27
8. Mario Bates (1994-97)	678	2,554	3.8	74t	21
9. Wayne Wilson (1979-86)	658	2,462	3.7	41t	16
10. Archie Manning (1971-75, 77-82)	357	2,058	5.8	27	18

Passing Yards

	Yards	Att.	Comp.	Pct.	TD	Int.
1. Archie Manning (1971-75, 77-82)	21,734	3,335	1,849	55.4	115	156
2. Aaron Brooks (2000-05)	19,156	2,771	1,563	56.4	120	84
3. Bobby Hebert (1985-89, 91-92)	14,630	2,055	1,202	58.5	85	75
4. Jim Everett (1994-96)	10,622	1,571	958	61.0	60	48
5. Drew Brees (2006-)	8,841	1,206	796	66.0	54	29
6. Billy Kilmer (1967-70)	7,490	1,116	592	53.0	47	62
7. Dave Wilson (1981, 83-88)	6,987	1,039	551	53.0	36	55
8. Steve Walsh (1990-93)	3,879	620	336	54.2	25	22
9. Ken Stabler (1982-84)	3,670	570	326	57.2	17	33
10. Billy Joe Tolliver (1998-2000)	3,343	467	249	53.3	15	20

Passing Touchdowns

	TD	Att.	Comp.	Yards	Pct.	Int.
1. Aaron Brooks (2000-05)	120	2,771	1,563	19,156	56.4	84
2. Archie Manning (1971-75, 77-82)	115	3,335	1,849	21,734	55.4	156
3. Bobby Hebert (1985-89, 91-92)	85	2,055	1,202	14,630	58.5	75
4. Jim Everett (1994-96)	60	1,571	958	10,622	61.0	48
5. Drew Brees (2006-)	54	1,206	796	8,841	66.0	29
6. Billy Kilmer (1967-70)	47	1,116	592	7,490	53.0	62
7. Dave Wilson (1981, 83-88)	36	1,039	551	6,987	53.0	55
8. Steve Walsh (1990-93)	25	620	336	3,879	54.2	22
9. Ken Stabler (1982-84)	17	570	326	3,670	57.2	33
10. Bobby Scott (1973-82)	15	500	237	2,781	47.4	28
Billy Joe Tolliver (1998-2000)	15	467	249	3,343	53.3	20



CAREERLEADERS

Receptions

	Rec.	Yards	Avg.	Long	TD
1. Eric Martin (1985-93)	532	7,854	14.8	84	48
2. Joe Horn (2000-06)	523	7,622	14.6	72t	50
3. Danny Abramowicz (1967-73)	309	4,875	15.8	80t	37
4. Tony Galbreath (1976-80)	284	2,221	7.8	38	6
5. Quinn Early (1991-95)	270	3,758	13.9	70t	25
6. Hoby Brenner (1981-93)	267	3,849	14.4	57	21
7. Dalton Hilliard (1986-93)	249	2,233	9.0	54t	14
8. Deuce McAllister (2001-)	216	1,592	7.4	39	4
9. Henry Childs (1974-80)	207	3,224	15.6	59t	27
10. Donté Stallworth (2002-05)	195	2,791	14.3	76t	23

Receiving Yards

	Yards	Rec.	Avg.	Long	TD
1. Eric Martin (1985-93)	7,854	532	14.8	84	48
2. Joe Horn (2000-06)	7,622	523	14.6	72t	50
3. Danny Abramowicz (1967-73)	4,875	309	15.8	80t	37
4. Hoby Brenner (1981-93)	3,849	267	14.4	57	21
5. Quinn Early (1991-95)	3,758	270	13.9	70t	25
6. Henry Childs (1974-80)	3,224	207	15.6	59t	27
7. Wes Chandler (1978-81)	2,801	182	15.4	85t	15
8. Donté Stallworth (2002-05)	2,791	195	14.3	76t	23
9. Michael Haynes (1994-96)	2,368	162	14.6	78t	13
10. Dave Parks (1968-72)	2,254	149	15.1	66t	16

Punting Average (minimum 50 attempts)

	No.	Avg.	Long
1. Mark Royals (1997-98)	176	45.8	66
2. Steve Weatherford (2006-)	140	43.8	61
3. Mitch Berger (2003-05)	227	43.7	69
4. Tommy Barnhardt (1987, 89-94, 99)	515	42.5	65
5. Tom McNeill (1967-69)	130	42.3	81
6. Brian Hansen (1984-88)	363	42.0	66
7. Steve O'Neal (1973)	81	41.7	71
8. Toby Gowin (2000-02)	211	41.6	62
9. Julian Fagan (1970-72)	225	41.6	71
10. Tom Blanchard (1974-78)	447	41.3	71

Punt Return Average (minimum 20 returns)

	No.	Yds.	Avg.	Long	TD
1. Mel Gray (1986-88)	49	657	13.4	80	1
2. Andre Hastings (1997-99)	23	305	13.3	76	0
3. Eric Guliford (1997-98)	57	599	10.5	40	0
4. Michael Lewis (2001-06)	142	1,482	10.4	83t	1
5. Howard Stevens (1973-74)	54	547	10.1	40	0
6. Pete Athas (1976)	35	332	9.5	67	0
7. Chad Morton (2000)	30	278	9.3	51	0
8. Tyrone Hughes (1993-96)	116	1,060	9.1	83t	2
9. Lance Moore (2006-)	26	230	8.8	48	0
10. Jitter Fields (1984)	27	236	8.7	61	0

Kickoff Return Average (minimum 25 returns)

	No.	Yds.	Avg.	Long	TD
1. Walt Roberts (1967)	28	737	26.3	91t	1
2. John Gilliam (1967-68, 1977)	31	809	26.1	94t	1
3. Eric Guliford (1997-98)	61	1,559	25.6	102t	1
4. Tyrone Hughes (1993-96)	229	5,717	25.0	99t	3
5. Michael Lewis (2001-06)	243	5,903	24.3	97t	3
6. Deuce McAllister (2001-)	45	1,091	24.2	63	0
7. Pierre Thomas (2007-)	36	865	24.0	64	0
8. Gene Howard (1968-69)	32	760	23.8	86	0
9. Margene Adkins (1972)	43	1,020	23.7	61	0
10. Chad Morton (2000)	44	1,029	23.4	68	0

CAREERLEADERS

Interceptions

	No.	Yds.	Avg.	Long	TD
1. Dave Waymer (1980-89)	37	395	10.7	44	0
2. Tommy Myers (1972-81)	36	621	17.3	97t	2
3. Sammy Knight (1997-2002)	28	464	16.6	91t	4
4. Gene Atkins (1987-93)	21	324	15.4	79	0
5. Dave Whitsell (1967-69)	19	236	12.4	41t	2
6. Johnnie Poe (1981-87)	17	267	15.7	40t	2
7. Toi Cook (1987-93)	16	280	17.5	63t	2
8. Brett Maxie (1985-93)	15	206	13.7	50t	3
Ernie Jackson (1972-77)	15	187	12.5	46	0
10. Fred Thomas (2000-07)	13	140	10.7	43	0

Quarterback Sacks (since 1982)

	No
1. Rickey Jackson (1981-93)	115.0
2. Wayne Martin (1989-99)	82.5
3. Pat Swilling (1986-92)	76.5
4. Frank Warren (1981-89, 91-94)	52.5
5. Joe Johnson (1994-98, 2000-01)	50.5
6. La'Roi Glover (1997-2001)	50.0
7. Jim Wilks (1981-93)	45.5
8. Renaldo Turnbull (1990-96)	44.5
Darren Howard (2000-05)	44.5
10. Bruce Clark (1982-88)	39.5

Field Goals

	Att.	Made	Pct.	Long
1. Morten Andersen (1982-94)	389	302	.776	60
2. John Carney (2001-06)	180	150	.833	53
3. Doug Brien (1995-2000)	149	123	.826	56
4. Charlie Durkee (1967-68, 71-72)	101	52	.515	47
5. Tom Dempsey (1969-70)	75	40	.533	63
6. Rich Szaro (1975-78)	57	37	.649	50
7. Bill McClard (1973-75)	45	23	.511	47
Benny Ricardo (1980-81)	42	23	.548	47
9. Garo Yepremian (1979)	16	12	.750	44
10. Happy Feller (1972-73)	23	10	.435	46
Olindo Mare (2007)	17	10	.588	52

Games Played (minimum 100)

	No.	No.	
1. K Morten Andersen (1982-94)	196	22. LB Vaughan Johnson (1986-93)	120
2. LB Rickey Jackson (1981-93)	195	23. S Brett Maxie (1985-93)	118
3. DE Frank Warren (1981-89, 91-94)	189	24. P Tommy Barnhardt (1987, 89-94, 99)	110
4. T Stan Brock (1980-92)	186	25. T Dave Lafary (1977-85)	109
5. DT/DE Jim Wilks (1981-93)	183	CB Fred Thomas (2000-07)	109
6. TE Hoby Brenner (1981-93)	175	27. RB Dalton Hilliard (1986-93)	108
7. DT Wayne Martin (1989-99)	171	28. LB Pat Swilling (1986-92)	107
8. DT Derland Moore (1973-85)	170	S Gene Atkins (1987-93)	107
9. G/T Jim Dombrowski (1986-96)	151	30. G Jake Kupp (1967-75)	106
10. DB Dave Waymer (1980-89)	149	DE Joe Johnson (1994-2001)	106
11. WR Eric Martin (1985-93)	143	32. DE Willie Whitehead (1999-06)	105
12. C Joel Hilgenberg (1984-93)	142	33. DE/LB Renaldo Turnbull (1990-96)	104
13. C John Hill (1975-84)	138	34. DE Elex Price (1973-80)	103
14. S Tommy Myers (1972-81)	136	35. DE/DT Bruce Clark (1982-88)	102
15. QB Archie Manning (1971-75, 77-82)	134	WR Joe Horn (2000-06)	102
TE John Tice (1983-92)	134	37. TE Larry Hardy (1978-85)	101
17. LB Sam Mills (1986-94)	133	CB Toi Cook (1987-93)	101
18. T William Roaf (1993-2001)	131	39. RB Wayne Wilson (1979-86)	100
19. LB Joe Federspiel (1972-80)	130	CB Johnnie Poe (1981-87)	100
20. LS Kevin Houser (2000-)	128	C Jerry Fontenot (1997-2003)	100
21. RB Fred McAfee (1991-93, 2000-06)	122		

YEARLY LEADERS

Scoring

	TD	PAT	FG	Points
1967 — Charlie Durkee	-	27-27	14-32	69
1968 — Charlie Durkee	-	27-27	19-37	84
1969 — Tom Dempsey	-	33-35	22-41	99
1970 — Tom Dempsey	-	16-17	18-34	70
1971 — Charlie Durkee	-	24-25	16-23	72
1972 — Danny Abramowicz	.7	-	-	42
1973 — Bill McClard	-	9-9	13-24	48
1974 — Bill McClard	-	19-20	9-16	46
1975 — Rich Szaro	-	17-17	10-16	47
1976 — Rich Szaro	-	18-23	25-29	79
1977 — Henry Childs	.9	-	-	54
1978 — Tony Galbreath	.7	0-1	-	42
Chuck Muncie	.7	-	-	42
1979 — Garo Yepremian	-	39-40	12-16	75
1980 — Benny Ricardo	-	31-34	10-17	61
1981 — George Rogers	.13	-	-	78
1982 — Wayne Wilson	.5	-	-	30
1983 — Morten Andersen	-	37-38	18-24	91
1984 — Morten Andersen	-	34-34	20-27	94
1985 — Morten Andersen	-	27-29	31-35	120
1986 — Morten Andersen	-	30-30	26-30	108
1987 — Morten Andersen	-	37-37	28-36	121
1988 — Morten Andersen	-	32-33	26-36	110
1989 — Dalton Hilliard	.18	-	-	108
1990 — Morten Andersen	-	29-29	21-27	92
1991 — Morten Andersen	-	38-38	25-32	113
1992 — Morten Andersen	-	33-34	29-34	120
1993 — Morten Andersen	-	33-33	28-35	117
1994 — Morten Andersen	-	32-32	28-39	116
1995 — Doug Brien	-	16-16	12-17	52
1996 — Doug Brien	-	18-18	21-25	81
1997 — Doug Brien	-	22-22	23-27	91
1998 — Doug Brien	-	31-31	20-22	91
1999 — Doug Brien	-	20-21	24-29	92
2000 — Doug Brien	-	37-37	23-29	106
2001 — John Carney	-	32-32	27-31	113
2002 — John Carney	-	37-37	31-35	130
2003 — John Carney	-	36-37	22-30	102
2004 — John Carney	-	38-38	22-27	104
2005 — John Carney	-	22-22	25-32	97
2006 — John Carney	-	46-47	23-25	115
2007 — Marques Colston	.11	-	-	66

Rushing Yards

	Att.	Yds.	Avg.	Long	TD
1967 — Jim Taylor	130	390	3.0	16	2
1968 — Don McCall	155	637	4.1	48	4
1969 — Andy Livingston	181	761	4.2	18	5
1970 — Tony Baker	82	337	4.1	29	1
1971 — Jim Strong	95	404	4.3	39	3
1972 — Bob Gresham	121	381	3.1	23	3
1973 — Jess Phillips	198	663	3.3	20	0
1974 — Alvin Maxson	165	714	4.3	66t	2
1975 — Mike Strachan	161	668	4.1	21	2
1976 — Chuck Muncie	149	659	4.4	51	2
1977 — Chuck Muncie	201	811	4.0	36	6
1978 — Tony Galbreath	186	635	3.4	20t	5
1979 — Chuck Muncie	238	1,198	5.0	69t	11
1980 — Jimmy Rogers	80	366	4.6	24	1
1981 — George Rogers	378	1,674	4.4	79t	13
1982 — George Rogers	122	535	4.4	38	3
1983 — George Rogers	256	1,144	4.5	76t	5
1984 — George Rogers	239	914	3.8	28	2
1985 — Wayne Wilson	168	645	3.8	41t	1
1986 — Rueben Mayes	286	1,353	4.7	50	8
1987 — Rueben Mayes	243	917	3.8	38	5
1988 — Dalton Hilliard	204	823	4.0	36	5
1989 — Dalton Hilliard	344	1,262	3.7	40	13
1990 — Craig Heyward	129	599	4.6	47t	4
1991 — Fred McAfee	109	494	4.5	34	2
1992 — Vaughn Dunbar	154	565	3.7	25	3

YEARLY LEADERS

1993 — Derek Brown	180	705	3.9	60	2
1994 — Mario Bates	151	579	3.8	40	6
1995 — Mario Bates	244	951	3.9	66t	7
1996 — Mario Bates	164	584	3.6	33	4
1997 — Ray Zellars	156	552	3.5	27	4
1998 — Lamar Smith	138	457	3.3	33	1
1999 — Ricky Williams	253	884	3.5	25	2
2000 — Ricky Williams	248	1,000	4.0	26t	8
2001 — Ricky Williams	313	1,245	4.0	46	6
2002 — Deuce McAllister	325	1,388	4.3	62	13
2003 — Deuce McAllister	351	1,641	4.7	76t	8
2004 — Deuce McAllister	351	1,074	4.0	71	9
2005 — Antowain Smith	166	659	4.0	42	3
2006 — Deuce McAllister	244	1,057	4.3	57	10
2007 — Reggie Bush	157	581	3.7	22	4

Longest Rush

1967 — Don McCall, 48t at Washington 12/17
1968 — Don McCall, 48 vs. Washington 9/22
1969 — Tony Baker, 54 at St. Louis 11/2
1970 — Tony Baker, 27 at St. Louis 10/11
1971 — Jim Strong, 39 at San Francisco 11/14
1972 — Bill Butler, 27 at Atlanta 11/12
1973 — Archie Manning, 23 at L.A. Rams 11/11
1974 — Alvin Maxson, 66t vs. St. Louis 12/8
1975 — Steve Rogers, 22 vs. Chicago 12/21
1976 — Tony Galbreath, 74t at Kansas City 9/26
1977 — Chuck Muncie, 36 vs. L.A. Rams 10/30
1978 — Chuck Muncie, 28 at Atlanta 11/26
1979 — Chuck Muncie, 69t vs. Atlanta 9/2
1980 — Tony Galbreath, 26 at L.A. Rams 9/2
1981 — George Rogers, 79t at Cleveland 10/18
1982 — George Rogers, 38 at San Francisco 11/28
1983 — George Rogers, 76t vs. St. Louis 9/4
1984 — Hokie Gajan, 62t at Dallas 10/21
1985 — Earl Campbell, 45 at Atlanta 12/22
1986 — Rueben Mayes, 50 vs. New England 11/30
1987 — Rueben Mayes, 38 vs. San Francisco 10/25
1988 — Craig Heyward, 73t vs. L.A. Raiders 10/23
1989 — Dalton Hilliard, 40 vs. L.A. Rams 11/26
1990 — Gill Fenerty, 60t at L.A. Rams 12/9
1991 — Dalton Hilliard, 65t at Atlanta 9/29
1992 — Vaughn Dunbar, 25 at Atlanta 9/20
1993 — Lorenzo Neal, 74t at Atlanta 9/12
1994 — Mario Bates, 40 vs. Dallas 12/19
1995 — Mario Bates, 66t at New England 12/3
1996 — Ray Zellars, 63 vs. Chicago 10/13
1997 — Mario Bates, 74t vs. Detroit 9/21
1998 — Lamar Smith, 33 at Indianapolis 9/27
1999 — Billy Joe Tolliver, 33 at Chicago 10/3
2000 — Fred McAfee, 40 vs. Carolina 10/15; Jerald Moore, 40 vs. St. Louis 12/24
2001 — Deuce McAllister, 54t at Atlanta, 12/9
2002 — Deuce McAllister, 62 vs. Green Bay, 12/9
2003 — Deuce McAllister, 76t at Philadelphia, 11/23
2004 — Deuce McAllister, 71 at Carolina, 1/20/05
2005 — Antowain Smith, 42 vs. Chicago, 11/6
2006 — Deuce McAllister, 57 vs. Tampa Bay, 10/8
2007 — Aaron Stecker, 26 vs. Tampa Bay, 12/23

Passing Yards

	Att.	Comp.	Yards	Pct.	Long	Int	TD
1967 — Gary Cuzzo	260	134	1,562	51.5	49	12	7
1968 — Billy Kilmer	315	167	2,060	53.0	51	17	15
1969 — Billy Kilmer	360	193	2,532	53.6	52	17	20
1970 — Billy Kilmer	237	135	1,557	56.9	46	17	6
1971 — Edd Hargett	210	96	1,191	45.7	49	5	6
1972 — Archie Manning	448	230	2,781	51.3	66t	21	18
1973 — Archie Manning	267	140	1,642	52.4	65t	12	10
1974 — Archie Manning	261	134	1,429	51.3	79t	16	6
1975 — Archie Manning	338	159	1,685	47.0	71t	17	7
1976 — Bobby Douglass	212	103	1,288	48.6	74	8	4
1977 — Archie Manning	205	113	1,284	55.1	59t	9	8
1978 — Archie Manning	471	291	3,416	61.8	71t	16	17
1979 — Archie Manning	420	252	3,169	60.0	85	20	15

YEARLY LEADERS

Year	Player	Receptions	Yards	Avg.	Long	TD
1980	Archie Manning	509	3,716	60.7	56	20
1981	Archie Manning	232	1,447	57.8	55	11
1982	Ken Stabler	189	1,343	61.9	48	10
1983	Ken Stabler	311	1,988	56.6	48	18
1984	Richard Todd	312	1,617	51.6	74	19
1985	Dave Wilson	293	1,843	49.5	50	15
1986	Dave Wilson	342	2,353	55.3	63t	12
1987	Bobby Hebert	294	1,619	55.8	67	9
1988	Bobby Hebert	478	2,810	58.6	40t	15
1989	Bobby Hebert	353	2,686	62.9	54t	15
1990	Steve Walsh	327	1,970	53.5	58	13
1991	Bobby Hebert	248	1,676	60.1	65t	8
1992	Bobby Hebert	422	3,287	59.0	72t	16
1993	Wade Wilson	388	2,257	57.0	42t	15
1994	Jim Everett	540	3,855	64.1	78t	18
1995	Jim Everett	567	3,970	60.8	70t	14
1996	Jim Everett	464	3,117	57.5	51	16
1997	Heath Shuler	203	1,288	52.2	89t	14
1998	Billy Joe Tolliver	199	1,427	55.3	82t	4
1999	Billy Joe Tolliver	268	1,916	51.9	57	16
2000	Jeff Blake	302	2,025	60.9	49t	9
2001	Aaron Brooks	558	3,832	55.9	63	22
2002	Aaron Brooks	528	3,685	53.6	64	15
2003	Aaron Brooks	518	3,546	59.1	76t	8
2004	Aaron Brooks	542	3,810	57.0	57	16
2005	Aaron Brooks	431	2,882	55.7	66	17
2006	Drew Brees	554	4,418	64.3	86t	11
2007	Drew Brees	652	4,423	67.5	58	18

Longest Pass Completion

1967	96, Billy Kilmer to Walter Roberts at Philadelphia 11/19
1968	51, Billy Kilmer to Jim Hester vs. Pittsburgh 12/15
1969	70, Jim Ninowski to Don Shy at L.A. Rams 10/5
1970	49, Edd Hargett to Bob Shaw at Cincinnati 11/29
1971	63, Archie Manning to Danny Abramowicz at Houston 10/3
1972	66t, Archie Manning to Dave Parks at N.Y. Giants 10/8
1973	65t, Archie Manning to Jubilee Dunbar at Los Angeles 11/11
1974	79t, Archie Manning to Bob Newland vs. Los Angeles 11/17
1975	71t, Archie Manning to Larry Burton vs. Atlanta 11/2
1976	74, Bobby Douglass to Tinker Owens vs. San Francisco 12/12
1977	59t, Archie Manning to Henry Childs vs. Green Bay 9/18
1978	71t, Archie Manning to Larry Hardy at Atlanta 11/26
1979	85, Archie Manning to Wes Chandler at San Francisco 9/23
1980	56, Archie Manning to Brooks Williams vs. Atlanta 10/19
1981	55, Archie Manning to Wayne Wilson at Cleveland 10/18
1982	48, Ken Stabler to Aundra Thompson at Chicago 9/19
1983	48, Ken Stabler to Kenny Duckett at L.A. Rams 9/11
1984	74, Richard Todd to Tyrone Young at Chicago 10/7
1985	76t, Bobby Hebert to Eugene Goodlow vs. San Francisco 12/15
1986	84, Bobby Hebert to Eric Martin vs. Green Bay 9/14
1987	82t, John Fourcade to Mike Waters vs. L.A. Rams 10/4
1988	40, Bobby Hebert to John Tice vs. Dallas 10/3
	40t, Bobby Hebert to Eric Martin vs. Denver 11/20
1989	54t, Bobby Hebert to Floyd Turner at Rams 10/22
	54t, John Fourcade to Dalton Hilliard at Buffalo 12/10
1990	68t, John Fourcade to Floyd Turner at Atlanta, 10/7
1991	65t, Bobby Hebert to Floyd Turner vs. Chicago, 10/27
1992	72t, Bobby Hebert to Wesley Carroll vs. Chicago, 9/13
1993	63t, Mike Buck to Quinn Early at Pittsburgh, 10/17
1994	78t, Jim Everett to Michael Haynes at Atlanta, 12/11
1995	70t, Jim Everett to Quinn Early vs. Atlanta, 9/17
1996	57t, Doug Nussmeier to Terry Guess vs. Atlanta, 12/8
1997	89t, Heath Shuler to Randal Hill at Chicago, 10/5
1998	89t, Kerry Collins to Andre Hastings vs. Dallas, 12/6
1999	90t, Billy Joe Hobert to Eddie Kennison vs. Atlanta, 10/10
2000	53t, Aaron Brooks to Willie Jackson vs. Oakland 11/19
2001	63, Aaron Brooks to Willie Jackson at San Francisco, 11/11
2002	64, Aaron Brooks to Jerome Pathon vs. Pittsburgh, 10/6
2003	76t, Aaron Brooks to Jerome Pathon vs. Dallas, 12/28
2004	57, Aaron Brooks to Donté Stallworth vs. Kansas City, 11/14
2005	66, Aaron Brooks to Devery Henderson at Minnesota, 9/25
2006	86t, Drew Brees to Marques Colston at Carolina, 10/1
2007	58, Drew Brees to David Patten at Tampa Bay, 9/16

YEARLY LEADERS

Receiving Yards

Year	Player	No.	Yds.	Avg.	Long	TD
1967	Danny Abramowicz	50	721	14.4	80t	6
1968	Danny Abramowicz	54	890	16.4	47t	7
1969	Danny Abramowicz	73	1,015	13.9	49t	7
1970	Danny Abramowicz	55	906	16.5	48	5
1971	Danny Abramowicz	37	657	17.8	63	5
1972	Bob Newland	47	579	12.3	42	2
1973	John Beasley	31	280	9.0	22	1
1974	Alvin Maxson	42	294	7.0	22	1
1975	Alvin Maxson	41	234	5.7	33	0
1976	Tony Galbreath	54	420	7.8	35	1
1977	Tony Galbreath	41	265	6.5	30	0
1978	Tony Galbreath	74	582	7.9	35	2
1979	Wes Chandler	65	1,069	16.4	85	6
1980	Wes Chandler	65	975	15.0	50	6
1981	Jack Holmes	38	206	5.4	19	0
1982	Jeff Groth	30	383	12.8	39	1
1983	Jeff Groth	49	585	11.9	42	1
1984	Hokie Gajan	35	288	8.2	51	2
1985	Hoby Brenner	42	652	15.5	30	3
1986	Mike Jones	48	625	13.0	45	3
1987	Eric Martin	44	778	17.7	67	7
1988	Eric Martin	85	1,083	12.7	40t	7
1989	Eric Martin	68	1,090	16.0	53t	8
1990	Eric Martin	63	912	14.5	58	5
1991	Eric Martin	66	803	12.2	30	4
1992	Eric Martin	68	1,041	15.3	52t	5
1993	Eric Martin	66	950	14.4	54t	3
1994	Quinn Early	82	894	10.9	33	4
1995	Quinn Early	81	1,087	13.4	70t	8
1996	Torrance Small	50	558	11.2	41	2
1997	Randal Hill	55	761	13.8	89t	2
1998	Sean Dawkins	53	823	15.5	64t	1
1999	Eddie Kennison	61	835	13.7	90t	4
2000	Joe Horn	94	1,340	14.3	52	8
2001	Joe Horn	83	1,265	15.2	56	9
2002	Joe Horn	88	1,312	14.9	63	7
2003	Joe Horn	78	973	12.5	50t	10
2004	Joe Horn	94	1,399	14.9	57	11
2005	Donté Stallworth	70	945	13.5	43	7
2006	Marques Colston	70	1,038	14.8	86t	8
2007	Marques Colston	98	1,202	12.3	45	11

Receiving Average (minimum 20 receptions)

Year	Player	No.	Yds.	Avg.	Long	TD
1967	Ray Poage	24	380	15.8	65	0
1968	Danny Abramowicz	54	800	16.5	47t	7
1969	Al Dodd	37	600	16.2	52	1
1970	Al Dodd	28	484	17.3	45t	1
1971	Danny Abramowicz	37	657	17.8	63t	5
1972	Danny Abramowicz	38	668	17.6	51	7
1973	Jubilee Dunbar	23	447	19.4	65t	4
1974	Bob Newland	27	490	18.1	79t	2
1975	Paul Seal	28	414	14.8	38	1
1976	Don Herrmann	34	535	15.7	57	0
1977	Henry Childs	33	518	15.7	59t	9
1978	Henry Childs	53	869	16.4	52	4
1979	Henry Childs	51	846	16.6	51	5
1980	Ike Harris	37	692	18.7	44t	6
1981	Jeff Groth	20	380	19.0	54	1
1982	Jeff Groth	30	383	12.8	39	1
1983	Hoby Brenner	41	574	14.0	38t	3
1984	Tyrone Young	29	597	20.6	74	3
1985	Eugene Goodlow	32	603	18.8	76t	3
1986	Eric Martin	37	675	18.2	84	5
1987	Eric Martin	44	778	17.7	67	7
1988	Eric Martin	85	1,083	12.7	40t	7
1989	Brett Perriman	20	356	17.8	47	0
1990	Floyd Turner	21	396	18.9	68t	4
1991	Quinn Early	32	541	16.9	52	2
1992	Quinn Early	30	556	18.9	59t	5
1993	Quinn Early	45	670	14.9	63t	6

YEARLY LEADERS

1994	—	Torrance Small	49	719	14.7	75t	5
1995	—	Michael Haynes	41	597	14.6	48	4
1996	—	Michael Haynes	44	786	17.9	51	4
1997	—	Andre Hastings	48	722	15.0	39	5
1998	—	Keith Poole	24	509	21.2	82t	2
1999	—	Keith Poole	42	796	19.0	67t	6
2000	—	Joe Horn	94	1,340	14.3	52	8
2001	—	Joe Horn	83	1,265	15.2	56	9
2002	—	Jake Reed	21	360	17.1	54	3
2003	—	Donté Stallworth	25	485	19.4	76t	3
2004	—	Jerome Pathon	34	581	17.1	38	1
2005	—	Devery Henderson	22	343	15.6	66	3
2006	—	Devery Henderson	32	745	23.3	76t	5
2007	—	Devery Henderson	20	409	20.5	54	3

Punts

	No.	Yds.	Avg.	Long		
1967	—	Tom McNeill	.74	3,174	42.9	66
1968	—	Tom McNeill	.49	2,009	41.0	58
1969	—	Olie Cordill	.42	1,719	40.9	58
1970	—	Julian Fagan	.77	3,269	42.5	64
1971	—	Julian Fagan	.77	3,188	41.4	64
1972	—	Julian Fagan	.71	2,899	40.8	71
1973	—	Steve O'Neal	.81	3,375	41.7	71
1974	—	Tom Blanchard	.88	3,704	42.1	71
1975	—	Tom Blanchard	.92	3,776	41.0	61
1976	—	Tom Blanchard	.101	3,974	39.3	63
1977	—	Tom Blanchard	.82	3,474	42.4	66
1978	—	Tom Blanchard	.84	3,532	42.0	61
1979	—	Rick Partridge	.57	2,330	40.9	61
1980	—	Russell Erxleben	.89	3,499	39.3	57
1981	—	Russell Erxleben	.66	2,672	40.5	60
1982	—	Russell Erxleben	.46	1,976	43.0	60
1983	—	Russell Erxleben	.74	3,034	41.0	60
1984	—	Brian Hansen	.69	3,020	43.8	66
1985	—	Brian Hansen	.89	3,763	42.3	58
1986	—	Brian Hansen	.81	3,456	42.7	66
1987	—	Brian Hansen	.52	2,104	40.5	60
1988	—	Brian Hansen	.72	2,913	40.5	64
1989	—	Tommy Barnhardt	.55	2,179	39.6	56
1990	—	Tommy Barnhardt	.70	2,990	42.7	65
1991	—	Tommy Barnhardt	.86	3,743	43.5	61
1992	—	Tommy Barnhardt	.67	2,947	44.0	62
1993	—	Tommy Barnhardt	.77	3,356	43.6	58
1994	—	Tommy Barnhardt	.67	2,920	43.6	57
1995	—	Klaus Wilmsmeyer	.73	2,965	40.6	53
1996	—	Klaus Wilmsmeyer	.87	3,551	40.8	63
1997	—	Mark Royals	.88	4,038	45.9	66
1998	—	Mark Royals	.88	4,017	45.6	64
1999	—	Tommy Barnhardt	.82	3,262	39.8	52
2000	—	Toby Gowin	.74	3,043	41.1	58
2001	—	Toby Gowin	.76	3,180	41.8	62
2002	—	Toby Gowin	.61	2,553	41.9	59
2003	—	Mitch Berger	.71	3,144	44.3	59
2004	—	Mitch Berger	.85	3,704	43.6	63
2005	—	Mitch Berger	.71	3,066	43.2	69
2006	—	Steve Weatherford	.77	3,369	43.8	59
2007	—	Steve Weatherford	.63	2,757	43.8	61

Punt Returns

	No.	Yds.	Avg.	Long	TD		
1967	—	Walter Roberts	.11	50	4.5	11	0
1968	—	John Gilliam	.15	60	4.0	21	0
1969	—	Al Dodd	.15	106	7.1	21	0
1970	—	Al Dodd	.14	129	9.2	41	0
1971	—	Al Dodd	.13	88	6.8	14	0
1972	—	Tommy Myers	.9	43	4.8	10	0
1973	—	Howard Stevens	.17	171	10.1	37	0
1974	—	Howard Stevens	.37	376	10.2	40	0
1975	—	Gil Chapman	.17	207	12.2	42	0
1976	—	Pete Athas	.35	332	9.5	67	0
1977	—	Rich Mauti	.37	281	7.6	33	0
1978	—	Wes Chandler	.34	233	6.9	32	0

YEARLY LEADERS

1979	—	Rich Mauti	27	218	8.1	33	0
1980	—	Rich Mauti	11	111	10.1	18	0
1981	—	Jeff Groth	37	436	11.8	36	0
1982	—	Jeff Groth	21	144	6.9	18	0
1983	—	Jeff Groth	39	275	7.1	30	0
1984	—	Jitter Fields	27	236	8.7	61	0
1985	—	Willie Tullis	17	141	8.3	17	0
1986	—	Eric Martin	24	227	9.5	39	0
1987	—	Mel Gray	24	352	14.7	80	0
1988	—	Mel Gray	25	305	12.2	66t	1
1989	—	Rod Harris	27	196	7.3	20	0
1990	—	Vince Buck	37	305	8.2	33	0
1991	—	Vince Buck	31	260	8.4	52	0
1992	—	Patrick Newman	23	158	6.9	18	0
1993	—	Tyrone Hughes	37	503	13.6	83t	2
1994	—	Tyrone Hughes	21	143	6.8	35	0
1995	—	Tyrone Hughes	28	262	9.4	74	0
1996	—	Tyrone Hughes	30	152	5.1	16	0
1997	—	Eric Guliford	47	498	10.6	32	0
1998	—	Andre Hastings	22	307	14.0	76	0
1999	—	Eddie Kennison	35	258	7.4	18	0
2000	—	Chad Morton	30	278	9.3	51	0
2001	—	Wane McGarity	19	183	9.6	42	0
2002	—	Michael Lewis	44	625	14.2	83t	1
2003	—	Michael Lewis	30	275	9.2	27	0
2004	—	Michael Lewis	34	382	11.2	53	0
2005	—	Az-Zahir Hakim	34	260	7.6	42	0
2006	—	Reggie Bush	28	216	7.7	65t	1
2007	—	Lance Moore	20	185	9.3	48	0

Kickoff Returns

	No.	Yds.	Avg.	Long	TD		
1967	—	Walter Roberts	28	737	26.3	91t	1
1968	—	Gene Howard	23	533	23.2	36	0
1969	—	Tom Barrington	17	394	23.2	54	0
1970	—	Ken Burrough	15	298	19.9	38	0
		Al Dodd	15	319	21.3	32	0
1971	—	Virgil Robinson	19	443	23.3	51	0
1972	—	Margene Adkins	43	1,020	23.7	61	0
1973	—	Howard Stevens	26	590	22.7	48	0
1974	—	Howard Stevens	33	749	22.7	41	0
1975	—	Gil Chapman	28	614	21.9	36	0
1976	—	Tony Galbreath	20	399	19.9	32	0
1977	—	Rich Mauti	27	609	22.6	38	0
1978	—	Wes Chandler	32	760	23.8	38	0
1979	—	Rich Mauti	36	801	22.2	39	0
1980	—	Jimmy Rogers	41	930	22.7	88	0
1981	—	Wayne Wilson	31	722	23.3	57	0
1982	—	Aundra Thompson	10	211	21.1	35	0
1983	—	Kenny Duckett	33	719	21.8	61	0
1984	—	Kenny Duckett	29	580	20.0	39	0
1985	—	Edward Anthony	23	476	20.7	52	0
		Willie Tullis	23	480	20.9	62	0
1986	—	Mel Gray	31	866	27.9	101t	1
1987	—	Mel Gray	30	636	21.2	43	0
1988	—	Mel Gray	32	670	20.9	39	0
1989	—	Rod Harris	19	378	19.9	39	0
1990	—	Gil Fenerty	28	572	20.4	58	0
1991	—	Gene Atkins	20	368	18.4	27	0
1992	—	Fred McAfee	19	393	20.7	38	0
1993	—	Tyrone Hughes	30	753	25.1	99t	1
1994	—	Tyrone Hughes	63	1,556	24.7	98t	2
1995	—	Tyrone Hughes	66	1,617	24.5	83	0
1996	—	Tyrone Hughes	70	1,791	25.6	58	0
1997	—	Eric Guliford	43	1,128	26.2	102t	1
1998	—	Qadry Ismail	28	590	21.1	39	0
1999	—	Dino Philyaw	53	1,165	22.0	55	0
2000	—	Chad Morton	44	1,029	23.4	68	0
2001	—	Deuce McAllister	45	1,091	24.2	63	0
2002	—	Michael Lewis	70	1,807	25.8	97t	2
2003	—	Michael Lewis	45	1,068	23.7	53	0
2004	—	Michael Lewis	51	1,215	23.8	96t	1
2005	—	Aaron Stecker	31	672	21.7	46	0
2006	—	Michael Lewis	37	914	24.7	51	0
2007	—	Pierre Thomas	36	865	24.0	64	0

YEARLY LEADERS

Interceptions

	No.	Yds.	Avg.	Long	TD
1967 — Dave Whitsell	10	178	17.8	41t	2
1968 — Dave Whitsell	6	44	7.3	32	0
1969 — Elijah Nevett	3	20	6.7	20	0
1970 — Hugo Hollas	5	79	15.8	29	0
1971 — Delles Howell	5	120	24.0	60	0
Hugo Hollas	5	56	11.2	25	0
1972 — Bivian Lee	4	65	16.3	32	0
1973 — Ernie Jackson	3	40	13.3	23	0
Tommy Myers	3	33	11.0	20	0
Jim Merlo	3	25	8.3	16	0
Bivian Lee	3	23	7.7	12	0
1974 — Ernie Jackson	4	53	13.3	28	0
Terry Schmidt	4	27	6.8	24t	1
1975 — Tommy Myers	5	83	16.6	29	0
1976 — Jim Merlo	4	142	35.5	83t	2
1977 — Chuck Crist	4	6	1.5	6	0
1978 — Tommy Myers	6	167	27.8	97t	1
1979 — Tommy Myers	7	127	18.1	52t	1
1980 — Tommy Myers	5	96	19.2	48	0
1981 — Dave Waymer	4	54	13.5	31	0
1982 — Russell Gary	2	25	12.5	19	0
Dennis Winston	2	-2	-1.0	0	0
1983 — Johnnie Poe	7	146	20.9	31t	1
1984 — Dave Waymer	4	9	2.3	9	0
1985 — Dave Waymer	6	49	8.2	28	0
1985 — Dave Waymer	6	49	8.2	28	0
1986 — Dave Waymer	9	48	5.3	17	0
1987 — Dave Waymer	5	78	15.6	35	0
Reggie Sutton	5	68	13.6	26	0
1988 — Gene Atkins	4	42	10.5	40	0
1989 — Dave Waymer	6	66	11.0	42	0
1990 — Brett Maxie	2	88	44.0	50t	1
Toi Cook	2	55	27.5	50	0
Gene Atkins	2	15	7.5	15	0
Bennie Thompson	2	0	0.0	0	0
1991 — Gene Atkins	5	198	39.6	79	0
Vince Buck	5	12	2.4	12	0
1992 — Toi Cook	6	90	15.0	48t	1
1993 — Gene Atkins	3	59	19.7	37	0
1994 — Jimmy Spencer	5	24	4.8	11	0
1995 — Jimmy Spencer	4	11	2.8	9	0
1996 — Anthony Newman	3	40	13.3	21	0
Greg Jackson	3	24	8.0	10	0
1997 — Sammy Knight	5	75	15.0	39	0
1998 — Sammy Knight	6	171	28.5	91t	2
1999 — Ashley Ambrose	6	27	4.5	16	0
2000 — Sammy Knight	5	68	13.6	37t	2
2001 — Sammy Knight	6	114	19.0	40	0
2002 — Fred Thomas	5	80	16.0	43	0
Sammy Knight	5	36	7.2	17	0
2003 — Fred Thomas	4	47	11.8	20	0
2004 — Mike McKenzie	5	19	3.8	14	0
2005 — Jason Craft	3	63	21.0	39	0
2006 — Mike McKenzie	2	54	27.0	54	0
Scott Fujita	2	19	9.5	19	0
Josh Bullocks	2	14	7.0	14	0
Omar Stoutmire	2	10	5.0	10	0
2007 — Mike McKenzie	3	161	53.7	75t	2
Roman Harper	3	58	19.3	31t	1
Jason David	3	21	7.0	19	0

YEARLY LEADERS

Quarterback Sacks

	No.	Yds.
1982 — Bruce Clark, DE	5.5	51
1983 — Rickey Jackson, LB	12	81.5
1984 — Rickey Jackson, LB	12	95
1985 — Rickey Jackson, LB	11	89
1986 — James Geathers, DE	9	73
Rickey Jackson, LB	9	71
1987 — Pat Swilling, LB	10.5	87
1988 — Rickey Jackson, LB	7	66
Pat Swilling, LB	7	65
1989 — Pat Swilling, LB	16.5	164
1990 — Pat Swilling, LB	11	68
1991 — Pat Swilling, LB	17	139
1992 — Wayne Martin, DE	15	102
1993 — Renaldo Turnbull, LB	13	73
1994 — Darion Conner, LB	10	66
1995 — Wayne Martin, DT	13	89
1996 — Wayne Martin, DT	11	84.5
1997 — Wayne Martin, DT	10.5	60
1998 — La'Roi Glover, DT	10	83
1999 — La'Roi Glover, DT	8.5	47
2000 — La'Roi Glover, DT	17	112
2001 — Charlie Clemons, LB	13.5	96
2002 — Darren Howard, DE	8	51
2003 — Charles Grant, DE	10	42
2004 — Darren Howard, DE	11	64
2005 — Will Smith, DE	8.5	60
2006 — Will Smith, DE	10.5	79.5
2007 — Will Smith, DE	7	41

INDIVIDUAL RECORDS

Service

Most Seasons

- 13 Morten Andersen, 1982-94
Hoby Brenner, 1981-93
Stan Brock, 1980-92
Rickey Jackson, 1981-93
Derland Moore, 1973-85
Frank Warren, 1981-89, 91-94
Jim Wilks, 1981-93

Most Games

- 196 Morten Andersen, 1982-94
195 Rickey Jackson, 1981-93
189 Frank Warren, 1981-89, 91-94
186 Stan Brock, 1980-92
183 Jim Wilks 1981-93

Scoring

TOTAL POINTS

Career

- 1,318 Morten Andersen, 1982-94 (302 FG, 412 PAT)
661 John Carney, 2001-06 (150 FG, 211 PAT)
513 Doug Brien, 1995-2000 (123 FG, 144 PAT)
318 Dalton Hilliard, 1986-93 (53 TD)
304 Joe Horn (50 TD, two 2-pt. conversions)

Season

- 130 John Carney, 2002 (31 FG, 37 PAT)
121 Morten Andersen, 1987 (28 FG, 37 PAT)
120 Morten Andersen, 1985 (31 FG, 27 PAT)
Morten Andersen, 1992 (29 FG, 33 PAT)
117 Morten Andersen, 1993 (28 FG, 33 PAT)

Game

- 24 Joe Horn vs. N.Y. Giants, 12/14/04 (4 TD)
Reggie Bush vs. San Francisco, 12/3/06 (4 TD)
18 Walt Roberts vs. Philadelphia, 11/5/67
Danny Abramowicz vs. San Francisco, 9/26/71 (3 TD)
Archie Manning vs. Chicago, 10/2/77 (3 TD)
Chuck Muncie vs. San Francisco, 11/11/79 (3 TD)
George Rogers at L.A. Rams, 11/8/81 (3 TD)
Wayne Wilson vs. Atlanta, 1/2/83 (3 TD)
Dalton Hilliard at L.A. Rams, 10/22/89 (3 TD)
Rueben Mayes vs. Phoenix, 9/23/90 (3 TD)
Mario Bates at L.A. Rams, 12/4/94 (3 TD)
Ricky Williams at Atlanta, 10/22/00 (3 TD)
Deuce McAllister vs. Atlanta, 10/27/02 (3 TD)
Deuce McAllister at Baltimore, 12/8/02 (3 TD)
Mike Karney at Dallas, 12/10/06 (3 TD)
Marques Colston at San Francisco, 10/28/07 (3 TD)

Opponent

- 24 Dave Williams at St. Louis, 11/2/69 (4 TD)
Wayne Morris at St. Louis, 10/23/77 (4 TD)
Rodney Hampton at N.Y. Giants, 9/24/95 (4 TD)
Mike Anderson vs. Denver, 12/3/00 (4 TD)

TOUCHDOWNS

Career

- 53 Dalton Hilliard, 1986-93
50 Joe Horn, 2000-06
49 **Deuce McAllister, 2001-**
48 Eric Martin, 1985-93
37 Danny Abramowicz, 1967-73

Season

- 18 Dalton Hilliard, 1989
16 **Deuce McAllister, 2002**
13 George Rogers, 1981
11 Chuck Muncie, 1979
Wayne Wilson, 1983
Joe Horn, 2004
Deuce McAllister, 2006
Marques Colston, 2007

Game

- 4 Joe Horn, vs. N.Y. Giants, 12/14/04
Reggie Bush vs. San Francisco, 12/3/06
3 Walt Roberts vs. Philadelphia, 11/5/67
Danny Abramowicz vs. San Fran., 9/26/71
Archie Manning vs. Chicago, 10/2/77
Chuck Muncie vs. San Fran., 11/11/79
George Rogers at L.A. Rams 11/8/81
Wayne Wilson vs. Atlanta, 1/2/83
Dalton Hilliard at L.A. Rams, 10/22/89
Rueben Mayes vs. Phoenix, 9/23/90
Mario Bates at L.A. Rams, 12/4/94
Ricky Williams at Atlanta, 10/22/00
Deuce McAllister vs. Atlanta, 10/27/02
Deuce McAllister at Baltimore, 12/8/02
Mike Karney at Dallas, 12/10/06
Marques Colston at San Francisco, 10/28/07

Opponent

- 4 Dave Williams at St. Louis, 11/2/69
Wayne Morris at St. Louis, 10/23/77
Rodney Hampton at N.Y. Giants, 9/24/95
Mike Anderson vs. Denver, 12/3/00

FIELD GOALS MADE

Career

- 302 Morten Andersen, 1982-94 (389 att.)
150 John Carney, 2001-06 (155 att.)
123 Doug Brien, 1995-2000 (149 att.)
52 Charlie Durkee, 1967-68, 71-72 (101 att.)
40 Tom Dempsey, 1969-70 (74 att.)

Season

- 31 Morten Andersen, 1985 (35 att.)
John Carney, 2002 (35 att.)
29 Morten Andersen, 1992 (34 att.)
28 Morten Andersen, 1987 (36 att.)
Morten Andersen, 1993 (35 att.)
Morten Andersen, 1994 (39 att.)

Game

- 5 Charlie Durkee at Green Bay, 11/28/71 (6 att.)
Morten Andersen vs. L.A. Rams, 12/1/85 (5 att.)
Morten Andersen vs. San Francisco, 10/25/87 (7 att.)
Morten Andersen vs. Atlanta, 12/3/92 (5 att.)
Morten Andersen at Atlanta, 12/11/94 (5 att.)
John Carney vs. Minnesota, 10/7/01 (5 att.)
John Carney at St. Louis, 10/28/01 (5 att.)
John Carney at St. Louis, 9/26/04 (6 att.)

Opponent

- 6 Bobby Howfield at N.Y. Jets, 12/3/72 (7 att.)
Ray Werschling, vs. San Francisco, 10/16/83 (6 att.)
Norm Johnson, vs. Atlanta 11/13/94 (6 att.)
John Kasay, vs. Carolina, 12/5/04 (6 att.)

LONGEST FIELD GOAL

- 63 Tom Dempsey vs. Detroit 11/8/70, - **NFL RECORD**
60 Morten Andersen vs. Chicago, 10/27/91
56 Morten Andersen at Philadelphia, 12/26/93
Doug Brien vs. Carolina, 9/13/98

Opponent

- 55 Joe Danelo at N.Y. Giants, 9/20/81
Morten Andersen at Atlanta, 12/10/95 (2x)
Morten Andersen vs. Atlanta, 10/12/97

FIELD GOALS ATTEMPTED

Career

- 389 Morten Andersen, 1982-94 (302 made)
180 John Carney, 2001-05 (150 made)
149 Doug Brien, 1995-2000 (123 made)
101 Charlie Durkee, 1967-68, 71-72 (52 made)
74 Tom Dempsey, 1969-70 (40 made)

Season

- 41 Tom Dempsey, 1969 (22 made)
39 Morten Andersen, 1994 (28 made)
37 Charlie Durkee, 1968 (19 made)
36 Morten Andersen, 1987 (28 made)

Game

- Morten Andersen, 1988 (26 made)
7 Tom Dempsey vs. Philadelphia, 11/30/69 (4 made)
Morten Andersen vs. San Fran., 10/25/87 (5 made)
Opponent
7 Bobby Howfield at N.Y. Jets, 12/3/72 (6 made)

POINTS AFTER TOUCHDOWN

Career

- 412 Morten Andersen, 1982-94 (418 att.)
211 John Carney, 2001-05 (213 att.)
144 Doug Brien, 1995-2000 (145 att.)
87 Charlie Durkee, 1967-68, 71-72 (88 att.)
79 Rich Szaro, 1975-78 (86 att.)

Season

- 46 John Carney, 2006 (47 att.)
44 Morten Andersen, 1989 (45 att.)
39 Garo Yepremian, 1979 (40 att.)
38 Morten Andersen, 1991 (38 att.)
John Carney, 2004 (38 att.)

Game

- 6 Tom Dempsey at St. Louis 11/2/69 (7 att.)
Rich Szaro at Seattle, 11/21/76 (6 att.)
Rich Szaro at Chicago, 10/2/77 (6 att.)
Garo Yepremian at Tampa Bay, 10/14/79 (6 att.)
Morten Andersen vs. Denver, 11/20/88 (6 att.)
John Carney at Atlanta, 10/19/03 (6 att.)
John Carney vs. N.Y. Giants, 12/14/03 (6 att.)
John Carney at Dallas, 12/10/06 (6 att.)

Opponent

- 8 Nick Mike-Mayer vs. Atlanta, 9/16/73 (8 att.)

Rushing

TOTAL YARDS

Career

- 5,678 **Deuce McAllister, 2001- (1,322 att.)**
4,267 George Rogers, 1981-84 (995 att.)
4,164 Dalton Hilliard, 1986-93 (1,126 att.)
3,408 Rueben Mayes, 1986-88, 90 (837 att.)
3,386 Chuck Muncie, 1976-80 (787 att.)

Season

- 1,674 George Rogers, 1981 (378 att.) - **ROOKIE RECORD**
1,641 **Deuce McAllister, 2003 (351 att.)**
1,388 **Deuce McAllister, 2002 (325 att.)**
1,353 Rueben Mayes, 1986 (286 att.)
1,262 Dalton Hilliard, 1989 (344 att.)

Game

- 206 George Rogers vs. St. Louis, 9/4/83 (24 att.)
203 Rueben Mayes vs. Miami, 12/7/86 (28 att.) - **ROOKIE RECORD**
184 **Deuce McAllister at Philadelphia, 11/23/03 (19 att.)**
179 Ricky Williams vs. Cleveland, 10/31/99 (40 att.)
174 Ray Zellers vs. Chicago, 10/13/96 (20 att.)

Opponent

- 251 Mike Anderson vs. Denver, 12/3/00 (37 att.)
247 Willie Ellison at L.A. Rams 12/5/71 (26 att.)
220 Marshall Faulk vs. St. Louis, 12/24/00 (32 att.)
214 LeShon Johnson vs. Arizona, 9/22/96 (21 att.)
213 Willie Parker at Pittsburgh, 11/12/06 (22 att.)

MOST 100-YARD RUSHING GAMES

Career

- 27 **Deuce McAllister, 2001-06**
16 George Rogers, 1981-84
12 Ricky Williams 1999-2001
11 Rueben Mayes, 1986-88, 90
6 Chuck Muncie, 1976-80
Mario Bates, 1994-97

Season

- 9 George Rogers, 1981
Deuce McAllister, 2003
8 **Deuce McAllister, 2002**
6 Rueben Mayes, 1986
Deuce McAllister, 2004

DUAL 100-YARD RUSHING GAMES

at Kansas City, 9/26/76

- Tony Galbreath, 14-146, 2 TD; Chuck Muncie, 25-126 at Cincinnati, 11/4/90
Craig Heyward, 19-122, 1 TD; Rueben Mayes, 30-115, 1 TD at New York Giants, 12/24/06

Reggie Bush, 20-126, 1 TD; Deuce McAllister, 27-108, 1 TD

Opponent

- vs. San Francisco, 11/13/77
Wilbur Jackson, 22-123; Del Williams, 25-110, 1 TD vs. St. Louis, 10/5/80
Otis Anderson, 22-126; Wayne Morris, 22-102, 3 TDs

ATTEMPTS

Career

- 1,322 **Deuce McAllister, 2001- (5,678 yds.)**
1,126 Dalton Hilliard, 1986-93 (4,164 yds.)
995 George Rogers, 1981-84 (4,267 yds.)
837 Rueben Mayes, 1986-88, 90 (3,408 yds.)
814 Ricky Williams, 1999-2001 (3,129 yds.)

Season

- 378 George Rogers, 1981 (1,674 yds.)
351 **Deuce McAllister, 2003 (1,641 yds.)**
344 Dalton Hilliard, 1989 (1,262 yds.)
325 **Deuce McAllister, 2002 (1,388 yards)**
313 Ricky Williams, 2001 (1,245 yds.)

Game

- 40 Ricky Williams vs. Cleveland, 10/31/99 (179 yds.)
38 Ricky Williams vs. Carolina, 10/15/00 (144 yds.)
35 Earl Campbell at Minnesota, 11/24/85 (160 yds.)
Dwight Beverly at St. Louis, 10/11/87 (139 yds.)
34 Wayne Wilson vs. Miami, 10/2/83 (160 yds.)

Opponent

- 39 Gerald Riggs vs. Atlanta, 12/22/85 (158 yds.)

TOUCHDOWNS RUSHING

Career

- 44 **Deuce McAllister, 2001-06**
39 Dalton Hilliard, 1986-93
28 Chuck Muncie, 1976-80
27 Tony Galbreath, 1976-80
23 Rueben Mayes, 1986-88, 90

Season

- 13 **Deuce McAllister, 2002**
George Rogers, 1981
Dalton Hilliard, 1989
11 Chuck Muncie, 1979
10 **Deuce McAllister, 2006**

Game

- 3 Archie Manning vs. Chicago, 10/2/77
Chuck Muncie vs. San Francisco, 11/11/79
George Rogers at L.A. Rams, 11/8/81
Wayne Wilson vs. Atlanta, 1/2/83
Rueben Mayes vs. Phoenix, 9/23/90
Mario Bates at L.A. Rams, 12/4/94
Ricky Williams at Atlanta, 10/22/00

Deuce McAllister vs. Atlanta, 10/27/02

Deuce McAllister at Baltimore, 12/8/02

Reggie Bush, vs. San Francisco, 12/13/06

Opponent

- 4 Wayne Morris at St. Louis, 10/23/77
Rodney Hampton at N.Y. Giants, 9/24/95
Mike Anderson vs. Denver, 12/3/00

INDIVIDUAL RECORDS

HIGHEST RUSHING AVERAGE

Career (minimum 250 attempts)

- 5.8 Archie Manning, 1971-75, 77-82 (357 att.-2,058 yds.)
- 5.4 Hokie Gajan, 1982-85 (252 att.-1,358 yds.)
- 4.3 Chuck Muncie, 1976-80 (788 att.-3,393 yds.)
- Deuce McAllister, 2001- (1,322 att.-5,678 yds.)**
- George Rogers, 1981-84 (995 att.-4,267 yds.)

Season (minimum 75 attempts)

- 6.0 Hokie Gajan, 1984 (102 att.-615 yds.)
- 5.1 Hokie Gajan, 1983 (81 att.-415 yds.)
- 5.0 Chuck Muncie, 1979 (238 att.-1,198 yds.)
- 4.8 Tony Baker, 1968 (134 att.-642 yds.)
- 4.7 Rueben Mayes, 1986 (286 att.-1,353 yds.)

Game (minimum 8 attempts)

- 10.8 Lorenzo Neal at Atlanta, 9/12/93 (8-86)
- 10.4 Tony Galbreath vs. Kansas City, 9/26/76 (14-146)
- 10.4 Gil Fenerty at L.A. Rams, 12/9/90 (10-104)
- 10.3 Hokie Gajan vs. N.Y. Jets, 11/21/83 (11-113)

Opponent (minimum 8 attempts)

- 12.8 Steve Young at San Francisco, 12/23/90 (8-102)

LONGEST SCORING RUN

- 79 George Rogers at Cleveland, 10/18/81
- 76 George Rogers vs. St. Louis, 9/4/83
- Deuce McAllister at Philadelphia, 11/23/03**
- 74 Tony Galbreath at Kansas City, 9/26/76
- Lorenzo Neal at Atlanta, 9/12/93
- Mario Bates vs. Detroit, 9/21/9

Opponent

- 80 Willie Ellison at L.A. Rams, 12/5/71
- 77 Dick Hoak at Pittsburgh, 10/20/68

LONGEST NON-SCORING RUN

- 73 George Rogers vs. Philadelphia, 10/11/81
 - 71 Deuce McAllister at Carolina, 1/20/05**
- ### Opponent
- 76 Willie Parker at Pittsburgh, 11/12/06
 - 66 Eric Dickerson vs. L.A. Rams, 10/14/84

Receiving

TOTAL RECEIVING YARDS

Career

- 7,854 Eric Martin, 1985-93 (532 rec.)
- 7,622 Joe Horn, 2000-06 (523 rec.)
- 4,875 Danny Abramowicz, 1967-72 (309 rec.)
- 3,849 Hoby Brenner, 1981-93 (267 rec.)
- 3,758 Quinn Early, 1991-95 (270 rec.)

Season

- 1,399 Joe Horn, 2004 (94 rec.)
- 1,340 Joe Horn, 2000 (94 rec.)
- 1,312 Joe Horn, 2002 (88 rec.)
- 1,265 Joe Horn, 2001 (83 rec.)
- 1,202 Marques Colston, 2007 (98 rec.)**

Rookie Season

- 1,038 Marques Colston, 2006 (70 rec.)**

Game

- 205 Wes Chandler vs. Atlanta, 9/2/79 (6 rec.)
- 200 Torrance Small at Denver, 12/24/94 (6 rec.)
- 180 Joe Horn vs. San Francisco, 11/5/00 (10 rec.)
- 179 Floyd Turner vs. Chicago, 10/27/91 (9 rec.)
- 170 Joe Horn vs. Denver, 12/3/00 (10 rec.)

Opponent

- 336 Willie Anderson vs. L.A. Rams, 11/26/89 (15 rec.)
- 248 Richard Johnson at Detroit, 12/3/89 (8 rec.)
- 220 Jimmy Smith, at Jacksonville, 11/21/99 (9 rec.)
- 212 Mark Carrier, Tampa Bay, 12/6/87 (8 rec.)

MOST 100-YARD RECEIVING GAMES

Career

- 27 Joe Horn, 2000-06
- 18 Eric Martin, 1985-93

- 10 Danny Abramowicz, 1967-73
- 9 Wes Chandler, 1978-81
- Donté Stallworth, 2002-05

Season

- 6 Joe Horn, 2002
- 5 Eric Martin, 1989
- Joe Horn, 2000
- Joe Horn, 2004
- 4 Danny Abramowicz, 1969
- Joe Horn, 2001
- Joe Horn, 2003

Marques Colston, 2006
Marques Colston, 2007

Rookie Season

- 4 Marques Colston, 2006**

DUAL 100-YARD RECEIVING GAMES

at Atlanta 11/25/79

- Henry Childs, 3-117, TD; Wes Chandler, 6-103 vs. Philadelphia, 11/9/80
- Wes Chandler, 9-139, TD; Ike Harris, 4-119 vs. Buffalo, 12/27/98
- Brett Bech, 4-113, 2 TD; Cam Cleeland, 10-112, TD vs. Denver, 12/3/00
- Joe Horn, 10-170; Robert Wilson, 8-122 vs. N.Y. Giants, 9/19/05
- Joe Horn, 9-143, TD; Donté Stallworth, 8-141 vs. Baltimore, 10/29/06

Marques Colston, 6-163, 2 TD; Joe Horn, 5-126, TD at Tampa Bay, 11/5/06

Marques Colston, 11-123 TD; Devery Henderson, 3-111 TD

Opponent

- at Cleveland, 11/10/68
- Paul Warfield, 5-107, 1 TD; Leroy Kelly, 3-104, 2 TD at St. Louis, 11/2/69
- Dave Williams, 8-164, 4 TD; John Gilliam, 5-106, 1 TD at Minnesota, 12/1/74
- Jim Lash, 3-112; John Gilliam, 5-109, 2 TD at N.Y. Giants, 9/20/81
- Johnny Perkins, 8-118; Gary Shirk, 11-101, 1 TD at L.A. Rams, 12/9/90
- Willie Anderson, 5-123; Henry Ellard, 5-107, 1 TD at Minnesota, 11/6/94
- Jake Reed, 8-157, 1 TD; Cris Carter, 12-151 vs. Atlanta, 11/13/94
- Terance Mathis, 10-125; Andre Rison, 8-118, 1 TD vs. Atlanta, 9/17/95
- Eric Metcalf, 11-155; Bert Emanuel, 6-104 at Minnesota, 11/19/95
- Qadry Ismail, 5-142, 1 TD; Cris Carter, 12-137, 2 TD vs. Carolina, 11/26/95
- Mark Carrier, 6-132, 2 TD; Willie Green, 4-105, 1 TD vs. Atlanta, 12/13/98
- Tony Martin, 8-109; Terance Mathis, 6-198 vs. St. Louis, 12/12/99
- Torry Holt, 6-113; Isaac Bruce, 4-119 at St. Louis, 10/28/01
- Trung Canidate 10-107; Issac Bruce 7-179, 1 TD

TOTAL RECEPTIONS

Career

- 532 Eric Martin, 1985-93 (7,854 yds.)
- 523 Joe Horn, 2000-06 (7,622 yds.)
- 309 Danny Abramowicz, 1967-73 (4,875 yds.)
- 284 Tony Galbreath, 1976-80 (2,221 yds.)
- 270 Quinn Early, 1991-95 (3,758 yds.)

Season

- 98 Marques Colston, 2007 (1,202 yds.)**
- 94 Joe Horn, 2000 (1,340 yds.)
- Joe Horn, 2004 (1,399 yds.)
- 88 Joe Horn, 2002 (1,312 yds.)
- Reggie Bush, 2006 (742 yds.)**

INDIVIDUAL RECORDS

Rookie Season

- 88 Reggie Bush, 2006 (742 yds.) **(NFL RECORD - ROOKIE RUNNING BACK)**

Game

- 14 Tony Galbreath at Green Bay, 9/10/78 (122 yds.)
- 13 Joe Horn vs. Carolina, 12/2/01 (150 yds.)
- 12 Danny Abramowicz vs. Pittsburgh, 10/29/67 (156 yds.)
- John Beasley vs. San Diego, 11/18/73 (127 yds.)
- Joe Horn at San Diego, 9/10/00 (116 yds.)
- Reggie Bush at Houston, 10/18/07 (70 yds.)**
- Pierre Thomas at Chicago, 12/30/07 (121 yds.)**

Opponent

- 15 Willie Anderson vs. L.A. Rams, 11/26/89 (336 yds.)
- 12 Rickey Young vs. Minnesota, 9/3/78 (134 yds.)
- John Spagnola vs. Philadelphia, 10/6/85 (124 yds.)
- Cris Carter at Minnesota, 11/6/94 (151 yds.)
- Cris Carter at Minnesota, 10/19/95 (137 yds.)

TOUCHDOWNS RECEIVING

Career

- 50 Joe Horn, 2000-06
- 48 Eric Martin, 1985-93
- 37 Danny Abramowicz, 1967-73
- 27 Henry Childs, 1974-80
- 25 Quinn Early, 1991-95

Season

- 11 Joe Horn, 2004
- Marques Colston, 2007**
- 10 Joe Horn, 2003
- 9 Henry Childs, 1977
- Joe Horn, 2001

Rookie Season

- 8 Donté Stallworth, 2002
- Marques Colston, 2006**

Game

- 4 Joe Horn vs. N.Y. Giants 12/21/04

Opponent

- 4 Dave Williams at St. Louis 11/2/69

HIGHEST RECEIVING AVERAGE

Career (minimum 100 receptions)

- 16.4 Ike Harris, 1978-81 (104 rec.-1,710 yds.)
- 15.8 Danny Abramowicz, 1967-73 (309 rec.-4,875 yds.)
- 15.6 Henry Childs, 1974-80 (207 rec.-3,224 yds.)
- 15.4 Wes Chandler, 1978-81 (182 rec.-2,801 yds.)
- 15.1 Bob Newland, 1971-74 (124 rec.-1,877 yds.)

Season (minimum 20 receptions)

- 23.3 Devery Henderson, 2006 (32 rec.-745 yds.)**
- 21.2 Keith Poole, 1998 (24 rec.-509 yds.)
- 20.6 Tyrone Young, 1984 (29 rec.-597 yds.)
- 20.5 Devery Henderson, 2007 (20 rec.-409 yds.)**
- 19.8 Hoby Brenner, 1984 (28 rec.-554 yds.)

Game (minimum 3 receptions)

- 54.7 Eric Martin vs. Green Bay, 9/14/86 (3-164)
- 51.3 Keith Poole at Atlanta, 10/18/98 (3-154)
- 44.7 Joe Horn at Atlanta, 11/17/02 (3-134)
- 39.8 Larry Burton vs. Atlanta, 11/2/75 (4-159)
- 39.5 Devery Henderson at Atlanta, 11/26/06 (4-158)**

Opponent (minimum 3 receptions)

- 44.7 Stephen Baker vs. N.Y. Giants, 11/27/88 (3-134)

LONGEST SCORING RECEPTIONS

- 90 Eddie Kennison from Billy Joe Hobert vs. Atlanta 10/10/99
- 89 Andre Hastings from Kerry Collins vs. Dallas, 12/6/98
- 89 Randal Hill from Heath Shuler at Chicago, 10/5/97
- 86 Marques Colston from Drew Brees**

at Carolina, 10/1/06 - ROOKIE RECORD

- 82 Mike Waters from John Fourcade vs. L.A. Rams, 10/4/87

Opponent

- 98 Michael Haynes from Bobby Hebert at Atlanta, 9/12/93
- 88 Harmon Wages from Bob Berry at Atlanta, 12/7/69

LONGEST NON-SCORING RECEPTIONS

- 96 Walt Roberts from Billy Kilmer at Philadelphia, 11/19/67
- 85 Wes Chandler from Archie Manning at San Francisco, 9/23/79
- 84 Eric Martin from Bobby Hebert vs. Green Bay, 9/14/86
- 84 Ken Burrough from Bob Berry vs. Atlanta, 12/19/71

Total Yards From Scrimmage

TOTAL YARDS (RUSHING & RECEIVING)

Career

- 7,865 Eric Martin, 1985-93 (7,854 receiving)
- 7,653 Joe Horn, 2000-06 (7,622 receiving)
- 7,270 Deuce McAllister, 2001- (5,678 rushing)**
- 6,397 Dalton Hilliard, 1986-93 (4,164 rushing)
- 5,086 Tony Galbreath, 1976-80 (2,865 rushing)

Season

- 2,157 Deuce McAllister, 2003 (1,641 rushing)**
- 1,800 George Rogers, 1981 (1,674 rushing)
- 1,776 Dalton Hilliard, 1989 (1,262 rushing)
- 1,756 Ricky Williams, 2001 (1,245 rushing)
- 1,740 Deuce McAllister, 2002 (1,388 rushing)**

Game

- 237 Deuce McAllister vs. Atlanta, 11/16/03 (173 rushing)**
- 232 Deuce McAllister at Philadelphia, 11/23/03 (184 rushing)**
- 226 Pierre Thomas at Chicago, 12/30/07 (121 receiving)**
- 225 Rueben Mayes vs. Miami, 12/7/86 (203 rushing)
- 206 George Rogers vs. St. Louis, 9/4/83 (all rushing)

Opponent

- 336 Willie Anderson vs. L.A. Rams, 11/26/89 (all receiving)

Passing

TOTAL PASSING YARDS

Career

- 21,734 Archie Manning, 1971-75, 77-82 (3,335 att.-1,849 comp.)
 - 19,156 Aaron Brooks, 2000-05 (2,771 att.-1,563 comp.)
 - 14,630 Bobby Hebert, 1985-89, 91-92 (2,055 att.-1,202 comp.)
 - 10,622 Jim Everett, 1994-96 (1,571 att.-958 comp.)
 - 8,841 Drew Brees, 2006- (1,206 att.-796 comp.)**
- #### Season
- 4,423 Drew Brees, 2007 (652 att.-440 comp.)**
 - 4,418 Drew Brees, 2006 (554 att.-356 comp.)**
 - 3,970 Jim Everett, 1995 (567 att.-345 comp.)
 - 3,855 Jim Everett, 1994 (540 att.-346 comp.)
 - 3,832 Aaron Brooks, 2001 (558 att.-312 comp.)

Game

- 510 Drew Brees vs. Cincinnati, 11/19/06 (37-52)**
- 445 Drew Brees vs. Jacksonville, 11/4/07 (35-49)**
- 441 Aaron Brooks vs. Denver, 12/3/00 (30-48)
- 398 Drew Brees at Pittsburgh, 11/12/06 (31-47)**
- 384 Drew Brees at Dallas, 12/10/06 (26-38)**

Opponent

- 454 Jim Everett vs. L.A. Rams, 11/26/89 (29-51)
- 425 Daunte Culpepper vs. Minn., 10/17/04 (26-37)
- 420 Warren Moon at Minnesota, 11/6/94 (33-52)
- 397 Bill Kenney vs. Kansas City, 9/8/85 (22-34)
- 394 Jake Plummer at Arizona, 12/20/98 (32-44)

INDIVIDUAL RECORDS

MOST 250-YARD PASSING GAMES

Career	
31	Aaron Brooks, 2000-05
23	Archie Manning, 1971-75, 77-82
20	Drew Brees, 2006-
18	Bobby Hebert, 1985-89, 91-92
	Jim Everett, 1994-96

Season

11	Drew Brees, 2007
9	Drew Brees, 2006
8	Archie Manning, 1980
	Jim Everett, 1994
7	Jim Everett, 1995
	Aaron Brooks, 2004, 2003, 2002, 2001

PASS ATTEMPTS

Career	
3,335	Archie Manning, 1971-75, 77-82 (1,849 comp.)
2,771	Aaron Brooks, 2000-05 (1,563 comp.)
2,055	Bobby Hebert, 1985-89, 91-92 (1,202 comp.)
1,571	Jim Everett, 1994-96 (958 comp.)
1,206	Drew Brees, 2006- (796 comp.)

Season

652	Drew Brees, 2007 (440 comp.)
567	Jim Everett, 1995 (345 comp.)
558	Aaron Brooks, 2001 (312 comp.)
554	Drew Brees, 2006 (356 comp.)
542	Aaron Brooks, 2004 (309 comp.)

Game

60	Aaron Brooks, vs. Denver, 11/21/04 (34 comp.)
	Drew Brees, at Chicago, 12/30/07 (35 comp.)
55	Jim Everett, at S.F. 9/25/94 (31 comp.)
54	Aaron Brooks, at N.Y. Giants, 9/30/01 (28 comp.)
53	Archie Manning, at Green Bay, 9/10/78 (33 comp.)

Opponent

59	Steve Grogan at New England, 11/12/89 (27 comp.)
57	Warren Moon at Minnesota, 11/6/94 (33 comp.)

PASS COMPLETIONS

Career	
1,849	Archie Manning, 1971-75, 77-82 (3,335 att.)
1,563	Aaron Brooks, 2000-05 (2,771 att.)
1,202	Bobby Hebert, 1985-89, 91-92 (2,055 att.)
958	Jim Everett, 1994-96 (1,571 att.)
796	Drew Brees, 2006- (1,206 att.)

Season

440	Drew Brees, 2007 (652 att.) - NFL RECORD
356	Drew Brees, 2006 (554 att.)
346	Jim Everett, 1994 (540 att.)
345	Jim Everett, 1995 (567 att.)
312	Aaron Brooks, 2001 (558 att.)

Game

37	Drew Brees, vs. Cincinnati, 11/19/06 (52 att.)
35	Drew Brees, vs. Jacksonville, 11/4/07 (49 att.)
	Drew Brees, at Chicago, 12/30/07 (60 att.)
34	Aaron Brooks, vs. Denver, 11/21/04 (60 att.)
33	Archie Manning, at Green Bay, 9/10/78 (53 att.)
	Jeff Blake, at San Diego, 9/10/00 (46 att.)
	Drew Brees, at Houston, 11/18/07 (49 att.)

Opponent

33	Warren Moon at Minnesota, 11/6/94 (57 att.)
32	Jake Plummer at Arizona, 12/20/98 (44 att.)
	Marc Bulger, vs. St. Louis, 9/26/04 (49 att.)
31	Jim Everett at L.A. Rams, 12/9/90 (50 att.)
	Brett Favre, at Green Bay, 9/17/06 (55 att.)

MOST CONSECUTIVE COMPLETIONS

17	Drew Brees, 12/16-12/23/07
15	Archie Manning, 10/14-10/21/79

Opponent

18	Don Majkowski at Green Bay, 9/17/89
----	-------------------------------------

COMPLETION PERCENTAGE

Career (minimum 500 attempts)	
66.0	Drew Brees, 2006 (1,206 att.-796 comp.)
61.0	Jim Everett, 1994-96 (1,571 att.-958 comp.)
58.5	Bobby Hebert, 1985-89, 91-92 (2,055 att.-1,202 comp.)
57.2	Ken Stabler, 1982-84 (500 att.-326 comp.)
56.4	Aaron Brooks, 2000-05 (2,771 att.-1,563 comp.)

Season (minimum 100 attempts)

67.5	Drew Brees, 2007 (652 att.-440 comp.)
64.3	Drew Brees, 2006 (554 att.-356 comp.)
64.1	Jim Everett, 1994 (540 att.-346 comp.)
62.9	Bobby Hebert, 1989 (353 att.-222 comp.)
61.9	Ken Stabler, 1982 (189 att.-117 comp.)

Game

90.9	Mike Buck, at Pittsburgh, 10/17/93 (11-10)
87.0	Bobby Hebert, vs. Denver, 11/20/88 (23-20)
86.7	Drew Brees, vs. Arizona, 12/16/07 (30-26)
86.4	Aaron Brooks, vs. Indianapolis, 11/18/01 (22-19)
85.2	Jim Everett, at Denver, 12/24/94 (27-23)

Opponent

90.9	Scott Hunter, at Atlanta 10/31/76 (11-10)
90.5	Lynn Dickey, vs. Green, Bay, 12/13/81 (21-19)

TOUCHDOWN PASSES

Career	
120	Aaron Brooks, 2000-05
115	Archie Manning, 1971-75, 77-82
85	Bobby Hebert, 1985-89, 91-92
60	Jim Everett, 1994-95
54	Drew Brees, 2006-

Season

28	Drew Brees, 2007
27	Aaron Brooks, 2002
26	Jim Everett, 1995
	Aaron Brooks, 2001
	Drew Brees, 2006

Game

6	Billy Kilmer, at St. Louis, 11/2/69
5	Aaron Brooks, vs. N.Y. Giants, 12/14/03
	Drew Brees, vs. Dallas, 12/10/06
4	Bobby Hebert, vs. San Francisco, 9/4/88
	Jim Everett, vs. Miami, 10/15/95
	Drew Brees, at San Francisco, 10/28/07

Opponent

6	Charley Johnson at St. Louis, 11/2/69
	Peyton Manning vs. Indianapolis, 9/28/03

PASSER RATING

Career (minimum 500 attempts)	
92.5	Drew Brees, 2006- (796-1,206; 8,841 yds.; 54 TD, 29 INT)
81.1	Jim Everett, 1994-96 (958-1,571; 10,622 yds.; 60 TD, 48 INT)
79.7	Aaron Brooks, 2000-05 (1,563-2,771; 19,156 yds.; 120 TD, 84 INT)
79.1	Bobby Hebert, 1985-89, 1991-92 (1,202-2,055; 14,630 yds.; 85 TD, 75 INT)
72.0	Steve Walsh, 1990-93 (336-620; 3,879 yds.; 25 TD, 22 INT)
67.4	Archie Manning, 1971-75, 1977-82 (1,849-3,335; 21,734 yds.; 115 TD, 147 INT)

Season (minimum 100 attempts)

96.2	Drew Brees, 2006 (356-554; 4,418 yds.; 26 TD, 11 INT)
92.0	John Fourcade, 1989 (61-107; 930 yds.; 7 TD, 4 INT)
89.4	Drew Brees, 2007 (440-652; 4,423 yds.; 28 TD, 18 INT)
88.8	Aaron Brooks, 2003 (306-518; 3,546 yds.; 24 TD, 8 INT)
87.0	Jim Everett, 1995 (345-567; 3,970 yds.; 26 TD, 14 INT)

INDIVIDUAL RECORDS

Game (minimum 10 attempts)

158.3	Mike Buck, at Pittsburgh, 10/17/93 (10-11, 164 yds., 2 TD, 0 INT)
155.8	Jim Everett, at Denver, 12/24/94 (23-27, 343 yds., 3 TD, 0 INT)
148.2	Jeff Blake, vs. San Francisco, 11/5/00 (21-27, 288 yds., 3 TD, 0 INT)
	Aaron Brooks, at Atlanta, 10/19/03 (23-30, 352, 3 TD, 0 INT)
144.1	Aaron Brooks, vs. Indianapolis, 11/18/01 (19-22, 249 yds., 2 TD, 0 INT)
142.4	John Fourcade, at Atlanta, 10/7/90 (10-17, 235 yds., 2 TD, 0 INT)

PASSES INTERCEPTED

Career	
156	Archie Manning, 1971-75, 77-82
84	Aaron Brooks, 2000-05
75	Bobby Hebert, 1985-89, 91-92
62	Billy Kilmer, 1967-70
55	Dave Wilson, 1981, 83-88

Season

22	Aaron Brooks, 2001
21	Archie Manning, 1972
	Aaron Brooks, 2004
20	Archie Manning, 1975
	Archie Manning, 1979
	Archie Manning, 1980

Game

5	Archie Manning vs. Atlanta, 9/16/73
	Archie Manning vs. L.A. Rams, 10/7/79

Opponent

5	Randy Wright vs. Green Bay, 9/14/86
	Scott Campbell at Atlanta, 11/1/87

MOST TIMES SACKED

Career	
337	Archie Manning, 1971-75, 77-82
209	Aaron Brooks, 2000-05
119	Bobby Hebert, 1985-89, 91-92
98	Dave Wilson, 1981, 83-88
85	Billy Kilmer, 1967-70

Season

50	Aaron Brooks, 2001
49	Archie Manning, 1975
43	Archie Manning, 1972
41	Archie Manning, 1980
	Aaron Brooks, 2004
40	Archie Manning, 1971

Game

9	Dave Wilson, at San Francisco, 11/13/83
	Dave Wilson, at L.A. Rams, 11/3/85
	Wade Wilson, at Cleveland, 12/5/93

Opponent

8	Steve Beuerlein, at Carolina, 11/12/00
	Chris Weinke, vs. Carolina, 12/2/01
7	Wade Wilson, at Minnesota, 12/21/86
	Steve Beuerlein, vs. Carolina, 9/12/99

Punting

MOST PUNTS

Career	
515	Tommy Barnhardt, 1987, 89-94, 99 (42.5 avg.)
447	Tom Blanchard, 1974-78 (41.3 avg.)
363	Brian Hansen, 1984-88 (42.0 avg.)
279	Russell Erxleben, 1979-83 (41.2 avg.)
236	Julian Fagan, 1970-72 (41.6 avg.)
Season	
101	Tom Blanchard, 1976 (39.3 avg.)
92	Tom Blanchard, 1975 (41.0 avg.)
89	Russell Erxleben, 1980 (39.2 avg.)
88	Tom Blanchard, 1974 (42.1 avg.)

Mark Royals, 1997 (45.9 avg.)

Mark Royals, 1998 (45.6 avg.)

Game

12	Tom Blanchard vs. Minnesota, 11/16/75 (42.9 avg.)
	Steve O'Neal at San Francisco, 10/21/73 (41.6 avg.)
	Russell Erxleben vs. Washington, 12/26/82 (44.7 avg.)
	Tommy Barnhardt at Baltimore, 12/19/99 (37.2 avg.)

Opponent

12	Todd Sauerbrun at Chicago, 10/5/97 (43.7 avg.)
11	Shawn McCarthy at New England, 11/8/92 (42.1 avg.)

HIGHEST PUNTING AVERAGE

Career (minimum 50 attempts)	
43.8	Mark Royals, 1997-98 (176 punts)
43.8	Steve Weatherford, 2006- (140 punts)
43.7	Mitch Berger, 2003-2005 (227 punts)
42.5	Tommy Barnhardt, 1987, 89-94, 99 (515 punts)
42.2	Tom McNeill, 1967-69 (131 punts)

Season (minimum 40 attempts)

45.9	Mark Royals, 1997 (88 punts)
45.6	Mark Royals, 1998 (88 punts)
44.3	Mitch Berger, 2003 (71 punts)
44.0	Tommy Barnhardt, 1992 (67 punts)
43.8	Brian Hansen, 1984 (69 punts)
	Steve Weatherford, 2006 (77 punts)
	Steve Weatherford, 2007 (63 punts)

LONGEST PUNT

81	Tom McNeill vs. Dallas, 9/28/69
----	---------------------------------

Opponent

87	Dave Finzer at Chicago, 10/7/84
----	---------------------------------

Punt Returns

MOST RETURNS

Career	
142	Michael Lewis, 2001-06 (10.4 avg.)
116	Tyrone Hughes, 1993-96 (9.1 avg.)
104	Jeff Groth, 1981-84 (8.5 avg.)
75	Rich Mauti, 1977-80, 82-83 (8.1 avg.)
70	Vince Buck, 1990-95 (8.1 avg.)

Season

47	Eric Guliford, 1997 (10.6 avg.)
44	Michael Lewis, 2002 (14.2 avg.)
39	Jeff Groth, 1983 (7.1 avg.)
37	Howard Stevens, 1974 (10.2 avg.)
	Rich Mauti, 1977 (7.4 avg.)
	Jeff Groth, 1981 (11.8 avg.)
	Vince Buck, 1990 (8.2 avg.)
	Tyrone Hughes, 1993 (13.6 avg.)

Game

7	Eric Guliford, at Oakland, 11/9/97 (90 yds.)
	Michael Lewis, at Carolina, 11/10/02 (98 yards)
6	Pete Athas, vs. Houston, 10/3/76 (161 yds.)
	Rod Harris, at Detroit, 12/3/89 (38 yds.)
	Bobby Morse, vs. Indianapolis, 12/24/89 (28 yds.)
	Vince Buck, vs. Minnesota, 9/22/91 (37 yds.)
	Tyrone Hughes, at Carolina, 10/22/95 (36 yds.)
	Eric Guliford, at Chicago, 10/5/97 (77 yds.)
	Chad Morton, vs. Detroit, 9/3/00 (36 yds.)

Opponent

10	Mike Nelms, vs. Washington, 12/26/82 (106 yds.)
----	---

MOST YARDS

Career	
1,482	Michael Lewis, 2001-06 (142 ret.)
1,060	Tyrone Hughes, 1993-96 (116 ret.)
887	Jeff Groth, 1981-84 (104 ret.)
657	Mel Gray, 1986-88 (49 ret.)
610	Rich Mauti, 1977-80, 82-83 (75 ret.)

Season

625	Michael Lewis, 2002 (44 ret.)
-----	-------------------------------

INDIVIDUAL RECORDS

- 503 Tyrone Hughes, 1993 (37 ret.)
- 498 Eric Guliford, 1997 (47 ret.)
- 436 Jeff Groth, 1981 (37 ret.)
- 382 Michael Lewis, 2004 (34 ret.)

Game

- 161 Pete Athas, vs. Houston, 10/3/76 (6 ret.)
- 139 Michael Lewis, vs. Carolina, 12/29/02 (5 ret.)
- 130 Mel Gray, vs. Tampa Bay, 12/6/87 (2 ret.)
- 128 Tyrone Hughes, at Rams, 10/3/93 (4 ret.)

Opponent

- 143 Chuck Latourette, vs. St. Louis, 9/29/68 (3 ret.)

HIGHEST RETURN AVERAGE

Career (minimum 20 returns)

- 13.4 Mel Gray, 1986-88 (49 ret.)
- 13.3 Andre Hastings, 1997-99 (23 ret.)
- 10.5 Eric Guliford, 1997-98 (57 ret.)
- 10.4 Michael Lewis, 2001-06 (142 ret.)
- 10.1 Howard Stevens, 1973-74 (54 ret.)

Season (minimum 10 returns)

- 14.7 Mel Gray, 1987 (24 ret.)
- 14.2 Michael Lewis, 2002 (44 ret.)
- 14.0 Andre Hastings, 1998 (22 ret.)
- 13.6 Tyrone Hughes, 1993 (37 ret.)
- 12.2 Mel Gray, 1988 (25 ret.)

LONGEST RETURNS

- 83t Tyrone Hughes, at Philadelphia 12/26/93
- 83t Michael Lewis, at Washington, 10/13/02
- 80 Mel Gray, vs. Tampa Bay 12/6/87

Opponent

- 103t Robert Bailey, vs. L.A. Rams, 10/23/94

PUNTS RETURNED FOR TOUCHDOWNS (7)

- 83 Michael Lewis, at Washington, 10/13/02
- 83 Tyrone Hughes, at Philadelphia, 12/26/93
- 74 Tyrone Hughes, at L.A. Rams, 10/3/93
- 66 Mel Gray, vs. Denver, 11/20/88

65 Reggie Bush, vs. Tampa Bay, 10/8/06

- 56 Derrick Shepard, vs. Dallas, 9/10/89
- 53 Charlie Brown, vs. Pittsburgh, 12/15/68

Opponent (24) Longest:

- 103 Robert Bailey, vs. L.A. Rams, 10/23/94
- 95 Desmond Howard, vs. Detroit, 9/3/00
- 88 Mike Fuller, vs. San Diego, 10/9/77
- 86 Chuck Latourette, vs. St. Louis, 9/29/68
- 84 Ron Smith, at San Diego, 11/18/73
- Winslow Oliver, vs. Carolina, 9/8/96

Kickoff Returns

MOST RETURNS

Career

- 243 Michael Lewis, 2001-06 (24.3 avg.)
- 229 Tyrone Hughes, 1993-96 (25.0 avg.)
- 124 Rich Mauti, 1977-80, 1982-83 (22.9 avg.)
- 106 Fred McAfee, 1991-93, 2000-06 (21.0 avg.)
- 93 Mel Gray, 1986-88 (23.4 avg.)

Season

- 70 Michael Lewis, 2002 (25.8 avg.)
- 70 Tyrone Hughes, 1996 (25.6 avg.)
- 66 Tyrone Hughes, 1995 (24.5 avg.)
- 63 Tyrone Hughes, 1994 (24.7 avg.)
- 53 Dino Philyaw, 1999 (22.0 avg.)

Game

- 8 Tyrone Hughes, vs. San Diego, 10/16/94 (196 yds.)
- Tyrone Hughes, at Minnesota, 11/19/95 (156 yds.)
- Michael Lewis, at Detroit, 9/29/02 (158 yds.)
- Aaron Stecker, vs. Carolina, 12/5/04 (214 yds.)**
- Pierre Thomas, vs. St. Louis, 11/11/07 (233 yds.)**

Opponent

- 8 Troy Walters, vs. Minnesota, 10/7/01 (178 yds.)
- 7 Ladell Betts, at Washington, 10/13/02 (160 yds.)

- Dennis Pearson, vs. Atlanta, 9/2/79 (122 yds.)
- Butler By'not'e, vs. Carolina, 11/26/95 (110 yds.)
- Allen Rossum, at Atlanta, 10/19/03 (127 yds.)
- Jamal Robertson, vs. San Francisco, 9/19/04 (183 yds.)

MOST YARDS

Career

- 5,903 Michael Lewis, 2001-06 (243 ret.)
- 5,717 Tyrone Hughes, 1993-96 (229 ret.)
- 2,836 Rich Mauti, 1977-80, 82-83 (124 ret.)
- 2,233 Fred McAfee, 1991-93, 2000-06 (106 ret.)
- 2,172 Mel Gray, 1986-88 (93 ret.)

Season

- 1,807 Michael Lewis, 2002 (70 ret.)
- 1,791 Tyrone Hughes, 1996 (70 ret.)
- 1,617 Tyrone Hughes, 1995 (66 ret.)
- 1,556 Tyrone Hughes, 1994 (63 ret.)
- 1,215 Michael Lewis, 2004 (53 ret.)

Game

- 304 Tyrone Hughes, vs. L.A. Rams 10/23/94 (7 ret.)
- 233 Pierre Thomas, vs. St. Louis, 11/11/07 (8 ret.)**
- 215 Dino Philyaw, vs. St. Louis 12/12/99 (7 ret.)
- 214 Aaron Stecker, vs. Carolina, 12/5/04 (8 ret.)
- 205 Tyrone Hughes, at Cincinnati 9/15/96 (7 ret.)

Opponent

- 203 Jason Tucker, vs. Dallas 12/24/99 (6 ret.)
- 198 Clarence Verdin, at Atlanta 12/11/94 (7 ret.)
- 190 Deion Sanders, vs. Atlanta 12/3/92 (6 ret.)
- 189 Dave Hampton, at Green Bay 11/28/71 (5 ret.)

HIGHEST RETURN AVERAGE

Career (minimum 25 returns)

- 26.3 Walt Roberts, 1967 (28 ret.)
- 26.1 John Gilliam, 1967-68, 77 (31 ret.)
- 25.5 Eric Guliford, 1997-98 (61 ret.)
- 25.0 Tyrone Hughes, 1993-96 (229 ret.)
- 24.3 Michael Lewis, 2001-06 (243 ret.)

Season (minimum 10 returns)

- 30.1 John Gilliam, 1967 (16 ret.)
- 27.9 Don Shy, 1969 (16 ret.)
- 27.9 Mel Gray, 1986 (31 ret.)
- 27.8 Bobby Morse, 1989 (10 ret.)
- 27.6 Rod McNeill, 1975 (10 ret.)

KICKOFFS RETURNED FOR TOUCHDOWNS (14)

- 102 Eric Guliford, at St. Louis, 8/31/97
- 101 Mel Gray, at San Francisco, 9/21/86
- 100 Aaron Craver, at Minnesota, 11/8/98
- 99 Bobby Morse, at Detroit, 12/3/89
- Tyrone Hughes, at Minnesota, 11/28/93
- 98 Tyrone Hughes, vs. L.A. Rams, 10/23/94
- 98 Aaron Stecker, at Tampa Bay, 12/19/04**
- 97 Michael Lewis, vs. Minnesota, 12/15/02
- 96 Michael Lewis, vs. Atlanta, 12/26/04
- 94 John Gilliam, vs. L.A. Rams, 9/17/67
- 92 Clarence Chapman, at San Francisco, 11/27/77
- 92 Tyrone Hughes, vs. L.A. Rams, 10/23/94
- 91 Walt Roberts, vs. Philadelphia, 11/5/67
- 90 Michael Lewis, at Washington, 10/13/02

Opponent (12)

- 105 Travis Williams, at L.A. Rams, 12/5/71
- 100 Rod Smart, at Carolina, 10/5/03
- Maurice Jones-Drew, vs. Jacksonville, 11/4/07
- Dexter Carter, at San Francisco, 12/1/91
- 95 Nate Lewis, at San Diego, 11/17/91
- Michael Bates, at Carolina, 1/2/00
- 94 Cliff Austin, at Atlanta, 10/20/85
- Chad Morton, at Washington, 11/30/03
- 93 Steve Odum, vs. Green Bay, 10/12/75
- Ronney Jenkins, vs. Detroit, 9/10/00
- 90 Dave Hampton, at Green Bay, 11/28/71
- 88 Darrick Vaughn, vs. Atlanta, 12/17/00

INDIVIDUAL RECORDS

Combined Kickoff/Punt Returns

MOST RETURNS

Career

- 385 Michael Lewis, 2001-06
- 345 Tyrone Hughes, 1993-96
- 199 Rich Mauti, 1977-80, 82-83
- 142 Mel Gray, 1986-88
- 118 Eric Guliford, 1997-98

Season

- 114 Michael Lewis, 2002
- 100 Tyrone Hughes, 1996
- 94 Tyrone Hughes, 1995
- 90 Eric Guliford, 1997
- 85 Michael Lewis, 2004

Game

- 11 Tyrone Hughes, at Carolina, 10/22/95
- Tyrone Hughes, vs. Arizona, 9/22/96
- Michael Lewis, at Carolina, 11/10/02
- 10 Tyrone Hughes, vs. L.A. Rams, 10/23/94
- Chad Morton, vs. Detroit, 9/3/00
- Chad Morton, at San Diego, 9/10/00
- Michael Lewis, at Carolina, 10/14/01
- Michael Lewis, at Detroit, 9/29/02
- Az-Zahir Hakim, at St. Louis, 10/23/05

MOST YARDS

Career

- 7,385 Michael Lewis, 2001-06
- 6,777 Tyrone Hughes, 1993-96
- 3,446 Rich Mauti, 1977-80, 82-83
- 2,829 Mel Gray, 1986-88
- 2,233 Fred McAfee, 1991-93, 2000-06

Season

- 2,432 Michael Lewis, 2002 - **NFL RECORD**
- 1,943 Tyrone Hughes, 1996
- 1,879 Tyrone Hughes, 1995
- 1,699 Tyrone Hughes, 1994
- 1,626 Eric Guliford, 1997

Game

- 347 Tyrone Hughes, vs. L.A. Rams, 10/23/94
- 286 Michael Lewis, at Washington, 10/13/02
- 233 Pierre Thomas, vs. St. Louis, 11/11/07**
- 232 Eric Guliford, at St. Louis, 8/31/97
- 231 Chad Morton, at San Diego, 9/10/00

Opponent

- 233 Chuck Latourette, vs. St. Louis, 9/29/68
- 225 Brian Mitchell, vs. Washington, 9/11/94

MOST RETURNS FOR TOUCHDOWNS

Career

- 5 Tyrone Hughes, 1993-95
- 4 Michael Lewis, 2001-06
- 2 Mel Gray, 1986-88

Season

- 3 Tyrone Hughes, 1993
- Michael Lewis, 2002
- 2 Tyrone Hughes, 1994

Game

- 2 Tyrone Hughes vs. L.A. Rams, 10/23/94
- Michael Lewis at Washington, 10/13/02

Opponent

- 1 36 times

Interceptions

MOST INTERCEPTIONS

Career

- 37 Dave Waymer, 1980-89 (395 yds.)
- 36 Tommy Myers, 1972-81 (621 yds.)
- 28 Sammy Knight, 1997-2002 (464 yds.)

- 21 Gene Atkins, 1987-93 (324 yds.)
- Dave Whitsell, 1967-69 (242 yds.)

Season

- 10 Dave Whitsell, 1967 (178 yds.)
- 9 Dave Waymer, 1986 (48 yds.)
- 7 Tommy Myers, 1979 (127 yds.)
- 6 Eight times (last: Sammy Knight, 2001; 114 yds.)

Game

- 3 Tommy Myers vs. Minnesota, 9/3/78 (151 yds.)
- Dave Waymer vs. Philadelphia, 10/6/85 (28 yds.)
- Reggie Sutton at Chicago, 10/18/87 (42 yds.)
- Gene Atkins at Phoenix, 12/22/91 (198 yds.)
- Sammy Knight at Buffalo, 9/9/01 (40 yds.)

Opponent

- 3 Pat Thomas vs. L.A. Rams, 10/7/79 (5 yds.)
- Leonard Coleman at Indianapolis, 10/12/86 (31 yds.)
- Rod Woodson at San Francisco, 9/14/97 (81 yds.)
- Ronde Barber at Tampa Bay, 12/23/01 (56 yds.)
- Keith Bulluck, vs. Tennessee, 9/24/07 (51 yds.)

MOST YARDS RETURNED

Career

- 621 Tommy Myers, 1972-81 (36 ret.)
- 464 Sammy Knight, 1997-2002 (28 ret.)
- 395 Dave Waymer, 1980-89 (37 ret.)
- 324 Gene Atkins, 1987-93 (21 ret.)
- 280 Toi Cook, 1987-93 (16 ret.)

Season

- 198 Gene Atkins, 1991 (5 ret.)
- 178 Dave Whitsell, 1967 (10 ret.)
- 171 Sammy Knight, 1998 (6 ret.)
- 167 Tommy Myers, 1978 (6 ret.)
- 161 Mike McKenzie, 2007 (3 ret.)**

Game

- 151 Tommy Myers vs. Minnesota, 9/3/78 (3 ret.)
- 99 Gene Atkins at Phoenix, 12/22/91 (3 ret.)
- 98 Sammy Knight at Minnesota, 11/8/98 (2 ret.)
- 94 Bo Burris vs. Minnesota, 10/13/68 (1 ret.)
- Opponent**
- 95 Nick Barnett at Green Bay 10/9/05 (1 ret.)

MOST RETURNS FOR TOUCHDOWNS

Career

- 4 Sammy Knight, 1997-2002
- 3 Jim Merlo, 1973-79
- Brett Maxie, 1985-93
- 2 Dave Whitsell, 1967-69
- Tommy Myers, 1972-81
- Johnnie Poe, 1981-87
- Dennis Winston, 1982-85
- Toi Cook, 1987-93
- Mike McKenzie, 2004-**

Season

- 2 Dave Whitsell, 1967
- Jim Merlo, 1976
- Dennis Winston, 1984
- Sammy Knight, 1998
- Sammy Knight, 2000
- Mike McKenzie, 2004-**

Game

- 1 29 times (last: Roman Harper at Atlanta, 12/10/07)

Opponent

- 2 Eric Allen, at Philadelphia 12/26/93

LONGEST RETURNS

- 97t Tommy Myers, vs. Minnesota, 9/3/78
- 94t Bo Burris, vs. Minnesota, 10/13/68
- 91t Sammy Knight, at Minnesota, 11/8/98

Opponent

- 95t Nick Barnett, at Green Bay, 10/9/05
- 88 Ross Fichtner, vs. Cleveland, 10/1/67

INDIVIDUAL RECORDS

(lateral from Erich Barnes)

83t Matt Giordano, vs. Tennessee, 9/24/07

Quarterback Sacks (since 1982)

MOST SACKS

Career

115 Rickey Jackson, 1981-93
82.5 Wayne Martin, 1989-99
76.5 Pat Swilling, 1986-92
52.5 Frank Warren 1981-89,91-94
50.5 Joe Johnson, 1994-98,2000-01

Season

17 La'Roi Glover, 2000
17 Pat Swilling, 1991
16.5 Pat Swilling, 1989
15.5 Wayne Martin, 1992
13.5 Rickey Jackson, 1992
Charlie Clemons, 2001

Season-Rookie

11 Darren Howard, 2000
9 Renaldo Turnbull, 1990
7.5 Will Smith, 2004
7 Charles Grant, 2002

Game

4 Rickey Jackson, at Atlanta, 12/14/86
Rickey Jackson, at Detroit, 9/18/88
Pat Swilling, vs. Tampa Bay, 11/11/90
Wayne Martin, vs. Atlanta, 12/3/92
Wayne Martin, vs. Detroit, 9/21/97
3.5 Jim Wilks, at Philadelphia, 12/11/83
Pat Swilling, at Atlanta, 11/19/89

Opponent

6 Fred Dean, at San Francisco 11/13/83

Fumbles

MOST OPPONENT FUMBLES RECOVERED

Career

26 Rickey Jackson, 1981-93
17 Sam Mills, 1986-94
14 Dave Waymer, 1980-89
13 Gene Atkins, 1987-93
13 Wayne Martin, 1989-99

Season

7 Rickey Jackson, 1990
5 Joe Federspiel, 1975
Maurice Spencer, 1976
Jack Del Rio, 1985
James Geathers, 1989
Sammy Knight, 2001

Game

3 Maurice Spencer, vs. Atlanta 10/10/76

LONGEST FUMBLE RETURN

90t Keith Mitchell, at Carolina, 11/12/00
86t Tyrone Hughes, vs. San Francisco, 11/28/94
85t Ernie Jackson, vs. Atlanta, 10/15/72
76t Sam Mills, at N.Y. Jets, 12/26/92

Opponent

98t Toby Wright, vs. L.A. Rams, 10/23/94
96t C.L. Whittington, vs. Houston, 10/3/76

MOST OWN FUMBLES RECOVERED

Game

3 Marcus Dowdell at Phoenix, 10/18/92
Kyle Turley vs. St. Louis, 12/24/00

MOST FUMBLES RETURNED FOR TOUCHDOWNS

Career

2 Robert "Pig" Goff, 1990-95
Tyrone Hughes, 1993-95
Sam Mills, 1986-94
Tommy Myers, 1972-81
Frank Warren, 1981-89,91-93
Keith Mitchell, 1997-2001

Season

2 Robert "Pig" Goff, 1992
Tyrone Hughes, 1994

MOST TIMES FUMBLE

Career

62 Archie Manning, 1971-75,77-82
59 Aaron Brooks, 2000-05
30 Dalton Hilliard, 1986-93
27 George Rogers, 1981-84
Bobby Hebert, 1985-89,91-92
Chuck Muncie, 1976-80
25 Dave Wilson, 1981,83-89

Season

14 Aaron Brooks, 2002 (11 lost)
13 Aaron Brooks, 2001 (3 lost)
Aaron Brooks, 2004 (2 lost)
11 George Rogers, 1981 (6 lost)

Game

4 Aaron Brooks, vs. Tampa Bay, 12/7/03 (3 lost)
3 Billy Kilmer, at St. Louis 12/3/67
Billy Kilmer, vs. Cleveland 10/12/69
Howard Stevens, at Dallas 9/24/73
Hokie Gajan, vs. Tampa Bay 9/22/85 (2 lost)
Rueben Mayes, vs. S.F. 10/25/87 (2 lost)
Rueben Mayes, at Pittsburgh 11/29/87 (2 lost)
Heath Shuler, vs. Atlanta 10/12/97 (1 lost)
Ricky Williams, vs. S.F. 1/6/02 (2 lost)
Aaron Brooks, at Cincinnati, 12/22/02 (3 lost)
Aaron Brooks, vs. San Francisco, 9/19/04 (2 lost)

* - Records as a result of the strike-shortened season in 1982 (nine games)

Scoring

MOST POINTS

Season

432 2002
422 1987
413 2006
Opponent
487 1980

Game

51 Saints 51 at St. Louis 42, 11/6/69; Saints 51 at Seattle 27, 11/21/76.

Opponent

62 Atlanta 62 at Saints 7, 9/16/73

Half

42 at Tampa Bay, 10/14/79
(Second half)

Opponent

38 Atlanta, 9/16/73 (Second half)

Quarter

28 at Seattle, 11/21/76 (3rd); vs. Oakland, 12/3/79 (2nd).

25 at St. Louis, 10/28/01 (3rd)

Opponent

28 at Philadelphia, 11/19/67
(2nd); at Chicago, 10/10/71
(2nd); vs. L.A. Rams, 10/7/79
(2nd).

FEWEST POINTS

Season

129 1982*
163 1973
Opponent
160 1982*
202 1992

Game

0 14 times (last vs. San Francisco, 1/6/02)

Opponent

0 12 times (last at N.Y. Jets, 12/24/95)

MOST TOUCHDOWNS

Season

49 2002, 2006
47 2007
46 1979, 1987, 1989

Opponent

60 1980

Game

7 at St. Louis, 11/2/69
6 at Seattle, 11/21/76; at Chicago, 10/2/77; at Tampa Bay, 10/14/79; vs. Denver, 11/20/88; at Atlanta, 10/19/03; vs. N.Y. Giants, 12/14/03; at Dallas, 12/10/07

Opponent

8 vs. Atlanta 9/16/73

FEWEST TOUCHDOWNS

Season

16 1973, 1982*
17 1970

Opponent

19 1982*
23 1991

MOST GAMES WITHOUT YIELDING A TOUCHDOWN

5 1991 (Two shutouts)

MOST TOUCHDOWNS RUSHING

Season

28 1979
20 1987

Opponent

28 1980

Game

5 at Tampa Bay, 10/14/79.

Opponent

5 at St. Louis, 10/23/77; at N.Y. Giants, 9/24/95.

FEWEST TOUCHDOWNS RUSHING

Season

4 1970, 1985
5 1972, 1973

Opponent

6 1987, 1991

MOST TOUCHDOWNS PASSING

Season

28 2007
27 2001, 2006
26 1980, 1995, 2001, 2002

Opponent

34 1999

Game

6 at St. Louis, 11/2/69

Opponent

6 at St. Louis, 11/2/69

FEWEST TOUCHDOWNS PASSING

Season

8 1975, 1976, 1981, 1982*
Opponent
11 1982*
12 1991

MOST FIELD GOALS

Season

33 1987 (42 attempts)
31 1985 (35 attempts)
31 2002 (35 attempts)

Opponent

33 1996 (42 attempts)

Game

5 at Green Bay (Milw.), 11/28/71
(6 att.); vs. L.A. Rams,

TEAM RECORDS

12/1/85 (5 att.); vs. San Francisco, 10/25/87 (7 att.); vs. Atlanta, 12/3/92 (5 att.); at Atlanta, 12/11/94 (5 att.); vs. Minnesota, 10/7/01 (5 att.); at St. Louis, 10/28/01 (5 att.); at St. Louis, 9/26/04 (6 att.).

Opponent

6 at N.Y. Jets, 12/3/72 (7 att.); vs. San Francisco, 10/16/83 (6 att.); vs. Atlanta, 11/13/94 (6 att.); vs. Carolina, 12/5/04 (6 att.).

MOST DEFENSIVE TOUCHDOWNS

Season

9 1998
6 1992

Opponent

9 1993

MOST POINTS AFTER TOUCHDOWN

Season

46 2006 (47 att.)
44 1979 (46 att.), 1989 (46 att.)

Opponent

56 1980 (60 att.)

Game

6 at St. Louis, 11/2/69 (7 att.); at Seattle, 11/21/76 (6 att.); at Chicago, 10/2/77 (6 att.); at Tampa Bay, 10/14/79 (6 att.); vs. Denver, 11/20/88 (6 att.); at Atlanta, 10/19/03 (6 att.); vs. N.Y. Giants, 12/14/03 (6 att.); at Dallas, 12/10/06 (6 att.).

Opponent

8 vs. Atlanta 9/16/73 (8 att.)

FEWEST POINTS AFTER TOUCHDOWN

Season

15 1982* (16 att.)
16 1970 (17 att.), 1973 (16 att.)

Opponent

19 1982* (19 att.)
22 1991 (23 att.), 1992 (24 att.)

MOST TWO-POINT CONVERSIONS

Season

4 2002 (11 att.), 2007 (5 att.)
3 1999 (6 att.)
2 1994 (6 att.), 1995 (9 att.), 1996 (6 att.), 2006 (2 att.)

Opponent

4 2002 (5 att.)
3 1994 (4 att.), 1995 (5 att.)

Game

2 vs. St. Louis, 11/11/07
1 22 times (last at Chicago, 12/30/07)

Opponent

2 vs. Carolina, 11/26/95

TEAM RECORDS

GREATEST MARGIN OF VICTORY

42 Denver 0 at Saints 42, 11/20/88

GREATEST MARGIN OF DEFEAT

55 Atlanta 62 at Saints 7, 9/16/73

MOST CONSECUTIVE GAMES

SCORING

216 12/11/83 through 10/12/97 (streak ended vs. Carolina 10/19/97)

LONGEST WINNING STREAK

9 11/1 through 12/27/87; 12/23/90 through 10/20/91
7 9/11 through 10/23/88

LONGEST LOSING STREAK

14 9/7 through 12/7/80

FirstDowns

MOST FIRST DOWNS

Season
346 2007
330 2006
315 1979
312 2000
2005

Opponent

360 1980

Game

32 vs. Atlanta, 1/2/83
vs. Atlanta, 10/16/05
vs. Jacksonville, 11/4/07
30 at St. Louis, 10/11/87
vs. Atlanta, 11/13/94

Opponent

35 vs. Atlanta, 9/2/79

FEWEST FIRST DOWNS

Season
173 1982*
183 1970

Opponent

151 1982*
214 1991

Game

2 at San Francisco, 10/21/73
3 vs. St. Louis, 10/5/80

Opponent

6 vs. L.A. Rams, 9/15/91; vs. Minnesota, 9/22/91; vs. L.A. Raiders, 12/16/91; at New England, 11/8/92; at New York Giants, 12/24/06.

MOST FIRST DOWNS RUSHING

Season
160 1979
135 1983

Opponent

178 1980

Game

19 at Seattle 11/21/76

Opponent

23 vs. St. Louis 10/4/80

FEWEST FIRST DOWNS RUSHING

Season

55 1970
67 1967, 1998

Opponent

58 1982*
63 1991

Game

0 at Philadelphia, 10/26/69; vs. St. Louis, 10/5/80; vs. San Francisco, 9/3/95; at Baltimore Ravens, 12/19/99; at Jacksonville, 12/21/03; vs. Baltimore Ravens, 10/29/06.

Opponent

0 vs. New England, 11/30/86; at Detroit, 9/18/88; vs. Carolina, 10/15/00.

MOST FIRST DOWNS PASSING

Season
232 2007
207 2006
203 1994

Opponent
208 1994, 1998

Game

25 vs. Cincinnati, 11/19/06
vs. Jacksonville, 11/11/07
24 vs. Washington, 9/11/94

Opponent

23 at Minnesota, 11/6/94

FEWEST FIRST DOWNS PASSING

Season

76 1982*
82 1975

Opponent

81 1982*
103 1977

Game

0 at San Francisco, 10/21/73

Opponent

0 at St. Louis, 10/11/87

MOST FIRST DOWNS BY PENALTY

Season

41 2005
32 1999, 2004
31 1969, 1971, 2002

Opponent

34 1987
33 2005

Game

7 at N.Y. Jets, 10/26/86; at Tampa Bay, 9/24/89; at Atlanta, 12/5/99

Opponent

6 vs. San Francisco, 10/25/87; at New England, 11/12/89; at St. Louis, 11/26/00; at Atlanta, 12/9/01

NetYards

MOST YARDS

Season

6,264 2006 (1,761 rush, 4,503 pass)
5,627 1979 (2,476 rush, 3,151 pass)
5,780 2007 (1,466 rush, 4,314 pass)

Opponent

6,218 1980 (3,106 rush, 3,112 pass)

Game

595 vs. Cincinnati, 11/19/06 (91 rush, 504 pass)
557 at Atlanta, 9/12/93 (227 rush, 330 pass)

Opponent

605 vs. Minnesota, 10/17/04 (188 rush, 417 pass)

552 vs. Atlanta, 9/2/79 (257 rush, 295 pass)

FEWEST YARDS

Season

2,655 1982* (1,257 rush, 1,398 pass)
3,187 1975 (1,642 rush, 1,545 pass)

Opponent

2,607 1982* (974 rush, 1,633 pass)
3,797 1974 (1,758 rush, 2,039 pass)

Game

60 vs. Minnesota, 11/16/75 (67 rush, -7 pass)
80 vs. St. Louis, 10/5/80 (15 rush, 65 pass)

Opponent

117 vs. L.A. Raiders, 12/16/91 (71 rush, 46 pass)

120 vs. L.A. Rams, 9/15/91 (77 rush, 43 pass)

HIGHEST AVERAGE PER OFFENSIVE PLAY

Season

5.8 2006 (1,075 plays-6,264 yds.)
5.6 1979 (995 plays-5,627 yds.)

Opponent

6.1 1969 (822 plays-5,018 yds.)

Game

9.0 at New England, 12/3/95 (432 yds.)
8.3 at Atlanta, 9-12-93 (557 yds.)

Opponent

8.9 vs. Minnesota, 10/17/04 (605yds.)

LOWEST AVERAGE PER

OFFENSIVE PLAY

Season

3.5 1975 (908 plays-3,189 yds.)
4.0 1973 (929 plays-3,744 yds.), 1974 (872 plays-3,501 yds.)

Opponent

4.3 1992 (949 plays-4,075 yds.), 1997 (1073 plays-4,645 yds.)

Rushing

MOST YARDS

Season

2,476 1979 (551 att.)
2,461 1983 (595 att.)

Opponent

3,106 1980 (630 att.)

Game

307 at L.A. Rams, 11/8/81 (52 att.)
299 at Kansas City, 9/26/76 (44 att.)

Opponent

340 vs. L.A. Rams, 11/25/73 (55 att.)

FEWEST YARDS

Season

1,192 1967 (334 att.)
1,215 1970 (371 att.)

Opponent

974 1982* (255 att.)
1,213 1991 (334 att.)

Game

7 vs. San Francisco, 10/1/72 (16 att.)
11 vs. N.Y. Giants, 12/20/93 (12 att.)
at Baltimore, 12/19/99 (16 att.)

Opponent

2 vs. New England, 11/30/86 (18 att.)

MOST ATTEMPTS

Season

595 1983 (2,461 yds.)
569 1987 (2,190 yds.)

Opponent

630 1980 (3,106 yds.)

Game

55 at Atlanta, 10/20/74 (232 yds.)
at San Francisco 10/15/78 (175 yds.)

Opponent

62 vs. St. Louis, 10/5/80 (330 yds.)

FEWEST ATTEMPTS

Season

331 1982* (1257 yds.)
334 1967 (1193 yds.)

Opponent

255 1982* (974 yds.)
334 1991 (1213 yds.)

Game

9 vs. St. Louis, 10/5/80 (15 yds.)
vs. Denver, 12/3/00 (21 yds.)

Opponent

10 vs. Dallas 9/10/89 (20 yds.)
at St. Louis, 11/26/00 (28 yds.)

HIGHEST AVERAGE PER RUSH

Season

4.5 1979 (551 att.-2,476 yds.)
2002 (448 att.-2,000 yds.)
4.3 1969 (399 att.-1,705 yds.)
1993 (414 att.-1,766 yds.)

Opponent

4.9 1980 (630 att.-3,106 yds.)
2006 (418 att.-2,063 yds.)

Game

7.4 vs. Philadelphia, 10/1/95 (16 att.-119 yds.)
7.3 at Atlanta, 9/12/93 (31 att.-227 yds.)

Opponent

8.3 at Pittsburgh, 11/12/06 (26 att.-217 yds.)

8.1 at Carolina, 11/30/97 (23 att.-186 yds.)

LOWEST AVERAGE PER RUSH

Season

3.3 1970 (371 att.-1,215 yds.)
3.4 1996 (386 att.-1,308 yds.)

Opponent

3.2 1986 (486 att.-1,559 yds.)

Game

0.4 vs. San Francisco, 10/1/72 (16 att.-7 yds.)

Opponent

0.1 New England, 11/30/86 (18 att.-2 yds.)

Passing

MOST NET YARDS

Season

4,503 2006
4,314 2007

Opponent

3,968 1998
3,924 2007

Game

504 vs. Cincinnati, 11/19/06
435 vs. Jacksonville, 11/4/07

Opponent

426 at St. Louis, 10/28/01

FEWEST NET YARDS

Season

1,398 1982*
1,545 1975

Opponent

1,633 1982*
1,893 1977

Game

-15 at San Francisco, 10/21/73
-7 vs. Minnesota, 11/16/75

TEAM RECORDS

Opponent

4 at St. Louis, 10/11/87

MOST ATTEMPTS

Season

652 2007 (440 comp.)
593 2002 (343 comp.)
580 2006 (372 comp.)

Opponent

577 1989 (320 comp.)

Game

60 vs. Denver, 11/21/04 (34 comp.)
at Chicago, 12/30/07 (35 comp.)

55 at San Francisco, 9/25/94 (31 comp.)

Opponent

59 at New England, 11/12/89 (27 comp.)

FEWEST ATTEMPTS

Season

248 1982* (137 comp.)
321 1977 (166 comp.)

Opponent

290 1977 (154 comp.)

Game

4 at San Francisco, 10/15/78 (2 comp.)

Opponent

10 at New England, 12/4/83 (3 comp.)
at St. Louis, 10/1/87 (3 comp.)

MOST COMPLETIONS

Season

440 2007 (652 att.)
372 2006 (580 att.)
366 1994 (569 att.)

Opponent

353 1994 (559 att.)

Game

37 vs. Cincinnati, 11/19/06 (52 att.)
35 vs. Jacksonville, 11/4/07 (49 att.)
at Chicago, 12/30/07 (60 att.)

Opponent

33 at Minnesota, 11/6/94 (57 att.)

FEWEST COMPLETIONS

Season

137 1982* (248 att.)
163 1973 (338 att.)

Opponent

149 1982* (245 att.)
153 1968 (366 att.)

Game

2 at San Francisco, 10/15/78 (4 att.)

Opponent

3 at New England, 12/4/83 (10 att.)
at St. Louis, 10/11/87 (10 att.)

TEAMRECORDS

HIGHEST COMPLETION PERCENTAGE

Season
67.5 2007 (440 comp.-652 att.)
64.3 1994 (366 comp.-569 att.)
64.1 2006 (372 comp.-580 att.)
Opponent
63.1 1994 (353 comp.-559 att.)

Game

87.0 vs. Denver, 11/20/88
(20 comp.-23 att.)
86.7 vs. Arizona, 12/16/07
(26 comp.-30 att.)
84.2 vs. Dallas, 9/10/89
(16 comp.-19 att.)

Opponent

90.5 vs. Green Bay, 12/13/81 (19 comp.-21 att.)

LOWEST COMPLETION PERCENTAGE

Season
46.2 1975 (181 comp.-392 att.)
47.0 1971 (182 comp.-387 att.)

Opponent

41.8 1968 (153 comp.-366 att.)

Game

23.5 vs. L.A. Rams, 9/3/81
(4 comp.-17 att.)
26.9 at Chicago, 10/7/84
(7 comp.-26 att.)

Opponent

22.7 vs. Chicago, 10/27/91
(5 comp.-22 att.)

MOST PASSES INTERCEPTED

Season
33 1997
30 1999
Opponent
30 1987

Game

6 vs. Atlanta, 9/16/73
at San Francisco, 9/14/97
5 vs. L.A. Rams, 10/7/79
Opponent
7 vs. Green Bay, 9/14/86

FEWEST PASSES HAD INTERCEPTED

Season
8 2003
12 1987
13 2006
Opponent
8 1990

Interceptions

MOST INTERCEPTIONS

Season
30 1987
29 1991
Opponent
33 1997

Game

7 vs. Green Bay, 9/14/86
5 at Atlanta, 11/1/87
vs. N.Y. Giants, 11/22/87
at Philadelphia, 10/13/9
at Phoenix, 12/22/91

Opponent

6 vs. Atlanta, 9/16/73
vs. San Francisco, 9/14/97

FEWEST INTERCEPTIONS

Season
8 1990
9 1982*
Opponent
8 2003
12 1987

MOST RETURN YARDAGE

Season
482 1991 (29 int.)
466 1998 (21 int.)
Opponent
483 1999 (30 int.)

Game

176 vs. Minnesota, 9/3/78 (4 int.)
126 vs. Minnesota, 10/13/68 (2 int.)
Opponent
136 at Minnesota, 12/4/88 (2 int.)

FEWEST RETURN YARDAGE

Season
73 1969 (12 int.)
83 1977 (10 int.)
Opponent
79 1982* (14 int.)
93 1996 (17 int.)

MOST RETURNS FOR TOUCHDOWNS

Season
5 1998
4 2000
Opponent
6 1993

Game

1 43 times (last at Atlanta, 12/10/07)
Opponent
3 vs. Tampa Bay, 12/11/77

Fumbles

MOST
Season
40 1981 (20 lost)
37 1983 (22 lost)
Opponent
43 1975 (23 lost)

Game

7 at L.A. Rams, 11/8/81 (2 lost);
vs. New England, 11/30/86 (5 lost).

Opponent

7 vs. Cleveland, 12/12/71 (5 lost);
at L.A. Rams, 12/16/79 (4 lost);
at N.Y. Jets 10/26/86 (2 lost).

FEWEST

Season
17 1982* (10 lost)
19 1968 (11 lost); 1995 (11 lost)
Opponent
19 2005 (9 lost)
20 1969 (10 lost)

MOST LOST

Season
22 1983 (37 fumbles)
22 1997 (34 fumbles)
Opponent
27 1976 (38 fumbles)

Game

5 vs. New England, 11/30/86 (7 fumbles)
Opponent
5 vs. Dallas, 11/3/68 (5 fumbles);
vs. Cleveland, 12/12/71 (7 fumbles);
at Atlanta, 11/25/79 (6 fumbles).

FEWEST LOST

Season
9 1999 (26 fumbles)
10 1982* (17 fumbles)
2004 (23 fumbles)
2006 (23 fumbles)
Opponent
8 2006 (22 fumbles)
9 2005 (19 fumbles)

MOST RETURNED FOR TOUCHDOWNS

Season
5 1998
3 1992
Opponent
4 1975

Game

2 at San Francisco, 10/19/75

Opponent

2 at St. Louis, 10/11/87

Turnovers

MOST
Season
55 1997
47 1981, 1983
Opponent
49 1981, 1987

Game

8 vs. Atlanta, 9/16/73
vs. Detroit, 10/28/90
at San Francisco, 9/14/97

Opponent

8 at St. Louis, 10/28/01

FEWEST

Season
23 2006
24 1982*
25 1971, 1995
Opponent
19 2006
22 1969, 1982*

Quarterback Sacks

MOST

Season
66 2000 (378 yds.) - Led NFL
59 1997 (408 yds.) - Led NFL
Opponent
58 1985 (461 yds.)

Game

9 vs. L.A. Rams, 12/1/85 (69 yds.)
at Atlanta, 12/9/01 (53 yds.)
8 vs. Chicago, 9/18/83 (73 yds.)
vs. Carolina, 10/15/00 (41 yds.)
at Carolina, 11/12/00 (37 yds.)
vs. Carolina, 12/2/01 (60 yds.)

Opponent

10 vs. Atlanta, 10/12/97 (76 yds.)

FEWEST

Season
17 1970 (136 yds.)
21 1969 (199 yds.)
Opponent
15 1992 (119 yds.)
16 2007 (109 yds.)

MOST YARDS LOST

Season
437 1983 (56 sacks)
420 1984 (55 sacks)
Opponent
461 1985 (58 sacks)

Game

73 vs. Chicago, 9/18/83 (8 sacks)

Opponent

81 vs. San Diego, 10/9/77 (8 sacks)

Punting

MOST

Season
101 1976 (39.3 avg.)
92 1975 (41.0 avg.)
Opponent
92 1997 (39.9 avg.)

Game

12 vs. Minnesota, 11/16/75
11 at San Francisco, 10/21/73
vs. Washington, 12/26/82
at Baltimore, 12/19/99

Opponent

12 at Chicago, 10/5/97

FEWEST

Season
46 1982* (43.0 avg.)
49 1969 (41.4 avg.)
Opponent
50 1971 (41.2 avg.)

Game

0 vs. San Francisco, 10/26/02 vs.
Atlanta, 1/2/83.
1 14 times (last at St. Louis,
9/26/04)

Opponent

0 at N.Y. Giants, 10/8/67
at San Francisco, 11/14/71
vs. Cleveland, 9/13/87
at Minnesota, 11/19/95
vs. St. Louis, 12/12/99
vs. Minnesota, 10/17/04

HIGHEST AVERAGE

Season
45.9 1997 (88 punts)
45.4 1998 (90 punts)
Opponent
45.6 2005 (76 punts)
44.5 1973 (63 punts)

LOWEST AVERAGE

Season
37.6 1968 (75 punts)
39.0 1989 (71 punts)
Opponent
37.5 1987 (73 punts)

Punt Returns

MOST RETURNS

Season
53 1989 (428 yds.)
51 2006 (372 yds.)
Opponent
64 1976 (742 yds.)

Game

7 at Carolina, 11/10/02 (8 yds.)
vs. New England, 11/30/86 (66 yds.)
at Detroit, 12/3/89 (48 yds.)
at Oakland, 11/9/97 (90 yds.)

Opponent

10 vs. Washington, 12/26/82 (106 yds.)

FEWEST RETURNS

Season
16 1971 (100 yds.)
1972 (43 yds.)
21 1982* (144 yds.)
Opponent
27 1969 (176 yds.)

MOST YARDS

Season
625 2002 (45 ret.)

TEAMRECORDS

517 1993 (38 ret.)

Opponent

906 1974 (59 ret.)

Game

161 vs. Houston, 10/3/76 (6 ret.)

Opponent

144 vs. L.A. Rams, 10/23/94 (4 ret.)

HIGHEST AVERAGE

Season
13.7 2002 (45 ret.)
13.6 1993 (38 ret.)
12.8 1998 (32 ret.)
Opponent
15.4 1974 (59 ret.)

LOWEST AVERAGE

Season
2.7 1972 (16 ret.)
3.4 1967 (23 ret.)
Opponent
5.5 2002 (38 ret.)
5.8 1971 (43 ret.)

MOST RETURNS FOR TOUCHDOWNS

Season
2 1993
1 1968, 1988, 1989, 2002, 2006
Opponent
2 1974, 1977, 1983, 1994, 2000

Game

1 6 times
(last vs. Tampa Bay, 10/8/06)

Opponent

1 24 times
(last at Chicago, 12/30/07)

Kickoff Returns

MOST RETURNS

Season
88 1980 (22.4 avg.)
87 2001 (23.3 avg.)
Opponent
85 2002 (21.4 avg.)
76 1979 (20.0 avg.)

Game

9 at Philadelphia, 11/19/67 (231 yds.)
vs. San Francisco, 10/1/72 (201 yds.)
vs. Carolina, 12/05/04 (237 yds.)

Opponent

8 vs. Washington, 9/22/68 (140 yds.)
vs. Atlanta, 9/2/79 (127 yds.)
at Atlanta, 12/11/94 (206 yds.)

FEWEST RETURNS

Season
26 1982* (22.2 avg.)
42 1992 (19.4 avg.)
Opponent
20 1982* (19.4 avg.)
33 1973 (21.9 avg.)

TEAM RECORDS

MOST YARDS

Season
2,027 2001 (87 ret.)
1,973 1980 (88 ret.)

Opponent
1,817 2002 (85 ret.)
1,743 2000 (71 ret.)

Game
304 vs. L.A. Rams, 10/23/94 (7 ret.)
242 vs. Minnesota, 12/15/02 (6 ret.)
233 at San Francisco, 9/21/86 (5 ret.)
vs. St. Louis, 11/4/07 (8 ret.)

Opponent
221 at San Diego, 9/10/00 (6 ret.)
206 at Atlanta, 12/11/94 (8 ret.)

HIGHEST AVERAGE

Season
24.8 2002 (79 ret.)
24.3 1996 (78 ret.)

Opponent
25.5 1975 (42 ret.)

LOWEST AVERAGE

Season
17.6 1991 (50 ret.)
18.9 1976 (62 ret.)

Opponent
16.2 1990 (36 ret.)

MOST RETURNS FOR TOUCHDOWNS

Season
2 1967, 1994, 2002, 2004

Opponent
2 1971, 1991, 2000, 2003

Game
2 vs. L.A. Rams 10/23/94

Opponent
1 12 times
(last vs. Jacksonville 11/4/07)

MOST YARDS RETURNED

Season
2,581 2002 (625 punt, 2,581 kick-off)

2,315 2001 (288 punt, 2,027 kick-off)

2,267 2004 (388 punt, 1,879 kick-off)

Opponent
2,237 2000 (494 punt, 1,743 kick-off)

Game
347 vs. L.A. Rams, 10/23/94
(43 punt, 304 kickoff)

Opponent
341 vs. L.A. Rams, 10/23/94
(144 punt, 197 kickoff)

MOST RETURNED FOR

TOUCHDOWNS

Season
3 1993 (2 punt, 1 kickoff)
2002 (1 punt, 2 kickoff)

2 1967 (0 punt, 2 kickoff)
1989 (1 punt, 1 kickoff)
1994 (0 punt, 2 kickoff)
2004 (0 punt, 2 kickoff)

Opponent
4 2000 (2 punt, 2 kickoff)

Game
2 vs. L.A. Rams, 10/23/94
(2 kickoff)
at Washington, 10/13/02
(1 punt, 1 kickoff)

Opponent
1 36 times (last at Chicago,
12/30/07) (1 punt)

MOST

Season
135 2005 (1,130 yards)
129 2004 (1,141 yds.)
124 2000 (1,024 yds.)

Opponent
132 1998 (1,164 yds.)

Game
17 at St. Louis, 11/26/00 (116
yds.)
16 at Atlanta, 11/17/02 (133
yds.)

14 vs. Minnesota, 9/3/78 (132
yds.)
vs. St. Louis, 9/4/83 (101
yds.)
vs. Philadelphia, 10/6/85 (107
yds.)
at N.Y. Giants, 9/30/01 (92
yds.)

Opponent
14 at L.A. Rams, 12/5/71 (119
yds.)
vs. Atlanta, 9/2/84 (143 yds.)
vs. San Francisco, 10/11/98 (115
yds.)
vs. San Francisco, 11/5/00 (97
yds.)
at St. Louis, 11/26/00 (132
yds.)
at Philadelphia, 11/23/03 (171
yds.)

FEWEST

Season
58 1973 (516 yds.)
60 1992 (567 yds.)

Opponent
52 1982* (459 yds.)
69 1973 (751 yds.)

Game

0 vs. Seattle, 11/10/85

Opponent
0 at Washington, 9/21/75
at San Francisco, 12/11/8
at San Francisco, 12/23/90
vs. San Francisco, 1/6/02

MOST PENALTY YARDS

Season
1,141 2004 (129 pen.)
1,130 2005
1,044 1978 (104 pen.)

Opponent
1,164 1998 (132 pen.)

Game
149 at Chicago, 10/8/00 (10 pen.)
142 at N.Y. Giants, 10/6/68 (12
pen.)

Opponent
171 at Philadelphia, 11/23/03 (14
pen.)
143 vs. Atlanta, 9/2/84 (14 pen.)

FEWEST PENALTY YARDS

Season
514 1982* (63 pen.)
516 1973 (58 pen.)

Opponent
459 1982* (52 pen.)
590 1993 (86 pen.)

MOST

Season
3 1989
2 1987, 1988, 1998

Opponent
3 1983
2 1969, 1973, 1976

Game
2 vs. Cleveland, 9/13/87
1 19 times (last vs. Tampa Bay,
12/2/07)

Opponent
1 24 times (last at Atlanta,
12/12/05)

MOST

Season
106 2003 (229 att.)
105 2006 (234 att.)

Opponent
105 1979 (239 att.)

FEWEST

Season
48 1982* (128 att.)
54 1997 (207 att.)

Opponent
36 1982* (103 att.)
49 1991 (188 att.)

TWO-TEAM RECORDS

Scoring

MOST POINTS
93 New Orleans 51 at St. Louis 42; 11/2/69

FEWEST POINTS
6 L.A. Rams 0 at New Orleans 6; 11/9/86

MOST TOUCHDOWNS
13 New Orleans 7 at St. Louis 6; 11/2/69

FEWEST TOUCHDOWNS (Final Score)
0 Rams 0 at New Orleans 6; 11/9/86
Pittsburgh 9 at New Orleans 6; 12/1/90
New Orleans 9 vs. Tampa Bay 3; 10/25/98

First Downs

MOST FIRST DOWNS
58 Atlanta 35 at New Orleans 23; 9/2/79

FEWEST FIRST DOWNS
20 Minnesota 8 at New Orleans 12; 9/12/70

Net Yards

MOST YARDS GAINED
1,064 Atlanta 552 at New Orleans 512; 9/2/79

FEWEST YARDS GAINED
345 New Orleans 179 vs. Atlanta 166; 10/12/97

Rushing

MOST RUSHES
86 New Orleans 39 at Atlanta 47; 12/16/73

MOST YARDS
490 L.A. Rams 340 at New Orleans 150;
11/25/73

FEWEST YARDS
72 New Orleans 11 at Baltimore 61; 12/19/99

MOST TOUCHDOWNS
7 New Orleans 4, at Seattle 3; 11/21/76

Passing

MOST YARDS
785 New Orleans 510 vs. Cincinnati 275; 11/19/06
779 New Orleans 435 vs. Jacksonville 344; 11/4/07

FEWEST YARDS
77 San Francisco 44 at New Orleans 33; 11/13/77

MOST PASSES ATTEMPTED
95 New Orleans 42 at Tampa Bay 53; 9/8/02
94 New Orleans 55 at San Francisco 39; 9/25/94

MOST PASSES COMPLETED

57 New Orleans 24 at Minnesota 33; 11/6/94
Atlanta 29 at New Orleans 28; 11/13/94
Atlanta 27 at New Orleans 30; 9/17/95

MOST TOUCHDOWNS

12 New Orleans 6 at St. Louis 6; 11/2/69

MOST PASSES INTERCEPTED

9 Green Bay 7 at New Orleans 2; 9/14/86

Punts

MOST
21 New Orleans 9 at Chicago 12; 10/5/97

FEWEST

1 New Orleans 0 at San Francisco 1; 10/20/02
2 New Orleans 1 at Washington 1; 11/18/90

Penalties

MOST
31 New Orleans 17 at St. Louis 14; 11/26/00

FEWEST

2 New Orleans 2 at San Francisco 0; 12/11/88
Atlanta 1 at New Orleans 1; 12/3/92

MOST YARDS PENALIZED

272 New Orleans 101 at Philadelphia 171; 11/23/03
248 New Orleans 116 at St. Louis 132; 11/26/00

FEWEST YARDS PENALIZED

11 New Orleans 11 at San Francisco 0; 12/11/88

Fumbles

MOST
10 Cleveland 7 at New Orleans 3; 12/12/71
New Orleans 5 at Carolina 5; 10/14/01
New Orleans 5 at St. Louis 5; 10/28/01

Turnovers

MOST
11 Dallas 7 at New Orleans 4; 11/3/68
Chicago 5 at New Orleans 6; 9/18/83

Quarterback Sacks

MOST
15 Atlanta 10 at New Orleans 5; 10/12/97

CONSECUTIVERECORDS

Individual

GAMES PLAYED

147	Jim Dombrowski (10/25/87 — 11/3/96)
144	Wayne Martin (9/1/91 — 1/2/00)
143	Eric Martin (9/8/85 — 1/2/93)
128	Kevin Houser (9/3/00 — current)
122	Morten Andersen (10/25/87 — 12/24/94)

GAMES STARTED

144	Wayne Martin (9/1/91 — 1/2/99)
91	Rickey Jackson (9/6/81 — 9/20/87)
90	Jim Dombrowski (10/25/87 — 12/26/92)

GAMES, SCORING POINTS

174	Morten Andersen (12/11/83 — 12/24/94)
-----	---------------------------------------

GAMES, SCORING TOUCHDOWN

6	Dalton Hilliard (12/18/88 — 10/8/89)
	Dalton Hilliard (10/18 — 11/29/92)

GAMES, SCORING FIELD GOAL

22	John Carney (10/6/02 — 11/16/03)
20	Morten Andersen (10/25/87 — 11/6/88)
19	Morten Andersen (11/24/85 — 12/7/86)
17	Morten Andersen (11/18/90 — 11/10/91)
16	Morten Andersen (9/20/92 — 9/12/93)

FIELD GOALS MADE

25	Morten Andersen (11/1/92 — 9/12/93)
20	Morten Andersen (11/24/85 — 10/5/86)

GAMES, RUSHING TOUCHDOWN

5	Dalton Hilliard (1/22 — 11/19/89)
	Ricky Williams (9/24 — 10/29/00)

GAMES, RECEIVING TOUCHDOWN

4	Lonzell Hill (9/18 — 10/9/88)
	Dalton Hilliard (10/18 — 11/15/92)
	Quinn Early (10/17 — 11/14/93)
	Quinn Early (11/12 — 12/3/95)
	Joe Horn (12/2 — 12/23/01)
	Donté Stallworth (9/8 — 9/29/02)
	Joe Horn (10/5 — 10/26/03)
	Joe Horn (11/28 — 12/19/04)

GAMES, RUSHING FOR 100 OR MORE YARDS

9	Deuce McAllister (9/28 — 11/30/03)
5	Ricky Williams (9/17 — 10/22/00)
4	Deuce McAllister (10/6 — 10/27/02)
3	George Rogers (10/11 — 10/25/81)
	Wayne Wilson (9/25 — 10/9/93)
	Dalton Hilliard (11/12 — 11/26/89)

GAMES, PASSING TOUCHDOWN

13	Archie Manning (11/26/78 — 10/28/79)
12	Aaron Brooks (10/10/04 — 1/2/05)

GAMES, 250+ PASSING YARDS

6	Drew Brees (10/15/06-11/26/06)
----------	---------------------------------------

GAMES, 300+ PASSING YARDS

5	Drew Brees (10/29/06-11/26/06)
----------	---------------------------------------

GAMES, NO INTERCEPTIONS

6	Aaron Brooks (11/23/03 — 12/28/03)
4	Aaron Brooks (12/1/02 — 12/22/02)

PASS COMPLETIONS

17	Drew Brees (12/16/07 — 12/23/07)
15	Archie Manning (10/21/79 — 10/28/79)

GAMES, PASS RECEPTION

105	Eric Martin (11/1/87 — 1/2/94)
82	Joe Horn (9/3/00 — 9/25/05)
79	Danny Abramowicz (9/17/67 — 12/16/73)

POINTS AFTER TOUCHDOWN

119	Morten Andersen (10/22/89 — 12/3/92)
88	Doug Brien (11/5/95 — 9/12/99)

Team

REGULAR SEASON VICTORIES

9	11/1/87 — 12/27/87
	12/23/90 — 10/20/91
7	9/11/88 — 10/23/88
6	10/8/00 — 11/12/00

PRESEASON VICTORIES

5	8/12/67 — 9/9/67
---	------------------

REGULAR SEASON DEFEATS

14	9/7/80 — 12/7/80
----	------------------

PRESEASON DEFEATS

6	8/6/71 — 9/12/71
---	------------------

VICTORIES VS. ONE TEAM

7	vs. L.A. Rams; 12/9/90 — 10/3/93
---	----------------------------------

DEFEATS VS. ONE TEAM

10	vs. Atlanta; 9/17/95 — 12/5/99
----	--------------------------------

HOME VICTORIES

5	12/31/90 — 10/20/91
	10/11/92 — 12/3/92

ROAD VICTORIES

10	10/18/87 — 10/6/88
----	--------------------

HOME DEFEATS

10	12/3/79 — 12/21/80
----	--------------------

ROAD DEFEATS

14	11/5/72 — 10/13/74
14	10/18/98 — 1/2/00

GAMES SCORING

216	12/11/83 — 10/12/97
	(5th-longest since 1970 AFL-NFL merger)

GAMES WITH A SACK

60	12/24/94 — 11/22/98
	(tied-4th-longest in NFL history)

100YardRushingGames (117)

Yds.	Att.	Player	Opponent	Date
206	24	George Rogers	vs. St. Louis	9/4/83
203	28	Rueben Mayes	vs. Miami	12/7/86
184	19	Deuce McAllister	at Philadelphia	11/23/03
179	40	Ricky Williams	vs. Cleveland	10/31/99
174	20	Ray Zellers	vs. Chicago	10/13/96
173	28	Deuce McAllister	vs. Atlanta	11/16/03
172	24	Rueben Mayes	vs. Tampa Bay	10/19/86
166	33	George Rogers	vs. Dallas	12/19/82
165	30	Deuce McAllister	at Washington	11/30/03
162	29	George Rogers	vs. L.A. Rams	9/13/81
162	29	Mario Bates	vs. Detroit	9/21/97
161	22	Chuck Muncie	vs. Atlanta	9/2/79
161	24	George Rogers	at L.A. Rams	11/8/81
160	34	Wayne Wilson	vs. Miami	10/2/83
160	35	Earl Campbell	at Minnesota	11/24/85
158	29	Dalton Hilliard	at Atlanta	11/19/89
157	33	Rueben Mayes	vs. New England	11/30/86
157	24	Lamar Smith	at Indianapolis	9/27/98
156	29	Ricky Williams	at Atlanta	10/22/00
155	20	Craig Heyward	vs. Tampa Bay	11/11/90
148	22	Alvin Maxson	vs. St. Louis	12/8/74
147	24	Rueben Mayes	vs. Cleveland	9/13/87
147	31	Ricky Williams	at Carolina	10/14/01
146*	14	Tony Galbreath	at Kansas City	9/26/76
144	29	Rueben Mayes	vs. San Francisco	10/25/87
144	38	Ricky Williams	vs. Carolina	10/15/00
142	27	Andy Livingston	vs. Washington	9/21/69
142	28	George Rogers	at Houston	11/22/81
141	22	Mario Bates	vs. Atlanta	11/13/94
140	30	Deuce McAllister	at Carolina	1/2/05
139	35	Dwight Beverly	at St. Louis	10/11/87
139	21	Deuce McAllister	vs. San Francisco	10/20/02
138	33	Wayne Wilson	at Chicago	9/19/82
138	28	Fred McAfee	vs. Atlanta	11/24/91
137	20	George Rogers	vs. Atlanta	11/6/83
136	30	Ricky Williams	vs. Minnesota	10/7/01
136	26	Deuce McAllister	vs. San Francisco	12/3/06
134	17	George Rogers	vs. Philadelphia	10/11/81
131	25	Rueben Mayes	at St. Louis	11/16/86
130	27	Deuce McAllister	vs. Buffalo	10/2/05
129	32	Mario Bates	at N.Y. Giants	12/15/96
128	21	Chuck Muncie	vs. Oakland	12/3/79
128	28	Rueben Mayes	vs. San Francisco	11/2/86
128	30	Ricky Williams	at Chicago	10/8/00
128	29	Deuce McAllister	vs. Atlanta	12/26/04
127	16	Don McCall	vs. Washington	9/22/68
127	25	Dalton Hilliard	vs. Atlanta	12/18/88
127	32	Deuce McAllister	at Baltimore	12/8/02
127	16	Deuce McAllister	vs. Kansas City	11/14/04
126*	25	Chuck Muncie	at Kansas City	9/26/76
126*	20	Reggie Bush	at N.Y. Giants	12/24/06
125	25	Derek Brown	vs. Detroit	9/19/93
124	32	George Rogers	vs. L.A. Rams	12/18/83
124	23	Deuce McAllister	at Carolina	10/5/03
123	33	George Rogers	vs. Kansas City	11/21/82
123	15	Mario Bates	at New England	12/3/95
123	21	Deuce McAllister	vs. Green Bay	9/15/02
123	23	Deuce McAllister	vs. Pittsburgh	10/6/02
123	15	Deuce McAllister	vs. Tampa Bay	10/8/06
122	18	George Rogers	at Cleveland	10/18/81
122*	19	Craig Heyward	at Cincinnati	11/4/90
121	24	Ricky Williams	at San Francisco	11/11/01
121	29	Deuce McAllister	at Washington	10/13/02
120	23	George Rogers	vs. Tampa Bay	11/29/81
120	28	Ricky Williams	vs. Indianapolis	11/18/01
117	18	Chuck Muncie	vs. San Francisco	11/11/79
117	28	Deuce McAllister	vs. Carolina	12/29/02
116	29	Deuce McAllister	vs. Chicago	10/12/03
116	21	Deuce McAllister	at Atlanta	10/19/03
115	25	George Rogers	at San Francisco	9/27/81
115	25	Rueben Mayes	vs. Denver	11/20/88
115*	30	Rueben Mayes	at Cincinnati	11/4/90

BIG GAMES

115	17	Deuce McAllister	vs. Atlanta	10/27/02
114	21	George Rogers	at Buffalo	10/30/83
114	15	Jimmy Rogers	at Washington	10/26/80
113	26	Bob Gresham	at Green Bay	11/28/71
113	31	George Rogers	vs. Cincinnati	10/25/81
113	11	Hokie Gajan	vs. N.Y. Jets	11/21/83
112	19	Rueben Mayes	at Atlanta	11/1/87
112	24	Dalton Hilliard	vs. L.A. Rams	11/26/89
111	24	Ricky Williams	at N.Y. Giants	10/24/99
111	21	Deuce McAllister	at Dallas	12/10/06
110	14	Tony Baker	at St. Louis	11/2/69
110	26	Deuce McAllister	at Tampa Bay	11/2/03
110	17	Antowain Smith	vs. Chicago	11/6/05
109	27	Mike Strachan	vs. Atlanta	11/2/75
109	15	Chuck Muncie	vs. L.A. Rams	11/28/76
109	11	Craig Heyward	vs. L.A. Raiders	10/23/88
109	31	Deuce McAllister	at Tampa Bay	9/8/02
108	31	Wayne Wilson	at Dallas	9/25/83
108	24	Wayne Wilson	at San Francisco	9/29/85
108	22	Rueben Mayes	at Indianapolis	10/12/86
108+	11	Aaron Brooks	at San Francisco	12/10/00
108*	27	Deuce McAllister	vs. N.Y. Giants	12/24/06
107	20	Chuck Muncie	vs. N.Y. Jets	12/4/77
107	30	George Rogers	vs. San Francisco	12/20/81
107	23	Ricky Williams	at Seattle	9/17/00
106	28	Dalton Hilliard	at New England	11/12/89
106	20	Gill Fenerty	vs. Minnesota	9/22/91
106	21	Derek Brown	vs. Green Bay	11/14/93
106	26	Mario Bates	at San Francisco	10/29/95
106	22	Mario Bates	vs. St. Louis	11/5/95
106	18	Aaron Stecker	at St. Louis	9/26/04
105	24	Mike Strachan	vs. Green Bay	10/12/75
105#	20	Pierre Thomas	at Chicago	12/30/07
104	10	Gill Fenerty	at L.A. Rams	12/9/90
103	18	Wayne Wilson	at Atlanta	10/9/83
103	20	Ricky Williams	vs. Philadelphia	9/24/00
102	13	Chuck Muncie	at St. Louis	10/23/77
102	20	George Rogers	vs. Atlanta	9/2/84
102	27	Ricky Williams	vs. Carolina	12/2/01
102	21	Deuce McAllister	vs. Tampa Bay	10/10/04
101	17	Deuce McAllister	vs. Indianapolis	9/28/03
101	26	Deuce McAllister	vs. Carolina	10/26/03
100	20	Tony Galbreath	vs. L.A. Rams	10/30/77
100	23	Deuce McAllister	at Atlanta	11/28/04
100	20	Aaron Stecker	at Atlanta	12/10/07

* - part of a dual 100-yard game

- part of a 100-yard rushing/100-yard receiving game

+ - only QB in team history to rush for 100 yards or more

MOST BY PLAYER: Deuce McAllister (27). George Rogers (16), Ricky Williams (12), Rueben Mayes (11), Chuck Muncie (7), Mario Bates (6), Wayne Wilson (5), Dalton Hilliard (4), Craig Heyward (3), Derek Brown (2), Gill Fenerty (2), Tony Galbreath (2), **Aaron Stecker (2)**, Mike Strachan (2), Tony Baker (1), Dwight Beverly (1), Aaron Brooks (1), **Reggie Bush (1)**, Earl Campbell (1), Hokie Gajan (1), Bob Gresham (1), Andy Livingston (1), Alvin Maxson (1), Fred McAfee (1), Don McCall (1), Jimmy Rogers (1), Antowain Smith (1), Lamar Smith (1), **Pierre Thomas (1)**, Ray Zellers (1).

250YardPassingGames (148)

Yds	Player	A	C	Opponent	Date
510	Drew Brees	52	37	vs. Cincinnati	11/19/06
445	Drew Brees	49	35	vs. Jacksonville	11/4/07
441	Aaron Brooks	48	30	vs. Denver	12/3/00
398	Drew Brees	47	31	at Pittsburgh	11/12/06
384	Drew Brees	38	26	at Dallas	12/10/06
383	Drew Brees	45	24	vs. Baltimore	10/29/06
377	Archie Manning				

355 Archie Manning	28	20	at San Francisco	9/23/79	277 Wade Wilson	45	27	vs. Atlanta	10/24/93	169	10	Marques Colston	at Pittsburgh	11/12/06	117	8	Wes Chandler	at Atlanta	9/6/81
355 Bobby Hebert	26	19	at Phoenix	10/18/92	276 Billy Kilmer	37	22	vs. Dallas	9/28/69	169	9	Devery Henderson	vs. Cincinnati	11/19/06	117	8	Quinn Early	vs. Green Bay	12/16/95
354 Billy Joe Tolliver	45	28	vs. Tennessee	10/17/99	276 Archie Manning	31	18	at N.Y. Giants	10/8/72	167	11	Willie Jackson	at San Francisco	11/11/01	116	5	Eric Martin	at L.A. Rams	10/22/89
353 Drew Brees	41	26	at Green Bay	9/17/06	276 Dave Wilson	34	19	vs. Miami	12/7/86	167	10	Joe Horn	vs. Kansas City	11/14/04	116	12	Joe Horn	at San Diego	9/10/00
352 Aaron Brooks	30	23	at Atlanta	10/19/03	276 Bobby Hebert	22	15	at L.A. Rams	10/22/89	165	8	Danny Abramowicz	at Cincinnati	11/29/70	116	7	Joe Horn	vs. Atlanta	12/7/00
349 Drew Brees	38	28	at Carolina	10/1/06	276 Jim Everett	36	28	vs. Atlanta	11/13/94	164	3	Eric Martin	vs. Green Bay	9/14/86	115	9	Danny Abramowicz	vs. Baltimore	10/19/69
349 Drew Brees	30	21	at Atlanta	12/16/06	275 Drew Brees	37	27	vs. Philadelphia	10/15/06	163*	6	Marques Colston	vs. Baltimore	10/29/06	115	4	Paul Seal	vs. Philadelphia	10/27/74
347 Aaron Brooks	37	22	at San Francisco	11/11/01	274 Aaron Brooks	47	29	at Seattle	9/7/03	159	4	Larry Burton	at Atlanta	11/27/75	115	5	Floyd Turner	vs. Atlanta	11/24/91
345 Billy Kilmer	32	22	at St. Louis	11/2/69	274 Steve Walsh	38	23	at Washington	11/8/90	159	10	Marques Colston	vs. Jacksonville	11/4/07	114	7	Dave Parks	at St. Louis	10/11/70
344 Archie Manning	30	22	at Pittsburgh	11/5/78	273 Bobby Hebert	37	17	vs. Dallas	10/3/88	158	4	Devery Henderson	at Atlanta	12/26/06	114	3	Michael Lewis	vs. Cleveland	12/28/03
343 Aaron Brooks	50	27	at New England	11/20/05	273 Jim Everett	31	18	at Atlanta	12/11/94	156	12	Danny Abramowicz	vs. Pittsburgh	10/29/67	114	3	Donté Stallworth	vs. Dallas	11/24/02
343 Jim Everett	27	23	at Denver	12/24/94	272 Dave Wilson	33	20	vs. New England	11/30/86	156	5	Michael Haynes	at Cincinnati	9/15/96	114	8	Marques Colston	vs. Arizona	12/16/07
341 Wade Wilson	34	22	at Atlanta	9/12/93	272 Bobby Hebert	30	18	vs. Atlanta	10/29/89	156	8	Willie Jackson	vs. St. Louis	12/7/01	113	5	Danny Abramowicz	vs. San Francisco	11/23/69
336 Drew Brees	39	31	at San Francisco	10/28/07	272 Drew Brees	36	25	vs. St. Louis	11/1/07	154	3	Keith Poole	at Atlanta	10/18/98	113*	4	Brett Bech	vs. Buffalo	12/27/98
335 Jim Everett	37	25	at Minnesota	11/19/95	271 Ken Stabler	35	24	vs. Atlanta	12/83	153	8	Eric Martin	vs. Cleveland	10/14/90	113	9	Andre Hastings	at St. Louis	11/28/99
333 Ken Stabler	43	29	vs. Tampa Bay	12/5/82	269 Aaron Brooks	42	24	at Detroit	9/29/02	151	8	Eric Martin	at Phoenix	10/18/92	113	9	Donté Stallworth	vs. San Francisco	9/19/04
330 Aaron Brooks	40	26	vs. Carolina	12/2/01	269 Aaron Brooks	40	23	vs. St. Louis	12/17/01	150	9	Quinn Early	at Minnesota	11/19/95	113	5	Donté Stallworth	at Dallas	12/2/04
328 Kerry Collins	44	22	at San Francisco	11/22/98	269 Steve Walsh	33	17	at L.A. Rams	11/31/91	150	13	Joe Horn	vs. Carolina	12/2/01	113	8	David Patten	at Seattle	10/14/07
328 Drew Brees	41	28	at Atlanta	12/10/07	268 Archie Manning	27	20	at Seattle	11/18/79	148	8	Sean Dawkins	at San Francisco	11/22/98	112	7	Henry Childs	at Green Bay	9/9/79
326 Jim Everett	37	26	vs. Kansas City	9/4/94	267 Bobby Hebert	40	25	vs. San Francisco	9/27/92	148	8	Joe Horn	vs. Indianapolis	11/18/01	112*	7	Cameron Cleeland	vs. Buffalo	12/27/98
325 Dave Wilson	32	20	vs. Cincinnati	12/9/84	267 Wade Wilson	43	25	vs. L.A. Rams	12/12/93	146	10	Eric Martin	at Washington	11/6/88	111	6	Hoby Brenner	at Atlanta	10/20/85
325 Billy Joe Tolliver	48	24	at Carolina	11/1/98	266 Jim Everett	38	23	vs. San Francisco	9/3/95	145	7	Al Dodd	at St. Louis	11/2/69	111	8	Eric Martin	vs. Denver	11/20/88
323 Archie Manning	32	23	vs. Atlanta	10/19/80	265 Todd Bouman	37	25	at Tampa Bay	12/1/06	144	7	Danny Abramowicz	at Washington	12/17/67	111	7	Eric Martin	vs. Houston	9/5/93
320 Bobby Hebert	39	28	vs. L.A. Raiders	12/16/91	265 Kerry Collins	43	25	at Arizona	12/20/98	144	8	Henry Childs	at San Francisco	12/7/80	111	6	Donté Stallworth	at Cincinnati	12/22/02
320 Drew Brees	60	35	at Chicago	12/30/07	264 Archie Manning	31	14	at Atlanta	11/25/79	143	8	Joe Horn	vs. Carolina	12/5/04	111	10	Joe Horn	vs. Houston	9/14/03
318 Aaron Brooks	40	23	vs. Cleveland	11/24/02	264 Richard Todd	29	14	vs. St. Louis	9/23/84	141*	8	Donté Stallworth	vs. N.Y. Giants	9/19/05	111*	3	Devery Henderson	at Tampa Bay	11/5/06
317 Steve Walsh	42	25	at San Francisco	12/1/91	264 Bobby Hebert	25	13	vs. Chicago	9/13/92	140	7	Danny Abramowicz	vs. San Francisco	12/13/70	110	5	Danny Abramowicz	vs. San Francisco	9/26/71
316 Aaron Brooks	41	24	at St. Louis	9/26/04	263 Archie Manning	48	24	at L.A. Rams	11/2/80	140	8	Wes Chandler	vs. Atlanta	10/19/80	110	5	Dave Parks	at San Francisco	10/22/72
315 Drew Brees	30	26	vs. Arizona	12/16/07	262 Billy Kilmer	24	14	at Washington	12/17/67	139	9	Wes Chandler	vs. Philadelphia	11/8/90	110	5	Sean Dawkins	vs. Carolina	9/13/98
314 Archie Manning	40	25	vs. San Francisco	9/7/80	262 Jim Everett	44	28	at L.A. Raiders	11/20/94	138	4	Eddie Kennison	vs. Atlanta	10/10/99	110	9	Bo Williams	at Philadelphia	11/23/03
314 Archie Manning	36	25	at Detroit	10/12/80	261 Billy Kilmer	22	15	vs. San Francisco	12/13/70	138	7	Joe Horn	at Atlanta	12/9/01	110	6	Joe Horn	vs. Seattle	9/12/04
314 Drew Brees	32	24	at Tampa Bay	11/5/06	261 Billy Joe Tolliver	29	14	at Atlanta	10/18/98	135	5	Eugene Goodlow	vs. San Francisco	12/15/85	110	6	Joe Horn	vs. Philadelphia	10/15/06
308 Bobby Hebert	49	31	vs. San Francisco	10/8/89	260 Aaron Brooks	42	24	at Tampa Bay	9/8/02	134	3	Joe Horn	at Atlanta	11/17/02	109	2	Walt Roberts	at Philadelphia	11/19/67
307 Aaron Brooks	39	16	at New England	11/25/01	260 Jim Everett	40	20	vs. San Francisco	11/3/96	133	8	Joe Horn	at Atlanta	10/19/03	109	8	Joe Horn	vs. San Francisco	10/20/02
306 Archie Manning	40	25	vs. Philadelphia	11/9/80	260 Drew Brees	44	26	at Tampa Bay	9/16/07	133	9	Joe Horn	vs. NY Giants	12/14/03	109	5	David Patten	at San Francisco	10/28/07
303 Archie Manning	53	33	at Green Bay	9/10/78	260 Drew Brees	36	24	at Carolina	11/25/07	132	6	Eric Martin	vs. L.A. Rams	10/30/88	108	8	Joe Horn	at Tampa Bay	9/8/02
302 John Fourcade	27	15	at Buffalo	12/10/89	259 Aaron Brooks	33	22	vs. Atlanta	10/16/05	132	10	Floyd Turner	at San Francisco	12/1/91	108	5	Az-Zahir Hakim	at Green Bay	10/9/05
301 Archie Manning	39	24	vs. New England	12/21/80	259 Aaron Brooks	20	37	at Carolina	11/10/02	132	5	Marques Colston	at Carolina	11/0/06	107	5	Eric Martin	vs. L.A. Rams	11/26/89
301 Bobby Hebert	35	22	at San Francisco	11/15/92	259 Bobby Hebert	25	16	vs. Washington	10/1/89	131	6	Hoby Brenner	vs. St. Louis	9/23/84	106	7	Tony Galbreath	vs. Oakland	12/3/79
300 Dave Wilson	45	19	at Atlanta	10/20/85	259 Billy Joe Hobert	42	18	vs. St. Louis	12/7/97	131	5	Eric Martin	vs. N.Y. Jets	10/15/89	106	6	Wes Chandler	at Detroit	10/12/80
296 Aaron Brooks	35	26	vs. NY Giants	12/14/03	259 Jeff Blake	46	33	at San Diego	9/10/00	131	10	Eric Martin	at Washington	11/18/90	106	5	Joe Horn	vs. Tampa Bay	12/1/02
296 Aaron Brooks	38	22	at Jacksonville	12/21/03	257 Archie Manning	33	18	vs. Baltimore	9/30/73	131	9	Reggie Bush	vs. San Francisco	12/3/06	105	9	Danny Abramowicz	at Atlanta	12/7/69
296 Jim Everett	39	21	at Cincinnati	9/15/96	256 Jim Everett	36	24	at Minnesota	11/6/94	130	6	Eric Martin	vs. Houston	12/13/87	105	6	Hoby Brenner	vs. Chicago	9/18/83
296 Billy Joe Tolliver	42	23	vs. Buffalo	12/27/98	256 Jim Everett	32	19	at N.Y. Giants	9/24/95	129	8	Danny Abramowicz	vs. Pittsburgh	12/21/69	105	5	Joe Horn	at San Francisco	12/10/01
295 Archie Manning	35	20	vs. Philadelphia	10/29/72	255 Aaron Brooks	33	21	vs. Minnesota	12/15/02	129	8	Donté Stallworth	vs. Buffalo	10/2/05	105	8	Willie Jackson	at N.Y. Giants	9/30/01
294 Richard Todd	27	21	at Cleveland	10/28/84	255 Bobby Hebert	24	16	vs. Tampa Bay	12/6/87	129	8	Marques Colston	vs. St. Louis	11/11/07	104	6	Keith Poole	at Carolina	1/2/00
293 Jim Everett	26	17	at New England	12/3/95	255 Jim Everett	32	22	vs. Carolina	9/8/96	127	12	John Beasley	at San Diego	11/18/73	103	6	Dave Parks	vs. Pittsburgh	12/15/68
292 Billy Kilmer	36	17	vs. Pittsburgh	12/15/68	254 Bobby Hebert	34	20	vs. San Francisco	12/15/85	127	4	Wes Chandler	at San Francisco	9/23/79	103	6	Wes Chandler	vs. San Francisco	12/3/78
292 Steve Walsh	39	22	at Houston	10/21/90	254 Bobby Hebert	27	15	vs. Houston	12/13/87	126*	5	Quinn Early	vs. L.A. Raiders	12/16/91	103*	6	Wes Chandler	at Atlanta	11/25/79
291 Aaron Brooks	54	28	at N.Y. Giants	9/30/01	254 Archie Manning	52	24	vs. New England	12/10/72	125	6	Reggie Bush	vs. Baltimore	10/29/06	103	6	Larry Hardy	vs. San Francisco	9/7/80
291 Archie Manning	45	28	at Green Bay	9/9/79	254 Billy Joe Hobert	41	23	at St. Louis	11/28/99	125	6	Reggie Bush	at Dallas	12/10/06	103	6	Lindsay Scott	vs. St. Louis	9/12/82
291 John Fourcade	28	21	vs. Indianapolis	12/24/89	254 Aaron Brooks	35	23	vs. San Francisco	10/20/02	124	5	Randal Hill	vs. Arizona	12/14/97	103	6	Eric Martin	vs. L.A. Rams	10/11/92
291 Jim Everett	55	31	at San Francisco	9/25/94	254 Aaron Brooks	31	20	at St. Louis	10/28/01	123	9	Joe Horn	at Oakland	10/24/04	103	5	Michael Haynes	at Atlanta	12/11/94
291 Bobby Hebert	39	27	vs. Chicago	10/27/91	252 Aaron Brooks	31	18	at Dallas	12/12/04	123*	11	Marques Colston	at Tampa Bay	11/5/06	102	6	Sean Dawkins	at Carolina	11/1/98
290 Drew Brees	49	33	at Houston	11/18/07	252 Billy Joe Hobert	24	14	vs. Arizona	12/14/97	122	14	Tony Galbreath	at Green Bay	9/10/78	102	5	Donté Stallworth	vs. Carolina	12/18/05
288 Jeff Blake	26	20	vs. San Francisco	11/5/00	252 Drew Brees	47	29	vs. Carolina	10/7/07	122	4	Andre Hastings	vs. Dallas	12/6/98	101	8	Danny Abramowicz	at N.Y. Giants	10/6/68
287 Aaron Brooks	39	24	at Philadelphia	11/23/03	251 Aaron Brooks	40	20	at Carolina	12/5/04	122*	8	Robert Wilson	vs. Denver	12/3/00	101	4	Tyrone Young	at Cleveland	10/28/84
287 Archie Manning	27	17	at San Francisco	10/22/72	251 Archie Manning	37	25	vs. Houston	12/10/78	122	10	Donté Stallworth							

(2), Tony Galbreath (2), Az-Zahir Hakim (2), Randal Hill (2), Keith Poole (2), John Beasley (1), Brett Bech (1), Larry Burton (1), Cameron Cleland (1), Al Dodd (1), Eugene Goodlow (1), Larry Hardy (1), Ike Harris (1), Mike Jones (1), Eddie Kennison (1), Michael Lewis (1), Walt Roberts (1), Lindsay Scott (1), Paul Seal (1), Torrance Small (1), **Pierre Thomas (1)**, Boo Williams (1), Robert Wilson (1), Tyrone Young (1).

2.5 Sack Games (40)

Sacks	Player	Opponent	Date
4	Rickey Jackson	at Atlanta	12/14/86
4	Rickey Jackson	at Detroit	9/18/88
4	Pat Swilling	vs. Tampa Bay	11/11/90
4	Wayne Martin	vs. Atlanta	12/3/92
4	Wayne Martin	vs. Detroit	9/21/97
3.5	Jim Wilks	at Philadelphia	12/11/83
3.5	Pat Swilling	at Atlanta	11/19/89
3	Bruce Clark	vs. Tampa Bay	9/9/84
3	Bruce Clark	at L.A. Raiders	10/13/85
3	Rickey Jackson	at Cincinnati	12/20/87
3	Pat Swilling	vs. N.Y. Giants	11/27/88
3	Pat Swilling	at L.A. Rams	10/22/89
3	Pat Swilling	vs. Atlanta	10/29/89
3	Frank Warren	vs. Philadelphia	12/18/89
3	Rickey Jackson	at Atlanta	9/29/91
3	Pat Swilling	at L.A. Rams	11/3/91
3	Rickey Jackson	vs. L.A. Rams	10/11/92

3	Renaldo Tumbull	vs. Detroit	9/19/83
3	Renaldo Tumbull	at Phoenix	10/31/83
3	Rickey Jackson	vs. Green Bay	11/14/83
3	Darion Conner	at Tampa Bay	9/18/84
3	La'Roi Glover	vs. St. Louis	11/15/88
3	La'Roi Glover	at Baltimore	12/19/89
3	La'Roi Glover	at Chicago	10/8/90
3	La'Roi Glover	vs. Carolina	10/15/00
3	Joe Johnson	at Carolina	11/12/00
3	La'Roi Glover	at St. Louis	11/26/00
3	Joe Johnson	at Buffalo	9/9/01
3	Charlie Clemons	at N.Y. Giants	9/30/01
3	Darrin Smith	vs. Pittsburgh	10/6/02
3	Darren Howard	at Washington	10/13/02
3	Willie Whitehead	at Tampa Bay	11/2/03
3	Charles Grant	at St. Louis	9/26/04
2.5	Jim Wilks	at Atlanta	11/11/84
2.5	Jim Wilks	vs. N.Y. Giants	11/22/87
2.5	Pat Swilling	at Philadelphia	10/13/91
2.5	Frank Warren	vs. Tampa Bay	10/20/91
2.5	Wayne Martin	at N.Y. Giants	12/15/96
2.5	Brady Smith	vs. Carolina	9/12/99
2.5	Brian Young	at Cleveland	9/10/06

MOST BY PLAYER: Pat Swilling (7), Rickey Jackson (6), La'Roi Glover (5), Wayne Martin (3), Jim Wilks (3), Bruce Clark (2), Joe Johnson (2), Renaldo Turnbull (2), Frank Warren (2), Darion Conner (1), Charlie Clemons (1), **Charles Grant (1)**, Darren Howard (1), Brady Smith (1), Darrin Smith (1), Willie Whitehead (1), **Brian Young (1)**.

Regular Season

500+ yards total offense
SAINTS - 538, vs. Jacksonville, 11/4/07 (103 rushing, 435 passing)
Opponent - 605, vs. Minnesota, 10/27/04 (188 rushing, 417 passing)

400+ yards total offense
SAINTS - 413, at Chicago, 12/30/07 (105 rushing, 308 passing) **Opponent** - 435, vs. Philadelphia, 12/23/07 (184 rushing, 251 passing)

400+ yards passing by a player
SAINTS - 445, **QB Drew Brees**, vs. Jacksonville, 11/4/07 (49-35-3-0)
Opponent - 425, **QB Daunte Culpepper** vs. Minnesota, 10/17/04 (37-26-5-2)

300+ yards passing by a player
SAINTS - 320, **QB Drew Brees**, at Chicago, 12/30/07 (60-35-3-2)
Opponent - 313, **QB Luke McCown**, vs. Tampa Bay, 12/27/07 (37-29-2-1)

Six TD passes by a player
SAINTS - **QB Billy Kilmer**, at St. Louis, 11/2/69. **Opponent** - **QB Peyton Manning**, vs. Indianapolis, 9/28/03

Five TD passes by a player
SAINTS - **QB Drew Brees**, at Dallas, 12/10/06. **Opponent** - **QB Daunte Culpepper**, vs. Minnesota, 10/17/04

Four TD passes by a player
SAINTS - **QB Drew Brees**, at San Francisco, 10/28/07. **Opponent** - **QB Drew Brees**, at San Diego, 11/7/04

200 yards rushing by a player
SAINTS - 203, **RB Rueben Mayes** (28 att.) vs. Miami, 12/7/86
Opponent - 213, **RB Willie Parker** (22 att.) @ Pittsburgh, 11/12/06

100 yards rushing by a player
SAINTS - 105, **RB Pierre Thomas** (20 att.), at Chicago, 12/30/07
Opponent - 100, **RB Brian Westbrook** (17 att.), vs. Philadelphia, 12/23/07

Two 100-yard rushers in a game
SAINTS - 126, **RB Reggie Bush** (20 att.) & 108, **RB Deuce McAllister** (27 att.) @ NY Giants, 12/24/06
Opponent - 126, **RB Otis Anderson** (22 att.) & 102, **RB Wayne Martin** (22 att.) vs. St. Louis Cardinals, 10/5/80

300 yards receiving by a player
SAINTS - Has never happened
Opponent - 336, **WR Willie Anderson**, vs. L.A. Rams, 11/26/89 (15 rec.) - **NFL Record**

200 yards receiving by a player
SAINTS - 200, **WR Torrance Small**, at Denver, 12/24/94 (6 rec.)
Opponent - 220, **WR Jimmy Smith**, at Jacksonville, 11/21/99 (9 rec.)

100 yards receiving by a player
SAINTS - 121, **RB Pierre Thomas** (12 rec.), at Chicago, 12/30/07. **Opponent** - 159, **WR Joey Galloway** (7 rec.) vs. Tampa Bay, 12/2/07

Two 100-yard receivers in a game
SAINTS - 123, **WR Marques Colston** (11 rec.) & 111, (3 rec.) **WR Devery Henderson**, at Tampa Bay, 11/5/06
Opponent - 179, **WR Isaac Bruce** (7 rec.) & 107, **RB Trung Canidate** (10 rec.) at St. Louis, 10/28/01

Four TDs rushing by a player
SAINTS - Has never happened
Opponent - **RB Mike Anderson**, vs. Denver, 12/3/00

Three TDs rushing by a player

SAINTS - **RB Reggie Bush**, vs. San Francisco, 12/3/06. **Opponent** - **RB Lawrence Phillips**, at St. Louis, 8/31/97

Four TD catches by a player
SAINTS - **WR Joe Horn**, vs. N.Y. Giants, 12/14/03. **Opponent** - **WR Dave Williams**, at St. Louis Cardinals, 11/2/69.

Three TD catches by a player
SAINTS - **WR Marques Colston**, at San Francisco, 10/28/07. **Opponent** - **WR Chad Johnson** vs. Cincinnati, 11/19/06

Four TDs by a player (rushing, receiving, return)
SAINTS - **RB Reggie Bush**, vs. San Francisco, 12/3/06 (three rushing, one receiving). **Opponent** - **RB Mike Anderson**, vs. Denver, 12/3/00 (all rushing)

Three TDs by a player (rushing, receiving, return)
SAINTS - **RB Deuce McAllister**, at Baltimore, 12/8/02 (all rushing). **Opponent** - **WR Chad Johnson** (6 rec.) vs. Cincinnati, 11/19/06 (all receiving)

Seven field goals attempted in a game by a player
SAINTS - **K Morten Andersen**, vs. San Fran., 10/25/87 (Five made)
Opponent - **K Bobby Howfield**, at N.Y. Jets, 12/3/72 (Six made)

Six field goals attempted in a game by a player
SAINTS - **K John Carney**, at St. Louis, 9/26/04 (Five made)
Opponent - **K John Kasay**, vs. Carolina, 12/5/04 (Six made)

Five field goals attempted in a game by a player
SAINTS - **K John Carney**, vs. Buffalo, 10/2/05 (Four made)
Opponent - **K Paul Edinger**, at Minnesota, 9/25/05 (Four made).

Four field goals attempted by a player
SAINTS - **K Olindo Mare**, vs. Jacksonville, 11/4/07 (Two made)
Opponent - **K Olindo Mare**, vs. Miami, 10/30/05 (Four made)

Six field goals converted by a player
SAINTS - Has never happened
Opponent - **K John Kasay**, vs. Carolina, 12/5/04 (Six attempts)

Five field goals converted by a player
SAINTS - **K John Carney**, at St. Louis, 9/26/04 (Six attempts)
Opponent - **K John Kasay**, vs. Carolina, 9/8/96 (Five attempts).

Four field goals converted by a player
SAINTS - **K John Carney**, at Green Bay, 9/17/06 (Four made)
Opponent - **K Olindo Mare**, vs. Miami, 10/30/05 (Four attempts)

Three INTs in a game by a player
SAINTS - **S Sammy Knight**, at Buffalo, 9/9/01 (40 yards). **Opponent** - **LB Keith Bulluck**, vs. Tennessee, 9/21/07 (51 yards)

Interception returned for a TD
SAINTS - **S Roman Harper** (31 yards), at Atlanta, 12/10/07
Opponent - **S Vincent Fuller** (61 yards) vs. Tennessee, 9/24/07

Fumble returned for a touchdown
SAINTS - **RB Pierre Thomas**, at Seattle, 10/14/07 (5 yards off of punt snap fumble). **Opponent** - **WR Kevin Curtis**, vs. Philadelphia, 12/23/07, (fumble recovered in end zone)

Punt returned for a touchdown

SAINTS - **RB Reggie Bush**, vs. Tampa Bay, 10/8/06 (65 yards)
Opponent - **WR Devin Hester**, at Chicago, 12/30/07 (64 yards)

Kickoff returned for a touchdown
SAINTS - **WR Michael Lewis**, vs. Atlanta, 12/26/04 (96 yards)
Opponent - **RB Maurice Jones-Drew**, vs. Jacksonville, 11/4/07 (100 yards)

Punt blocked
SAINTS - **S Steve Gleason**, vs. Atlanta, 9/25/06. **Opponent** - **S David Gibson**, vs. Tampa Bay, 12/7/03

Punt blocked and returned for TD
SAINTS - **DE Frank Warren**, at San Diego, 11/17/91 (37 yards)
Opponent - **FB Mosi Tatupu**, vs. New England, 11/30/86 (17 yards)

Punt blocked and recovered in end zone for TD
SAINTS - **CB Curtis Deloach**, vs. Atlanta, 9/25/06. **Opponent** - **LB Roy Bennett**, at San Diego, 10/9/88

Punt blocked for a safety
SAINTS - **CB Robert Massey**, vs. Cleveland, 10/14/90. **Opponent** - Has never happened.

Safety scored
SAINTS - **DE Will Smith** sacked QB **Luke McCown**, vs. Tampa Bay, 12/2/07. **Opponent** - **G Jahri Evans** flagged for holding in end zone acked, at Chicago 12/30/07

Field goal blocked
SAINTS - **S Josh Bullocks**, at Seattle, 10/14/07 (44-yard attempt)
Opponent - **DE Julius Peppers**, vs. Carolina, 10/7/07 (20-yard attempt)

FG blocked and returned for TD
SAINTS - **LB Demario Williams**, vs. Atlanta, 10/16/05 (59 yards), kick blocked by **LB Michael Boley**
Opponent - **RB Ron Fellers**, at Dallas, 9/25/83 (62 yards)

PAT kick missed
SAINTS - **K John Carney**, vs. Cincinnati, 11/19/06 (blocked)
Opponent - **K Neil Rackers**, at Cincinnati, 12/22/02 (blocked)

PAT kick blocked
SAINTS - **DT Grady Jackson**, at Cincinnati, 12/22/02. **Opponent** - **CB Johnathan Joseph**, vs. Cincinnati, 11/19/06

Two-point attempt made
SAINTS - **RB Pierre Thomas** run, at Chicago, 12/30/07. **Opponent** - **QB Jake Delhomme** to **WR Muhsin Muhammad**, at Carolina, 1/2/05

Two-point attempt failed
SAINTS - **QB Drew Brees** pass, vs. St. Louis, 11/11/07. **Opponent** - **P Todd Sauerbrun** pass, at Carolina, 10/5/03

40+ points scored in a game
SAINTS - 41, vs. Jacksonville, 11/4/07
Opponent - 41, at Indianapolis, 9/6/07

50+ points scored in a game
SAINTS - 51, at Seattle, 11/21/76
Opponent - 62, vs. Atlanta, 9/16/73

Shutout scored in a game
SAINTS - 12-0, at N.Y. Jets, 12/24/95
Opponent - 0-38, vs. San Francisco, 1/6/02

INDIVIDUAL PLAYOFF RECORDS

Scoring

MOST POINTS

SAINTS - 18, Willie Jackson, vs. St. Louis (12/30/00)
Opponent - 12 (6x), Anthony Carter, vs. Minnesota (1/3/88); Michael Haynes, vs. Atlanta (12/28/91); Fred Barnett, vs. Philadelphia (1/3/93); Randy Moss, at Minnesota (1/6/01); Brian Westbrook, vs. Philadelphia (1/13/07); Thomas Jones, at Chicago (1/21/07)

MOST TOUCHDOWNS

SAINTS - 3, Willie Jackson, vs. St. Louis (12/30/00)
Opponent - 2 (6x), Anthony Carter, vs. Minnesota (1/3/88); Michael Haynes, vs. Atlanta (12/28/91); Fred Barnett, vs. Philadelphia (1/3/93); Randy Moss, at Minnesota (1/6/01); Brian Westbrook, vs. Philadelphia (1/13/07); Thomas Jones, at Chicago (1/21/07)

MOST PATS

SAINTS - 4, Doug Brien, vs. St. Louis (12/30/00)
Opponent - 5, Chuck Nelson, vs. Minnesota (1/3/88)

Rushing

MOST YARDS GAINED

SAINTS - 143, **Deuce McAllister (21 att.)**, vs. Philadelphia (1/13/07)
Opponent - 116, Brian Westbrook (13 att.), vs. Philadelphia (1/13/07)

MOST ATTEMPTS

SAINTS - 21, **Deuce McAllister**, vs. Philadelphia (1/13/07)
Opponent - 25, Robert Smith, vs. Minnesota (1/6/01)

MOST TOUCHDOWNS

SAINTS - 1 (4x), Dalton Hilliard, vs. Atlanta (12/28/91); Craig Heyward, vs. Philadelphia (1/3/93); **Deuce McAllister**, vs. Philadelphia (1/13/07); **Reggie Bush**, vs. Philadelphia (1/13/07)
Opponent - 2 (2x), Brian Westbrook, vs. Philadelphia (1/13/07); Thomas Jones, at Chicago (1/21/07)

HIGHEST AVERAGE PER ATTEMPT (min. 4 rushes)

SAINTS - 7.0 (4-28 yds.), Vaughn Dunbar, vs. Philadelphia (1/3/93)
Opponent - 12.8 (4-51 yds.), Daunte Culpepper, at Minnesota (1/6/01)

LONGEST SCORING RUSH

SAINTS - 5, **Deuce McAllister**, vs. Philadelphia (1/13/07)
Opponent - 62, Brian Westbrook, vs. Philadelphia (1/13/07)

Longest Non-Scoring Rush

SAINTS - 28, **Deuce McAllister**, vs. Philadelphia (1/13/07)
Opponent - 30, Daunte Culpepper, at Minnesota (1/6/01)

Passing

MOST TOTAL YARDS GAINED

SAINTS - 354, **Drew Brees**, at Chicago (1/21/06)
Opponent - 365, Kurt Warner, vs. St. Louis (12/30/00)

MOST ATTEMPTS

SAINTS - 49, **Drew Brees**, at Chicago (1/21/06)
Opponent - 40, Kurt Warner, vs. St. Louis (12/30/00)

MOST COMPLETED

SAINTS - 30, Aaron Brooks, at Minnesota (1/6/01)
Opponent - 24, Kurt Warner, vs. St. Louis (12/30/00)

MOST TOUCHDOWNS

SAINTS - 4, Aaron Brooks, vs. St. Louis (12/30/00)
Opponent - 3 (2x), Kurt Warner vs. St. Louis (12/30/00); Daunte Culpepper at Minnesota (1/6/01)

HIGHEST COMPLETION PERCENTAGE (min. 10 att.)

SAINTS - 62.5 (30-of-48), Aaron Brooks, at Minnesota (1/6/01); 62.5 (20-of-32), **Drew Brees**, vs. Philadelphia (1/13/07)
Opponent - 60.0 (18-of-30), Chris Miller, vs. Atlanta (12/28/91)

LONGEST SCORING PASS

SAINTS - 88, **Drew Brees** to **Reggie Bush**, at Chicago (1/21/07)
Opponent - 75, Jeff Garcia to Donté Stallworth, vs. Philadelphia (1/13/07)

LONGEST NON-SCORING PASS

SAINTS - 50, Aaron Brooks to Willie Jackson, vs. St. Louis (12/30/00)
Opponent - 38, Mike Tomczak to Dennis Gentry, at Chicago (1/6/91)

MOST INTERCEPTIONS

SAINTS - 3, Bobby Hebert, vs. Philadelphia (1/3/93)
Opponent - 3, Kurt Warner, vs. St. Louis (12/30/00)

Receiving

MOST RECEPTIONS

SAINTS - 13, Chad Morton, at Minnesota (1/6/01) - tied
NFL playoff record
Opponent - 8, Cris Carter, at Minnesota (1/6/01)

MOST YARDS GAINED

SAINTS - 144, Quinn Early, vs. Philadelphia (1/3/93)
Opponent - 144, Michael Haynes, vs. Atlanta (12/28/91)

MOST TOUCHDOWNS

SAINTS - 3, Willie Jackson, vs. St. Louis (12/30/00) - tied
NFL playoff record
Opponent - 2 (3x), Michael Haynes, vs. Atlanta (12/28/91); Fred Barnett, vs. Philadelphia (1/3/93); Randy Moss, at Minnesota (1/6/01)

Interceptions

MOST INTERCEPTIONS

SAINTS - 2, Sammy Knight, vs. St. Louis (12/30/00)
Opponent - 2, Eric Allen, vs. Philadelphia (1/3/93)

LONG INTERCEPTION RETURN

SAINTS - 52, Sammy Knight, vs. St. Louis (12/30/00)
Opponent - 31, Deion Sanders, vs. Atlanta (12/28/91)

MOST YARDS ON INTERCEPTIONS

SAINTS - 56 (2 int.), Sammy Knight, vs. St. Louis (12/30/00)
Opponent - 31 (1 int.), Deion Sanders, vs. Atlanta (12/28/91)

TOUCHDOWNS

SAINTS - none
Opponent - 1, Eric Allen (18 yds.), vs. Philadelphia (1/3/93)

Kickoff>Returns

MOST RETURN YARDS

SAINTS - 139, Fred McAfee, at Minnesota (1/6/01)
Opponent - 69, Tony Horne, vs. St. Louis (12/30/00)

MOST RETURNS

SAINTS - 7, Fred McAfee, at Minnesota (1/6/01)
Opponent - 5, Tony Horne, vs. St. Louis (12/30/00)

LONG RETURN

SAINTS - 39, Fred McAfee, vs. Atlanta (12/28/91)
Opponent - 39, Dennis Gentry at Chicago (1/6/91)

INDIVIDUAL PLAYOFF RECORDS

TOUCHDOWNS

SAINTS - none
Opponent - none

Punt>Returns

MOST RETURN YARDS

SAINTS - 33, Chad Morton, at Minnesota (1/6/01)
Opponent - 143, Anthony Carter, vs. Minnesota (1/3/88)

MOST RETURNS

SAINTS - 3 (3x), Patrick Newman, vs. Philadelphia (1/3/93); Chad Morton, vs. St. Louis (12/30/00); Chad Morton, at Minnesota (1/6/01)
Opponent - 6, Anthony Carter, vs. Minnesota (1/3/88)

LONG RETURN

SAINTS - 17, Chad Morton, vs. St. Louis (12/30/00)
Opponent - 84, Anthony Carter, vs. Minnesota (1/3/88)

TOUCHDOWNS

SAINTS - none
Opponent - 1, Anthony Carter (84 yds.), vs. Minnesota (1/3/88)

Punting

MOST PUNTS

SAINTS - 6 (2x), Brian Hansen, vs. Minnesota (1/3/88); Toby Gowin, vs. St. Louis (12/30/00)
Opponent - 7, Brad Maynard, vs. Chicago (1/21/07)

MOST YARDS

SAINTS - 265, Brian Hansen, vs. Minnesota (1/3/88)
Opponent - 332 Brad Maynard, vs. Chicago (1/21/07)

HIGHEST GROSS AVERAGE

SAINTS - 54.0, Tommy Barnhardt, vs. Atlanta (12/28/91)
Opponent - 51.2, Jeff Feagles, vs. Philadelphia (1/3/93)

LONG PUNT

SAINTS - 56, Tommy Barnhardt, vs. Atlanta (12/28/91)
Opponent - 66, Brad Maynard, vs. Chicago (1/21/07)

MOST PUNTS INSIDE THE 20

SAINTS - 2, Toby Gowin, at Minnesota (1/6/01)
Opponent - 4, Brad Maynard, vs. Chicago (1/21/07)

FieldGoals

MOST MADE

SAINTS - 2 (4x), Morten Andersen, at Chicago (1/6/91); Andersen, vs. Atlanta (12/28/91); Andersen, vs. Philadelphia (1/3/93); John Carney, vs. Philadelphia (1/13/07)
Opponent - 3 (2x), Chuck Nelson, vs. Minnesota (1/3/88); Kevin Butler, at Chicago (1/6/91)

MOST ATTEMPTS

SAINTS - 4, Morten Andersen at Chicago (1/6/91)
Opponent - 4, Kevin Butler, at Chicago (1/6/91)

LONGEST FIELD GOAL MADE

SAINTS - 47, Morten Andersen, at Chicago (1/6/91)
Opponent - 44, Gary Anderson, at Minnesota (1/6/01)

Defense (from press box totals)

MOST COMBINED TACKLES

SAINTS - 12, Sam Mills, at Chicago (1/6/91)
Opponent - 13, Dwayne Rudd, at Minnesota (1/6/01)

MOST SOLO TACKLES

SAINTS - 12, Sam Mills, at Chicago (1/6/91)
Opponent - 10, Dwayne Rudd, at Minnesota (1/6/01)

MOST SACKS

SAINTS - 2, Renaldo Turnbull, at Chicago (1/6/91); Frank Warren, vs. Atlanta (12/28/91)
Opponent - 2, Darwin Walker, vs. Philadelphia (1/13/07)

Miscellaneous

LONGEST SCORING DRIVE - PLAYS

SAINTS - 19, vs. Atlanta (12/28/91)
Opponent - 16, at Chicago (1/6/91)

LONGEST SCORING DRIVE - YARDS

SAINTS - 93, at Chicago (1/21/07)
Opponent - 85, at Chicago (1/21/07)

LONGEST SCORING DRIVE - TIME ELAPSED

SAINTS - 10:49, vs. Atlanta (12/28/91)
Opponent - 8:31, at Chicago (1/6/91)

SAINTS 100-YARD RUSHING GAMES

143, **Deuce McAllister**, vs. Philadelphia, (1/13/07)

OPPONENT 100-YARD RUSHING GAMES

123, Thomas Davis, at Chicago (1/21/07)
116, Brian Westbrook, vs. Philadelphia (1/13/07)
105, Heath Sherman, vs. Philadelphia (1/3/93)
102, Neal Anderson, at Chicago (1/6/91)

SAINTS 250-YARD PASSING GAMES

354, **Drew Brees**, at Chicago (1/21/07)
295, Aaron Brooks, at Minnesota (1/6/01)
291, Bobby Hebert, vs. Philadelphia (1/3/93)
273, Bobby Hebert, vs. Atlanta (12/28/91)
266, Aaron Brooks, vs. St. Louis (12/30/00)

OPPONENT 250-YARD PASSING GAMES

365, Kurt Warner, vs. St. Louis (12/30/00)
302, Daunte Culpepper, at Minnesota (1/6/01)
291, Chris Miller, vs. Atlanta (12/28/91)

SAINTS 100-YARD RECEIVING GAMES


142, Willie Jackson, vs. St. Louis (12/30/00)
132, **Reggie Bush**, at Chicago, (1/21/07)
125, Willie Jackson, at Minnesota (1/6/01)
106, Chad Morton, at Minnesota (1/6/01)

OPPONENT 100-YARD RECEIVING GAMES

144, Michael Haynes, vs. Atlanta (12/28/91)
127, Issac Bruce, vs. St. Louis (12/30/00)
121, Randy Moss, at Minnesota (1/6/01)
120, Cris Carter, at Minnesota (1/6/01)
102, Fred Barnett, vs. Philadelphia (1/3/93)

TEAMPLAYOFFRECORDS

Saints	Category	Opponents
31, vs. St. Louis (12/30/00)	Points	44 vs. Minnesota (1/3/88)
27, vs. Philadelphia (1/13/07)	FIRST DOWNS	28, vs. Minnesota (1/3/88)
15, vs. Philadelphia (1/13/07)	Rushing	14, vs. Minnesota (1/3/88)
16 (2x), last vs. Philadelphia (1/3/93)	Passing	16, vs. St. Louis (12/30/00)
4, vs. Atlanta (12/28/91)	Penalty	1 (3x), last vs. Philadelphia (1/3/93)
8 (15 att.), vs. Atlanta (12/28/91)	3rd Down Conversions	10 (17 att.), at Minnesota (1/6/01)
2 (3 att.), at Minnesota (1/6/01)	4th Down Conversions	2 (2 att.), at Chicago (1/21/07)
435, vs. Philadelphia (1/13/07)	TOTAL NET YARDS	429, at Minnesota (1/6/01)
72, vs. Philadelphia (1/13/07)	Total Offensive Plays	86, vs. Minnesota (1/3/88)
6.0 (2x), last vs. Philadelphia (1/13/07)	Average Gain	7.0, vs. Philadelphia (1/13/07)
208, vs. Philadelphia (1/13/07)	NET RUSHING YARDS	210, vs. Minnesota (1/3/88)
37, vs. Philadelphia (1/13/07)	Attempts	50, vs. Minnesota (1/3/88)
5.6, vs. Philadelphia (1/13/07)	Average Gain	6.2, vs. Philadelphia (1/13/07)
319, vs. Chicago (1/21/07)	NET PASSING YARDS	350, vs. St. Louis (12/30/00)
2 (3x), last (9 yds.) at Minnesota (1/6/01)	Sacked (Yards)	6 (42 yds.), vs. Minnesota (1/3/88)
354, vs. Chicago (1/21/07)	TOTAL PASSING YARDS	365, vs. St. Louis (12/30/00)
49, vs. Chicago (1/21/07)	Attempts	40, vs. St. Louis (12/30/00)
30, at Minnesota (1/6/01)	Completions	24, vs. St. Louis (12/30/00)
4, vs. Minnesota (1/3/88)	Interceptions	3, vs. St. Louis (12/30/00)
8.1, vs. St. Louis (12/30/00)	Average Gain	9.7, at Minnesota (1/6/01)
6 (2x), last vs. St. Louis (12/30/00)	Punts	7, vs. Chicago (1/21/07)
54.0, vs. Atlanta (12/28/91)	Average	51.2, vs. Philadelphia (1/3/93)
101, vs. Minnesota (1/3/88)	TOTAL RETURN YARDAGE	188, vs. Minnesota (1/3/88)
31, vs. Philadelphia (1/3/93)	Punt Returns	143, vs. Minnesota (1/3/88)
139, at Minnesota (1/6/01)	Kickoff Returns	112, vs. Philadelphia (1/11/07)
64, vs. St. Louis (12/30/00)	Interception Returns	36 (2x), last vs. Philadelphia (1/3/93)
7, at Minnesota (1/6/01)	Penalties	9, vs. St. Louis (12/30/00)
49, vs. Atlanta (12/28/91)	Penalty Yards	60 (2x), last at Minnesota (1/6/01)
4, (2x) last vs. Chicago (1/21/07)	Fumbles	4, vs. Minnesota (1/3/88)
3, vs. Chicago (1/21/07)	Fumbles Lost	2 (2x), last vs. St. Louis (12/30/00)
4, vs. St. Louis (12/30/00)	TOUCHDOWNS	5, vs. Minnesota (1/3/88)
2, vs. Philadelphia (1/13/07)	Rushing	4, vs. Chicago (1/21/07)
4, vs. St. Louis (12/30/00)	Passing	3 (4x), last at Minnesota (1/6/01)
0 (5x), last vs. Chicago (1/21/07)	Returns	1 (2x), last vs. Philadelphia (1/3/93)
35:24, vs. Philadelphia (1/13/07)	TIME OF POSSESSION	41:18, vs. Minnesota (1/3/88)



RegularSeason

Year	Overall	Pct.	Division	Coach	Home	Pct.	Road	Pct.		
1967	3-11	.214	4th-Capitol	Tom Fears	2-5	.286	1-6	.167		
1968	4-9-1	.321	3rd-Capitol	Tom Fears	3-4	.333	1-5-1	.143		
1969	5-9	.357	3rd-Capitol	Tom Fears	3-4	.333	2-5	.286		
1970	2-11-1	.179	4th-NFC West	Tom Fears (1-5-1)*	2-5	.286	0-6-1	.071		
				J.D. Roberts (1-6)						
1971	4-8-2	.357	4th-NFC West	J.D. Roberts	2-4-1	.357	2-4-1	.357		
1972	2-11-1	.179	4th-NFC West	J.D. Roberts	2-5	.286	0-6-1	.071		
1973	5-9	.357	3rd-NFC West	J.D. Roberts	5-2	.714	0-7	.000		
1974	5-9	.357	3rd-NFC West	John North	4-3	.571	1-6	.167		
1975	2-12	.143	4th-NFC West	John North (1-5)#	2-5	.286	0-7	.000		
				Ernie Hefferle (1-7)						
1976	4-10	.286	4th-NFC West	Hank Stram	2-5	.286	2-5	.286		
1977	3-11	.214	4th-NFC West	Hank Stram	2-5	.286	1-6	.167		
1978	7-9	.438	3rd-NFC West	Dick Nolan	3-5	.375	4-4	.500		
1979	8-8	.500	2nd-NFC West	Dick Nolan	3-5	.375	5-3	.625		
1980	1-15	.063	4th-NFC West	Dick Nolan (0-12)+	0-8	.000	1-7	.125		
				Dick Stanfel (1-3)						
1981	4-12	.250	4th-NFC West	Bum Phillips	2-6	.250	2-6	.250		
1982	4-5	.444	2nd-NFC West **	Bum Phillips	2-3	.400	2-2	.500		
1983	8-8	.500	3rd-NFC West	Bum Phillips	5-3	.625	3-5	.375		
1984	7-9	.438	3rd-NFC West	Bum Phillips	3-5	.375	4-4	.500		
1985	5-11	.313	3rd-NFC West	Bum Phillips (4-8)-	3-5	.375	2-6	.250		
				Wade Phillips (1-3)						
1986	7-9	.438	4th-NFC West	Jim Mora	4-4	.500	3-5	.375		
1987	12-3	.800	2nd-NFC West	Jim Mora	6-1	.857	6-2	.750		
				NFC Wild Card Playoffs: vs. Minnesota, L 10-44						
1988	10-6	.625	3rd-NFC West	Jim Mora	5-3	.625	5-3	.625		
1989	9-7	.563	3rd-NFC West	Jim Mora	5-3	.625	4-4	.500		
1990	8-8	.500	2nd-NFC West	Jim Mora	5-3	.625	3-5	.375		
				NFC Wild Card Playoffs: at Chicago, L 6-16						
1991	11-5	.688	1st-NFC West	Jim Mora	6-2	.750	5-3	.625		
				NFC Wild Card Playoffs: vs. Atlanta, L 20-27						
1992	12-4	.750	2nd-NFC West	Jim Mora	6-2	.750	6-2	.750		
				NFC Wild Card Playoffs: vs. Philadelphia, L 20-36						
1993	8-8	.500	2nd-NFC West	Jim Mora	4-4	.500	4-4	.500		
1994	7-9	.438	2nd-NFC West	Jim Mora	3-5	.375	4-4	.500		
1995	7-9	.438	5th-NFC West	Jim Mora	4-4	.500	3-5	.375		
1996	3-13	.188	5th-NFC West	Jim Mora (2-6)†	2-6	.250	1-7	.125		
				Rick Venturi (1-7)						
1997	6-10	.375	4th-NFC West	Mike Ditka	3-5	.375	3-5	.375		
1998	6-10	.375	3rd-NFC West	Mike Ditka	4-4	.500	2-6	.250		
1999	3-13	.188	5th-NFC West	Mike Ditka	3-5	.375	0-8	.000		
2000	10-6	.625	1st-NFC West	Jim Haslett	3-5	.375	7-1	.875		
				NFC Wild Card Playoffs: vs. St. Louis, W 31-28; NFC Divisional Playoff: at Minnesota, L 16-34						
2001	7-9	.438	3rd-NFC West	Jim Haslett	3-5	.375	4-4	.500		
2002	9-7	.563	3rd-NFC West	Jim Haslett	4-4	.500	5-3	.625		
2003	8-8	.500	2nd-NFC South	Jim Haslett	5-3	.625	3-5	.375		
2004	8-8	.500	2nd-NFC South	Jim Haslett	3-5	.375	5-3	.625		
2005	3-13	.188	4th-NFC South	Jim Haslett	1-7	.125	2-6	.250		
2006	10-6	.625	1st-NFC South	Sean Payton	4-4	.500	6-2	.750		
				NFC Divisional Playoffs: vs. Philadelphia, W 27-24; NFC Championship: at Chicago, L 14-39						
2007	7-9	.438	3rd-NFC South	Sean Payton	3-5	.375	4-4	.500		
				Totals Since 1967:	254-367-5	.410	136-176-1	.436	118-191-4	.383
				Tulane Stadium (1967-74):			23-32-1	.420		
				Louisiana Superdome (1975-present):			112-137	.450		
				Giants Stadium (2005):			0-1	.000		
				San Antonio Alamodome (2005):			1-2	.333		
				Tiger Stadium (2005):			0-4	.000		

PostSeason

Totals	Overall	Pct.	Home	Pct.	Road	Pct.
	2-6	.250	2-3	.400	0-3	.000
Louisiana Superdome (1975-present)			2-3	.400		

* - replaced by **J.D. Roberts** on 11/3/70; # - replaced by **Ernie Hefferle** on 10/27/75; + - replaced by **Dick Stanfel** on 11/24/80; - - replaced by **Wade Phillips** on 11/25/85; † - replaced by **Rick Venturi** on 10/21/96; ** - division finish unofficial due to strike.



SAINTS TIMELINE

1966

Nov. 1 - National Football League awarded 16th franchise to New Orleans as NFL Commissioner **Pete Rozelle** made the announcement at New Orleans' Ponchartrain Hotel ... the *New Orleans States-Item* headline that afternoon was "N.O. Goes Pro!"; **Dec. 15** - John W. Mecom, Jr. becomes majority stockholder-president of franchise; **Dec. 22** - Victor E. Schwenk appointed director of player personnel; **Dec. 27** - Tom Fears named franchise's 1st head coach.

1967

Jan. 9 - New Orleans' NFL franchise nicknamed Saints; **Jan. 27** - Saints signed 1st player, former Ole Miss & L.A. Rams kicker **Paige Cothren**; **Feb. 9** - Saints select 42 players in expansion draft; **March 8** - 1st season-ticket drive launched ... Saints sell 20,000 on 1st day & 33,400 before 1st game; **March 14** - Saints make Alabama FB **Leslie Kelley** top choice in NFL draft; **July 1** - Rookies report for 1st training camp at San Diego's Cal Western; **July 6** - FB great **Jim Taylor** signs with Saints; **July 10** - Veterans join rookies at training camp; **July 16** - DE **Doug Atkins** joined Saints in trade with the Chicago Bears; **July 20** - **Bert Rose** named general manager; **Aug. 2** - Saints lost to Los Angeles Rams, 16-7 in 1st preseason game at Anaheim, Calif.; **Aug. 12** - Saints score 1st preseason victory by beating the St. Louis Cardinals, 23-14, at Shreveport, La.; **Sept. 9** - Saints record 1st preseason win in New Orleans, downing the Atlanta Falcons, 27-14 ... the victory gave New Orleans a 5-1 preseason record, best ever for a 1st-year expansion team; **Sept. 17** - Saints open 1st regular season schedule in style as rookie RB **John Gilliam** returned the opening kickoff 94 yards for a TD, but lost to the Los Angeles Rams, 27-13 in front of 80,879 at Tulane Stadium; **Nov. 5** - Saints record first regular season win, beating the Philadelphia Eagles, 31-24 as **Walt Roberts** scores 3 TDs; **Dec. 17** - Saints defeat the Washington Redskins, 30-14 to wind up with a 3-11 record, which tied the record for most wins by a 1st-year expansion franchise.

1968

Jan. 30 - Saints select DT **Kevin Hardy** as 1st choice in NFL draft; **March 29** - **Victor E. Schwenk** named general manager; **Sept. 10** - FB **Jim Taylor** announces retirement.; **Dec. 15** - Saints beat the Pittsburgh Steelers, in season's final game to emerge with 4-9-1 record and 3rd place finish in Century Division ... Saints' 2-year record of 7-20-1, was best ever for an expansion club.

1969

Jan. 28 - Saints select G **John Shimmers** in 1st round of NFL draft; **Feb. 9** - NFL 16-year veteran **Doug Atkins** receives Vince Lombardi Award as NFL's most dedicated player; **Aug. 6** - K **Tom Dempsey** signed by the Saints; **Oct. 5** - In Los Angeles vs. the Rams, rookie **Tom Dempsey** kicks a 55-yard FG, the Saints longest field goal to date ... the kick was the NFL's longest that season and 1 yard shy of tying the NFL mark; **Nov. 2** - Saints snap 6-game losing streak at St. Louis, 51-42 ... the game set NFL record of most total passing TDs in a game as the Saints' **Billy Kilmer** and the Cardinals' Charlie Johnson connected on 6 each; **Nov. 16** - **Tom Dempsey** sets Saints record with 4 FGs against the N.Y. Giants, hitting his 4th with :11 left in the game to pull out a 25-24 victory; **Dec. 21** - Saints close 3rd season with 27-24 win over Pittsburgh to bring record to 5-9 ... **Danny Abramowicz** wins NFL receiving honors with 73 catches for 1,015 yards and 7 TDs ... DE **Doug Atkins** retired after 17 NFL seasons.

1970

Jan. 16 - In realignment of NFC, Saints form Western Division with the Los Angeles Rams, San Francisco 49ers & the Atlanta Falcons; **Jan. 27** - Saints selected Texas Southern WR **Ken Burrough** with the club's 1st choice in the NFL draft; **Aug. 8** - Saints head coach **Tom Fears**, a 9-year star WR with the L.A. Rams, inducted into the Pro Football Hall of Fame in Canton, Ohio ... on the same day, the Saints beat the Minnesota Vikings in the Hall of Fame Game, the franchise's 1st appearance in the contest; **Nov. 3** - J.D. Roberts replaces Tom Fears to become the 2nd head coach in Saints' history; **Nov. 8** - Saints' **Tom Dempsey** kicked a NFL-record 63-yard field goal on the game's final play to defeat Detroit, 19-17 in Roberts' 1st game as head coach ... the holder was **Joe Scarpati** & **Jackie Burkett** was the snapper ... Dempsey, born without toes on his right foot, wore a heavy square-toed kicking shoe. **Dec. 21** - Saints finish year with 2-11-1 record.

1971

Jan. 28 - Saints drafted Ole Miss QB **Archie Manning** with the 2nd overall selection in the NFL draft after club traded QB **Billy Kilmer** to Washington for LB **Tom Rousell** plus 4th & 8th round

SAINTS TIMELINE

picks in 1972 draft; **Aug. 11** - Construction began on the Louisiana Superdome; **Sept. 19** - Saints upset L.A. Rams in season opener in New Orleans, 24-20 ... rookie QB **Archie Manning** made 1st regular-season start & ran for 1-yard TD on the final play after he completed 16-of-29 passes for 218 yards & 1 TD; **Oct. 17** - **Archie Manning** rushed for 2 TDs as Saints defeated the eventual Super Bowl champion Dallas Cowboys, 24-20 before 83,088 at Tulane Stadium; **Dec. 10** - General manager **Victor E. Schwenk** relieved of his duties; **Dec. 19** - Saints finish season with 4-8-2 record.

1972

Jan. 7 - **Richard F. Gordon** retired from U.S. Navy aerospace program & was appointed executive VP of the Saints; **Feb. 1** - Saints selected Georgia G **Royce Smith** in 1st round of NFL draft; **Sept. 25** - Saints made 1st appearance on ABC's Monday Night Football, losing to the Kansas City Chiefs, 20-17; **Dec. 17** - Saints finished season 2-11-1.

1973

Jan. 29 - Saints traded 1st round draft choice to the Baltimore Colts for DE **Billy Newsome** ... Saints selected Oklahoma DE **Derland Moore** as the club's 1st selection in the 2nd round; **Aug. 26** - **John North** replaced J.D. Roberts & became the 3rd head coach in Saints' history; **Sept. 25** - Saints traded WR **Danny Abramowicz** to the San Francisco 49ers for their 4th & 5th round selections in the 1974 draft; **Nov. 4** - Saints scored 1st-ever shutout as they blanked Buffalo, 13-0 in Tulane Stadium ... Saints held Buffalo RB O.J. Simpson to his lowest rushing total of the season - 79 yards on 20 carries - as Simpson finished the year with then-NFL record 2,003 yards. **Dec. 16** - Saints finished season with a 5-9 mark, which tied the best record to date for the franchise.

1974

Jan. 29 - Saints picked Ohio State LB **Rick Middleton** with their 1st selection in the NFL draft; **Dec. 8** - Saints shut out the St. Louis Cardinals, 14-0 in the franchise's final game in Tulane Stadium ... Saints ended their 8-season stay in Tulane Stadium with a 23-32-1 home record; **Dec. 15** - Saints finished the season with a 5-9 record, which again tied the best mark in club history.

1975

Jan. 28 - Saints selected Purdue WR **Larry Burton** as the club's 1st pick in the 1st round of the NFL draft ... the Saints then traded DE **Billy Newsome** to the Jets for their 1st round pick & selected Ohio State T **Kurt Schumacher**; **Aug. 3** - Louisiana Superdome is dedicated; **Aug. 9** - The 1st football game is played in the Louisiana Superdome as the Houston Oilers beat the Saints, 13-7 in a preseason contest before 72,434; **Sept. 28** - In the 1st regular season NFL game in the Superdome, the Saints lost to the Cincinnati Bengals, 21-0, before 52,531 spectators. **Oct. 27** - **Ernie Hefferle**, Saints' director of pro personnel, named as interim head coach after **John North** was relieved of his duties ... **Hefferle** became the 4th head coach in Saints history; **Dec. 21** - Saints finished season with 2-12 record.

1976

Jan. 20 - Saints hired **Hank Stram** as the club's 5th head coach; **Jan. 26** - New Orleans hosted the NFC-AFC Pro Bowl game; **March 30** - Saints lost T **Dave Thompson** and RB **Morris LaGrand** to the Tampa Bay Buccaneers & DE **Joe Owens** to the Seattle Seahawks in the NFL expansion draft; **April 2** - Saints trade LB **Rick Middleton** to the San Diego Chargers for QB **Bobby Douglas** & a 3rd-round draft choice; **April 8** - Saints selected California RB **Chuck Muncie** in the 1st round of the NFL draft; **July 24** - Former FB **Jim Taylor**, who played the final season of his career with the Saints in 1967, was inducted into the Pro Football Hall of Fame in Canton, Ohio; **Sept. 26** - Head coach **Hank Stram** gained his 1st victory with the Saints, 27-17 on the road over his old team, the Kansas City Chiefs; **Nov. 21** - Saints beat Seattle Seahawks on the road, 51-27 to tie the club record for most points scored in a game; **Dec. 12** - Saints end season with 4-10 overall record.

1977

May 3 - Saints selected Maryland DE **Joe Campell** as the club's 1st selection in the NFL draft; **Dec. 18** - Saints ended season with 5-11 record ... RB **Chuck Muncie** set club season rushing mark with 811 yards and TE **Henry Childs** set the Saints season TD record with 9.

1978

Jan. 28 - **Hank Stram** is relieved of his duties as Saints head coach; **Feb. 6** - **Dick Nolan** is selected as the Saints' 6th head coach; **May 2** - Florida WR **Wes Chandler** was the Saints' 1st selection

SAINTSTIMELINE

in the NFL draft; **June 11** - QB Archie Manning won the NFL's Byron (Whizzer) White Award for his contributions to team, community & country; **Aug. 5** - Saints beat the Philadelphia Eagles, 14-7 in an exhibition game in Mexico City, the 1st NFL game played south of the U.S. border; **Dec. 17** - Saints ended season with a club-record 7-9 record. QB **Archie Manning** named NFC MVP by both *The Sporting News* & UPI & was selected to the Pro Bowl.

1979

May 3 - Saints selected Texas K **Russell Erxleben** with their 1st pick in the NFL draft; **June 5** - Saints moved administrative offices from Lee Circle to Louisiana Superdome; **Oct. 14** - Saints set club record for points in one half with 42 in the 2nd half (on 6 straight possessions) in 42-14 win at the Tampa Bay Buccaneers; **Oct. 28** - Saints moved into undisputed 1st place lead in NFC West with 14-10 win at the Washington Redskins ... the Saints stopped Washington a total of 18 times with goal to go and 7 times within the 2 yard line in defensive masterpiece; **Dec. 3** - RB **Chuck Muncie** rushed for 128 yards vs. the Oakland Raiders in a Monday Night Football matchup at the Superdome to become first Saint to surpass 1,000-yard milestone on the way to a 1,198-yard season ... Saints saw 35-14 lead disappear in 42-35 loss to the Raiders; **Dec. 16** - Saints ended the season with a club-record 8-8 record after beating eventual NFC champion Rams, 29-14; **Dec. 20** - **Steve Rosenbloom** was selected as executive VP & general manager of the Saints.

1980

Jan. 27 - RB **Chuck Muncie** is selected as Pro Bowl MVP as NFC won, 37-27 ... Saints had a club-record 5 Pro Bowl players as QB **Archie Manning**, S **Tommy Myers**, WR **Wes Chandler** & TE **Henry Childs** joined Muncie in Hawaii; **April 29** - Saints selected Colorado T **Stan Brock** with their 1st selection in the NFL draft; **Oct. 7** - Saints traded RB **Chuck Muncie** to the Oakland Raiders for the Raiders' 6th round selection in 1981 which the Saints later used to select Pittsburgh LB **Rickey Jackson**; **Nov. 24** - After 27-7 loss to the L.A. Rams in a Monday Night Football game at the Superdome, head coach **Dick Nolan** was relieved of his duties; **Nov. 25** - **Dick Stanfel** replaced **Dick Nolan** & became the Saints' 7th head coach; **Dec. 21** - Saints ended the season 1-15.

1981

Jan. 20 - General manager **Steve Rosenbloom** & VP of player personnel **Dick Steinberg** resigned; **Jan. 22** - O.A. (Bum) **Phillips** is announced as the Saints' 8th head coach; **April 28** - Saints select South Carolina RB & 1980 Heisman Trophy winner **George Rogers** with the 1st overall choice in NFL draft ... Rogers is 1 of 17 selections by Saints; **Nov. 8** - Saints defeated NFC West rival L.A. Rams, 21-13 at Anaheim Stadium to complete series sweep for 1st time in Saints history; **Dec. 20** - RB **George Rogers** gained 107 yards in 21-17 loss to San Francisco & became the NFL's rushing champion (& all-time rookie rusher) with 1,674 yards on the season ... Saints finished with a 4-12 mark.

1982

Jan. 31 - RB **George Rogers** played for the NFC in the Pro Bowl in Honolulu; **Feb. 17** - Head Coach O.A. (Bum) **Phillips** is named general manager in addition to his coaching title; **April 27** - Saints took Georgia WR **Lindsay Scott** with their 1st selection in the NFL draft; **Aug. 7** - Former DE **Doug Atkins**, who played the final 3 seasons of his career with the Saints from 1967-69, was inducted into the Pro Football Hall of Fame in Canton, Ohio; **Aug. 25** - Veteran QB **Ken Stabler** signed with Saints as a free agent; **Sept. 17** - Veteran QB Archie Manning was traded to the Houston Oilers for T **Leon Gray**; **Sept. 20** - NFL players went on strike ... 7 games were cancelled due to the strike; **Nov. 21** - NFL games resumed as the Saints defeated Kansas City, 27-17 at the Superdome; **Dec. 19** - RB **George Rogers** ran for 166 yards on the road at the Dallas Cowboys, which set the Saints single-game rushing record.

1983

Jan. 2 - Saints defeat Atlanta, 35-6 in the Superdome in a rescheduled game that concluded the 9-game season with a 4-5 record ... Saints narrowly missed the playoffs in a complicated labyrinth of tie-breakers; **July 30** - Saints play in Hall of Fame Game for 2nd time in franchise history as the Pittsburgh Steelers won, 27-14 at Canton, Ohio; **Sept. 4** - RB **George Rogers** set team single game rushing record with 206 yards on 24 carries in 38-17 opening day win over the St. Louis Cardinals at the Superdome; **Sept. 18** - Saints defeated the Chicago Bears, 34-31 at the Superdome in OT for the 1st sudden death victory in franchise history; **Dec. 18** - Saints narrowly

SAINTSTIMELINE

miss the NFC playoffs when the L.A. Rams' Mike Lansford kicked a 42-yard FG with :06 left for a 26-24 victory at the Superdome ... the Saints finished the season 8-8 (tied franchise record) with the NFC's top-ranked overall defense & the NFL's top defense against the pass, both franchise firsts.

1984

Feb. 18 - Saints acquired veteran QB **Richard Todd** from the New York Jets in exchange for the Saints top choice in the 1984 NFL draft; **May 1** - Saints selected Wichita State DT **James Geathers** in the 2nd round as their 1st selection in the NFL draft; **Oct. 9** - Saints acquired RB **Earl Campbell** from Houston for Saints 1st round draft choice in 1985; **Oct. 22** - QB **Ken Stabler** announced his retirement; **Nov. 19** - Saints record 1st-ever win on prime time with a 27-24 Monday Night Football victory over the Pittsburgh Steelers in the Superdome; **Nov. 26** - Saints owner **John W. Mecom Jr.** announced that the Saints were for sale for the non-negotiable price of \$75 million; **Dec. 15** - Saints finished the season 7-9.

1985

Jan. 27 - LB **Rickey Jackson**, DE **Bruce Clark** and P **Brian Hansen** represent the Saints at the Pro Bowl; **Feb. 14** - Negotiations for the sale of the Saints between **John Mecom, Jr.** and Chicago's **A.N. Pritzker** broke off, suddenly thrusting **Tom Benson**, negotiating in a secondary position for several weeks, to the forefront; **March 12** - New Orleanian **Tom Benson** reached agreement with **John Mecom, Jr.** for the sale of the Saints; **April 26** - Saints traded RB **George Rogers** and their 5th, 10th, and 11th round selections in the 1985 draft to the Washington Redskins for their top draft pick; **April 30** - Saints select Tennessee LB **Alvin Toles** as their first selection in the NFL draft; **May 31** - Ownership was transferred from **John W. Mecom, Jr.** to **Tom Benson** for the sale price of \$70.204 million. Benson becomes managing general partner of the Saints, opening the most successful era in club history; **Nov. 25** - Saints head coach O.A. (Bum) **Phillips** resigned as his son, defensive coordinator **Wade Phillips**, was named interim head coach, the ninth head coach in club history.

1986

Jan. 14 - With Benson now able to insert his management team, **Jim Finks** is named president/general manager of the Saints and joined in franchise ownership; **Jan. 22** - Interim head coach **Wade Phillips** and assistant coaches were released from their duties; **Jan. 28** - **Jim Mora** named the Saints' 10th head coach; **April 29** - Saints selected Virginia T **Jim Dombrowski** with their first pick in the NFL draft; **July 19** - RB **Earl Campbell** announced his retirement; **Sept. 21** - **Mel Gray** broke team record with 101-yard kickoff return for a TD at San Francisco ... the return was the Saints' first for a score since 1977; **Nov. 9** - Saints record fifth shutout in team history, holding L.A. Rams' **Eric Dickerson** to 57 yards - including only nine in the 2nd half - in a 6-0 win ... the victory evened the Saints' mark at 5-5 after a 1-4 start; **Dec. 7** - RB **Rueben Mayes** broke the team's single-game record with 207 yards vs. the Miami Dolphins, but his final gain was called back along with the winning TD ... the Saints lost 31-27 thriller as Mayes finished with 203 rushing yards; **Dec. 21** - Saints finished season at 7-9 ... RB **Rueben Mayes** finished with 1,353 yards rushing (fourth in the NFL) and is named consensus Rookie of the Year ... He was named to the Pro Bowl along with LB **Rickey Jackson** and K **Morten Andersen**.

1987

April 28 - Saints selected Brigham Young DE **Shawn Knight** as their first pick in the NFL draft; **Aug. 17** - FB **Hokie Gajan**, who attempted to come back from a 1985 knee injury, retired following an injury to his other knee; **Sept. 21** - NFL Players Association announced that players would be on strike following the weekend's games; **Oct. 4** - Saints defeated the L.A. Rams 37-10 in Superdome before 29,745 fans in club's first replacement game ... QB **John Fourcade**, a New Orleans native, led Saints to the win with two TD passes; **Oct 15** - NFL Players Association announced that the strike is over, but not in time to play the coming weekend's games; **Oct. 18** - Saints beat Chicago, 19-17 on four **Florian Kempf** FGs in the final replacement game played by the Saints ... the replacements posted a 2-1 record; **Oct. 25** - Saints fall to San Francisco, 24-22 in a Superdome thriller ... following the game, head coach **Jim Mora** made his highly-publicized "coulda, woulda, shoulda" proclamation to the media; **Nov. 1** - On the franchise's 22nd birthday, Saints posted the largest margin of victory in team history, shutting out Atlanta 38-0 ... the win was the 1st in team-record nine consecutive triumphs to close out the season; **Nov. 29** - Saints held on with two magnificent goal-line stands in the final quarter to defeat the Pittsburgh Steelers, 20-16 ... the victory ensured Saints' first winning record ever; **Dec. 6** - Saints beat the

SAINTS TIMELINE

Tampa Bay Buccaneers, 44-34 to lock up team's first playoff appearance; **Dec. 13** - Saints won seventh straight, 24-10 over the Houston Oilers which gave the Saints home field in the NFC Wild Card game; **Dec. 20** - Down 24-3 in the 2nd quarter, the Saints rallied behind backup QB **Dave Wilson** for a 31-24 win at Cincinnati, the biggest come-from-behind effort at the time in Saints' history; **Dec. 27** - Saints beat Green Bay, 33-24 to close with 12-3 record ... later that night, the San Francisco 49ers won their final game which kept the Saints from winning their first division title and gaining home-field advantage in the NFC playoffs... the Saints were set to host the Minnesota Vikings in the NFC Wild Card game.

1988

Jan. 3 - Saints jump out to a 7-0 lead, but the Minnesota Vikings took a 31-10 halftime advantage on the way to a 44-10 win over New Orleans in the NFC Wild Card game at the Superdome ... RB **Rueben Mayes** sustained torn ligaments in his knee, requiring surgery; **Feb. 7** - A club-record six Saints - K **Morten Andersen**, TE **Hoby Brenner**, G **Brad Edelman**, RB **Rueben Mayes**, LB **Sam Mills**, CB **Dave Waymer** - were tabbed for the Pro Bowl in Honolulu ... President/General Manager **Jim Finks** was honored as the NFL Executive of the Year and Coach **Jim Mora** was named NFL Coach of the Year; **April 24** - The Saints took FB **Craig Heyward** with their first selection in the NFL draft; **Nov. 20** - Saints score biggest win in team history in 42-0 romp over the Denver Broncos ... The win clinched the Saints' second consecutive winning season; **Dec. 11** - Saints finish the season with a 10-6 record.

1989

March 22 - NFL commissioner **Pete Rozelle**, who presided over the league for 29 years, announced his retirement at the NFL meetings in Palm Springs, Calif.; **April 23** - The Saints selected Arkansas DE **Wayne Martin** with their 1st selection in the NFL draft; **July 6** - NFL owners meet in Chicago for a 1st vote for a successor to retiring commissioner **Pete Rozelle** ... Saints President/General Manager **Jim Finks**, the only candidate, falls just short of the votes needed for election; **Sept. 10** - Saints score only opening-day shutout in team history with 28-0 win over Dallas in the Superdome; **Oct. 26** - Meeting in Cleveland, NFL owners select **Paul Tagliabue** to succeed **Pete Rozelle** as league commissioner; **Nov. 20** - Commissioner **Paul Tagliabue** appoints Saints President/General Manager **Jim Finks** as chairman of the NFL Competition Committee; **Dec. 24** - A 41-6 win over Indianapolis gave the Saints a 9-7 record, the Saints' third-consecutive winning season ... RB **Dalton Hilliard**, along with LBs **Vaughan Johnson** and **Pat Swilling** were selected to represent the Saints in the Pro Bowl ... T **Kevin Haverdink** and CB **Robert Massey** were named to several All-Rookie squads.

1990

Feb. 23 - Saints announce preseason schedule, which includes participation in American Bowl 1990 with the Oakland Raiders, played in Wembley Stadium in London, England; **April 22** - Saints selected DE **Renaldo Turnbull** with their first pick in the NFL draft; **Aug. 5** - Saints beat the Oakland Raiders, 17-10 in American Bowl in London's Wembley Stadium; **Dec. 31** - On New Year's Eve, a national TV audience saw the Saints' **Morten Andersen** kick a 24-yard FG with :02 left to beat the L.A. Rams, 20-17 which evened the Saints' final record at 8-8 and gave the club a berth in the NFC playoffs.

1991

Jan. 6 - The Chicago Bears defeat the Saints, 16-6, in the NFC Wild Card game in Chicago's Soldier Field; **Feb. 3** - LBs **Vaughan Johnson** and **Pat Swilling** represented the Saints in the Pro Bowl, along with K **Morten Andersen** ... DE **Renaldo Turnbull** led NFC rookies with a then club rookie record nine sacks as he was selected to several All-Rookie teams; **April 21** - The Saints took Miami (Fla.) WR **Wesley Carroll** with their first pick in the 2nd round of the NFL draft; **July 27** - Former RB **Earl Campbell**, who played the final two seasons of his career with the Saints from 1984-85, was inducted into the Pro Football Hall of Fame in Canton, Ohio; **Sept. 8** - The Saints defeated the Kansas City Chiefs, 17-0 for the first 2-0 start in team history ... The Saints win seven-straight games to open the season; **Dec. 16** - A 27-0 win over the L.A. Raiders broke a four-game losing streak, clinched a playoff spot and kept the Saints in the hunt for the NFC West title; **Dec. 22** - In Phoenix, the Saints beat the Cardinals 27-3 and won their first NFC West title with an 11-5 record ... the Saints defense allowed the fewest points in the league and were second in yards allowed; **Dec. 29** - Vying for the Saints' first playoff victory, the Falcons came from behind to defeat New Orleans, 27-20, at the Superdome.

SAINTS TIMELINE

1992

Feb. 2 - A total of four Saints were chosen for the NFC squad in the Pro Bowl ... LBs **Vaughan Johnson**, **Sam Mills** and **Pat Swilling** were named starters for the NFC, the most linebackers from a team in league history ... Special teams player **Bennie Thompson** also made the trip to Honolulu; **Dec. 3** - A close, 22-14 win over the Atlanta Falcons finished a three-game, 11-day stretch which put the Saints in the playoffs for the third consecutive year; **Dec. 26** - The Saints clinched the home-field advantage in the NFC Wild Card game with a 20-0 win over the N.Y. Jets on the road ... the Saints finished with a team-best 12-4 mark ... the club led the NFL in least points allowed with a club-record 202 ... New Orleans also led the NFL in most sacks (57) and least sacks allowed (15), the first time since 1977 that a club led the league in both categories.

1993

Jan. 3 - With the Saints holding a 20-7 lead in the 3rd quarter, the Philadelphia Eagles roared back with 26 fourth-quarter points to win the NFC Wild Card game, 36-20 over the Saints at the Superdome; **Feb. 7** - A club-record tying six Saints - LBs **Rickey Jackson**, **Vaughan Johnson**, **Sam Mills** and **Pat Swilling**, K **Morten Andersen** and C **Joel Hilgenberg** - participated in the Pro Bowl; **April 25** - LB **Pat Swilling** was traded by the Saints to the Detroit Lions for the their first- and fourth-round picks in the 1993 draft ... The Saints picked T **William Roaf** with the eighth overall selection; **April 29** - At a press conference, Owner **Tom Benson** announces that President/General Manager **Jim Finks** has been diagnosed with cancer. Finks entered the hospital on April 26, after the NFL draft ... Benson takes over temporarily in Finks' position during his absence; **April 30** - The disease that afflicted Saints President/General Manager **Jim Finks** was confirmed as lung cancer; **May 19** - A sports bill calling in part for renovations to the Louisiana Superdome and a new practice facility for the Saints passes state lawmakers in a vote in Baton Rouge; **July 14** - President/General Manager **Jim Finks** resigned; **July 31** - The Saints beat the Philadelphia Eagles, 28-16 in Tokyo, Japan in the third international exhibition game the Saints have played; **Sept. 12** - Saints establish a club record with 557 yards of total offense in a 34-31 road victory over the Atlanta Falcons; **Oct. 3** - The Saints defeated the L.A. Rams 37-6 in Anaheim, which improved their record to 5-0; **Dec. 28** - Three Saints, LBs **Renaldo Turnbull** & **Rickey Jackson** and PR/KR **Tyrone Hughes** were chosen to represent the NFC in the Pro Bowl ... Hughes was the four rookie in club history to receive the honor.

1994

Jan. 2 - The Saints close out the 1993 season with a 20-13 victory over the Cincinnati Bengals for an 8-8 record; **Jan. 4** - **Bill Kuharich** is promoted to VP of Football Operations; **April 24** - The Saints chose Louisville DE **Joe Johnson** with their first pick in the NFL draft; **May 8** - After battling lung cancer for more than a year, former Saints President/General Manager **Jim Finks** passed away at his Metairie home at the age of 66; **Oct. 23** - The Saints beat the L.A. Rams, 37-34 at the Superdome as **Tyrone Hughes** returned two kickoffs for TDs on his way to setting or tying seven team and four NFL records; **Dec. 24** - The Saints finish the season with a 7-9 record.

1995

Jan. 26 - An early-morning fire caused severe damage at the club's Saints Drive practice facility ... The two-alarm fire forced the team to move its operation out of the main building that was constructed in 1967; **Jan. 31** - Former Buffalo Bills LB **Jim Haslett** is hired as LBs coach for the Saints; **Feb. 5** - DE **Wayne Martin** and T **William Roaf** participated in Pro Bowl; **March 13** - The Superdome Commission approves the sale of \$14.5 million in bonds that will go toward the construction of a new practice facility for the Saints in Metairie; **April 22** - The Saints selected Washington State LB **Mark Fields** with their first pick in the NFL draft; **June 8** - Groundbreaking ceremonies are held for the Saints' new practice facility on Airline Drive in Metairie; **July 29** - The late **Jim Finks**, who served as the Saints' President/General Manager from 1986-93, was inducted into the Pro Football Hall of Fame in Canton, Ohio; **Dec. 24** - The Saints close the season with a 7-9 mark for the second-straight season.

1996

Jan. 12 - **Bill Kuharich**, VP of Football Operations was promoted to VP/General Manager; **Jan. 30** - **Jim Haslett** was promoted to defensive coordinator; **Feb. 4** - T **William Roaf** and CB **Eric Allen** participated in the Pro Bowl; **April 15** - For the first time in club history, the entire Saints organization is housed under one roof with the move to the club's new facility at 5800 Airline Drive in Metairie; **April 20** - The Saints selected Oregon CB **Alex Molden** with their first pick in

SAINTS TIMELINE

the NFL draft; **July 26** - Saints played in Hall of Fame Game for third time in franchise history as the Indianapolis Colts won, 10-3 at Canton, Ohio; **Oct. 21** - After a 19-7 defeat to the Carolina Panthers a day earlier, Saints head coach **Jim Mora**, the longest-tenured coach in all of professional sports at the time, resigned after 10 1/2 years with the club ... Mora, who led the Saints to their first winning seasons and first playoff appearances, ended his stay with a short statement thanking owner **Tom Benson** and the Saints fans for their support; **Oct. 23** - **Rick Venturi**, the Saints' linebackers coach, was named interim head coach, the 11th head coach in team history; **Dec. 12** - **T William Roaf** was selected as a starter for the NFC in the Pro Bowl, his third-consecutive selection ... DT **Wayne Martin** was chosen to the NFC team as an alternate; **Dec. 21** - The Saints finished the season with a 3-13 record.

1997

Jan. 28 - **Bill Kuharich** was promoted to President/General Manager/Chief Operating Officer of the Saints ... **Mike Ditka**, who won Super Bowl XX as a head coach, SB XIII as an assistant coach and SB VI as a player, was named the 12th head coach in club history; **April 19** - The Saints selected Colorado G **Chris Naeole** with their first pick in the NFL draft; **Oct. 19** - The Saints were shut out by the Carolina Panthers, 13-0, which snapped the club's 216-game scoring streak, the fifth-longest in NFL history and the second-longest active streak; **Nov. 16** - In the shortest OT game in NFL history, the Saints defeated the Seattle Seahawks, 20-17, on a **Doug Brien** 38-yard FG just 17 seconds into the extra period; **Dec. 21** - The Saints finished the season with a 6-10 mark.

1998

April 18 - The Saints selected San Diego State T **Kyle Turley** as their 1st pick in the NFL draft; **Dec. 27** - The Saints finish the season with a 6-10 record.

1999

Jan. 21 - **Dick Stanfel**, who served as offensive line coach for the Saints from 1997-98 and 1976-80 and was head coach for the final four games of 1980, announced his retirement; **April 17** - The Saints acquired the fifth overall selection from the Washington Redskins in exchange for the Saints' first- and third- through seventh-round draft choices in 1999 and New Orleans' first- and third-round picks in 2000 ... With the fifth overall pick, the Saints selected Texas RB **Ricky Williams**, the 1998 Heisman Trophy winner ... It marks the first time in NFL history that a single player represented a team's entire draft class; **May 19** - **Charles Bailey** is named assistant general manager; **Dec. 7** - Owner **Tom Benson** released a statement that said, "I will take whatever steps necessary at the end of the regular season to make the New Orleans Saints a winning franchise."

2000

Jan. 2 - The Saints finish the 1999 season with a 3-13 overall record; **Jan. 5** - Owner **Tom Benson** fired 22 employees, including President/General Manager **Bill Kuharich** and Coach **Mike Ditka**; **Jan. 27** - Following through on his promise to "take whatever steps are necessary ...", Owner **Tom Benson** hired **Randy Mueller** as General Manager of Football Operations and **Arnold D. Fielkow** as Director of Administration; **Feb. 3** - Former Saints assistant coach and defensive coordinator **Jim Haslett** was named as the 13th head coach in club history; **Feb. 23** - Saints signed former San Diego Chargers DT **Norman Hand** to a five-year deal ... It was the eighth free-agent acquisition of 2000, marking the busiest offseason in club history and placing them at the top of the league in free agent activity; **March 9** - Saints named Nicholls State University in Thibodaux, La., as their new summer training camp home; **April 15** - Saints picked Kansas State DE **Darren Howard** in the second round with their opening selection in the NFL draft; **July 31** - The club traded LB **K.D. Williams** and the third-round selection in the 2001 NFL draft to the Green Bay Packers for QB **Aaron Brooks** and TE **Lamont Hall**; **Oct. 8** - After a 1-3 start, the Saints reeled off a six-game winning streak, starting with a 31-10 win at the Chicago Bears. It was the fourth-longest win streak in club history; **Nov. 26** - Saints defeat the defending Super Bowl Champion St. Louis Rams on the road, 31-24, for franchise's 200th all-time victory; **Dec. 3** - Saints QB **Aaron Brooks** set the club passing yards mark (441) vs. the Denver Broncos in the Superdome in a 38-23 loss; **Dec. 10** - Saints set club record for road victories with a 7-1 mark after a 31-27 comeback win at the San Francisco 49ers ... QB **Aaron Brooks** sets a team record for quarterback with 108 yards rushing on 11 carries at the Niners ... Saints also set NFL record for best road record turnaround after an 0-8 record in 1999; **Dec. 17** - Saints all but wrapped up NFL playoff berth after 23-7 victory over Atlanta in the Superdome; **Dec. 18** - Saints clinched

SAINTS TIMELINE

second NFC West title after St. Louis lost, 38-35 at Tampa Bay ... the Saints were the seventh team since 1990 to go from last place to a division title the next season; **Dec. 24** - Saints wrapped up the regular season with a 10-6 mark after they overcame injuries to eight starters ... Coach **Jim Haslett** was selected Coach of the Year by several organizations ... The Saints defense set a club mark with 66 sacks, tied for the sixth-most in NFL history ... DT **La'Roi Glover** captured the NFL sack title with a club record-tying 17 while DE **Darren Howard** had a club rookie record 11 sacks ... WR **Joe Horn** set club marks for receptions (94) and reception yards (1,340); **Dec. 28** - DE **Joe Johnson** selected as the NFL Comeback Player of the Year by the *Associated Press* after he missed 1999 with a ruptured patellar tendon in his right knee suffered during training camp; **Dec. 30** - Saints won in postseason for the first time, a 31-28 victory over the St. Louis Rams in a NFC Wild Card Playoff game at the Superdome ... WR **Willie Jackson** tied a NFL postseason mark with three TD catches and QB **Aaron Brooks** threw four TD passes ... the win was clinched after the Saints' **Brian Milne** recovered a fumbled fair catch by the Rams' **Az-Zahir Hakim** with 1:51 remaining.

2001

Jan. 6 - Saints lost in the NFC Divisional Playoff at the Minnesota Vikings, 34-16 to end the club's storybook 2000 season; Coach **Jim Haslett** was selected as the NFL Coach of the Year by the *Associated Press*; **Feb. 4** - A club record-tying six Saints participated in the Pro Bowl in Honolulu; DT **La'Roi Glover**, DE **Joe Johnson** and T **William Roaf** started while WR **Joe Horn**, LB **Mark Fields** and LB **Keith Mitchell** were selected as reserves; **April 21** - Saints picked Ole Miss RB **Deuce McAllister** with their first selection in the NFL draft; **May 7** - Saints and Nicholls State University reached a four-year deal to keep training camp at the Thibodaux, La. school; **Sept. 30** - Saints played the first NFL game in New York after the attacks of Sept. 11 in a 21-13 loss at the N.Y. Giants.

2002

Jan. 6 - Saints concluded 2001 season with 7-9 mark; **Feb. 9** - S **Sammy Knight** and DT **La'Roi Glover** started in the Pro Bowl; **March 7** - Owner **Tom Benson** announced that he will start an Arena Football League team, the New Orleans Voodoo; **March 8** - Saints traded RB **Ricky Williams** to the Miami Dolphins for a first-round selection in the 2002 draft and a conditional third-round selection in 2003 (upgraded to a first-round pick in 2003 based on Williams' performance); **March 26** - Saints traded T **William Roaf** to the Kansas City Chiefs for a conditional 4th round pick in the 2003 draft (upgraded to a third-round pick in 2003 with Roaf's playing time); **April 20** - Saints picked Tennessee WR **Donté Stallworth** with their first selection in the NFL draft; **May 9** - Saints released General Manager of Football Operations **Randy Mueller** from his contract; **May 13** - Saints promoted **Mickey Loomis** to General Manager of Football Operations from Director of Football Administration; **Aug. 7** - Signed Coach **Jim Haslett** to a multi-year contract extension; **Sept. 7** - Signed QB **Aaron Brooks** to a six-year contract extension; **Sept. 22** - Saints charge back from 20-point deficit vs. Bears at Memorial Stadium in Champaign, Ill. QB **Aaron Brooks** tossed three TDs in the final three quarters, including a 29-yard scoring toss to WR **Donté Stallworth** with 1:11 remaining that proved to be the game-winner. The victory was the 20th of Coach **Jim Haslett's** coaching career; **Sept. 29** - WR **Donté Stallworth** became the first rookie in 20 years to catch a touchdown in his first four NFL games; **Oct. 13** - At Washington, WR **Michael Lewis** became the seventh player in NFL history - and the first in team record books - to return a punt and a kickoff for a touchdown in the same game. His 286 return yards vs. the Redskins ranked as the second-highest in Saints history. Lewis was named NFC Special Teams Player of the Week for his efforts in the 43-27 victory; **Oct. 20** - Saints improve to 6-1 with 35-27 win over San Francisco in the Superdome. In the win over the 49ers, QB **Aaron Brooks** passed for three touchdowns and ran for another and was named NFC Offensive Player of the Week. Five of New Orleans' first six victories came over playoff teams from 2001; **Dec. 8** - WR **Donté Stallworth** hauls in a 28-yard touchdown at Baltimore, giving him a team rookie-record seven scoring catches for the season. He finishes the year with eight; **Dec. 29** - RB **Deuce McAllister** rushed for 117 yards on 28 carries in finale vs. Carolina, his eighth 100-yard performance of the season (second-most in club history to the nine RB **George Rogers** posted in 1981) ... WR **Michael Lewis** finished the season with an NFL-record 2,432 yards of combined kickoff and punt return yardage. Lewis posted 1,807 yards in kickoff returns and 625 yards in punt returns - both team records ... K **John Carney** finished the year with a team-record 130 points. He also tied a team mark with 31 field goals, pulling even with K **Morten Andersen's** total in 1985 ... Saints conclude 2002 season at 9-7.

2003

Feb. 2 - Saints represented in Pro Bowl by WR **Joe Horn**, RB **Deuce McAllister**, kick/punt returner **WR Michael Lewis** and special teams ace RB **Fred McAfee**; **March 21** - Saints trade T **Kyle Turley** to the St. Louis Rams for a second-round pick in 2004; **April 14** - Saints sign free agent TE **Ernie Conwell** to a five-year contract; **April 15** - Club announces 2003 training camp will be held at the team's practice facility in Metairie, La.; **April 19** - Saints trade third- and seventh-round picks in 2003 and an undisclosed pick in 2004 to New England Patriots for S **Tebucky Jones**; **April 26** - The Saints select Georgia DT **Johnathan Sullivan** sixth overall in the NFL Draft. The choice was acquired from Arizona after New Orleans traded the Cardinals its two first-round picks (17th and 18th overall). As part of the deal, the two clubs also swapped second-round picks and the Saints received Arizona's fourth-round selection; **May 13** - Owner **Tom Benson** announces he will bring an Arena Football expansion franchise to the city, the New Orleans VooDoo; **Sept. 28** - RB **Deuce McAllister** rushes for 101 yards on 17 carries vs. the Indianapolis Colts, beginning a franchise-record streak of nine-straight 100-yard performances; **Oct. 19** - Saints post the third-highest scoring total in franchise history with a 45-17 romp over Atlanta at the Georgia Dome; **Nov. 2** - Saints win third-straight over defending Super Bowl-Champion Buccaneers at Tampa Bay, 17-14. In the game, **McAllister** sets a team record with his sixth-straight 100-yard game, and DE **Willie Whitehead** wins NFC Player of the Week honors with three sacks. **Nov. 16** - A 23-20 overtime win over the Atlanta Falcons gives the Saints their 100th victory in the Louisiana Superdome. **McAllister** sets a team record with 237 yards from scrimmage, including 173 rushing; **Nov. 30** - **McAllister** rushes for 165 yards on 31 carries in a 24-20 victory at Washington, his ninth-straight 100-yard game. The streak tied former Chicago RB Walter Payton and Jacksonville RB Fred Taylor for the third-longest in NFL history. He would be held below the milestone the following week vs. Tampa Bay; **Dec. 14** - QB **Aaron Brooks** tossed a career-high five TDs, including a club-record four caught by WR **Joe Horn**, in a 45-7 victory over the New York Giants in a nationally-televised game on ESPN. It marked the first time since 1989 that New Orleans posted over 40 points twice in the same season; **Dec. 21** - In one of the most memorable final plays from scrimmage in NFL history, the Saints pulled off a 75-yard, three-lateral touchdown as time expired to cut Jacksonville's lead to one point. WR **Jerome Pathon** capped the play with a leap into the end zone, but the PAT attempt by K **John Carney** sailed wide right, giving the Jaguars a 20-19 victory. **Dec. 28** - **McAllister** has 49 yards in the season-ending victory over Dallas, becoming only the second player in club history to go over 1,600 rushing yards in a season.

2004

Feb. 8 - Arena Football League's New Orleans VooDoo, also owned by **Tom Benson**, kickoff inaugural season at the Philadelphia Soul with a 42-34 victory; Saints represented in the Pro Bowl by RB **Deuce McAllister**; **March 4** - Signed RB **Aaron Stecker** (UFA-TB) to a four-year contract and re-signed CB **Fred Thomas** to a four-year contract; **March 8** - Signed DT **Brian Young** (UFA-StL); **April 8** - Saints trade fifth-round pick for CB **Jason Craft**; **April 24** - Saints select Ohio State DE **Will Smith** 18th overall in the NFL Draft. Saints trade a 2004 second-round pick to the Minnesota Vikings and receive their 2004 second- and fifth-round picks. Traded a third-round pick to Washington Redskins for their second-round choice in 2005; **Sept. 12** - WR **Joe Horn** had six receptions for 110 yards in opener vs. Seattle, becoming the first Saints wideout to have over 100 yards in 20 games; **Sept. 19** - QB **Aaron Brooks** completes 25 of 34 for 279 yards and three TDs in victory over San Francisco at the Superdome. His passer rating of 127.0 was the highest of the season. K **John Carney** added three field goals and a trio of PATs, giving him 1,446 career points to move into 10th on the NFL's all-time scoring list; **Sept. 26** - In the only overtime game of the season, a 28-25 win at St. Louis, **Brooks** led the Saints 38 yards on four plays in the final minute to set up a game-tying field goal by **Carney** to send the contest into OT. **Carney**, who was named NFC Special Teams Player of the Week for his efforts, connected on a 31-yard attempt on the Saints' opening possession of overtime to seal the road victory. It was the 13th come-from-behind victory of the quarterback's career. **Oct. 4** - Acquired CB **Mike McKenzie** in a trade with the Green Bay Packers. The Saints sent a second-round pick in 2005 and QB **J.T. O'Sullivan** to the Packers and received **McKenzie** and a future conditional draft choice. **Nov. 14** - RB **Deuce McAllister** rushes for 127 yards on 16 attempts in 27-20 victory vs. Kansas City. His second-quarter touchdown was his fourth-straight game with a TD, the longest streak of his career. **Nov. 21** - **Brooks** breaks franchise records for attempts (60) and completions (34) in defeat vs. Denver. **Dec. 8** - In vote by teammates, DE **Willie Whitehead** named Saints' Ed Block Courage Award winner; **Dec. 12** - P **Mitch Berger** wins NFC Special Teams Player of the

Week after dropping four punts inside the 20 in win at Dallas, part of a five-punt, 230-yard performance. **Dec. 19** - RB **Aaron Stecker** returns opening kickoff 98 yards against his former team, Tampa Bay. **Stecker** wins NFC Special Teams Player of the Week. **Brooks** found WR **Donté Stallworth** from seven yards out with 38 seconds remaining for the win. **Dec. 26** - **Horn** and **Berger** voted to the Pro Bowl; **Dec. 26** - WR **Michael Lewis** returned a kickoff 96 yards for a touchdown vs. Atlanta, giving the Saints a comfortable lead in the 26-13 victory. For his efforts, **Lewis** is named NFC Special Teams Player of the Week.

2005

Jan. 2 - Saints close 2004 season as one of the NFL's hottest teams, notching their fourth-straight victory with a 21-18 win at Carolina. WR **Joe Horn** hauled in a 44-yard touchdown, giving him a team-record 11 receiving TDs on the season. A potential game-tying field goal was blocked by DE **Tony Bryant** with four seconds remaining. **Bryant** became the fifth Saints' player to win the award in 2005, and the fourth-straight. The streak tied the NFL record for most consecutive winners of the award. Also, RB **Deuce McAllister** rushes for 140 yards, giving him 1,074 on the season. He becomes the first running back in club history to reach the milestone in three straight years; **April 23** - The Saints select Oklahoma T **Jammal Brown** 13th overall in the NFL Draft. **May 6** - Re-signed WR **Joe Horn** to six-year contract extension; **July 28** - RB **Deuce McAllister** re-signed to a six-year contract extension; **August 28** - In anticipation of Hurricane Katrina making landfall on the Gulf Coast, the team and operations staff flew to San Jose, Calif. early for the final preseason game at Oakland, **Sept. 1**. The team set up operations in a hotel and practiced at San Jose State in preparation for the preseason finale; **Sept. 1** - Following a 13-6 loss to the Raiders, players, coaches and football operations staff flew to San Antonio, Texas, where the club would conduct their day-to-day business for the 2005 season. The team is soon joined by the club's entire staff: marketing, ticket sales, administration, support and finance; **Sept. 8** - **Tom Benson** and his family announce the start of the New Orleans Saints Hurricane Katrina Relief Fund to provide aid and assistance to the people of the entire Gulf South region. The fund raised approximately \$1 million to benefit local causes; **Sept. 11** - A 47-yard FG by K **John Carney** with three seconds remaining lifted the Saints to a 23-20 victory at Carolina. After the game, the Saints organization gave game balls to the City of New Orleans and to the Gulf Coast. The presentation capped an emotional trip which began with the reading of a letter to the team from New Orleans Mayor Ray Nagin the night before the contest, a standing pregame ovation from the crowd of 72,920 and culminated by Carney's winning kick. The following week QB **Aaron Brooks** and Carney were featured on the cover of Sports Illustrated. Carney, who successfully connected on all three of his field goal attempts, was named NFC Special Teams Player of the Week. This marked the fifth-consecutive week a Saints player received the honor dating to the last four games of 2005, an NFL record. DE **Will Smith** also became the first Saints player to force a fumble in five-straight games; **Sept. 19** - New Orleans falls to the New York Giants, 27-10, in a scheduled home game that was moved to Giants Stadium. This would be the first of three stadiums where the Saints would play a home game in 2005. RB **Deuce McAllister** became the club's all-time rushing leader in the contest. **Sept. 25** - The Saints defeat Buffalo, 19-7, before 58,688 fans at the Alamo Dome in San Antonio, Texas, the team's first home game of the regular season in the location where they practice; **Oct. 30** - The Saints fall to Miami, 21-6 before 61,643 fans at Tiger Stadium in Baton Rouge, a game which marked the team's return to Louisiana. It was the first regular-season NFL contest played at LSU; **Dec. 7** - The athletic training staff honored the efforts of the coaches, players and staff in the wake of Hurricane Katrina by selecting the entire organization as the recipient of the 2005 Ed Block Courage Award; **Dec. 30** - Owner **Tom Benson** announces team will return to Louisiana and their Metairie facility in mid-January;

2006

Jan. 1 - The Saints lose at Tampa Bay and finish season 3-13; **Jan. 2** - Head coach **Jim Haslett** relieved of his duties. The team immediately begins a coaching search; **Jan. 10** - Club announces new business management team with the promotions of **Rita Benson LeBlanc** to Owner/Executive Vice President, **Dennis Lauscha** to Senior Vice President/Chief Financial Officer, **Ben Hales** to Vice President of Marketing and Business Development, **Vicky Neumeyer** to Vice President/General Counsel, and **Mike Stanfield** to Vice President of Ticket and Suite Sales; **Jan. 17** - The Saints reopened their offices in Metairie; **Jan. 18** - **Sean Payton** named as the 14th head coach in club history; **Feb. 5** - The NFL announces Saints will return to the Louisiana Superdome for their first regular-season home game at the stadium since 2004. It is later announced that they would be hosting the Atlanta Falcons Sept. 25; **Feb. 15** - 27 Louisiana

SAINTS TIMELINE

business leaders join to support the Saints' return to New Orleans to form the Saints Business Council; **March 14** - The Saints agreed to terms with former San Diego QB **Drew Brees** to a five-year contract, perhaps the most notable free-agent acquisition in team history; Saints equipment staff selected as Whitey Zimmerman Memorial Award winner for 2005 in a vote by their peers; **April 29** - Saints pick Heisman Trophy-winner RB **Reggie Bush** second overall in the NFL Draft **July 27** - Saints open training camp at Millsaps College in Jackson, Miss. **Sept. 10** - Saints kick off their 40th regular season and first under **Sean Payton** at Cleveland with a 19-14 victory; **Sept. 17** - After initially falling behind 13-0 at Green Bay, Saints storm back to open a season with back-to-back road victories for the first time in team history with a 34-27 win at Lambeau Field; **Sept. 25** - In the first contest at the stadium since it was used as a shelter of last resort during Hurricane Katrina, the Saints christened the refurbished Superdome with a 23-3 victory on Monday Night Football. U2 and Green Day performed before the game. **Nov. 19** - QB **Drew Brees** threw for a club-record 510 yards in a 31-16 loss to Cincinnati at the Superdome. The yardage total is the sixth-highest in NFL history. **Dec. 3** - RB **Reggie Bush** tied a team record with four touchdowns (three rushing and one receiving) in a 34-10 win over San Francisco. **Dec. 10** - On the national stage of Sunday Night Football, the Saints improved to 9-4 with a 42-17 win at Dallas. QB **Drew Brees** threw five touchdowns and was named NFC Offensive Player of the Week. Dec. 19 - QB **Drew Brees**, T **Jammal Brown** and DE **Will Smith** are voted to the Pro Bowl as starters. The Saints' coaches would join the threesome as the staff for the NFC squad following the season.

2007

Jan. 13 - The Saints defeated Philadelphia, 27-24 in the NFC Divisional Playoffs at the Superdome. RB **Deuce McAllister** rushed for 143 yards and a TD and added a touchdown reception in the second postseason win in club history. **Jan. 21** - In the team's first appearance in the NFC Championship Game, the Saints were defeated at Chicago, 39-14. The Saints sliced the Bears' lead to 16-14 in the second half and trailed by four early in the fourth quarter, but a handful of turnovers and miscues proved to be too much to overcome. **Feb. 2** - After the most memorable year in club history, QB **Drew Brees** is voted co-recipient of the NFL Walter Payton Man of the Year Award. It is one of a slew of awards won by Saints personnel following the 2006 season, including **Sean Payton** as a unanimous choice as NFL Coach of the Year and Executive Vice President/General Manager **Mickey Loomis** as NFL Executive of the Year by *The Sporting News* and *Pro Football Weekly/PFWA*. Brees and T **Jammal Brown** would also be selected to the Associated Press All-Pro team. **Aug. 5** - Opening the NFL preseason, the Saints took part in the Hall of Fame Game in Canton, Ohio, losing 20-7 to the Pittsburgh Steelers. **Sept. 6** - Selected to kick off the NFL's regular season in an NBC primetime broadcast, the Saints fell on the road to the defending Super Bowl champion Indianapolis Colts 41-10. **Oct. 28** - QB **Drew Brees** earned NFC Offensive Player of the Week honors in a 31-10 win at San Francisco, completing 31 of 39 passes for 334 yards and four TDs. **Nov. 4** - QB **Drew Brees** set a team record with 346 passing yards in the first half of a 41-24 win over Jacksonville and his 445-yard total for the game was the second-most by a Saints passer. **Dec. 23** - QB **Drew Brees** broke a 28-year-old franchise record when he completed his 17th consecutive pass, carrying his streak over from the prior week's game. The previous mark of 15 was held by **Archie Manning** and was set in 1979. **Dec. 30** - Rookie RB **Pierre Thomas** became the first player in Saints history and just the second rookie in NFL history to pick up 100 yards rushing and receiving in the same game, carrying the ball 20 times for 105 yards and catching 12 passes for 121 yards and a touchdown in his first career start at Chicago against the Bears; QB **Drew Brees** set an NFL record when he closed the season finale with 440 pass completions on the year, besting former Oakland QB Rich Gannon, who had held the mark at 418. Brees also broke a number of single-season franchise records, including passing yards, attempts, completions, completion percentage and touchdown passes, and also tied the team record of 60 pass attempts in a game.

2008

Feb. 1 - NFL announced that the Saints have been selected to participate in the NFL International Series, scheduling New Orleans to play a home game Oct. 26 against the San Diego Chargers at Wembley Stadium in London, England. **Feb. 29** - Saints acquired LB **Jonathan Vilma** from the New York Jets for a fourth-round draft choice in the 2008 draft. **March 2** - Saints agreed to terms with unrestricted free agents CB **Randall Gay** and DE **Bobby McCray**. April 8 - Owner **Tom Benson** donates \$15 million to The Oblate School of Theology in San Antonio.

SAINTS UNIFORM HISTORY

1967: Helmets - Gold helmet, black Fleur-de-Lis emblem with white outline on both sides with black/white/black center stripes and gray facemasks. **Jerseys** - Black, gold numerals (white trim) with white and gold sleeve stripes and TV numerals on shoulder; White, gold numerals (black trim) with black and gold sleeve stripes and TV numerals on shoulder. **Pants** - Gold with black/white/black stripes. **Socks** - White with black and gold stripes.

1968: Helmets - Gold helmet, black Fleur-de-Lis emblem with white outline on both sides with black/white/black center stripes (first 2 games) and gray facemasks. Center stripes were changed to white/black/white for the final 12 games.

1969: Helmets (Preseason only) - Black helmet, gold Fleur-de-Lis emblem with white outline on both sides with white/gold/white center stripes and gray facemasks. Saints' helmets have been exclusively gold in color since with black/white/black center stripes. **Jerseys** - Black, solid white numerals with white and gold sleeve stripes and TV numerals on shoulder; White, solid black numerals with black and gold sleeve stripes and TV numerals on shoulder; Both black and white jerseys were changed to 1967-68 style for the final nine games. NFL 50th Anniversary patch worn on right sleeve.

1970: Jerseys - Black, solid white numerals with white and gold sleeve stripes and TV numerals on shoulder; White, solid black numerals with white and gold sleeve stripes and TV numerals on shoulder.

1975: Jerseys - TV numerals moved to sleeves. **Pants** - White with black/gold/black stripes.

1976: Helmets - Facemask color changed to black. **Pants** - Black with gold/white/gold stripes worn with white jerseys only.

1983: Jerseys - Numerals changed to "San Diego" screen-on style (Thin border around the numeral with no contact between the numeral & border). **Socks** - White with solid black.

1986: Jerseys - Sleeve stripes eliminated & TV numerals moved to shoulder; Fleur-de-Lis and Louisiana emblem on both sleeves. **Pants** - Gold with wide solid black stripe, Fleur-de-Lis and Louisiana emblem inside the stripe at the hip worn with both jerseys. **Socks** - White with wide gold stripe on black background.

1991: Jerseys - Saints' 25th anniversary patch worn on right front shoulder.

1994: Jerseys - As part of the NFL's 75th Anniversary celebration, team wore 1967-style "throwback" uniforms for the 3rd through 5th games of the season; NFL 75th anniversary patch worn on right front shoulder.

1996: Jerseys - White, gold numerals with black trim, Fleur-de-Lis emblem on sleeve and TV numerals on shoulder; Black, gold numerals with white trim, Fleur-de-Lis emblem on sleeve and TV numerals on shoulder; Saints' 30th anniversary patch worn on right front shoulder. **Pants** - Gold with wide solid black stripe and gold Fleur-de-Lis emblem inside stripe at the hip. **Socks** - White with solid black.

1999: Jerseys - White, black numerals with gold trim; no changes to black jerseys. **Pants** - Black with wide solid gold stripe and black Fleur-de-Lis emblem inside stripe at the hip worn with white jersey only.

2000: Helmets - Fleur-de-Lis emblem updated with white/gold/black outline. **Jerseys** - Only change was updated Fleur-de-Lis emblem on sleeve. Team wore white jersey in NFC Wild Card game vs. St. Louis Rams, instead of usual home black. **Pants** - Gold with wide solid black stripe and gold Fleur-de-Lis emblem inside stripe at the hip worn with both jerseys.

2001: Jerseys - Wore white as primary jersey for all games except road games when opponent wore white (black jerseys worn). **Pants** - Solid black with gold Fleur-de-Lis emblem at the hip with both jerseys. Saints wore all-black combination for first time at Carolina (Oct. 14) and for the final two games of the season.

2002: Jerseys - Returned to wearing black as primary home jersey. As part of NFL's Thanksgiving Classics celebration, team wore 1967-style "throwback" uniform with black jersey, gold pants and original helmet logo with grey facemask vs. Tampa Bay (Dec. 1). Gold alternate jersey with black numerals and white trim worn vs. Minnesota (Dec. 15). **Pants** - Gold with wide solid black stripe and gold Fleur-de-Lis emblem inside stripe at the hip with black jerseys and white jersey at Cincinnati (Dec. 22). Solid black with gold Fleur-de-Lis emblem at the hip worn with white and gold jerseys.

2006: Jerseys - Gold Louisiana emblem patch with Fleur-de-Lis on left shoulder.

2007: Jerseys - Gold Louisiana emblem removed from left shoulder.

SEASONRESULTS (1967-70)

HOME GAMES IN BOLD CAPS - All attendance figures from 1990 - present are based on tickets distributed
 MN - Monday Night; SN - Sunday Night; TN - Thursday Night; FR - Friday; SAT - Saturday

1967: 3-11 (4th-Capitol)

Date	Opponent	Location	Result	Attendance
9/17	L.A. RAMS	TULANE STADIUM	L	13-27
9/24	WASHINGTON REDSKINS	TULANE STADIUM	L	10-30
10/1	CLEVELAND BROWNS	TULANE STADIUM	L	7-42
10/8	at N.Y. Giants	Yankee Stadium	L	21-27
10/15	at Dallas Cowboys	Cotton Bowl	L	10-14
10/22	at San Francisco 49ers	Kezar Stadium	L	13-27
10/29	PITTSBURGH STEELERS	TULANE STADIUM	L	10-14
11/5	PHILADELPHIA EAGLES	TULANE STADIUM	W	31-24
11/12	DALLAS COWBOYS	TULANE STADIUM	W	10-27
11/19	at Philadelphia Eagles	Franklin Field	L	21-48
11/26	ATLANTA FALCONS	TULANE STADIUM	W	27-24
12/3	at St. Louis Cardinals	Busch Stadium	L	20-31
12/10	at Baltimore Colts	Memorial Stadium	L	10-30
12/17	at Washington Redskins	D.C. Stadium	W	30-14
				233-379
				901,971

1968: 4-9-1 (3rd-Century)

Date	Opponent	Location	Result	Attendance
9/15	CLEVELAND BROWNS	TULANE STADIUM	L	10-24
9/22	WASHINGTON REDSKINS	TULANE STADIUM	W	31-17
9/29	ST. LOUIS CARDINALS	TULANE STADIUM	W	20-21
10/6	at N.Y. Giants	Yankee Stadium	L	21-38
10/13	MINNESOTA VIKINGS	TULANE STADIUM	W	20-17
10/20	at Pittsburgh Steelers	Pitt Stadium	W	16-12
10/27	at St. Louis Cardinals	Busch Stadium	L	17-31
11/3	DALLAS COWBOYS	TULANE STADIUM	L	3-17
11/10	at Cleveland Browns	Municipal Stadium	L	17-35
11/17	at Green Bay Packers (Milw.)	Milwaukee County Stadium	L	71,025
11/24	at Detroit Lions	Tiger Stadium	L	7-29
12/1	CHICAGO BEARS	TULANE STADIUM	T	20-20
12/8	at Philadelphia Eagles	Franklin Field	L	17-23
12/15	PITTSBURGH STEELERS	TULANE STADIUM	W	17-29
				24-14
				246-327
				882,121

1969: 5-9 (3rd-Capitol)

Date	Opponent	Location	Result	Attendance
9/21	WASHINGTON REDSKINS	TULANE STADIUM	L	20-26
9/28	DALLAS COWBOYS	TULANE STADIUM	L	17-21
10/5	at L.A. Rams	L.A. Memorial Coliseum	L	17-36
10/12	CLEVELAND BROWNS	TULANE STADIUM	L	17-27
10/19	BALTIMORE COLTS	TULANE STADIUM	L	10-30
10/26	at Philadelphia Eagles	Franklin Field	L	10-13
11/2	at St. Louis Cardinals	Busch Stadium	W	60,658
11/9	at Dallas Cowboys	Cotton Bowl	L	51-42
11/16	at N.Y. Giants	Yankee Stadium	W	25-24
11/23	SAN FRANCISCO 49ERS	TULANE STADIUM	W	43-38
11/30	PHILADELPHIA EAGLES	TULANE STADIUM	W	26-17
12/7	at Atlanta Falcons	Atlanta-Fulton County Stadium	L	17-45
12/14	at Washington Redskins	R.F.K. Stadium	L	14-17
12/21	PITTSBURGH STEELERS	TULANE STADIUM	W	27-24
				311-393
				921,972

1970: 2-11-1 (4th-NFC West)

Date	Opponent	Location	Result	Attendance
9/20	ATLANTA FALCONS	TULANE STADIUM	L	3-14
9/27	at Minnesota Vikings	Metropolitan Stadium	L	0-26
10/4	N.Y. GIANTS	TULANE STADIUM	W	14-10
10/11	at St. Louis Cardinals	Busch Stadium	L	17-24
10/18	at San Francisco 49ers	Kezar Stadium	T	20-20
10/25	at Atlanta Falcons	Atlanta-Fulton County Stadium	L	14-32
11/1	L.A. RAMS	TULANE STADIUM	L	17-30
11/8	DETROIT LIONS	TULANE STADIUM	W	19-17
11/15	at Miami Dolphins	Orange Bowl	L	10-21
11/22	DENVER BRONCOS	TULANE STADIUM	L	6-31
11/29	at Cincinnati Bengals	Riverfront Stadium	L	6-26
12/6	at L.A. Rams	L.A. Memorial Coliseum	L	16-34
12/13	SAN FRANCISCO 49ERS	TULANE STADIUM	L	27-38
12/20	CHICAGO BEARS	TULANE STADIUM	L	3-24
				172-347
				843,342

SEASONRESULTS (1971-74)

1971: 4-8-2 (4th-NFC West)

Date	Opponent	Location	Result	Attendance
9/19	L.A. RAMS	TULANE STADIUM	W	24-20
9/26	SAN FRANCISCO 49ERS	TULANE STADIUM	L	20-38
10/3	at Houston Oilers	Astrodome	T	13-13
10/10	at Chicago Bears	Soldier Field	L	14-35
10/17	DALLAS COWBOYS	TULANE STADIUM	W	24-14
10/24	at Atlanta Falcons	Atlanta-Fulton County Stadium	L	6-28
10/31	at Washington Redskins	R.F.K. Stadium	L	14-24
11/7	OAKLAND RAIDERS	TULANE STADIUM	T	21-21
11/14	at San Francisco 49ers	Candlestick Park	W	26-20
11/21	MINNESOTA VIKINGS	TULANE STADIUM	W	10-23
11/28	at Green Bay Packers (Milw.)	Milwaukee County Stadium	W	29-21
12/5	at L.A. Rams	L.A. Memorial Coliseum	L	28-45
12/12	CLEVELAND BROWNS	TULANE STADIUM	L	17-21
12/19	ATLANTA FALCONS	TULANE STADIUM	L	20-24
				266-347
				932,267

1972: 2-11-1 (4th-NFC West)

Date	Opponent	Location	Result	Attendance
9/17	at L.A. Rams	L.A. Memorial Coliseum	L	14-34
9/25	KANSAS CITY CHIEFS - MN	TULANE STADIUM	L	17-20
10/1	SAN FRANCISCO 49ERS	TULANE STADIUM	L	2-37
10/8	at N.Y. Giants	Yankee Stadium	L	21-45
10/15	ATLANTA FALCONS	TULANE STADIUM	L	14-21
10/22	at San Francisco 49ers	Candlestick Park	T	20-20
10/29	PHILADELPHIA EAGLES	TULANE STADIUM	W	21-3
11/5	at Minnesota Vikings	Metropolitan Stadium	L	6-37
11/12	at Atlanta Falcons	Atlanta-Fulton County Stadium	L	20-36
11/19	at Detroit Lions	Tiger Stadium	L	14-27
11/26	L.A. RAMS	TULANE STADIUM	W	19-16
12/3	at N.Y. Jets	Shea Stadium	L	17-18
12/10	NEW ENGLAND PATRIOTS	TULANE STADIUM	L	10-17
12/17	GREEN BAY PACKERS	TULANE STADIUM	L	20-30
				215-361
				880,545

1973: 5-9 (3rd-NFC West)

Date	Opponent	Location	Result	Attendance
9/16	ATLANTA FALCONS	TULANE STADIUM	L	7-62
9/24	at Dallas Cowboys - MN	Texas Stadium	L	3-40
9/30	at Baltimore Colts	Memorial Stadium	L	10-14
10/7	CHICAGO BEARS	TULANE STADIUM	W	21-16
10/14	DETROIT LIONS	TULANE STADIUM	W	20-13
10/21	at San Francisco 49ers	Candlestick Park	L	0-40
10/28	WASHINGTON REDSKINS	TULANE STADIUM	W	19-3
11/4	BUFFALO BILLS	TULANE STADIUM	W	13-0
11/11	at L.A. Rams	L.A. Memorial Coliseum	L	7-29
11/18	at San Diego Chargers	San Diego Stadium	L	14-17
11/25	L.A. RAMS	TULANE STADIUM	L	13-24
12/2	at Green Bay Packers (Milw.)	Milwaukee County Stadium	L	10-30
12/9	SAN FRANCISCO 49ERS	TULANE STADIUM	W	16-10
12/16	at Atlanta Falcons	Atlanta-Fulton County Stadium	L	10-14
				163-312
				794,900

1974: 5-9 (3rd-NFC West)

Date	Opponent	Location	Result	Attendance
9/15	SAN FRANCISCO 49ERS	TULANE STADIUM	L	13-17
9/22	at L.A. Rams	L.A. Memorial Coliseum	L	0-24
9/29	ATLANTA FALCONS	TULANE STADIUM	W	14-13
10/6	at Chicago Bears	Soldier Field	L	10-24
10/13	at Denver Broncos	Mile High Stadium	L	45,818
10/20	at Atlanta Falcons	Atlanta-Fulton County Stadium	W	17-35
10/27	PHILADELPHIA EAGLES	TULANE STADIUM	W	13-3
11/3	at Detroit Lions	Tiger Stadium	W	14-10
11/10	MIAMI DOLPHINS	TULANE STADIUM	W	14-19
11/17	L.A. RAMS	TULANE STADIUM	L	0-21
11/25	PITTSBURGH STEELERS - MN	TULANE STADIUM	W	20-7
12/1	at Minnesota Vikings	Metropolitan Stadium	L	7-28
12/8	ST. LOUIS CARDINALS	TULANE STADIUM	W	9-29
12/15	at San Francisco 49ers	Candlestick Park	L	14-0
				166-263
				789,156

SEASONRESULTS (1975-78)

1975: 2-12 (4th-NFC West)

Head Coaches: John North (6 games, 1-5) & Ernie Hefferle (8 games, 1-7)					
9/21	at Washington Redskins	R.F.K. Stadium	L	3-41	54,414
9/28	CINCINNATI BENGALS	LOUISIANA SUPERDOME	L	0-21	52,531
10/5	at Atlanta Falcons	Atlanta-Fulton County Stadium	L	7-14	29,444
10/12	GREEN BAY PACKERS	LOUISIANA SUPERDOME	W	20-19	51,371
10/19	at San Francisco 49ers	Candlestick Park	L	21-35	39,990
10/26	at L.A. Rams	L.A. Memorial Coliseum	L	14-38	54,723
11/2	ATLANTA FALCONS	LOUISIANA SUPERDOME	W	23-7	49,342
11/9	at Oakland Raiders	Oakland Coliseum	L	10-48	51,267
11/16	MINNESOTA VIKINGS	LOUISIANA SUPERDOME	L	7-20	52,765
11/23	SAN FRANCISCO 49ERS	LOUISIANA SUPERDOME	L	6-16	40,328
11/30	at Cleveland Browns	Municipal Stadium	L	16-17	44,753
12/7	L.A. RAMS	LOUISIANA SUPERDOME	L	7-14	39,358
12/14	at N.Y. Giants	Shea Stadium	L	14-28	40,150
12/21	CHICAGO BEARS	LOUISIANA SUPERDOME	L	17-42	33,371
				165-360	633,807

1976: 4-10 (3rd-NFC West)

HEAD COACH: HANK STRAM					
9/12	MINNESOTA VIKINGS	LOUISIANA SUPERDOME	L	9-40	58,156
9/19	DALLAS COWBOYS	LOUISIANA SUPERDOME	L	6-24	61,413
9/26	at Kansas City Chiefs	Arrowhead Stadium	W	27-17	53,918
10/3	HOUSTON OILERS	LOUISIANA SUPERDOME	L	26-31	51,973
10/10	ATLANTA FALCONS	LOUISIANA SUPERDOME	W	30-0	51,521
10/17	at San Francisco 49ers	Candlestick Park	L	3-33	43,160
10/24	L.A. RAMS	LOUISIANA SUPERDOME	L	10-16	51,984
10/31	at Atlanta Falcons	Atlanta-Fulton County Stadium	L	20-23	34,127
11/7	at Green Bay Packers (Milw.)	Milwaukee County Stadium	L	27-32	52,936
11/14	DETROIT LIONS	LOUISIANA SUPERDOME	W	17-16	42,048
11/21	at Seattle Seahawks	Kingdome	W	51-27	61,865
11/28	at L.A. Rams	L.A. Memorial Coliseum	L	14-33	54,906
12/5	at New England Patriots	Schaefer Stadium	L	6-27	53,592
12/12	SAN FRANCISCO 49ERS	LOUISIANA SUPERDOME	L	7-27	42,536
				253-346	714,135

1977: 3-11 (4th-NFC West)

Head Coach: Hank Stram					
9/18	GREEN BAY PACKERS	LOUISIANA SUPERDOME	L	20-24	56,250
9/25	at Detroit Lions	Silverdome	L	19-23	51,548
10/2	at Chicago Bears	Soldier Field	W	42-24	51,488
10/9	SAN DIEGO CHARGERS	LOUISIANA SUPERDOME	L	0-14	53,942
10/16	at L.A. Rams	L.A. Memorial Coliseum	L	7-14	46,045
10/23	at St. Louis Cardinals	Busch Stadium	L	31-49	48,417
10/30	L.A. RAMS	LOUISIANA SUPERDOME	W	27-26	59,023
11/6	at Philadelphia Eagles	Veterans Stadium	L	7-28	53,482
11/13	SAN FRANCISCO 49ERS	LOUISIANA SUPERDOME	L	7-10 OT	41,564
11/20	ATLANTA FALCONS	LOUISIANA SUPERDOME	W	21-20	43,135
11/27	at San Francisco 49ers	Candlestick Park	L	17-20	33,702
12/4	NEW YORK JETS	LOUISIANA SUPERDOME	L	13-16	40,464
12/11	TAMPA BAY BUCCANEERS	LOUISIANA SUPERDOME	L	14-33	40,124
12/18	at Atlanta Falcons	Atlanta-Fulton County Stadium	L	7-35	36,895
				232-336	656,079

1978: 7-9 (3rd-NFC West)

Head Coach: Dick Nolan					
9/3	MINNESOTA VIKINGS	LOUISIANA SUPERDOME	W	31-24	54,187
9/10	at Green Bay Packers (Milw.)	Milwaukee County Stadium	L	17-28	54,336
9/17	PHILADELPHIA EAGLES	LOUISIANA SUPERDOME	L	17-24	49,242
9/24	at Cincinnati Bengals	Riverfront Stadium	W	20-18	40,455
10/1	L.A. RAMS	LOUISIANA SUPERDOME	L	20-26	61,659
10/8	CLEVELAND BROWNS	LOUISIANA SUPERDOME	L	16-24	50,158
10/15	at San Francisco 49ers	Candlestick Park	W	14-7	37,671
10/22	at L.A. Rams	L.A. Memorial Coliseum	W	10-3	47,574
10/29	N.Y. GIANTS	LOUISIANA SUPERDOME	W	28-17	58,807
11/5	at Pittsburgh Steelers	Three Rivers Stadium	L	14-20	48,526
11/12	ATLANTA FALCONS	LOUISIANA SUPERDOME	L	17-20	70,323
11/19	at Dallas Cowboys	Texas Stadium	W	17-27	57,920
11/26	at Atlanta Falcons	Atlanta-Fulton County Stadium	L	17-20	55,521
12/3	SAN FRANCISCO 49ERS	LOUISIANA SUPERDOME	W	24-13	50,068
12/10	HOUSTON OILERS	LOUISIANA SUPERDOME	L	12-17	63,169
12/17	at Tampa Bay Buccaneers	Tampa Stadium	W	17-10	51,207
				281-298	850,823

SEASONRESULTS (1979-82)

1979: 8-8 (2nd-NFC West)

Head Coach: Dick Nolan					
9/2	ATLANTA FALCONS	LOUISIANA SUPERDOME	L	34-40 OT	70,940
9/9	at Green Bay Packers (Milw.)	Milwaukee County Stadium	L	19-28	53,184
9/16	PHILADELPHIA EAGLES	LOUISIANA SUPERDOME	L	14-26	54,212
9/23	at San Francisco 49ers	Candlestick Park	W	30-21	39,727
9/30	N.Y. GIANTS	LOUISIANA SUPERDOME	W	24-14	51,543
10/7	L.A. RAMS	LOUISIANA SUPERDOME	L	17-35	68,986
10/14	at Tampa Bay Buccaneers	Tampa Stadium	W	42-14	67,640
10/21	DETROIT LIONS	LOUISIANA SUPERDOME	W	17-7	57,428
10/28	at Washington Redskins	R.F.K. Stadium	W	14-10	52,133
11/4	at Denver Broncos	Mile High Stadium	L	3-10	74,482
11/11	SAN FRANCISCO 49ERS	LOUISIANA SUPERDOME	W	31-20	65,551
11/18	at Seattle Seahawks	Kingdome	L	24-38	60,055
11/25	at Atlanta Falcons	Atlanta-Fulton County Stadium	W	37-6	42,815
12/3	OAKLAND RAIDERS - MN	LOUISIANA SUPERDOME	L	35-42	65,541
12/9	SAN DIEGO CHARGERS	LOUISIANA SUPERDOME	L	0-35	61,059
12/16	at L.A. Rams	L.A. Memorial Coliseum	W	29-14	53,879
				370-360	939,175

1980: 1-15 (4th-NFC West)

Head Coaches: Dick Nolan (12 games, 0-12) & Dick Stanfel (4 games, 1-3)					
9/7	SAN FRANCISCO 49ERS	LOUISIANA SUPERDOME	L	23-26	58,621
9/14	at Chicago Bears	Soldier Field	L	3-22	62,523
9/21	BUFFALO BILLS	LOUISIANA SUPERDOME	L	26-35	51,154
9/28	at Miami Dolphins	Orange Bowl	L	16-21	40,946
10/5	ST. LOUIS CARDINALS	LOUISIANA SUPERDOME	L	7-40	45,388
10/12	at Detroit Lions	Silverdome	L	13-24	78,147
10/19	ATLANTA FALCONS	LOUISIANA SUPERDOME	L	14-41	62,651
10/26	at Washington Redskins	R.F.K. Stadium	L	14-22	51,375
11/2	at L.A. Rams	Anaheim Stadium	L	31-45	59,909
11/9	PHILADELPHIA EAGLES	LOUISIANA SUPERDOME	L	21-34	44,340
11/16	at Atlanta Falcons	Atlanta-Fulton County Stadium	L	13-31	53,871
11/24	L.A. RAMS - MN	LOUISIANA SUPERDOME	L	7-27	53,488
11/30	MINNESOTA VIKINGS	LOUISIANA SUPERDOME	L	20-23	50,936
12/7	at San Francisco 49ers	Candlestick Park	L	35-38 OT	37,949
12/14	at N.Y. Jets	Shea Stadium	W	21-20	38,077
12/21	NEW ENGLAND PATRIOTS	LOUISIANA SUPERDOME	L	27-38	38,277
				291-487	807,652

1981: 4-12 (4th-NFC West)

Head Coach: Bum Phillips					
9/6	at Atlanta Falcons	Atlanta-Fulton County Stadium	L	0-27	57,406
9/13	L.A. RAMS	LOUISIANA SUPERDOME	W	23-17	62,063
9/20	at N.Y. Giants	Giants Stadium	L	7-20	69,814
9/27	at San Francisco 49ers	Candlestick Park	L	14-21	44,433
10/4	PITTSBURGH STEELERS	LOUISIANA SUPERDOME	L	6-20	64,578
10/11	PHILADELPHIA EAGLES	LOUISIANA SUPERDOME	L	14-31	52,728
10/18	at Cleveland Browns	Municipal Stadium	L	17-20	76,059
10/25	CINCINNATI BENGALS	LOUISIANA SUPERDOME	W	17-7	46,336
11/1	ATLANTA FALCONS	LOUISIANA SUPERDOME	L	10-41	63,637
11/8	at L.A. Rams	Anaheim Stadium	W	21-13	61,068
11/15	at Minnesota Vikings	Metropolitan Stadium	L	10-20	45,215
11/22	at Houston Oilers	Astrodome	W	27-24	49,581
11/29	TAMPA BAY BUCCANEERS	LOUISIANA SUPERDOME	L	14-31	62,209
12/6	at St. Louis Cardinals	Busch Stadium	L	3-30	46,923
12/13	GREEN BAY PACKERS	LOUISIANA SUPERDOME	L	7-35	45,518
12/20	SAN FRANCISCO 49ERS	LOUISIANA SUPERDOME	L	17-21	43,639
				207-378	891,207

1982: 4-5 (2nd-NFC West: unofficial due to strike)

Head Coach: Bum Phillips					
9/12	ST. LOUIS CARDINALS	LOUISIANA SUPERDOME	L	7-21	58,673
9/19	at Chicago Bears	Soldier Field	W	10-0	56,600
9/26	KANSAS CITY CHIEFS	LOUISIANA SUPERDOME	W	27-17	39,341
10/3	at San Francisco 49ers	Candlestick Park	W	23-20	51,611
10/10	TAMPA BAY BUCCANEERS	LOUISIANA SUPERDOME	L	10-13	61,709
10/17	at Atlanta Falcons	Atlanta-Fulton County Stadium	L	0-35	39,535
10/24	at Dallas Cowboys	Texas Stadium	L	7-21	64,506
10/31	WASHINGTON REDSKINS	LOUISIANA SUPERDOME	L	10-27	48,667
11/7	ATLANTA FALCONS	LOUISIANA SUPERDOME	W	35-6	47,336
				129-160	467,978

SEASONRESULTS (1983-86)

1983: 8-8 (3rd-NFC West)

Date	Opponent	Result	Score	Total Points
9/4	ST. LOUIS CARDINALS	W	28-17	60,430
9/11	at L.A. Rams	L	27-30	45,572
9/18	CHICAGO BEARS	W	34-31 OT	64,692
9/25	at Dallas Cowboys	L	20-21	62,136
10/2	MIAMI DOLPHINS	W	17-7	66,489
10/9	at Atlanta Falcons	W	19-17	51,654
10/16	SAN FRANCISCO 49ERS	W	13-32	68,154
10/23	at Tampa Bay Buccaneers	L	24-21	48,242
10/30	at Buffalo Bills	W	21-27	49,413
11/6	ATLANTA FALCONS	W	27-10	67,062
11/13	at San Francisco 49ers	L	0-27	40,022
11/21	N.Y. JETS - MN	W	28-31	68,606
11/27	MINNESOTA VIKINGS	L	17-16	59,502
12/4	at New England Patriots	L	0-7	24,579
12/11	at Philadelphia Eagles	L	20-17 OT	45,182
12/18	L.A. RAMS	L	24-26	70,148
			319-337	891,883

Head Coach: Bum Phillips
 LOUISIANA SUPERDOME
 Anaheim Stadium
 LOUISIANA SUPERDOME
 Texas Stadium
 LOUISIANA SUPERDOME
 Atlanta-Fulton County Stadium
 LOUISIANA SUPERDOME
 Tampa Stadium
 Rich Stadium
 LOUISIANA SUPERDOME
 Candlestick Park
 LOUISIANA SUPERDOME
 LOUISIANA SUPERDOME
 Sullivan Stadium
 Veterans Stadium
 LOUISIANA SUPERDOME

1984: 7-9 (3rd-NFC West)

Date	Opponent	Result	Score	Total Points
9/2	ATLANTA FALCONS	L	28-36	66,652
9/9	TAMPA BAY BUCCANEERS	W	17-13	54,686
9/16	at San Francisco 49ers	L	20-30	57,611
9/23	ST. LOUIS CARDINALS	W	34-24	58,723
9/30	at Houston Oilers	W	27-10	43,108
10/7	L.A. RAMS	L	7-20	53,752
10/14	at Dallas Cowboys - SN	L	10-28	63,161
10/21	at Cleveland Browns	L	27-30 OT	50,966
10/28	GREEN BAY PACKERS	L	16-14	52,849
11/4	ATLANTA FALCONS	W	13-23	57,426
11/11	PITTSBURGH STEELERS - MN	W	17-13	40,590
11/19	SAN FRANCISCO 49ERS	W	27-24	66,005
11/25	at L.A. Rams	L	3-35	65,117
12/2	CINCINNATI BENGALS	L	21-34	49,348
12/9	at N.Y. Giants	L	21-24	40,855
12/15		W	10-3	63,739
			298-361	884,588

Head Coach: Bum Phillips
 LOUISIANA SUPERDOME
 LOUISIANA SUPERDOME
 Candlestick Park
 LOUISIANA SUPERDOME
 Astrodome
 Soldier Field
 LOUISIANA SUPERDOME
 Texas Stadium
 Municipal Stadium
 LOUISIANA SUPERDOME
 Atlanta-Fulton County Stadium
 LOUISIANA SUPERDOME
 LOUISIANA SUPERDOME
 Anaheim Stadium
 LOUISIANA SUPERDOME
 Giants Stadium

1985: 5-11 (3rd-NFC West)

Date	Opponent	Result	Score	Total Points
9/8	KANSAS CITY CHIEFS	L	27-47	57,760
9/15	at Denver Broncos	L	23-34	74,488
9/22	TAMPA BAY BUCCANEERS	W	20-13	45,320
9/29	at San Francisco 49ers	W	20-17	58,053
10/6	PHILADELPHIA EAGLES	W	23-21	56,364
10/13	at L.A. Raiders	L	13-23	48,152
10/20	at Atlanta Falcons	L	24-31	44,784
10/27	N.Y. GIANTS	L	13-21	54,082
11/3	at L.A. Rams	L	10-28	49,030
11/10	SEATTLE SEAHAWKS	L	3-27	47,365
11/17	at Green Bay Packers (Milw.)	L	14-38	52,104
11/24	at Minnesota Vikings	W	30-23	54,117
12/1	L.A. RAMS	W	29-3	44,122
12/8	at St. Louis Cardinals	L	16-28	29,527
12/15	SAN FRANCISCO 49ERS	W	19-31	46,065
12/22	ATLANTA FALCONS	L	10-16	37,717
			294-401	799,410

Head Coaches: Bum Phillips (12 games, 4-8) & Wade Phillips (4 games, 1-3)

LOUISIANA SUPERDOME
 Mile High Stadium
 LOUISIANA SUPERDOME
 Candlestick Park
 LOUISIANA SUPERDOME
 L.A. Memorial Coliseum
 Atlanta-Fulton County Stadium
 LOUISIANA SUPERDOME
 Anaheim Stadium
 LOUISIANA SUPERDOME
 Milwaukee County Stadium
 Metrodome
 LOUISIANA SUPERDOME
 Busch Stadium
 LOUISIANA SUPERDOME
 LOUISIANA SUPERDOME

1986: 7-9 (4th-NFC West)

Date	Opponent	Result	Score	Total Points
9/7	ATLANTA FALCONS	L	10-31	67,950
9/14	GREEN BAY PACKERS	W	24-10	46,383
9/21	at San Francisco 49ers	L	17-26	58,297
9/28	at N.Y. Giants	L	17-20	72,769
10/5	WASHINGTON REDSKINS	L	6-14	57,378
10/12	at Indianapolis Colts	W	17-14	53,512
10/19	TAMPA BAY BUCCANEERS	W	38-7	43,355
10/26	at N.Y. Jets	L	23-28	44,246
11/2	SAN FRANCISCO 49ERS	W	23-10	53,234
11/9	L.A. RAMS	W	6-0	62,352
11/16	at St. Louis Cardinals	W	16-7	32,069
11/23	at L.A. Rams	L	13-26	58,600
11/30	NEW ENGLAND PATRIOTS	L	20-21	58,259
12/7	MIAMI DOLPHINS	L	27-31	64,761
12/14	at Atlanta Falcons	W	14-9	39,994
12/21	at Minnesota Vikings	L	17-33	51,209
			288-287	864,368

Head Coach: Jim Mora
 LOUISIANA SUPERDOME
 LOUISIANA SUPERDOME
 Candlestick Park
 Giants Stadium
 LOUISIANA SUPERDOME
 Hoosier Dome
 LOUISIANA SUPERDOME
 Giants Stadium
 LOUISIANA SUPERDOME
 LOUISIANA SUPERDOME
 Busch Stadium
 Anaheim Stadium
 LOUISIANA SUPERDOME
 LOUISIANA SUPERDOME
 Atlanta-Fulton County Stadium
 Metrodome

SEASONRESULTS (1987-90)

1987: 12-3 (2nd-NFC West)

Date	Opponent	Result	Score	Total Points
9/13	CLEVELAND BROWNS	W	28-21	59,900
9/20	at Philadelphia Eagles	L	17-27	57,485
10/4	L.A. RAMS	W	37-10	29,745
10/11	at St. Louis Cardinals	L	19-24	11,795
10/18	at Chicago Bears	W	19-17	46,813
10/25	SAN FRANCISCO 49ERS	L	22-24	60,497
11/1	at Atlanta Falcons	W	38-0	42,196
11/8	at L.A. Rams	W	31-14	43,379
11/15	at San Francisco 49ers	W	26-24	60,436
11/22	N.Y. GIANTS	W	23-14	67,639
11/29	at Pittsburgh Steelers	W	20-16	47,896
12/6	TAMPA BAY BUCCANEERS	W	44-34	66,471
12/13	HOUSTON OILERS	W	24-10	68,257
12/20	at Cincinnati Bengals	W	41-24	43,424
12/27	GREEN BAY PACKERS	W	33-24	68,364
			422-283	774,297

Head Coach: Jim Mora
 LOUISIANA SUPERDOME
 Veterans Stadium
 LOUISIANA SUPERDOME
 Busch Stadium
 Soldier Field
 LOUISIANA SUPERDOME
 Atlanta-Fulton County Stadium
 Anaheim Stadium
 Candlestick Park
 LOUISIANA SUPERDOME
 Three Rivers Stadium
 LOUISIANA SUPERDOME
 LOUISIANA SUPERDOME
 Riverfront Stadium
 LOUISIANA SUPERDOME

1/3 MINNESOTA VIKINGS NFC Wild Card Playoff LOUISIANA SUPERDOME L 10-44 68,127

1988: 10-6 (3rd-NFC West)

Date	Opponent	Result	Score	Total Points
9/4	SAN FRANCISCO 49ERS	L	33-34	66,357
9/11	at Atlanta Falcons	W	29-21	48,901
9/18	at Detroit Lions	W	22-14	32,943
9/25	TAMPA BAY BUCCANEERS	W	13-9	66,671
10/3	DALLAS COWBOYS - MN	W	20-17	68,474
10/9	at San Diego Chargers	W	23-17	42,693
10/16	at Seattle Seahawks	W	20-19	63,569
10/23	L.A. RAIDERS	L	20-6	66,249
10/30	L.A. RAMS	W	10-12	68,238
11/6	at Washington Redskins	L	24-27	54,183
11/13	at L.A. Rams	W	14-10	63,305
11/20	DENVER BRONCOS	W	42-0	68,075
11/27	N.Y. GIANTS - SN	L	12-13	66,528
12/4	at Minnesota Vikings	L	3-45	61,213
12/11	at San Francisco 49ers	L	17-30	62,977
12/18	ATLANTA FALCONS	W	10-9	60,566
			312-283	960,942

Head Coach: Jim Mora
 LOUISIANA SUPERDOME
 Atlanta-Fulton County Stadium
 Silverdome
 LOUISIANA SUPERDOME
 LOUISIANA SUPERDOME
 Jack Murphy Stadium
 Kingdome
 LOUISIANA SUPERDOME
 LOUISIANA SUPERDOME
 R.F.K. Stadium
 Anaheim Stadium
 LOUISIANA SUPERDOME
 LOUISIANA SUPERDOME
 Metrodome
 Candlestick Park
 LOUISIANA SUPERDOME

1989: 9-7 (3rd-NFC West)

Date	Opponent	Result	Score	Total Points
9/10	DALLAS COWBOYS	W	28-0	66,977
9/17	at Green Bay Packers	L	34-35	55,809
9/24	at Tampa Bay Buccaneers	L	10-20	44,053
10/1	WASHINGTON REDSKINS	W	14-16	64,358
10/8	SAN FRANCISCO 49ERS	L	20-24	60,488
10/15	N.Y. JETS	W	29-14	59,521
10/22	at L.A. Rams	W	40-21	57,567
10/29	ATLANTA FALCONS	W	20-13	65,153
11/6	at San Francisco 49ers - MN	L	13-31	60,667
11/12	at New England Patriots	L	28-24	47,680
11/19	at Atlanta Falcons	W	26-17	53,173
11/26	L.A. RAMS - SN	L	17-20 OT	64,274
12/3	at Detroit Lions	L	14-21	38,550
12/10	at Buffalo Bills	W	22-19	70,037
12/18	PHILADELPHIA EAGLES - MN	W	30-20	59,218
12/24	INDIANAPOLIS COLTS	W	41-6	49,009
			386-301	916,534

Head Coach: Jim Mora
 LOUISIANA SUPERDOME
 Lambeau Field
 Tampa Stadium
 LOUISIANA SUPERDOME
 LOUISIANA SUPERDOME
 LOUISIANA SUPERDOME
 Anaheim Stadium
 LOUISIANA SUPERDOME
 Candlestick Park
 Sullivan Stadium
 Atlanta-Fulton County Stadium
 LOUISIANA SUPERDOME
 Silverdome
 Rich Stadium
 LOUISIANA SUPERDOME
 LOUISIANA SUPERDOME

1990: 8-8 (2nd-NFC West)

Date	Opponent	Result	Score	Total Points
9/10	SAN FRANCISCO 49ERS - MN	L	12-13	68,629
9/16	at Minnesota Vikings	L	3-32	56,272
9/23	PHOENIX CARDINALS	W	28-7	61,110
10/7	at Atlanta Falcons	L	17-28	57,401
10/14	CLEVELAND BROWNS	W	25-20	68,608
10/21	at Houston Oilers	L	10-23	57,908
10/28	DETROIT LIONS	L	10-27	64,368
11/4	at Cincinnati Bengals	W	21-7	60,067
11/11	TAMPA BAY BUCCANEERS	W	35-7	67,865
11/18	at Washington Redskins	L	17-31	52,573
11/25	ATLANTA FALCONS	W	10-7	68,629
12/2	at Dallas Cowboys	L	13-17	60,087
12/9	at L.A. Rams	W	24-20	56,864
12/16	PITTSBURGH STEELERS	L	6-9	68,582
12/23	at San Francisco 49ers	L	13-10	60,112
12/31	L.A. RAMS - MN	W	20-17	68,647
			274-275	997,722
1/6	at Chicago Bears	L	6-16	60,767

Head Coach: Jim Mora
 LOUISIANA SUPERDOME
 Metrodome
 LOUISIANA SUPERDOME
 Atlanta-Fulton County Stadium
 LOUISIANA SUPERDOME
 Astrodome
 LOUISIANA SUPERDOME
 Riverfront Stadium
 LOUISIANA SUPERDOME
 R.F.K. Stadium
 LOUISIANA SUPERDOME
 Texas Stadium
 Anaheim Stadium
 LOUISIANA SUPERDOME
 Candlestick Park
 LOUISIANA SUPERDOME

NFC Wild Card Playoff
 Soldier Field

SEASONRESULTS (1991-93)

1991: 11-5 (1st-NFC West)

9/1	SEATTLE SEAHAWKS	Head Coach: Jim Mora	W	27-24	68,492
9/8	at Kansas City Chiefs	LOUISIANA SUPERDOME	W	17-10	74,816
9/15	L.A. RAMS - SN	Arrowhead Stadium	W	24-7	68,583
9/22	MINNESOTA VIKINGS	LOUISIANA SUPERDOME	W	26-0	68,591
9/29	at Atlanta Falcons	LOUISIANA SUPERDOME	W	27-6	56,556
10/3	at Philadelphia Eagles	Atlanta-Fulton County Stadium	W	13-6	64,224
10/20	TAMPA BAY BUCCANEERS	Veterans Stadium	W	23-7	68,591
10/27	CHICAGO BEARS	LOUISIANA SUPERDOME	L	17-20	68,591
11/3	at L.A. Rams	Anaheim Stadium	W	24-17	58,713
11/10	SAN FRANCISCO 49ERS	LOUISIANA SUPERDOME	W	10-3	68,591
11/17	at San Diego Chargers	Jack Murphy Stadium	L	21-24	48,420
11/24	ATLANTA FALCONS - SN	LOUISIANA SUPERDOME	L	20-23	OT 68,591
12/1	at San Francisco 49ers	Candlestick Park	L	24-38	62,092
12/8	at Dallas Cowboys	Texas Stadium	L	14-23	64,530
12/16	L.A. RAIDERS - MN	LOUISIANA SUPERDOME	W	27-0	68,625
12/22	at Phoenix Cardinals	Sun Devil Stadium	W	27-3	30,928
		NFC Wild Card Playoff		341-211	1,008,934
12/28	ATLANTA FALCONS	LOUISIANA SUPERDOME	L	20-27	68,794

1992: 12-4 (2nd-NFC West)

9/6	at Philadelphia Eagles	Head Coach: Jim Mora	L	13-15	63,513
9/13	CHICAGO BEARS	Veterans Stadium	L	28-6	68,591
9/20	at Atlanta Falcons	LOUISIANA SUPERDOME	W	10-7	67,328
9/27	SAN FRANCISCO 49ERS - SN	Georgia Dome	L	10-16	68,591
10/4	at Detroit Lions	LOUISIANA SUPERDOME	W	13-7	66,971
10/11	L.A. RAMS - SN	Silverdome	W	13-10	68,591
10/18	at Phoenix Cardinals	Sun Devil Stadium	W	30-21	27,735
11/1	TAMPA BAY BUCCANEERS	LOUISIANA SUPERDOME	W	23-21	68,591
11/8	at New England Patriots	Foxboro Stadium	W	31-14	45,413
11/15	at San Francisco 49ers	Candlestick Park	L	20-21	64,895
11/23	WASHINGTON REDSKINS - MN	LOUISIANA SUPERDOME	W	20-3	68,591
11/29	MIAMI DOLPHINS	LOUISIANA SUPERDOME	W	24-13	68,591
12/3	ATLANTA FALCONS - TN	LOUISIANA SUPERDOME	W	22-14	68,591
12/13	at L.A. Rams	Anaheim Stadium	W	37-14	47,355
12/20	BUFFALO BILLS	LOUISIANA SUPERDOME	L	16-20	68,591
12/26	at N.Y. Jets - SAT	Giants Stadium	W	20-0	45,614
		NFC Wild Card Playoff		330-202	977,552
1/3	PHILADELPHIA EAGLES	LOUISIANA SUPERDOME	L	20-36	68,893

1993: 8-8 (2nd-NFC West)

9/5	HOUSTON OILERS - SN	Head Coach: Jim Mora	W	33-21	69,029
9/12	at Atlanta Falcons	LOUISIANA SUPERDOME	W	34-31	64,287
9/19	DETROIT LIONS	Georgia Dome	W	14-3	69,039
9/26	SAN FRANCISCO 49ERS	LOUISIANA SUPERDOME	W	16-13	69,041
10/3	at L.A. Rams	Anaheim Stadium	W	37-6	50,709
10/17	at Pittsburgh Steelers	Three Rivers Stadium	L	14-37	56,056
10/24	ATLANTA FALCONS	LOUISIANA SUPERDOME	L	15-26	69,043
10/31	at Phoenix Cardinals	Sun Devil Stadium	W	20-17	36,778
11/14	GREEN BAY PACKERS	LOUISIANA SUPERDOME	W	17-19	69,043
11/22	at San Francisco 49ers - MN	Candlestick Park	L	7-42	66,500
11/28	at Minnesota Vikings	Metrodome	L	17-14	53,030
12/5	at Cleveland Browns	Municipal Stadium	L	13-17	60,388
12/12	L.A. RAMS	LOUISIANA SUPERDOME	L	20-23	69,033
12/20	N.Y. GIANTS - MN	LOUISIANA SUPERDOME	L	14-24	69,036
12/26	at Philadelphia Eagles	Veterans Stadium	L	26-37	50,085
1/2	CINCINNATI BENGALS	LOUISIANA SUPERDOME	W	20-13	58,036
				317-343	979,133

SEASONRESULTS (1994-97)

1994: 7-9 (2nd-NFC West)

9/4	KANSAS CITY CHIEFS	Head Coach: Jim Mora	L	17-30	69,362
9/11	WASHINGTON REDSKINS	LOUISIANA SUPERDOME	L	24-38	58,049
9/18	at Tampa Bay Buccaneers	LOUISIANA SUPERDOME	W	9-7	45,522
9/25	at San Francisco 49ers	Tampa Stadium	L	13-24	63,971
10/2	N.Y. GIANTS	Candlestick Park	W	27-22	55,076
10/9	at Chicago Bears	LOUISIANA SUPERDOME	L	7-17	63,822
10/16	SAN DIEGO CHARGERS	Soldier Field	L	22-36	50,565
10/23	L.A. RAMS	LOUISIANA SUPERDOME	L	37-34	47,908
11/6	at Minnesota Vikings	LOUISIANA SUPERDOME	W	20-21	57,564
11/13	ATLANTA FALCONS	Metrodome	L	33-32	60,313
11/20	at L.A. Raiders	L.A. Memorial Coliseum	W	19-24	41,722
11/28	SAN FRANCISCO 49ERS - MN	LOUISIANA SUPERDOME	L	14-35	61,304
12/4	at L.A. Rams	Anaheim Stadium	W	31-15	34,960
12/11	at Atlanta Falcons - SN	Georgia Dome	W	29-20	61,307
12/19	DALLAS COWBOYS - MN	LOUISIANA SUPERDOME	L	16-24	67,323
12/24	at Denver Broncos - SAT	Mile High Stadium	W	30-28	64,445
				348-407	903,213

1995: 7-9 (5th-NFC West)

9/3	SAN FRANCISCO 49ERS	Head Coach: Jim Mora	L	22-24	66,627
9/10	at St. Louis Rams	LOUISIANA SUPERDOME	L	13-17	59,335
9/17	ATLANTA FALCONS	Bush Stadium	L	24-27	OT 57,442
9/24	at N.Y. Giants	LOUISIANA SUPERDOME	L	29-45	72,619
10/1	PHILADELPHIA EAGLES	Giants Stadium	L	10-15	43,938
10/15	MIAMI DOLPHINS	LOUISIANA SUPERDOME	W	33-30	55,628
10/22	at Carolina Panthers	LOUISIANA SUPERDOME	L	3-20	55,484
10/29	at San Francisco 49ers	Clemson Memorial Stadium	W	11-7	65,272
11/5	ST. LOUIS RAMS	3Com Park	W	19-10	43,120
11/12	INDIANAPOLIS COLTS	LOUISIANA SUPERDOME	W	17-14	44,122
11/19	at Minnesota Vikings	Metrodome	L	24-43	58,108
11/26	CAROLINA PANTHERS - SN	LOUISIANA SUPERDOME	W	34-26	39,580
12/3	at New England Patriots	Foxboro Stadium	W	31-17	59,876
12/10	at Atlanta Falcons	Georgia Dome	L	14-19	54,603
12/16	GREEN BAY PACKERS - SAT	LOUISIANA SUPERDOME	L	23-34	50,132
12/24	at N.Y. Jets	Giants Stadium	W	12-0	28,885
				319-348	854,771

1996: 3-13 (5th-NFC West)

		Head Coaches: Jim Mora (8 games, 2-6) & Rick Venturi (8 games, 1-7)			
9/1	at San Francisco 49ers	3Com Park	L	11-27	63,970
9/8	CAROLINA PANTHERS	LOUISIANA SUPERDOME	L	20-22	43,288
9/15	at Cincinnati Bengals	Riverfront Stadium	L	15-30	45,412
9/22	ARIZONA CARDINALS	LOUISIANA SUPERDOME	L	14-28	34,316
9/29	at Baltimore Ravens	Memorial Stadium	L	10-17	61,063
10/6	JACKSONVILLE JAGUARS	LOUISIANA SUPERDOME	W	17-13	34,231
10/13	CHICAGO BEARS	LOUISIANA SUPERDOME	W	27-24	43,512
10/20	at Carolina Panthers	Ericsson Stadium	L	7-19	70,888
11/3	SAN FRANCISCO 49ERS - SN	LOUISIANA SUPERDOME	L	17-24	53,297
11/10	HOUSTON OILERS	LOUISIANA SUPERDOME	L	14-31	34,121
11/17	at Atlanta Falcons	Georgia Dome	L	15-17	43,119
11/24	at Tampa Bay Buccaneers	Houlihan's Stadium	L	7-13	40,203
12/1	ST. LOUIS RAMS	LOUISIANA SUPERDOME	L	10-26	26,310
12/8	ATLANTA FALCONS	LOUISIANA SUPERDOME	L	15-31	32,923
12/15	at N.Y. Giants	Giants Stadium	W	17-3	52,530
12/21	at St. Louis Rams	Trans World Dome	L	13-14	57,681
				229-339	736,864

1997: 6-10 (4th-NFC West)

		Head Coach: Mike Ditka			
8/31	at St. Louis Rams	Trans World Dome	L	24-38	64,575
9/7	SAN DIEGO CHARGERS	LOUISIANA SUPERDOME	L	6-20	65,760
9/14	at San Francisco 49ers	3Com Park	L	7-33	61,838
9/21	DETROIT LIONS	LOUISIANA SUPERDOME	W	35-17	50,016
9/28	at N.Y. Giants	Giants Stadium	L	9-14	68,891
10/5	at Chicago Bears - SN	Soldier Field	W	20-17	58,865
10/12	ATLANTA FALCONS	LOUISIANA SUPERDOME	L	17-23	65,619
10/19	CAROLINA PANTHERS	LOUISIANA SUPERDOME	L	0-13	50,963
10/26	SAN FRANCISCO 49ERS	LOUISIANA SUPERDOME	L	0-23	60,443
11/9	at Oakland Raiders	Oakland Coliseum	W	13-10	40,091
11/16	SEATTLE SEAHAWKS	LOUISIANA SUPERDOME	W	20-17	OT 50,493
11/23	at Atlanta Falcons	Georgia Dome	L	3-20	48,620
11/30	at Carolina Panthers	Ericsson Stadium	W	16-13	57,957
12/7	ST. LOUIS RAMS	LOUISIANA SUPERDOME	L	27-34	54,803
12/14	ARIZONA CARDINALS	LOUISIANA SUPERDOME	W	27-10	45,517
12/21	at Kansas City Chiefs	Arrowhead Stadium	L	13-25	66,772
				237-327	911,223

SEASON RESULTS (1998-2000)

1998: 6-10 (3rd-NFC West)

9/6	at St. Louis Rams	Head Coach: Mike Ditka			
9/13	CAROLINA PANTHERS	Trans World Dome	W	24-17	56,943
9/27	at Indianapolis Colts	LOUISIANA SUPERDOME	W	19-14	51,915
10/4	NEW ENGLAND PATRIOTS	RCA Dome	W	19-13	48,480
10/11	SAN FRANCISCO 49ERS	LOUISIANA SUPERDOME	L	27-30	56,172
10/18	at Atlanta Falcons	LOUISIANA SUPERDOME	L	0-31	62,811
10/25	TAMPA BAY BUCCANEERS	Georgia Dome	L	23-31	60,774
11/1	at Carolina Panthers	LOUISIANA SUPERDOME	W	9-3	52,695
11/8	at Minnesota Vikings	Ericsson Stadium	L	17-31	62,514
11/15	ST. LOUIS RAMS	Metrodome	L	24-31	63,779
11/22	at San Francisco 49ers - SN	LOUISIANA SUPERDOME	W	24-3	46,430
11/29	at Miami Dolphins	3Com Park	L	20-31	68,429
12/6	DALLAS COWBOYS	Pro Player Stadium	L	10-30	73,216
12/13	ATLANTA FALCONS	LOUISIANA SUPERDOME	W	22-3	65,065
12/20	at Arizona Cardinals	LOUISIANA SUPERDOME	L	17-27	61,678
12/27	BUFFALO BILLS	Sun Devil Stadium	L	17-19	51,617
		LOUISIANA SUPERDOME	L	33-45	39,707
				305-359	922,225

1999: 3-13 (5th-NFC West)

9/12	CAROLINA PANTHERS	Head Coach: Mike Ditka			
9/19	at San Francisco 49ers	LOUISIANA SUPERDOME	W	19-10	58,166
10/3	at Chicago Bears	3Com Park	L	21-28	67,685
10/10	ATLANTA FALCONS	Soldier Field	L	10-14	66,944
10/17	TENNESSEE TITANS	LOUISIANA SUPERDOME	L	17-20	57,289
10/24	at N.Y. Giants	LOUISIANA SUPERDOME	L	21-24	51,875
10/31	CLEVELAND BROWNS	Giants Stadium	L	3-31	77,982
11/7	TAMPA BAY BUCCANEERS	LOUISIANA SUPERDOME	L	16-21	48,817
11/14	SAN FRANCISCO 49ERS	LOUISIANA SUPERDOME	L	16-31	47,129
11/21	at Jacksonville Jaguars - SN	LOUISIANA SUPERDOME	W	24-6	52,198
11/28	at St. Louis Rams	ALLTEL Stadium	L	23-41	69,772
12/5	at Atlanta Falcons	Trans World Dome	L	12-43	65,864
12/12	ST. LOUIS RAMS	Georgia Dome	L	12-35	62,568
12/19	at Baltimore Ravens	LOUISIANA SUPERDOME	L	14-30	46,838
12/24	DALLAS COWBOYS - FR	PSINet Stadium	W	8-31	67,597
1/2	at Carolina Panthers	LOUISIANA SUPERDOME	W	31-24	47,835
		Ericsson Stadium	L	13-45	56,929
				260-434	945,488

2000: 10-6 (1st-NFC West)

9/3	DETROIT LIONS	Head Coach: Jim Haslett			
9/10	at San Diego Chargers	LOUISIANA SUPERDOME	L	10-14	64,900
9/17	at Seattle Seahawks	Qualcomm Stadium	W	28-27	51,300
9/24	PHILADELPHIA EAGLES	Husky Stadium	L	10-20	59,513
10/8	at Chicago Bears	LOUISIANA SUPERDOME	W	7-21	64,900
10/15	CAROLINA PANTHERS	Soldier Field	L	31-10	66,944
10/22	at Atlanta Falcons	LOUISIANA SUPERDOME	W	24-6	50,015
10/29	at Arizona Cardinals	Georgia Dome	W	21-19	56,508
11/5	SAN FRANCISCO 49ERS	Sun Devil Stadium	W	21-10	35,016
11/12	at Carolina Panthers	LOUISIANA SUPERDOME	W	31-15	64,900
11/19	OAKLAND RAIDERS	Ericsson Stadium	W	20-10	72,981
11/26	at St. Louis Rams	LOUISIANA SUPERDOME	L	22-31	64,900
12/3	DENVER BRONCOS	Trans World Dome	W	31-24	66,064
12/10	at San Francisco 49ers	LOUISIANA SUPERDOME	W	23-38	64,900
12/17	ATLANTA FALCONS	3Com Park	W	31-27	67,892
12/24	ST. LOUIS RAMS	LOUISIANA SUPERDOME	W	23-7	64,900
		LOUISIANA SUPERDOME	L	21-26	64,900
				354-305	980,533
12/30	ST. LOUIS RAMS	NFC Wild Card Playoff	W	31-28	64,900
		LOUISIANA SUPERDOME			
1/6	at Minnesota Vikings	NFC Divisional Playoff	L	16-34	63,881
		Metrodome			

SEASON RESULTS (2001-2004)

2001: 7-9 (3rd-NFC West)

9/9	at Buffalo Bills	Head Coach: Jim Haslett			
9/30	at N.Y. Giants	Ralph Wilson Stadium	W	24-6	71,447
10/7	MINNESOTA VIKINGS	Giants Stadium	L	13-21	78,451
10/14	at Carolina Panthers	LOUISIANA SUPERDOME	W	28-15	70,020
10/21	ATLANTA FALCONS	Ericsson Stadium	W	27-25	72,049
10/28	at St. Louis Rams	LOUISIANA SUPERDOME	L	13-20	70,020
11/4	N.Y. JETS - SN	Dome at America's Center	W	34-31	66,189
11/11	at San Francisco 49ers	LOUISIANA SUPERDOME	L	9-16	70,020
11/18	INDIANAPOLIS COLTS	3Com Park	L	27-28	68,083
11/25	at New England Patriots	LOUISIANA SUPERDOME	W	34-20	70,020
12/2	CAROLINA PANTHERS	Foxboro Stadium	W	17-34	60,292
12/9	at Atlanta Falcons	LOUISIANA SUPERDOME	W	27-23	70,020
12/17	ST. LOUIS RAMS - MN	Georgia Dome	W	28-10	68,826
12/23	at Tampa Bay Buccaneers	LOUISIANA SUPERDOME	L	21-34	70,332
12/30	WASHINGTON REDSKINS - SN	Raymond James Stadium	L	21-48	65,526
1/6	SAN FRANCISCO 49ERS	LOUISIANA SUPERDOME	L	10-40	70,020
		LOUISIANA SUPERDOME	L	0-38	70,020
				333-409	1,111,335

2002: 9-7 (3rd-NFC South)

9/8	at Tampa Bay Buccaneers	Head Coach: Jim Haslett			
9/15	GREEN BAY PACKERS	Raymond James Stadium	W	26-20	65,554
9/22	at Chicago Bears	LOUISIANA SUPERDOME	W	35-20	67,958
9/29	at Detroit Lions	Memorial Stadium	W	29-23	63,216
10/6	PITTSBURGH STEELERS	Ford Field	L	21-26	60,023
10/13	at Washington Redskins	LOUISIANA SUPERDOME	W	32-29	67,734
10/20	SAN FRANCISCO 49ERS	FedEx Field	W	43-27	80,768
10/27	ATLANTA FALCONS	LOUISIANA SUPERDOME	W	35-27	67,903
11/10	at Carolina Panthers	LOUISIANA SUPERDOME	W	34-24	72,566
11/17	at Atlanta Falcons	Georgia Dome	L	17-24	70,382
11/24	CLEVELAND BROWNS	LOUISIANA SUPERDOME	L	15-24	68,295
12/1	TAMPA BAY BUCCANEERS - SN	LOUISIANA SUPERDOME	W	23-20	68,226
12/8	at Baltimore Ravens	Ravens Stadium	W	37-25	69,334
12/15	MINNESOTA VIKINGS	LOUISIANA SUPERDOME	L	31-32	67,851
12/22	at Cincinnati Bengals	Paul Brown Stadium	L	13-20	43,544
12/29	CAROLINA PANTHERS	LOUISIANA SUPERDOME	L	6-10	66,946
				432-388	1,068,183

2003: 8-8 (2nd-NFC South)

9/7	at Seattle Seahawks	Head Coach: Jim Haslett			
9/14	HOUSTON TEXANS	Seahawks Stadium	L	10-27	52,250
9/21	at Tennessee Titans	LOUISIANA SUPERDOME	W	31-10	68,390
9/28	INDIANAPOLIS COLTS - SN	The Coliseum	L	12-27	68,809
10/5	at Carolina Panthers	LOUISIANA SUPERDOME	L	21-55	70,020
10/12	CHICAGO BEARS	Ericsson Stadium	L	13-19	72,496
10/19	at Atlanta Falcons	LOUISIANA SUPERDOME	W	20-13	68,390
10/26	CAROLINA PANTHERS	Georgia Dome	W	45-17	70,837
11/2	at Tampa Bay Buccaneers	LOUISIANA SUPERDOME	W	20-23 (OT)	68,370
11/16	ATLANTA FALCONS	Raymond James Stadium	W	17-14	65,524
11/23	at Philadelphia Eagles	LOUISIANA SUPERDOME	L	23-20 (OT)	68,432
11/30	at Washington Redskins	Lincoln Financial Field	L	20-33	67,802
12/7	TAMPA BAY BUCCANEERS	FedEx Field	W	24-20	76,823
12/14	NEW YORK GIANTS - SN	LOUISIANA SUPERDOME	L	7-17	68,442
12/21	at Jacksonville Jaguars	LOUISIANA SUPERDOME	W	45-7	68,399
12/28	DALLAS COWBOYS	ALLTEL Stadium	L	19-20	49,207
		LOUISIANA SUPERDOME	W	13-7	68,451
				340-326	1,072,640

2004: 8-8 (2nd-NFC South)

9/12	SEATTLE SEAHAWKS	Head Coach: Jim Haslett			
9/19	SAN FRANCISCO 49ERS	LOUISIANA SUPERDOME	L	7-21	64,900
9/26	at St. Louis Rams	LOUISIANA SUPERDOME	W	30-27	64,900
10/3	at Arizona Cardinals	Edward Jones Dome	W	28-25 (OT)	65,856
10/10	TAMPA BAY BUCCANEERS	Sun Devil Stadium	L	10-34	28,109
10/17	MINNESOTA VIKINGS - SN	LOUISIANA SUPERDOME	L	17-20	64,900
10/24	at Oakland Raiders	LOUISIANA SUPERDOME	L	31-38	64,900
11/7	at San Diego Chargers	Network Associates Coliseum	W	31-26	45,337
11/14	KANSAS CITY CHIEFS	Qualcomm Stadium	L	17-43	59,662
11/21	DENVER BRONCOS	LOUISIANA SUPERDOME	W	27-20	64,900
11/28	at Atlanta Falcons	LOUISIANA SUPERDOME	L	13-34	64,900
12/5	CAROLINA PANTHERS	Georgia Dome	L	21-24	70,521
12/12	at Dallas Cowboys	LOUISIANA SUPERDOME	L	21-32	58,878
12/19	at Tampa Bay Buccaneers	Texas Stadium	W	27-17	64,056
12/26	ATLANTA FALCONS	Raymond James Stadium	W	26-13	64,900
1/2	at Carolina Panthers	LOUISIANA SUPERDOME	W	21-18	73,302
		Bank of America Stadium	W	348-405	985,096

SERIES RECORDS

12/1/68	L	17-23	Tulane Stadium	78,285
12/20/70	L	3-24	Tulane Stadium	63,518
10/10/71	L	14-35	Soldier Field	55,049
10/7/73	W	21-16	Tulane Stadium	56,561
10/6/74	L	10-24	Soldier Field	45,818
12/21/75	L	17-42	Louisiana Superdome	33,371
10/2/77	W	42-24	Soldier Field	51,488
9/14/80	L	3-22	Soldier Field	62,523
9/19/82	W	10-0	Soldier Field	56,600
9/18/83	W	34-31	Louisiana Superdome	64,692
10/7/84	L	7-20	Soldier Field	53,752
10/18/87	W	19-17	Soldier Field	46,813
10/27/91	L	17-20	Louisiana Superdome	68,591
9/13/92	W	28-6	Louisiana Superdome	68,591
10/9/94	L	7-17	Soldier Field	63,822
10/13/96	W	27-24	Louisiana Superdome	43,512
10/5/97	W	20-17	Soldier Field	58,865
10/3/99	L	10-14	Soldier Field	66,944
10/8/00	W	31-10	Soldier Field	66,944
9/22/02	W	29-23	Memorial Stadium	63,216
10/2/03	W	20-13	Louisiana Superdome	68,390
11/6/05	L	17-20	Tiger Stadium	32,637
12/30/07	L	25-33	Soldier Field	62,064

Cincinnati Bengals (5-6-0)

11/29/70	L	6-26	Riverfront Stadium	59,342
9/28/75	L	0-21	Louisiana Superdome	52,531
9/24/78	W	20-18	Riverfront Stadium	40,455
10/25/81	W	17-7	Louisiana Superdome	46,336
12/9/84	L	21-24	Louisiana Superdome	40,855
12/20/87	W	41-24	Riverfront Stadium	43,424
11/4/90	W	21-7	Riverfront Stadium	60,067
12/9/94	W	20-13	Louisiana Superdome	58,036
9/15/96	L	15-30	Riverfront Stadium	45,412
12/22/02	L	13-20	Paul Brown Stadium	43,544
11/19/07	L	16-31	Louisiana Superdome	68,001

Cleveland Browns (4-11-0)

10/1/67	L	7-42	Tulane Stadium	77,045
9/15/68	L	10-24	Tulane Stadium	74,215
11/10/68	L	17-35	Municipal Stadium	71,025
10/12/69	L	17-27	Tulane Stadium	71,274
12/12/71	L	17-21	Tulane Stadium	72,794
11/30/75	L	16-17	Municipal Stadium	44,753
10/8/78	L	16-24	Louisiana Superdome	50,158
10/18/81	L	17-20	Municipal Stadium	76,059
10/28/84	W	16-14	Municipal Stadium	52,489
9/13/87	W	28-21	Louisiana Superdome	59,900
10/14/90	W	20-20	Louisiana Superdome	68,608
12/5/93	L	13-17	Municipal Stadium	60,388
10/31/99	L	16-21	Louisiana Superdome	48,817
11/24/02	L	15-24	Louisiana Superdome	68,295
9/10/06	W	19-14	Cleveland Browns Stadium	72,915

Dallas Cowboys (8-14-0)

10/15/67	L	10-14	Cotton Bowl	64,128
11/12/67	L	10-27	Tulane Stadium	83,437
11/3/68	L	3-17	Tulane Stadium	84,728
9/28/69	L	17-21	Tulane Stadium	79,567
11/9/69	L	17-33	Cotton Bowl	68,282
10/17/71	W	24-14	Tulane Stadium	83,088
9/24/73	L	3-40	Texas Stadium	52,715
9/19/76	L	6-24	Louisiana Superdome	61,413
11/19/78	L	7-27	Texas Stadium	57,920
12/19/82	L	7-21	Texas Stadium	64,506
9/25/83	L	20-21	Texas Stadium	62,136
10/21/84	L	27-30	Texas Stadium	50,966
10/3/88	W	20-17	Louisiana Superdome	68,474
9/10/89	W	28-0	Louisiana Superdome	66,977
12/2/90	L	13-17	Texas Stadium	60,087
12/8/91	L	14-23	Texas Stadium	64,530
12/19/94	L	16-24	Louisiana Superdome	67,323
12/6/98	W	22-3	Louisiana Superdome	65,065
12/24/99	W	31-24	Louisiana Superdome	47,835
12/28/03	W	13-7	Louisiana Superdome	68,451
12/12/04	W	27-13	Texas Stadium	64,056
12/10/06	W	42-17	Texas Stadium	63,722

Denver Broncos (2-6-0)

11/22/70	L	6-31	Tulane Stadium	66,837
10/13/74	L	17-33	Mile High Stadium	51,881
11/4/79	L	3-10	Mile High Stadium	74,482
9/15/85	L	23-34	Mile High Stadium	74,488
11/20/88	W	42-0	Louisiana Superdome	68,075
12/24/94	W	30-28	Mile High Stadium	64,445
12/3/00	L	23-38	Louisiana Superdome	64,900
11/21/04	L	13-34	Louisiana Superdome	64,900

Detroit Lions (8-9-1)

11/24/68	T	20-20	Tiger Stadium	46,152
11/8/70	W	19-17	Tulane Stadium	66,910
11/19/72	L	14-27	Tiger Stadium	53,752
10/14/73	W	20-13	Tulane Stadium	57,810
11/3/74	L	14-19	Tiger Stadium	45,256
11/14/76	W	17-16	Louisiana Superdome	42,048
9/25/77	L	19-23	Silverdome	51,458
10/21/79	W	17-7	Louisiana Superdome	57,428
10/12/80	L	13-24	Silverdome	78,147
9/18/88	W	22-14	Silverdome	32,943
12/3/89	L	14-21	Silverdome	38,550
10/28/90	L	10-27	Louisiana Superdome	64,368
10/4/92	W	13-7	Silverdome	66,971
9/19/93	W	14-3	Louisiana Superdome	69,039
9/21/97	W	35-17	Louisiana Superdome	50,016
9/3/00	L	10-14	Louisiana Superdome	64,900
9/29/02	L	21-26	Ford Field	60,023
12/24/05	L	12-13	Alamodome	63,747

Green Bay Packers (6-14-0)

11/17/68	L	7-29	Milwaukee County Std.	49,644
11/28/71	W	29-21	Milwaukee County Std.	48,035
12/17/72	L	20-30	Tulane Stadium	65,881
12/2/73	L	10-30	Milwaukee County Std.	46,092
10/12/75	W	20-19	Louisiana Superdome	51,371
11/7/76	L	27-32	Milwaukee County Std.	52,936
9/18/77	L	20-24	Louisiana Superdome	56,250
9/10/78	L	17-28	Milwaukee County Std.	54,336
9/9/79	L	19-28	Milwaukee County Std.	53,184
12/13/81	L	7-35	Louisiana Superdome	45,518
11/4/84	L	13-23	Louisiana Superdome	57,426
11/17/85	L	14-38	Milwaukee County Std.	52,104
9/14/86	W	24-10	Louisiana Superdome	46,383
12/27/87	W	33-24	Louisiana Superdome	68,364
9/17/89	L	34-35	Lambeau Field	55,809
11/14/93	L	17-19	Louisiana Superdome	69,043
12/16/95	L	23-34	Louisiana Superdome	50,132
9/15/02	W	35-20	Louisiana Superdome	67,958
10/09/05	L	3-52	Lambeau Field	70,580
9/17/06	W	34-27	Lambeau Field	72,915

Houston Texans (1-1-0)

9/14/03	W	31-10	Louisiana Superdome	68,390
11/18/07	L	10-23	Reliant Stadium	70,780

Indianapolis Colts (5-5-0)

12/10/67	L	10-30	Memorial Stadium	60,238
10/19/69	L	10-30	Tulane Stadium	80,636
9/30/73	L	10-14	Memorial Stadium	52,293
10/12/86	W	17-14	Hoosier Dome	35,512
12/24/89	W	41-6	Louisiana Superdome	49,009
11/12/95	W	17-14	Louisiana Superdome	44,122
9/27/98	W	19-13	RCA Dome	48,480
11/18/01	W	34-20	Louisiana Superdome	70,020
9/28/03	L	21-55	Louisiana Superdome	70,020
9/6/07	L	10-41	RCA Dome	57,361

Jacksonville Jaguars (2-2-0)

10/6/96	W	17-13	Louisiana Superdome	34,231
11/21/99	L	23-41	ALLTEL Stadium	69,772

12/21/03	L	19-20	ALLTEL Stadium	49,207
11/4/07	W	41-24	Louisiana Superdome	70,009

Kansas City Chiefs (4-4-0)

9/25/72	L	17-20	Tulane Stadium	70,793
9/26/76	W	27-17	Arrowhead Stadium	53,918
11/21/82	W	27-17	Louisiana Superdome	39,341
9/8/85	L	27-47	Louisiana Superdome	57,760
9/8/91	W	17-10	Arrowhead Stadium	74,816
9/4/94	L	17-30	Louisiana Superdome	69,362
11/21/97	L	13-25	Arrowhead Stadium	66,772
11/14/04	W	27-20	Louisiana Superdome	64,900

Miami Dolphins (3-6-0)

11/15/70	L	10-21	Orange Bowl	42,866
11/10/74	L	0-21	Tulane Stadium	74,289
9/28/80	L	16-21	Orange Bowl	40,946
10/2/83	W	17-7	Louisiana Superdome	66,489
12/7/86	L	27-31	Louisiana Superdome	64,761
11/29/92	W	24-13	Louisiana Superdome	68,591
10/15/95	W	33-30	Louisiana Superdome	55,628
11/29/98	L	10-30	Pro Player Stadium	73,216
10/30/05	L	6-21	Tiger Stadium	61,643

Minnesota Vikings (7-17-0)

10/13/68	W	20-17	Tulane Stadium	71,105
9/27/70	L	0-26	Metropolitan Stadium	47,900
11/21/71	L	10-23	Tulane Stadium	83,130
11/5/72	L	6-37	Metropolitan Stadium	49,784
12/1/74	L	9-29	Metropolitan Stadium	44,202
11/16/75	L	7-20	Louisiana Superdome	52,765
9/12/76	L	9-40	Louisiana Superdome	58,156
9/3/78	W	31-24	Louisiana Superdome	54,187
11/30/80	L	20-23	Louisiana Superdome	30,936
11/5/81	L	10-20	Metropolitan Stadium	45,215
11/27/83	W	17-16	Louisiana Superdome	59,502
11/24/85	W	30-23	Metrodome	54,117
12/21/86	L	17-33	Metrodome	51,209
12/4/88	L	3-45	Metrodome	61,215
9/16/90	L	3-32	Metrodome	56,272
9/22/91	W	26-0	Louisiana Superdome	68,591
11/28/93	W	17-14	Metrodome	53,030
11/6/94	L	20-21	Metrodome	57,564
11/19/95	L	24-43	Metrodome	58,108
11/8/98	L	24-31	Metrodome	63,779
10/7/01	W	28-15	Louisiana Superdome	70,020
12/15/02	L	31-32	Louisiana Superdome	67,851
11/17/04	L	31-38	Louisiana Superdome	64,900
9/25/05	L	16-33	Metrodome	63,952

New England Patriots (3-8-0)

12/10/72	L	10-17	Tulane Stadium	64,889
12/5/76	L	6-27	Schaefer Stadium	53,592
12/21/80	L	27-38	Louisiana Superdome	38,277
12/4/83	L	0-7	Sullivan Stadium	24,579
11/30/86	L	20-21	Louisiana Superdome	58,259
11/12/89	W	28-24	Sullivan Stadium	47,680
11/8/92	W	31-14	Foxboro Stadium	45,413
12/3/95	W	31-17	Foxboro Stadium	59,876
10/4/98	L	27-30	Louisiana Superdome	56,172
11/25/01	L	17-34	Foxboro Stadium	60,292
11/20/05	L	17-24	Gillette Stadium	68,756

New York Giants (10-14-0)

10/8/67	L	21-27	Yankee Stadium	
---------	---	-------	----------------	--

SERIES RECORDS

11/19/84	W	27-24	Louisiana Superdome	66,005
11/29/87	W	20-16	Three Rivers Stadium	47,896
12/16/90	L	6-9	Louisiana Superdome	68,582
10/17/93	L	14-37	Three Rivers Stadium	56,056
10/6/02	W	32-29	Louisiana Superdome	67,734
11/12/06	L	31-38	Heinz Field	61,911

St. Louis Rams (29-38-0)

9/17/67	L	13-27	Tulane Stadium	80,879
10/5/69	L	17-36	L.A. Memorial Col.	54,789
11/1/70	L	17-30	Tulane Stadium	77,861
12/6/70	L	16-34	L.A. Memorial Col.	66,410
9/19/71	W	24-20	Tulane Stadium	70,915
12/5/71	L	28-45	L.A. Memorial Col.	73,610
9/17/72	L	14-34	L.A. Memorial Col.	66,303
11/26/72	W	19-16	Tulane Stadium	64,325
11/11/73	L	7-29	L.A. Memorial Col.	70,358
11/25/73	L	13-24	Tulane Stadium	67,192
9/22/74	L	0-24	L.A. Memorial Col.	64,178
11/17/74	W	20-7	Tulane Stadium	57,287
10/26/75	L	14-38	L.A. Memorial Col.	54,723
12/7/75	L	7-14	Louisiana Superdome	39,958
10/24/76	L	10-16	Louisiana Superdome	51,984
11/28/76	L	14-33	L.A. Memorial Col.	54,906
10/16/77	L	7-14	L.A. Memorial Col.	46,405
10/30/77	W	27-26	Louisiana Superdome	59,023
10/1/78	L	20-26	Louisiana Superdome	61,659
10/22/78	W	10-3	L.A. Memorial Col.	47,574
10/7/79	L	17-35	Louisiana Superdome	68,986
12/16/79	W	29-14	L.A. Memorial Col.	53,879
11/2/80	L	31-45	Anaheim Stadium	59,909
11/24/80	L	7-27	Louisiana Superdome	53,448
9/13/81	W	23-17	Louisiana Superdome	62,063
11/8/81	W	21-13	Anaheim Stadium	61,068
9/11/83	L	27-30	Anaheim Stadium	45,572
12/18/83	L	24-26	Louisiana Superdome	70,148
10/14/84	L	10-28	Louisiana Superdome	63,161
12/2/84	L	21-34	Anaheim Stadium	49,348
11/3/85	L	10-28	Anaheim Stadium	49,030
12/1/85	W	29-3	Louisiana Superdome	44,122
11/9/86	W	6-0	Louisiana Superdome	62,352
11/23/86	L	13-26	Anaheim Stadium	58,600
10/4/87	W	37-10	Louisiana Superdome	29,745
11/8/87	W	31-14	Anaheim Stadium	43,379
10/30/88	L	10-12	Louisiana Superdome	68,238
11/13/88	W	14-10	Anaheim Stadium	63,305
10/22/89	W	40-21	Anaheim Stadium	57,567
11/26/89	L	17-20	Louisiana Superdome	64,274
12/9/90	W	24-20	Anaheim Stadium	56,864
12/31/90	W	20-17	Louisiana Superdome	68,647
9/15/91	W	24-7	Louisiana Superdome	68,583
11/3/91	W	24-17	Anaheim Stadium	58,713
10/11/92	W	13-10	Louisiana Superdome	68,591
12/13/92	W	37-14	Anaheim Stadium	47,355
10/3/93	W	37-6	Anaheim Stadium	50,709
12/12/93	L	20-23	Louisiana Superdome	69,033
10/23/94	W	37-34	Louisiana Superdome	47,908
12/4/94	W	31-15	Anaheim Stadium	34,960
9/10/95	L	13-17	Busch Stadium	59,335
11/5/95	W	19-10	Louisiana Superdome	43,120
12/1/96	L	10-26	Louisiana Superdome	26,310
12/21/96	L	13-14	Trans World Dome	57,681
8/31/97	L	24-38	Trans World Dome	64,575
12/7/97	L	27-34	Louisiana Superdome	54,803
9/6/98	W	24-17	Trans World Dome	56,943
11/15/98	W	24-3	Louisiana Superdome	46,430
11/28/99	L	12-43	Trans World Dome	65,864
12/12/99	L	14-30	Louisiana Superdome	46,838
11/26/00	W	31-24	Trans World Dome	66,064
12/24/00	L	21-26	Louisiana Superdome	64,900
10/28/01	W	34-31	Dome at America's Cen.	66,189
12/17/01	L	21-34	Louisiana Superdome	70,332
9/26/04	W	28-25	Edward Jones Dome	65,856
10/23/05	L	17-28	Edward Jones Dome	64,586
11/11/07	L	29-37	Louisiana Superdome	70,003

San Diego Chargers (2-7-0)

11/18/73	L	14-17	San Diego Stadium	34,848
10/9/77	L	0-14	Louisiana Superdome	53,942

12/9/79	L	0-35	Louisiana Superdome	61,059
10/9/88	W	23-17	Jack Murphy Stadium	42,693
11/17/91	L	21-24	Jack Murphy Stadium	48,420
10/16/94	L	22-36	Louisiana Superdome	50,565
9/7/97	L	6-20	Louisiana Superdome	65,760
9/10/00	W	28-27	Qualcomm Stadium	51,300
11/07/04	L	17-43	Qualcomm Stadium	59,662

San Francisco 49ers (22-45-2)

10/22/67	L	13-27	Kezar Stadium	34,285
11/23/69	W	43-38	Tulane Stadium	71,448
10/18/70	T	20-20	Kezar Stadium	39,446
12/13/70	L	27-38	Tulane Stadium	61,940
9/26/71	L	20-38	Tulane Stadium	81,595
11/14/71	W	26-20	Candlestick Park	45,138
10/1/72	L	2-37	Tulane Stadium	69,840
10/22/72	T	20-20	Candlestick Park	59,167
10/21/73	L	0-40	Candlestick Park	62,881
12/9/73	W	16-10	Tulane Stadium	52,490
9/15/74	L	13-17	Tulane Stadium	65,071
12/15/74	L	21-35	Candlestick Park	40,418
10/19/75	L	21-35	Candlestick Park	39,990
11/23/75	L	6-16	Louisiana Superdome	40,328
10/17/76	L	3-33	Candlestick Park	43,160
12/12/76	L	7-27	Louisiana Superdome	42,536
11/13/77	L	7-10	Louisiana Superdome	41,564
11/27/77	L	17-20	Candlestick Park	33,702
10/15/78	W	14-7	Candlestick Park	37,671
12/3/78	W	24-13	Louisiana Superdome	50,068
9/23/79	W	30-21	Candlestick Park	39,727
11/11/79	W	31-20	Louisiana Superdome	65,551
9/7/80	L	23-26	Louisiana Superdome	58,621
12/7/80	L	35-38	Candlestick Park	37,949
9/27/81	L	14-21	Candlestick Park	44,433
12/20/81	L	17-21	Louisiana Superdome	43,639
11/28/82	W	23-20	Candlestick Park	51,611
10/16/83	L	13-32	Louisiana Superdome	68,154
11/13/83	L	0-27	Candlestick Park	40,022
9/16/84	L	20-30	Candlestick Park	57,611
11/25/84	L	3-35	Louisiana Superdome	65,117
9/29/85	W	20-17	Candlestick Park	58,053
12/15/85	L	19-31	Louisiana Superdome	46,065
9/21/86	L	17-26	Candlestick Park	58,297
11/2/86	W	23-10	Louisiana Superdome	53,234
10/25/87	L	22-24	Louisiana Superdome	60,497
11/15/87	W	26-24	Candlestick Park	60,436
9/4/88	L	33-34	Louisiana Superdome	66,357
12/11/88	L	17-30	Candlestick Park	62,977
10/8/89	L	20-24	Louisiana Superdome	60,488
11/6/89	L	13-31	Candlestick Park	60,667
9/10/90	L	12-13	Louisiana Superdome	68,629
12/23/90	W	13-10	Candlestick Park	60,112
11/10/91	W	10-3	Louisiana Superdome	68,591
12/1/91	L	24-38	Candlestick Park	62,092
9/27/92	L	10-16	Louisiana Superdome	68,591
11/15/92	L	20-21	Candlestick Park	64,895
9/26/93	W	16-13	Louisiana Superdome	69,041
11/22/93	L	7-42	Candlestick Park	66,500
9/25/94	L	13-24	Candlestick Park	63,971
11/28/94	L	14-35	Louisiana Superdome	61,304
9/3/95	L	22-24	Louisiana Superdome	66,627
10/29/95	W	11-7	3Com Park	65,272
9/1/96	L	11-27	3Com Park	63,970
11/3/96	L	17-24	Louisiana Superdome	53,297
9/14/97	L	7-33	3Com Park	61,838
10/26/97	L	0-23	Louisiana Superdome	60,443
10/11/98	L	0-31	Louisiana Superdome	62,811
11/22/98	L	20-31	3Com Park	68,429
9/19/99	L	21-28	3Com Park	67,685
11/14/99	W	24-6	Louisiana Superdome	52,198
11/5/00	W	31-15	Louisiana Superdome	64,900
12/10/00	W	31-27	3Com Park	67,892
11/11/01	L	27-28	3Com Park	68,083
1/6/02	L	0-38	Louisiana Superdome	70,020
10/20/02	W	35-27	Louisiana Superdome	67,903
9/19/04	L	30-27	Louisiana Superdome	64,900
12/03/06	W	34-10	Louisiana Superdome	68,241
10/28/07	W	31-10	Monster Park	68,244

Seattle Seahawks (5-5-0)

11/21/76	W	51-27	Kingdome	61,865
11/18/79	L	24-38	Kingdome	60,055
11/10/85	L	3-27	Louisiana Superdome	47,365
10/16/88	W	20-19	Kingdome	63,569
9/1/91	W	27-24	Louisiana Superdome	68,492
11/16/97	W	20-17	Louisiana Superdome	50,493
9/17/00	L	10-20	Husky Stadium	59,513
9/7/03	L	10/27	Seahawks Stadium	52,250
9/12/04	L	7-21	Louisiana Superdome	64,900
10/14/07	W	28-17	Qwest Field	68,296

Tampa Bay Buccaneers (19-13-0)

12/11/77	L	14-33	Louisiana Superdome	40,124
12/17/78	W	17-10	Tampa Stadium	51,207
10/14/79	W	42-14	Tampa Stadium	67,640
11/29/81	L	14-31	Louisiana Superdome	62,209
12/9/82	L	10-13	Louisiana Superdome	61,709
10/23/83	W	24-21	Tampa Stadium	48,242
9/9/84	W	17-13	Louisiana Superdome	54,686
9/22/85	W	20-13	Louisiana Superdome	45,320
10/19/86	W	38-7	Louisiana Superdome	43,355
12/6/87	W	44-34	Louisiana Superdome	66,471
9/25/88	W	13-9	Louisiana Superdome	66,671
9/24/89	L	10-20	Tampa Stadium	44,053
11/1/90	W	35-7	Louisiana Superdome	67,865
10/20/91	W	23-7	Louisiana Superdome	68,591
11/1/92	W	23-21	Louisiana Superdome	68,591
9/18/94	W	9-7	Tampa Stadium	45,522
11/24/96	L	7-13	Houlihan's Stadium	40,203
10/25/98	L	9-3	Louisiana Superdome	52,695
11/7/99	L	16-31	Louisiana Superdome	47,129
12/23/01	L	21-48	Raymond James Stadium	65,526
9/8/02	W	26-20	Raymond James Stadium	65,554
12/1/02	W	23-20	Louisiana Superdome	68,226
11/2/03	W	17-14	Raymond James Stadium	65,524
12/7/03	L	17-14	Louisiana Superdome	68,442
10/10/04	L	17-20	Louisiana Superdome	64,900
12/19/04	W	21-17	Raymond James Stadium	65,075
12/4/05	L	3-10	Tiger Stadium	34,411
11/06	L	13-27	Raymond James Stadium	65,379
10/8/06	W	24-21	Louisiana Superdome	68,183
11/5/06	W	31-14	Raymond James Stadium	65,561
9/16/07	L	14-31	Raymond James Stadium	65,178
12/2/07	L	23-27	Louisiana Superdome	70,009

Tennessee Titans (4-7-1)

10/3/71	T	13-13	Astrodome	47,966
10/3/76	L	26-31	Louisiana Superdome	51,973
12/10/78	L	12-17	Louisiana Superdome	63,169
11/22/81	W	27-24	Astrodome	49,581
9/30/84	W	27-10	Astrodome	43,108
12/13/87	W	24-10	Louisiana Superdome	68,257
10/21/90	L	10-23	Astrodome	57,908
9/5/93	W	33-21	Louisiana Superdome	69,029
11/10/96	L	14-31	Louisiana Superdome	34,121
10/17/99	L	21-24	Louisiana Superdome	51,875
9/21/03	L	12-27	The Coliseum	68,809
9/24/07	L	14-31	Louisiana Superdome	70,002

SERIES RECORDS

Washington Redskins (7-14-0)

9/24/67	L	10-30	Tulane Stadium	74,937
12/17/67	W	30-14	D.C. Stadium	50,486
9/22/68	W	37-17	Tulane Stadium	65,941
9/21/69	L	20-26	Tulane Stadium	73,147
12/14/69	L	14-17	R.F.K. Stadium	50,354
10/31/71	L	14-24	R.F.K. Stadium	53,041
10/28/73	W	19-3	Tulane Stadium	66,315
9/21/75	L	3-41	R.F.K. Stadium	54,414
10/28/79	W	14-10	R.F.K. Stadium	52,133
10/26/80	L	14-22	R.F.K. Stadium	51,375
12/26/82	L	10-27	Louisiana Superdome	48,667
10/5/86	L	6-14	Louisiana Superdome	57,378
11/6/88	L	24-27	R.F.K. Stadium	54,183
10/1/89	L	14-16	Louisiana Superdome	64,358
11/18/90	L	17-31	R.F.K. Stadium	52,573
11/23/92	W			

ATTENDANCE FIGURES

COMBINED HOMEROAD

Year	Total	Games	Avg.	Total	Games	Avg.	Total	Games	Avg.
1967	901,971	14	64,427	528,242	7	75,463	373,729	7	53,390
1968	882,121	14	63,009	519,426	7	74,203	362,695	7	51,814
1969	921,972	14	65,855	521,133	7	74,447	400,839	7	57,262
1970	843,342	14	60,238	483,234	7	69,033	360,108	7	51,444
1971	932,267	14	66,590	550,578	7	78,654	381,689	7	54,527
1972	880,545	14	62,896	467,686	7	66,812	412,859	7	58,980
1973	794,900	14	56,779	451,566	7	64,509	343,334	7	49,408
1974	789,156	14	56,366	452,236	7	64,605	336,920	7	48,131
1975	633,807	14	45,272	319,066	7	45,581	314,741	7	44,963
1976	714,135	14	51,010	359,631	7	51,376	354,504	7	50,643
1977	655,079	14	46,791	334,502	7	47,786	321,577	7	45,940
1978	850,823	16	53,176	457,613	8	57,202	393,210	8	49,151
1979	939,175	16	58,698	495,260	8	61,907	443,915	8	55,489
1980	807,652	16	50,478	384,855	8	48,109	422,797	8	52,850
1981	891,207	16	55,700	440,708	8	55,089	450,499	8	55,700
1982	467,978	9	51,988	255,726	5	51,145	212,252	4	53,603
1983	891,883	16	55,743	525,083	8	65,635	366,800	8	45,850
1984	884,588	16	55,287	472,625	8	59,078	411,963	8	51,495
1985	799,050	16	49,963	388,795	8	49,941	410,255	8	51,282
1986	864,368	16	54,023	453,672	8	56,709	410,696	8	51,337
1987	774,297	15	51,620	420,873	7	60,125	353,424	8	44,178
1988	960,942	16	60,059	531,156	8	66,395	429,786	8	53,723
1989	916,534	16	57,283	488,998	8	61,124	427,536	8	53,442
1990	997,722	16	62,358	536,438	8	67,055	461,284	8	57,661
1991	1,008,934	16	63,058	548,655	8	68,582	460,279	8	57,535
1992	977,552	16	61,097	548,728	8	68,591	428,824	8	53,603
1993	979,133	16	61,196	541,300	8	67,663	437,833	8	54,730
1994	903,213	16	56,451	469,900	8	58,738	433,313	8	54,164
1995	854,771	16	53,423	400,589	8	50,074	454,182	8	56,772
1996	736,864	16	46,054	301,998	8	37,750	434,866	8	54,358
1997	911,223	16	56,951	443,614	8	55,452	467,609	8	58,451
1998	922,225	16	57,639	436,473	8	54,559	485,752	8	60,719
1999	945,488	16	59,093	410,147	8	51,268	535,341	8	66,918
2000	980,533	16	61,283	504,315	8	63,039	476,218	8	59,527
2001	1,111,335	16	69,458	560,472	8	70,059	550,863	8	68,858
2002	1,068,183	16	66,761	542,796	8	67,849	525,387	8	65,673
2003	1,072,640	16	67,040	548,894	8	68,612	523,746	8	65,468
2004	985,096	16	61,568	513,178	8	64,147	471,918	8	58,989
2005	970,678	16	60,667	417,270	8	52,159	553,408	8	69,176
2006	1,108,045	16	69,253	550,470	8	68,809	557,575	8	69,697
2007	1,093,544	16	68,347	560,036	8	70,005	533,508	8	66,689
Totals	36,626,281	626	58,508	19,137,937	313	61,144	16,954,836	313	55,873

Largest Home Crowds

Date	Att.	Opponent
11/3/68	84,728	Dallas
11/12/67	83,437	Dallas
11/26/67	83,437	Atlanta
11/21/71	83,130	Minnesota
11/7/71	83,102	Oakland
10/17/71	83,088	Dallas
9/26/71	81,595	San Francisco
9/17/67	80,879	L.A. Rams
10/19/69	80,636	Baltimore Colts
9/28/69	79,567	Dallas

Louisiana Superdome (1975-present)

Date	Att.	Opponent
9/2/79	70,940	Atlanta
12/17/01	70,332	St. Louis Rams - MN
11/12/78	70,323	Atlanta
12/18/83	70,148	L.A. Rams
10/7/01	70,020	Minnesota
10/21/01	70,020	Atlanta
11/4/01	70,020	N.Y. Jets - SN
11/18/01	70,020	Indianapolis
12/2/01	70,020	Carolina
12/30/01	70,020	Washington - SN
1/6/02	70,020	San Francisco
9/28/03	70,020	Indianapolis - SN

Largest Road Crowds

Date	Att.	Opponent	Stadium
10/13/02	80,768	Washington	FedEx Field
12/24/06	78,539	N.Y. Giants	Giants Stadium
9/30/01	78,451	N.Y. Giants	Giants Stadium
10/12/80	78,147	Detroit	Silverdome
10/24/99	77,982	N.Y. Giants	Giants Stadium
11/27/05	77,152	N.Y. Jets	Giants Stadium
11/30/03	76,821	Washington	FedEx Field
10/8/81	76,059	Cleveland	Municipal Stadium
9/8/91	74,816	Kansas City	Arrowhead Stadium
9/5/85	74,488	Denver	Mile High Stadium
11/4/79	74,482	Denver	Mile High Stadium
12/5/71	73,610	L.A. Rams	L.A. Memorial Coliseum

Largest Playoff Crowds

Date	Att.	Opponent	Stadium
1/13/07	70,001	Philadelphia	Louisiana Superdome
1/3/93	68,893	Philadelphia	Louisiana Superdome
12/28/91	68,794	Atlanta	Louisiana Superdome
1/3/87	68,127	Minnesota	Louisiana Superdome
12/30/00	64,900	St. Louis	Louisiana Superdome
1/3/87	63,881	Minnesota	Metrodome
1/21/07	61,817	Chicago	Soldier Field
1/6/91	60,767	Chicago	Soldier Field

MN - Monday Night Football game
SN - Sunday Night Football game

PRESEASON RESULTS

1967 (5-1)

8/2	L.A. Rams (Anaheim, Calif.)	L, 7-16	26,364
8/12	St.L. Cards (Shreveport, La.)	W, 23-14	25,500
8/19	Pittsburgh (Baton Rouge, La.)	W, 20-17	35,000
8/26	San Fran. (Portland, Ore.)	W, 24-10	23,348
9/2	Miami (Charleston, S.C.)	W, 20-17	11,214
9/9	Atlanta	W, 27-14	67,486

1968 (2-4)

8/1	L.A. Rams (Anaheim, Calif.)	L, 7-21	29,505
8/10	Boston Patriots	W, 19-0	57,152
8/18	at Houston Oilers	L, 23-24	42,734
8/24	Cleveland	W, 40-27	70,045
8/31	at Atlanta	L, 10-16	49,832
9/6	Minn. (Shreveport, La.)	L, 17-20	23,000

1969 (2-4)

8/9	at San Diego	L, 7-10	31,683
8/16	at Denver	W, 28-22	28,356
8/23	Pitt. (Baton Rouge, La.)	L, 24-34	40,000
8/30	Atlanta	W, 21-17	69,898
9/6	Houston Oilers	L, 14-30	79,937
9/12	at Detroit	L, 7-42	30,312

1970 (4-2)

8/8	Minnesota (Canton, Ohio)*	W, 14-13	17,932
8/15	at Houston Oilers	W, 19-10	46,223
8/22	Detroit	L, 17-31	76,778
8/29	Bos. Patriots (Jackson, Miss.)	W, 26-20	32,000
9/5	N.Y. Jets	L, 14-27	78,581
9/12	San Diego	W, 20-14	63,904

1971 (0-6)

8/6	at Buffalo	L, 10-14	35,758
8/14	at Dallas	L, 21-36	73,560
8/21	Kansas City	L, 7-27	70,459
8/28	at San Diego	L, 7-22	35,405
9/4	Philadelphia	L, 0-34	60,487
9/12	Houston Oilers	L, 17-24	60,971

1972 (1-4-1)

8/7	at Philadelphia	W, 13-10	53,372
8/12	Buffalo	L, 21-24	66,762
8/19	Dallas	L, 7-30	81,070
8/26	San Diego	L, 14-16	64,506
9/2	Pittsburgh (Memphis, Tenn.)	L, 7-56	43,302
9/10	at Houston Oilers	T, 14-14	44,571

1973 (1-5)

8/4	at Kansas City	L, 6-12	67,216
8/11	at Miami	L, 13-14	80,050
8/18	at Dallas	L, 14-24	61,022
8/25	New England	L, 6-31	64,131
9/1	N.Y. Jets	L, 17-28	67,434
9/8	Houston Oilers	W, 16-10	62,339

1974 (3-3)

8/3	Pittsburgh	L, 7-26	45,339
8/10	at Miami	L, 20-45	41,524
8/18	at New England	L, 3-7	20,456
8/24	Dallas	W, 16-7	56,563
8/31	N.Y. Jets	W, 24-7	59,829
9/7	at Houston Oilers	W, 24-16	35,103

1975 (2-4)

8/6	Houston Oilers	L, 7-13	72,434
8/16	Denver	W, 24-21	40,089
8/23	Miami	L, 10-20	61,253
8/30	Baltimore Colts	W, 27-3	60,643
9/6	at Pittsburgh	L, 13-24	47,341
9/13	at Cincinnati	L, 0-20	48,453

1976 (4-2)

7/31	Pittsburgh	L, 14-24	56,039
8/7	at Houston Oilers	W, 13-10	38,675
8/13	at Buffalo	W, 21-14	36,110
8/20	at Baltimore Colts	W, 26-20 ot	38,879
8/28	Cincinnati	W, 13-10	60,044
9/4	Miami	L, 7-20	63,383

PRESEASON RESULTS

1977 (5-1)

8/6	at Chicago	W, 20-14	55,163
8/13	N.Y. Giants	W, 23-7	49,900
8/20	Buffalo	W, 20-17	66,282
8/27	N.Y. Jets	L, 14-20	49,455
9/3	at Miami	W, 17-10	39,970
9/10	Houston Oilers	W, 20-16	49,964

1978 (2-2)

8/5	Phil. (Mexico City, Mexico)	W, 14-7	30,000
8/12	Miami	L, 17-31	54,105
8/19	Tampa Bay	L, 3-14	49,042
8/26	at Houston Oilers	W, 17-3	49,554

1979 (1-3)

8/3	at Miami	L, 7-14	44,704
8/11	Chicago	L, 6-13	45,085
8/18	at Tampa Bay	L, 7-14	49,042
8/24	Houston Oilers	W, 10-7	54,469

1980 (1-3)

8/9	St. Louis Cardinals	W, 17-13	57,923
8/17	at Houston Oilers	L, 17-20	43,376
8/23	at Detroit	L, 17-40	49,631
8/29	Miami	L, 0-20	50,635

1981 (3-1)

8/8	Baltimore Colts	W, 24-23	46,792
8/15	Houston Oilers	W, 27-7	67,562
8/23	Phil. (Syracuse, N.Y.)	L, 6-37	28,001
8/29	Detroit	W, 20-17	52,090

1982 (1-3)

8/12	at Houston Oilers	L, 20-22	44,599
8/21	Kansas City	W, 6-3	46,585
8/28	Cleveland	L, 17-20	55,689
9/3	at Minnesota	L, 21-24	59,810

1983 (3-2)

7/30	Pittsburgh (Canton, Ohio)*	L, 14-27	23,909
8/6	at Tampa Bay	L, 17-20	53,111
8/13	at Miami	W, 19-17	38,735
8/20	Houston Oilers	W, 20-13	60,430
8/27	N.Y. Jets	W, 17-10	58,176

1984 (3-1)

8/4	at Kansas City	W, 34-20	34,230
8/11	Atlanta	W, 31-21	58,502
8/18	at Houston Oilers	W, 31-19	45,522
8/25	Washington	L, 9-14	52,040

1985 (1-3)

8/10	at New England	W, 32-20	27,014
8/17	Houston Oilers	L, 20-23	53,491
8/24	Tampa Bay	L, 10-14	49,337
8/30	at San Diego	L, 20-21	40,462

1986 (2-2)

8/9	at Denver	W, 10-7	47,408
8/16	New England	L, 34-38	54,364
8/23	at Houston Oilers	L, 13-24	38,617
8/30	Kansas City	W, 13-10	47,945

1987 (3-1)

8/15	Minnesota	W, 23-17	52,884
8/22	Houston Oilers	L, 13-16	51,562
8/29	Pittsburgh	W, 31-28	46,770
9/4	at Cincinnati	W, 26-14	46,289

1988 (2-2)

8/7	at Minnesota	W, 23-20	47,624
8/12	at Phoenix Cardinals	W, 33-28	51,987
8/20	at Indianapolis	L, 6-18	54,117
8/27	Pittsburgh	L, 28-31	56,174

1989 (1-3)

8/12	Indianapolis	L, 7-31	57,771
8/19	at Buffalo	L, 7-10	48,512
8/28	Cincinnati	W, 27-10	51,150
9/1	Washington	L, 21-26	56,181

1990 (4-1)

8/5	L.A. Raiders (London, Eng.)	W, 17-10	63,106
8/11	at Minnesota	W, 13-10	48,154
8/18	Green Bay (Madison, Wis.)	L, 13-27	47,848
8/25	Buffalo	W, 28-23	51,959
8/31	Indianapolis	W, 17-14	54,796

1991 (2-2)

8/3	Minnesota	W, 18-3	58,953
8/10	Green Bay	W, 31-20	55,730
8/17	at Indianapolis	L, 28-34	50,896
8/24	at Miami	L, 24-28	44,099

1992 (3-1)

8/10	at Chicago	W, 34-31	53,846
8/17	Pittsburgh	W, 26-0	61,671
8/22	Houston Oilers	L, 3-33	61,194
8/27	Miami (Baltimore, Md.)	W, 17-3	60,021

1993 (4-1)

7/31	Philadelphia (Tokyo, Japan)	W, 28-16	49,363
8/7	Houston Oilers (S.A., Texas)	W, 37-28	40,308
8/14	Green Bay (Madison, Wis.)	W, 26-17	59,523
8/23	Chicago	W, 20-14	61,149
8/27	Detroit	L, 16-17	60,700

1994 (1-3)

8/5	at New England	L, 6-24	37,800
8/13	at Minnesota	L, 17-21	46,067
8/19	Green Bay	L, 10-13	54,714
8/25	Dallas	W, 28-10	57,281

PRESEASON RESULTS

1995 (1-3)

8/5	Green Bay (Madison, Wis.)	L, 17-27	49,071
8/11	at N.Y. Giants	L, 13-14	54,416
8/20	Seattle	L, 19-24	38,228
8/25	Detroit	W, 24-10	38,073

1996 (3-2)

7/27	Indianapolis (Canton, Ohio)*	L, 3-10	23,376
8/2	at Detroit	W, 23-22	35,782
8/10	at Kansas City	L, 6-42	65,710
8/17	Chicago	W, 31-21	35,246
8/23	Minnesota	W, 16-13	35,728

1997 (3-1)

8/2	at Tennessee	W, 21-12	22,811
8/9	Kansas City	W, 26-7	55,211
8/16	at Oakland	L, 18-16	36,771
8/22	at Chicago	W, 13-7	58,656

1998 (1-3)

8/8	at Green Bay	L, 7-31	60,080
8/14	at Denver	L, 10-17	70,937
8/22	Tennessee	L, 24-26	46,069
8/28	Tampa Bay	W, 10-6	43,774

1999 (2-2)

8/13	at Miami	W, 26-14	59,972
8/21	Indianapolis	L, 7-37	41,788
8/28	Green Bay	L, 17-38	53,074
9/2	at Tennessee	W, 12-11	63,634

2000 (1-3)

7/29	at N.Y. Jets	L, 20-24	75,754
8/5	at Minnesota	W, 25-24	63,445
8/12	Indianapolis (W. Lafayette, Ind.)	L, 0-17	20,105
8/25	Miami	L, 17-22	46,955

PRESEASON RESULTS

2001 (1-3)

8/11	Minnesota (San Ant., Texas)	L, 21-28	46,752
8/18	Dallas	W, 16-10	53,249
8/24	at Denver	L, 24-31	74,063
9/1	at Seattle	L, 14-28	68,655

2002 (3-1)

8/10	Houston	L, 10-13	67,356
8/15	at Miami	W, 24-7	56,930
8/24	at Cincinnati	W, 31-23	41,636
8/30	Indianapolis	W, 25-21	67,247

2003 (1-3)

8/11	Philadelphia	L, 17-27	67,594
8/16	at New York Jets	W, 22-17	76,527
8/23	at San Francisco	L, 12-27	63,153
8/28	Miami	L, 10-24	68,477

2004 (2-2)

8/13	New York Jets	W, 23-13	64,900
8/16	at Green Bay	L, 14-19	69,669
8/27	at Chicago	W, 17-13	61,208
9/03	Miami	L, 19-20	64,900

2005 (1-3)

8/12	Seattle	L, 15-34	38,529
8/18	at New England	W, 37-27	68,736
8/26	Baltimore	L, 6-21	44,485
9/01	at Oakland	L, 6-13	32,191

2006 (1-3)

8/12	at Tennessee	W, 19-16	69,143
8/21	DALLAS (Shreveport, La.)	L, 7-30	45,162
8/26	INDIANAPOLIS (Jack, Miss.)	L, 6-21	44,485
9/01	at Kansas City Chiefs	L, 9-10	70,456

2007 (3-2)

8/5	Pittsburgh (Canton, Ohio)*	L, 7-20	22,302
8/10	Buffalo	L, 10-13	70,003
8/18	at Cincinnati	W, 27-19	65,227
8/23	at Kansas City	W, 30-7	72,283
8/30	Miami	W, 7-0	68,926

Home games in bold

* - Hall of Fame Game

PRESEASON RECORDS

Team	W	L	T	Pct.	Team	W	L	T	Pct.
Arizona	3	0	0	1.000	Miami	7	11	0	.389
Atlanta	3	1	0	.750	Minnesota	7	4	0	.636
Baltimore	0	1	0	.000	New England	4	4	0	.500
Buffalo	3	4	0	.429	N.Y. Giants	1	1	0	.500
Carolina	0	0	0	.000	N.Y. Jets	4	4	0	.500
Chicago	6	1	0	.857	Oakland	1	2	0	.333
Cincinnati	5	1	0	.833	Philadelphia	3	3	0	.500
Cleveland	1	1	0	.500	Pittsburgh	3	8	0	.273
Dallas	3	4	0	.429	St. Louis	0	2	0	.000
Denver	3	2	0	.600	San Diego	1	4	0	.200
Detroit	3	4	0	.429	San Francisco	1	1	0	.500
Green Bay	2	6	0	.250	Seattle	0	3	0	.000
Houston	0	1	0	.000	Tampa Bay	1	4	0	.200
Indianapolis	5	7	0	.417	Tennessee	14	11	1	.558
Jacksonville	0	0	0	.000	Washington	0	2	0	.000
Kansas City	5	4	0	.556	Totals	89	101	1	.469

1967 SAINTS STATISTICS

RECORD: 3-11

FINISH: 4th-CAPITOL

Date	W/L	Score	Opponent	Attendance	Whitsell	2	0	0	2	0	12
9/17	L	13-27	Los Angeles	80,879	Cuoizzo	1	1	0	0	0	6
9/24	L	10-30	Washington	74,937	Kilmer	1	1	0	0	0	6
10/1	L	7-42	Cleveland	77,045	Anderson	0	0	0	0	1	2
10/8	L	21-27	at New York Giants	62,670	Saints	27	9	13	5	27/27	14/32
10/15	L	10-14	at Dallas	64,128	Opponents	48	22	25	1	46/48	15/29
10/22	L	13-27	at San Francisco	34,285	SACKS: Saints	23.0					
10/29	L	10-14	Pittsburgh	68,911	Opponents	35	14	26	1	7.5	29
11/5	W	31-24	Philadelphia	59,596	RUSHING	No	Yds	Avg	LG	TD	
11/12	L	10-27	Dallas	83,437	Taylor	130	390	3.0	16	2	
11/19	L	21-48	at Philadelphia	60,751	Wheelwright	59	198	3.4	13	0	
11/26	W	27-24	Atlanta	83,437	Kilmer	20	142	7.1	31	1	
12/3	L	20-31	at St. Louis	41,171	Barrington	34	121	3.6	22	0	
12/10	L	10-30	at Baltimore	60,238	Schultz	32	117	3.7	22	2	
12/17	W	30-14	at Washington	50,486	McCall	21	86	4.1	49	1	

TEAM STATISTICS	N.O.	OPP.
TOTAL FIRST DOWNS	219	276
Rushing	67	114
Passing	135	138
Penalty	17	24

POSSESSION AVG.	TOTAL NET YARDS	RECEIVING	No	Yds	Avg	LG	TD
Avg. Per Game	3790	4928	50	721	14.4	80	6
Total Plays	270.7	352.0	Abramowicz	864	902	Taylor	38
Avg. Per Play	4.4	5.5	Poage	24	380	15.8	65
NET YARDS RUSHING	1192	2092	Gilliam	22	264	12.0	35
Avg. Per Game	85.1	149.4	Kramer	20	207	10.4	17
Total Rushes	334	469	Hall	19	249	13.1	21
NET YARDS PASSING	2598	2836	Roberts	17	384	22.6	96
Avg. Per Game	185.6	202.6	Schultz	19	186	13.3	25
Sacked/Yards Lost	52/391	23/199	Wheelwright	9	61	6.8	18
Gross Yards	2989	3035	Burke	8	84	10.5	21
Att./Completions	478/237	410/207	McCall	4	75	18.8	34
Completion Pct.	49.6	50.5	Barrington	4	50	12.5	29
Had Intercepted	23	22	Brown	3	23	7.7	9
PUNTS/AVERAGE	74/42.9	63/39.9	S. Simmons	2	25	12.5	16
NET PUNTING AVG.	74/37.5	63/37.3	Hester	2	10	5.0	7
PENALTIES/YARDS	76/785	83/844	Ogden	1	19	19.0	19
FUMBLES/BALL LOST	21/14	21/10	Saints	237	2989	12.6	96
TOUCHDOWNS	27	48	Opponents	207	3035	14.7	76

INTERCEPTIONS	No	Yds	Avg	LG	TD
Whitsell	10	178	17.8	41	2
Burkett	3	57	19.0	23	0
Logan	3	21	7.0	18	0
Hart	1	21	21.0	21	0
Douglas	1	19	19.0	19	0
Rose	1	15	15.0	15	0
D. Simmons	1	12	12.0	12	0
Whittingham	1	8	8.0	8	0
Heidel	1	2	2.0	2	0
Saints	22	333	15.1	41	2
Opponents	23	303	13.2	88	0

SCORE BY PERIODS	1	2	3	4	OT	TOT
Saints	40	75	66	52	0	233
Opponents	57	128	74	120	0	379

SCORING	TD	Ru	Pa	Rt	PAT	FG	S	TP
Durkee	0	0	0	0	27/27	14/32	0	69
Abramowicz	6	0	0	0	0	0	36	
Roberts	5	0	3	2	0	0	30	
Brown	2	2	0	0	0	0	12	
Gilliam	2	0	1	1	0	0	12	
Kramer	2	0	2	0	0	0	12	
McCall	2	1	1	0	0	0	12	
Schultz	2	2	0	0	0	0	12	
Taylor	2	2	0	0	0	0	12	

PASSING	Att	Cmp	Yds	Cmp%	Yds/Att	TD	TD%	Int	Int%	Long	Sk/Yds	Rating
Cuoizzo	260	134	1562	51.5	6.01	7	2.7	12	4.6	49	33/236	59.8
Kilmer	204	97	1341	47.5	6.57	6	2.9	11	5.4	96	18/147	56.4
Wood	11	5	62	45.5	5.64	0	0.0	0	0.0	27	1/8	63.4
Barrington	2	0	0	0.0	0.00	0	0.0	0	0.0	0	0/0	39.6
McNeill	1	1	24	100.0	24.00	0	0.0	0	0.0	24	0/0	118.8
Saints	478	237	2989	49.6	6.25	13	2.7	23	4.8	96	52/391	58.5
Opponents	410	207	3035	50.5	7.40	25	6.1	22	5.4	76	23/199	73.0

1968 SAINTS STATISTICS

RECORD: 4-9-1

FINISH: 3rd-CENTURY

Date	W/L	Score	Opponent	Attendance	Barrington <th>1</th> <th>0</th> <th>1</th> <th>0</th> <th>0</th> <th>6</th>	1	0	1	0	0	6
9/15	L	10-24	Cleveland	74,215	Brown	1	0	0	1	0	6
9/22	W	31-17	Washington	65,941	Burris	1	0	0	1	0	6
9/29	L	20-21	St. Louis	79,021	Wheelwright	1	0	0	0	0	6
10/6	L	21-38	at New York Giants	60,967	Whitsell	1	0	0	1	0	6
10/13	W	20-17	Minnesota	71,105	Saints	27	7	17	3	27/27	19/37
10/20	W	16-12	at Pittsburgh	32,303	Opponents	42	13	25	4	37/42	12/27
10/27	L	17-31	at St. Louis	45,476	Gene Howard	8	5	42	5.3	12	0
11/3	L	3-17	Dallas	84,728	Nevelt	3	0	-9	-3.0	0	0
11/10	L	17-35	at Cleveland	71,025	Douglas	0	1	0	---	0	0
11/17	L	7-29	at Green Bay (Mil.)	49,644	Saints	34	14	153	4.5	53	1
11/24	T	20-20	at Detroit	46,152	Opponents	30	17	320	10.7	86	1
12/1	L	17-23	Chicago	78,285	RUSHING	No	Yds	Avg	LG	TD	
12/8	L	17-29	at Philadelphia	57,128	McCall	155	637	4.1	48	4	
12/15	W	24-14	Pittsburgh	66,131	Lorick	104	344	3.3	36	0	

TEAM STATISTICS	N.O.	OPP.
TOTAL FIRST DOWNS	224	228
Rushing	80	97
Passing	122	109
Penalty	22	22

POSSESSION AVG.	TOTAL NET YARDS	RECEIVING	No	Yds	Avg	LG	TD	
Avg. Per Game	3863	4291	54	890	16.5	47	7	
Total Plays	275.9	306.1	Whitsell	1	-1	-1.0	-1	
Avg. Per Play	8.8	5.1	Sweatan	4	-5	-1.3	2	
NET YARDS RUSHING	1527	2105	Saints	409	1527	3.7	48	
Avg. Per Game	109.1	150.4	Opponents	439	2105	4.8	77	
Total Rushes	409	439	RECEIVING	No	Yds <td>Avg</td> <td>LG</td> <td>TD</td>	Avg	LG	TD
NET YARDS PASSING	2336	2186	Abramowicz	54	890	16.5	47	7
Avg. Per Game	166.9	156.1	Lorick	26	272	10.5	29	3
Sacked/Yards Lost	33/213	34/297	McCall	26	270	10.4	25	2
Gross Yards	2549	2483	Parks	25	258	10.3	41	0
Att./Completions	439/210	366/153	Gilliam	24	284	11.8	39	0
Completion Pct.	47.8	41.8	Hester	17	300	17.6	51	2
Had Intercepted	29	16	Stieckles	15	206	13.7	35	2
PUNTS/AVERAGE	75/37.6	69/40.8	Schultz	12	34	2.8	14	0
NET PUNTING AVG.	75/32.3	69/37.4	Barrington	9	33	3.7	10	1
PENALTIES/YARDS	82/843	74/757	Poage	1	11	11.0	11	0
FUMBLES/BALL LOST	19/11	33/26	Wheelwright	1	-9	-9.0	-9	0
TOUCHDOWNS	27	42	Saints	210	2549	12.1	51	17
Rushing	7	13	Opponents	153	2483	16.2	68	25
Passing	17	25						
Returns	3	4						

INTERCEPTIONS	No	Yds	Avg	LG	TD
Whitsell	6	44	7.3	32	0
Burris	3	129	43.0	94	1
Gene Howard	3	51	17.0	35	0
Whittingham	1	16	16.0	16	0
Kimbrough	1	15	15.0	15	0
Cordileone	1	7	7.0	7	0
Kelley	1	0	0.0	0	0
Saints	16	262	16.4	94	1
Opponents	29	294	10.1	51	2

SCORE BY PERIODS	1	2	3	4	OT	TOT
Saints	71	79	51	45	0	246
Opponents	44	95	67	121	0	327

SCORING	TD	Ru	Pa	Rt	PAT	FG	S	TP
Darkee	0	0	0	0	27/27	19/37	0	84
Abramowicz	7	0	0	0	0	0	42	
McCall	6	4	2	0	0	0	36	
Lorick	3	0	3	0	0	0	18	
Hester	2	0	2	0	0	0	12	
Kilmer	2	2	0	0	0	0	12	
Stieckles	2	0	2	0	0	0	12	

PASSING	Att	Cmp	Yds	Cmp%	Yds/Att	TD	TD%	Int	Int%	Long	Sk/Yds	Rating
Kilmer	315	167	2060	53.0	6.54	15	4.8	17	5.4	51	26/170	66.9
Sweatan	78	27	318	34.6	4.08	1	1.3	9	11.5	42	5/29	12.6
South	38	14	129	36.8	3.39	1	2.6	3	7.9	19	2/14	22.8
Barrington	6	2	42	33.3	7.00	0	0.0	0	0.0	23	0/0	59.0
McCall	1	0	0	0.0	0.00	0	0.0	0	0.0	0	0/0	39.6

1969 SAINTS STATISTICS

RECORD: 5-9

FINISH: 3rd-CAPITOL

Date	W/L	Score	Opponent	Attendance
9/21	L	20-26	Washington	73,147
9/28	L	17-21	Dallas	79,567
10/5	L	17-36	at Los Angeles	54,879
10/12	L	17-27	Cleveland	71,274
10/19	L	10-30	Baltimore	80,636
10/26	L	10-13	at Philadelphia	60,658
11/2	W	51-42	at St. Louis	46,718
11/9	L	17-33	at Dallas	68,282
11/16	L	25-24	at New York Giants	62,927
11/23	W	43-38	San Francisco	71,448
11/30	W	26-17	Philadelphia	72,805
12/7	L	17-45	at Atlanta	57,021
12/14	L	14-17	at Pittsburgh	50,354
12/21	W	27-24	Pittsburgh	72,256

TEAM STATISTICS	N.O.	OPP.
TOTAL FIRST DOWNS	282	242
Rushing	93	88
Passing	158	131
Penalty	31	23
POSSESSION AVG.	46.79	50.18
TOTAL NET YARDS	4679	5018
Avg. Per Game	334.2	358.4
Total Plays	879	822
Avg. Per Play	5.3	6.1
NET YARDS RUSHING	1705	1835
Avg. Per Game	121.8	131.1
Total Rushes	399	419
NET YARDS PASSING	2974	3183
Avg. Per Game	212.4	227.4
Sacked/Yards Lost	27/241	211/199
Gross Yards	3215	3382
Att./Completions	453/245	382/200
Completion Pct.	54.1	52.4
Had Intercepted	20	12
PUNTS/AVERAGE	49/41.4	58/41.6
NET PUNTING AVG.	49/36.6	58/36.1
PENALTIES/YARDS	83/943	81/773
FUMBLES/BALL LOST	20/12	20/10
TOUCHDOWNS	35	49
Rushing	12	15
Passing	22	32
Returns	1	2

Score by Periods	1	2	3	4	OT	TOT
Saints	37	109	96	69	0	311
Opponents	87	143	70	93	0	393

SCORING	TD	Ru	Pa	Rt	PAT	FG	S	TP
Dempsey	0	0	0	0	33/35	22/41	0	99
Livingston	8	5	3	0	0	0	0	48
Abramowicz	7	0	0	0	0	0	0	42
Wheelwright	4	1	0	0	0	0	0	30
Poage	4	0	4	0	0	0	0	24

PASSING	Att	Cmp	Yds	Cmp%	Yds/Att	TD	TD%	Int	Int%	Long	Sk/Yds	Rating
Kilmer	360	193	2532	53.6	7.03	20	5.6	17	4.7	52	22/212	74.9
Hargett	52	31	403	59.6	7.75	0	0.0	0	0.0	32	3/18	84.1
Ninowski	34	17	227	50.0	6.68	1	2.9	2	5.9	70	1/11	56.9
Livingston	4	3	38	75.0	9.50	1	25.0	1	25.0	14	0/0	104.2
Barrington	2	1	15	50.0	7.50	0	0.0	0	0.0	15	1/0	75.0
Looney	1	0	0	0.0	0.00	0	0.0	0	0.0	0	0/0	39.6
Saints	453	245	3215	54.1	7.10	22	4.9	20	4.4	70	27/241	74.5
Opponents	382	200	3382	52.4	8.85	32	8.4	12	3.1	88	21/199	97.4

Parks	3	0	3	0	18
Baker	2	1	1	0	12
Shy	2	1	1	0	12
Barrington	1	1	0	0	6
Dodd	1	0	1	0	6
Hester	1	0	1	0	6
Preece	1	0	0	1	6
Saints	35	12	22	1	131
Opponents	49	15	32	2	47/49

SACKS: Saints 21.0, Opp. 27.0

RUSHING	No	Yds	Avg	LG	TD
Livingston	181	761	4.2	18	5
Baker	134	642	4.8	54	1
Wheelwright	25	85	3.4	17	4
Shy	21	75	3.6	22	1
Abramowicz	3	61	20.3	28	0
Barrington	7	33	4.7	17	1
Kilmer	11	18	1.6	12	0
Hargett	5	15	3.0	11	0
Dodd	3	12	4.0	9	0
Lorick	5	11	2.2	6	0
Poage	1	-3	-3.0	-3	0
Looney	3	-5	-1.7	4	0
Saints	399	1705	4.3	54	12
Opponents	419	1835	4.4	66	15

RECEIVING	No	Yds	Avg	LG	TD
Abramowicz	73	1015	13.9	49	7
Dodd	37	600	16.2	52	1
Baker	34	352	10.4	35	1
Parks	31	439	14.2	40	3
Livingston	28	278	9.9	51	3
Poage	18	236	13.1	29	4
Shy	9	141	15.7	70	1
Wheelwright	8	68	8.5	20	1
Barrington	4	42	10.5	15	0
Hester	3	44	14.7	22	1
Saints	245	3215	13.1	70	22
Opponents	200	3382	16.9	88	32

INTERCEPTIONS	No	Yds	Avg	LG	TD
Nevelt	3	20	6.7	20	0
Whitsell	3	14	4.7	11	0
Gene Howard	2	0	0.0	0	0
Burris	1	24	24.0	24	0
Absher	1	7	7.0	7	0
Preece	1	6	6.0	6	0
Thompson	1	2	2.0	2	0
Saints	12	73	6.1	24	0
Opponents	20	265	13.3	47	0

PUNTING	No	Yds	Avg	Net	TB	I20	I20	LG	B
Cordill	42	1719	40.9	35.9	2	58	1	58	1
McNeill	7	312	44.6	41.0	1	81	0	81	0
Saints	49	2031	41.4	36.6	3	81	1	81	1

Opponents	58	2410	41.6	36.1	5	54	1
Dodd	15	9	106	7.1	21	0	0
Gene Howard	9	0	73	8.1	30	0	0
Thompson	4	1	25	6.3	12	0	0
Barrington	1	0	8	8.0	8	0	0
Ward	1	1	5	5.0	5	0	0
Lorick	0	1	0	---	---	---	---
Saints	30	12	217	7.2	30	0	0
Opponents	27	5	176	6.5	39	0	0

KICKOFF RET	No	Yds	Avg	LG	TD
Barrington	17	394	23.2	54	0
Shy	16	447	27.9	57	0
Gene Howard	9	227	25.2	86	0
Dodd	8	171	21.4	28	0
Thompson	5	101	20.2	26	0
Ward	3	58	19.3	21	0
Nevelt	2	53	26.5	37	0
Hester	1	4	4.0	4	0
Preece	1	0	0.0	0	0
Saints	62	1455	23.5	86	0
Opponents	48	935	19.5	44	0

FIELD GOALS	1-19	20-29	30-39	40-49	50+
Dempsey	5/6	6/7	3/6	7/11	1/1
Saints	5/6	6/7	3/6	7/11	1/1
Opponents	6/7	4/4	4/8	2/9	0/1

1969 NFL CAPITOL STANDINGS

Saints Finish: 3rd place	W	L	T	Pct.
Dallas	11	2	1	.846
Washington	7	5	2	.583
New Orleans	5	9	0	.357
Philadelphia	4	9	1	.308

RECORD: 2-11-1

FINISH: 4th-NFC WEST

Date	W/L	Score	Opponent	Attendance
9/20	L	3-14	Atlanta	77,042
9/27	L	0-26	at Minnesota	47,900
10/4	W	14-10	New York Giants	69,126
10/11	L	17-24	at St. Louis	45,294
10/18	T	20-20	at San Francisco	39,446
10/25	L	14-32	at Atlanta	58,850
11/1	L	17-30	Los Angeles	77,861
11/8	W	19-17	Detroit	66,910
11/15	L	10-21	at Miami	42,866
11/22	L	6-31	Denver	66,837
11/29	L	6-26	at Cincinnati	59,342
12/6	L	16-34	at Los Angeles	66,410
12/13	L	27-38	San Francisco	61,940
12/20	L	3-24	Chicago	63,518

TEAM STATISTICS	N.O.	OPP.
TOTAL FIRST DOWNS	183	263
Rushing	55	100
Passing	112	150
Penalty	16	13
3rd Down: Made/Att.	67/198	84/193
3rd Down: Pct.	33.8	43.5
4th Down: Made/Att.	0/1	3/5
4th Down: Pct.	0.0	60.0
POSSESSION AVG.	36.73	49.52
Avg. Per Game	262.4	353.7
Total Plays	814	916
Avg. Per Play	4.5	5.4
NET YARDS RUSHING	1215	1891
Avg. Per Game	86.8	135.1
Total Rushes	371	469
NET YARDS PASSING	2458	3061
Avg. Per Game	175.6	218.6
Sacked/Yards Lost	28/232	17/136
Gross Yards	2690	3197
Att./Completions	415/213	430/238
Completion Pct.	51.3	55.3
Had Intercepted	22	22
PUNTS/AVERAGE	77/42.5	56/40.4
NET PUNTING AVG.	77/35.8	56/33.4
PENALTIES/YARDS	91/1029	79/875
FUMBLES/BALL LOST	27/18	26/16
TOUCHDOWNS	17	40
Rushing	4	15
Passing	11	19
Returns	2	6

RECEIVING	No	Yds	Avg	LG	TD
Abramowicz	55	906	16.5	48	5
Dodd	28	484	17.3	45	1
Parks	26	447	17.2	38	2
Barrington	22	130	5.9	20	0

1971 SAINTS STATISTICS

RECORD: 4-8-2 FINISH: 4th-NFC WEST

Date	W/L	Score	Opponent	Attendance	TD	Ru	Pa	Rt	PAT	FG	S	TP	PUNT	RET	No	Yds	Avg	Net	TB	I20	LG	B	
9/19	W	24-20	Los Angeles	70,915	5	0	5	0	0	0	30	0	Fagan	77	3188	41.4	37.1	4	64	0	0	0	0
9/26	L	20-38	San Francisco	81,595	4	4	0	0	0	24	0	0	Saints	77	3188	41.4	37.1	4	64	0	0	0	0
10/3	T	13-13	at Houston	47,966	3	3	0	0	0	18	0	0	Opponents	50	2061	41.2	38.0	3	59	0	0	0	0
10/10	L	14-35	at Chicago	55,049	3	2	2	0	0	12	0	0	PUNT RET	Ret	FC	Yds	Avg	LG	TD				
10/17	W	24-14	Dallas	83,088	2	1	1	0	0	12	0	0	Dodd	13	4	88	6.8	14	0	0	0	0	0
10/24	L	6-28	at Atlanta	58,850	0	0	0	0	5/6	1/5	0	8	Moore	2	1	12	6.0	9	0	0	0	0	0
10/31	L	14-24	at Washington	53,041	0	1	0	0	0	6	0	0	Abramowicz	1	4	0	0.0	0	0	0	0	0	0
11/7	T	21-21	Oakland	83,102	1	1	0	0	0	6	0	0	Hollas	0	7	0	---	---	---	---	---	---	---
11/14	W	26-20	at San Francisco	45,138	1	1	0	0	0	6	0	0	Saints	16	16	100	6.3	14	0	0	0	0	0
11/21	L	10-23	Minnesota	83,130	1	0	0	1	0	7	0	0	Opponents	43	11	251	5.8	28	0	0	0	0	0
11/28	W	29-21	at Green Bay (Mil.)	48,035	Saints	31	18	12	1	29/31	17/28	0/66											
12/5	L	28-45	at Los Angeles	73,610	Opponents	44	18	20	6	43/43	13/26	0/47											
12/12	L	17-21	Cleveland	72,794	SACKS: Saints 24.0, Opp. 50.0																		
12/19	L	20-24	Atlanta	75,954																			

TEAM STATISTICS	N.O.	OPP.	RUSHING	No	Yds	Avg	LG	TD
TOTAL FIRST DOWNS	242	260	Strong	95	404	4.3	39	3
Rushing	105	129	Gresham	127	383	3.0	18	6
Passing	106	110	Ford	93	379	4.1	35	2
Penalty	31	21	Manning	33	172	5.2	17	4
3rd Down: Made/Att.	62/194	74/182	Granger	32	139	4.3	16	1
3rd Down: Pct.	32.0	40.7	Baker	29	125	4.3	20	1
4th Down: Made/Att.	4/8	5/6	Parks	29	96	3.3	12	1
4th Down: Pct.	50.0	83.3	Harris	1	7	7.0	7	0

POSSESSION AVG.	No	Yds	Avg	LG	TD
TOTAL NET YARDS	3666	4438	12.2	57.1	15.7
Avg. Per Game	261.9	317.0	452	495	157.1
Total Plays	889	852	139.6	159.9	139.6
Avg. Per Play	4.1	5.2	50/400	24/234	2355

NET YARDS RUSHING	No	Yds	Avg	LG	TD
Avg. Per Game	171.1	2200	12.8	57.1	15.7
Total Rushes	452	495	139.6	159.9	139.6

NET YARDS PASSING	No	Yds	Avg	LG	TD
Avg. Per Game	195.5	2238	11.4	34.2	11.4
Total Passes	139.6	159.9	50/400	24/234	2355

PUNTS/AVERAGE	No	Yds	Avg	LG	TD
NET PUNTING AVG.	77/41.4	50/41.2	387/182	333/175	47.0
PENALTIES/YARDS	85/869	98/967	14	20	52.6

FUMBLES/BALL LOST	No	Yds	Avg	LG	TD
TOUCHDOWNS	31	44	1.4	18	1.4
Rushing	18	18	1.0	10	1.0
Passing	12	20	1.7	17	1.7
Returns	1	6	6.0	6	6.0

INTERCEPTIONS	No	Yds	Avg	LG	TD
Howell	5	120	24.0	60	0
Hollas	5	36	7.2	25	0
Wyatt	4	84	21.0	55	1
Martin	3	51	17.0	26	0
Abshier	1	21	21.0	21	0
Flanigan	1	10	10.0	10	0
Colman	1	0	0.0	0	0
Saints	20	342	17.1	60	1
Opponents	14	171	12.2	54	1

SCORING	TD	Ru	Pa	Rt	PAT	FG	S	TP
Durkee	0	0	0	0	24/25	16/23	0	72
Gresham	6	6	0	0	0	0	36	
Abramowicz	5	0	0	0	0	0	30	

1971 NFC WEST STANDINGS	W	L	T	Pct.
San Francisco	9	5	0	.643
Los Angeles	8	5	1	.615
Atlanta	7	6	1	.538
New Orleans	4	8	2	.357

PASSING	Att	Cmp	Yds	Cmp%	Yds/Att	TD	TD%	Int	Int%	Long	Sk/Yds	Rating
Hargett	210	96	1191	45.7	5.67	6	2.9	5	2.4	49	10/68	63.4
Manning	177	86	1164	48.6	6.58	6	3.4	9	5.1	63t	40/332	60.1
Saints	387	182	2355	47.0	6.09	12	3.1	14	3.6	63t	50/400	61.9
Opponents	333	175	2472	52.6	7.42	20	6.0	20	6.0	84	24/234	71.8

1972 SAINTS STATISTICS

RECORD: 2-11-1 FINISH: 4th-NFC WEST

Date	W/L	Score	Opponent	Attendance	TD	Ru	Pa	Rt	PAT	FG	S	TP	PUNT	RET	No	Yds	Avg	Net	TB	I20	LG	B	
9/17	L	14-34	at Los Angeles	66,303	3	3	0	0	0	18	0	0	Gresham	3	3	0	0	0	0	0	0	0	0
9/25	L	17-20	Kansas City	70,793	2	0	2	0	0	0	12	0	Butler	2	0	2	0	0	0	0	0	0	0
10/1	L	2-37	San Francisco	69,840	2	2	0	0	0	0	12	0	Manning	2	2	0	0	0	0	0	0	0	0
10/8	L	21-45	at New York Giants	62,507	2	0	2	0	0	0	12	0	Newland	2	0	2	0	0	0	0	0	0	0
10/15	L	14-21	Atlanta	66,294	1	0	0	0	0	5/5	2/5	0	11	Linhart	1	0	0	0	0	0	0	0	0
10/22	T	20-20	at San Francisco	59,167	1	0	1	0	0	0	6	0	Brown	1	0	1	0	0	0	0	0	0	0
10/29	W	21-3	Philadelphia	65,664	1	0	1	0	0	0	6	0	Jackson	1	0	1	0	0	0	0	0	0	0
11/5	L	6-37	at Minnesota	49,784	1	0	0	1	0	0	6	0	Neal	1	0	0	1	0	0	0	0	0	0
11/12	L	20-36	at Atlanta	58,850	1	0	0	1	0	0	6	0	Strong	4	53	13.3	22	0	0	0	0	0	
11/19	L	14-27	at Detroit	53,752	0	0	0	0	0	1	2	0	Owens	2	9	4.5	9	0	0	0	0	0	
11/26	W	19-16	Los Angeles	64,325	Saints	26	5	18	3	24/25	11/25	1	215	J. Williams	1	23	11.5	15	0	0	0	0	
12/3	L	17-18	at New York Jets	62,496	Opponents	38	15	21	2	38/38	31/43	1	361	Butler	2	14	7.0	14	0	0	0	0	
12/10	L	1-17	New England	64,889	SACKS: Saints 24.0, Opp. 43.0									Newland	1	6	6.0	6	0	0	0	0	
12/17	L	20-30	Green Bay	65,881										Prudhomme	1	0	0.0	0	0	0	0	0	

TEAM STATISTICS	N.O.	OPP.	RUSHING	No	Yds	Avg	LG	TD
TOTAL FIRST DOWNS	226	251	Gresham	121	381	3.1	23	3
Rushing	83	107	Manning	63	351	5.6	18	2
Passing	123	129	Butler	54	233	4.3	27	0
Penalty	20	15	Strong	37	120	3.2	9	0
3rd Down: Made/Att.	63/188	79/167	J. Williams	31	72	2.3	11	0
3rd Down: Pct.	33.5	40.1	Green	14	51	3.6	14	0
4th Down: Made/Att.	3/8	3/6	Ford	11	28	2.5	9	0
4th Down: Pct.	62.5	50.0	V. Robinson	5	1	0.2	5	0

POSSESSION AVG.	No	Yds	Avg	LG	TD
TOTAL NET YARDS	3664	4491	12.2	57.1	15.7
Avg. Per Game	261.7	320.8	482	2089	4.3
Total Plays	829	873	139.6	159.9	139.6

NET YARDS RUSHING	No	Yds	Avg	LG	TD
Avg. Per Game	1230	2089	17.0	57.1	15.7
Total Rushes	87.9	149.2	38	668	17.6
NET YARDS PASSING	2434	2402	11.4	34.2	11.4

PUNTS/AVERAGE	No	Yds	Avg	LG	TD
NET PUNTING AVG.	71/35.5	52/39.3	43/347	24/194	2781
PENALTIES/YARDS	69/585	78/711	14	21	58.0

FUMBLES/BALL LOST	No	Yds	Avg	LG	TD
TOUCHDOWNS	26	38	1.5	15	1.5
Rushing	5	15	3.0	15	3.0
Passing	18	21	1.2	12	1.2
Returns	3	2	0.7	0	0.7

INTERCEPTIONS	No	Yds	Avg	LG	TD
Lee	4	65	16.3	32	0
Jackson	3	41	13.7	31	0
Myers	3	0	0.0	0	0
Roussel	2	15	7.5	11	0
Hollas	1	14	14.0</		

1973 SAINTS STATISTICS

RECORD: 5-9

FINISH: 3rd-NFC WEST

Date	W/L	Score	Opponent	Attendance	TD	Ru	Pa	Rt	PAT	FG	S	TP	PUNT	RET	Ret	FC	Yds	Avg	LG	TD
9/16	L	7-62	Atlanta	66,428	Manning	2	2	0	0	0	12	Stevens	17	15	171	10.1	37	0		
9/24	L	3-40	at Dallas	52,715	Stevens	2	2	0	0	0	12	Winstlow	5	3	47	9.4	17	0		
9/30	L	10-14	at Baltimore	52,293	Saints	16	5	11	0	16/16	17/36	0163	Myers	0	4	0	---	---	0	
10/7	W	21-16	Chicago	56,561	Opponents	36	17	15	4	35/36	19/34	2312	Saints	22	22	218	9.9	37	0	
10/14	W	20-13	Detroit	57,810	Opponents	49	13	587	12.0	84t	1									
10/21	L	0-40	at San Francisco	52,881	SACKS: Saints 24.0, Opp. 37.0															
10/28	W	19-3	Washington	66,315																
11/4	W	13-0	Buffalo	74,770																
11/11	L	7-29	at Los Angeles	70,358																
11/18	L	14-17	at San Diego	34,848																
11/25	L	13-24	Los Angeles	67,192																
12/2	L	10-30	at Green Bay (Mil.)	46,092																
12/9	W	16-10	San Francisco	62,490																
12/16	L	10-14	at Atlanta	34,147																

TEAM STATISTICS	N.O.	OPP.
TOTAL FIRST DOWNS	207	271
Rushing	100	131
Passing	88	119
Penalty	19	21
3rd Down: Made/Att.	61/204	70/194
3rd Down: Pct.	29.9	36.1
4th Down: Made/Att.	0/0	0/1
4th Down: Pct.	0.0	0.0

POSSSESSION AVG.	N.O.	OPP.
TOTAL NET YARDS	3501	4580
Avg. Per Game	250.1	327.1
Total Plays	872	917
Avg. Per Play	4.0	5.0
NET YARDS RUSHING	1842	2402
Avg. Per Game	131.6	171.6
Total Rushes	497	556
NET YARDS PASSING	1659	2178
Avg. Per Game	118.5	155.6
Sacked/Yards Lost	37/242	24/155
Gross Yards	1901	2333
Att./Completions	338/163	337/176
Completion Pct.	48.2	52.2
Had Intercepted	17	16

PUNTS/AVERAGE	N.O.	OPP.
TOTAL PUNTS	81/41.763	44/5.5
NET PUNTING AVG.	81/33.263	40/1.8
PENALTIES/YARDS	58/516	69/751
FUMBLE/BALL LOST	34/17	32/14

TOUCHDOWNS	N.O.	OPP.
Rushing	5	17
Passing	11	15
Returns	0	4
Score by Periods	1 2 3 4 OT TOT	
Saints	27 55 47 34 0	163
Opponents	39 90 100 83 0	312

SCORING	TD	Ru	Pa	Rt	PAT	FG	S	TP
McClard	0	0	0	0	9/9	13/24	0	48
Dunbar	4	0	4	0			0	24
Newland	4	0	4	0			0	24
Feller	0	0	0	0	7/7	4/12	0	19
Butler	3	1	2	0			0	18
Beasley	1	0	1	0			0	6

PASSING	Att	Cmp	Yds	Cmp%	Yds/Att	TD	TD%	Int	Int%	Long	Sk/Yds	Rating
Manning	267	140	1642	52.4	6.15	10	3.7	12	4.5	65t	28/177	65.2
Scott	54	18	245	33.3	4.54	1	1.9	3	5.6	42	4/29	31.8
Davis	17	5	14	29.4	0.82	0	0.0	2	11.8	14	5/36	0.0
Saints	338	163	1901	48.2	5.62	11	3.3	17	5.0	65t	37/242	55.6
Opponents	337	176	2333	52.2	6.92	15	4.5	16	4.7	54	24/155	69.5

RUSHING	No	Yds	Avg	LG	TD
Phillips	198	663	3.3	20	0
Butler	87	348	4.0	19	1
Profit	72	274	3.8	22	0
Manning	63	293	4.7	23	2
Stevens	45	183	4.1	15	2
Lawson	6	23	3.8	11	0
Scott	9	18	2.0	4	0
Davis	3	10	3.3	7	0
Minor	3	10	3.3	8	0
Myers	1	8	8.0	8	0
Newland	1	6	6.0	6	0
Henry Matthews	4	4	1.0	3	0
Dunbar	3	3	1.0	13	0
O'Neal	2	-1	-0.5	6	0
Saints	497	1842	3.7	23	5
Opponents	556	2402	4.3	63	17

RECEIVING	No	Yds	Avg	LG	TD
Beasley	31	280	9.0	15	1
Newland	29	489	16.9	42	4
Dunbar	23	447	19.4	65t	4
Phillips	22	169	7.7	34	0
Butler	19	125	6.6	16	2
Brown	11	132	12.0	26	0
Profit	11	108	9.8	26	0
Winstlow	4	45	11.3	14	0
Stevens	4	39	9.8	14	0
Garrett	2	30	15.0	22	0
Henry Matthews	2	19	9.5	12	0
Abramowitz	2	18	9.0	11	0
Lawson	2	-5	-2.5	4	0
Minor	1	5	5.0	5	0
Saints	163	1901	11.7	65t	11
Opponents	176	2333	13.3	63	15

INTERCEPTIONS	No	Yds	Avg	LG	TD
Jackson	3	40	13.3	23	0
Myers	3	33	11.0	20	0
Merlo	3	25	8.3	16	0
Lee	3	23	7.7	12	0
Owens	1	3	3.0	3	0
Federspiel	1	1	1.0	1	0
Newsome	1	1	1.0	1	0
D. Moore	1	0	0.0	0	0
Saints	16	126	7.9	23	0
Opponents	17	280	16.5	65t	3

PUNTING	No	Yds	Avg	Net	TB	120	LG	B
O'Neal	81	3375	41.7	33.2	5	71	0	0
Saints	81	3375	41.7	33.2	5	71	0	0
Opponents	63	2805	44.5	40.1	3	72	0	0

1973 NFC WEST STANDINGS				
Saints Finish: 3rd place				
	W	L	T	Pct.
Los Angeles	12	2	0	.857
Atlanta	9	5	0	.643
New Orleans	5	9	0	.357
San Francisco	5	9	0	.357

KICKOFF RET				No	Yds	Avg	LG	TD
	26	590	22.7	48	0			
	7	144	20.6	26	0			
	7	118	16.9	27	0			
	5	81	16.2	24	0			
	1	0	0.0	0	0			
	1	14	14.0	14	0			
Opponents	33	724	21.9	37	0			

FIELD GOALS	1-19	20-29	30-39	40-49	50+
McClard	2/2	5/6	4/5	2/0	0/1
Feller	4/5	0/0	0/4	0/3	0/0
Saints	6/7	5/6	4/9	2/3	0/1
Opponents	5/5	6/12	5/8	2/7	1/2

1974 SAINTS STATISTICS

RECORD: 5-9

FINISH: 3rd-NFC WEST

Date	W/L	Score	Opponent	Attendance	TD	Ru	Pa	Rt	PAT	FG	S	TP	PUNTING	No	Yds	Avg	Net	TB	120	LG	B
9/15	L	13-17	San Francisco	65,071	Maxson	3	2	1	0	0	18	Blanchard	88	3704	42.1	30.4	7	71	0		
9/22	L	0-24	at Los Angeles	64,178	Newland	2	0	2	0	0	12	Gibbs	3	99	33.0	28.3	0	35	0		
9/29	W	14-13	Atlanta	62,273	Phillips	2	2	0	0	0	12	Saints	91	3803	41.8	30.3	7	71	0		
10/6	L	10-24	at Chicago	45,818	Cipa	1	1	0	0	0	6	Opponents	77	3274	42.5	35.3	7	67	0		
10/13	L	17-33	at Denver	51,831	Manning	1	1	0	0	0	6										
10/20	W	13-3	at Atlanta	47,217	McNeill	1	1	0	0	0	6	PUNT RET	Ret	FC	Yds <th>Avg</th> <th>LG</th> <th>TD</th>	Avg	LG	TD			
10/27	W	14-10	Philadelphia	64,257	Schmidt	1	0	0	1	0	6	Stevens	37	7	376	10.2	40	0			
11/3	L	14-19	at Detroit	43,256	Stevens	1	1	0	0	0	6	Farasopoulos	3	0	36	12.0	18	0			
11/10	L	0-21	Miami	74,289	Saints	20	9	10	1	19/20	9/16	0166	Jackson	2	0	3	1.5	3	0		
11/17	W	20-7	Los Angeles	57,287	Opponents	34	11	17	6	29/31	10/17	0263	McNeill	1	0	0	0.0	0	0		
11/25	L	7-28	Pittsburgh	71,907									Saints	43	7	415	9.7	40	0		
12/1	L	9-29	at Minnesota	44,202									Opponents	59	1	906	15.4	72t	2		
12/8	W	14-0	St. Louis	57,152																	
12/15	L	21-35	at San Francisco	40,418																	

TEAM STATISTICS	N.O.	OPP.
TOTAL FIRST DOWNS	233	226
Rushing	117	104
Passing	91	105
Penalty	25	17
3rd Down: Made/Att.	66/191	56/165
3rd Down: Pct.	34.6	33.9
4th Down: Made/Att.	5/9	5/8
4th Down: Pct.	55.6	62.5

POSSSESSION AVG.	N.O.	OPP.
TOTAL NET YARDS	3744	3797
Avg. Per Game	267.4	271.2
Total Plays	929	853
Avg. Per Play	4.0	4.5
NET YARDS RUSHING	1983	1758
Avg. Per Game	141.6	125.6
Total Rushes	503	447
NET YARDS PASSING	1761	2039
Avg. Per Game	125.3	145.6
Sacked/Yards Lost	37/276	37/291
Gross Yards	2037	2330
Att./Completions	389/185</	

1977 SAINTS STATISTICS

RECORD: 3-11

FINISH: 4th-NFC WEST

Date	W/L	Score	Opponent	Attendance	TD	Ru	Pa	Rt	PAT	FG	S	TP	PUNTING	No	Yds	Avg	Net	TB	I20	LG	B
9/18	L	20-24	Green Bay	56,250	Muncie	7	6	1	0	0	42	0	Blanchard	82	3474	42.4	31.5	11	11	66	2
9/25	L	19-23	at Detroit	51,548	Manning	5	5	0	0	0	30	0	Scott	3	95	31.7	31.7	0	0	34	0
10/2	W	42-24	at Chicago	51,488	Galbreath	3	3	0	0	0	18	0	Saints	87	3569	41.0	31.6	11	11	66	2
10/9	L	0-14	San Diego	53,942	Chapman	1	0	0	1	0	6	0	Opponents	75	2909	38.8	32.9	8	15	54	1
10/16	L	7-14	at Los Angeles	46,045	Gilham	1	0	1	0	0	6	0	PUNT RET	Ret	FC	Yds	Avg	LG	TD		
10/23	L	31-49	at St. Louis	48,417	Grooms	1	0	1	0	0	6	0	Merlo	1	0	0	1	0	6		
10/30	W	27-26	Los Angeles	59,023	Myers	1	0	0	1	0	6	0	Saints	37	10	281	7.6	33	0		
11/6	L	7-28	at Philadelphia	53,482	Pollard	1	0	0	1	0	6	0	Opponents	51	9	604	11.8	88	2		
11/13	Lot	7-10	San Francisco	41,564	Thaxton	1	0	1	0	0	6	0	KICKOFF RET	No	Yds	Avg	LG	TD			
11/20	W	21-20	Atlanta	43,135	Saints	31	14	13	4	29/31	5/12	1232	Mauti	27	609	22.6	38	0			
11/27	L	17-20	at San Francisco	33,702	Opponents	42	21	15	6	39/41	15/24	1036	Chapman	15	385	25.7	92	1			
12/4	L	13-16	New York Jets	40,464	Willis	8	148	18.5	27	0	6	0	Willis	8	148	18.5	27	0			
12/11	L	14-33	Tampa Bay	40,124	Boykyn	5	76	15.2	24	0	6	0	Boykyn	5	76	15.2	24	0			
12/18	L	7-35	at Atlanta	36,895	Campbell	2	33	16.5	20	0	6	0	Campbell	2	33	16.5	20	0			

TEAM STATISTICS	N.O.	OPP.	RUSHING	No	Yds	Avg	LG	TD
TOTAL FIRST DOWNS	223	272	Muncie	201	811	4.0	36	6
Rushing	115	153	Galbreath	168	644	3.8	26	3
Passing	96	103	Strachan	55	271	4.9	18	0
Penalty	12	16	Manning	39	270	6.9	27	5
3rd Down: Made/Att.	71/201	89/215	Douglass	2	23	11.5	20	0
3rd Down: Pct.	35.3	41.4	Kim Jones	8	23	2.9	8	0
4th Down: Made/Att.	0/0	0/0	Scott	4	11	2.8	9	0
4th Down: Pct.	0.0	0.0	Thaxton	1	-3	-3.0	-3	0
POSSession AVG.	27:33	32:27	Boykyn	5	-9	-1.8	4	0
TOTAL NET YARDS	3597	4622	Herrmann	1	-17	-17.0	-17	0
Avg. Per Game	256.9	330.1	Saints	484	2024	4.2	36	14
Total Plays	851	940	Opponents	623	2729	4.4	80	21
Avg. Per Play	4.2	4.9						

NET YARDS RUSHING	2024	2729	RECEIVING	No	Yds	Avg	LG	TD
Avg. Per Game	144.6	194.9	Muncie	41	265	6.5	30	6
Total Rushes	484	623	Childs	33	518	15.7	59	9
NET YARDS PASSING	1573	1893	Herrmann	32	408	12.8	39	0
Avg. Per Game	112.4	135.2	Muncie	21	248	11.8	35	1
Sacked/Yards Lost	46/360	27/234	Thaxton	14	211	15.1	41	1
Gross Yards	1933	2127	Gilham	11	133	12.1	23	1
Att./Completions	321/166	290/154	Mauti	4	71	17.8	23	0
Completion Pct.	51.7	53.1	Strachan	3	26	8.7	10	0
Had Intercepted	21	10	Boykyn	3	21	7.0	9	0
PUNTS/AVERAGE	87/41.075	38.8	Burton	1	13	13.0	13	0
NET PUNTING AVG.	87/31.675	32.9	Kim Jones	1	9	9.0	9	0
PENALTIES/YARDS	86/794	104/972	Parker	1	7	7.0	7	0
FUMBLES/BALL LOST	20/11	29/15	Grooms	1	3	3.0	3	1
TOUCHDOWNS	31	42	Saints	166	1933	11.6	59	13
Rushing	14	21	Opponents	154	2127	13.8	58	15
Passing	13	15						
Returns	4	6						

Score by Periods	1	2	3	4	OT	TOT
Saints	20	105	38	69	0	232
Opponents	69	111	62	91	3	336

SCORING	TD	Ru	Pa	Rt	PAT	FG	S	TP
Childs	9	0	9	0	0	0	54	0
Szaro	0	0	0	0	0	29/31	5/12	0

PASSING	Att	Cmp	Yds	Cmp%	Yds/Att	TD	TD%	Int	Int%	Long	Sk/Yds	Rating
Manning	205	113	1284	55.1	6.26	8	3.9	9	4.4	59t	36/288	68.8
Scott	82	36	516	43.9	6.29	3	3.7	8	9.8	53t	5/43	37.5
Douglass	31	16	130	51.6	4.19	1	3.2	3	9.7	31	5/29	33.7
Blanchard	3	1	3	33.3	1.00	1	33.3	1	33.3	3t	0/0	42.4
Saints	321	166	1933	51.7	6.02	13	4.0	21	6.5	59t	46/360	56.5
Opponents	290	154	2127	53.1	7.33	15	5.2	10	3.4	58	27/234	79.8

INTERCEPTIONS	No	Yds	Avg	LG	TD
Crist	4	6	1.5	6	0
Merlo	1	57	57.0	57t	1
Chapman	1	16	16.0	16	0
Hughes	1	2	2.0	2	0
Myers	1	2	2.0	2	0
Jackson	1	0	0.0	0	0
Marsalis	1	0	0.0	0	0
Saints	10	83	8.3	57t	1
Opponents	21	392	18.7	72t	4

1977 NFC WEST STANDINGS	W	L	T	Pct.
Los Angeles	10	4	0	.714
Atlanta	7	7	0	.500
San Francisco	5	9	0	.357
New Orleans	3	11	0	.214

1978 SAINTS STATISTICS

RECORD: 7-9

FINISH: 3rd-NFC WEST

Date	W/L	Score	Opponent	Attendance	TD	Ru	Pa	Rt	PAT	FG	S	TP	PUNT RET	Ret	FC	Yds	Avg	LG	TD	
9/3	W	31-24	Minnesota	54,187	Szaro	0	0	0	9/9	4/6	0	21	Chandler	34	10	233	6.9	32	0	
9/10	L	17-28	at Green Bay (Mil.)	54,336	Chandler	2	0	2	0	0	0	21	McGill	1	0	5	5.0	5	0	
9/17	L	17-24	Philadelphia	49,242	Mauti	2	0	2	0	0	0	0	12	Schwartz	1	0	4	4.0	4	0
9/24	W	20-18	at Cincinnati	40,455	Owens	2	0	2	0	0	0	0	12	Mauti	0	3	0	---	0	0
10/1	L	20-26	Los Angeles	61,659	Leyboldt	0	0	0	0	4/5	2/3	0	10	Myers	0	1	0	---	0	0
10/8	L	16-24	Cleveland	50,158	Hardy	1	0	1	0	0	0	0	6	Saints	36	14	242	6.7	32	0
10/15	W	14-7	at San Francisco	37,671	Manning	1	1	0	0	0	0	0	6	Opponents	59	4	539	9.1	55	0
10/22	W	10-3	at Los Angeles	47,574	Myers	1	0	0	1	0	0	0	6							
10/29	W	28-17	New York Giants	58,807	Jurich	0	0	0	0	2/2	0/3	0	2	KICKOFF RET	No	Yds	Avg	LG	TD	
11/5	L	14-20	at Pittsburgh	48,526	Saints	35	17	1	1	33/35	12/25	1	281	Chandler	32	760	23.8	38	0	
11/12	L	17-20	Atlanta	70,323	Mauti	17	388	22.8	39	0				Chapman	9	149	16.6	28	0	
11/19	L	7-27	at Dallas	57,920	Schwartz	3	51	17.0	19	0				Hardy	2	3	1.5	3	0	
11/26	L	17-20	at Atlanta	55,521	Holmes	1	18	18.0	18	0				Rice	1	15	15.0	15	0	
12/3	W	24-13	San Francisco	50,068	Saints	33	9	21	3	32/33	22/33	1	298	Opponents	65	1384	21.3	39	0	
12/10	L	12-17	Houston	63,169	Opponents	53	1035	19.5	56	0										
12/17	W	17-10	at Tampa Bay	51,207																

TEAM STATISTICS	N.O.	OPP.	RUSHING	No	Yds	Avg	LG	TD
TOTAL FIRST DOWNS	295	286	Muncie	160	557	3.5	28	7
Rushing	119	129	Strachan	108	388	3.6	21	4
Passing	154	130	Manning	38	202	5.3	19	1
Penalty	22	27	Kim Jones	9	31	3.4	8	0
3rd Down: Made/Att.	88/232	94/238	Ik. Harris	2	22	11.0	22	0
3rd Down: Pct.	37.9	39.5	Chandler	2	10	5.0	10	0
4th Down: Made/Att.	0/0	0/0	Holmes	2	4	2.0	4	0
4th Down: Pct.	0.0	0.0	Blanchard	2	0	0.0	0	0
POSSession AVG.	30:28	29:32	Scott	1	0	0.0	0	0
TOTAL NET YARDS	4996	4884	Saints	512	1845	3.6	28	17
Avg. Per Game	312.3	305.3	Opponents	574	2420	4.2	63	9
Total Plays	1028	1025						
Avg. Per Play	4.9	4.8						

NET YARDS RUSHING	1845	2420	RECEIVING	No	Yds	Avg	LG	TD
Avg. Per Game	115.3	151.3	Galbreath	74	582	7.9	35	2
Total Rushes	512	574	Child					

1979 SAINTS STATISTICS

RECORD: 8-8

FINISH: 2nd-NFC WEST

Date	W/L	Score	Opponent	Attendance	TD	Ru	Pa	Rt	PAT	FG	S	TP	PUNTING	No	Yds	Avg	Net	TB	LG	LG B	
9/2	Lot	34-40	Atlanta	70,940	Muncie	11	11	0	0	0	66		Partridge	57	2330	40.9	35.5	7	15	61	0
9/9	L	19-28	at Green Bay (Mil.)	53,184	Chandler	6	0	6	0	0	36		Chandler	8	248	31.0	26.4	0	0	40	0
9/16	L	14-26	Philadelphia	54,212	Strachan	6	6	0	0	0	36		Erxleben	4	148	37.0	31.5	0	1	40	0
9/23	W	30-21	at San Francisco	39,727	Childs	5	0	5	0	0	30		Saints	69	2726	39.5	34.2	7	16	61	0
9/30	W	24-14	New York Giants	51,543	Ik. Harris	2	0	2	0	0	12		Opponents	71	2724	38.4	32.3	10	13	60	2
10/7	L	17-35	Los Angeles	68,986	Manning	2	2	0	0	0	12										
10/14	W	42-14	at Tampa Bay	67,640	Erxleben	0	0	0	4/4	2/2	0	10	PUNT RET	Ret	FG	Yds	Avg	LG	LG TD		
10/21	W	17-7	Detroit	57,428	Bordelon	1	0	0	1	0	6		Mauri	27	13	218	8.1	33	0	0	
10/28	W	14-10	at Washington	52,133	Hardy	1	0	1	0	0	6		Chandler	3	3	13	4.3	8	0	0	
11/4	L	3-10	at Denver	74,482	Myers	1	0	0	1	0	6		Saints	30	16	231	7.7	33	0	0	
11/11	W	31-20	San Francisco	65,551	Owens	1	0	1	0	0	6		Opponents	32	11	223	7.0	19	0	0	
11/18	L	24-38	at Seattle	60,055	Grooms	0	0	0	0	1	2										
11/25	W	37-6	at Atlanta	42,815	Saints	46	28	16	2	44/46	16/21	1	370	KICKOFF RET	No	Yds	Avg	LG	LG TD		
12/3	L	35-42	Oakland	65,541	Opponents	47	22	24	1	45/46	11/17	0	360	Mauri	36	801	22.3	39	0	0	
12/9	L	0-35	San Diego	61,059	SACKS: Saints	46.0, Opp.	17.0						Wilson	11	230	20.9	31	0	0		
12/16	W	29-14	at Los Angeles	53,879									Holmes	8	120	15.0	20	0	0		

TEAM STATISTICS

	N.O.	OPP.	RUSHING	No	Yds	Avg	LG	TD
TOTAL FIRST DOWNS	315	334	Galbreath	189	708	3.7	27	9
Rushing	160	147	Strachan	62	276	4.5	23	6
Passing	135	168	Manning	35	186	5.3	20	2
Penalty	20	19	Holmes	17	68	4.0	14	0
3rd Down: Made/Att.	86/215	105/239	Wilson	5	26	5.2	16	0
3rd Down Pct.	40.0	43.9	Ik. Harris	2	9	4.5	16	0
4th Down: Made/Att.	0/0	0/0	Kim Jones	3	5	1.7	3	0
4th Down Pct.	0.0	0.0	Saints	551	2476	4.5	69	28
POSSSESSION AVG.	30:23	29:37	Opponents	521	2469	4.7	60	22

TOTAL NET YARDS

	N.O.	OPP.	RECEIVING	No	Yds	Avg	LG	TD
Total Plays	996	1055	Chandler	65	1069	16.4	85	6
Avg. Per Play	5.6	5.2	Galbreath	58	846	13.8	38	1
NET YARDS RUSHING	2476	2469	Childs	51	846	16.6	51	5
Avg. Per Game	154.8	154.3	Muncie	40	308	7.7	28	0
Total Rushes	551	521	Ik. Harris	25	395	15.8	42	2
NET YARDS PASSING	3151	3066	Owens	7	32	10.3	21	1
Avg. Per Game	196.9	191.6	Holmes	3	19	6.3	13	0
Sacked/Yards Lost	17/140	46/391	Strachan	3	9	3.0	5	0
Gross Yards	3291	3457	Mauri	2	64	32.0	61	0
Att./Completions	428/257	488/265	B. Williams	2	22	11.0	14	0
Completion Pct.	60.0	54.3	Hardy	1	3	3.0	3	1
Had Intercepted	22	26	Saints	257	3291	12.8	85	16
PUNTS/AVERAGE	69/39.5	71/38.4	Opponents	265	3457	13.0	66	24
NET PUNTING AVG.	69/34.2	71/32.3						

PENALTIES/YARDS

	N.O.	OPP.	INTERCEPTIONS	No	Yds	Avg	LG	TD
FUMBLES/BALL LOST	93/812	98/871	Myers	7	127	18.1	52	1
FUMBLES	24/14	32/16	Hughes	4	62	15.5	40	0
TOUCHDOWNS	46	47	Felton	4	53	13.3	53	0
Rushing	28	22	Schwartz	2	31	15.5	22	0
Passing	16	24	Bordelon	2	24	12.0	19	1
Returns	2	1	Chapman	2	12	6.0	12	0

Score by Periods

Score by Periods	1	2	3	4	OT	TOT
Saints	62	146	81	81	0	370
Opponents	51	126	69	108	6	360

SCORING

TD	Ru	Pa	Rt	PAT	FG	S	TP	
Yeprumian	0	0	0	0	39/40	12/16	0	75
Galbreath	10	9	1	0	1/2	2/3	0	67

PASSING

	Att	Cmp	Yds	Cmp%	Yds/Att	TD	TD%	Int	Int%	Long	Sk/Yds	Rating
Manning	420	252	3169	60.0	7.55	15	3.6	20	4.8	85	17/140	75.6
Galbreath	3	2	70	66.7	23.33	0	0.0	1	33.3	48	0/0	70.1
Muncie	2	1	40	50.0	20.00	1	50.0	0	0.0	40	0/0	135.4
Scott	2	2	12	100.0	6.00	0	0.0	0	0.0	6	0/0	91.7
Erxleben	1	0	0	0.0	0.00	0	0.0	1	100.0	0	0/0	0.0
Saints	428	257	3291	60.0	7.69	16	3.7	22	5.1	85	17/140	75.2
Opponents	488	285	3457	54.3	7.08	24	4.9	26	5.3	66	46/391	71.0

1979 NFC WEST STANDINGS

Saints Finish:	2nd place			
	W	L	T	Pct.
Los Angeles	9	7	0	.563
New Orleans	8	8	0	.500
Atlanta	6	10	0	.375
San Francisco	2	14	0	.125

INTERCEPTIONS

	No	Yds	Avg	LG	TD
Myers	7	127	18.1	52	1
Hughes	4	62	15.5	40	0
Felton	4	53	13.3	53	0
Schwartz	2	31	15.5	22	0
Bordelon	2	24	12.0	19	1
Chapman	2	12	6.0	12	0
Gray	1	32	32.0	32	0
McGill	1	6	6.0	6	0
Federspiel	1	4	4.0	4	0
Brown	1	2	2.0	2	0
Grooms	1	-2	-2.0	-2	0
Saints	26	351	13.5	53	2
Opponents	22	199	9.0	35	1

RECEIVING

	No	Yds	Avg	LG	TD
Chandler	65	1069	16.4	85	6
Galbreath	58	846	13.8	38	1
Childs	51	846	16.6	51	5
Muncie	40	308	7.7	28	0
Ik. Harris	25	395	15.8	42	2
Owens	7	32	10.3	21	1
Holmes	3	19	6.3	13	0
Strachan	3	9	3.0	5	0
Mauri	2	64	32.0	61	0
B. Williams	2	22	11.0	14	0
Hardy	1	3	3.0	3	1
Saints	257	3291	12.8	85	16
Opponents	265	3457	13.0	66	24

INTERCEPTIONS

	No	Yds	Avg	LG	TD
Myers	7	127	18.1	52	1
Hughes	4	62	15.5	40	0
Felton	4	53	13.3	53	0
Schwartz	2	31	15.5	22	0
Bordelon	2	24	12.0	19	1
Chapman	2	12	6.0	12	0
Gray	1	32	32.0	32	0
McGill	1	6	6.0	6	0
Federspiel	1	4	4.0	4	0
Brown	1	2	2.0	2	0
Grooms	1	-2	-2.0	-2	0
Saints	26	351	13.5	53	2
Opponents	22	199	9.0	35	1

PUNTING

	No	Yds	Avg	Net	TB	LG	LG B
Partridge	57	2330	40.9	35.5	7	15	61
Chandler	8	248	31.0	26.4	0	0	40
Erxleben	4	148	37.0	31.5	0	1	40
Saints	69	2726	39.5	34.2	7	16	61
Opponents	71	2724	38.4	32.3	10	13	60

KICKOFF RET

	No	Yds	Avg	LG	TD
Mauri	36	801	22.3	39	0
Wilson	11	230	20.9	31	0
Holmes	8	120	15.0	20	0
Chandler	7	136	19.4	37	0
B. Williams	2	12	6.0	12	0
Kovach	1	10	10.0	10	0
Owens	1	10	10.0	10	0
Saints	66	1319	20.0	39	0
Opponents	76	1529	20.0	53	0

FIELD GOALS

	1-19	20-29	30-39	40-49	50+
Yeprumian	1/1	5/5	3/4	3/6	0/0
Galbreath	0/1	2/2	0/0	0/0	0/0
Erxleben	0/0	0/0	2/2	0/0	0/0
Saints	1/2	7/7	5/6	3/6	0/0
Opponents	2/2	4/4	2/4	3/5	0/2

1981 SAINTS STATISTICS

RECORD: 4-12

FINISH: 4th-NFC WEST

Date	W/L	Score	Opponent	Attendance
9/6	L	0-27	at Atlanta	57,406
9/13	W	23-17	Los Angeles	62,063
9/20	L	7-20	at New York Giants	69,814
9/27	L	14-21	at San Francisco	44,433
10/4	L	6-20	Pittsburgh	64,578
10/11	L	14-31	Philadelphia	52,728
10/18	L	17-20	at Cleveland	76,059
10/25	W	17-7	Cincinnati	46,336
11/1	L	10-41	Atlanta	63,637
11/8	W	21-13	at Los Angeles	61,068
11/15	L	10-20	at Minnesota	45,215
11/22	W	27-24	at Houston	49,581
11/29	L	14-31	Tampa Bay	62,209
12/6	L	3-30	at St. Louis	46,923
12/13	L	7-35	Green Bay	45,518
12/20	L	17-21	San Francisco	43,639

TEAM STATISTICS	N.O.	OPP.
TOTAL FIRST DOWNS	280	303

Rushing	126	127
Passing	124	161
Penalty	30	15
3rd Down: Made/Att.	91/225	94/209
3rd Down Pct.	40.4	45.0
4th Down: Made/Att.	0/0	0/0
4th Down Pct.	0.0	0.0

POSSESSION AVG.	Saints	Opponents
TOTAL NET YARDS	4705	5253

Avg. Per Game	294.1	328.3
Total Plays	1028	1002
Avg. Per Play	4.6	5.2

NET YARDS RUSHING	Saints	Opponents
TOTAL RUSHES	546	504

NET YARDS PASSING	Saints	Opponents
Avg. Per Game	151.2	208.6

Sacked/Yards Lost	41/359	27/241
Gross Yards	2778	3278
Att./Completions	441/2384	71/287
Completion Pct.	54.0	60.9
Had Intercepted	27	17

PUNTS/AVERAGE	Saints	Opponents
TOTAL NET PUNTING AVG.	66/34.469	66/35.6

PENALTIES/YARDS	Saints	Opponents
TOTAL	109/909	109/909

FUMBLES/BALL LOST	Saints	Opponents
TOTAL	40/20	31/17

TOUCHDOWNS	Saints	Opponents
Rushing	16	17
Passing	8	26
Returns	0	3

Score by Periods	1	2	3	4	OT	TOT
Saints	51	57	44	55	0	207
Opponents	79	117	72	110	0	378

SCORING	TD	Ru	Pa	Rt	PAT	FG	S	TP
G. Rogers	13	13	0	0	0	0	78	
Ricardo	0	0	0	0	24/24	13/25	0	63

PASSING	Att	Cmp	Yds	Cmp%	Yds/Att	TD	TD%	Int	Int%	Long	Sk/Yds	Rating
Manning	232	134	1447	57.8	6.24	5	2.2	11	4.7	55	21/164	63.6
D. Wilson	159	82	1058	51.6	6.65	1	0.6	11	6.9	50	12/121	46.1
Scott	46	20	245	43.5	5.33	1	2.2	5	10.9	31	7/72	28.2
Merikens	2	1	20	50.0	10.00	0	0.0	0	0.0	20	1/2	85.4
Myers	2	1	8	50.0	4.00	1	50.0	0	0.0	8t	0/0	100.0
Saints	441	238	2778	54.0	6.30	8	1.8	27	6.1	55	41/359	53.8
Opponents	471	287	3578	60.9	7.60	26	5.5	17	3.6	60t	27/241	87.9

TD	Ru	Pa	Rt	PAT	FG	S	TP
W. Wilson	5	1	4	0	0	30	
Holmes	2	2	0	0	0	12	
Chandler	1	0	1	0	0	6	
Groth	1	0	1	0	0	6	
Hardy	1	0	1	0	0	6	
Merikens	1	0	1	0	0	6	
Saints	24	16	8	0	24/24	13/25	0 207
Opponents	46	17	26	3	44/44	19/25	0 378

SACKS: Saints 27.0, Opp. 41.0

RUSHING	No	Yds	Avg	LG	TD
G. Rogers	378	1674	4.4	79t	13
Holmes	58	194	3.3	11	2
Tyler	36	183	5.1	42	0
W. Wilson	44	137	3.1	13	1
J. Rogers	9	37	4.1	15	0
Manning	2	28	14.0	15	0
Groth	2	27	13.5	28	0
Erxleben	2	10	5.0	26	0
Stauch	2	6	3.0	5	0
D. Wilson	5	1	0.2	9	0
Merikens	2	-1	-0.5	2	0
Caster	1	-3	-3.0	-3	0
Myers	2	-3	-1.5	6	0
Scott	3	-4	-1.3	-1	0

RECEIVING	No	Yds	Avg	LG	TD
Holmes	38	206	5.4	19	0
W. Wilson	31	384	12.4	55	4
Merikens	29	458	15.8	50	1
Hardy	23	275	12.0	27	1
Tyler	23	135	5.9	18	0
Groth	20	380	19.0	54	1
Chandler	17	285	16.8	39	1
G. Rogers	16	126	7.9	25	0
Thompson	6	81	13.5	25	0
Martini	8	72	9.0	15	0
Brenner	7	143	20.4	34	0
Caster	7	108	15.4	31	0
B. Williams	5	50	10.0	13	0
B. Harris	2	33	16.5	20	0
Banks	2	18	9.0	12	0
J. Rogers	2	12	6.0	9	0
Stauch	1	7	7.0	7	0
Lafary	1	5	5.0	5	0
Saints	238	2778	11.7	55	8
Opponents	287	3578	12.5	60t	26

PUNTING	No	Yds	Avg	Net	TD	LG	8
Erxleben	66	2672	40.5	34.4	6	11	60
Saints	66	2672	40.5	34.4	6	11	60
Opponents	69	3045	44.1	35.6	8	11	61

KICKOFF RET	No	Yds	Avg	LG	TD
W. Wilson	31	722	23.3	57	0
J. Rogers	28	621	22.2	44	0
Groth	3	50	16.7	21	0
Stauch	3	65	21.7	29	0
Brock	2	18	9.0	12	0
Merikens	2	38	19.0	20	0
Banks	1	9	9.0	9	0
Saints	70	1523	21.8	57	0
Opponents	50	966	19.3	40	0

FIELD GOALS	1-19	20-29	30-39	40-49	50+
Ricardo	0/0	5/5	3/9	5/10	0/1
Saints	0/0	5/5	3/9	5/10	0/1
Opponents	2/2	7/7	3/5	5/7	2/4

Ricardo: (36B) (45G, 46G, 34G) () () (26G, 33G) () (49N, 21G, 32B, 37N) (48N, 38G)

(28G, 51N) (32N, 33N) (24G) (41B, 46G, 42G) (44N) (44G, 37N, 48N) () (27G)

Opponents: (37N) (40G) (52N, 20G, 55G, 46N, 56N) () (25G, 43G) (22G, 38N, 49N) (34G, 19G) () (25G, 22G) (44G, 24G) (35G, 19G) (49G) (51G) (41G, 31G, 24G) () ()

1981 NFC WEST STANDINGS	Saints Finish: 4th place			
San Francisco	13	3	0	813
Atlanta	7	9	0	438
Los Angeles	6	10	0	375
New Orleans	4	12	0	250

INTERCEPTIONS	No	Yds	Avg	LG	TD
Waymer	4	54	13.5	31	0
Wattlett	3	16	5.3	16	0
Myers	2	70	35.0	54	0
Ray	1	33	33.0	33	0
Nairne	1	18	18.0	18	0
Kovach	1	13	13.0	13	0

No	Yds	Avg	LG	TD
Redd	1	7	7.0	7
Bordelon	1	3	3.0	3
Gary	1	0	0.0	0
Poe	1	0	0.0	0
Spivey	1	0	0.0	0
Saints	17	214	12.6	54
Opponents	27	479	17.7	53

PUNTING	No	Yds	Avg	Net	TD	LG	8
Erxleben	66	2672	40.5	34.4	6	11	60
Saints	66	2672	40.5	34.4	6	11	60
Opponents	69	3045	44.1	35.6	8	11	61

PUNTING RET	Ret	FC	Yds	Avg	LG	TD
Groth	37	6	436	11.8	36	0
Banks	2	0	0.0	0.0	0	0
Merikens	1	1	-12	-12.0	-12	0
Poe	1	0	2.0	2.0	0	0
Saints	41	7	426	10.4	36	0
Opponents	36	13	282	7.8	52	0

KICKOFF RET	No	Yds	Avg	LG	TD
W. Wilson	31	722	23.3	57	0
J. Rogers	28	621	22.2	44	0
Groth	3	50	16.7	21	0
Stauch	3	65	21.7	29	0
Brock	2	18	9.0	12	0
Merikens	2	38	19.0	20	0
Banks	1	9	9.0	9	0
Saints	70	1523	21.8	57	0
Opponents	50	966	19.3	40	0

FIELD GOALS	1-19	20-29	30-39	40-49	50+
Ricardo	0/0	5/5	3/9	5/10	0/1
Saints	0/0	5/5	3/9	5/10	0/1
Opponents	2/2	7/7	3/5	5/7	2/4

Ricardo: (36B) (45G, 46G, 34G) () () (26G, 33G) () (49N, 21G, 32B, 37N) (48N, 38G)

(28G, 51N) (32N, 33N) (24G) (41B, 46G, 42G) (44N) (44G, 37N, 48N) () (27G)

Opponents: (37N) (40G) (52N, 20G, 55G, 46N, 56N) () (25G, 43G) (22G, 38N, 49N) (34G, 19G) () (25G, 22G) (44G, 24G) (35G, 19G) (49G) (51G) (41G, 31G, 24G) () ()

1981 NFC WEST STANDINGS	Saints Finish: 4th place			
San Francisco	13	3	0	813
Atlanta	7	9	0	438
Los Angeles	6	10	0	375
New Orleans	4	12	0	250

INTERCEPTIONS

1983 SAINTS STATISTICS

RECORD: 8-8

FINISH: 3rd-NFC WEST

Date	W/L	Score	Opponent	Attendance	TD	Ru	Pa	Rt	PAT	FG	S	TP	No	Yds	Avg	LG	TD	
9/4	W	28-17	St. Louis	60,430	Gajan	4	0	0	0	0	24		Winston	3	21	7.0	15	0
9/11	L	27-30	at L.A. Rams	45,572	Brenner	3	0	3	0	0	18		Johnson	2	80	40.0	70	1
9/18	Wot	34-31	Chicago	64,692	Young	3	0	3	0	0	18		Wattelet	2	33	16.5	24	0
9/25	L	20-21	at Dallas	62,136	Duckett	2	0	2	0	0	12		Paul	2	3	1.5	3	0
10/2	W	17-7	Miami	66,489	Goodlow	2	0	2	0	0	12		Re. Lewis	1	27	27.0	27	1
10/9	W	19-17	at Atlanta	51,654	K. Clark	1	0	1	0	0	6		Stemrick	1	26	26.0	26	1
10/16	L	13-32	San Francisco	68,154	Groth	1	0	1	0	0	6		Warren	1	6	6.0	6	0
10/23	W	24-21	at Tampa Bay	48,242	Johnson	1	0	1	0	0	6		Jackson	1	0	0.0	0	0
10/30	L	21-27	at Buffalo	49,413	Kortie	1	0	1	0	0	6		Saints	23	412	17.9	70	3
11/6	W	27-10	Atlanta	67,062	Re. Lewis	1	0	1	0	0	6		Opponents	25	424	17.0	69	5
11/13	L	0-27	at San Francisco	40,022	Poe	1	0	1	0	0	6							
11/21	L	28-31	New York Jets	68,605	Tice	1	0	1	0	0	6							
11/27	W	17-16	Minnesota	59,502	D. Wilson	1	1	0	0	0	6							
12/4	L	0-7	at New England	24,579	Saints	38	19	14	5	37/38	18/24	0	319					
12/11	Wot	20-17	at Philadelphia	45,182	Opponents	39	11	20	8	37/39	20/34	3	337					
12/18	L	24-26	L.A. Rams	70,148														

TEAM STATISTICS	N.O.	OPP.					
TOTAL FIRST DOWNS	286	289					
Rushing	135	108					
Passing	136	159					
Penalty	15	22					
3rd Down: Made/Att.	89/226	87/225					
3rd Down Pct.	39.4	38.7					
4th Down: Made/Att.	13/17	2/6					
4th Down Pct.	76.5	33.3					
POSSESSION AVG.	30:24	29:36					
TOTAL NET YARDS	4938	4691					
Avg. Per Game	308.6	293.2					
Total Plays	1055	1024					
Avg. Per Play	4.7	4.6					
NET YARDS RUSHING	2461	2000					
Avg. Per Game	153.8	125.0					
Total Rushes	595	472					
NET YARDS PASSING	2477	2691					
Avg. Per Game	154.8	168.2					
Sacked/Yards Lost	35/305	56/347					
Gross Yards	2782	3128					
Att./Completions	425/243	496/271					
Completion Pct.	57.2	54.6					
Had Intercepted	25	23					
PUNTS/AVERAGE	78/40.7	83/41.8					
NET PUNTING AVG.	78/30.8	83/37.1					
PENALTIES/YARDS	91/802	96/814					
FUMBLES/BALL LOST	37/22	33/16					
TOUCHDOWNS	38	39					
Rushing	19	11					
Passing	14	20					
Returns	5	8					
Score by Periods	1 2 3 4 OT	TOT					
Saints	41 81 103 88	6 319					
Opponents	74 86 61 116	0 337					
SCORING	TD Ru Pa Rt PAT FG S TP						
Andersen	0 0 0 0	37/38	18/24	0	91		
W. Wilson	11 9 2 0	0	0	0	66		
G. Rogers	5 5 0 0	0	0	0	30		

PASSING	Att	Cmp	Yds	Cmp%	Yds/Att	TD	TD%	Int	Int%	Long	Sk/Yds	Rating
Stabler	311	176	1988	56.6	6.39	9	2.9	18	5.8	48	18/159	61.4
D. Wilson	112	66	770	58.9	6.88	5	4.5	7	6.3	42	17/146	68.7
Erxleben	1	1	24	100.0	24.00	0	0.0	0	0.0	24	0/0	118.8
Gajan	1	0	0	0.0	0.00	0	0.0	0	0.0	0	0/0	39.6
Saints	425	243	2782	57.2	6.55	14	3.3	25	5.9	48	35/305	63.5
Opponents	496	271	3128	54.6	6.31	20	4.0	23	4.6	60	56/437	68.0

1984 SAINTS STATISTICS

RECORD: 7-9

FINISH: 3rd-NFC WEST

Date	W/L	Score	Opponent	Attendance	TD	Ru	Pa	Rt	PAT	FG	S	TP	No	Yds	Avg	LG	TD			
9/2	L	28-36	Atlanta	66,652	W. Wilson	4	1	3	0	0	24		Poe	1	16	16.0	16	0		
9/9	W	17-13	Tampa Bay	54,686	Goodlow	3	0	3	0	0	18		Jackson	1	14	14.0	14	0		
9/16	L	20-30	at San Francisco	57,611	Young	3	0	3	0	0	18		B. Clark	1	9	9.0	9	0		
9/23	W	34-24	St. Louis	58,723	G. Rogers	2	2	0	0	0	12		Johnson	1	7	7.0	7	0		
9/30	W	27-10	at Houston	43,108	Wattelet	2	0	0	2	0	12		Saints	13	213	16.4	47	3		
10/7	L	7-20	at Chicago	53,752	Winston	2	0	2	0	0	12		Opponents	28	420	15.0	60	3		
10/14	L	10-28	L.A. Rams	63,161	Edward Anthony	1	1	0	0	0	0									
10/21	Lot	27-30	at Dallas	50,966	6															
10/28	L	16-14	at Cleveland	52,849	Hardy	1	0	1	0	0	6		Hansen	69	3020	43.8	33.3	7	9	66
11/4	L	13-23	Green Bay	57,426	Miller	1	0	1	0	0	6		Saints	70	3020	43.1	33.3	7	9	66
11/11	W	17-13	at Atlanta	40,590	Scott	1	0	1	0	0	6		Opponents	84	3492	41.6	36.0	10	30	87
11/19	W	27-24	Pittsburgh	66,005	Tice	1	0	1	0	0	6									
11/25	L	3-35	San Francisco	65,117	Saints	34	9	21	4	34/34	20/27	0	298							
12/2	L	21-34	at L.A. Rams	49,348	Opponents	41	13	23	5	41/41	24/33	1	361							
12/9	L	20-24	Cincinnati	40,855																
12/15	W	21-3	at New York Giants	63,739																

TEAM STATISTICS	N.O.	OPP.					
TOTAL FIRST DOWNS	298	298					
Rushing	131	134					
Passing	137	142					
Penalty	30	22					
3rd Down: Made/Att.	89/224	83/220					
3rd Down Pct.	39.7	37.7					
4th Down: Made/Att.	8/22	8/11					
4th Down Pct.	36.4	72.7					
POSSESSION AVG.	30:13	29:47					
TOTAL NET YARDS	5008	4914					
Avg. Per Game	313.0	307.1					
Total Plays	1044	1026					
Avg. Per Play	4.8	4.8					
NET YARDS RUSHING	2171	2461					
Avg. Per Game	137.3	153.8					
Total Rushes	523	549					
NET YARDS PASSING	2837	2453					
Avg. Per Game	177.3	153.3					
Sacked/Yards Lost	45/361	55/420					
Gross Yards	3198	2873					
Att./Completions	476/246	422/239					
Completion Pct.	51.7	56.6					
Had Intercepted	28	13					
PUNTS/AVERAGE	70/43.1	84/41.6					
NET PUNTING AVG.	70/33.3	84/36.0					
PENALTIES/YARDS	101/849	119/1025					
FUMBLES/BALL LOST	22/13	28/10					
TOUCHDOWNS	34	41					
Rushing	9	13					
Passing	21	23					
Returns	4	5					
Score by Periods	1 2 3 4 OT	TOT					
Saints	61 101 37 99	0 298					
Opponents	42 129 78 109	3 361					
SCORING	TD Ru Pa Rt PAT FG S TP						
Andersen	0 0 0 0	34/34	20/27	0	94		
Gajan	7 5 2 0	0	0	0	42		
Brenner	6 0 6 0	0	0	0	36		

PASSING	Att	Cmp	Yds	Cmp%	Yds/Att	TD	TD%	Int	Int%	Long	Sk/Yds	Rating
Todd	312	161	2178	51.6	6.98	11	3.5	19	6.1	74	33/267	60.6
D. Wilson	93	51	647	54.8	6.96	7	7.5	4	4.3	54	7/54	83.9
Stabler	70	33	339	47.1	4.84	2	2.9	5	7.1	29	5/40	41.3
Gajan	1	1	34	100.0	34.00	1	100.0	0	0.0	34	0/0	158.3
Saints	476	246	3198	51.7	6.72	21	4.4	28	5.9	74	45/361	63.3
Opponents	422	239	2873	56.6	6.81	23	5.5	13	3.1	50	55/420	83.0

SACKS:	Jackson	12.0,	Wilks	8.0,	Re. Lewis	6.5,	Moore	6.0,	Elliott	5.5,	Paul	5.5,	B. Clark	4.5,	Kovach	3.0,	Nairne	2.0,	Warren	2.0,	Winston	1.0,	Saints	56.0,	Opp.	35.0	
PUNT RET																											
Groth	39	15	275	7.1	30	0																					
Saints	39	15	275	7.1	30	0																					
Opponents	51	10	573	11.2	76	2																					
KICKOFF RET																											
Duckett	33	719	21.8	61	0																						
W. Wilson	9	239	26.6	52	0																						
Mauri	8	147	18.4	35	0																						
Austin	7	112	16.0	27	0																						
J. Rogers	7	103	14.7	25	0																						
Brook	1	15	15.0	15	0																						
Wattelet	1	4	4.0	4	0																						
Saints	66	1339	20.3	61	0																						
Opponents	44	938	21.3	53	0																						
FIELD GOALS	1-19	20-29	30-39	40-49	50+																						
Andersen	2/2	8/8	3/4	2/6	3/4																						
Saints	2/2	8/8	3/4	2/6	3/4																						
Opponents	0/0	7/9	6/9	6/14	1/2																						
Andersen ()	()	(27G, 46N, 30G)	(21G, 41G)	(46N, 19G, 42G, 44B)	(32G)	(23G, 27G, 19G, 35G)	(28G, 26G)	(50G)	()	(41N)	()	(51N)	(25G)	(35N)	(52G, 50G)	(20G)											
Opponents:	(24N, 47G, 38N)	()	(27G)	(41G, 34G)	(45N)	(44N, 49G)	(23G, 32G, 47G, 52G, 24G, 23G)	(43N, 39N)	()	(49N, 43G)	(50N, 33G, 25G)	(37G)	(31G, 27G, 32G, 47N)	(37N, 48N, 24N)	(23G, 48B, 42N)	(42G)											

RECEIVING	No	Yds	Avg	LG	TD
Groth	49	585	11.9	42	1
Brenner	41	574	14.0	38	3
Goodlow	41	487	11.9	26	2
Scott	24	274	11.4	35	0
W. Wilson	20	178	8.9	24	2
Duckett	19	283	14.9	48	2
Gajan	17	130	7.6	26	0
G. Rogers	12	69	5.8	22	0
Young	7	85	12.1	32	3
Tice	7	33	4.7	12	1
Mauri	2	30	15.0	23	0
Hardy	2	29	14.5	22	0
Austin	2	25	12.5	18	0
Saints	243	2782	11.4	48	14
Opponents	271	3128	11.5	60	20
INTERCEPTIONS	No	Yds	Avg	LG	TD
Poe	7	146	20.9	31	1
Gary	3	70	23.3	26	0

1983 NFC WEST STANDINGS	W	L	T	Pct.
San Francisco	10	6	0	.625
L.A. Rams	9	7	0	.563
New Orleans	8	8	0	.500
Atlanta	7	9	0	.438

SACKS:	Jackson	12.0,	B. Clark	10.5,	Paul	9.5,	Wilks	7.5,	Geathers	6.0,	Warren	4.0,	Re. Lewis	2.0,	Moore	2.0,	Kovach	1.0,	Winston	1.0,	Saints	55.0,	Opp.	45.0
--------	---------	-------	----------	-------	------	------	-------	------	----------	------	--------	------	-----------	------	-------	------	--------	------	---------	------	--------	-------	------	------

1985 SAINTS STATISTICS

RECORD: 5-11

FINISH: 3rd-NFC WEST

Date	W/L	Score	Opponent	Attendance	TD	Ru	Pa	Rt	PAT	FG	S	TP	No	Yds	Avg	LG	TD																		
9/8	L	27-47	Kansas City	57,760	W. Wilson	3	1	2	0	0	18	0	12	Del Rio	2	13	6.5	11	0																
9/15	L	23-24	at Denver	74,488	Gajan	2	2	0	0	0	12	0	12	Wattelet	2	0	0.0	0	0																
9/22	W	20-13	Tampa Bay	45,320	Groth	2	0	2	0	0	12	0	12	Kovach	1	53	53.0	53	0																
9/29	W	20-17	at San Francisco	58,053	Hardy	2	0	2	0	0	12	0	12	Redd	1	25	25.0	25	0																
10/6	W	23-21	Philadelphia	56,364	Tice	2	0	2	0	0	12	0	12	Winston	0	8	—	8	0																
10/13	L	13-23	at L.A. Raiders	48,512	Warren	2	0	2	0	0	12	0	12	Saints	21	312	14.9	53	2																
10/20	L	24-31	at Atlanta	44,784	Campbell	1	1	0	0	0	6	0	6	Opponents	23	251	10.9	33	1																
10/27	L	13-21	New York Giants	54,082	Del Rio	1	0	1	0	0	6	0	6	PUNTING	No	Yds	Avg	Net	TB	I20	LG	B													
11/3	L	14-38	at L.A. Rams	49,030	Hebert	1	0	1	0	0	6	0	6	Hansen	89	3763	42.3	36.5	6	14	58	0													
11/10	L	3-27	Seattle	47,365	Hoage	1	0	1	0	0	6	0	6	Saints	89	3763	42.3	36.5	6	14	58	0													
11/17	L	14-38	at Green Bay	52,104	Merkins	1	0	1	0	0	6	0	6	Opponents	81	3417	42.2	37.8	7	24	61	0													
11/24	W	30-23	at Minnesota	54,117	Poe	1	0	1	0	0	6	0	6	PUNT RET	Ret	FC	Yds	Avg	LG	TD															
12/1	W	29-3	L.A. Rams	44,122	Saints	29	4	20	5	27/29	31/35	0	294	Martin	8	10	53	6.6	13	0															
12/8	L	16-28	at St. Louis	29,527	Opponents	48	19	26	3	48/48	21/28	1	401	Roaches	4	2	21	5.3	10	0															
12/15	L	19-31	San Francisco	46,065	SACKS:	Jackson	11	0	B	Clark	8.5	Geathers	6.5	Warren	5.5	Paul	5.0	Wilks	2.5	Haynes	2.0	Elliott	1.0	Hoage	1.0	Kovach	1.0	Reidd	1.0	Wattelet	1.0	Saints	46.0	Opp.	58.0
12/22	L	10-16	Atlanta	37,717	Opponents	45	17	397	8.8	46	0	0	0	Groth	1	0	0.0	0	0																

TEAM STATISTICS		OPP.		RUSHING		KICKOFF RET		FIELD GOALS		RECEIVING		PUNTS/AVERAGE		NET PUNTING AVG.		PENALTIES/YARDS		FUMBLES/BALL LOST		TOUCHDOWNS		SCORING	
TOTAL FIRST DOWNS	250	335	Rushing	17	6	141	8.3	17	0	0	0	0	0	0	0	0	0	0	0	0	0	0	0
Rushing	83	125	Passing	148	188	W. Wilson	168	645	3.8	41	1	1	1	1	1	1	1	1	1	1	1	1	1
Penalty	19	22	Campbell	158	643	4.1	45	1	1	1	1	1	1	1	1	1	1	1	1	1	1	1	1
3rd Down: Made/Att.	66/221	96/228	Gajan	50	251	5.0	26	2	2	2	2	2	2	2	2	2	2	2	2	2	2	2	2
3rd Down Pct.	29.9	42.1	Edward Anthony	17	65	3.8	13	0	0	0	0	0	0	0	0	0	0	0	0	0	0	0	0
4th Down: Made/Att.	8/16	7/13	Wattelet	2	42	21.0	23	0	0	0	0	0	0	0	0	0	0	0	0	0	0	0	0
4th Down Pct.	50.0	53.8	Hebert	12	26	2.2	8	0	0	0	0	0	0	0	0	0	0	0	0	0	0	0	0
POSSESSION AVG.	28:33	31:27	D. Wilson	18	7	0.4	17	0	0	0	0	0	0	0	0	0	0	0	0	0	0	0	0
TOTAL NET YARDS	4479	5815	Fowler	2	4	2.0	3	0	0	0	0	0	0	0	0	0	0	0	0	0	0	0	0
Avg. Per Game	279.9	363.4	Goodlow	1	3	3.0	3	0	0	0	0	0	0	0	0	0	0	0	0	0	0	0	0
Total Plays	997	1083	Martin	2	-1	-5	11	0	0	0	0	0	0	0	0	0	0	0	0	0	0	0	0
Avg. Per Play	4.5	5.4	Merkins	1	-2	-2.0	-2	0	0	0	0	0	0	0	0	0	0	0	0	0	0	0	0
NET YARDS RUSHING	1683	2162	Saints	431	1683	3.9	45	4	4	4	4	4	4	4	4	4	4	4	4	4	4	4	4
Avg. Per Game	105.2	135.1	Opponents	508	2162	4.3	48	19	19	19	19	19	19	19	19	19	19	19	19	19	19	19	19
Total Rushes	431	508	Opponents	508	2162	4.3	48	19	19	19	19	19	19	19	19	19	19	19	19	19	19	19	19
NET YARDS PASSING	2796	3653	Opponents	508	2162	4.3	48	19	19	19	19	19	19	19	19	19	19	19	19	19	19	19	19
Avg. Per Game	174.8	228.3	Opponents	508	2162	4.3	48	19	19	19	19	19	19	19	19	19	19	19	19	19	19	19	19
Sacked/Yards Lost	58/461	46/322	Opponents	508	2162	4.3	48	19	19	19	19	19	19	19	19	19	19	19	19	19	19	19	19
Gross Yards	3257	3975	Opponents	508	2162	4.3	48	19	19	19	19	19	19	19	19	19	19	19	19	19	19	19	19
Att./Completions	508/260	529/306	Opponents	508	2162	4.3	48	19	19	19	19	19	19	19	19	19	19	19	19	19	19	19	19
Completion Pct.	51.2	57.8	Opponents	508	2162	4.3	48	19	19	19	19	19	19	19	19	19	19	19	19	19	19	19	19
Had Intercepted	23	21	Opponents	508	2162	4.3	48	19	19	19	19	19	19	19	19	19	19	19	19	19	19	19	19
Punts/Average	89/42.3	81/42.2	Opponents	508	2162	4.3	48	19	19	19	19	19	19	19	19	19	19	19	19	19	19	19	19
Net Punting Avg.	89/36.5	81/37.8	Opponents	508	2162	4.3	48	19	19	19	19	19	19	19	19	19	19	19	19	19	19	19	19
Penalties/Yards	96/805	108/837	Opponents	508	2162	4.3	48	19	19	19	19	19	19	19	19	19	19	19	19	19	19	19	19
Fumbles/Ball Lost	23/13	24/16	Opponents	508	2162	4.3	48	19	19	19	19	19	19	19	19	19	19	19	19	19	19	19	19
Touchdowns	29	48	Opponents	508	2162	4.3	48	19	19	19	19	19	19	19	19	19	19	19	19	19	19	19	19
Rushing	4	19	Opponents	508	2162	4.3	48	19	19	19	19	19	19	19	19	19	19	19	19	19	19	19	19
Passing	20	26	Opponents	508	2162	4.3	48	19	19	19	19	19	19	19	19	19	19	19	19	19	19	19	19
Returns	5	3	Opponents	508	2162	4.3	48	19	19	19	19	19	19	19	19	19	19	19	19	19	19	19	19

1985 NFC WEST STANDINGS

Saints Finish: 3rd place

Team	W	L	T	Pct.
L.A. Rams	11	5	0	.687
San Francisco	10	6	0	.625
New Orleans	5	11	0	.313
Atlanta	4	12	0	.250

PASSING	Att	Cmp	Yds	Cmp%	Yds/Att	TD	TD%	Int	Int%	Long	Sk/Yds	Rating
D. Wilson	293	145	1843	49.5	6.29	11	3.8	15	5.1	50	39/291	60.7
Hebert	181	97	1208	53.6	6.67	5	2.8	4	2.2	76t	17/150	74.6
Todd	32	16	191	50.0	5.97	3	9.4	4	12.5	56t	1/10	60.3
Hansen	1	1	8	100.0	8.00	0	0.0	0	0.0	8	0/0	100.0
Merkins	1	1	7	100.0	7.00	1	100.0	0	0.0	7t	1/10	135.4
Saints	508	260	3257	51.2	6.41	20	3.9	23	4.5	76t	58/461	65.7
Opponents	529	306	3975	57.8	7.51	26	4.9	21	4.0	65t	46/322	81.4

1986 SAINTS STATISTICS

RECORD: 7-9

FINISH: 4th-NFC WEST

Date	W/L	Score	Opponent	Attendance	TD	Ru	Pa	Rt	PAT	FG	S	TP	No	Yds	Avg	LG	TD					
9/7	L	10-31	Atlanta	67,950	Hilliard	5	5	0	0	0	30	0	30	V. Johnson	1	15	15.0	15	0			
9/14	W	24-10	Green Bay	46,383	Martin	5	0	5	0	0	0	30	30	Gary	1	14	14.0	14	0			
9/21	L	17-26	at San Francisco	58,297	Jones	3	0	3	0	0	18	0	18	Jackson	1	1	1.0	1	0			
9/28	L	17-20	at New York Giants	72,769	Tice	3	0	3	0	0	18	0	18	Saints	26	235	9.0	43	1			
10/5	L	6-14	Washington	57,578	Goodlow	2	0	2	0	0	12	0	12	Opponents	25	362	14.5	46	0			
10/12	W	17-14	at Indianapolis	53,512	Mel Gray	1	0	1	0	0	6	0	6	PUNTING	No	Yds <td>Avg <td>Net</td> <td>TB</td> <td>I20</td> <td>LG</td> <td>B</td> </td>	Avg <td>Net</td> <td>TB</td> <td>I20</td> <td>LG</td> <td>B</td>	Net	TB	I20	LG	B
10/19	W	38-7	Tampa Bay	43,355	Haynes	1	0	1	0	0	6	0	6	Hansen	81	3456	42.7	36.6	11	17	66	1

1987 SAINTS STATISTICS

RECORD: 12-3

FINISH: 2nd-NFC WEST

Date	W/L	Score	Opponent	Attendance
9/13	W	28-21	Cleveland	59,900
9/20	L	17-27	at Philadelphia	57,435
10/4	W	37-10	L.A. Rams	29,745
10/11	L	19-24	at St. Louis	11,795
10/18	W	19-17	at Chicago	46,813
10/25	L	22-24	San Francisco	60,497
11/1	W	38-0	at Atlanta	42,196
11/8	W	31-14	at L.A. Rams	43,379
11/15	W	26-24	at San Francisco	60,430
11/22	W	23-14	New York Giants	67,639
11/29	W	20-16	at Pittsburgh	47,896
12/6	W	44-34	Tampa Bay	66,471
12/13	W	41-20	Houston	68,257
12/20	W	24-10	at Cincinnati	43,424
12/27	W	33-24	Green Bay	68,364

Team Statistics	N.O.	Opp.
TOTAL FIRST DOWNS	304	270
Rushing	128	81
Passing	151	155
Penalty	25	34
3rd Down: Made/Att.	99/221	57/182
3rd Down Pct.	44.8	31.3
4th Down: Made/Att.	1/6	6/15
4th Down Pct.	16.7	40.0
POSSESSION AVG.	34:01	25:59
TOTAL NET YARDS	4964	4350
Avg. Per Game	330.9	290.0
Total Plays	1009	924
Avg. Per Play	4.9	4.7
NET YARDS RUSHING	2190	1550
Avg. Per Game	146.0	103.3
Total Rushes	569	388
NET YARDS PASSING	2774	2800
Avg. Per Game	184.9	186.7
Sacked/Yards Lost	29/213	47/355
Gross Yards	2987	3125
All Completions	411/227	489/246
Completion Pct.	55.2	50.3
Had Intercepted	12	30
PUNTS/AVERAGE	63/41.1	73/37.5
NET PUNTING AVG.	63/35.7	73/40.0
PENALTIES/YARDS	107/994	84/685
FUMBLES/BALL LOST	33/16	31/18
TOUCHDOWNS	46	35
Rushing	20	23
Passing	23	25
Returns	3	4

Score by Periods	1	2	3	4	OT	TOT
Saints	93	107	104	118	0	422
Opponents	69	95	58	61	0	283

Scoring	TD	Ru	Pa	Rt	PAT	FG	S	TP
Andersen	0	0	0	0	37/37	268/36	0	121
Hilliard	8	7	1	0	0	0	0	48
Martin	7	7	0	0	0	0	0	42
Tice	6	0	6	0	0	0	0	36
Mayes	5	5	0	0	0	0	0	30
Jones	3	0	3	0	0	0	0	18
Kempf	0	0	0	0	1/1	4/5	0	12
Beverly	2	2	0	0	0	0	0	12
Brenner	2	0	2	0	0	0	0	12
Jordan	2	2	0	0	0	0	0	12
Word	2	2	0	0	0	0	0	12
Cofer	0	0	0	0	5/7	1/1	0	8
Alexander	1	1	0	0	0	0	0	6
Mel Gray	1	1	0	0	0	0	0	6
O'Neal	1	0	1	0	0	0	0	6
Poe	1	0	0	1	0	0	0	6
R. Sutton	1	0	0	1	0	0	0	6
Toles	1	0	0	1	0	0	0	6

Passing	Att	Cmp	Yds	Cmp%	Yds/Att	TD	TD%	Int	Int%	Long	Sk/Yds	Rating
Hebert	294	164	2119	55.8	7.21	15	5.1	9	3.1	67	20/119	82.9
J. Fourcade	89	48	597	53.9	6.71	4	4.5	3	3.4	82t	6/67	75.9
Wilson	24	13	243	54.2	10.13	2	8.3	0	0.0	38	2/21	117.2
Ingram	2	1	5	50.0	2.50	1	50.0	0	0.0	5t	1/6	95.8
Hilliard	1	1	23	100.0	23.00	1	100.0	0	0.0	23t	0/0	158.3
Riordan	1	0	0	0.0	0.00	0	0.0	0	0.0	0	0/0	39.6
Saints	411	227	2987	55.2	7.27	23	5.6	12	2.9	82t	29/213	82.9
Opponents	489	246	3155	50.3	6.45	25	5.1	30	6.1	50t	47/355	64.9

1988 SAINTS STATISTICS

RECORD: 10-6

FINISH: 3rd-NFC WEST

Date	W/L	Score	Opponent	Attendance
9/4	L	33-34	San Francisco	66,357
9/11	W	29-21	at Atlanta	48,901
9/18	W	22-14	at Detroit	32,943
9/25	W	13-9	Tampa Bay	66,671
10/3	W	20-17	Dallas	68,474
10/9	W	23-17	at San Diego	42,693
10/16	W	20-19	at Seattle	63,569
10/23	W	20-6	L.A. Raiders	66,249
10/30	L	10-12	L.A. Rams	68,238
11/6	L	24-27	at Washington	54,183
11/13	W	14-10	at L.A. Rams	63,305
11/20	W	42-0	Denver	68,075
11/27	L	12-13	N.Y. Giants	66,526
12/4	L	3-45	at Minnesota	61,215
12/11	L	17-30	at San Francisco	62,977
12/18	W	10-9	Atlanta	60,566

Team Statistics	N.O.	Opp.
TOTAL FIRST DOWNS	306	286
Rushing	108	97
Passing	179	167
Penalty	19	22
3rd Down: Made/Att.	104/227	73/203
3rd Down Pct.	45.8	36.0
4th Down: Made/Att.	4/6	7/14
4th Down Pct.	66.7	50.0
POSSESSION AVG.	32:38	27:22
TOTAL NET YARDS	5131	5106
Avg. Per Game	320.7	319.1
Total Plays	1034	978
Avg. Per Play	5.0	5.2
NET YARDS RUSHING	2046	1779
Avg. Per Game	127.9	111.2
Total Rushes	512	442
NET YARDS PASSING	3085	3327
Avg. Per Game	192.8	207.9
Sacked/Yards Lost	29/174	31/252
Gross Yards	3256	3579
All Completions	498/286	505/277
Completion Pct.	57.4	54.9
Had Intercepted	16	17
PUNTS/AVERAGE	73/39.9	70/40.2
NET PUNTING AVG.	73/34.3	70/32.6
PENALTIES/YARDS	101/821	77/625
FUMBLES/BALL LOST	29/16	27/15
TOUCHDOWNS	33	29
Rushing	9	7
Passing	21	19
Returns	3	3
Saints	286	3256
Opponents	277	3579

Score by Periods	1	2	3	4	OT	TOT
Saints	64	93	101	54	0	312
Opponents	51	111	70	51	0	283

Scoring	TD	Ru	Pa	Rt	PAT	FG	S	TP
Andersen	0	0	0	0	32/33	26/36	0	110
Hill	7	0	7	0	0	0	0	42

Passing	Att	Cmp	Yds	Cmp%	Yds/Att	TD	TD%	Int	Int%	Long	Sk/Yds	Rating
Hebert	478	280	3156	58.6	6.60	20	4.2	15	3.1	40t	24/171	79.3
Wilson	16	5	73	31.3	4.56	0	0.0	1	6.3	25	0/0	21.1
Hilliard	2	1	27	50.0	13.50	1	50.0	0	0.0	27t	0/0	135.4
Fourcade	1	0	0	0.0	0.00	0	0.0	0	0.0	0	0/0	39.6
Hill	1	0	0	0.0	0.00	0	0.0	0	0.0	0	0/0	39.6
Saints	498	286	3256	57.4	6.54	21	4.2	16	3.2	40t	24/171	77.9
Opponents	505	277	3579	54.9	7.09	19	3.8	17	3.4	85t	31/252	75.8

Interceptions	No	Yds	Avg	LG	TD
Atkins	4	42	10.5	40	0
Waymer	3	91	30.3	44	0
Jakes	3	61	20.3	39	0
Sutton	3	32	10.7	34	0
Johnson	1	34	34.0	34	0

Field Goals	Att	Made	Pct
Andersen	37	37	100.0
Cofer	7	7	100.0
O'Neal	1	1	100.0
Saints	45	45	100.0
Opponents	49	49	100.0

Receiving	No	Yds	Avg	LG	TD
Andersen	1	17	17.0	17	0
S. Lesch	1	10	10.0	10	0
Swilling	1	10	10.0	10	0
V. Johnson	1	0	0.0	0	0
Poe	1	0	0.0	0	0
Saints	30	280	9.3	35	0
Opponents	12	173	14.4	35	1

1989 SAINTS STATISTICS

RECORD: 9-7

FINISH: 3rd-NFC WEST

Date	W/L	Score	Opponent	Attendance	TD	Ru	Pa	Rt	PAT	FG	S	TP	No	Yds	Avg	LG	TD								
9/10	W	28-0	Dallas	66,977	Jordan	3	3	0	0	0	18	Atkins	1	-2	-2.0	-2	0								
9/17	L	34-35	at Green Bay	55,809	Cook	1	0	0	1	0	6	Saints	21	226	10.8	63t	2								
9/24	L	10-20	at Tampa Bay	44,053	Fourcade	1	1	0	0	0	6	Opponents	19	265	13.9	40	1								
10/1	L	14-16	Washington	64,358	Frazier	1	1	0	0	0	6	PUNTING No Yds Avg Net TB 120 LG B													
10/8	L	20-24	San Francisco	60,488	Heyward	1	1	0	0	0	6	Barnhardt	55	2179	39.6	35.0	4	17	56						
10/15	W	29-14	New York Jets	59,521	Maxie	1	0	0	1	0	6	Winslow	16	595	37.2	31.6	1	4	50						
10/22	W	40-21	at L.A. Rams	57,567	Morse	1	0	0	1	0	6	Saints	71	2774	39.1	34.2	5	21	56						
10/29	W	20-13	Atlanta	65,153	Shepard	1	0	0	1	0	6	Opponents	75	2956	39.4	33.2	2	15	63						
11/6	L	13-31	at San Francisco	60,667	Tice	1	0	1	0	0	6	PUNT RET Ret FC Yds Avg LG TD													
11/12	W	28-24	at New England	47,680	Turner	1	0	1	0	0	6	Harris	27	7	196	7.3	20	0							
11/19	W	26-17	at Atlanta	53,173	Forde	0	0	0	0	1	2	Morse	10	1	29	2.9	16	0							
11/26	Lot	17-20	L.A. Rams	64,274	Warren	0	0	0	0	1	2	Hill	7	0	41	5.9	13	0							
12/3	L	14-21	at Detroit	38,550	Saints	46	19	23	4	44/45	20/29	3	386	Shepard	7	1	91	13.0	56	1					
12/10	W	22-19	at Buffalo	70,037	Opponents	35	10	23	2	34/35	19/24	0	301	Perriman	1	0	10	10.0	10	0					
12/18	W	30-20	Philadelphia	59,218	SACKS:	Swilling	16.5	Warren	9.5	Jackson	7.5	Wilks	4.0	Mills	3.0	W. Martin	2.5	Cook	1.0	Geathers	1.0	V. Johnson	1.0	Mack	1.0
12/24	W	41-6	Indianapolis	49,009	Opponents	36	16	24	8	1	2	57	Saints	53	9	428	8.1	57	1						

TEAM STATISTICS	N.O.	OPP.	RUSHING	No	Yds	Avg	LG	TD	KICKOFF RET	No	Yds	Avg	LG	TD	
TOTAL FIRST DOWNS	304	293	Hilliard	344	1262	3.7	40	13	Harris	19	378	19.9	39	0	
Rushing	108	79	Heyward	49	183	3.7	15	1	Atkins	12	245	20.4	32	0	
Passing	167	198	Jordan	38	179	4.7	32	3	Morse	10	278	27.8	99t	1	
Penalty	29	16	Frazier	25	112	4.5	21	1	Frazier	8	157	19.6	29	0	
3rd Down: Made/Att.	89/207	82/216	Heyward	14	91	6.5	14	1	Shepard	8	135	16.9	24	0	
3rd Down Pct.	43.0	38.0	Jordan	22	43	21.5	39	0	U. Johnson	2	34	17.0	19	0	
4th Down: Made/Att.	5/10	8/17	Frazier	15	2	8	4.0	6	Hill	1	13	13.0	13	0	
4th Down Pct.	50.0	47.1	Fourcade	2	0	0.0	0	0	Hilliard	1	20	20.0	20	0	
POSSESSION AVG.	33:43	26:17	Hebert	25	87	3.5	11	0	Phillips	1	24	24.0	24	0	
TOTAL NET YARDS	5328	5186	Morse	2	43	21.5	39	0	Seales	1	0	0.0	0	0	
Avg. Per Game	333.0	324.1	Turner	2	8	4.0	6	0	Hill	1	13	13.0	13	0	
Total Plays	999	997	Winslow	1	0	0.0	0	0	Hilliard	1	20	20.0	20	0	
Avg. Per Play	5.3	5.2	Hill	1	-7	-7.0	-7	0	Phillips	1	24	24.0	24	0	
NET YARDS RUSHING	1948	1326	Perriman	1	-10	-10.0	-10	0	Seales	1	0	0.0	0	0	
Avg. Per Game	121.8	82.9	Saints	502	1948	3.9	40	19	Saints	63	1284	20.4	99t	1	
Total Rushes	502	373	Opponents	373	1326	3.6	38	10	Opponents	55	983	17.9	72	0	
NET YARDS PASSING	3380	3860	RECEIVING	No	Yds	Avg	LG	TD	FIELD GOALS	1-19	20-29	30-39	40-49	50+	
Avg. Per Game	211.3	241.3	Atkins	68	1090	16.0	53t	8	Andersen	0/0	7/8	10/11	3/6	0/4	
Sacked/Yards Lost	36/271	47/362	E. Martin	52	514	9.9	54	5	Saints	0/0	7/8	10/11	3/6	0/4	
Gross Yards	3651	4222	Hilliard	48	636	13.3	46	4	Opponents	3/3	2/4	4/5	10/11	0/1	
Att./Completions	461/284	577/320	Hill	34	398	11.7	30t	4	Andersen	() ()	(38G, 32G)	(54N, 33G, 47N)			
Completion Pct.	61.6	55.5	Brenner	22	279	12.7	54t	1	()	()	(34G, 37G)	(48G, 19G, 18G)			
Had Intercepted	19	21	Perriman	20	356	17.8	47	0	()	()	(32G, 36N)	(49G, 39G)	(42G, 29G)	(39G,	
PUNTS/AVERAGE	71/39.1	75/39.4	Heyward	13	69	5.3	12	0	()	()	(27G)	(32G, 23B, 44G)	(39G, 23G)	() (33G)	
NET PUNTING AVG.	71:34.2	75:33.4	Tice	9	98	10.9	23	1	()	()	(36G)	(48N)	(31G, 41N, 26G, 50N, 22G)		
PENALTIES/YARDS	90/676	105/850	Seales	8	89	11.1	26	0	()	()	(55N)	(21G, 29G)			
FUMBLES/BALL LOST	28/12	35/18	Jordan	4	53	13.3	17	0	Opponents	() ()	(34G, 37G)	(48G, 19G, 18G)			
TOUCHDOWNS	46	35	Frazier	3	25	8.3	22	0	()	()	(41G, 44N)	() ()	(41G, 48G)	(44G)	(44G)
Rushing	19	10	Shepard	2	36	18.0	23	0	()	()	(45G, 37N)	(32G, 22B, 52N, 31G)	() (43G,		
Passing	23	23	Cook	1	8	8.0	8	0	()	()	(48G)	(21G, 19G, 20B)	(41G, 23G)		
Returns	4	2	Saints	284	3651	12.9	54t	23	Saints	320	4222	13.2	75t	23	
Score by Periods	1	2	3	4	OT	TOT	Opponents	320	4222	13.2	75t	23			

1989 NFC WEST STANDINGS	Saints Finishes: 3rd place	W	L	T	Pct.
San Francisco	14	2	0	.875	
L.A. Rams	11	5	0	.688	
New Orleans	9	7	0	.563	
Atlanta	3	13	0	.188	

PASSING	Att	Cmp	Yds	Cmp%	Yds/Att	TD	TD%	Int	Int%	Long	Sk/Yds	Rating
Hebert	353	222	2686	62.9	7.61	15	4.2	15	4.2	54t	22/171	82.7
Fourcade	107	61	930	57.0	8.69	7	6.5	4	3.7	54t	13/96	92.0
Hilliard	1	1	35	100.0	35.00	1	100.0	0	0.0	35t	0/0	158.3
Hill	0	0	0	0	0	0	0	0	0	0	0/0	0.0
Saints	461	284	3651	61.6	7.92	23	5.0	19	4.1	54t	36/271	85.9
Opponents	577	320	4222	55.5	7.32	23	4.0	21	3.6	75t	47/362	76.9

1990 SAINTS STATISTICS

RECORD: 8-8

FINISH: 2nd-NFC WEST

Date	W/L	Score	Opponent	Attendance	TD	Ru	Pa	Rt	PAT	FG	S	TP	No	Yds	Avg	Net	TB	120	LG	B				
9/10	L	12-13	San Francisco	68,629	Andersen	0	0	0	0	29/29	21/27	0	92	Barnhardt	70	2990	42.7	36.2	6	20	65			
9/16	L	3-32	at Minnesota	56,272	Mayes	7	7	0	0	0	0	42	Saints	70	2990	42.7	36.2	6	20	65				
9/23	W	28-28	Phoenix	61,110	E. Martin	5	0	5	0	0	0	30	Opponents	74	3024	40.9	34.9	2	18	57				
10/7	L	27-28	at Atlanta	57,401	Heyward	4	4	0	0	0	0	24	PUNT RET Ret FC Yds Avg LG TD											
10/14	W	25-20	Cleveland	68,608	Turner	4	0	4	0	0	0	24	V. Buck	37	8	305	8.2	33	0					
10/21	L	10-23	at Houston	57,908	Brenner	2	0	2	0	0	0	12	Morse	8	1	95	11.9	18	0					
10/28	L	10-27	Detroit	64,368	Fenerty	2	2	0	0	0	0	12	Saints	45	9	400	8.9	33	0					
11/4	W	21-7	at Cincinnati	60,067	Perriman	2	0	2	0	0	0	12	Opponents	43	12	302	7.0	24	0					
11/11	W	35-7	Tampa Bay	67,605	Fourcade	1	1	0	0	0	0	6	KICKOFF RET No Yds Avg LG TD											
11/18	L	17-31	at Washington	52,573	Hilliard	1	0	1	0	0	0	6	Fenerty	28	572	20.4	58	0						
11/25	W	17-28	Atlanta	68,629	Maxie	1	0	1	0	0	0	6	Atkins	19	471	24.8	50	0						
12/2	L	13-17	at Dallas	60,087	Seales	1	0	1	0	0	0	6	Morse	4	56	14.0	18	0						
12/9	W	24-20	at L.A. Rams	56,864	Saints	30	14	15	1	29/29	21/27	1	274	V. Buck	3	38	12.7	17	0					
12/16	L	6-9	Pittsburgh	68,582	Opponents	30	8	21	1	30/30	21/35	1	275	Mayes	2	39	19.5	21	0					
12/23	W	13-10	at San Francisco	60,112	SACKS:	Swilling	11.0	Turnbull	9.0	Jackson	6.0	Wilks	5.5	W. Martin	4.0	Atkins	3.0	Cook	1.0	Johnson	1.0	Simmons	1.0	Mills
12/31	W	20-17	L.A. Rams	68,647	Opponents	42.0	Opp.	20.0					Saints	58	1205	20.8	58	0						

TEAM STATISTICS	N.O.	OPP.	TOTAL FIRST DOWNS	Rushing	Passing	Penalty	3rd Down: Made/Att.	3rd Down Pct.	4th Down: Made/Att.	4th Down Pct.	POSSESSION AVG.	TOTAL NET YARDS	Avg. Per Game	Total Plays	Avg. Per Play	NET YARDS RUSHING	Total Rushes	NET YARDS PASSING	Avg. Per Game	Sacked/Yards Lost	Gross Yards	Att./Completions	Completion Pct.	Had Intercepted	PUNTS/AVERAGE	NET PUNTING AVG.	PENALTIES/YARDS	FUMBLES/BALL LOST	TOUCHDOWNS	Rushing	Passing	Returns	Score by Periods	Saints	Opponents
Rushing	107	91	Heyward	129	599	4.6	47t	4	Heyward	138	510	3.7	18	7	And																				

1991 SAINTS STATISTICS

RECORD: 11-5

FINISH: 1st-NFC WEST

Date	W/L	Score	Opponent	Attendance	TD	Ru	Pa	Rt	PAT	FG	S	TP	No	Yds	Avg	LG	TD	
9/1	W	27-24	Seattle	68,492	Fenerty	5	3	2	0	0	30	0	30	3	33	11.0	31t	1
9/8	W	17-10	at Kansas City	74,816	Heyward	5	4	1	0	0	30	0	30	2	13	6.5	8	0
9/15	W	24-7	L.A. Rams	68,583	Hilliard	5	4	1	0	0	30	0	30	1	39	39.0	39t	1
9/22	W	26-0	Minnesota	68,591	E. Martin	4	0	4	0	0	24	0	24	1	39	19.0	19	0
9/29	W	27-6	at Atlanta	56,556	Jordan	3	2	1	0	0	18	0	18	1	14	14.0	14	0
10/13	W	13-6	at Philadelphia	64,234	Early	2	0	2	0	0	12	0	12	1	4	4.0	4	0
10/20	W	23-7	Tampa Bay	68,591	McAfee	2	2	0	0	0	12	0	12	29	482	16.6	79	2
10/27	L	17-20	Chicago	68,591	Carroll	1	0	1	0	0	6	0	6	15	257	17.1	59t	2
11/3	W	24-17	at L.A. Rams	58,713	Maxie	1	0	1	0	0	6	0	6					
11/10	W	10-3	San Francisco	68,591	Swilling	1	0	0	1	0	6	0	6					
11/17	L	21-24	at San Diego	48,420	Warren	1	0	0	1	0	6	0	6					
11/24	Lot	20-23	Atlanta	68,591	Saints	38	15	20	3	38/38	25/32	0	341					
12/1	L	24-38	at San Francisco	62,092	Opponents	23	6	12	5	22/23	17/21	0	211					
12/8	L	14-23	at Dallas	64,530														
12/16	W	27-0	L.A. Raiders	68,625														
12/22	W	27-3	at Phoenix	30,928														

Category	N.O.	OPP.
TOTAL FIRST DOWNS	267	214
Rushing	93	63
Passing	157	139
Penalty	17	12
3rd Down: Made/Att.	86/228	49/188
3rd Down Pct.	37.7	26.1
4th Down: Made/Att.	5/10	4/13
4th Down Pct.	50.0	30.8
POSSESSION AVG.	33:58	26:02
TOTAL NET YARDS	4968	3933
Avg. Per Game	310.5	245.8
Total Plays	1008	875
Avg. Per Play	4.9	4.5
NET YARDS RUSHING	1709	1213
Avg. Per Game	106.8	75.8
Total Rushes	483	334
NET YARDS PASSING	3259	2720
Avg. Per Game	203.7	170.0
Sacked/Yards Lost	19/160	50/337
Gross Yards	3419	3057
Att./Completions	506/292	491/259
Completion Pct.	57.7	52.7
Had Intercepted	15	29
PUNTS/AVERAGE	87/43.0	88/42.3
NET PUNTING AVG.	87/35.3	88/37.1
PENALTIES/YARDS	101/801	95/711
FUMBLES/BALL LOST	24/15	34/19
TOUCHDOWNS	38	23
Rushing	15	6
Passing	20	12
Returns	3	5

Score by Periods	1	2	3	4	OT	TOT
Saints	61	120	75	85	0	341
Opponents	23	59	54	72	3	211

Category	Att	Cmp	Yds	Cmp%	Yds/Att	TD	TD%	Int	Int%	Long	Sk/Yds	Rating
Walsh	255	141	1638	55.3	6.42	11	4.3	6	2.4	41	3/26	79.5
Hebert	248	149	1676	60.1	6.76	9	3.6	8	3.2	65t	16/134	79.0
M. Buck	2	1	61	50.0	30.50	0	0.0	1	50.0	61	0/0	56.3
Heyward	1	1	44	100.0	44.00	0	0.0	0	0.0	44	0/0	118.8
Saints	506	292	3419	57.7	6.76	20	4.0	15	3.0	65t	19/160	79.2
Opponents	491	259	3057	52.7	6.23	12	2.4	29	5.9	80t	50/337	55.5

Category	Att	Cmp	Yds	Cmp%	Yds/Att	TD	TD%	Int	Int%	Long	Sk/Yds	Rating
Walsh	422	249	3287	59.0	7.79	19	4.5	16	3.8	72t	15/119	82.9
M. Buck	4	2	10	50.0	2.50	0	0.0	0	0.0	10	0/0	56.3
Team	426	251	3297	58.9	7.74	19	4.5	16	3.8	72t	15/119	82.6
Opponents	511	287	2846	56.2	5.57	13	2.5	18	3.5	44	57/376	65.9

Category	No	Yds	Avg	LG	TD
PUNT RET	88	3743	43.5	35.3	10
Barnhardt	86	3743	43.5	35.3	10
V. Buck	31	13	260	8.4	52
Fenerty	12	6	55	4.6	13
Morse	1	0	2	2.0	2
Saints	44	19	317	7.2	52
Opponents	50	11	470	9.4	40

Category	No	Yds	Avg	LG	TD
KICKOFF RET	30	368	18.4	27	0
Atkins	12	213	17.8	24	0
Jennings	9	168	18.7	34	0
Early	3	60	20.0	21	0
Morse	2	28	14.0	14	0
Fenerty	2	18	9.0	18	0
Jordan	1	10	10.0	10	0
Glenn	1	14	14.0	14	0
McAfee	1	14	14.0	14	0
Saints	50	879	17.6	34	0
Opponents	35	851	24.3	98t	2

Category	No	Yds	Avg	LG	TD
FIELD GOALS	1-19	20-29	30-39	40-49	50+
Andersen	0/0	6/6	11/13	6/9	2/4
Saints	0/0	6/6	11/13	6/9	2/4
Opponents	1/1	3/3	5/6	6/7	2/4

Category	No	Yds	Avg	LG	TD
INTERRUPTIONS	5	198	39.6	79	0
New Orleans	11	5	0	688	
Atlanta	10	6	0	625	
San Francisco	10	6	0	625	
L.A. Rams	3	13	0	188	

Category	No	Yds	Avg	LG	TD
INTERRUPTIONS	5	198	39.6	79	0
New Orleans	11	5	0	688	
Atlanta	10	6	0	625	
San Francisco	10	6	0	625	
L.A. Rams	3	13	0	188	

Category	No	Yds	Avg	LG	TD
INTERRUPTIONS	5	198	39.6	79	0
New Orleans	11	5	0	688	
Atlanta	10	6	0	625	
San Francisco	10	6	0	625	
L.A. Rams	3	13	0	188	

RECORD: 12-4

FINISH: 2nd-NFC WEST

Date	W/L	Score	Opponent	Attendance	TD	Ru	Pa	Rt	PAT	FG	S	TP	No	Yds	Avg	LG	TD	
9/6	L	13-15	at Philadelphia	63,513	Early	5	0	5	0	0	30	0	30	2	51	25.5	34t	1
9/13	W	28-6	Chicago	68,591	E. Martin	5	0	5	0	0	30	0	30	2	20	10.0	20	0
9/20	W	10-7	at Atlanta	67,328	Dunbar	3	3	0	0	0	18	0	18	3	12	6.0	8	0
9/27	L	10-16	San Francisco	68,591	Heyward	3	3	0	0	0	18	0	18	1	10	10.0	10	0
10/4	W	13-7	at Detroit	66,971	Small	3	0	3	0	0	18	0	18	18	254	14.1	71t	3
10/11	W	13-10	L.A. Rams	68,591	Carroll	2	0	2	0	0	12	0	12	16	280	17.5	56t	2
10/18	W	20-21	at Phoenix	27,735	Goff	2	0	2	0	0	12	0	12					
10/18	W	20-21	Tampa Bay	68,591	V. Buck	1	0	0	1	0	6	0	6					
11/8	W	31-4	at New England	45,413	Cook	1	0	0	1	0	6	0	6					
11/15	L	20-21	at San Diego	64,895	Jones	1	0	0	1	0	6	0	6					
11/23	W	20-3	Washington	68,591	McAfee	1	1	0	0	0	6	0	6					
11/29	W	24-13	Miami	68,591	Mills	1	0	0	1	0	6	0	6					
12/3	W	22-14	Atlanta	68,591	Saints	35	10	19	6	33/34	29/34	0	330					
12/13	W	37-14	at L.A. Rams	47,355	Opponents	24	8	13	3	22/24	12/17	0	202					
12/20	L	16-20	Buffalo	68,591														
12/26	W	20-0	at New York Jets	45,614														

Category	N.O.	OPP.
TOTAL FIRST DOWNS	267	246
Rushing	92	86
Passing	155	146
Penalty	20	14
3rd Down: Made/Att.	75/197	71/209
3rd Down Pct.	38.1	34.0
4th Down: Made/Att.	3/8	8/18
4th Down Pct.	37.5	44.4
POSSESSION AVG.	31:10	28:50
TOTAL NET YARDS	4806	4810
Avg. Per Game	300.4	254.7
Total Plays	895	949
Avg. Per Play	5.4	4.3
NET YARDS RUSHING	1628	1605
Avg. Per Game	101.8	101.8

1993 SAINTS STATISTICS

RECORD: 8-8

FINISH: 2nd-NFC WEST

Date	W/L	Score	Opponent	Attendance	TD	Ru	Pa	Rt	PAT	FG	S	TP	INT	CEP	No	Yds	Avg	LG	TD		
9/5	W	33-21	Houston	69,029	Brown	3	2	1	0	0	18	Atkins	3	59	19.7	37	0				
9/12	W	34-31	at Atlanta	64,287	Hilliard	3	2	1	0	0	18	Taylor	2	32	16.0	30	0				
9/19	W	14-3	Detroit	69,039	Hughes	3	0	0	3	0	18	V. Buck	2	28	14.0	28	0				
9/26	W	16-13	San Francisco	69,041	E. Martin	3	0	0	0	0	18	Jones	1	12	12.0	12	0				
10/3	W	37-6	at L.A. Rams	50,709	Muster	3	3	0	0	0	18	Turnbull	1	2	2.0	2	0				
10/17	L	14-37	at Pittsburgh	56,056	Smith	2	0	2	0	0	12	Cook	1	0	0.0	0	0				
10/24	L	15-26	Atlanta	69,043	Brenner	1	0	1	0	0	6	Saints	10	133	13.3	37	0				
10/31	W	20-17	at Phoenix	36,778	Dowdell	1	0	1	0	0	6	Opponents	21	444	21.1	67	6				
11/14	L	17-19	Green Bay	69,043	McAfee	1	0	1	0	0	6										
11/22	L	7-42	at San Francisco	66,500	Mills	1	0	0	1	0	6	PUNTING	No	Yds	Avg	Net	TB	I20	LG	B	
11/28	W	17-14	at Minnesota	53,030	Neal	1	0	0	0	0	6	Barnhardt	67	2920	43.6	33.5	9	14	57	0	
12/5	L	13-17	at Cleveland	60,388	Ned	1	0	0	0	0	6	Saints	77	3356	43.6	37.5	6	26	58	0	
12/12	L	20-23	L.A. Rams	69,033	Newman	1	0	1	0	0	6	Opponents	80	3384	42.3	34.8	4	20	60	0	
12/20	L	14-24	N.Y. Giants	69,036	Small	1	0	1	0	0	6										
12/26	L	26-37	at Philadelphia	50,085	Turner	1	0	1	0	0	6	PUNT RET	Ret	FC	Yds	Avg	LG	TD			
1/2	W	20-13	Cincinnati	58,036	Warren	1	0	0	1	0	1	Hughes	37	21	503	13.6	83	2			
					Stowers	0	0	0	0	0	1	Newman	1	0	14	14.0	14	0			

TEAM STATISTICS	N.O.	OPP.
TOTAL FIRST DOWNS	264	273
Rushing	94	116
Passing	158	145
Penalty	12	12
3rd Down: Made/Att.	72/203	92/227
3rd Down Pct.	35.5	40.5
4th Down: Made/Att.	7/11	9/16
4th Down Pct.	63.6	56.3

POSSESSION AVG.	28:32	31:28	RUSHING	No	Yds	Avg	LG	TD
TOTAL NET YARDS	4707	4696	Brown	180	705	3.9	60	2
Avg. Per Game	294.2	293.5	Wilson	31	230	7.4	44	0
Total Plays	935	1008	Muster	64	214	3.3	18	3
Avg. Per Play	5.0	4.7	Neal	21	175	8.3	74	1
NET YARDS RUSHING	1766	2090	Hilliard	50	165	3.3	17	2
Avg. Per Game	110.4	130.6	McAfee	51	160	3.1	26	1
Total Rushes	414	513	Ned	9	71	7.9	35	1
NET YARDS PASSING	2941	2606	Early	2	32	16.0	26	1
Avg. Per Game	183.8	162.9	Barnhardt	1	18	18.0	18	0
Sacked/Yards Lost	40/242	51/318	M. Buck	1	0	0.0	0	0
Gross Yards	3183	2924	Walsh	4	-4	-1.0	-1	0
Att./Completions	481/274	444/259	Saints	414	1766	4.3	74	10
Completion Pct.	57.0	58.3	Opponents	513	2090	4.1	71	7
Had Intercepted	21	10						

PUNTS/AVERAGE	77/43.6	80/42.3	RECEIVING	No	Yds	Avg	LG	TD
NET PUNTING AVG.	77/37.5	80/34.8	E. Martin	66	950	14.4	54	3
PENALTIES/YARDS	81/663	86/590	Early	45	670	14.9	63	6
FUMBLES/BALL LOST	24/13	30/20	Hilliard	40	296	7.4	34	1
TOUCHDOWNS	33	39	Muster	23	195	8.5	31	1
Rushing	10	7	Brown	21	170	8.1	19	1
Passing	18	22	Smith	16	180	11.3	23	2
Returns	5	10	Small	16	164	10.3	17	1
Turner	12	163	13.6	52	1			
Brenner	11	171	15.5	27	1			
Ned	9	54	6.0	14	0			
Newman	8	121	15.1	32	1			
Dowdell	6	46	7.7	11	1			
McAfee	1	3	3.0	3	0			
Saints	274	3183	11.6	63	18			
Opponents	259	2924	11.3	98	22			

Score by Periods	1	2	3	4	OT	TOT
Saints	66	80	60	111	0	317
Opponents	78	106	72	87	0	343

SCORING	TD	Ru	Pa	Rt	PAT	FG	S	TP
Andersen	0	0	0	0	33/33	28/35	0	117
Early	6	0	6	0	0	0	36	

KICKOFF RET	No	Yds	Avg	LG	TD
Hughes	30	753	25.1	99	1
McAfee	28	580	20.7	55	0
Hilliard	3	58	19.3	23	0
Hilliard	1	17	17.0	17	0
Dowdell	0	52	—	52	0
Saints	62	1460	23.5	99	1
Opponents	40	788	19.7	47	0

FIELD GOALS	1-19	20-29	30-39	40-49	50+
Andersen	2/2	7/7	7/7	11/14	1/5
Saints	2/2	7/7	7/7	11/14	1/5
Opponents	1/1	8/9	9/9	5/6	1/5

Opponents:	(28G, 37G, 18G, 47G)	(27G, 42N, 50N, 44G)	() (33G, 53N, 39G, 49G)	(48G, 38G)	(25G, 43G, 41N)	() (40G, 27G)	(48G, 38G)	(53N, 27G)	() (41N, 24G)	(41G, 27G)	(18G, 32G)	() (41G, 56G, 35G, 37G)	(54N, 43G, 49G)			
Opponents:	(50N)	(20G)	(41G)	(34G, 30G)	(53G, 37G)	(40G, 22G, 29G)	(19G, 32G, 38G, 30G)	(28G, 49N)	(38G, 21G, 44G, 36G)	(51N, 28N)	(53N, 51N)	(43G)	(22G)	(22G)	(46G)	(22G, 31G)

1993 NFC WEST STANDINGS

Saints Finish: 2nd place	W	L	T	Pct.
San Francisco	10	6	0	.625
New Orleans	8	8	0	.500
Atlanta	6	10	0	.375
L.A. Rams	5	11	0	.313

PASSING	Att	Cmp	Yds	Cmp%	Yds/Att	TD	TD%	Int	Int%	Long	Sk/Yds	Rating
Wilson	388	221	2457	57.0	6.33	12	3.1	15	3.9	421	37/225	70.1
M. Buck	54	32	448	59.3	8.30	4	7.4	3	5.6	631	3/17	87.6
Walsh	38	20	271	52.6	7.13	2	5.3	3	7.9	54	0/0	60.3
Barnhardt	1	1	7	100.0	7.00	0	0.0	0	0.0	7	0/0	95.8
Saints	481	274	3183	57.0	6.62	18	3.7	21	4.4	98	40/242	71.4
Opponents	444	259	2924	58.0	6.59	22	5.0	10	2.3	63	51/318	85.3

1994 SAINTS STATISTICS

RECORD: 7-9

FINISH: 2nd-NFC WEST

Date	W/L	Score	Opponent	Attendance	TD	Ru	Pa	Rt	PAT	FG	S	TP	INT	CEP	No	Yds	Avg	LG	TD	
9/4	L	17-30	Kansas City	69,362	Haynes	5	0	5	0	0	30	Lumpkin	1	1	1.0	1	0			
9/11	L	24-38	Washington	58,049	Walls	4	0	4	0	0	26	Buck	1	0	0.0	0	0			
9/18	W	9-7	at Tampa Bay	45,522	Brown	4	3	1	0	0	24	Tubbs	1	0	0.0	0	0			
9/25	L	13-24	at San Francisco	63,971	Early	4	0	4	0	0	24	Saints	17	197	11.6	56	1			
10/2	W	27-22	New York Giants	55,076	Hughes	4	0	0	4	0	24	Opponents	18	386	21.4	74	3			
10/9	L	7-17	at Chicago	63,822	Smith	3	0	3	0	0	18									
10/16	L	22-36	San Diego	50,565	Muster	1	0	1	0	0	6	PUNTING	No	Yds	Avg	Net	TB	I20	LG	B
10/23	W	37-34	L.A. Rams	47,908	Neal	1	1	0	0	0	6	Barnhardt	67	2920	43.6	33.5	9	14	57	0
11/6	L	20-21	at Minnesota	57,564	J. Williams	1	0	0	1	0	6	Saints	67	2558	42.6	37.4	8	27	63	0
11/13	W	33-32	Atlanta	60,313	Saints	38	11	22	5	32/32	28/39	0	348							
11/20	L	19-24	at L.A. Raiders	41,722	Opponents	45	10	28	7	41/41	30/37	0	407							
11/28	L	14-35	San Francisco	61,304	2 Pt. Conv:	Small, Walls, Saints 2-6, Opp. 3-4														
12/4	W	31-15	at L.A. Rams	34,960	SACKS:	Conner 10.5, Wayne Martin 10.0, Turnbull 6.5, Warren 4.0, Buck 1.0, J. Johnson 1.0, Legette 1.0, Mills 1.0, Tubbs 1.0, Saints 36.0, Opp. 24.0														
12/11	W	29-20	at Atlanta	61,307																
12/19	L	16-24	Dallas	67,323																
12/24	W	30-28	at Denver	64,445																

TEAM STATISTICS	N.O.
-----------------	------

1995 SAINTS STATISTICS

RECORD: 7-9
FINISH: 5th-NFC WEST

Date	W/L	Score	Opponent	Attendance	TD	Ru	Pa	Rt	PAT	FG	S	TP	PUNTING	No	Yds	Avg	Net	TB	I20	LG	TD
9/3	L	22-24	San Francisco	66,627	Walls	4	0	4	0	0	26	26	Wilmsmeyer	73	2965	40.6	35.6	5	21	53	1
9/10	L	13-17	at St. Louis	59,335	Haynes	4	0	4	0	0	24	24	Saints	74	2965	40.1	35.6	5	21	53	1
9/17	Lot	24-27	Atlanta	57,442	Smith	3	0	3	0	0	20	20	Opponents	66	2756	41.8	35.6	7	24	61	0
9/24	L	29-45	at New York Giants	72,619	Brown	2	1	1	0	0	12	12	PUNT RET	Ret	FC	Yds	Avg	LG	TD		
10/1	L	10-15	Philadelphia	43,938	Zellers	2	2	0	0	0	6	6	Hughes	28	22	262	9.4	74	0		
10/15	W	33-30	Miami	55,628	Lumpkin	1	0	1	0	0	6	6	Legette	1	0	6	6.0	6	0		
10/22	L	3-20	at Carolina	55,484	Neal	1	0	1	0	0	6	6	Buck	0	1	0	---	---	---		
10/29	W	11-7	at San Francisco	65,272	Saints	38	11	26	1	27/29	20/31	0	319	Saints	29	23	268	9.2	74	0	
11/5	W	19-10	St. Louis	43,120	Opponents	38	13	23	2	33/33	27/35	0	348	Saints	36	22	233	6.5	33	0	
11/12	W	17-14	Indianapolis	44,122	2 Pt. Conv.	Smith, Walls, Saints 2-9, Opp. 3-5							KICKOFF RET	No	Yds	Avg	LG	TD			
11/19	L	24-43	at Minnesota	58,108	SACKS: Martin 13.0, Turnbull 7.0, Joe Johnson 5.5, Dixon 4.0, Porter 3.0, Broughton 2.0, Harvey 2.0, McIntosh 2.0, Stanley 2.0, Goff 1.5, Fields 1.0, B. Jones 1.0, Legette 1.0, Tubbs 1.0, Saints 44.0, Opp. 28.0								Hughes	66	1617	24.5	83	0			
11/26	W	34-26	Carolina	39,580									Neal	2	28	14.0	16	0			
12/3	W	31-17	at New England	59,876									Ned	2	33	16.5	19	0			
12/10	L	14-19	at Atlanta	54,603									McCleskey	1	0	0.0	0	0			
12/16	L	23-34	Green Bay	50,132									Smith	1	6	6.0	6	0			
12/24	W	12-0	at New York Jets	28,885									Walls	1	6	6.0	6	0			

TEAM STATISTICS	N.O.	OPP.	RUSHING	No	Yds	Avg	LG	TD
TOTAL FIRST DOWNS	294	320	Bates	244	951	3.9	66	7
Rushing	75	107	Zellers	50	162	3.2	11	2
Passing	202	195	Brown	49	159	3.2	35	1
Penalty	17	18	Small	6	75	12.5	44	1
3rd Down: Made/Att.	91/215	97/222	Everett	24	42	1.8	9	0
3rd Down: Pct.	42.3	43.7	Neal	5	3	0.6	3	0
4th Down: Made/Att.	5/11	8/13	Ned	3	1	0.3	5	0
4th Down: Pct.	45.5	61.5	Early	2	-3	-1.5	9	0

POSSESSION AVG.	28:15	31:45	Saints	383	1390	3.6	66	11
TOTAL NET YARDS	5178	5561	Opponents	469	1838	3.9	51	13
Avg. Per Game	323.6	347.6	RECEIVING	No	Yds	Avg	LG	TD
Total Plays	984	1056	Everett	81	1087	13.4	70	8
Avg. Per Play	5.3	5.3	Early	57	694	12.2	29	4
NET YARDS RUSHING	1390	1838	Walls	45	466	10.4	43	3
Avg. Per Game	86.9	114.9	Smith	41	597	14.6	48	4
Total Rushes	383	469	Small	38	461	12.1	32	5
NET YARDS PASSING	3788	3723	Brown	35	266	7.6	19	1
Avg. Per Game	236.8	232.7	Bates	18	114	6.3	26	0
Sacked/Yards Lost	28/214	44/275	Neal	12	123	10.3	69	1
Gross Yards	4002	3998	Legette	7	33	4.7	9	0
Att./Completions	573/349	543/329	Zellers	4	76	12.7	27	0
Completion Pct.	60.9	60.6	DeRamus	6	50	12.5	20	0
Had Intercepted	14	17	Rhem	3	9	3.0	9	0
PUNTS/AVERAGE	74/40.1	66/41.8	Ned	1	18	18.0	18	0
NET PUNTING AVG.	74/35.6	66/35.6	Newman	1	8	8.0	8	0
PENALTIES/YARDS	86/688	109/830	Botkin	1	8	8.0	8	0
FUMBLES/BALL LOST	19/11	29/12	Saints	349	4002	11.5	70	26
TOUCHDOWNS	38	38	Opponents	329	3998	12.2	77	23

Score by Periods	1	2	3	4	OT	TOT
Saints	61	75	74	109	0	319
Opponents	71	132	81	61	3	348

SCORING	TD	Ru	Pa	Rt	PAT	FG	S	TP
Brien	0	0	0	0	0	16/16	12/17	0
Early	8	0	8	0	0	0	48	0
Bates	7	7	0	0	0	0	42	0
Small	6	1	5	0	0	0	36	0
Lohmiller	0	0	0	0	11/13	8/14	0	35

PASSING	Att	Cmp	Yds	Cmp%	Yds/Att	TD	TD%	Int	Int%	Long	Sk/Yds	Rating
Everett	567	345	3970	60.8	7.00	26	4.6	14	2.5	70	27/210	87.0
Hodson	5	3	14	60.0	2.80	0	0.0	0	0.0	9	0/0	64.6
Wilmsmeyer	1	1	18	100.0	18.00	0	0.0	0	0.0	18	0/0	118.8
Small	0	0	0	---	---	0	---	---	---	---	1/4	---
Saints	573	349	4002	60.9	6.98	26	4.5	14	2.4	70	28/214	86.9
Opponents	543	329	3998	60.6	7.36	23	4.2	17	3.1	77	44/275	84.3

1996 SAINTS STATISTICS

RECORD: 3-13
FINISH: 5th-NFC WEST

Date	W/L	Score	Opponent	Attendance	TD	Ru	Pa	Rt	PAT	FG	S	TP	PUNTING	No	Yds	Avg	Net	TB	I20	LG	TD
9/1	L	11-27	at San Francisco	63,970	Zellers	4	4	0	0	0	24	24	Newman	3	40	13.3	21	0			
9/8	L	20-22	Carolina	43,288	Jeffries	3	0	3	0	0	18	18	Jackson	3	24	8.0	10	0			
9/15	L	15-30	at Cincinnati	45,412	Small	3	1	2	0	0	18	18	McMillian	2	4	2.0	4	0			
9/22	L	14-28	Arizona	34,316	Neal	2	1	1	0	0	12	12	Molden	2	2	1.0	2	0			
9/29	L	10-17	at Baltimore	61,063	DeRamus	1	0	1	0	0	6	6	Allen	1	33	33.0	33	0			
10/6	W	17-13	Jacksonville	34,231	Guess	1	0	1	0	0	6	6	Tubbs	1	11	11.0	11	0			
10/13	W	27-24	Chicago	43,512	T. Johnson	1	0	1	0	0	6	6	Saints	12	114	9.5	33	0			
11/03	L	7-19	at Carolina	70,888	B. Jones	1	0	1	0	0	6	6	Opponents	17	93	5.5	35	0			
11/10	L	14-31	Houston	53,297	Wilmsmeyer	0	0	0	0	0	2	2	PUNTING	No	Yds <th>Avg</th> <th>Net</th> <th>TB</th> <th>I20</th> <th>LG</th> <th>TD</th>	Avg	Net	TB	I20	LG	TD
11/17	L	15-17	at Atlanta	43,119	Saints	24	10	13	1	18/18	21/25	0	229	Wilmsmeyer	87	3551	40.8	32.5	9	16	63
11/24	L	7-13	at Tampa Bay	40,203	Opponents	34	11	22	1	32/32	33/42	0	339	Saints	87	3551	40.8	32.5	9	16	63
12/1	L	10-26	St. Louis	26,310	2 Pt. Conv.	Haynes, Wilmsmeyer, Saints 2-6, Opp. 2-2							Opponents	74	3184	43.0	40.1	3	25	67	0
12/8	L	15-31	Atlanta	32,923	SACKS: Martin 11.0, J. Johnson 7.5, Turnbull 6.5, Mickell 3.0, Broughton 2.0, Fields 2.0, Harvey 2.0, Molden 2.0, B. Smith 2.0, Robbins 1.0, Stokes 1.0, Tubbs 1.0, Saints 41.0, Opp. 22.0									PUNT RET	Ret	FC	Yds <th>Avg</th> <th>LG</th> <th>TD</th> <th>TD</th>	Avg	LG	TD	TD
12/15	W	17-3	at New York Giants	52,530	Hughes	30	20	152	5.1	16	0			Hughes	30	20	152	5.1	16	0	
12/21	L	13-14	at St. Louis	57,681	Guess	1	0	7	7.0	7	0			Guess	1	0	7	7.0	7	0	

TEAM STATISTICS	N.O.	OPP.	RUSHING	No	Yds	Avg	LG	TD
TOTAL FIRST DOWNS	232	287	Bates	164	584	3.6	33	4
Rushing	77	104	Zellers	120	475	4.0	63	4
Passing	135	152	Neal	21	58	2.8	11	1
Penalty	20	31	B. Smith	2	14	7.0	8	0
3rd Down: Made/Att.	65/207	85/232	White	20	52	2.6	15	0
3rd Down: Pct.	31.4	36.6	Neal	4	51	12.8	22	1
4th Down: Made/Att.	6/19	9/16	Small	14	44	3.1	9	0
4th Down: Pct.	31.6	56.3	Everett	13	30	2.3	12	0
POSSESSION AVG.	27:33	32:27	Haynes	2	7	3.5	5	0
TOTAL NET YARDS	4206	4910	Brown	3	6	2.0	6	0
Avg. Per Game	262.9	306.9	Haynes	2	7	3.5	5	0
Total Plays	923	1027	Nussmeier	3	6	2.0	6	0
Avg. Per Play	4.6	4.8	Everett	22	3	0.1	3	0
NET YARDS RUSHING	1308	2076	DeRamus	1	2	2.0	2	0
Avg. Per Game	81.8	129.8	Guess	2	-4	-2.0	-1	0
Total Rushes	386	521	Saints	386	1308	3.4	63	10
NET YARDS PASSING	2898	2834	Opponents	521	2076	4.0	70	11
Avg. Per Game	181.1	177.1	RECEIVING	No	Yds <th>Avg</th> <th>LG</th> <th>TD</th>	Avg	LG	TD
Sacked/Yards Lost	22/171	41/283	Brien	0/0	4/4	9/10	5/7	3/4
Gross Yards	3069	3117	Small	50	558	11.2	41	2
Att./Completions	515/295	46						

1997 SAINTS STATISTICS

RECORD: 6-10

FINISH: 4th-NFC WEST

Date	W/L	Score	Opponent	Attendance
8/31	L	24-38	at St. Louis	64,575
9/7	L	6-20	San Diego	65,760
9/14	L	7-33	at San Francisco	61,838
9/21	W	35-17	Detroit	50,016
9/28	L	9-14	at New York Giants	68,891
10/5	W	20-17	at Chicago	58,865
10/12	L	17-23	Atlanta	65,619
10/19	L	0-13	Carolina	50,963
10/26	L	0-23	San Francisco	60,443
11/9	W	13-10	at Oakland	40,091
11/16	W	20-17	Seattle	50,493
11/23	L	3-20	at Atlanta	48,620
11/30	W	16-13	at Carolina	57,527
12/7	L	27-34	St. Louis	54,803
12/14	W	27-10	Arizona	45,517
12/21	L	13-25	at Kansas City	66,772

TEAM STATISTICS	N.O.	OPP.
TOTAL FIRST DOWNS	229	280
Rushing	78	95
Passing	127	168
Penalty	24	17
3rd Down: Made/Att.	54/207	102/252
3rd Down: Pct.	26.1	40.5
4th Down: Made/Att.	14/22	7/12
4th Down: Pct.	63.6	58.3
POSSESSION AVG.	27:47	32:13
TOTAL NET YARDS	4045	4645
Avg. Per Game	252.8	290.3
Total Plays	925	1073
Avg. Per Play	4.4	4.3
NET YARDS RUSHING	1461	1764
Avg. Per Game	91.3	110.3
Total Rushes	417	496
NET YARDS PASSING	2584	2881
Avg. Per Game	161.5	180.1
Sacked/Yards Lost	50/317	59/408
Gross Yards	2901	3289
Att./Completions	458/228	518/293
Completion Pct.	49.8	56.6
Had Intercepted	33	16
PUNTS/AVERAGE	88/45.9	92/39.9
NET PUNTING AVG.	88/34.9	92/33.0
PENALTIES/YARDS	101/811	110/895
FUMBLES/BALL LOST	34/22	31/15
TOUCHDOWNS	24	35
Rushing	9	11
Passing	13	21
Returns	2	3
Score by Periods	1 2 3 4 OT TOT	
Saints	22 76 38 98 3	237
Opponents	70 107 51 99 0	327

SCORING	TD	Ru	Pa	Rt	PAT	FG	S	TP	INTERCEPTIONS	No	Yds	Avg	LG	TD
Brien	0	0	0	0	22/22	23/27	0	91	Knight	5	75	15.0	39	0
Hastings	5	0	5	0	0	0	0	32	Newman	3	19	6.3	17	0

PASSING	Att	Cmp	Yds	Cmp%	Yds/Att	TD	TD%	Int	Int%	Long	Sk/Yds	Rating
Shuler	203	106	1288	52.2	6.34	2	1.4	14	6.9	89	21/132	46.6
Hobert	131	61	891	46.6	6.80	6	4.6	8	6.1	49	4/29	59.0
Wuerffel	91	42	518	46.2	5.69	4	4.4	8	8.8	47	18/116	42.3
Nussmeier	32	18	183	56.3	5.72	0	0.0	3	9.4	24	6/32	33.7
Bates	1	1	21	100.0	21.00	1	100.0	0	0.0	21	0/0	158.3
Hill	0	0	0	---	---	0	---	0	---	---	---	---
Saints	458	228	2901	49.8	6.33	13	2.8	33	7.2	89	50/317	49.4
Opponents	518	293	3289	56.6	6.35	21	4.1	16	3.1	52	59/408	76.3

PUNTING	No	Yds	Avg	Net	TB	120	LG	B
Royals	88	4038	45.9	34.9	13	21	66	0
Saints	88	4038	45.9	34.9	13	21	66	0
Opponents	92	3668	39.9	33.0	7	27	62	1

KICKOFF RET	No	Yds	Avg	LG	TD
Guliford	47	26	498	10.6	32
T. Davis	9	173	19.2	29	0
Bech	3	47	15.7	30	0
McCrary	2	26	13.0	15	0
Tomich	1	0	0.0	0	0
Saints	58	1374	23.7	102	1
Opponents	51	1139	22.3	59	0

1997 NFC WEST STANDINGS				
Saints Finish: 4th place				
	W	L	T	Pct.
San Francisco	13	3	0	.813
Atlanta	7	9	0	.438
Carolina	7	9	0	.438
New Orleans	6	10	0	.375
St. Louis	5	11	0	.313

RECEIVING	No	Yds	Avg	LG	TD
Hill	55	761	13.8	89	2
Hastings	48	722	15.0	39	2
Zellars	31	263	8.5	38	0
Guliford	27	362	13.4	47	1
Farquhar	17	253	14.9	42	1
L. Smith	17	180	10.6	25	1
T. Davis	13	85	6.5	18	0
Bates	5	42	8.4	15	0
Pooler	4	98	24.5	49	2
McCrary	4	17	4.3	11	0
Bech	3	50	16.7	22	0
Hobbs	2	41	20.5	21	1
Savoie	1	14	14.0	14	0
T. Johnson	1	13	13.0	13	0
Saints	228	2901	12.7	89	13
Opponents	293	3289	11.2	52	21

INTERCEPTIONS	No	Yds	Avg	LG	TD
Knight	5	75	15.0	39	0
Newman	3	19	6.3	17	0

1998 SAINTS STATISTICS

RECORD: 6-10

FINISH: 3rd-NFC WEST

Date	W/L	Score	Opponent	Attendance
9/6	W	24-17	at St. Louis	56,943
9/13	W	19-14	Carolina	51,915
9/27	W	19-13	at Indianapolis	48,480
10/4	L	27-30	New England	56,172
10/11	L	0-31	San Francisco	62,811
10/18	L	9-31	at Atlanta	60,774
10/25	W	23-3	Tampa Bay	52,695
11/1	L	17-31	at Carolina	62,514
11/8	L	24-31	at Minnesota	63,779
11/15	W	24-3	St. Louis	46,430
11/22	L	20-31	at San Francisco	68,429
11/29	L	10-30	at Miami	73,216
12/6	W	22-3	Dallas	65,065
12/13	L	17-27	Atlanta	61,678
12/20	L	17-19	at Arizona	51,617
12/27	L	33-45	Buffalo	39,707

TEAM STATISTICS	N.O.	OPP.
TOTAL FIRST DOWNS	258	326
Rushing	67	86
Passing	165	208
Penalty	26	32
3rd Down: Made/Att.	77/215	99/226
3rd Down: Pct.	35.8	43.8
4th Down: Made/Att.	6/17	4/9
4th Down: Pct.	35.3	44.4
POSSESSION AVG.	28:03	31:57
TOTAL NET YARDS	4463	5668
Avg. Per Game	278.9	354.3
Total Plays	966	1053
Avg. Per Play	4.6	5.4
NET YARDS RUSHING	1325	1700
Avg. Per Game	82.8	106.3
Total Rushes	374	467
NET YARDS PASSING	3138	3968
Avg. Per Game	196.1	248.0
Sacked/Yards Lost	57/376	47/288
Gross Yards	3514	4256
Att./Completions	535/278	539/328
Completion Pct.	52.0	60.9
Had Intercepted	19	21
PUNTS/AVERAGE	90/45.4	75/43.5
NET PUNTING AVG.	90/35.8	75/36.7
PENALTIES/YARDS	121/928	132/1164
FUMBLES/BALL LOST	28/14	24/11
TOUCHDOWNS	35	40
Rushing	6	13
Passing	19	24
Returns	10	3
Score by Periods	1 2 3 4 OT TOT	
Saints	50 125 41 83 6	305
Opponents	74 126 74 85 0	359

KICKOFF RET	No	Yds	Avg	LG	TD
Guliford	47	26	498	10.6	32
T. Davis	9	173	19.2	29	0
Bech	3	47	15.7	30	0
McCrary	2	26	13.0	15	0
Tomich	1	0	0.0	0	0
Saints	58	1374	23.7	102	1
Opponents	50	14	706	14.1	82

RECEIVING	No	Yds	Avg	LG	TD
Hill	54	684	12.7	53	6
Dawkins	53	823	15.5	64	1
Hastings	35	455	13.0	89	3
Craver	33	214	6.5	49	2
Pooler	24	509	21.2	82	2
T. Davis	24	249	10.4	35	2
Bech	14	264	18.9	72	3
Guliford	10	124	12.4	24	0
Zellars	10	50	5.0	14	0
Farquhar	1	13	13.0	13	0
Shutsker	1	10	10.0	10	0
Wilcox	1	10	10.0	10	0
T. Johnson	1	8	8.0	8	0
Perry	1	2	2.0	2	0
Saints	278	3514	12.6	89	19
Opponents	328	4256	13.0	81	24

INTERCEPTIONS	No	Yds	Avg	LG	TD
Knight	8	171	21.4	31	2
Drakeford	4	76	19.0	32	1
Cota	4	16	4.0	9	0
Kelly	2	104	52.0	79	1
Weary	2	64	32.0	63	1
Molden	2	35	17.5	24	0
Glover	1	0	0.0	0	0
Saints	21	466	22.2	91	5
Opponents	19	186	9.8	56	3

POSSESSION AVG.	No	Yds	Avg	Net	TB	120	LG	B
Royals	88	4017	45.6	36.0	10	26	64	0
Brien	2	72	36.0	26.0	1	0	37	0
Saints	90	4089	45.4	35.8	11	26	64	0
Opponents	75	3263	43.5	36.7	5	18	64	0

PUNTING	No	Yds	Avg	Net	TB	120	LG	B
Brien	88	4017						

1999 SAINTS STATISTICS

RECORD: 3-13 FINISH: 5th-NFC WEST

Date	W/L	Score	Opponent	Attendance
9/12	W	19-10	Carolina	58,166
9/19	L	21-28	at San Francisco	67,685
10/3	L	10-14	at Chicago	66,944
10/10	L	17-20	Atlanta	57,289
10/17	L	21-24	Tennessee	51,875
10/24	L	3-31	at New York Giants	77,982
10/31	L	16-21	Cleveland	48,817
11/7	L	26-31	Tampa Bay	47,129
11/14	W	14-30	San Francisco	52,198
11/21	L	23-41	at Jacksonville	69,772
11/28	L	12-43	at St. Louis	65,864
12/5	L	12-35	at Atlanta	62,568
12/12	L	14-30	St. Louis	46,838
12/19	L	8-31	at Baltimore	67,597
12/24	W	31-24	Dallas	47,835
1/2	L	13-45	at Carolina	56,929

TEAM STATISTICS	N.O.	OPP.
TOTAL FIRST DOWNS	288	297
Rushing	97	105
Passing	159	170
Penalty	32	22
3rd Down: Made/Att.	74/220	79/204
3rd Down: Pct.	33.6	38.7
4th Down: Made/Att.	8/22	8/11
4th Down: Pct.	36.4	72.7
POSSESSION AVG.	30:54	29:06
TOTAL NET YARDS	4983	5318
Avg. Per Game	311.4	332.4
Total Plays	1055	966
Avg. Per Play	4.7	5.5
NET YARDS RUSHING	1690	1774
Avg. Per Game	105.6	110.9
Total Rushes	461	432
NET YARDS PASSING	3293	3544
Avg. Per Game	205.8	221.5
Sacked/Yards Lost	41/305	45/277
Gross Yards	3598	3821
Att./Completions	553/288	489/291
Completion Pct.	52.1	59.5
Had Intercepted	30	19
PUNTS/AVERAGE	83/39.5	77/41.1
NET PUNTING AVG.	83/34.9	77/36.2
PENALTIES/YARDS	110/87.7	124/100.6
FUMBLES/BALL LOST	26/9	22/15
TOUCHDOWNS	27	55
Rushing	9	15
Passing	16	34
Returns	2	6
Score by Periods	1 2 3 4 OT TOT	1 2 3 4 OT TOT
Saints	59 91 39 71 0 260	
Opponents	79 124 104 127 0 434	
SCORING	TD Ru Pa Rt PAT FG S TP	TD Ru Pa Rt PAT FG S TP
Brien	0 0 0 0 0 20/21 24/29 0 92	
Poole	6 0 0 0 0 0 36	
Kennison	4 0 0 0 0 0 26	
Tolliver	3 3 0 0 0 0 18	
Delhomme	2 2 0 0 0 0 12	

PASSING	Att	Cmp	Yds	Cmp%	Yds/Att	TD	TD%	Int	Int%	Long	Sk/Yds	Rating
Tolliver	268	139	1916	51.9	7.15	7	2.6	16	6.0	57	19/152	58.9
Hobert	159	85	970	53.5	6.10	6	3.8	6	3.8	90	11/79	68.9
Delhomme	76	42	521	55.3	6.86	3	3.9	5	6.6	51	6/42	62.4
Wuerffel	48	22	191	45.8	3.98	0	0.0	3	6.3	22	5/32	30.8
L. Smith	1	0	0	0.0	0.00	0	0.0	0	0.0	0	0/0	39.6
R. Williams	1	0	0	0.0	0.00	0	0.0	0	0.0	0	0/0	39.6
Saints	553	288	3598	52.1	6.51	16	2.9	30	5.4	90	41/305	59.6
Opponents	489	291	3821	59.5	7.81	34	7.0	19	3.9	62	45/277	91.2

INTERCEPTIONS	No	Yds	Avg	LG	TD
Ambrose	6	27	4.5	16	0
Clay	3	32	10.7	24	0
Keith Mitchell	3	22	7.3	18	0
Weary	2	49	24.5	27	0
Fields	2	0	0.0	0	0
Kelly	1	6	6.0	6	0
Molden	1	2	2.0	2	0
Knights	1	0	0.0	0	0
Saints	19	138	7.3	27	0
Opponents	30	483	16.1	64	4

PUNTING	No	Yds	Avg	Net	TB	I20	LG	B
Barnhardt	82	3262	39.8	35.1	5	14	52	0
Brien	1	20	20.0	20.0	0	1	20	0
Saints	83	3282	39.5	34.9	5	15	52	0
Opponents	77	3183	41.3	36.2	7	24	60	0

SACKS	Glover	8.5	Whitehead	7.0	B. Smith	6.0	Wilson	5.5	Martin	4.5	Fields	4.0	Kei.	Mitchell	3.5	Tomich	3.0	Robbins	2.0	Hewitt	1.0	Saints	45.0	Opp.	41.0
PUNT RET																									
Kennison	35	23	258	7.4	18	0																			
Opponents	43	25	283	6.6	74	1																			

RUSHING	No	Yds	Avg	LG	TD
Ri. Williams	253	884	3.5	25	2
L. Smith	60	205	3.4	24	0
Perry	48	180	3.8	22	0
Tolliver	26	142	5.5	33	3
Delhomme	11	72	6.5	27	2
Hobert	12	47	3.9	10	1
Craver	17	40	2.4	8	0
Davis	20	32	1.6	7	0
Wuerffel	2	29	14.5	29	1
Kennison	3	20	6.7	15	0
Philyau	4	16	4.0	18	0
Poole	1	14	14.0	14	0
Barnhardt	1	4	4.0	4	0
Hastings	1	4	4.0	4	0
Powell	1	1	1.0	1	0
P.J. Franklin	1	0	0.0	0	0
Saints	461	1690	3.7	33	9
Opponents	432	1774	4.1	40	15

RECEIVING	No	Yds	Avg	LG	TD
Kennison	61	835	13.7	90	4
Poole	42	796	19.0	67	6
Hastings	40	564	14.1	42	1
Ri. Williams	28	172	6.1	29	0
Cleeland	26	325	12.5	31	1
L. Smith	20	151	7.6	26	1
Craver	19	154	8.1	29	0
Dawsey	16	196	12.3	57	1
Slutzker	11	164	14.9	42	1
Davis	7	53	7.6	20	0
Wilcox	6	61	10.2	19	0
Bech	4	65	16.3	23	1
Perry	4	26	6.5	11	0
Philyau	2	23	11.5	14	0
P.J. Franklin	2	13	6.5	8	0
Saints	288	3598	12.5	90	16
Opponents	291	3821	13.1	62	34

FIELD GOALS	1-19	20-29	30-39	40-49	50+
Brien	0/0	9/11	6/7	7/9	2/2
Saints	0/0	9/11	6/7	7/9	2/2
Opponents	1/1	2/2	7/8	4/8	2/4

FIELD GOALS	1-19	20-29	30-39	40-49	50+
Brien	(46G, 21G) () (30G) (28N, 42G, 49N)				
(24G, 42G) (25G) (47N, 49G, 22G, 46G)					
(29G, 39G, 37G) (28G) (52G, 39N) (51G, 42G, 45G, 35G, 24N) (24G, 34G) (29G, 26G) () (32G) ()					
Opponents	(52G, 53N) () (32N) (36G, 44G)				
(42N, 19G) (41G) (46N) (35G, 51N) (52G, 22G) (45G, 32G) () () (40G, 30G, 41N, 40N, 38G) (36G) (33G) (27G)					

1999 NFC WEST STANDINGS	Saints Finish: 5th place
	W L T Pct.
St. Louis	13 3 0 .813
San Francisco	8 8 0 .500
Carolina	5 11 0 .313
Atlanta	4 12 0 .250
San Francisco	3 13 0 .188

2000 SAINTS STATISTICS

RECORD: 10-6 FINISH: 1st-NFC WEST

Date	W/L	Score	Opponent	Attendance
9/3	L	10-14	Detroit	64,900
9/10	W	28-27	at San Diego	51,300
9/17	L	10-20	at Seattle	59,513
9/24	L	7-21	Philadelphia	64,900
10/8	W	31-10	at Chicago	66,944
10/15	W	24-6	Carolina	50,015
10/22	W	21-19	at Atlanta	56,508
10/29	W	21-10	at Arizona	35,016
11/5	W	31-15	San Francisco	64,900
11/12	W	20-10	at Carolina	72,981
11/19	L	22-31	Oakland	64,900
11/26	W	31-24	at St. Louis	66,064
12/3	L	23-38	Denver	64,900
12/10	W	31-27	at San Francisco	67,892
12/17	W	23-7	Atlanta	64,900
12/24	L	21-26	St. Louis	64,900

TEAM STATISTICS	N.O.	OPP.
TOTAL FIRST DOWNS	312	279
Rushing	117	95
Passing	159	159
Penalty	26	25
3rd Down: Made/Att.	97/227	80/204
3rd Down: Pct.	42.7	39.2
4th Down: Made/Att.	10/17	4/14
4th Down: Pct.	58.8	28.6
POSSESSION AVG.	31:27	28:33
TOTAL NET YARDS	5397	4743
Avg. Per Game	337.3	296.4
Total Plays	1041	949
Avg. Per Play	5.2	5.0
NET YARDS RUSHING	2068	1672
Avg. Per Game	129.3	104.5
Total Rushes	505	395
NET YARDS PASSING	3329	3071
Avg. Per Game	208.1	191.9
Sacked/Yards Lost	39/244	66/378
Gross Yards	3573	3449
Att./Completions	497/298	488/285
Completion Pct.	60.0	58.4
Had Intercepted	15	20
PUNTS/AVERAGE	74/41.1	74/40.9
NET PUNTING AVG.	74/32.3	74/35.7
PENALTIES/YARDS	124/102.4	105/83.7
FUMBLES/BALL LOST	26/11	24/15
TOUCHDOWNS	41	36
Rushing	14	14
Passing	22	17
Returns	5	5
Score by Periods	1 2 3 4 OT TOT	1 2 3 4 OT TOT
Saints	66 111 67 110 0 354	
Opponents	58 111 51 85 0 305	
SCORING	TD Ru Pa Rt PAT FG S TP	TD Ru Pa Rt PAT FG S TP
Brien	0 0 0 0 0 37/37 23/29 0 106	
R. Williams	9 8 1 0 0 54	

RECEIVING	No	Yds	Avg	LG	TD
Horn	94	1340	14.3	5	

2001 SAINTS STATISTICS

RECORD: 7-9
FINISH: 3rd-NFC WEST

Date	W/L	Score	Opponent	Attendance
9/9	W	24-6	at Buffalo	71,447
9/30	L	13-21	at New York Giants	78,451
10/7	W	28-15	Minnesota	70,020
10/14	W	27-25	at Carolina	72,049
10/21	L	13-20	Atlanta	70,020
10/28	W	34-31	at St. Louis	66,189
11/4	L	9-16	New York Jets	70,020
11/11	L	27-28	at San Francisco	68,083
11/18	W	34-20	Indianapolis	70,020
11/25	L	17-34	at New England	60,292
12/2	W	27-23	Carolina	70,020
12/9	W	28-10	at Atlanta	68,826
12/17	L	21-34	St. Louis	70,332
12/23	L	21-48	at Tampa Bay	65,526
12/30	L	10-40	Washington	70,020
1/6	L	0-38	San Francisco	70,020

TEAM STATISTICS				
	N.O.	OPP.		
TOTAL FIRST DOWNS	294	284		
Rushing	87	88		
Passing	184	169		
Penalty	23	27		
3rd Down: Made/Att	89/227	80/201		
3rd Down Pct.	39.2	39.8		
4th Down: Made/Att	6/18	3/12		
4th Down Pct.	33.3	25.0		
POSSESSION AVG.	29:24	30:36		
TOTAL NET YARDS	5226	5070		
Avg. Per Game	326.6	316.9		
Total Plays	1031	948		
Avg. Per Play	5.1	5.3		
NET YARDS RUSHING	1712	1715		
Avg. Per Game	107.0	107.2		
Total Rushes	419	443		
NET YARDS PASSING	3514	3355		
Avg. Per Game	219.6	209.7		
Sacked/Yards Lost	50/330	53/323		
Gross Yards	3844	3678		
Att./Completions	562/313	452/278		
Completion Pct.	55.7	61.5		
Had Intercepted	22	15		
PUNTS/AVERAGE	76/41.8	67/43.5		
NET PUNTING AVG.	76/35.8	67/38.3		
PENALTIES/YARDS	119/1025	100/877		
FUMBLES/BALL LOST	35/13	28/15		
TOUCHDOWNS	36	47		
Rushing	8	15		
Passing	27	30		
Returns	1	2		

Score by Periods						
	1	2	3	4	OT	TOT
Saints	53	77	108	95	0	333
Opponents	120	120	47	122	0	409
Carney	0	0	0	0	32/32	27/31 0 113

PASSING													
	Att	Cmp	Yds	Cmp%	Yds/Att	TD	TD%	Int	Int%	Long	Sk/Yds	Rating	
Brooks	558	312	3832	55.9	6.87	26	4.7	22	3.9	63	50/330	76.4	
McAllister	2	1	12	50.0	6.00	1	50.0	0	0.0	12t	0/0	108.3	
Blake	1	0	0	0.0	0.00	0	0.0	0	0.0	0	0/0	39.6	
Horn	1	0	0	0.0	0.00	0	0.0	0	0.0	0	0/0	39.6	
Saints	562	313	3844	55.7	6.84	27	4.8	22	3.9	63	50/330	76.7	
Opponents	452	278	3678	61.5	8.14	30	6.6	15	3.3	86t	53/323	95.5	

SCORING	TD	Ru	Pa	Rt	PAT	FG	S	TP
Horn	9	0	9	0	0	0	54	
R. Williams	7	6	1	0	0	0	42	
W. Jackson	5	0	5	0	0	0	32	
Cleeland	4	0	4	0	0	0	24	
B. Williams	3	0	3	0	0	0	18	
Connell	2	0	2	0	0	0	12	
McAllister	2	1	1	0	0	0	12	
T. Smith	2	0	2	0	0	0	12	
Brooks	1	0	1	0	0	0	6	
Oldham	1	0	0	1	0	0	6	
Saints	36	8	27	1	32/32	27/31	333	

OPPONENTS			TD	Ru	Pa	Rt	PAT	FG	S	TP
Opponents	47	15	30	2	42/42	27/31	0	409		
2-Pt. Conv.: W. Jackson, Saints 1-4, Opp. 2-5										

SACKS:											
Clemons	13.5	Johnson	9.0	Glover	8.0	Howard	6.0	Hand	3.5	Oldham	2.5
Bellamy	2.0	K. Mitchell	2.0	Whitehead	2.0	D. Smith	1.5	Chase	1.0	S. Knight	1.0
Mathis 1.0, Saints 53.0, Opp. 50.0											

RUSHING										
	No	Yds	Avg	LG	TD					
R. Williams	313	1245	4.0	46	6					
Brooks	80	358	4.5	26	1					
McAllister	16	91	5.7	54	1					
T. Smith	5	8	1.6	6	0					
Cleeland	1	6	6.0	6	0					
Horn	1	4	4.0	4	0					
McAfee	1	2	2.0	2	0					
Blake	1	-1	-1.0	-1	0					
Carney	1	-1	-1.0	-1	0					
Saints	419	1712	4.1	54t	8					
Opponents	443	1715	3.9	55	15					

RECEIVING										
	No	Yds	Avg	LG	TD					
Horn	83	1265	15.2	56	9					
W. Jackson	81	1046	12.9	63	5					
R. Williams	60	511	8.5	42	1					
R. Wilson	21	277	13.2	44	0					
Bo. Williams	20	202	10.1	26	3					
McAllister	15	166	11.1	22t	1					
Cleeland	13	138	10.6	19	4					
Clelland	12	191	15.9	46t	2					
McGarity	1	-2	-2.0	-2	0					
T. Smith	4	30	7.5	12	2					
L. Hall	2	15	7.5	9	2					
Stachelski	1	5	5.0	5	0					
Saints	313	3844	12.3	63	27					
Opponents	278	3678	13.2	86t	30					

INTERCEPTIONS										
	No	Yds	Avg	LG	TD					
S. Knight	6	114	19.0	40	0					
Bellamy	3	21	7.0	21	0					
Mathis	2	34	17.0	23	0					
Howard	1	37	37.0	37	0					

PUNT RET										
	Ret	FC	Yds	Avg	LG	TD				
McGarity	19	9	183	9.6	42	0				
Lewis	14	0	81	5.8	32	0				
McAllister	4	4	24	6.0	10	0				
Saints	37	13	288	7.8	42	0				
Opponents	36	18	316	8.8	70t	1				

KICKOFF RET										
	No	Yds	Avg	LG	TD					
McAllister	45	1091	24.2	63	0					
Lewis	32	762	23.8	68	0					
McAfee	6	144	24.0	34	0					
Ackerman	2	11	5.5	11	0					
Whitehead	2	19	9.5	12	0					
Saints	87	2027	23.3	68	0					
Opponents	66	1472	22.3	86	0					

FIELD GOALS										
1-19	20-29	30-39	40-49	50+						
Carney	0/0	7/7	11/11	8/12	1/1					
Saints	0/0	7/7	11/11	8/12	1/1					
Opponents	0/0	9/9	8/9	5/8	5/5					

3001 NFC WEST STANDINGS										
Saints Finish: 3rd place										
	W	L	T	Pct.						
St. Louis	14	2	0	.875						
San Francisco	12	4	0	.750						
New Orleans	7	9	0	.438						
Atlanta	7	9	0	.438						
Carolina	1	15	0	.063						

2002 SAINTS STATISTICS										
------------------------	--	--	--	--	--	--	--	--	--	--

2002 SAINTS STATISTICS

RECORD: 9-7
FINISH: 3rd-NFC SOUTH

Date	W/L	Score	Opponent	Attendance
09/08	W	26-20	at Tampa Bay	65,554
09/15	W	35-20	Green Bay	67,958
09/22	W	29-23	at Chicago	63,216
09/29	L	21-26	at Detroit	60,023
10/06	W	32-29	Pittsburgh	67,734
10/13	L	43-27	at Washington	80,768
10/20	W	35-27	San Francisco	67,993
10/27	L	35-37	Atlanta	67,883
11/03	W	34-24	at Carolina	72,566
11/17	L	17-24	at Atlanta	70,382
11/24	L	15-24	Cleveland	68,295
12/01	W	23-20	Tampa Bay	68,226
12/08	W	37-25	at Baltimore	69,334
12/15	L	31-32	Minnesota	67,851
12/22	L	13-20	at Cincinnati	43,544
12/29	L	6-10	Carolina	66,946

TEAM STATISTICS				
	N.O.	OPP.		
TOTAL FIRST DOWNS	291	327		
Rushing	91	108		
Passing	169	191		
Penalty	31	28		
3rd Down: Made/Att.	92/224	87/223		
3rd Down Pct.	41.1	39.0		
4th Down: Made/Att.	8/13	12/20		
4th Down Pct.	61.5	60.0		
POSSESSION AVG.	28:44	31:16		
TOTAL NET YARDS	5205	5796		
Avg. Per Game	325.3	362.3		
Total Plays	1001	1071		
Avg. Per Play	5.2	5.4		
NET YARDS RUSHING	1764	1991		
Avg. Per Game	110.3	124.4		
Total Rushes	426	439		
NET YARDS PASSING	3441	3805		
Avg. Per Game	215.1	237.8		
Sacked/Yards Lost	37/244	39/253		
Gross Yards	3685	4058		
Att./Completions	538/291	593/343		
Completion Pct.	54.1	57.8		
Had Intercepted	15	20		
PUNTS/AVERAGE	69/41.4	73/42.7		
NET PUNTING AVG.	69/36.7	73/33.3		
PENALTIES/YARDS	119/111	110/953		
FUMBLES/BALL LOST	29/15	29/18		
TOUCHDOWNS	49	45		
Rushing	16	18		
Passing	27	25		
Returns	6	2		

Score by Periods						
	1	2	3	4	OT	TOT
Team	95	109	107	115	6	432
Opponents	67	134	78	109	0	388

SCORING										
TD	Ru	Pa	Rt	PAT	FG	S	TP			
Carney	0	0	0	0	37/37	31/35	0	130		
McAllister	16	13	3	0	0	96	0	96		

TD	Ru	Pa	Rt	PAT	FG	S	TP
Stallworth	8	0	8	0	0	48	
Horn	7	0	7	0	0	44	
Pathon	4	0	4	0	0	24	
M. Lewis	3	0	3	0	0	18	
Reed	3	0	3	0	0	18	
Brooks	2	2	0	0	0	16	
B. Williams	2	0	2	0	0	14	
Allen	1	0	0	1	0	6	
Craver	1	0	0	1	0	6	
Fenderson	1	0	0	1	0	6	
Grant	1	0	0	1	0	6	
Saints	49	16	27	6	37/37 </		

2003 SAINTS STATISTICS

RECORD: 8-8

FINISH: 2nd-NFC SOUTH

Date	W/L	Score	Opponent	Attendance	TD	Ru	Pa	Rt	PAT	FG	S	TP	No.	Yds	Avg	Long	TD					
09/07	L	10-27	at Seattle	52,250	B. Williams	5	0	5	0	0	30	Bellamy	3	19	6.3	10	0					
09/14	W	31-10	Houston	68,390	Patton	4	0	4	0	0	24	Rodgers	1	40	40.0	40	1					
09/21	L	12-27	at Tennessee	68,809	Stallworth	3	0	3	0	0	18	D. Smith	1	9	9.0	9	0					
09/28	L	21-55	Indianapolis	70,020	Brooks	2	2	0	0	0	12	Ruff	1	7	7.0	7	0					
10/05	L	13-19	at Carolina	72,496	Conwell	2	2	0	0	0	6	Jones	1	2	2.0	2	0					
10/12	W	45-17	Chicago	68,390	Ambrose	1	0	0	1	0	6	V. Green	0	24	---	24	0					
10/19	W	45-17	at Atlanta	70,837	K. Carter	1	1	0	0	0	6	Saints	14	226	16.1	73	2					
10/26	Lot	20-23	Carolina	68,370	M. Lewis	1	0	1	0	0	6	Opponents	8	104	13.0	20	1					
11/2	W	17-14	at Tampa Bay	65,524	Rodgers	1	0	0	1	0	6											
11/16	Wot	23-20	Atlanta	68,432	Thomas	1	0	0	1	0	6	PUNTING	No	Yds	Avg	Net	TD	LG	B			
11/23	L	20-33	at Philadelphia	67,802	J. Allen	0	0	0	0	0	1	Berger	71	3144	44.3	38.2	5	28	59	1		
11/30	W	24-20	at Washington	76,821	Fenderson	0	0	0	0	0	2	Saints	72	3144	43.7	38.2	5	28	59	1		
12/07	L	7-14	Tampa Bay	68,442	Saints	39	11	25	3	36/37	22/30	1	340	Opponents	76	3183	41.9	36.4	3	21	60	1
12/14	W	45-7	New York Giants	68,399	Opponents	36	12	20	4	35/35	25/31	0	326	PUNT RET	Ret	FC	Yds	Avg	LG	TD		
12/21	L	19-20	at Jacksonville	49,207	2-P. Conversions:	Fenderson, Team 1-2, Opponents								M. Lewis	30	10	275	9.2	27	0		
12/28	W	13-7	Dallas	68,451	0-1									Stallworth	5	1	44	8.8	18	0		

TEAM STATISTICS

TOTAL FIRST DOWNS 302

Rushing 100
Passing 100
Penalty 25

3rd down: Made/Att 106/229
3rd Down Pct. 46.3
4th Down: Made/Att 5/19
4th Down Pct. 26.3

POSSESSION AVG. 30:18

Total Net Yards 5438
Avg. Per Game 339.9
Total Plays 1019
Avg. Per Play 5.3

NET YARDS RUSHING 2000

Avg. Per Game 125.0
Total Rushes 448

NET YARDS PASSING 3438

Avg. Per Game 214.9
Sacked/Yards Lost 36/203
Gross Yards 3641
Att./Completions 535/314
Completion Pct. 58.7
Had Intercepted 8

PUNTS/AVERAGE 72/43.7

NET PUNTING AVG. 72/38.2

PENALTIES/YARDS 103/878

FUMBLES/BALL LOST 33/20

TOUCHDOWNS 39

Rushing 11
Passing 25
Returns 3

Score by Periods

Period	1	2	3	4	OT	TOT
Saints	52	112	78	95	3	340
Opponents	64	140	55	64	3	326

SCORING

	TD	Ru	Pa	Rt	PAT	FG	S	TP
Carney	0	0	0	0	36/37	22/30	0	102
Horn	10	0	10	0	0	0	60	0
McAllister	8	8	0	0	0	0	48	0

PASSING

	Att	Cmp	Yds	Cmp%	Yds/Att	TD	TD%	Int	Int%	Long	Sk/Yds	Rating
Brooks	518	306	3546	59.1	6.85	24	4.6	8	1.5	76t	34/195	88.8
Bouman	13	7	81	53.8	6.23	1	7.7	0	0.0	19	2/8	98.6
McAllister	2	0	0	0.0	0.00	0	0.0	0	0.0	0	0/0	39.6
Berger	1	0	0	0.0	0.00	0	0.0	0	0.0	0	0/0	39.6
Horn	1	1	14	100.0	14.00	0	0.0	0	0.0	14	0/0	118.8
Team	535	314	3641	58.7	6.81	25	4.7	8	1.5	76t	36/203	88.7
Opponents	485	264	3164	54.4	6.52	20	4.1	14	2.9	79t	32/171	76.3

2003 NFC SOUTH STANDINGS

Saints Finish: 2nd place

	W	L	T	Pct.
Carolina	11	5	0	.688
New Orleans	8	8	0	.500
Tampa Bay	7	9	0	.438
Atlanta	5	11	0	.312

2004 SAINTS STATISTICS

RECORD: 8-8

FINISH: 2nd-NFC SOUTH

Date	W/L	Score	Opponent	Attendance	TD	Ru	Pa	Rt	PAT	FG	S	TP	No.	Yds	Avg	Long	TD			
09/12	L	7-21	Seattle	64,900	Carney	0	0	0	0	38/38	22/27	0	104	Jones	1	55	55.0	55	0	
09/19	W	30-27	San Francisco	64,900	Horn	11	0	11	0	0	68	Ch. Grant	1	8	8.0	8	0			
09/26	W	28-25	at St. Louis	65,856	McAllister	9	9	0	0	0	54	Ruff	1	1	0.0	0	0			
10/03	L	10-34	at Arizona	28,109	Stallworth	5	0	5	0	0	30	Team	13	101	7.8	55	0			
10/10	L	17-20	Tampa Bay	64,900	Brooks	4	4	0	0	0	24	Opponents	16	260	16.3	76	1			
10/17	L	31-38	Minnesota	64,900	Stecker	3	2	0	1	0	18									
10/24	W	31-26	at Oakland	45,337	B. Williams	2	0	2	0	0	12	PUNTING	No	Yds	Avg	Net	TD	LG	B	
11/07	L	17-43	at San Diego	59,662	Bockwoldt	1	0	0	1	0	6	Berger	85	3704	43.6	39.0	4	28	63	0
11/14	W	27-20	Kansas City	64,900	Conwell	1	0	1	0	0	6	Team	85	3704	43.6	39.0	4	28	63	0
11/21	L	13-34	Denver	64,900	Hall	1	0	1	0	0	6	Opponents	71	2896	40.8	34.5	3	17	60	1
11/28	L	21-24	at Atlanta	70,521	Lewis	1	0	1	0	0	6									
12/05	L	21-32	Carolina	58,878	Mitchell	1	0	0	1	0	6	PUNT RET	Ret	FC	Yds	Avg	LG	TD		
12/12	W	27-13	at Dallas	64,056	Patton	1	0	1	0	0	6	Lewis	34	11	382	11.2	53	0		
12/19	W	21-17	at Tampa Bay	65,075	Bryant	0	0	0	0	1	2	Stallworth	6	1	6	1.0	4	0		
12/26	W	26-13	Atlanta	64,900	Team	40	15	21	4	38/38	22/27	1	348	Team	40	12	388	9.7	53	0
01/02	W	21-18	at Carolina	73,302	Opponents	44	16	24	4	42/42	31/35	1	405	Opponents	43	25	71.0	7.2	59t	1

TEAM STATISTICS

TOTAL FIRST DOWNS 291

Rushing 82
Passing 177
Penalty 2

3rd Down: Made/Att. 70/210
3rd Down Pct. 33.3
4th Down: Made/Att. 9/18
4th Down Pct. 50.0

POSSESSION AVG. 28:18

Total Net Yards 5193
Avg. Per Game 324.6
Total Plays 989
Avg. Per Play 5.3

NET YARDS RUSHING 1606

Avg. Per Game 100.4
Total Rushes 406

NET YARDS PASSING 3587

Avg. Per Game 224.2
Sacked/Yards Lost 41/223
Gross Yards 3810
Att./Completions 542/309
Completion Pct. 57.0
Had Intercepted 16

PUNTS/AVERAGE 85/43.6

NET PUNTING AVG. 85/39.0

PENALTIES/YARDS 129/1141

FUMBLES/BALL LOST 23/10

TOUCHDOWNS 49

Rushing 15
Passing 21
Returns 4

Score by Periods

Period	1	2	3	4	OT	TOT
Team	29	132	83	101	3	348
Opponents	117	110	70	108	0	405

INTERCEPTIONS

	No.	Yds	Avg	Long	TD
McKenzie LG	5	19	3.8	14	0
McKenzie TM	5	19	3.8	14	0
Ambrose	3	19	6.3	19	0
Brown	2	0	0.0	0	0

OPP. 2-2

SACKS: Howard 11.0, Ch. Grant 10.5, W. Smith 7.5, Young 2.5, Bryant 2.0, Watson 2.0, Bockwoldt 1.0, Sullivan 0.5, Team 37.0, Opponents 41.0

RUSHING

	No	Yds	Avg	LG	TD
McAllister	269	1074	4.0	71	9
Stecker	58	244	4.2	42t	2
Brooks	18	173	3.0	15	4
McAfee	2	54	27.0	53	0
Stallworth	6	37	6.2	26	0
Carter	10	17	1.7	8	0
Karney	3	7	2.3	4	0
Team	406	1606	4.0	71	15
Opponents	485	2253	4.6	60	16

RECEIVING

	No.	Yds	Avg	Long	TD
Horn	94	1399	14.9	57	11
Stallworth	58	767	13.2	45	5
Patton	34	581	17.1	38	1
McAllister	34	228	6.7	20	0
B. Williams	33	362	11.0	22	2
Stecker	29	174	6.0	26	0
Conwell	10	102	10.2	28	1
Lewis	8	127	15.9	30	0
Karney	6	42	7.0	17	0
Gardner	1	23	23.0	23	0
Hall	1	4	4.0	4	1
Brooks	1	1	1.0	1	0
Team	309	3810	12.3	57	21
Opponents	324	4095	12.6	59	24

KICKOFF RET

	No	Yds	Avg	LG	TD
Lewis	51	1215	23.8	96t	1
Stecker	18	469	26.1	98t	1
McAfee	8	137	17.1	26	0
Hall	3	20	6.7	8	0
Ruff	1	9	9.0	9	0
W. Smith	1	17	17.0	17	0
Whitehead	1	12	12.0	12	0
Team	83	1879	22.6	98t	2
Opponents	74	1710	23.1	63	0

FIELD GOALS

	1-19	20-29	30-39	40-49	50+
Carney	0/0	3/3	12/15	5/6	2/3
Team	0/0	3/3	12/15	5/6	2/3
Opponents	0/0	10/10	9/10	8/10	4/5

Carney: (32G,36G,37G,52G,53G,39G,51N,38G,31G)(20G)(47G)(45G)(41G)(46N,37G)(39G,38G)(24G,36G)(48G,38G,37B)(39G,44G)(38N)(22G)(38N)

Opponents: (30G,33G)(53G)(26G,33G)(23G,53G,41N)(39G)(28G,42G,44G,34G)(40G,27G)(24G,44G)(48G,34G)(37N,31G)(30G,50G,46G,25G,21G,21G)(42N,34G,41G)(37G)(25G,20G)(54G,6

2005 SAINTS STATISTICS

RECORD: 3-13

FINISH: 4th-NFC SOUTH

Date	W/L	Score	Opponent	Attendance	SCORING	TD	Ru	Pa	Rt	PAT	FG	S	TP
09/11	W	23-20	at Carolina	72,920	Carney 0 0 0 0	22/22	25/32	0	97				
09/19	L	10-27	New York Giants	68,031	Stallworth 7 0 7 0	0	0	0	0	42			
09/25	L	16-33	at Minnesota	63,952	Henderson 3 0 3 0	0	0	0	0	18			
10/02	W	19-7	Buffalo	58,688	McAllister 3 3 0 0	0	0	0	0	6			
10/09	L	3-52	at Green Bay	70,580	A. Smith 3 3 0 0	0	0	0	0	18			
10/16	L	31-34	Atlanta	65,562	Brooks 2 2 0 0	0	0	0	0	12			
10/23	L	17-28	at St. Louis	64,586	Hakim 2 0 2 0	0	0	0	0	12			
10/30	L	6-21	Miami	61,643	Conwell 1 0 1 0	0	0	0	0	6			
11/06	L	17-20	Chicago	32,337	Hilton 1 0 1 0	0	0	0	0	6			
11/20	L	17-24	at New England	68,756	Horn 1 0 1 0	0	0	0	0	6			
11/27	W	21-19	at New York Jets	77,152	Team	23	8	15	0	22/22	25/32	0	235
12/04	L	10-30	Tampa Bay	34,411	Opponents	43	16	20	7	43/43	31/39	2	398
12/12	L	17-36	at Atlanta	70,083	2-PT. Conversions: Team 0-1, Opponents 0-0								
12/18	L	10-27	Carolina	32,551	SACKS: W. Smith 8.5, Bryant 4, Howard 3.5, F. Thomas 3, Grant 2.5, Craft 1, D. Smith 1, Watson 1, Whitehead 0.5, Team 25, Opponents 41								
12/24	L	12-13	Detroit	63,747	RUSHING No Yds Avg LG TD								
01/01	L	13-27	at Tampa Bay	63,739	A. Smith 166 659 4.0 42 3								

TEAM STATISTICS

Category	N.O.	OPP.
TOTAL FIRST DOWNS	312	281
Rushing	89	103
Passing	182	145
Penalty	41	33
3rd Down: Made/Att	82/211	89/220
3rd Down Pct.	38.9	40.5
4th Down: Made/Att	2/12	3/4
4th Down Pct.	16.7	75.0
POSESSION AVG.	30:32	29:28
TOTAL NET YARDS	5031	4994
Avg. Per Game	314.4	312.1
Total Plays	1017	946
Avg. Per Play	4.9	5.3
NET YARDS RUSHING	1688	2145
Avg. Per Game	105.5	134.1
Total Rushes	423	503
NET YARDS PASSING	3343	2849
Avg. Per Game	208.9	178.1
Sacked/Yards Lost	41/261	25/165
Gross Yards	3604	3014
Att./Completions	553/308	418/241
Completion Pct.	55.7	57.7
Had Intercepted	24	10
PUNTS/AVERAGE	71/43.2	76/45.6
NET PUNTING AVG.	71/38.7	76/39.0
PENALTIES/YARDS	135/1130	127/985
FUMBLES/BALL LOST	23/19	19/9
TOUCHDOWNS	23	43
Rushing	8	16
Passing	15	20
Returns	0	7

Category	N.O.	OPP.
NET YARDS RUSHING	1688	2145
Avg. Per Game	105.5	134.1
Total Rushes	423	503
NET YARDS PASSING	3343	2849
Avg. Per Game	208.9	178.1
Sacked/Yards Lost	41/261	25/165
Gross Yards	3604	3014
Att./Completions	553/308	418/241
Completion Pct.	55.7	57.7
Had Intercepted	24	10
PUNTS/AVERAGE	71/43.2	76/45.6
NET PUNTING AVG.	71/38.7	76/39.0
PENALTIES/YARDS	135/1130	127/985
FUMBLES/BALL LOST	23/19	19/9
TOUCHDOWNS	23	43
Rushing	8	16
Passing	15	20
Returns	0	7

Category	N.O.	OPP.
NET YARDS RUSHING	1688	2145
Avg. Per Game	105.5	134.1
Total Rushes	423	503
NET YARDS PASSING	3343	2849
Avg. Per Game	208.9	178.1
Sacked/Yards Lost	41/261	25/165
Gross Yards	3604	3014
Att./Completions	553/308	418/241
Completion Pct.	55.7	57.7
Had Intercepted	24	10
PUNTS/AVERAGE	71/43.2	76/45.6
NET PUNTING AVG.	71/38.7	76/39.0
PENALTIES/YARDS	135/1130	127/985
FUMBLES/BALL LOST	23/19	19/9
TOUCHDOWNS	23	43
Rushing	8	16
Passing	15	20
Returns	0	7

Category	N.O.	OPP.
NET YARDS RUSHING	1688	2145
Avg. Per Game	105.5	134.1
Total Rushes	423	503
NET YARDS PASSING	3343	2849
Avg. Per Game	208.9	178.1
Sacked/Yards Lost	41/261	25/165
Gross Yards	3604	3014
Att./Completions	553/308	418/241
Completion Pct.	55.7	57.7
Had Intercepted	24	10
PUNTS/AVERAGE	71/43.2	76/45.6
NET PUNTING AVG.	71/38.7	76/39.0
PENALTIES/YARDS	135/1130	127/985
FUMBLES/BALL LOST	23/19	19/9
TOUCHDOWNS	23	43
Rushing	8	16
Passing	15	20
Returns	0	7

Category	N.O.	OPP.
NET YARDS RUSHING	1688	2145
Avg. Per Game	105.5	134.1
Total Rushes	423	503
NET YARDS PASSING	3343	2849
Avg. Per Game	208.9	178.1
Sacked/Yards Lost	41/261	25/165
Gross Yards	3604	3014
Att./Completions	553/308	418/241
Completion Pct.	55.7	57.7
Had Intercepted	24	10
PUNTS/AVERAGE	71/43.2	76/45.6
NET PUNTING AVG.	71/38.7	76/39.0
PENALTIES/YARDS	135/1130	127/985
FUMBLES/BALL LOST	23/19	19/9
TOUCHDOWNS	23	43
Rushing	8	16
Passing	15	20
Returns	0	7

Category	N.O.	OPP.
NET YARDS RUSHING	1688	2145
Avg. Per Game	105.5	134.1
Total Rushes	423	503
NET YARDS PASSING	3343	2849
Avg. Per Game	208.9	178.1
Sacked/Yards Lost	41/261	25/165
Gross Yards	3604	3014
Att./Completions	553/308	418/241
Completion Pct.	55.7	57.7
Had Intercepted	24	10
PUNTS/AVERAGE	71/43.2	76/45.6
NET PUNTING AVG.	71/38.7	76/39.0
PENALTIES/YARDS	135/1130	127/985
FUMBLES/BALL LOST	23/19	19/9
TOUCHDOWNS	23	43
Rushing	8	16
Passing	15	20
Returns	0	7

Category	N.O.	OPP.
NET YARDS RUSHING	1688	2145
Avg. Per Game	105.5	134.1
Total Rushes	423	503
NET YARDS PASSING	3343	2849
Avg. Per Game	208.9	178.1
Sacked/Yards Lost	41/261	25/165
Gross Yards	3604	3014
Att./Completions	553/308	418/241
Completion Pct.	55.7	57.7
Had Intercepted	24	10
PUNTS/AVERAGE	71/43.2	76/45.6
NET PUNTING AVG.	71/38.7	76/39.0
PENALTIES/YARDS	135/1130	127/985
FUMBLES/BALL LOST	23/19	19/9
TOUCHDOWNS	23	43
Rushing	8	16
Passing	15	20
Returns	0	7

Category	N.O.	OPP.
NET YARDS RUSHING	1688	2145
Avg. Per Game	105.5	134.1
Total Rushes	423	503
NET YARDS PASSING	3343	2849
Avg. Per Game	208.9	178.1
Sacked/Yards Lost	41/261	25/165
Gross Yards	3604	3014
Att./Completions	553/308	418/241
Completion Pct.	55.7	57.7
Had Intercepted	24	10
PUNTS/AVERAGE	71/43.2	76/45.6
NET PUNTING AVG.	71/38.7	76/39.0
PENALTIES/YARDS	135/1130	127/985
FUMBLES/BALL LOST	23/19	19/9
TOUCHDOWNS	23	43
Rushing	8	16
Passing	15	20
Returns	0	7

Category	N.O.	OPP.
NET YARDS RUSHING	1688	2145
Avg. Per Game	105.5	134.1
Total Rushes	423	503
NET YARDS PASSING	3343	2849
Avg. Per Game	208.9	178.1
Sacked/Yards Lost	41/261	25/165
Gross Yards	3604	3014
Att./Completions	553/308	418/241
Completion Pct.	55.7	57.7
Had Intercepted	24	10
PUNTS/AVERAGE	71/43.2	76/45.6
NET PUNTING AVG.	71/38.7	76/39.0
PENALTIES/YARDS	135/1130	127/985
FUMBLES/BALL LOST	23/19	19/9
TOUCHDOWNS	23	43
Rushing	8	16
Passing	15	20
Returns	0	7

Category	N.O.	OPP.
NET YARDS RUSHING	1688	2145
Avg. Per Game	105.5	134.1
Total Rushes	423	503
NET YARDS PASSING	3343	2849
Avg. Per Game	208.9	178.1
Sacked/Yards Lost	41/261	25/165
Gross Yards	3604	3014
Att./Completions	553/308	418/241
Completion Pct.	55.7	57.7
Had Intercepted	24	10
PUNTS/AVERAGE	71/43.2	76/45.6
NET PUNTING AVG.	71/38.7	76/39.0
PENALTIES/YARDS	135/1130	127/985
FUMBLES/BALL LOST	23/19	19/9
TOUCHDOWNS	23	43
Rushing	8	16
Passing	15	20
Returns	0	7

2006 SAINTS STATISTICS

RECORD: 10-6

FINISH: 1st-NFC SOUTH

Date	W/L	Score	Opponent	Attendance	SCORING	TD	Ru	Pa	Rt	PAT	FG	S	TP
09/10	W	19-14	at Cleveland	72,915	Conwell 1 0 1 0	0	6						
09/17	W	34-27	at Green Bay	70,602	Deloatch 1 0 0 1	0	6						
09/25	W	23-23	ATLANTA	70,003	Jones 1 0 1 0	0	6						
10/01	L	18-21	at Carolina	73,392	McAfee 1 1 0 0	0	6						
10/08	W	24-21	TAMPA BAY	68,183	Miller 0 0 0 0	0	2						
10/15	W	27-24	PHILADELPHIA	68,269	Cundiff 0 0 0 0	0/0	0/1	0					
10/29	L	22-35	BALTIMORE	69,152	Team	49	19	27	3	46/47	23/26	0	413
11/05	W	31-14	at Tampa Bay	65,561	Opponents	40	10	26	4	40/40	14/18	0	322
11/12	L	31-38	at Pittsburgh	61,911	2-PT. Conversions: Horn, Miller, Team 2-2								
11/19	L	16-31	CINCINNATI	68,001	Weatherford 77 3369 43.8 37.5 10 19 59 0								
11/26	W	31-13	at Atlanta	70,933	Opponents 96 4181 43.6 38.0 8 30 65 1								
12/03	W	34-10	SAN FRANCISCO	68,241	PUNTING No. Yds Avg Net TB In Lg B								
12/10	W	42-17	at Dallas	63,722	Team 77 3369 43.8 37.5 10 19 59 0								
12/17	L	10-16	WASHINGTON	69,052	Opponents 96 4181 43.6 38.0 8 30 65 1								
12/24	W	30-7	at New York Giants	78,539	PUNT RETURNS Ret FC Yds Avg Long TD								
12/31	L	21-31	CAROLINA	69,569	Bush 28 2 216 7.7 65t 1								

TEAM STATISTICS

Category	N.O.	OPP.
TOTAL FIRST DOWNS	330	262
Rushing	99	96

RECORD: 7-9 FINISH: 3rd-NFC SOUTH

Date	W/L	Score	Opponent	Attendance	TD	Ru	Pa	Rt	PAT	FG	S	TP	INTERCEPTIONS	No.	Yds	Avg	Long	TD			
09/06	L	10-41	at Indianapolis	57,361	Patten	3	0	3	0	0	18	McKenzie	3	161	53.7	75t	2				
09/16	L	14-31	at Tampa Bay	65,178	Copper	2	0	2	0	0	12	Harper	3	58	19.3	31t	1				
09/24	L	14-31	Tennessee	70,002	Johnson	2	0	2	0	0	12	David	3	21	7.0	19	0				
10/07	L	13-16	Carolina	70,001	Karney	2	2	0	0	0	12	Craft	2	21	10.5	21	0				
10/14	W	28-17	at Seattle	68,296	McKenzie	2	0	2	0	0	12	Bullocks	2	6	3.0	6	0				
10/21	W	22-16	Atlanta	69,994	Miller	2	0	2	0	0	12	Team	13	267	20.5	75t	3				
10/28	W	31-10	at San Francisco	68,244	Brees	1	1	0	0	0	6	Opponents	18	336	18.7	83t	2				
11/04	W	41-24	Jacksonville	70,009	David	1	0	1	0	0	6										
11/11	L	29-37	St. Louis	70,003	Harper	1	0	1	0	0	6										
11/18	L	10-23	at Houston	70,780	W. Smith	0	0	0	0	0	2	Weatherford	63	2757	43.8	37.2	4	20	61		
11/25	W	31-6	at Carolina	72,032	Martin	0	0	0	0/0	0/0	0	Team	63	2757	43.8	37.2	4	20	61		
12/02	L	23-27	Tampa Bay	70,009	Team	47	14	28	5	42/42	15/22	1	379	Opponents	67	2924	43.6	39.8	3	28	60
12/10	W	34-14	at Atlanta	69,553	Opponents	44	7	32	5	44/44	26/30	1	38t								
12/16	W	31-24	Arizona	70,007																	
12/23	L	23-18	Philadelphia	70,011	2-P. Conversions: Bush 3, P. Thomas, Team 4-5																
12/30	L	25-33	at Chicago	62,064	Opponents 0-0																

TEAM STATISTICS	N.O.	OPP
Total First Downs	346	288
Rushing	94	80
Passing	232	196
Penalty	20	12

3rd Down: Made/Att	99/214	86/206
3rd Down Pct.	46.3	41.7
4th Down: Made/Att	11/25	7/19
4th Down Pct.	44.0	36.8
POSSESSION AVG.	31:09	28:51
TOTAL NET YARDS	5780	5570
Avg. Per Game	361.3	348.1
Total Plays	1060	964
Avg. Per Play	5.5	5.8
NET YARDS RUSHING	1466	1646
Avg. Per Game	91.6	102.9
Total Rushes	392	408
NET YARDS PASSING	4314	3924
Avg. Per Game	269.6	245.3
Sacked/Yards Lost	16/109	32/198
Gross Yards	4423	4122
Att./Completions	652/440	524/327
Completion Pct.	67.5	62.4
Had Intercepted	18	13
PUNTS/AVERAGE	63/43.8	67/43.6
NET PUNTING AVG.	63/37.2	67/39.2
PENALTIES/YARDS	68/581	89/685
FUMBLES/BALL LOST	25/12	27/10

Opponents 0-0	Team 32	Opponents 16
SACKS: W. Smith 7, Harper 4, Wynn 3.5, Fujita 3, H. Thomas 3, B. Young 3, Grant 2.5, Simoneau 2, Bullocks 1, Lake 1, Simmons 1, Clancy 0.5, Cooper 0.5.	FUM/LOST: Brees 9/4, Bush 8/3, Moore 2/1, Patten 2/1, Colston 1/1, Johnson 1/0, McAllister 1/1, Stecker 1/1	

RUSHING	No.	Yds	Avg	LG	TD
Bush	157	581	3.7	22	4
Stecker	115	448	3.9	26	5
P. Thomas	52	252	4.8	24	1
McAllister	24	92	3.8	15	0
Brees	23	52	2.3	9	1
Henderson	2	20	10.0	15	0
Karney	11	17	1.5	10	0
Moore	2	7	3.5	7	1
Weatherford	1	5	5.0	5	0
Barclay LG	1	3	3.0	3	0
Martin	3	-3	-1.0	-1	0
Patten	2	-5	-2.5	1	0
Team	392	1466	3.7	26	14
Opponents	408	1646	4.0	43	7

RECEIVING	No.	Yds	Avg	Long	TD
Colston	98	1202	12.3	45	11
Bush	73	417	5.7	25	2
Patten	54	792	14.7	58	3
Johnson	48	378	7.9	22	2
Stecker	36	211	5.9	26	0
Moore	32	302	9.4	22	2
Miller	27	328	12.1	57	2
Henderson	20	409	20.5	54	3
P. Thomas	17	151	8.9	17	1
Copper	15	126	8.4	21	2
Karney	13	78	6.0	11	0
McAllister	4	15	3.8	7	0
Barclay LG	2	13	6.5	7	0
Brees	2	10	5.0	8	0
Owens TM	1	4	4.0	4	0
Team	440	4423	10.1	58	28
Opponents	327	4122	12.6	80t	32

2007 NFC SOUTH STANDINGS														
Saints Finish: 3rd place														
	W	L	T	Pct.		W	L	T	Pct.		W	L	T	Pct.
Tampa Bay	9	7	0	.563		Tampa Bay	9	7	0	.563				
Carolina	7	8	9	.438		Carolina	7	8	9	.438				
New Orleans	7	9	0	.438		New Orleans	7	9	0	.438				
Atlanta	4	12	0	.250		Atlanta	4	12	0	.250				

PASSING	Att	Cmp	Yds	Cmp%	Yds/Att	TD	TD%	Int	Int%	Long	Sack/Lost	Rating
Brees	652	440	4423	67.5	6.78	28	4.3	18	2.8	58	16/109	89.4
Team	652	440	4423	67.5	6.78	28	4.3	18	2.8	58	16/109	89.4
Opponents	524	327	4122	62.4	7.87	32	6.1	13	2.5	80t	32/198	96.9

MINNESOTA VIKINGS 44, SAINTS 10

NFC Wild Card Playoff (Jan. 3, 1988) - Louisiana Superdome (68,127)

The Vikings spoiled the Saints' playoff debut by racing out to a 21-point lead at halftime and never looking back in an NFC Wild Card Playoff game in the Superdome. New Orleans opened the scoring when QB **Bobby Hebert** found WR **Eric Martin** for a 10-yard TD pass early in the first quarter, but the Vikings answered with 24 consecutive points. The Saints scored their final points on a 40-yard FG by K **Morten Andersen** late in the first half. A "Hail Mary" TD pass from QB **Wade Wilson** to WR **Hassan Jones** as the second quarter ended pushed the Vikings lead to 31-10. The Saints were held without a rushing first down in the contest while only moving the chains nine times. Minnesota controlled the ball for over 41 minutes, posting 28 first downs and rushing for 210 yards in the victory.

Minnesota Vikings	10	21	3	10	44
New Orleans Saints	7	3	0	3	10
Team Q Time	Play Description (Extra Point) (Drive Info)				
NO 1 13:37	Martin 10 yd. pass from Hebert (Andersen kick) (2-11, 0:44)				
MV 1 8:01	Nelson 42 FG (4-2, 2:05)				
MV 1 3:07	Carter 84 yd. punt return (Nelson kick)				
MV 2 11:41	Jordan 5 yd. pass from Wilson (Nelson kick) (10-65, 4:21)				
MV 2 6:10	Carter 10 yd. pass from Rice (Nelson kick) (7-54, 3:08)				
NO 2 3:06	Andersen 40 FG (8-40, 3:04)				
MV 2 0:00	Jones 44 yd. pass from Wilson (Nelson kick) (3-35, 0:35)				
MV 3 1:15	Nelson 32 FG (11-68, 3:10)				
MV 4 7:14	Nelson 19 FG (13-54, 8:27)				
MV 4 1:46	Dozier 8 yd. run (Nelson kick) (10-60, 4:20)				

RUSHING	PASSING	RECEIVING
MV: D. Nelson 17-73; Anderson 7-49; Dozier 8-45, 1 TD; Fenney 7-20; Rice 4-10; Kramer 2-5; W. Wilson 2-5; NO: Hilliard 8-39; Mayes 3-11; Hebert 2-2; Jordan 1-1	MV: Wilson 20-11-0, 189 yards, 2 TDs; Kramer 9-5-0, 50 yards; Rice 1-1-0, 10 yards, 1 TD; NO: Hebert 19-9-2, 84 yards, 1 TD; Wilson 12-2-2, 20 yards	MV: Carter 6-79, 1 TD; D. Nelson 2-56; Lewis 2-27; Jordan 2-17, 1 TD; Rice 2-17; Jones 1-44, 1 TD; Gustafson 1-12; Anderson 1-(-3) NO: Brenner 2-33; Hill 2-15; Hilliard 2-15; Pattison 2-18; Tice 2-13; Martin 1-10, 1 TD

CHICAGO BEARS 16, SAINTS 6

NFC Wild Card Playoff (Jan. 6, 1991) - Soldier Field (60,767)

In a clash between two of the NFL's top defenses, the Bears jumped ahead 10-0 and held off the Saints in an NFC Wild Card Playoff game at Soldier Field. The Bears went up 3-0 on a K **Kevin Butler** 33-yard FG after an interception. Chicago surged ahead by 10 points when QB **Mike Tomczak** connected with TE **James Thornton** on an 18-yard scoring pass. K **Morten Andersen** got the Saints on the scoreboard with a 47-yard FG with 1:38 remaining in the half. An offside call on New Orleans nullified a 61-yard return of a blocked Bears FG attempt in the third quarter. Chicago took advantage on the reprieve, driving to set up a 22-yard field goal to give the Bears a 13-3 advantage midway through the third quarter. The teams traded FGs in the final quarter, with Andersen drilling a 38-yard kick and Butler connecting from 21 yards out to produce the winning margin. Chicago RB **Neal Anderson** rushed 27 times for 166 yards and hauled in four passes for 42 yards as the Bears rolled up 365 total yards to the Saints' 193 yards of offense.

New Orleans Saints	0	3	0	3	6
Chicago Bears	3	7	3	3	16
Team Q Time	Play Description (Extra Point) (Drive Info)				
CB 1 10:06	Butler 19 FG (6-32, 3:22)				
CB 2 13:08	Thornton 18 yd. pass from Tomczak (Butler kick) (6-62, 4:07)				
NO 2 1:38	Andersen 47 FG (6-18, 2:09)				
CB 3 7:29	Butler 22 FG (16-60, 8:31)				

RUSHING	PASSING	RECEIVING
NO: Fenery 8-29; Fourcade 2-13; Hilliard 4-13; Heyward 4-10; CB: Anderson 27-102; Muster 12-71; Green 2-8; Tomczak 2-8	NO: Walsh 16-6-1, 74 yards; Fourcade 18-5-2, 79 yards; CB: Tomczak 25-12-0, 166 yards, 1 TD; Anderson 1-1-0, 22 yards	NO: Fenery 4-22; Martin 2-47; Scales 1-31; Tice 1-19; Brenner 1-17; Perriman 1-11; Turner 1-6; CB: Anderson 4-42; Thornton 2-43, 1 TD; Gentry 2-41; Morris 2-28; Muster 2-21; Davis 1-13

PLAYOFF GAMES SUMMARIES

ATLANTA FALCONS 27, SAINTS 20

NFC Wild Card Playoff (Dec. 28, 1991) - Louisiana Superdome (68,794)

Atlanta posted 10 points in the final quarter - including a 61-yard TD grab by WR **Michael Haynes** - to defeat the Saints, 27-20, in a Wild Card clash between division rivals. A TD pass from QB **Bobby Hebert** to WR **Floyd Turner** gave New Orleans a 7-0 advantage and K **Morten Andersen** increased the lead with a 45-yard FG. The Falcons got on the board when QB **Chris Miller** found WR **Andre Rison** for a 24-yard TD pass in the second quarter. K **Norm Johnson's** 44-yard FG with 0:37 left in the first half tied the score, but the Saints responded with a 35-yard FG by Andersen for a 13-10 advantage at halftime. Atlanta surged ahead with a TD early in the third quarter, but the Saints came back when RB **Dalton Hilliard's** one-yard TD plunge. A 36-yard FG by Johnson tied it up, and Haynes' long TD with 2:41 left provided the winning margin. Hebert was intercepted with 1:10 left at the Atlanta 35.

Atlanta Falcons		0	10	7	10	27
New Orleans Saints		7	6	0	7	20
Team	Q	Time	Play Description (Extra Point)		(Drive Info)	V-H
NO	1	8:57	Turner 26 yd. pass from Hebert (Andersen kick)		(11-78, 6:03)	0-7
NO	2	11:37	Andersen 45 yd. FG (6-24, 3:19)			0-10
AF	2	5:28	Rison 24 yd. pass from Miller (Johnson kick)		(11-80, 6:11)	7-10
AF	2	0:37	Johnson 44 FG (10-37, 2:13)			10-10
NO	2	0:00	Andersen 35 FG (4-41, 0:37)			10-13
AF	3	9:59	Haynes 20 yd. pass from Miller (Johnson kick)		(9-84, 5:01)	17-13
NO	4	14:10	Hilliard 1 yd. run (Andersen kick)		(19-80, 10:49)	17-20
AF	4	7:43	Johnson 36 FG (11-45, 6:27)			20-20
AF	4	2:41	Haynes 61 yd. pass from Miller (Johnson kick)		(5-80, 1:53)	27-20

	AF	NO
Total First Downs	20	21
Total Net Yards	334	330
Rushes-Yards	25-79	22-63
Net Yards Passing	255	305
Passing (A-C)	30-18-1	44-20-2
Sacked-Yards	5-16	1-8
Punts-Average	1-12	3-84
Fumbles-Lost	3-1	3-1
Penalties-Yards Lost	6-48	5-49
Time of Possession	26:52	33:08

RUSHING

AF: Rozier 7-35; Pegram 11-26; Miller 4-18
NO: McAfee 14-49; Hebert 1-9; Hilliard 4-5, 1 TD; Jordan 3-2

PASSING

AF: Miller 30-18-1, 291 yards, 3 TDs
NO: Hebert 44-26-2, 273 yards, 1 TD

RECEIVING

AF: Haynes 6-144, 2 TDs; Pritchard 5-63; Rison 4-56, 1 TD; Thomas 1-19; Pegram 1-5; Dixon 1-4
NO: Martin 7-83; Turner 5-75, 1 TD; Early 5-41; Hilliard 5-33; Carroll 2-23; Tice 1-13; Jordan 1-5

PHILADELPHIA EAGLES 36, SAINTS 20

NFC Wild Card Playoff (Jan. 3, 1993) - Louisiana Superdome (68,893)

The Philadelphia Eagles rallied from a 20-7 deficit to defeat the Saints, 36-20, in an NFC Wild Card Playoff game at the Superdome. The Saints took a 7-0 lead in the first quarter when **Craig Heyward** scored on a one-yard run. The Eagles tied the game on a 57-yard TD pass but the Saints got a 17-7 halftime lead on a **Bobby Hebert** scoring pass and a 35-yard FG by **Morten Andersen**. Andersen drilled another FG in the third quarter, but Philadelphia pulled to 20-10 on a **Roger Ruzek** 40-yard FG. The Eagles grabbed a 24-20 lead with TDs on their first two possessions of the fourth quarter and Hebert was sacked for a safety by DE **Reggie White**. Ruzek booted a 39-yard FG and CB **Eric Allen** returned a INT for another score in the final minutes.

Philadelphia Eagles		7	0	3	26	36
New Orleans Saints		7	10	3	0	20
Team	Q	Time	Play Description (Extra Point)		(Drive Info)	V-H
NO	1	9:20	Heyward 1 yd. run (Andersen kick)		(8-73, 5:40)	0-7
PE	1	3:22	Barnett 57 yd. pass from Cunningham (Ruzek kick)		(4-80, 2:15)	7-7
NO	2	8:18	Andersen 35 FG (13-71, 7:07)			7-10
NO	2	4:14	Early 7 yd. pass from Hebert (Andersen kick)		(4-53, 2:25)	7-17
NO	3	6:28	Andersen 42 FG (5-44, 3:25)			7-20
PE	3	1:01	Ruzek 40 FG (9-39, 4:05)			10-20
PE	4	10:37	Barnett 35 yd. pass from Cunningham (Ruzek kick)		(9-64, 4:08)	17-20
PE	4	6:48	Sherman 6 yd. run (Ruzek kick)		(5-26, 3:27)	24-20
PE	4	5:36	Hebert sacked by White for a safety			26-20
PE	4	2:36	Ruzek 39 FG (7-40, 3:00)			29-20
PE	4	2:17	Allen 18 yd. interception return (Ruzek kick)			36-20

	PE	NO
Total First Downs	19	20
Total Net Yards	349	360
Rushes-Yards	28-136	20-76
Net Yards Passing	213	304
Passing (A-C)	35-19-1	39-23-1
Sacked-Yards	1-6	1-7
Punts-Average	5-51.2	3-48.3
Fumbles-Lost	1-1	1-1
Penalties-Yards Lost	4-37	4-35
Time of Possession	31:25	28:35

RUSHING

PE: Sherman 21-105, 1 TD; Cunningham 2-19; Walker 5-12
NO: Dunbar 4-28; Heyward 10-23, 1 TD; Hebert 3-18; Hilliard 3-7

PASSING

PE: Cunningham 35-19-0, 219 yards, 2 TDs
NO: Hebert 39-23-3, 291 yards, 1 TD

RECEIVING

PE: Byars 6-37; Barnett 4-102, 2 TDs; Williams 4-36; Sherman 3-29; Green 1-14; Walker 1-1
NO: Early 7-93, 1 TD; Martin 5-64; Dunbar 4-49; Heyward 3-45; Brenner 2-24; Hilliard 1-10; Small 1-6

PLAYOFF GAMES SUMMARIES

SAINTS 31, ST. LOUIS RAMS 28

NFC Wild Card Playoff (Dec. 30, 2000) - Louisiana Superdome (64,900)

The Saints earned the first playoff win in franchise history by jumping ahead to a commanding lead early by scoring 31 unanswered points and weathering a late St. Louis rally at the Superdome. After a St. Louis TD in the first quarter, the Saints scored on five of their next nine possessions. QB **Aaron Brooks** found WR **Robert Wilson** for a 12-yard TD pass and K **Doug Brien** hit a 33-yard FG for a 10-7 lead. Brooks then connected with WR **Willie Jackson** on TD passes of 10, 49 and 16 yards for a 31-7 lead with 11:57 left. The Rams mounted a comeback as QB **Kurt Warner** threw two TD passes and ran for another TD to pull St. Louis within three points. The Saints were forced to punt with 1:51 remaining, but the return was muffed by WR **Az-Zahir Hakim**. FB **Brian Milne** recovered the loose ball to seal the win. Jackson tied an NFL Playoff record with 3 TD catches as part of a six-catch, 142-yard day.

St. Louis Rams		7	0	0	21	28
New Orleans Saints		0	10	7	14	31
Team	Q	Time	Play Description (Extra Point)		(Drive Info)	V-H
SL	1	5:58	Bruce 17 yd. pass from Warner (Wilkins kick)		(11-68, 6:55)	7-0
NO	2	14:56	Wilson 12 yd. pass from Brooks (Brien kick)		(11-70, 6:02)	7-7
NO	2	1:30	Brien 33 yd. FG (4-5, 0:51)			7-10
NO	3	8:40	Jackson 10 yd. pass from Brooks (Brien kick)		(7-45, 3:23)	7-17
NO	4	13:22	Jackson 49 yd. pass from Brooks (Brien kick)		(5-74, 2:55)	7-24
NO	4	11:57	Jackson 16 yd. pass from Brooks (Brien kick)		(1-16, 0:05)	7-31
SL	4	9:36	Proehl 17 yd. pass from Warner (run failed)		(4-80, 2:21)	13-31
SL	4	3:52	Faulk 25 yd. pass from Warner (Wilkins kick)		(3-62, 0:48)	20-31
SL	4	2:36	Warner 5 yd. run (Faulk pass from Warner)		(5-47, 1:07)	28-31

	SL	NO
Total First Downs	17	17
Total Net Yards	384	301
Rushes-Yards	16-34	35-50
Net Yards Passing	350	251
Passing (A-C)	40-24-3	29-16-1
Sacked-Yards	2-7	6-12
Punts-Average	5-43.0	6-41.0
Fumbles-Lost	3-2	4-1
Penalties-Yards Lost	9-60	5-40
Time of Possession	28:29	31:31

RUSHING

SL: Faulk 14-24; Warner 1-5, 1 TD; Watson 1-5
NO: Brooks 10-26; Allen 16-21; Morton 2-5; Moore 3-1; Jackson 1(-3)

PASSING

SL: Warner 40-24-3, 365 yards, 3 TDs
NO: Brooks 29-16-1, 266 yards, 4 TDs

RECEIVING

SL: Bruce 7-127, 1 TD; Faulk 7-99, 1 TD; Proehl 3-46, 1 TD; Williams 3-25; Hakim 2-42; Holt 2-26
NO: Jackson 6-142, 3 TDs; Wilson 3-41, 1 TD; Reed 3-27; Morton 2-34; A. Glover 1-16; Allen 1-6

MINNESOTA VIKINGS 34, SAINTS 16

NFC Divisional Playoff (Jan. 6, 2001) - Metrodome (63,881)

The Vikings raced out to a 21-point lead on the way to a 34-16 victory in the NFC Divisional Playoff game at the Metrodome. Minnesota QB **Daunte Culpepper** found WR **Randy Moss** for a 53-yard TD pass on the Vikings' opening series. The Saints pulled to 7-3, but Vikings K **Gary Anderson** hit a 24-yard FG and Culpepper connected with WR **Cris Carter** for a 17-yard TD to give Minnesota a 17-3 lead at halftime. The Vikings opened the second half with a 68-yard TD pass from Culpepper to Moss. The Saints added a TD pass on QB **Aaron Brooks** to TE **Dave Stachelski** to pull to 24-10, but the Vikings' Anderson hit a 44-yard FG and RB **Robert Smith** scored on a two-yard run for a 34-10 margin. New Orleans scored the game's final points as Brooks found WR **Willie Jackson** for a 48-yard TD pass with 2:19 left. Saints RB **Chad Morton** caught a NFL postseason record-tying 13 passes for 106 yards and Jackson added nine grabs for 125 yards.

New Orleans Saints		3	0	7	6	16
Minnesota Vikings		10	7	10	7	34
Team	Q	Time	Play Description (Extra Point)		(Drive Info)	V-H
MV	1	11:57	Moss 53 yd. pass from Culpepper (Anderson kick)		(3-64, 1:20)	0-7
NO	1	7:46	Brien 33 yd. FG (10-65, 4:11)			3-7
MV	1	1:36	Anderson 24 yd. FG (12-67, 6:10)			3-10
MV	2	1:29	Carter 17 yd. pass from Culpepper (Anderson kick)		(7-73, 3:40)	3-17
MV	3	13:33	Moss 68 yd. pass from Culpepper (Anderson kick)		(3-77, 1:27)	3-24
NO	3	9:33	Stachelski 2 yd. pass from Brooks (Brien kick)		(8-83, 4:00)	3-24
MV	3	4:31	Anderson 44 yd. FG (10-50, 5:02)			10-24
MV	4	10:46	Smith 2 yd. run (Anderson kick)		(8-29, 4:32)	10-27
NO	4	2:19	Jackson 48 yd. pass from Brooks (pass failed)		(3-66, 0:58)	10-34

	NO	MV
Total First Downs	19	18
Total Net Yards	355	429
Rushes-Yards	17-69	32-127
Net Yards Passing	286	302
Passing (A-C)	48-30-2	31-17-0
Sacked-Yards	2-9	0-0
Punts-Average	5-39.0	5-45.0
Fumbles-Lost	0-0	1-0
Penalties-Yards Lost	7-40	5-49
Time of Possession	27:49	32:11

RUSHING

NO: Brooks 5-29; Morton 5-25; Williams 6-14; Allen 1-1
MV: Smith 25-74, 1 TD; Culpepper 4-51; Morrow 3-2

PASSING

NO: Brooks 48-30-2, 295 yards, 2 TDs
MV: Culpepper 31-17-0, 302 yards, 3 TDs

RECEIVING

NO: Morton 13-106; Jackson 9-125, 1 TD; Reed 2-29; Poole 2-12; Wilson 1-14; A. Glover 1-5; Stachelski 1-2, 1 TD
MV: Carter 8-120, 1 TD; Moss 2-121, 2 TDs; Smith 2-25; Kleinsasser 2-18; Walters 1-7; Jordan 1-6; McWilliams 1-5

PLAYOFF GAMES SUMMARIES

SAINTS 27, PHILADELPHIA EAGLES 24

NFC Divisional Playoff (Jan. 13, 2007) - Louisiana Superdome (70,001)
RB Deuce McAllister set a team playoff record with 143 rushing yards in leading the Saints to a come-from-behind victory over Philadelphia in the NFC Divisional Playoffs. McAllister, making his first NFL postseason appearance, rushed for one touchdown and caught another. New Orleans took the early lead after a pair of field goals, but Philadelphia struck on a 75-yard touchdown pass in the second quarter. The Saints responded with a lengthy drive capped by a four-yard TD burst by RB **Reggie Bush**, but the Eagles took a lead into halftime after an 80-yard touchdown drive. Philadelphia RB **Brian Westbrook** shook loose for a 65-yard touchdown run to open the second half, giving the Eagles a 21-13 advantage. But McAllister put the Saints ahead by capping the next two drives with a five-yard scoring run and an 11-yard TD reception. Philadelphia would add a field goal in the final quarter, but the Saints forced a punt on the Eagles' final possession, and the offense picked up a key first down to run out the clock and preserve the victory.

Philadelphia Eagles	0	14	7	3	24
New Orleans Saints	3	10	14	0	27

Team	Qtr	Time	Play Description (Extra Point) (Drive Info)	V-H
NO	1	9:24	Carney 33 FG (5-35, 2:05)	0-3
NO	2	14:46	Carney 23 FG (6-59, 1:33)	0-6
PHI	2	13:38	Stallworth 75 pass from Garcia (Akers kick) (3-76, 1:08)	7-6
NO	2	5:19	Bush 4 run (Carney kick) (14-78, 8:19)	7-3
PHI	2	0:50	Westbrook 1 run (Akers kick) (11-80, 4:29)	14-13
PHI	3	13:25	Westbrook 62 run (Akers kick) (3-80, 1:35)	21-13
NO	3	9:36	McAllister 5 run (Carney kick) (7-63, 3:49)	21-20
NO	3	1:05	McAllister 11 pass from Brees (Carney kick) (9-84, 6:21)	21-27
PHI	4	11:08	Akers 24 FG (9-64, 4:57)	24-27

	PHI	NO
Total First Downs	14	27
Total Net Yards	365	435
Rushes-Yards	20-123	37-208
Net Yards Passing	340	241
Passing (A-C-I)	30-15-0	32-20-0
Sacked-Yards	1-8	3-16
Punts-Average	6-38.5	3-40.3
Fumbles-Lost	1-0	2-1
Penalties-Yards Lost	6-39	3-39
Time of Possession	24:36	35:24

RUSHING		PASSING	
PHI:	Westbrook 13-116, 2 TDs; Garcia 4-9	PHI:	Garcia 30-15-0, 240 yards, 1 TD
NO:	McAllister 21-143, 1 TD; Bush 12-52, 1 TD; Weatherford 1-15;	NO:	Brees 32-20-0, 243 yards, 1 TD

RECEIVING	
PHI:	Stallworth 3-100, 1 TD; Brown 3-76; Westbrook 3-5; Smith 2-23; Baskett 1-25; Buckhalter 1-8
NO:	Colston 5-55; Miller 4-64; McAllister 4-20, 1 TD; Bush 3-22; Henderson 1-35; Campbell 1-23; Owens 1-21

CHICAGO BEARS 39, SAINTS 14

NFC Conference Championship (Jan. 21, 2007) - Soldier Field (61,817)
 In the club's first appearance in the NFC Championship Game, after trailing 16-0 the Saints sliced the Bears' lead to two points and were behind by only four early in the fourth quarter, but four turnovers proved too difficult to overcome. A fumble led to Chicago's first field goal late in the first quarter, and another fumble on the ensuing kickoff added another three-pointer for the Bears a few minutes later. Chicago would drive for a field goal in the second quarter to go ahead 9-0 and march for a TD on its next drive to take a 16-0 lead. The Saints would get on the scoreboard when WR **Marques Colston** hauled in a 13-yard touchdown with 51 seconds remaining in the first half. Chicago's lead shrunk to 16-14 when RB **Reggie Bush** scored on an 88-yard TD early in the second half. But QB **Drew Brees** was flagged for intentional grounding in the end zone for a safety later in the third quarter, and the Bears were down the Saints in the fourth quarter following a pair of New Orleans turnovers and after the Saints failed to convert on two fourth-down attempts.

New Orleans Saints	0	7	7	0	14
Chicago Bears	3	13	2	21	39

Team	Q	Time	Play Description (Extra Point) (Drive Info)	V-H
CHI	1	0:41	Gould 19 FG (11-35, 4:44)	0-3
CHI	2	13:40	Gould 43 FG (4-5, 1:53)	0-6
CHI	2	8:52	Gould 24 FG (8-43, 3:25)	0-9
CHI	2	1:56	Jones 2 run (Gould kick) (8-69, 3:55)	0-16
NO	2	0:46	Colston 13 pass from Brees (Carney kick) (8-73, 1:10)	7-16
NO	3	12:20	Bush 88 pass from Brees (Carney kick) (2-93, 0:53)	14-16
CHI	3	5:27	Penalty on Brees enforced in end zone for a Safety	14-18
CHI	4	14:23	Berrian 33 pass from Grossman (Gould kick) (5-85, 2:24)	14-25
CHI	4	11:37	Benson 12 run (Gould kick) (4-26, 2:04)	14-32
CHI	4	4:19	Jones 15 run (Gould kick) (5-30, 3:02)	14-39

	NO	CHI
Total First Downs	15	18
Total Net Yards	375	340
Rushes-Yards	12-56	40-196
Net Yards Passing	319	144
Passing (A-C-I)	40-27-1	26-11-0
Sacked-Yards	3-35	0-0
Punts-Average	5-38.8	7-47.4
Fumbles-Lost	3-1	1-0
Penalties-Yards Lost	7-47	1-5
Time of Possession	27:45	35:15

RUSHING		PASSING		RECEIVING	
NO:	Bush 4-19; McAllister 6-18; Carney 1-11; Brees 1-8	NO:	Brees 49-27-1, 354 yards, 2 TDs	NO:	Bush 7-132, 1 TD; Colston 5-63, 1 TD; Miller 4-31; Copper 3-29; McAllister 3-27; Henderson 2-57; Campbell 2-6; Carney 1-9
CHI:	Jones 19-123, 2 TDs; Benson 24-60, 1 TD; Davis 1-16	CHI:	Grossman 26-11-0, 144 yards, 1 TD	CHI:	Berrian 5-85; 1 TD; McKie 3-6; Clark 1-30; Muhammad 1-20; Gilmore 1-3

ALL-TIMER ROSTER

Coaches

Abramowicz, Danny — Xavier (Ohio)	1997-99
Alexander, Hubbard — Tennessee State	2000-03
Allen, Dennis — Texas A&M	2006-
Amadee, Lynn — Louisiana State	1973
April, Bobby — Nicholls State	1996-99
Arians, Bruce — Virginia Tech	1996
Atkins, Dave — Texas El-Paso	1996, 2000-04
Bailey, Adam — Louisville	2005-
Baker, Joe — Princeton	2000-04
Barnes, Billy Ray — Wake Forest	1969-70, 75
Beake, Chip — South Carolina	2001-2005
Beake, John — Trenton State	1976-77
Beard, Ed — Tennessee	1978-80
Bliles, Ed — Miami (Ohio)	1969-70
Bonamego, John — Central Michigan	2006-07
Boudreau, Paul — Boston College	1987-93
Brown, Greg — Texas El-Paso	2002-2005
Buchanan, Buck — Grambling State	1976-77
Bunting, John — North Carolina	2000
Campbell, Whitey — Miami (Fla.)	1976-80
Capers, Dom — Mount Union	1986-91
Carmichael Jr., Pete — Boston College	2006-
Champion, Jim — Mississippi State	1971-72
Cignetti, Frank Jr. — Indiana (Pa.)	2000-01
Clancy, Sam — Pittsburgh	2000-03
Clements, Tom — Notre Dame	1997-99
Corey, Walt — Miami	1997-99
Cummings, Bob — Vanderbilt	1973-75
Dalrymple, Dan — Miami (Ohio)	2006-
Davidson, Jeff — Ohio State	1996
Del Rio, Jack — Southern California	1997-98
Dickson, George — Notre Dame	1967-68
Ditka, Mike — Pittsburgh	1997-99
Eklund, Brad — Oregon	1968-70
Erkenbeck, Jim — San Diego State	1986
Everest, Al — Southern Methodist	2000-05
Everest, Andy — Texas-El Paso	1981-85
Fangio, Vic — East Stroudsburg	1986-94
Faulkner, Jack — Miami (Ohio)	1967-69
Fears, Tom — UCLA	1967-70
Franklin, Chet — Utah	1978-79
Garrett, Jim — Utah State	1976-77
Garrett, Judd — Princeton	1997-99
Gibbs, Gary — Oklahoma	2006-
Glick, Fred — Colorado State	1980
Gullickson, Rock — Moorhead (Minn.) State	2000-05
Haslett, Jim — Indiana (Pa.)	1995-96, 2000-05
Hatley, Mark — Oklahoma State	1985
Hayes, Tom — Iowa	2006-07
Hefferte, Ernie — Duquesne	1975
Heinrich, Don — Washington	1969-70
Henry, Jack — Indiana (Pa.)	2000-05
Henshaw, George — West Virginia	2006-07
Hewley, Wimp — Wyoming	1974-75
Hill, Bob — Jackson State	1978-79
Hill, King — Rice	1981-85
Hobby, Marion — Clemson	2006-07
Holman, Rodney — Tulane	1998-99
Hostler, Jim — Indiana (Pa.)	2001-02
Hughes, Ed — Tulsa	1978-80
Jackson, Harold — Jackson State	1997-99
Jackson, Rickey — Pittsburgh	1998-99
James, Ned — New Mexico State	1998-99
Johnson, Curtis — Idaho	2006-
Jones, Travis — Georgia	2008-
Kenan, Larry — LaVerne	1995
Khayat, Ed — Tulane	1967-70
Kiffin, Monte — Nebraska	1995
Knott, Ty — Oregon Tech	2003-2005
Kotite, Rich — Wagner	1977
Kramer, Aaron — Miami (Ohio)	2008-
Kuharich, Larry — Boston College	1998-99
Landsford, Danny — Linfield College	2002-2004
Ledbetter, Bob — Mississippi Industrial	1974-75
Leva, John — Pittsburg State (Kan.)	1981-85
Lombardi, Joe — Air Force	2007-
Mainord, Carlos — McMurray J.C.	1999
Mallory, Mike — Michigan	2008-
Malone, Terry — Holy Cross	2006-
Marciano, Joe — Temple	1986-95
Marcus, Evan — Ithaca	2000-2002
Marrone, Doug — Syracuse	2006-
Matisko, John — Kent State	1994-96
Manuszak, Marv — Tulsa	1971-73
Mauca, Carl — Southern Illinois	1982-85
Mayeaux, Glenn — New Orleans	1996
McCarthy, Mike — Baker (Kan.)	2000-04
McHan, Lamar — Arkansas	1974-75, 78-84
McMahon, Greg — Eastern Illinois	2006-
Meyers, Bill — Stanford	1999
Misciana, John — Dickinson College	2003
Moore, Tom — Iowa	1997
Mora, Jim E. — Occidental	1986-96
Mora, Jim L. — Washington	1992-96
Morton, John — Western Michigan	2006
Moss, Winston — Miami (Fla.)	2000-05
Myers, Chip — Northwestern Oklahoma State	1994
Neal, Dan — Kentucky	1997-99
Nicolaou, Nick — Southern Connecticut	1980
Nolan, Dick — Maryland	1977-80
North, John — Vanderbilt	1973-75
Nunnely, Wayne — Nevada-Las Vegas	1995-96
Oden, Tony — Baldwin-Wallace	2006-
Ogerton, Ed — Northwestern State	2008-
Pagano, John — Mesa State (Colo.)	1996-97
Palmieri, Jerry — Montclair State	2003
Palco, Bob — Dayton	2000-05
Paternostro, Russell — San Diego State	1981-96
Paul, Markus — Syracuse	1998-99
Payton, Sean — Eastern Illinois	2006-
Pease, John — Utah	1986-94, 2004-2005
Petty, Phil — Missouri	2000
Phillips, Jim (Red) — Auburn	1973-75
Phillips, O.A. (Bum) — Stephen F. Austin	1981-85
Phillips, Wade — Houston	1981-85
Praet, Tom — Miami	1978-80
Pyne, Jim — Virginia Tech	2005
Riecke, Lou — Louisiana State	1980
Richardson, Harold — Southern Methodist	1981-85
Riley, Mike — Alabama	2002
Roberts, J.D. — Oklahoma	1967-68, 71-73
Robinson, Jimmy — Georgia Tech	2004-2005
Robinson, Willy — Fresno State	2005
Roland, Johnny — Missouri	2005
Roy, Alvin — Louisiana State	1976-77
Royer, Jim — Navy	1970-72
Rutigliano, Sam — Tulsa	1976-77
Schonert, Turk — Stanford	2005
Shaw, Bob — Ohio State	1967-68
Shaw, Willie — New Mexico	1997
Sheppard, Mike — California Lutheran	2002-2005
Shipp, Ken — Middle Tennessee State	1971-72
Shively, Doug — Kentucky	1974-76
Sidwell, Steve — Colorado	1986-94
Skipper, Jim — Whittier	1986-95
Smith, Carl — Cal Poly-San Luis Obispo	1986-96
Smith, Jerry — Wisconsin	1969-70
Smith, Mark — North Carolina State	2004
Spencer, Joe — Oklahoma State	1981-85
Stanfel, Dick — San Francisco	1976-80, 97-98
Stram, Hank — Purdue	1976-77
Tate, Charlie — Florida	1971
Trimble, Steve — Maryland	1995
Van Zandt, Lance — Lamar	1981-84
Venturi, Rick — Northwestern	1996-2005
Vitt, Joe — Towson State	2006-
Walters, Steve — Arkansas	1986-96
Warren, Frank — Auburn	1995
Whitehead, Bud — Texas Tech	1973
Whitehead, Bud — Florida State	1971-75
Withers, Everett — Appalachian State	1994
Wiggin, Paul — Stanford	1978-79
Woicik, Mike — Boston College	1997-99
Wood, Dick — Auburn	1976-77
Woodford, Mike — Arizona	2001
Yaralian, Zaven — Nebraska	1997-99
Young, John Paul — Texas-El Paso	1981-85
Yowsky, Walt — Kentucky	1967-68
Zapalac, Willie — Texas A&M	1981-85
Zeak, Ron — Miami (Ohio)	2000-01

Players

Players who have spent at least one regular season game on the active roster



46	Abramowicz, Danny (WR) — Xavier (Ohio)	1967-73
53	Absher, Dick (LB) — Maryland	1969-71
69	Ackerman, Tom (C/G) — Eastern Washington	1996-2001
40	Adams, Michael (DB) — Arkansas State	1987-88
61	Adams, Sam (G) — Prairie View A&M	1981
64	Adams, Scott (G) — Georgia	1994
27	Adams, Yashone (S) — Eastern Michigan	1997
24	Adkins, Margene (WR) — Wichita State	1972

ALL-TIMEROSTER

50,54	Aleagn, Ink (LB) — Washington	1997-99	0
69	Alexander, P.J. (T) — Syracuse	2003	80
30	Alexander, Vincent (FB) — Southern Mississippi	1987	25
65	Allen, Andy (G) — Akron	2007-74	74
21	Allen, Eric (CB) — Arizona State	1995-97	38
50	Allen, James (LB) — Oregon State	2002-05	3
99	Allen, Kendrick (DT) — Louisiana State	2003	45
20	Allen, Terry (RB) — Clemson	2000	
86	Alphin, Gerald (WR) — Kansas State	1990-91	
43,33	Ambrose, Ashley (CB) — Mississippi Valley State	1999, 2003-04	
7	Andersen, Morten (C) — Michigan State	1982-94	
71	Anderson, Dick (T) — Ohio State	1967	
77	Anderson, Gary (G) — Stanford	1978	
81	Anderson, Jesse (TE) — Mississippi State	1993	
96	Andrus, Sheldon (DT) — Nicholls State	1986-87	
22	Anthony, Tyrone (RB) — North Carolina	1984-85	
60	Archibald, Ben (T) — Brigham Young	2005	
89	Ashkan, Bert (TE) — Texas Southern	1973	
45	Athas, Pete (S) — Tennessee	1976	
81	Atkins, Doug (DE) — Tennessee	1967-69	
28	Atkins, Glenn (S) — Florida A&M	1987-93	
47	Austin, Cliff (RB) — Clemson	1983	

B

78	Backes, Tom (G) — Oklahoma	1993	
86	Baker, Melvin (WR) — Michigan	1975	
86	Baker, Tony (RB) — Iowa State	1968-71	
80	Banks, Gordon (WR) — Stanford	1980-81	
24	Barclay, Chris (RB) — Wake Forest	2007-24	
51	Barnes, Derrick (LB) — Virginia	1997	
10,6	Barnhardt, Tommy (P) — North Carolina	1987, 89-94, 99	
80	Barnwell, Malcolm (WR) — Virginia Union	1985	
32	Barrington, Tom (RB) — Ohio State	1967-70	
8	Bass, Don (TE) — Houston	1982	
24	Bates, Mario (RB) — Arizona State	1984-97	
63	Baumgartner, Steve (DE) — Purdue	1973-77	
85	Beasley, John (TE) — California	1973-74	
19,89	Bech, Brent (WR) — Louisiana State	1996-99	
34	Bell, Carlos (TE) — Houston	1971	
20	Bellamy, Jay (S) — Rutgers	2001-07	
40	Bender, Wes (FB) — Southern California	1997	
7	Benjamin, Guy (QB) — Stanford	1980	
63	Bennett, Barry (DE) — Concordia (Minn.)	1978-81	
91	Benson, Monte (DT) — Kansas State	1981	
83,86	Bentley, Cliff (TE) — Purdue	1987-88	
65	Bentley, LeCharles (G/C) — Ohio State	2002-05	
17	Berger, Mitch (P) — Colorado	2003-05	
47	Beverly, Dwight (RB) — Illinois	1987	
18	Blake, Jeff (QB) — East Carolina	2000-01	
10	Blanchard, Cary (K) — Oklahoma State	1992	
16	Blanchard, Tom (P) — Oregon	1974-78	
76	Board, Dwayne (DE) — North Carolina A&T	1988	
57	Bockwold, Colby (LB) — Brigham Young	2004-05	
77	Boeke, Jim (T) — Heidelberg	1968	
23	Booker, Fred (CB) — Louisiana State	2005	
66	Bordano, Chris (LB) — Southern Methodist	1998-99	
50	Bordelon, Ken (LB) — Louisiana State	1976-77, 79-82	
25	Bosarge, Wade (DB) — Tulsa	1977	
86	Botkin, Kirk (TE) — Arkansas	1994-95	
4	Bouman, Todd (QB) — St. Cloud State	2003-05	
77	Boysarsky, Jerry (DT) — Pittsburgh	1981	
21	Boyd, Greg (S) — Arizona	1974	
36	Boykin, Greg (RB) — Northwestern	1977	
69	Boykin, McKinley (DT) — Mississippi	2007	
35	Branch, Jamaal (RB) — Colgate	2006-08	
95	Brannon, Robert (DE) — Arkansas	1987	
9	Brees, Drew (QB) — Purdue	2006-47	
85	Brenner, Hoby (TE) — Southern California	1981-93	
82	Brewer, Johnny (LB) — Mississippi	1968-70	
10	Brien, Doug (K) — California	1995-2000	
67	Brock, Stan (T) — Colorado	1980-92	
2	Brooks, Aaron (QB) — Virginia	2000-05	
99	Broughton, Willie (DT) — Miami (Fla.)	1995-96	
36	Brown, Bob (TE) — Alcorn State	1972-73	
22	Brown, Charie (RB) — Missouri	1967-68	
24,21,20	Brown, Derek (RB) — Nebraska	1993-96	
35	Brown, Fakhir (CB) — Grambling State	2002-05	
70	Brown, Jamal (T) — Oklahoma	2005	
27	Brown, Ray (S) — West Texas A&M	1978-80	
90	Bryant, Tony (DE) — Florida State	2003-05	
16	Buck, Mike (QB) — Maine	1990-93	
26	Buck, Vince (DB) — Central State (Ohio)	1990-95	
29	Bullocks, Josh (S) — Nebraska	2005	
36	Burchfield, Don (TE) — Ball State	1971	
83	Burke, Vern (TE) — Oregon State	1967	
55	Burkett, Jackie (LB) — Auburn	1967-70	
11	Burns, Ed (QB) — Nebraska	1978-80	
16	Burris, Bo (S) — Houston	1967-69	

C

35	Campbell, Earl (RB) — Texas	1984-85	
73	Campbell, Joe (DE) — Maryland	1977-80	
60	Campbell, Mark (TE) — Michigan	2006	
59	Campan, James (C/G) — Tulane	1987-88	
35	Canty, Chris (CB) — Kansas State	2000	
51	Carpe, Warren (LB) — Louisiana State	1976	
3	Carmy, John (K) — Notre Dame	2001-06	
65	Carr, Tom (DE) — Morgan State	1968	
74	Carroll, Herman (DE) — Mississippi State	1994	
55	Carroll, Travis (LB) — Florida	2002-03	
80	Carroll, Wesley (WR) — Miami (Fla.)	1991-92	
21	Carter, Dale (CB) — Tennessee	2002-03	
65	Carter, David (C) — Western Kentucky	1984-85	
32	Carter, Ki-Jana (RB) — Penn State	2003-04	
41	Carter, Tim (CB) — Tulane	2001	
23	Cassidy, Craig (DB) — Ohio State	1977	
86	Caster, Rich (TE) — Jackson State	1981	
51	Chambers, Rusty (LB) — Tulane	1975-76	
89	Chandler, Wes (WR) — Florida	1978-81	
24	Chapman, Clarence (CB) — Eastern Michigan	1976-80	
89	Chapman, Gil (WR) — Michigan	1975	
92	Chase, Marlin (DT) — Oklahoma	2000-02	
33	Chatman, Jesse (RB) — Eastern Washington	2005	
37,30	Cherry, Je'Rod (DB) — California	1996-99	
85	Childs, Henry (TE) — Kansas State	1974-80	
85	Childs, Ron (LB) — Washington State	1995	
13	Cipa, Larry (QB) — Michigan	1974-75	
71	Clancy, Kendrick (DT) — Mississippi	2007	
75	Clark, Bruce (DE) — Penn State	1982-88	
54	Clark, Danny (LB) — Illinois	2006	
78	Clark, Kelvin (G) — Nebraska	1982-85	
89	Clark, Robert (WR) — North Carolina Central	1987-88	
29	Clark, Vinnie (CB) — Ohio State	1994	
41	Clarke, Phil (LB) — Pittsburgh	1999-2001	
51,50	Clay, Willie (S) — Georgia Tech	1999	
85	Cleeland, Cameron (TE) — Washington	1998-99, 2001	
56	Clemons, Charlie (LB) — Georgia	2000-02	
66	Cody, Bill (LB) — Auburn	1967-70	
4	Cofer, Mike (K) — North Carolina State	1987	
86	Colchico, Dan (DE) — San Jose State	1969	
5	Coleman, Don (LB) — Michigan	1974-75	
13	Collins, Kerry (QB) — Penn State	1998	
43	Collins, Larry (RB) — Texas A&M-Kingsville	1980	
59	Colman, Wayne (LB) — Temple	1969-74, 76	
12	Colston, Marques (WR) — Hofstra	2006	
66	Commissky, Chuck (G) — Mississippi	1986-88	
83	Connell, Albert (WR) — Texas A&M	2001	
58	Conner, Darion (LB) — Jackson State	1994	
70	Conz, Bill (T) — Penn State	1986-88	
85	Conwell, Ernie (TE) — Washington	2003-06	
41	Cook, Toi (CB) — Stanford	1987-93	
57	Coombs, Larry (C) — Idaho	1980	
52	Cooper, Josh (DE) — Mississippi	2006-07	
71	Cooper, Richard (T) — Tennessee	1990-95	
18	Copper, Terrance (WR) — East Carolina	2006	
79	Cordileone, Lou (DT) — Clemson	1967-68	
44	Cordill, Olie (P) — Memphis	1969	
47	Cortez, Bruce (CB) — Parsons	1967	
37	Cota, Chad (S) — Oregon	1998	
39	Covington, John (S) — Notre Dame	1995	
51	Cox, Bryan (LB) — Western Illinois	2002	
21	Craft, Jason (CB) — Colorado State	2004	
75	Crangle, Mike (DE) — Tennessee-Martin	1972	
32	Craver, Aaron (RB) — San Diego State	1998-99	
43	Craver, Keyuo (CB) — Nebraska	2002-03	
55	Creech, Bob (LB) — Texas Christian	1973	
44	Crist, Chuck (S) — Penn State	1975-77	
51	Croom, Sylvester (C) — Alabama	1975	
51	Crosby, Ron (LB) — Penn State	1978	
4	Cundiff, Billy (K) — Drake	2006	
60	Cunningham, Carl (LB) — Houston	1971	
15	Cuzzo, Gary (QB) — Virginia	1967	

D

69	Dalton, Oakley (DT) — Jackson State	1977	
42	David, Jason (CB) — Washington State	2007	
76	Davidson, Jeff (T) — Ohio State	1994	

15	Davis, Bob (QB) — Virginia	1973	
86	Davis, Dave (WR) — Tennessee State	1974	
36	Davis, Dick (RB) — Nebraska	1970	
53	Davis, Don (LB) — Kansas	1996-98	
73	Davis, Isaac (G) — Arkansas	1997	
63	Davis, Norman (G) — Grambling State	1969	
35	Davis, Ted (LB) — Georgia Tech	1967-69	
95	Davis, Travis (DT) — Michigan State	1990	
47	Davis, Travis (S) — Notre Dame	1995	
28	Davis, Troy (RB) — Iowa State	1997-99	
86	Dawkins, Sean (WR) — California	1998	
81	Dawsey, Lawrence (WR) — Florida State	1999	
26,80	Dawsey, Stacey (WR) — Indiana	1987	
55	DeForest, Joe (LB) — Louisiana-Lafayette	1987	
47	DeGrier, Jack (RB) — Texas-Arlington	1974	
50	Del Rio, Jack (LB) — Southern California	1985-86	
91,2	Delhomme, Jake (QB) — Louisiana-Lafayette	1998-2002	
7	Deloatch, Curtis (CB) — North Carolina A&T	2006	
19	Dempsey, Tom (K) — Palomar (Calif.) College	1969-70	
87	DeRamus, Lee (WR) — Wisconsin	1995-96	
8	DeRatt, Jim (DB) — North Carolina	1975	
32	Derby, Glenn (T) — Wisconsin	1989-90	
51	Didion, John (LB/C) — Oregon State	1971-74	
83	Dixon, Ernest (LB) — South Carolina	1994-97	
95	Dixon, Ronnie (DT) — Cincinnati	1993	
60	Dobler, Conrad (G) — Wyoming	1978-79	
25	Dodd, Al (WR) — Northwestern State	1969-71	
72	Dombrowski, Jim (G/T) — Virginia	1986-96	
86	Donovan, Tom (WR) — Penn State	1980	
88	Dorris, Andy (DE) — New Mexico State	1973-76	
21	Douglas, John (CB) — Texas Southern	1967-68	
95	Douglas, Marques (DE) — Howard	1976-77	
10	Douglas, Bobby (QB) — Kansas	1992-93	
86,80	Dowdell, Marcus (WR) — Tennessee State	1998-99	
22	Drakeford, Tyrone (CB) — Virginia Tech	1982-85	
83	Duckett, Kenny (WR) — Wake Forest	1982-85	
95	Dumbauld, Jonathan (DE) — Kentucky	1986, 88	
86	Dunbar, Jubilee (WR) — Southern	1973	
83	Dunbar, Karl (DE) — Louisiana State	1993	
32	Dunbar, Vaughn (RB) — Indiana	1992-94, 95	
10,15	Dunke, Charlie (K) — Oklahoma State	1967-68, 71-72	
47	Duscherrey, Bill (RB) — Johnson C. Smith	1970	

E

89	Early, Quinn (WR) — Iowa	1991-95	
63	Edelman, Brad (G) — Missouri	1982-89	
83	Edwards, Kelvin (WR) — Liberty	1986	
64	Elliott, Ted (DT) — Minn. State-Mankato	1987	
95	Elliott, Tony (DT) — North Texas	1982-88	
52	Emanuel, Frank (LB) — Tennessee	1970	
79	Epps, Tony (DT) — Memphis	1995	
14	Erclenbe, Russell (K/P) — Texas	1979-83	
84	Estes, Lawrence (DE) — Alcorn State	1970-71	
59	Evans, Chuck (LB) — Stanford	1980-81	
73	Evans, Jahri (G) — Bloomsburg	2006	
54	Evans, Troy (LB) — Cincinnati	2007	
17	Everett, Jim (QB) — Purdue	1994-96	

F

10	Fagan, Julian (P) — Mississippi	1970-72	
52	Faine, Jeff (C) — Notre Dame	2006-07	
44	Farasopoulos, Chris (S) — Brigham Young	1974	
56	Farber, Hop (LB) — Mississippi	1970	
87	Farquhar, John (TE) — Duke	1997-98	
96	Faulkner, Jeff (DE) — Southern	1993	
58	Federspiel, Joe (LB) — Kentucky	1972-80	
9	Feller, Hopy (K) — Texas	1972-73	
20	Felton, Eric (CB) — Texas Tech	1978-80	
27,48	Ferdinand, James (RB) — Hawaii	2001-03	
75	Ferris, Gilly (RB) — Holy Cross	1990-91	
56	Ferguson, Jim (LB) — Southern California	1968	
71	Fersen, Paul (T) — Georgia	1973-74	
73	Fichter, Ross (S) — Purdue	1968	
26	Fields, Jitter (FR) — Texas	1984	
55	Fields, Mark (LB) — Washington State	1995-2000	
11	Fife, Jason (QB) — Oregon	2006	
69	Fifer, Bill (G) — West Texas A&M	1978	
56	Fincher, Alfred (LB) — Connecticut	2005-07	
44	Fink, Mike (CB) — Missouri	1973	
63	Finnie, Roger (T) — Florida A&M	1979	
55	Flanigan, Jim (LB) — Pittsburgh	1971	
71	Folau, Spencer (T/G) — Idaho	2002-04	
62	Fontenot, Jerry (C) — Texas A&M	1997-2003	
92	Ford, Henry (DT) — Arkansas	2003	
80	Ford, James (RB) — Texas Southern	1971-72	
52	Forde, Brian (LB) — Washington State	1988-91	

11	Fourcade, John (QB) — Mississippi	1987-90	
53	Fourcade, Keith (LB) — Mississippi	1987	
43	Fowler, Bobby (FB) — Louisiana Tech	1984-85	
80	Franklin, P.J. (WR) — Tulane	1999	
37	Franz, Todd (S) — Tulsa	2000	
51	Frazier, Jim (P) — Wisconsin	1968	
32	Frazier, Paul (RB) — Northwestern State	1989	
55	Freeman, Reggie (LB) — Florida State	1993	
15	Fritsch, Toni (K) — None	1982	
55	Fujita, Scott (LB) — California	2006	
24	Fulter, Johnny (S) — Lamar	1973-75	
72	Fultz, Mike (DT) — Nebraska	1977-80	

G

46	Gajan, Holie (FB) — Louisiana State	1982-85	
34	Galbreath, Tony (RB) — Missouri	1976-80	
62,60,46,86	Gammone, Kendall (C) — Pittsburg State	1996-99	
72	Gandy, Wayne (T) — Auburn	2003-05	
80	Garcia, Jim (DE) — Purdue	1967	
88	Gardner, Talman (WR) — Florida State	2003-04	
23	Garrett, Len (TE) — New Mexico Highlands	1973-75	
83	Gary, Russell (S) — Nebraska	1981-86	
97	Geathers, James (DE) — Wichita State	1984-89	
85	Chent, Ronnie (TE) — Louisville	1974	
8	Gibbs, Donnie (P) — Texas Christian	2007	
15	Gibson, Antonio (SS) — Cincinnati	1986-89, 92	
77	Gilbert, Darren (T) — Cal State-Fullerton	1985-88	
42,41	Gilliam, John (WR) — South Carolina State	1967-68, 77	
37	Gleason, Steve (S) — Washington State	2000-06	
29	Glenn, Vencie (S) — Indiana State	1991	
97	Glover, Andrew (TE) — Grambling State	2000	
97	Glover, La'Roi (DT) — San Diego State	1997-2001	
91	Goff, Robert "Pig" (DT) — Auburn	1990-95	
77	Goich, Dan (DT) — California	1971	
80	Goodlow, Eugene (WR) — Kansas State	1983-86	
86	Goodson, Jonathan (G) — Michigan	2006	
82	Gotschalk, Darren (TE) — Cal Lutheran	1987	
4	Gowin, Toby (P) — North Texas	2000-02	
4	Gramatica, Martin (K) — Kansas State	2007	
90	Granger, Hoyle (RB) — Mississippi State</		

92	Harris, Orien (DT) — Miami (Fla.)	2007-
86	Harris, Rod (WR) — Texas A&M	1989
86	Harrison, Victor (WR) — North Carolina	1987
88	Hart, Ben (S) — Oklahoma	1967
72	Hart, Jeff (T) — Oregon State	1976
53	Hart, Tommy (DE) — Morris Brown	1980
67	Harvey, George (G) — Kansas	1967
26	Harvey, Richard Jr. (LB) — Tulane	1995-97
88	Harvey, Richard Sr. (DB) — Jackson State	1971
88	Havenski, Andre (WR) — Georgia	1997-99
70, 74	Hasterding, Kevin (T) — Western Michigan	1989-91
86	Havrilak, Sam (WR) — Bucknell	1974
30	Hawthorne, Michael (CB) — Purdue	2000-03
29	Hayes, Billie (CB) — San Diego State	1972
89	Hayes, Mercury (WR) — Michigan	1996-97
92	Hayes, James (LB) — Mississippi Valley State	1984-89
81	Haynes, Michael (WR) — Northern Arizona	1994-96
97	Haynes, Michael (DE) — Penn State	2007
49	Hazelton, Major (DB) — Florida A&M	1970
3	Hebert, Bobby (QB) — Northwestern State	1985-89, 91-92
26	Heidel, Jimmy (S) — Mississippi	1967
19	Henderson, Devery (WR) — Louisiana State	2004
20	Henderson, Othello (S) — UCLA	1993-94
87	Herrmann, Don (WR) — Waynesburg	1975-77
84	Hester, Jim (TE) — North Dakota	1967-69
64	Hester, Ray (LB) — Tulane	1971-73
23	Hewitt, Chris (S) — Cincinnati	1997-99
45, 34	Heyward, Craig (FB) — Pittsburgh	1988-92
62	Hilgenberg, Jay (C) — Iowa	1993
61	Hilgenberg, Joel (C/G) — Iowa	1984-93
62	Hill, John (C) — Lehigh	1975-84
87	Hill, Lonzell (WR) — Washington	1987-90
81	Hill, Randall (WR) — Miami (Fla.)	1997
40, 21	Hilliard, Dalton (RB) — Louisiana State	1986-93
76	Hills, Ken (G/T) — Louisiana-Lafayette	1996-99
81, 86	Hilton, Zachary (TE) — North Carolina	2003-05
78	Hines, Glen Ray (T) — Arkansas	1971-72
24	Hoage, Terry (DB) — Georgia	1984-85
53	Hobbs, Billy (LB) — Texas A&M	1972
80	Hobbs, Daryl (WR) — Pacific	1997
12	Hobert, Bill (QB) — Washington	1997-99
98	Hodge, Milford (DE) — Washington State	1986
52	Hodge, Sedrick (LB) — North Carolina	2001-05
14	Hodson, Tom (QB) — Louisiana State	1995-96
57	Holden, Curtis (LB) — Washington State	2001
70	Holden, Sam (T) — Grambling State	1971
61	Holland, Montrae (G) — Florida State	2003-06
18	Hollas, Hugo (S) — Rice	1970-72
51	Holloway, Stan (LB) — California	1980
45	Holmes, Jack (RB) — Texas Southern	1978-82
27	Horn, Joe (WR) — Itawamba (Miss.) JC	2000-06
88	Hoskins, Derrick (S) — Southern Mississippi	1996
47	Houser, Kevin (LB) — Ohio State	2000-
68	Housman, Walter (T/G) — Upsala	1987
93	Howard, Darren (DE) — Kansas State	2000-05
29	Howard, Gene (CB) — Langston	1968-70
35	Howard, Reggie (CB) — Memphis	2000
20	Howell, Delles (CB) — Grambling State	1970-72
52	Huard, John (LB) — Maine	1971
70	Hubbard, Dave (T) — Brigham Young	1977
69	Hudson, Nat (G) — Georgia	1981
54	Hughes, Pat (LB) — Boston	1977-79
33	Hughes, Tyrone (CB) — Nebraska	1993-96
76	Hunt, Kevin (T) — Doane	1978
60	Hunt, Robert (G) — Virginia	1999
32	Hunter, Earnest (RB) — Southeast Oklahoma	1996
28	Hurley, Bill (DB) — Syracuse	1982-83
88	Hyatt, Fred (WR) — Auburn	1973

I

12	Ingram, Kevin (QB) — East Carolina	1987
27	Irvin, Ken (CB) — Memphis	2002
82	Ismail, Qadry (WR) — Syracuse	1998
21	Isaie, Steve (CB) — Pittsburgh	2001

J

30	Jackson, Ernie (CB) — Duke	1972-77
91	Jackson, Grady (DT) — Knoxville	2002-03
47	Jackson, Greg (S) — Louisiana State	1996
58	Jackson, Jonathan (LB) — Oregon State	2001
53	Jackson, Rickey (LB) — Pittsburgh	1981-93
82	Jackson, Willie (WR) — Florida	2000-01
52	Jacobs, Harry (LB) — Bradley	1970
64	Jacox, Kendyl (G/C) — Kansas State	2002-05
22	Jakes, Van (CB) — Kent State	1986-88
50	James, Philip (C) — Southern	1987

43	Jean-Batiste, Garland (FB) — Louisiana State	1987
80	Jeffries, Haywood (WR) — North Carolina State	1996
96	Jeffries, Dameian (DE) — Alabama	1995
72	Jenkins, Trezelle (T) — Michigan	1997
36	Jennings, Stanford (RB) — Furman	1991
68	Jetton, Paul (G) — Texas	1992-93
19	Johnson, Alonzo (WR) — Central State (Ohio)	1998
22	Johnson, Benny (CB) — Johnson C. Smith	1976
34	Johnson, Bobby (DB) — Texas	1983-84, 86
77	Johnson, Carl (G) — Nebraska	1972-73
6	Johnson, Dirk (P) — Northern Colorado	2002
21	Johnson, Earl (CB) — South Carolina	1985
82	Johnson, Eric (TE) — Yale	2007-
58	Johnson, J.R. (LB) — Syracuse	2002
94	Johnson, Joe (DE) — Louisville	1994-98, 2000-01
50	Johnson, John (LB) — Clemson	1995
45	Johnson, Nate (RB) — Texas Southern	1987
86	Johnson, Tony (TE) — Alabama	1996-98
95	Johnson, Trevor (DE) — Nebraska	2006
95	Johnson, Tyrone (WR) — Western State (Colo.)	1994
29	Johnson, Udrna (RB) — West Virginia	1989
53	Johnson, Vaughan (LB) — North Carolina State	1986-93
90	Johnson, Walter (LB) — Louisiana Tech	1989
36	Jones, Andrew (RB) — Washington State	1975-76
58	Jones, Brian (LB) — Texas	1995-96, 98
19	Jones, Charlie (WR) — Fresno State	2000
74	Jones, Clarence (T) — Maryland	1996-98
53	Jones, Donta (LB) — Nebraska	2000
95, 92	Jones, Ernest (DE) — Oregon	1985-98
89	Jones, Jamal (WR) — North Carolina A&T	2006
59	Jones, J.J. (LB) — Arkansas	2002
78	Jones, Jerry (T) — Bowling Green	1967-69
32	Jones, Kim (FB) — Colorado State	1976-79
86, 89	Jones, Mike (WR) — Tennessee State	1986-87, 89
20	Jones, Ray (DB) — Southern	1973
27	Jones, Reginald (CB) — Memphis	1991-94
23	Jones, Selwyn (CB) — Colorado State	1994
34	Jones, Tebucky (S) — Syracuse	2003-04
23	Jordan, Buford (FB) — McNeese State	1986-92
45	Jordan, Jimmy (RB) — Florida	1967
45	Joseph, Keith (RB) — Texas A&M	2006

K

43	Kaesviharn, Kevin (S) — Augustana (S.D.)	2007-
71	Kaplan, Ken (T) — New Hampshire	1987
44	Karney, Mike (FB) — Arizona State	2004
46	Kearney, Jim (S) — Prairie View A&M	1976
28	Kenton, Curtis (RB) — James Madison	2002
78	Keim, Mike (T) — Brigham Young	1991
30	Kelley, Les (RB) — Alabama	1967-69
47	Kelly, Mike (TE) — Davidson	1973
33, 24, 42, 27	Kelly, Rob (S) — Ohio State	1997-2000
5	Kempf, Florian (K) — Pennsylvania	1987
60	Kennard, Derek (G) — Nevada	1991-93
82	Kennison, Eddie (WR) — Louisiana State	1999
17	Kilmer, Billy (QB) — UCLA	1967-70
45	Kimbrough, Elbert (S) — Northwestern	1968
61	King, Ed (G) — Auburn	1995-97
53	Kingree, Rick (LB) — Tulane	1973-78
68	Kline, Alan (T) — Ohio State	1994-95
40	Knafelc, Greg (TE) — Notre Dame	1983
53	Knight, Roger (LB) — Wisconsin	2001-04
29	Knight, Sammy (S) — Southern California	1997-2002
78	Knight, Shawn (DE) — Brigham Young	1987
66	Knoves, David (T) — Indiana	1977
55	Kohlbrand, Joe (LB) — Miami (Fla.)	1985-89
43	Kopay, Dave (LB) — Washington	1971
60	Korte, Steve (C) — Arkansas	1983-90
52	Kovach, Jim (LB) — Kentucky	1979-85
89	Kramer, Kent (TE) — Minnesota	1967
9	Kramer, Tommy (QB) — Rice	1990
21	Krimm, John (S) — Notre Dame	1982
50	Kupp, Jake (G) — Washington	1967-75
67	Kuziel, Bob (C) — Pittsburgh	1972

L

64	Lafary, Dave (T) — Purdue	1977-85
39	LaGrand, Morris (RB) — Tampa	1975
96	Lake, Antwan (DT) — West Virginia	2006
14	LaPorta, Phil (T) — Penn State	1974-75
12	Laufenberg, Babe (QB) — Indiana	1986
82	Lawrie, Nate (TE) — Yale	2005-06
39	Lawson, Odell (RB) — Langston	1973-74
58	Leach, Scott (LB) — Ohio State	1987
74	Leach, William (G/T) — North Carolina State	1987
48	Leach, Vonta (RB) — East Carolina	2006

11	Lee, Bivian (CB) — Prairie View	1971-75
39	Lee, Carl (DB) — Marshall	1994
32	Lee, Mark (CB) — Washington	1991
43	Legette, Tyrone (CB) — Nebraska	1992-95
62	Leggett, Brad (C) — Southern California	1990-91
72	Leggett, Earl (DT) — Louisiana State	1967-68
75	Leiss, Rodney (DT) — UCLA	2004-06
52	Lemon, Mike (LB) — Kansas	1975
89	Lewis, Derrick (WR) — San Diego State	2002-03
93	Lewis, Gary (DT) — Oklahoma State	1983
22	Lewis, Gary (RB) — Arizona State	1970
24	Lewis, Marvin (RB) — Tulane	1982
84	Lewis, Michael (WR) — None	2001-05
98	Lewis, Reggie (DE) — San Diego State	1982-84
29	Lewis, Rodney (CB) — Nebraska	1982-84
3	Leybold, John (K) — None	1978
78	Linden, Errol (T) — Houston	1969-70
54	Lindsay, Dale (LB) — Western Kentucky	1973
7	Linhart, Tomi (K) — Austria Tech	1972
86	Lipps, Louis (WR) — Southern Mississippi	1992
20, 21	Little, Earl (DB) — Miami (Fla.)	1998-99
48	Livington, Andy (RB) — Phoenix (Ariz.) College	1969-70
61	Logan, Greg (G/T) — California	1987
0	Logan, Obert (S) — Trinity	1967
2	Lohmiller, Chip (K) — Minnesota	1995
89	Long, Dave (DE) — Iowa	1969-72
26	Looney, Joe Don (RB) — Oklahoma	1969
24	Lorick, Tony (RB) — Arizona State	1968-69
46	Lumpkin, Sean (S) — Minnesota	1992-96
88	Lusk, Hendrick (TE) — Utah	1986
43	Lyons, Dicky (S) — Kentucky	1970

Mc

23, 26, 32	McAfee, Fred (RB) — Mississippi College	1991-93, 2000-06
26	McAllister, Duane (RB) — Mississippi	2001-
36	McCall, Don (RB) — Southern California	1967-68, 70
19	McClard, Bill (K) — Arkansas	1973-75
13, 44	McCleskey, J.J. (WR/S) — Tennessee	1993-96
67	McCullum, Andy (G) — Toledo	1994-98
71, 75	McCormick, Dave (T) — Louisiana State	1967-68
51	McCoy, Larry (LB) — Lamar	1987
5	McCoy, Matt (LB) — San Diego State	2007
44	McCrary, Fred (FB) — Mississippi State	1997
80	McCulloch, Earl (WR) — Southern California	1974
36	McIntyre, Cory (RB) — West Virginia	2006
89	McGarity, Wayne (WR) — Texas	2001
18	McGeoghan, Phil (RB) — Maine	2003
49	McGill, Ralph (S) — Tulsa	1978-79
76	McGuire, Gene (C) — Notre Dame	1992
92	McIntosh, Toddrick (DE) — Florida State	1995
34, 43	McKenzie, Mike (CB) — Memphis	2004-
8	McKinnon, Ronald (LB) — North Alabama	2005
42	McLemore, Dana (DB) — Hawaii	1986
29	McMillian, Mark (CB) — Alabama	1996
27	McNeill, Rod (RB) — Southern California	1974-75
12	McNeill, Tom (P) — Stephen F. Austin	1967-69
5	McPherson, Adrian (QB) — Florida State	2005
25	McQuay, Leon (RB) — Tampa	1976

M

47	Mack, Cedric (CB) — Baylor	1992-93
24	Mack, Milton (CB) — Alcorn State	1987-91
8	Manning, Archie (QB) — Mississippi	1971-75, 77-82
91	Marchiol, Ken (LB) — Mesa State	1987
2	Mare, Olindo (K) — Syracuse	2007
75	Marrone, Doug (G) — Syracuse	1989
7	Marsalis, Jim (S) — Tennessee State	1977
23	Marshall, James (DB) — Jackson State	1980
59	Martin, Chris (LB) — Auburn	1983
22	Martin, D'Artagnan (CB) — Kentucky State	1971
84	Martin, Eric (WR) — Louisiana State	1985-93
10	Martin, Jamie (QB) — Weber State	2006-07
93	Martin, Wayne (DE/DT) — Arkansas	1989-99
86	Martini, Rich (WR) — Cal-Davis	1981
40	Massey, Robert (CB) — North Carolina Central	1989-90
23	Matisis, Kevin (CB) — Texas A&M-Commerce	2000-01
56	Matisis, Reggie (LB) — Oklahoma	1979-80
35	Mathews, Henry (RB) — Michigan State	1973
64	Maurer, Andy (G) — Oregon	1974
84	Mauri, Rich (WR) — Penn State	1977-80, 82-83
8	Maxie, Brett (S) — Texas Southern	1985-93
28	Maxson, Alvin (RB) — Southern Methodist	1974-76
75	Mayberry, Jermaine (G) — Texas A&M Kingsville	2005
22	Mayes, Michael (CB) — Louisiana State	1982
36	Mayes, Rueben (RB) — Washington State	1986-88, 90
17	Meachem, Robert (WR) — Tennessee	2007-

80	Meier, Shad (TE) — Kansas State	2005
51, 53	Melton, Terrence (LB) — Rice	2004-06
80	Mertkens, Guido (QB/WR/DB) — Sam Houston State	1980-85
57	Merlo, Jim (LB) — Stanford	1973-74, 76-79
71	Merrill, Casey (DT) — Cal-Davis	1986
70	Meseroll, Mark (T) — Florida State	1978
92, 99	Mickell, Darren (DE) — Florida	1996-97, 99
14	Middleton, Rick (LB) — Ohio State	1974-75
10	Mike-Marley, Steve (K) — Maryland	1978
83	Miller, Billy (TE) — Southern California	2006
67	Miller, Bubba (C/G) — Tennessee	2002
84	Miller, Junior (TE) — Nebraska	1984
69	Miller, Les (DT) — Fort Hays State	1991-94
80	Miller, Mike (WR) — Tennessee	1985
51	Mills, Sam (LB) — Montclair State	1986-94
0	Milne, Brian (FB) — Penn State	2000
32	Minor, Lincoln (RB) — New Mexico State	1973
88	Mitchell, Derrell (WR) — Texas Tech	1994
83	Mitchell, Johnny (TE) — Nebraska	2001
50	Mitchell, Keith (LB) — Texas A&M	1997-01
50	Mitchell, Kevin (LB) — Syracuse	1998-1999
50	Mitchell, Marvin (LB) — Tennessee	2007-
40	Mitchell, Mel (S) — Western Kentucky	2002-05
25	Molden, Alex (CB) — Oregon	1996-2000
77	Monroe, Derrius (DE) — Virginia Tech	2002
77	Montgomery, Marv (T) — Southern California	1976-77
24	Montgomery, Monty (S) — Houston	2004
74	Moore, Doug (DE) — Whittier	1971-72
74	Moore, Derland (DT) — Oklahoma	1973-85
95	Moore, Eric (DE) — Florida State	2006
32	Moore, Jerald (RB) — Oklahoma	2000
25	Moore, Jerry (S) — Arkansas	1973-74
16	Moore, Lance (WR) — Toledo	2005-
21	Moore, Reynaud (CB) — UCLA	1971
73	Mooring, John (T) — Tampa	1974
57	Morgan, Mike (LB) — Louisiana State	1969-70
77	Morris, Chris (T) — Indiana	1975
76	Morrison, Don (T) — Texas-Arlington	1971-77
35	Morse, Bobby (FB) — Michigan State	1989-91
30	Morton, Chad (RB) — Southern California	2000
42	Muncie, Chuck (RB) — California	1976-80
22	Muster, Brad (FB) — Stanford	1993-94
37	Myers, Tommy (S) — Syracuse	1972-81
55	Myles, DeShone (LB) — Nevada	2001

N

65	Naeole, Chris (G) — Colorado	1997-01
55	Nairne, Rob (LB) — Oregon	1981-83
23, 22	Neal, Lorenzo (FB) — Fresno State	1993-96
87, 68	Neal, Todd (DE) — Southern	1969-72, 78
36	Ned, Derrick (FB) — Grambling State	1993-95
67	Nesbit, Jamar (G/T) — South Carolina	2004-
24	Nevett, Elijah (CB) — Clark Atlanta	1967-70
64	Newkirk, Robert (DE) — Michigan State	1999
41	Newland, Bob (WR) — Oregon	1971-74
30	Newman, Anthony (S) — Oregon	1995-97
86	Newman, Patrick (WR) — Utah State	1991-93
78	Neswome, Billy (DE) — Grambling State	1973-74
31	Neswome, Richard (S) — Michigan State	2001
38	Nicholson, Calvin (CB) — Oregon State	1989-91
93	Ninkovich, Rob (DE) — Purdue	2006

ALL-TIMEROSTER

52	Palmer, Dick (LB) — Kentucky	1972-73
75	Palmer, Emile (DT) — Syracuse	1996
42,88	Parker, Joel (WR) — Florida	1974-75, 77
96	Parker, Steve (DE) — Idaho	1980
83	Parks, Dave (TE) — Texas Tech	1968-72
17	Partridge, Rick (P) — Utah	1979
80	Pathon, Jerome (WR) — Washington	2002-04
81	Patten, David (WR) — Western Carolina	2007-51
88	Pattison, Mark (WR) — Washington	1987-88
51	Paul, Whitney (LB) — Colorado	1982-85
53	Pellier, Scott (LB) — Washington State	1981-85
71	Perot, Percy (G) — Northwestern State	1985
60	Perriman, Brett (WR) — Miami (Fla.)	1988-90
39	Perry, Darren (S) — Penn State	2000
32	Perry, Vernon (S) — Jackson State	1983
33	Perry, Wilmont (RB) — Livingstone	1998-99
79	Pettiti, Rob (T) — Pittsburgh	2006
45	Petry, Stan (CB) — Texas Christian	1991
34	Phillips, Jess (RB) — Michigan State	1973-74
43	Phillips, Jim (CB) — North Texas	1989
37	Philyaw, Dimo (RB) — Oregon	1999
76	Pietrzak, Jim (C) — Eastern Michigan	1979-84
75	Pittman, Julian (DT) — Florida State	1998
25	Pitsh, Elijah (RB) — Philander Smith	1970
85	Poage, Ray (TE) — Texas	1967-70
25	Poe, Johnnie (CB) — Missouri	1981-87
82	Pollard, Bob (DE) — Weber State	1971-77
83	Poole, Keith (WR) — Arizona State	1997-2000
88	Poole, Nate (WR) — Marshall	2005
70	Port, Chris (GT) — Duke	1991-95
59	Porter, Rufus (LB) — Southern	1995-96
40	Powell, Marvin (FB) — Southern California	1999
33	Prece, Steve (DB) — Oregon State	1969
75	Price, Elx (DT) — Alcorn State	1973-80
70	Price, Marcus (T) — Louisiana State	2000-01
23	Profit, Joe (RB) — Louisiana-Monroe	1973
65	Pruddhomme, Remi (G/C) — Louisiana State	1971-72

R

47	Rackley, David (DB) — Texas Southern	1985
21	Ramsey, Nate (S) — Indiana	1973
16	Ramsey, Steve (QB) — North Texas	1970
86	Rasby, Walter (TE) — Wake Forest	2003
86	Rasley, Rocky (QB) — Oregon State	1974
22	Ray, Ricky (CB) — Norfolk State	1979-80
21	Reaves, Ken (CB) — Norfolk State	1974
56	Rebbow, Rusty (LB) — Nicholls State	1978
58	Redd, Glen (LB) — Brigham Young	1981, 83-86
86	Redd, Jake (WR) — Grambling State	2000, 02
60	Reese, Don (DE) — Jackson State	1978-80
39	Reis, Chris (S) — Georgia Tech	2007
75	Rengel, Mike (DT) — Hawaii	1969
76	Reyes, Tutan (T) — Mississippi	2000-02
84	Rhem, Steve (WR) — Minnesota	1994-95
55	Ricardo, Benny (K) — San Diego State	1980-81
75	Rice, Floyd (LB) — Alcorn State	1978
84	Richey, Mike (T) — North Carolina	1970
86	Riley, Victor (T) — Auburn	2002-04
14	Rissordan, Tim (QB) — Temple	1987
47	Rizzmillan, Ray (T) — Georgia	1967
82	Rivers, Marcellus (TE) — Oklahoma State	2006
83	Roaches, Carl (KR) — Texas A&M	1985
77	Roaf, William (T) — Louisiana Tech	1993-2001
95	Robbins, Austin (DT) — North Carolina	1996-99
27	Roberts, Walt (WR) — San Jose State	1967
70	Robinson, Craig (T) — Houston	1972-73
47	Robinson, Virgil (RB) — Grambling State	1971-72
34	Rodenberger, Jeff (FB) — Maryland	1987
59	Rodgers, Derrick (LB) — Arizona State	2003-04
54	Roe, Bill (LB) — Colorado	1987
41	Rogers, George (RB) — South Carolina	1981-84
38	Rogers, Jimmy (RB) — Oklahoma	1980-84
26	Rogers, Steve (RB) — Louisiana State	1995
75	Rollins, Barton (G) — Louisiana Tech	1974
44	Rose, George (CB) — Auburn	1967
75	Ross, Scott (LB) — Southern California	1991
78	Roth, Tom (C/G) — Southern Illinois	1994
70	Rourke, Jim (T) — Boston College	1985
54	Roussel, Tom (LB) — Southern Mississippi	1971-72
76	Rowe, Dave (DT) — Penn State	1967-70
3	Royals, Mark (P) — Appalachian State	1997-98
6	Ruff, Orlando (LB) — Furman	2003-04
54	Ryzczek, Paul (C) — Virginia	1981

S

99	Sagalopulote, Pio (DT) — San Diego State	1997
68	Saindon, Pat (G) — Vanderbilt	1986
73	Sandeman, Bill (T) — Pacific	1967
74	Sanderson, Scott (G/T) — Washington State	2001-02
51	Saul, Bill (LB) — Penn State	1969
93	Savage, Josh (DE) — Utah	2007
85	Savoie, Nicky (TE) — Louisiana State	1997
83	Scates, Greg (TE) — Wake Forest	1988-91
21	Scarpatti, Joe (DB) — North Carolina State	1970
24	Scott, Bryan (S) — Penn State	2006
63	Schmidt, Roy (G) — Long Beach State	1967-68
40	Schmidt, Terry (CB) — Ball State	1974-75
65	Schreiber, Adam (G) — Texas	1985
33	Schultz, Randy (RB) — Northern Iowa	1967-68
91	Schumacher, Kurt (G) — Ohio State	1975-77
48	Schwartz, Don (S) — Washington State	1978-80
60	Schweida, Brian (DE) — Kansas	1967-68
74	Sciffes, Steve (T) — Wyoming	1999
12	Scott, Bobby (QB) — Tennessee	1973-82
80	Scott, Lindsay (WR) — Georgia	1982-85
87	Scott, Malcolm (TE) — Louisiana State	1987
84	Seal, Paul (TE) — Michigan	1974-76
63	Seatterstrom, Chad (G) — Northern Iowa	2004-06
28	Shabazz, Sideeq (SB) — New Mexico State	2005
58	Shanle, Scott (LB) — Nebraska	2006
70	Shaw, Bob (WR) — Winston-Salem State	1970
76	Shaw, Rickie (T) — North Carolina	1993
89	Shepard, Derrick (WR) — Oklahoma	1989
67	Shiners, John (G) — Xavier (Ohio)	1969-71
53	Shuler, Heath (QB) — Tennessee	1997-98
28	Shy, Don (RB) — San Diego State	1969
71	Siglar, Ricky (T) — San Jose State	1997-98
51	Simmons, Brian (LB) — North Carolina	2007
53	Simmons, Dave (LB) — Georgia Tech	1967
25	Simmons, Jerry (WR) — Bethune-Cookman	1967
96	Simmons, Michael (DE) — Mississippi State	1989-90
53	Simoneau, Mark (LB) — Kansas State	2006
54	Simonini, Ed (LB) — Texas A&M	1982
79	Slaughter, Chuck (T) — South Carolina	1982
53	Slaughter, T.J. (LB) — Southern Mississippi	2005
88, 48	Sloan, David (TE) — New Mexico	2002-03
81, 84	Slutzker, Scott (TE) — Iowa	1998-99
83	Small, Torrance (WR) — Alcorn State	1992-96
99	Smeenge, Joel (DE/LB) — Western Michigan	1990-94
32	Smith, Antowain (RB) — Houston	2005
31	Smith, Brady (DE) — Colorado State	1996-99
90	Smith, Cedric (FB) — Florida	1991
54	Smith, Darrin (LB) — Miami (Fla.)	2000-04
24	Smith, Dwight (S) — Akron	2005
82	Smith, Irv (TE) — Notre Dame	1993-97
90	Smith, Kenny (DT) — Alabama	2001-04
36, 26	Smith, Lamar (RB) — Houston	1998-99, 2003
66	Smith, Royce (G) — Georgia	1972-73
99	Smith, Shaun (DT) — South Carolina	2004
44	Smith, Terrelle (FB) — Arizona State	2000-03
52	Smith, Vinson (LB) — East Carolina	1998-99
91	Smith, Will (DE) — Ohio State	2004
11	South, Ronnie Lee (QB) — Arkansas	1968
33	Spears, Ernest (S) — Southern California	1990
37	Spencer, Jimmy (CB) — Florida	1992-95
29	Spencer, Maurice (CB) — North Carolina Central	1974-76, 78
47	Spivey, Mike (CB) — Colorado	1980-81
16	Stabler, Ken (QB) — Alabama	1982-84
89	Stachelski, Dave (TE) — Boise State	2000-01
83	Stallworth, Donate (WR) — Tennessee	2002-05
90	Stanley, Israel (DE) — Arizona State	1995
32	Stanch, Scott (RB) — UCLA	1981
27	Stecker, Aaron (RB) — Western Illinois	2004
27	Stemrick, Greg (CB) — Colorado State	1983
22	Stevens, Howard (RB) — Louisville	1973-74
26	Stewart, Jimmy (S) — Tulsa	1977
87	Stickles, Monty (TE) — Notre Dame	1968
68	Stieve, Terry (G) — Wisconsin	1976-77
78	Stinchcomb, Jon (T) — Georgia	2003
55	Stinok, Tom (LB) — Michigan	1972
91	Stokes, Fred (DE) — Georgia Southern	1996
83	Stonebreaker, Mike (LB) — Notre Dame	1994
78	Stonebreaker, Steve (LB) — Detroit	1967-68
23	Stoutmier, Omar (S) — Fresno State	2006
49	Stovens, Tommie (TE) — Missouri	1992-93
33	Strachan, Mike (RB) — Iowa State	1975-80
58	Strand, Eli (G) — Iowa State	1967
64	Strief, Zach (T) — Northwestern	2006
42	Strong, Jim (RB) — Houston	1971-72
41	Strong, William (CB) — North Carolina State	1995-96
73	Sturm, Jerry (T/C) — Illinois	1967-70
68	Sturt, Fred (G) — Bowling Green	1978-81

97	Sullivan, Johnathan (DT) — Georgia	2003-05
60	Sutherland, Doug (G) — Wisconsin-Superior	1970
20	Sutton, Jon (CB) — New Mexico	1987
29	Sutton, Reggie (CB) — Miami (Fla.)	1987-88
14	Swetcan, Karl (QB) — Wake Forest	1968
56	Swilling, Pat (LB) — Georgia Tech	1986-92
79	Swiney, Clovis (DT) — Arkansas State	1970
69	Swoopes, Pat (DT) — Mississippi State	1987-89
15	Szaro, Rich (K) — Harvard	1975-78
88	Szymakowski, Dave (WR) — West Texas A&M	1968

T

72	Talburt, Don (T) — Texas	1969-70
22	Taylor, Derrick (S) — North Carolina State	1987
71	Taylor, James (T) — Missouri	1978-81
91	Taylor, Jim (RB) — Louisiana State	1967
29	Taylor, Keith (S) — Illinois	1992-93
77	Taylor, Mike (T) — Southern California	1969-70
78	Terrell, Maryl (T) — Southern Mississippi	1999-2001
50	Terry, Corey (LB) — Tennessee	2000
86	Thaxton, James (TE) — Tennessee State	1976-77
28	Thomas, Anthony (RB) — Michigan	2005
23	Thomas, Charlie (K) — Tennessee State	1975
85	Thomas, Curtland (WR) — Missouri	1987
82	Thomas, Fred (CB) — Tennessee-Martin	2000-07
79	Thomas, Henry (G) — Texas State	1987
89	Thomas, Hollis (DT) — Northern Illinois	2006
89	Thomas, Joe (WR) — Mississippi Valley State	1987
33	Thomas, Joey (CB) — Montana State	2005
14	Thomas, Levan (WR) — Georgia Tech	2005
17	Thomas, Pierre (RB) — Illinois	2007
17	Thomas, Speedy (WR) — Utah	1973-74
89	Thompson, Aundra (WR) — Texas A&M-Commerce	1981-82
37	Thompson, Bennie (S) — Grambling	1989-91
27	Thompson, Bobby (S) — Arizona	1969
65	Thompson, Dave (T) — Clemson	1974-75
96	Thorp, Don (DT) — Illinois	1984
33	Thurman, Junior (DB) — Southern California	1987
82	Tice, John (TE) — Maryland	1983-92
74	Tillman, Mike (DT) — Montana	1967-70
71	Tillman, Faddie (DT) — Boise State	1972
11, 14	Todd, Richard (QB) — Alabama	1984-85
54	Tolles, Alvin (LB) — Tennessee	1985-88
11	Toiver, Billy Joe (QB) — Texas Tech	1998-2000
90	Toussaint, Jared (DE) — Nebraska	1997-2000
32	Toussaint, Darrell (DB) — Northwestern State	1987
71	Townes, Willie (DE) — Tulsa	1970
65	Trapiro, Steve (G) — Boston College	1987-90, 92
54	Tubbs, Winfred (LB) — Texas	1994-97
58	Tupaiga, Joe (LB) — San Diego State	1999
26	Tullis, Willie (CB) — Troy State	1985-86
68	Turley, Kyle (G/T) — San Diego State	1998-2002
97	Turnbull, Renaldo (DE/LB) — West Virginia	1990-96
88	Turner, Floyd (WR) — Northwestern State	1989-93
86	Twyner, Gunnard (WR) — Western Illinois	1997
42	Tyler, Toussaint (RB) — Washington	1981-82

U

62	Uhlenhake, Jeff (C) — Ohio State	1994-95
----	----------------------------------	---------

V

35	Van Wagner, Jim (FB) — Michigan Tech	1978
52	Vanderbundt, Skip (LB) — Oregon State	1978
78	Vandersea, Phil (LB) — Massachusetts	1967
19	Verdon, Jimmy (DE) — Arizona State	2005
66	Verstegen, Mike (G) — Wisconsin	1995-97

W

70	Wagner, Terrence (C) — Sacramento State	2003
87	Wainright, Frank (TE) — Northern Colorado	1991-93
83	Walker, Dwight (WR) — Nicholls State	1987
78	Walker, Jeff (G) — Memphis	1988-89
80	Walker, Mike (DE) — Tulane	1971
5	Walls, Wesley (TE) — Mississippi	1994-95
4	Walsh, Steve (QB) — Miami (Fla.)	1990-93
21	Ward, Carl (S) — Michigan	1969
72	Ward, Chris (T) — Ohio State	1984
58	Ward, Phillip (LB) — UCLA	2000
98	Warner, Ron (LB) — Kansas	1998
73	Warren, Frank (DE) — Auburn	1981-89, 91-94
55	Washington, Dave (LB) — Alcorn State	1980
26	Washington, Mickey (CB) — Texas A&M	1997

ALL-TIMEROSTER

88	Waters, Mike (TE) — San Diego State	1987
57	Watson, Courtney (LB) — Notre Dame	2004-05
75	Watson, John (T) — Oklahoma	1977-79
61	Watson, Mike (T) — Miami (Ohio)	1977
44	Wattlet, Frank (S) — Kansas State	1981-87
64	Wayne, Fred (CB) — Notre Dame	1980-89
42, 24	Weary, Fred (CB) — Florida	1998-2001
7	Weatherford, Steve (P) — Illinois	2006
85	Weatherspoon, Cephus (WR) — Fort Lewis College	1972
56	Weissenhofer, Ron (LB) — Notre Dame	1987
42	Welch, Claxton (RB) — Oregon	1970
54	Wendly, Josh, Joe (C) — Illinois	1967-68
60	Westbrooks, Greg (LB) — Colorado	1975-77
84	Wheatley, Austin (TE) — Iowa	2000
39	Wheelwright, Ernie (RB) — Southern Illinois	1967-70
71	Whitaker, Creston (WR) — North Texas	1972
79	White, Mitch (T) — Oregon State	2001
98	Whitehead, Willie (DE/DT) — Auburn	1999-2006
23	Whitsett, Dave (CB) — Indiana	1967-69
59	Whittingham, Fred (LB) — Cal Poly-San Luis Obispo	1967-68
23	Whittle, Ricky (RB) — Oregon	1996
60	Wickert, Tom (G) — Washington State	1975-76
49	Wicks, Bob (WR) — Utah State	1974
47	Wilcox, Josh (TE) — Oregon	1998-99
94	Wilks, Jim (DE/DT) — San Diego State	1981-93
62	Williams, Boo (TE) — Arkansas	2001-04
51	Williams, Brian (LB) — Southern California	2001
81	Williams, Brooks (TE) — North Carolina	1978-81
61	Williams, Del (G) — Florida State	1967-73
90	Williams, James (LB) — Mississippi State	1990-94
24	Williams, Joe (RB) — Wyoming	1972
45	Williams, John (FB) — Wisconsin	1986
66	Williams, Larry (G) — Notre Dame	1991
96	Williams, Melvin (DE) — Kansas State	2003-04
69	Williams, Ralph (G) — Southern	1985-86
86	Williams, Richard (WR) — Abilene Christian	1974
34	Williams, Ricky (RB) — Texas	1999-2001
21	Williams, Robert (CB) — North Carolina	1999
63	Williams, Wally (G) — Florida A&M	1999-2002
65	Williams, Willie (T) — Louisiana State	1987
63	Willis, Donald (G) — North Carolina A&T	1995-97
89	Willis, Len (WR) — Ohio State	1977
4	Wilmsmeyer, Klaus (P) — Louisville	1995-96
18	Wilson, Dave (QB) — Illinois	1981, 83-89
42, 24	Wilson, Jerry (CB) — Southern	2001-02
40	Wilson, Ray (S) — New Mexico	1994
80	Wilson, Robert (WR) — Florida A&M	2000-01
45	Wilson, Tim (FB) — Maryland	1983-84
79, 92	Wilson, Troy (DE) — Pittsburg State	1998-99
18	Wilson, Wade (QB) — Texas A&M-Commerce	1993-94
30	Wilson, Wayne (FB) — Shepherd	1979-86
71	Winans, Jeff (DT) — Southern California	1976
80	Winslow, Doug (WR) — Drake	1973
9	Winslow, George (P) — Villanova	1989
92	Winston, DeMont (LB) — Vanderbilt	1990, 92-94
56	Winston, Dennis (LB) — Arkansas	1982-85
68	Winther, Wimpy (C) — Mississippi	1972
72	Woerner, Scott (DB) — Georgia	1987
19	Wood, Gary (QB) — Cornell	1967
73	Wood, John (DE) — Louisiana State	1973
95	Woodard, Cedric (DT) — Texas	2005
65	Woods, Robert (T) — Tennessee State	1977-80
47	Woodson, Marv (S) — Indiana	1969
34	Word, Barry (RB) — Virginia	1987-88
7	Wuerfelt, Danny (QB) — Florida	1997-99
23	Wyatt, Doug (S) — Tulsa	1970-72
98	Wynn, Renaldo (DT/DE) — Notre Dame	2007

ALL-TIME NUMERICAL ROSTER

0	Obert Logan (S)1967
00	Ken Burrough (WR)1970
1	Gary Yepremian (K)1979 Benny Ricardo (K)1980-81 Martin Gramatica (K)2007
2	Chip Lohmiller (K)1995 Aaron Brooks (QB)2000-05 Olindo Mare (K)2007
3	Skip Butler (K)1971 John Leyppoldt (K)1978 Bobby Hebert (QB)1985-89,91-92 Mark Royals (P)1997-98 John Carney (K)2001-06 Tyler Palko (QB)2007
4	Mike Cofer (K)1987 Steve Walsh (QB)1990-93 Klaus Wilmsmeyer (P)1995-96 Toby Gowin (P)2000-02 Todd Bouman (QB)2003-05 Billy Cundiff (K)2006
5	Florian Kempf (K)1987 Heath Shuler (QB)1997-98 Adrian McPherson (QB)2005
6	Tommy Barnhardt (P)1987,89-94,99 Dirk Johnson (P)2002
7	Toni Linhart (K)1972 Guy Benjamin (QB)1980 Morten Andersen (K)1982-94 Danny Wuertfel (QB)1997-99 Steve Weatherford (P)2006
8	Archie Manning (QB)1971-75,77-82
9	Happy Feller (K)1972-73 George Winslow (P)1989 Tommy Kramer (QB)1990 Jake Delhomme (QB)1998-99 Drew Brees (QB)2006

10	Charlie Durkee (K)1967-68,71-72 John Fagan (P)1970-72 Steve O'Neal (P)1973 Bobby Douglass (QB)1976-77 Tom Jurich (K)1978 Steve Mike-Mayer (K)1978 Brian Hansen (P)1984-88 Tommy Barnhardt (P)1987,89-94 Cary Blanchard (K)1992 Doug Brien (K)1995-2000 Jamie Martin (QB)2006-07
11	Ronnie South (QB)1968 Jim Ninowski (QB)1969 Bivian Lee (CB)1971-75 Ed Burns (QB)1978-80 Richard Todd (QB)1984 John Fourcade (QB)1987-90 Billy Joe Tolliver (QB)1998-2000 Jason Fife (QB)2006
12	Tom McNeill (P)1967-69 Bobby Scott (QB)1973-82 Babe Laufenberg (QB)1986 Kevin Ingram (QB)1987 Billy Joe Hobert (QB)1997-99 Jake Delhomme (QB)2000-02 Marques Colston (WR)2006
13	Larry Cipa (QB)1974-75 McCleskey, J.J. (WR/S)1993 Doug Nussmeier (QB)1994-97 Kerry Collins (QB)1998
14	Karl Sweetan (QB)1968 Edd Hargett (QB)1969-72 Russell Erxleben (K/P)1979-83 Richard Todd (QB)1985 Tim Riordan (QB)1987 Tom Hodson (QB)1995-96 J.T. O'Sullivan (QB)2002-04 Levon Thomas (WR)2005
15	Gary Cuzzo (QB)1967 Charlie Durkee (QB)1967-68,71-72 Bob Davis (QB)1973 Donnie Gibbs (P)1974 Rich Szaro (K)1975-78 Toni Fritsch (K)1982
16	Bo Burris (S)1967-69 Steve Ramsey (QB)1970 Ken Stabler (QB)1982-84 Tom Blanchard (P)1974-78 Mike Buck (QB)1990-93 Lance Moore (WR)2005

17	Billy Kilmer (QB)1967-70 Rick Partridge (P)1979 Speedy Thomas (WR)1973-74 Jim Everett (QB)1994-96 Mitch Berger2003-05 Robert Meachem (WR)2007
18	Hugo Hollas (S)1970-72 Dave Wilson (QB)1981,83-89 Wade Wilson (QB)1993-94 Terry Guess (WR)1996 Jeff Blake (QB)2000-01 Phil McGeoghan (WR)2003 Terrance Copper (WR)2006
19	Gary Wood (QB)1967 Tom Dempsey (K)1969-70 Bill McClard (K)1973-75 Guido Merkens (QB/WR/DB)1980-85 Brett Bech (WR)1996 Alonzo Johnson (WR)1998 Charlie Jones (WR)2000 Devery Henderson (WR)2004-06
20	George Youngblood (S)1967-68 Delles Howell (CB)1970-72 John Wood (DE)1973 Eric Felton (CB)1978-80 Russell Gary (S)1981-86 John Sutton (CB)1987 Othello Henderson (S)1993-94 Derek Brown (RB)1995-96 Earl Little (CB)1998 Terry Allen (RB)2000 Jay Bellamy (S)2001-07
21	John Douglas (CB)1967-68 Carl Ward (S)1969 Joe Scarpatti (DB)1970 Reynaud Moore (CB)1971 Nate Ramsey (S)1973 Ken Reaves (CB)1974 Greg Boyd (S)1974 David Gray (DB)1979 John Krimm (S)1982 Earl Johnson (CB)1985 Dalton Hilliard (RB)1987-93 Derek Brown (RB)1993-94 Eric Allen (CB)1995-97 Earl Little (CB)1999 Robert Williams (CB)1999 Steve Israel (CB)2001 Dale Carter (CB)2002-03 Jason Craft (CB)2004
22	Charlie Brown (RB)1967-68 Gary Lewis (RB)1970 Elijah Pitts (RB)1970 D'Artagnan Martin (CB)1971 Howard Stevens (RB)1973-74 Benny Johnson (CB)1976 Ricky Ray (CB)1979-80 Tyronne Anthony (RB)1984-85

Van Jakes (CB)1986-88 Derrick Taylor (S)1987 Michael Mayes (CB)1989 Bill Fenerty (RB)1990-91 Rick Muster (FB)1993-94 Lorenzo Neal (FB)1995-96 Tyronne Drakeford (CB)1998-99 Fred Thomas (CB)2000-07	
23	Dave Whitsell (CB)1967-69 Doug Wyatt (S)1970-72 Joe Profit (RB)1973 Charlie Thomas (KR)1975 Craig Cassidy (DB)1977 James Marshall (DB)1980 Buford Jordan (FB)1986-92 Lorenzo Neal (FB)1993-94 Ricky Whittle (RB)1996 Chris Hewitt (S)1997-99 Kevin Mathis (CB)2001 Victor Green (S)2003 Fred Booker (CB)2005 Omar Stoutmire (S)2006 Pierre Thomas (RB)2007
24	Elijah Nevelt (CB)1967-70 Margene Adkins (WR)1972 Joe Williams (RB)1972 Johnny Fuller (S)1973-75 Clarence Chapman (CB)1976-80 Marvin Lewis (RB)1982 Terry Hoage (DB)1984-85 Scott Woerner (DB)1987 Milton Mack (CB)1987-91 Derek Brown (RB)1993 Mario Bates (RB)1994-97 Rob Kelly (S)1998 Fred Weary (CB)1999-2001 Monty Montgomery (S)2004 Dwight Smith (S)2005 Bryan Scott (S)2006 Chris Barclay (RB)2007
25	Jerry Simmons (WR)1967 Al Dodd (WR)1969-71 Jerry Moore (S)1973-74 Leon McQuay (RB)1976 Wade Bosarge (DB)1977 Johnnie Poe (CB)1981-87 Fred McAfee (RB)1991-93, 2001-05 Alex Molden (CB)1996-2000 Reggie Bush (RB)2006
26	Jimmy Heidel (S)1967 Joe Don Looney (RB)1969 Richard Harvey, Sr. (DB)1971 Steve Rogers (RB)1975 Jimmy Stewart (S)1977 Jitter Fields (PR)1984 Willie Tullis (CB)1985-86 Stacey Dawsey (WR)1987 Vince Buck (DB)1990-95 Mickey Washington (CB)1997 Lamar Smith (RB)1999 Corey Harris (CB)2000 Fred McAfee (RB)2000 Deuce McAllister (RB)2001

27	Walt Roberts (WR)1967 Bobby Thompson (S)1969 Rod McNeill (RB)1974-75 Ray Brown (S)1978-80 Greg Stemrick (CB)1983 Antonio Gibson (S)1986-89,92 Reginald Jones (CB)1991-94 Selwyn Jones (CB)1994 Yashone Adams (S)1997 Rob Kelly (S)2000 Ken Irvin (CB)2002 James Fenderson (RB)2002-03 Aaron Stecker (RB)2004
28	Ross Fichtner (S)1968 Don Sly (RB)1969 James Ford (RB)1971-72 Alvin Maxson (RB)1974-76 Bill Hurley (DB)1982-83 Greg Harding (DB)1984 Gene Atkins (S)1987-93 Derrick Hoskins (S)1996 Troy Davis (RB)1997-99 Chris Oldham (S)2000-01 Curtis Keaton (RB)2002 Deveron Harper (DB)2003-04 Sideeq Shabazz (S)2005 Anthony Thomas (RB)2005 DeJuan Groce (CB)2006
29	Ray Ogden (WR)1967 Gene Howard (CB)1968-70 Billie Hayes (CB)1972 Maurice Spencer (CB)1974-76,78 Rodney Lewis (CB)1982-84 Reggie Sutton (CB)1987-88 Udra Johnson (RB)1989 Vencie Glenn (S)1991 Keith Taylor (S)1992-93 Vinnie Clark (CB)1994 Mark McMillian (CB)1996 Sammy Knight (S)1997-2002 Keyuo Craver (CB)2003 Josh Bullocks (S)2005
30	Les Kelley (RB)1967-69 Bob Shaw (WR)1970 Bill Harris (RB)1971 Ernie Jackson (CB)1972-77 Wayne Wilson (FB)1979-86 Vincent Alexander (FB)1987 Cedric Smith (FB)1991 Anthony Newman (S)1995-97 Je'Rod Cherry (DB)1998-99 Chad Morton (RB)2000 Fred McAfee (RB)2006
31	Jim Taylor (RB)1967 Richard Newsome (S)2001
32	Tom Barrington (RB)1967-70 Lincoln Minor (RB)1973 Jim DeRatt (DB)1975

Kim Jones (FB)1976-79 Scott Stauch (RB)1981 Vernon Perry (S)1983 Darrell Toussaint (DB)1987 Paul Frazier (RB)1989 Mark Lee (CB)1991 Vaughn Dunbar (RB)1992,94-95 Earnest Hunter (RB)1996 Aaron Craver (RB)1998-99 Jerald Moore (RB)2000 Ki-Jana Carter (DB)2003-04 Antiovaiah Smith (RB)2005 Fred McAfee (RB)2006	
33	Randy Schultz (RB)1967-68 Steve Preece (DB)1969 Mike Strachan (RB)1975-80 Kevin Gary (DB)1982 Junior Thurman (DB)1987 Ernest Spears (S)1990 Tyronne Hughes (CB)1993-96 Rob Kelly (S)1997 Wilmont Perry (RB)1998-99 Moran Norris (FB)2001-02 Ashley Ambrose (CB)2003-04 Jesse Chatman (RB)2005 Joey Thomas (CB)2005 Keith Joseph (RB)2006
34	Tony Loric (RB)1968-69 Carlos Bell (TE)1971 Jess Phillips (RB)1973-74 Tony Galbreath (RB)1976-80 Bobby Johnson (DB)1983-84,86 Jeff Rodenberger (FB)1987 Barry Wood (RB)1987-88 Craig Heyward (RB)1989-92 Ray Zellars (FB)1995-98 Tebucky Jones (S)2003-04 Ricky Williams (RB)1999-2001 Mike McKenzie (CB)2005
35	Ted Davis (LB)1967-69 Jim Otis (RB)1970 Bob Gresham (RB)1971-72 Henry Matthews (RB)1973 Jim Van Wagner (FB)1978 Earl Campbell (RB)1984-85 Bobby Morse (FB)1989-91 Shane Palukoa (S)1995 Reggie Howard (CB)2000 Chris Canty (CB)2000 Fakhir Brown (CB)2002-05 Jamaal Branch (RB)2006-07
36	Don McCall (RB)1967-68,70 Dick Davis (RB)1970 Vic Nyval (RB)1970 Don Burchfield (TE)1971 Bob Brown (TE)1972-73 Andrew Jones (RB)1975-76 Greg Boykin (RB)1977 Rueben Mayes (RB)1986-88,90 Stanford Jennings (RB)1991 Derrick Ned (FB)1993-95 Lamar Smith (RB)1998, 2003 Corey Harris (CB)1999 Michael Hawthorne (CB)2000-02 Cory McIntyre (RB)2006

37

Steve Stonebreaker (LB)	1967-68
Tommy Myers (S)	1972-81
Mel Gray (RB)	1986-88
Bennie Thompson (S)	1989-91
Jimmy Spencer (CB)	1992-95
Je'Rod Cherry (S)	1996-97
Chad Cota (S)	1998
Dino Philayat (RB)	1999
Todd Franz (S)	2000
Steve Gleason (S)	2000-06

38

Phil Vanderset (LB)	1967
Tony Baker (RB)	1968-71
Bill Butler (RB)	1972-74
George Rogers (HB)	1981-84
Calvin Nicholson (CB)	1989-91
Donovan Greer (CB)	1997
Usama Young (CB)	2007

39

Ernie Wheelwright (RB)	1967-70
Odell Lawson (RB)	1973-74
Morris LaGrand (RB)	1975
Brett Maxie (S)	1985-93
Carl Lee (DB)	1994
John Covington (S)	1995
Darren Perry (S)	2000
Curtis Deloatch (CB)	2006
Chris Reis (S)	2007-

40

Earl Gros (RB)	1970
Henry Granger (RB)	1971
Terry Schmidt (CB)	1974-75
Jim Marsalis (S)	1977
Greg Knafele (TE)	1983
Dalton Hilliard (RB)	1986
Michael Adams (DB)	1987-88
Robert Massey (CB)	1989-90
Wes Bender (FB)	1997
Marvin Powell (FB)	1999
Brian Milne (FB)	2000
Mel Mitchell (S)	2002-05

41

John Gilliam (WR)	1967-68,77
Bob Newland (WR)	1971-74
Jimmy Rogers (RB)	1980-84
Toi Cook (CB)	1987-93
William Strong (CB)	1995-96
Tim Carter (CB)	2001
Roman Harper (S)	2006-

42

John Gilliam (WR)	1967-68,1977
Claxton Welch (RB)	1970
Jim Strong (RB)	1971-72
Joel Parker (WR)	1974-75
Chuck Muncie (RB)	1976-80
Toussaint Tyler (RB)	1981-82
Dana McLemore (DB)	1986
Ray Wilson (S)	1994
Fred Weary (CB)	1998
Willie Clay (S)	1999
Jerry Wilson (CB)	2001-02
Jason David (CB)	2007-

43

Dicky Lyons (S)	1970
Dave Kopay (LB)	1971
Larry Collins (RB)	1980
Bobby Fowler (LB)	1984-85
Garland Jean Batiste (FB)	1987
Kim Phillips (CB)	1989
Tyrone Legette (CB)	1992-95
Ashley Ambrose (CB)	1999
Keyuo Craver (CB)	2002-03
Mike McKenzie (CB)	2004
Kevin Kaesviharn (S)	2007-

44

George Rose (CB)	1967
Olie Cordill (P)	1969
Mike Fink (CB)	1973
Chris Farasopoulos (S)	1974
Chuck Crist (S)	1975-77
Dave Waymer (DB)	1980-89
J.J. McCleskey (WR/S)	1994-96
Fred McCrary (FB)	1997
Rob Kelly (S)	1999
Terrelle Smith (FB)	2000-03
Mike Karney (FB)	2004-

45

Jimmy Jordan (RB)	1967
Elbert Kimbrough (S)	1968
Arthur Green (RB)	1972
Pete Athas (S)	1976
Jack Holmes (RB)	1978-82
Time Wilson (FB)	1983-84
John Williams (FB)	1986
Nate Johnson (RB)	1987
Craig Heyward (RB)	1988
Stan Petty (CB)	1991
Israel Byrd (CB)	1993-95

46

Danny Abramowicz (WR)	1967-73
Jim Kearney (S)	1976
Hokie Gujan (FB)	1982-85
Sean Lumpkin (S)	1992-96
Kendall Gammon (LS)	1998

47

Bruce Cortez (CB)	1967
Marv Woodson (S)	1969
Bill Dusenbery (RB)	1970
Virgil Robinson (RB)	1971-72
Jack DeGrenier (RB)	1974
Mike Spivey (CB)	1980-81
Cliff Austin (RB)	1983
David Rackley (DB)	1985
Dwight Beverly (RB)	1987
Cedric Mack (CB)	1992-93
Travis Davis (S)	1995
Greg Jackson (S)	1996
Josh Wilcox (TE)	1998-99
Kevin Houser (LS)	2000-

48

Andy Livingston (RB)	1969-70
Don Schwartz (S)	1978-80
James Fenderson (RB)	2002
David Sloan (TE)	2003
Vonta Leach (FB)	2006

49

Major Hazelton (DB)	1970
Bob Wicks (WR)	1974
Ralph McGill (S)	1978-79
Artie Owens (WR)	1980
Frank Wattlet (S)	1981-87
Tommie Stowers (TE)	1992-93

50

Jake Kupp (G)	1967-75
Ken Bordelon (LB)	1976-77,79-82
Jack Del Rio (LB)	1985-86
Philip James (C)	1987
John Johnson (LB)	1995
Ink Aleaga (LB)	1997
Kevin Mitchell (LB)	1998-99
Corey Terry (LB)	2000
Phil Clarke (LB)	2001
James Allen (LB)	2002-05
Marvin Mitchell (LB)	2007-

51

Jim Fraser (P)	1968
Bill Saut (LB)	1969
John Didion (LB/C)	1971-74
Sylvester Croom (C)	1975
Rusty Chambers (LB)	1975-76
Warren Capone (LB)	1976
Ron Crosby (LB)	1978
Stan Holloway (LB)	1980
Whitney Paul (LB)	1982-85
Sam Mills (LB)	1986-94
Larry McCoy (LB)	1987
Ron Childs (LB)	1995
Derrick Barnes (LB)	1997
Phil Clarke (LB)	1999-2000
Brian Williams (LB)	2001
Bryan Cox (LB)	2002
Terrence Melton (LB)	2004-06
Brian Simmons (LB)	2007-

52

Frank Emanuel (LB)	1970
Harry Jacobs (LB)	1970
John Huard (LB)	1971
Dick Palmer (LB)	1972-73
Mike Lemon (LB)	1975
Skip Vanderbundi (LB)	1978
Jim Kovach (LB)	1979-85
Brian Forde (LB)	1988-91
Mike Stonebreaker (LB)	1994
Richard Harvey, Jr. (LB)	1995-97
Vinson Smith (LB)	1998-99
Jack DeGrenier (LB)	2001
Jeff Faine (C)	2006-07

53

Dave Simmons (LB)	1967
Dick Absher (LB)	1969-71
Billy Hobbs (LB)	1972
Rick Kingra (LB)	1973-77
Tommy Hart (DE)	1980
Sammy Green (LB)	1980
Scott Pelluer (LB)	1981-85
Vaughan Johnson (LB)	1986-93
Keith Fourcade (LB)	1987
Don Davis (LB)	1996-98
Donta Jones (LB)	2000
Roger Knight (LB)	2001-04
T.J. Slaughter (LB)	2005
Mark Simoneau (LB)	2006-

54

Joe Wendryhoski (C)	1967-68
Tom Roussey (LB)	1971-72
Dale Lindsey (LB)	1973
Rick Middleton (LB)	1974-75
Pat Hughes (LB)	1977-79
Paul Ryczek (C)	1981
Ed Simonini (LB)	1982
Alvin Toles (LB)	1983-88
Bill Roe (LB)	1987
Winfred Tubbs (LB)	1994-97
Ink Aleaga (LB)	1998-99
Darrin Smith (LB)	2000-04
Damy Clark (LB)	2006
Troy Evans (LB)	2007-

55

Jackie Burkett (LB)	1967-70
Jim Flanigan (LB)	1971
Tom Stincic (LB)	1972
Bob Creech (LB)	1973
Don Coleman, Don (LB)	1974-75
Floyd Rice (LB)	1978
Dave Washington (LB)	1980
Rob Nairne (LB)	1981-83
Joe Kohlbrand (LB)	1985-89
Joe DeForest (LB)	1987
Scott Ross (LB)	1991
Reggie Freeman (LB)	1993
Mark Fields (LB)	1995-2000
DeShane Myles (LB)	2001
Travis Carroll (LB)	2002
Courtney Watson (LB)	2004-05
Scott Fujita (LB)	2006-

56

Jim Ferguson (LB)	1968
Hap Farber (LB)	1970
Willie Hall (LB)	1972-73
Lee Gross (C)	1975-77
Rusty Rebowee (LB)	1978
Reggie Mathis (LB)	1979-80
Dennis Winston (LB)	1982-85
Pat Swilling (LB)	1986-92
Ron Weissenhofer (LB)	1987
Ernest Dixon (LB)	1994-97
Chris Bordano (LB)	1998-99
Charlie Clemons (LB)	2000-02
Orlando Ruff (LB)	2003-04
Alfred Fincher (LB)	2005-07

57

Mike Morgan (LB)	1969-70
Jim Merlo (LB)	1973-74,76-79
Larry Coombs (C)	1980
Rickey Jackson (LB)	1981-93
Curtis Holden (LB)	2001
Colby Bockwoldt (LB)	2004-05

58

Eli Strand (G)	1967
Joe Federspiel (LB)	1972-80
Glen Redd (LB)	1981,83-86
Scott Leach (LB)	1987
Darion Comer (LB)	1994
Brian Jones (LB)	1995-96,98
Joe Tuipala (LB)	1999
Phillip Ward (LB)	2000
Jonathan Jackson (LB)	2001
J.R. Johnson (LB)	2002

Cie Grant (LB)	2003-04
Scott Shanle (LB)	2006-

59

Fred Whittingham (LB)	1967-68
Wayne Colman (LB)	1969-74,76
Chuck Evans (LB)	1980-81
Chris Martin (LB)	1983
James Campen (C/G)	1987-88
Rufus Porter (LB)	1995-96
Keith Mitchell (LB)	1997-2001
J.J. Jones (LB)	2002
Derrick Rodgers (LB)	2003-04
Ronald McKinnon (LB)	2005
Matt McCoy (LB)	2007

60

Brian Schweda (DE)	1967-68
Doug Sutherland (G)	1970
Carl Cunningham (LB)	1971
Greg Westbrook (LB)	1975-77
Don Reese (DE)	1978-80
Steve Korte (C)	1983-90
Derek Kemard (G)	1991-93
Craig Novitsky (C/T)	1994-96
Kendall Gammon (C)	1997
Robert Hunt (G)	1999
Ben Archibald (T)	2005

61

Del Williams (G)	1967-73
Mike Watson (T)	1977
Sam Adams (G)	1981
Joel Hilgenberg (C/G)	1984-93
Greg Loberg (G/T)	1987
Ed King (G)	1995-97
Montrae Holland (G)	2003-06

62

Ross Gwinn (G)	1968
John Hill (C)	1975-84
Brad Leggett (C)	1990-91
Jay Hilgenberg (C)	1993
Jeff Uhlenhake (C)	1994-95
Kendall Gammon (C)	1996
Jerry Fontenot (C)	1997-2003

63

Roy Schmidt (G)	1967-68
Norman Davis (G)	1969
Steve Baumgartner (DE)	1973-77
Barry Bennett (DE)	1978-81
Roger Finnie (T)	1979
Brad Edelman (G)	1982-89
Carl Dunbar (DE)	1993
Donald Willis (G)	1995-97
Wally Williams (G/C)	1999-2002
Chad Setterstrom (G)	2004-05

64

Ray Hester (LB)	1971-73
Andy Maurer (G)	1974
Dave Lafary (T)	1977-85
Ted Elliott (DT)	1987
Scott Adams (G)	1994
Robert Newkirk (DE)	1999
Kendyl Jacox (G/C)	2002-05
Zach Strief (T)	2006-

65

Tom Carr (DE)	1968
Remi Prudhomme (G/C)	1971-72
Dave Thompson (T)	1974-75
Robert Woods (T)	1977-80
Bob Young (G)	1981
David Carter (C)	1984-85
Adam Schreiber (G)	1985
Steve Trapiolo (G)	1987-90,92
Willie Williams (T)	1994
Chris Naeole (G)	1997-2001
LeCharles Bentley (G/C)	2002-05
Andy Alleman (G)	2007-

66

Bill Cody (LB)	1967-70
Royce Smith (G)	1972-73
Rocky Rasley (G)	1974
Tom Wickert (G)	1975-76
David Knowles (T)	1977
Conrad Dohler (G)	1978-79
Louis Oubre (G)	1982-84
Chuck Commiskey (G)	1986-88
Larry Williams (G)	1991
Mike Versteeg (G)	1995-97
Victor Riley (T)	2002
Brian Young (DT)	2004-

67

George Harvey (G)	1967
John Shinner (G)	1969-71
Bob Kuziel (C)	1972
Phil LaPorta (T)	1974-75
John Watson (T)	1977-79
Stan Brock (T)	1980-92
Andy McCollum (G)	1994-98
Bubba Miller (C)	2002
Jamar Nesbit (G/T)	2004-

68

Richard Neal (DE)	1969-72,1978
Wimpy Wintner (C)	1972
Terry Stieve (G)	1976-77
Fred Sturt (G)	1978-81
Pat Saindon (G)	1986
Walter Housman (T/G)	1987
Paul Jetton (G)	1992-93
Alan Kline (T)	1994-95
Kyle Turley (G/T)	1998-2002
Victor Riley (T)	2003-04

69

Oakley Dalton (DT)	1977
Bill Fifer (G)	1978
Nat Hudson (G)	1981
Ralph Williams (G)	1985-86
Pat Swoopes (DT)	1987,89
Les Miller (DT)	1991-94
Tom Ackerman (C/G)	1996-2001
P.J. Alexander (T)	2003
McKinley Boykin (DT)	2007

70

Sam Holden (T)	1971
Craig Robinson (T)	1972-73
Dave Hubbard (T)	1977
Mark Meseroll (T)	1978
Jim Rouser (T)	1985

ALL-TIME NUMERICAL ROSTER

Bill Contz (T)	1986-88
Kevin Haverdink (T)	1989-91
Chris Port (G/T)	1991-95
Uhuru Hamiter (DE)	1998
Marcus Price (T)	2000-01
Jammal Brown (T)	2005-

71

Dick Anderson (T)	1967
Dave McCormick (T)	1967-68
Willie Townnes (DE)	1970
Faddie Tillman (DT)	1972
Paul Fersen (T)	1973-74
Kurt Schumacher (G)	1975-77
Jeff Winans (DT)	1976
James Taylor (T)	1978-81
Petey Perot (G)	1985
Casey Merrill (DT)	1986
Ken Kaplan (T)	1987
Richard Cooper (T)	1990-95
Fred Stokes (DE)	1996
Ricky Siglar (T)	1997-98
Spencer Foula (T)	2002-04
Kendrick Clancy (DT)	2007-

72

Earl Leggett (DT)	1967-68
Don Talbert (T)	1969-70
Joe Owens (DE)	1971-75
Jeff Hart (T)	1976
Mike Fullz (DT)	1977-80
Leon Gray (T)	1982-83
Chris Ward (T)	1984
Jim Dombrowski (G/T)	1986-96
Trezelle Jenkins (T)	1997
Wayne Gandy (T)	2003-05

73

Bill Sandeman (T)	1967
Jerry Stumm (T/C)	1967-70
Ray Jones (DB)	1973
John Mooring (T)	1974
Joe Campbell (DE)	1977-80
Frank Warren (DE)	1981-89, 91-94
Isaac Davis (G)	1997
Jahri Evans (G)	2006-

74

Mike Tilleman (DT)	1967-70
Doug Mooers (DE)	1971-72
Derland Moore (DT)	1973-85
William Leach (G/T)	1987
Ted Gregory (DT)	1988
Kevin Haverdink (T)	1989-91
Cecil Gray (T)	1993
Herman Carroll (DE)	1994
Clarence Jones (T)	1996-98
Steve Seifries (T)	1999
Scott Sanderson (G/T)	2001-02
Jernon Bushrod (T)	2007-

75

Dave McCormick (T)	1967-68
Mike Rengel (DT)	1969
Mike Richey (T)	1970
Mike Crangle (DE)	1972
Flex Price (DT)	1973-80
Bruce Clark (DE)	1982-88
Doug Marrone (G)	1982-85
Baron Rollins (G)	1994

Emile Palmer (DT)	1996
Julian Pittman (DT)	1998
Jermame Mayberry (G)	2005

76

Dave Rowe (DT)	1967-70
Don Morrison (T)	1971-77
Kevin Hunt (T)	1978
Jim Pietrzak (C)	1979-84
Dwaine Board (DE)	1988
Gene McGuire (C)	1992
Rickie Shaw (T)	1993
Jeff Davidson (T)	1994
Keno Hills (T)	1996-99
Tutan Reyes (T)	2000-01
Jonathan Goodwin (C/G)	2006-

77

Ray Rissmiller (T)	1967
Jim Boeke (T)	1968
Mike Taylor (T)	1969-70
Dan Goich (DT)	1971
Carl Johnson (G)	1972-73
Chris Morris (T)	1975
Marv Montgomery (T)	1976-77
Gary Anderson (G)	1978
Jerry Boyarsky (DT)	1981
Daren Gilbert (T)	1985-88
William Roaf (T)	1993-2001
Rodney Leisle (DT)	2004-06

78

Jerry Jones (T)	1967-69
Errol Linden (T)	1969-70
Glen Ray Hines (T)	1971-72
Billy Newsome (DE)	1973-74
Flois Groom (DE)	1975-81
Kelvin Clark (G)	1982-85
Shawn Knight (DE)	1987
Jeff Walker (G)	1988-89
Mike Keim (T)	1991
Tom Backes (G)	1993
Tom Roth (C/G)	1994
Daryl Terrell (T)	1999-2001
Jon Stinchcomb (T)	2003-

79

Lou Cordileone (DT)	1967-68
Clevis Swinney (DT)	1970
Emanuel Zanders (G)	1974-80
Chuck Slaughter (T)	1982
Henry Thomas (G)	1987
Glenn Derby (T)	1989-90
Tory Epps (DT)	1995
Troy Wilson (DE)	1998
Mike Halapin (T)	1999
Mitch White (T)	2001
Jimmy Verdon (DE)	2005
Rob Peititi (T)	2006

80

im Garcia (DE)	1967
Mike Walker (DE)	1971
Doug Winslow (WR)	1973
Sam Havriak (WR)	1974
Earl McCullough (WR)	1974
Larry Burton (WR)	1975-77
Gordon Banks (WR)	1980-81
Lindsay Scott (WR)	1982-85
Mike Miller (WR)	1985

Malcolm Barnwell (WR)	1985
Herbert Harris (WR)	1986-87
Stacey Dawsey (WR)	1987
Brett Perriman (WR)	1988-90
Wesley Carroll (WR)	1991-92
Marcus Dowdell (WR)	1992-93
Tyrone Johnson (WR)	1994
Haywood Jeffries (WR)	1996
Daryl Hobbs (WR)	1997
Alvin Harper (WR)	1997
Tony Johnson (TE)	1998
P.J. Franklin (WR)	1999
Robert Wilson (WR)	2000-01
Jerome Pathon (WR)	2002-04
Shad Meier (TE)	2005
Mark Campbell (TE)	2006-

81

Doug Atkins (DE)	1967-69
Jesse Anderson (TE)	1993
Michael Haynes (WR)	1994-96
Randal Hill (WR)	1997
Scott Slutzker (TE)	1998
Lawrence Dawsey (WR)	1999
Lamont Hall (TE)	2000-02
Zach Hilton (TE)	2003-04
Az-Zahir Hakim (WR)	2005
David Patten (WR)	2007-

82

Johnny Brewer (LB)	1968-70
Bob Pollard (DE)	1971-77
Ike Harris (WR)	1978-81
John Tice (TE)	1983-92
Darren Gotschalk (TE)	1987
Ken O'Neal (TE)	1987
Irv Smith (TE)	1993-97
Qadry Ismail (WR)	1998
Eddie Kennison (WR)	1999
Andrew Glover (TE)	2000
Boo Williams (TE)	2001-04
Nate Lawrie (TE)	2005
Marcellus Rivers (TE)	2006
Eric Johnson (TE)	2007-

83

Vern Burke (TE)	1967
Dave Parks (TE)	1968-72
Len Garrett (TE)	1973-75
Andy Hamilton (WR)	1975
Tinker Owens (WR)	1976, 78-80
Kenny Duckett (WR)	1982-85
Carl Roaches (KR)	1985
Kelvin Edwards (WR)	1986
Dwight Walker (WR)	1987
Cliff Benson (TE)	1987-88
Greg Seales (TE)	1988-91
Torrance Small (WR)	1992-96
Keith Poole (WR)	1997-2000
Albert Connell (WR)	2001
Johnny Mitchell (TE)	2001
Donte Stallworth (WR)	2002-05
Billy Miller (TE)	2006-

84

Jim Hester (TE)	1967-69
Lawrence Estes (DE)	1970-71
Preston Riley (WR)	1973
Paul Seall (TE)	1974-76
Rich Mauti (WR)	1977-80, 82-83
Junior Miller (TE)	1984
Eric Martin (WR)	1985-93

ALL-TIME NUMERICAL ROSTER

Steve Rhem (WR)	1994-95
Eric Guliford (WR)	1997-98
Scott Slutzker (TE)	1999
Austin Wheatley (TE)	2000
Michael Lewis (WR)	2001-06

85

Ray Poage (TE)	1967-70
Cephus Weatherspoon (WR)	1972
John Beasley (TE)	1973-74
Henry Childs (TE)	1974-80
Hoby Brenner (TE)	1981-93
Curtland Thomas (WR)	1987
Wesley Walls (TE)	1994-95
Paul Green (TE)	1996
Nicky Savoie (TE)	1997
Cameron Cleeland (TE)	1998-99, 2001
Ernie Conwell (TE)	2003-06
Ronnie Ghent (TE)	2007-

86

Tom Hall (WR)	1967
Dan Culehico (DE)	1969
Creston Whitaker (WR)	1972
Jubilee Dunbar (WR)	1973
Dave Davis (WR)	1974
Richard Williams (WR)	1974
Melvin Baker (WR)	1975
James Thaxton (TE)	1976-77
Tom Donovan (WR)	1980
Rich Caster (TE)	1981
Rich Martini (WR)	1981
Jeff Groth (WR)	1981-85
Mike Jones (WR)	1986-87
Cliff Benson (TE)	1987-88
Victor Harrison (WR)	1987
Rod Harris (WR)	1989
Gerald Alphin (WR)	1990-91
Patrick Newman (WR)	1991-93
Louis Lipps (WR)	1992
Marcus Dowdell (WR)	1992-93
Kirk Botkin (TE)	1994-95
Tony Johnson (TE)	1996
Gunnard Twyner (WR)	1997
Sean Dawkins (WR)	1998
Kendall Gammon (TE)	1999
Jake Reed (WR)	2000, 02
Ouome Ojo (WR)	2001
Walter Rasby (TE)	2003
Zach Hilton (TE)	2005
John Owens (TE)	2006-07

87

Richard Neal (DE)	1969-72, 78
Monty Stickles (TE)	1968
Mike Kelly (TE)	1973
Don Herrmann (WR)	1975-77
Larry Hardy (TE)	1978-85
Lonzell Hill (WR)	1987-90
Malcolm Scott (TE)	1987
Frank Wainright (TE)	1991-93
Lee DeRamus (WR)	1995-96
John Farquhar (TE)	1997-98
Joe Horn (WR)	2000-06

88

Ben Hart (S)	1967
Dave Szymakowski (WR)	1968
Fred Hyatt (WR)	1973
Andy Dorris (DE)	1973-76
Joel Parker (WR)	1977
Brooks Williams (TE)	1978-81

Don Bass (TE)	1982
Eugene Goodlow (WR)	1983-86
Mike Waters (TE)	1987
Mark Pattison (WR)	1987-88
Floyd Turner (WR)	1989-93
Derrell Mitchell (WR)	1994
Hendrick Lusk (TE)	1996
Andrew Hastings (WR)	1997-99
Willie Jackson (WR)	2000-01
David Sloan (TE)	2002
Talman Gardner (WR)	2003-04
Nate Poole (WR)	2005

89

Kent Kramer (TE)	1967
Dave Long (DE)	1969-72
Bert Askson (TE)	1973
Gil Chapman (WR)	1975
Len Willis (WR)	1977
Wes Chandler (WR)	1978-81
Aundra Thompson (WR)	1981-82
Tyrone Young (WR)	1983-84
Joe Thomas (WR)	1987
Robert Clark (WR)	1987-88
Mike Jones (WR)	1989
Derrick Shepard (WR)	1989
Quinn Early (WR)	1991-95
Mercury Hayes (WR)	1996-97
Brett Bech (WR)	1997-99
Dave Stachelski (TE)	2000-01
Wane McGarity (WR)	2001
Derrick Lewis (WR)	2002-03
Lamont Hall (TE)	2004-05
Jamal Jones (WR)	2006

90

Walter Johnson (LB)	1989
James Williams (LB)	1990-94
Dennis Monroe (DE)	1995
Jared Tomich (DE)	1997-2000
Kenny Smith (DT)	2001-04

91

Monte Bennett (DT)	1981
Ken Marchiol (LB)	1987
Robert "Pig" Goff (DT)	1990-95
Brady Smith (DE)	1996-99
Grady Jackson (DT)	2002-03
Will Smith (DE)	2004-

92

James Haynes (LB)	1984-89
DeMont Winston (LB)	1990, 92-94
Toddrick McIntosh (DE)	1995
Darren Mickell (DE)	1996-97
Ernest Jones (DE)	1998
Troy Wilson (DE)	1999
Martin Chase (DT)	2000-02
Henry Ford (DT)	2003
Tony Bryant (DE)	2003-05
Orien Harris (DT)	2007-

93

Gary Lewis (DT)	1983
Kevin Young (DE)	1987
Wayne Martin (DE/DT)	1989-99
Darren Howard (DE)	2000-05
Rob Ninkovich (DE)	2006
Josh Savage (DE)	2007

94

Jim Wilks (DE/DT)	1981-93
Joe Johnson (DE)	1994-98, 2000-01
Charles Grant (DE)	2002-

95

Jonathan Dumbauld (DE)	1986, 88
Robert Brannon (DE)	1987
Travis Davis (DT)	1990
Ronnie Dixon (DT)	1993
Ernest Jones (DE)	1995
Austin Robbins (DT)	1996-99
Marques Douglas (DE)	2000
Howard Green (DT)	2003-04
Cedric Woodard (DT)	2005
Eric Moore (DE)	2006
Trevor Johnson (DE)	2006

96

Steve Parker (DE)	1980
Don Thorp (DT)	1984
Sheldon Andrus (DT)	1986-87
Michael Simmons (DE)	1989-90
Jeff Faulkner (DE)	1993
Mark Gunn (DE)	1994
Darreon Jeffries (DE)	1995
Uhuru Hamiter (DT)	1999
Melvin Williams (DE)	2003-04
Antwan Lake (DE)	2006-

97

James Geathers (DE)	1984-89
Renaldo Turnbull (DE/LB)	1990-96
La'Roi Glover (DT)	1997-2001
Dennis Monroe (DE)	2002
Johnathan Sullivan (DT)	2003-05
Michael Haynes (DE)	2006
Josh Cooper (DE)	2006-2007

98

Reggie Lewis (DE)	1982-84
Milford Hodge (DE)	1986
Jim Hanna (DT)	1994
Ron Warner (LB)	1998
Willie Whitehead (DE/DT)	1999-2006
Renaldo Wynn (DE/DT)	2007

99

Tony Elliott (DT)	1982-88
Joel Smeenge (DE/LB)	1990-94
Willie Broughton (DT)	1995-96
Pio Sagapolutele (DT)	1997
Darren Mickell (DT)	1999
Norman Hand (DT)	2000-02
Kenderick Allen (DT)	2003
Shaun Smith (DT)	2004
Hollis Thomas (DT)	2006-

Pro Football Hall of Fame

1976

RB **Jim Taylor** (Saints career: 1967)

1982

DE **Doug Atkins** (Saints career: 1967-69)

1991

RB **Earl Campbell** (Saints career: 1984-85)

1995

GM **Jim Finks** (Saints career: 1986-93)

Major Awards

1978

QB **Archie Manning**: *NFC Most Valuable Player (UPI, Sporting News); NFC Player of the Year (UPI, Sporting News); NFC Offensive MVP (UPI)*

1981

RB **George Rogers**: *Rookie of the Year (Pro Football Weekly/PFWA, Sporting News); Offensive Rookie of the Year (AP, Pro Football Weekly/PFWA); NFC Rookie of the Year (UPI)*

1986

K **Morten Andersen**: *Golden Toe (Pro Football Weekly/PFWA)*
 RB **Rueben Mayes**: *Rookie of the Year (Pro Football Weekly/PFWA, Sporting News, Newspaper Enterprise Assoc.); Offensive Rookie of the Year (AP, Pro Football Weekly/PFWA)*

1987

General Manager **Jim Finks**: *NFL Executive of the Year (Sporting News)*
 Head Coach **Jim Mora**: *Coach of the Year (AP, Pro Football Weekly/PFWA, Sporting News); NFC Coach of the Year (UPI, Pro Football Weekly/PFWA)*

1991

LB **Pat Swilling**: *Defensive Player of the Year (AP, Newspaper Enterprise Assoc., Football Digest)*

2000

DT **La'Roi Glover**: *Defensive Lineman of the Year (NFL Alumni), NFC Defensive Player of the Year (Committee of 101 - Kansas City)*
 Head Coach **Jim Haslett**: *Coach of the Year (AP, Pro Football Weekly/PFWA, Sports Illustrated, Football News, College & Pro Football Weekly, NFL Alumni, The Sports Network); Rookie Coach of the Year (Football Digest); NFC Coach of the Year (USA Today, Committee of 101 - Kansas City)*
 DE **Joe Johnson**: *Comeback Player of the Year (AP, Pro Football Weekly/PFWA)*
 Offensive Coordinator **Mike McCarthy**: *NFC Assistant Coach of the Year (USA Today)*
 General Manager **Randy Mueller**: *NFL*

Executive of the Year (Sporting News, Pro Football Weekly/PFWA, Football Digest, The Sports Network)

2002

G **LeCharles Bentley**: *Offensive Rookie of the Year (Sports Illustrated)*

2006

Executive Vice President/General Manager **Mickey Loomis**: *NFL Executive of the Year (Sporting News, Pro Football Weekly/Pro Football Writers of America)*
 Head Coach **Sean Payton**: *NFL Coach of the Year (AP, Sporting News, Pro Football Weekly, Sports Illustrated, Maxwell Club)*
 QB **Drew Brees**: *Co-NFL Walter Payton Man of the Year Sports Illustrated (Dr. Z) NFL Most Valuable Player*

All-Pro/All-Rookie Team

(1970 was the 1st year that players from both the NFC & AFC were included on the same team)

1967

CB **Dave Whitsell**: *All-Pro (Sporting News); All-NFL 2nd Team (AP, UPI)*

1968

DE **Doug Atkins**: *All-Pro (Sporting News); All-Pro 2nd Team (AP)*

1969

WR **Danny Abramowicz**: *All-Pro (Sporting News, AP-tied); All-Pro 2nd Team (UPI)*
 K **Tom Dempsey**: *All-Pro (Sporting News)*

1970

P **Julian Fagan**: *All-NFC (AP, Sporting News)*

1978

TE **Henry Childs**: *All-NFC 2nd Team (UPI)*
 QB **Archie Manning**: *All-NFC (UPI, Sporting News)*

1979

WR **Wes Chandler**: *All-NFC 2nd Team (UPI)*

TE **Henry Childs**: *All-NFC (Pro Football Weekly); All-NFC 2nd Team (UPI)*

G **Conrad Dobler**: *All-NFC 2nd Team (UPI)*

RB **Chuck Muncie**: *All-NFC 2nd Team (UPI)*

S **Tommy Myers**: *All-Pro (Pro Football Weekly); All-NFC 1st Team (UPI, Pro Football Weekly)*

1980

KR **Rich Mauti**: *All-NFC (Pro Football Weekly - specialist)*

1981

RB **George Rogers**: *All-Pro (AP, Sporting News); All-NFC (UPI)*

1982

RB **George Rogers**: *All-NFC 2nd Team (UPI)*

1983

S **Russell Gary**: *All-NFC (UPI)*
 LB **Rickey Jackson**: *All-NFC (Pro Football Weekly)*
 LB **Jim Kovach**: *All-NFC 2nd Team (UPI)*
 CB **Johnnie Poe**: *All-NFC (UPI)*

1984

P **Brian Hansen**: *All-NFC 2nd Team (UPI)*
 LB **Rickey Jackson**: *All-Pro 2nd Team (AP); All-NFC (UPI, Pro Football Weekly)*

1985

K **Morten Andersen**: *All-Pro (Sporting News); All-Pro 2nd Team (AP); All-NFC (UPI)*
 LB **Rickey Jackson**: *All-Pro 2nd Team (AP); All-NFC 2nd Team (UPI)*

1986

K **Morten Andersen**: *All-Pro (AP, PFWA, Sporting News, Pro Football Weekly); All-NFC (UPI, Pro Football Weekly)*
 KR **Mel Gray**: *All-Pro (Sporting News - specialist)*
 LB **Rickey Jackson**: *All-Pro 2nd Team (AP); All-NFC 2nd Team (UPI)*
 RB **Rueben Mayes**: *All-NFC 2nd Team (UPI)*

1987

K **Morten Andersen**: *All-Pro (AP, PFWA, Sporting News, Pro Football Weekly); All-NFC (UPI, Pro Football Weekly)*
 G **Brad Edelman**: *All-NFC 2nd Team (UPI)*
 KR **Mel Gray**: *All-Pro (PFWA, Sporting News, Pro Football Weekly - specialist); All-NFC (Pro Football Weekly - specialist)*
 LB **Rickey Jackson**: *All-Pro (Newspaper Enterprise Assoc., Sporting News)*
 LB **Vaughan Johnson**: *All-NFC (UPI, Pro Football Weekly)*
 RB **Rueben Mayes**: *All-NFC (UPI)*
 LB **Pat Swilling**: *All-NFC (UPI)*
 CB **Dave Waymer**: *All-Pro 2nd Team (AP); All-NFC (UPI)*

1988

K **Morten Andersen**: *All-NFC (UPI)*
 LB **Vaughan Johnson**: *All-NFC (UPI, Pro Football Weekly)*

1989

RB **Dalton Hilliard**: *All-Pro 2nd Team (AP); All-NFC 2nd Team (UPI)*
 LB **Vaughan Johnson**: *All-Pro 2nd Team (AP); All-NFC (UPI, Pro Football Weekly)*
 LB **Pat Swilling**: *All-Pro 2nd Team (AP); All-NFC 2nd Team (UPI)*

1990

LB **Vaughan Johnson**: *All-NFC 2nd Team (UPI)*
 LB **Pat Swilling**: *All-Pro 2nd Team (AP); All-NFC 2nd Team (UPI)*

1991

LB **Vaughan Johnson**: *All-NFC (UPI)*
 LB **Sam Mills**: *All-Pro (PFWA, Sporting News, Pro Football Weekly); All-Pro 2nd Team (AP); All-NFC (Pro Football Weekly)*
 LB **Pat Swilling**: *All-Pro (AP, PFWA, Sporting News, Pro Football Weekly); All-NFC (UPI, Pro Football Weekly)*
 ST **Bennie Thompson**: *All-NFC (Pro Football Weekly - specialist)*

1992

K **Morten Andersen**: *All-Pro (PFWA, Pro Football Weekly); All-Pro 2nd Team (AP); All-NFC (UPI, Pro Football Weekly)*
 LB **Rickey Jackson**: *All-Pro (PFWA, Pro Football Weekly); All-Pro 2nd Team (AP); All-NFC (UPI, Pro Football Weekly)*
 LB **Vaughan Johnson**: *All-NFC (UPI)*
 G **Derek Kennard**: *All-Pro 2nd Team (Newspaper Enterprise Assoc.)*
 DT **Wayne Martin**: *All-Pro 2nd Team (Newspaper Enterprise Assoc.)*
 LB **Sam Mills**: *All-Pro (PFWA, Sporting News, Pro Football Weekly); All-Pro 2nd Team (AP); All-NFC (UPI, Pro Football Weekly)*
 LB **Pat Swilling**: *All-Pro (AP, Sporting News)*

1993

KR **Tyrone Hughes**: *All-Pro (PFWA, Pro Football Weekly - specialist); All-Pro 2nd Team (AP); All-NFC (UPI, Pro Football Weekly)*
 LB **Rickey Jackson**: *All-Pro (Sporting News); All-Pro 2nd Team (AP); All-NFC (UPI, Pro Football Weekly)*
 LB **Renaldo Turnbull**: *All-Pro (AP); All-NFC (UPI)*

1994

T **William Roaf**: *All-Pro (AP, PFWA, Sporting News, Pro Football Weekly); All-NFC (UPI, Pro Football Weekly)*

1995

CB **Eric Allen**: *All-NFC 2nd Team (UPI)*
 T **William Roaf**: *All-Pro (AP, PFWA, Sporting News, Pro Football Weekly); All-NFC (UPI, Pro Football Weekly)*

1996

T **William Roaf**: *All-Pro (PFWA, Sporting News, Pro Football Weekly); All-Pro 2nd Team (AP); All-NFC (Pro Football Weekly)*

1997

S **Sammy Knight**: *NFL All-Rookie Team (Pro Football Weekly/PFWA)*
 T **William Roaf**: *All-NFC (Pro Football Weekly/PFWA)*

1998

DT **La'Roi Glover**: *All-Pro (College & Pro Football Weekly); All-Pro 2nd Team (AP; USA Today); All-NFC (Football News)*
 TE **Cameron Cleeland**: *NFL All-Rookie Team (Pro Football Weekly, College & Pro Football Weekly, Football News, Football Digest)*

NFL HONORS

G/T **Kyle Turley**: *NFL All-Rookie Team (Pro Football Weekly, Football News, Football Digest)*

T **William Roaf**: *All-Pro 2nd team (College & Pro Football Weekly); All-NFC (Football News)*

1999

T **William Roaf**: *All-NFC (Pro Football Weekly)*

2000

DT **LaRoi Glover**: *Unanimous All-Pro (Pro Football Weekly/PFWA, AP, USA Today, Sports Illustrated, Sporting News, College & Pro Football Weekly, Football Digest); All-NFC 1st Team (Pro Football Weekly/PFWA, Football News)*

DT **Norman Hand**: *All-Pro 2nd Team (Football Digest)*

DE **Darren Howard**: *NFL All-Rookie Team (Pro Football Weekly/PFWA, Football News)*

DE **Joe Johnson**: *All-Pro 2nd Team (College & Pro Football Weekly, Football Digest); All-NFC (Pro Football Weekly/PFWA, Football News)*

LB **Keith Mitchell**: *All-Pro (Sports Illustrated, All-NFC 1st Team (Pro Football Weekly/PFWA))*

T **William Roaf**: *All-Pro (Pro Football Weekly/PFWA, USA Today, Sports Illustrated, Football Digest); All-Pro 2nd Team (AP, College & Pro Football Weekly); All-NFC 1st Team (Pro Football Weekly/PFWA)*

T **Kyle Turley**: *All-Pro (AP); All-Pro 2nd Team (College & Pro Football Weekly, Football Digest); 1st Team All-NFC (Football News)*

2001

S **Sammy Knight**: *All-Pro (Football Digest); All-Pro 2nd Team (AP, College & Pro Football Weekly)*

2002

G **LeCharles Bentley**: *All-Rookie Team (Pro Football Weekly)*

KR **Michael Lewis**: *All-Pro (Associated Press, College & Pro Football Newsweekly, Football Digest, Pro Football Weekly, Sports Illustrated, Sporting News); All-NFC KR/PR (Pro Football Weekly)*

ST **Fred McAfee**: *All-Pro (Pro Football Weekly); All-Pro 2nd Team (Football Digest); All-NFC (Pro Football Weekly)*

RB **Deuce McAllister**: *All-NFC (Pro Football Weekly)*

CB **Fred Thomas**: *All-Pro (Sports Illustrated)*

WR **Donté Stallworth**: *All-Rookie Team (Pro Football Weekly)*

2003

RB **Deuce McAllister**: *All-NFC (Pro Football Weekly)*

DT **Johnathan Sullivan**: *All-Rookie Team (Pro Football Weekly)*

2004

DE **Will Smith**: *All-Rookie Team (Pro Football Weekly)*

2005

OT **Jammal Brown**: *All-Rookie team (Pro Football Weekly)*

2006

QB **Drew Brees**: *AP All-Pro; Pro Football Weekly/Pro Football Writers of America All-Pro & All-NFC; Sporting News All-Pro; USA Today All-Pro; Sports Illustrated All-Pro*

OT **Jammal Brown**: *AP All-Pro; Pro Football Weekly/Pro Football Writers of America All-NFL & All-NFC; USA Today All-Pro; Sports Illustrated (Dr. Z) All-Pro*

RB **Reggie Bush**: *Pro Football Weekly/Pro Football Writers of America All-Rookie*

FB **Mike Karney**: *AP 2nd Team All-Pro*

Pro Bowl Selections

1967

CB **Dave Whitsell**

1968

DT **Dave Rowe**

1969

RB **Tony Baker**, K **Tom Dempsey**, G **Jake Kupp**, RB **Andy Livingston**, Coach **Tom Fears**

1978

QB **Archie Manning**

1979

WR **Wes Chandler**, TE **Henry Childs**, QB **Archie Manning** (2), RB **Chuck Muncie**, S **Tommy Myers**

1981

RB **George Rogers**

1982

RB **George Rogers** (2)

1983

LB **Rickey Jackson**

1984

DE **Bruce Clark**, P **Brian Hansen**, LB **Rickey Jackson** (2)

1985

K **Morten Andersen**, LB **Rickey Jackson** (3)

1986

K **Morten Andersen** (2), LB **Rickey Jackson** (4), RB **Rueben Mayes***

1987

K **Morten Andersen** (3), TE **Hoby Brenner**, G **Brad Edelman**, RB **Rueben Mayes** (2)*, LB **Sam Mills**, CB **Dave Waymer**

1988

K **Morten Andersen** (4), WR **Eric Martin**, LB **Sam Mills** (2)

1989

RB **Dalton Hilliard**, LB **Vaughan Johnson**, LB **Pat Swilling**

1990

K **Morten Andersen** (5), LB **Vaughan Johnson** (2), LB **Pat Swilling** (2)

1991

LB **Vaughan Johnson** (3), LB **Sam Mills** (3), LB **Pat Swilling** (3), ST **Bennie Thompson**

1992

K **Morten Andersen** (6), C **Joel Hilgenberg**, LB **Rickey Jackson** (5), LB **Vaughan Johnson** (4), LB **Sam Mills** (4), LB **Pat Swilling** (4)

1993

ST **Tyrone Hughes**, LB **Rickey Jackson** (6), LB **Renaldo Turnbull**

1994

DE **Wayne Martin**, T **William Roaf**

1995

CB **Eric Allen**, T **William Roaf** (2)

1996

T **William Roaf** (3)

1997

T **William Roaf** (4)

1998

T **William Roaf** (5)*, DE **Joe Johnson**

1999

T **William Roaf** (6)

2000

LB **Mark Fields**, DT **LaRoi Glover**, WR **Joe Horn**, DE **Joe Johnson** (2), LB **Keith Mitchell**, T **William Roaf** (7)

2001

WR **Joe Horn** (2), DT **LaRoi Glover** (2), S **Sammy Knight**

2002

WR **Joe Horn** (3), KR **Michael Lewis**, ST **Fred McAfee**, RB **Deuce McAllister**

2003

RB **Deuce McAllister*** (2)
G **LeCharles Bentley***

2004

P **Mitch Berger**
WR **Joe Horn** (4)

2005

C **LeCharles Bentley** (2)

2006

QB **Drew Brees**, T **Jammal Brown**, DE **Will Smith**

* - injured, did not play
(-) - number of multiple selections to squad as a Saint

NFL HONORS

NFC Players of the Month

(Awarded Since 1986)

1988

Sept.: LB **Rickey Jackson** (Defense)

1989

Oct.: QB **Bobby Hebert** (Offense)

1990

Dec.: LB **Rickey Jackson** (Defense, 2)

1991

Sept.: LB **Sam Mills** (Defense)

1993

Sept.: LB **Renaldo Turnbull** (Defense)

1994

Oct.: KR-PR **Tyrone Hughes** (Special Teams)

1997

Nov.: K **Doug Brien** (Special Teams)

2000

Oct.: DT **LaRoi Glover** (Defense)

2001

Oct.: RB **Ricky Williams** (Offense); Oct.: K **John Carney** (Special Teams)

2002

Oct.: RB **Deuce McAllister** (Offense)

2006

Sept.: K **John Carney** (Special Teams)

(-) - number of multiple selections to honor as a Saint

NFC Rookie of the Month

(Awarded Since 1986)

2000

Sept.: DE **Darren Howard** (Defense); Dec.: DE **Darren Howard** (Defense, 2)

2006

Oct.: WR **Marques Colston** (Offense); Dec.: RB **Reggie Bush**

(-) - number of multiple selections to honor as a Saint

NFC Players of the Week

(Awarded Since 1984)

(-) - number of multiple selections to honor as a Saint

1984

Week 11: DE **Jim Wilks** (Defense); Week 12: DT **Bruce Clark** (Defense)

1985

Week 3: QB **David Wilson** (Offense)

1986
Week 7: RB Rubeen Mayes (Offense); **Week 9:** LB Rickey Jackson (Defense); **Week 10:** DE Bruce Clark (Defense, 2)

1987
Week 9: RB Dalton Hilliard (Offense); **Week 11:** DE Jim Wilks (Defense, 2); **Week 14:** QB Bobby Hebert (Offense); **Week 15:** LB Rickey Jackson (Defense, 2)

1988
Week 8: LB Rickey Jackson (Defense, 3); **Week 12:** QB Bobby Hebert (Offense, 2)

1989
Week 7: RB Dalton Hilliard (Offense, 2); **Week 8:** LB Pat Swilling (Defense); **Week 11:** LB Pat Swilling (Defense, 2)

1990
Week 10: RB Craig Heyward (Offense)

1991
Week 5: LB Rickey Jackson (Defense, 4); **Week 10:** LB Pat Swilling (Defense, 3); **Week 16:** QB Bobby Hebert (Offense, 3); **Week 17:** S Gene Atkins (Defense)

1992
Week 6: LB Rickey Jackson (Defense, 5); **Week 14:** DE Wayne Martin (Defense)

1993
Week 2: QB Wade Wilson (Offense); **Week 3:** P Tommy Barnhardt (Special Teams); **Week 3:** LB Renaldo Turnbull (Defense); **Week 4:** K Morten Andersen (Special Teams); **Week 4:** LB Vaughan Johnson (Defense); **Week 13:** KR Tyrone Hughes (Special Teams)

1994
Week 3: LB Darion Conner (Defense); **Week 5:** LB James Williams (Defense); **Week 8:** KR/PR Tyrone Hughes (Special Teams, 2); **Week 15:** K Morten Andersen (Special Teams, 2); **Week 17:** P Tommy Barnhardt (Special Teams, 2)

1995
Week 9: KR/PR Tyrone Hughes (Special Teams, 3); **Week 10:** K Doug Brien (Special Teams)

1996
Week 16: DT Wayne Martin (Defense, 2)

1997
Week 4: DT Wayne Martin (Defense, 3); **Week 12:** S Chris Hewitt (Special Teams); **Week 14:** K Doug Brien (Special Teams, 2); **Week 16:** P Mark Royals (Special Teams)

1998
Week 4: LB Mark Fields (Defense); **Week 8:** P Mark Royals (Special Teams, 2); **Week 14:** DT La'Roi Glover (Defense)

1999
Week 16: CB Fred Weary (Defense)

2000
Week 6: DT La'Roi Glover (Defense, 2); **Week 7:** DT La'Roi Glover (Defense, 3); **Week 9:** LB Keith Mitchell (Defense); **Week 10:** Jeff Blake (Offense); **Week 11:** LB Keith Mitchell (Defense, 2); **Week 13:** DT La'Roi Glover (Defense, 4)

2001
Week 1: S Sammy Knight (Defense); **Week 4:** RB Ricky Williams (Offense); **Week 4:** K John Carney (Special Teams); **Week 7:** S Sammy Knight (Defense, 2); **Week 7:** K John Carney (Special Teams, 2)

2002
Week 1: RB Fred McAfee (Special Teams); **Week 6:** WR Michael Lewis (Special Teams), DE Darren Howard (Defense); **Week 7:** QB Aaron Brooks (Offense); **Week 10:** Steve Gleason (Special Teams).

2003
Week 7: QB Aaron Brooks (Offense, 2); **Week 9:** DE Willie Whitehead (Defense); **Week 13:** RB Deuce McAllister (Offense); **Week 15:** QB Aaron Brooks (Offense, 3)

2004
Week 3: K John Carney (Special Teams, 3); **Week 14:** P Mitch Berger (Special Teams); **Week 15:** RB Aaron Stecker (Special Teams); **Week 16:** WR Michael Lewis (Special Teams, 2); **Week 17:** DE Tony Bryant (Special Teams)

2005
Week 1: K John Carney (Special Teams, 4); **Week 4:** DE Darren Howard (Defense, 2)

2006
Week 3: LB Scott Fujita (Defense); **Week 5:** RB Reggie Bush (Special Teams); **Week 9:** QB Drew Brees (Offense); **Week 13:** RB Reggie Bush (Offense); **Week 14:** QB Drew Brees (Offense, 2)

2007
Week 8: QB Drew Brees (Offense, 3); **Week 15:** QB Drew Brees (Offense, 4)

1967 Expansion Draft

Held Feb. 10, 1967

In what became the foundation of New Orleans' first NFL team, the Saints selected 42 players in an expansion draft, using the same procedures as in the formation of the Atlanta Falcons in 1966. The Falcons were exempted from the expansion draft in 1967, thus leaving 14 teams from whom the Saints selected players. The procedures that were in place for the Saints were as follows: Each of the other 14 NFL teams froze 29 players from its 40-man roster, leaving 11 players available to be selected by New Orleans. The Saints chose one player from those 11 remaining on each team. Then, each team froze two additional players, leaving eight on each list, from which the Saints chose two more.

Tom Barrington, fb	Ohio State (from Washington)
Jim Battle, t	Southern (from Cleveland)
Charlie Bradshaw, t	Baylor (from Pittsburgh)
Jackie Burkett, lb	Auburn (from Baltimore Colts)
Dave Cahill, dt	Arizona State (from Philadelphia)
Bill Cody, lb	Auburn (from Detroit)
Don Croftchek, g	Indiana (from Washington)
Bill Curry, c	Georgia Tech (from Green Bay)
Ted Davis, lb	Georgia Tech (from Baltimore Colts)
Jim Garcia, de	Cal State-Chico (from N.Y. Giants)
Tom Hall, wr	Minnesota (from Minnesota)
Steve Heckard, wr	Davidson (from L.A. Rams)
Jimmy Heidel, db	Mississippi (from St. Louis Cardinals)
Paul Hornung, rb	Notre Dame (from Green Bay)
Billy Kilmer, qb	UCLA (from San Francisco)
Elbert Kimbrough, db	Northwestern (from San Francisco)
Kent Kramer, te	Minnesota (from San Francisco)
Jackie Kupp, g	Washington (from Washington)
Earl Leggett, dt	Louisiana State (from L.A. Rams)
Obert Logan, db	Trinity (Texas) (from Dallas)
Riley Mattson, t	Oregon (from Chicago)
Riley Morrow, c	Michigan (from Cleveland)
Ray Ogden, te	Alabama (from St. Louis Cardinals)
Ray Rissmiller, t	Georgia (from Philadelphia)
Walt Roberts, wr	San Jose State (from Cleveland)
George Rose, db	UCLA (from Minnesota)
Bill Sandeman, t	Pacific (from Dallas)
Bob Scholtz, t	Notre Dame (from N.Y. Giants)
Brian Schweda, de	Kansas (from Chicago)
Dave Simmons, lb	Georgia Tech (from St. Louis Cardinals)
Jerry Simmons, wr	Bethune-Cookman (from Pittsburgh)
Bob Smith, rb	North Texas State (from Pittsburgh)
Bobby Lee Smith, db	UCLA (from Detroit)
Larry Stephens, dt	Texas (from Dallas)
Steve Stonebreaker, lb	Detroit (from Baltimore Colts)
Mike Tilleman, dt	Montana (from Minnesota)
Phil Vanderson, lb	Massachusetts (from Green Bay)
Willie Walker, wr	Tennessee State (from Detroit)
Joe Wendryhoski, g	Illinois (from L.A. Rams)
Dave Whitsell, db	Indiana (from Chicago)
Fred Whittingham, lb	Cal Poly-San Luis Obispo (from Philadelphia)
Gary Wood, qb	Cornell (from N.Y. Giants)

1967 Draft

Held March 14, 1967

The first combined AFL-NFL draft was held in 1967. A player's overall order of selection is designated by a number after his position. In 1967, the expansion New Orleans Saints received the first and last choices in each round and an additional choice at the end of the 2nd, 3rd and 4th rounds.

1a.	traded to Baltimore
1b.	Leslie Kelley, fb (26) Alabama
2a.	James (Bo) Burns, s (27) Houston
2b.	John Gilliam, rb (52) South Carolina State
2c.	David Rowe, de (53) Penn State
3a.	traded to Baltimore
3b.	Del Williams, g (79) Florida State
3c.	Ben Hart, wr (80) Oklahoma
4a.	Ron Widby, p (81) Tennessee
4b.	Bill Carr, c (106) Florida
4c.	Tom Stangle, t (107) Dayton
4d.	Don McCall, rb (108) Southern California
5b.	John Douglas, cb (133) Texas Southern
6a.	George Harvey, g (134) Kansas
6b.	Charles (Bo) Wood, lb (159) North Carolina
7a.	Gary Hertzog, g (160) Williamette
7b.	Bob McKelvey, lb (185) Northwestern
8a.	Sam Harris, te (186) Colorado
8b.	Barry Siler, lb (211) Albion
9a.	Tim Lavens, te (212) Idaho
9b.	Eugene Ross, cb (237) Oklahoma
10a.	Charles Brown, rb (238) Missouri
10b.	Roosevelt Robertson, te (263) North Carolina College
11a.	Jim Benson, g (264) Florida
11b.	Bernard Corbin, cb (288) Alabama A&M
12a.	Ronnie Puck, g (289) Texas Tech

12b.	John Robinson, wr (315) Tennessee A&I
13a.	Bill Stetz, lb (316) Boston College
13b.	Gary Grossmittle, s (341) Missouri
14a.	Jim Hester, te (342) North Carolina
14b.	George Stetter, cb (367) Virginia
15a.	John Snow, dt (368) Wake Forest
15b.	Darrell Johnson, rb (393) Lamar
16a.	Marcus Rhoden, wr (394) Mississippi State
16b.	Bruce Cortez, cb (419) Parsons College
17a.	Dan Abramowicz, wr (420) Xavier (Ohio)
17b.	Billy Bob Stewart, lb (438) Southern Methodist (choice acquired from Baltimore)
17c.	Jim Walker, s (445) Providence

1968 Draft

Held January 30-31, 1968

1a.	traded to Green Bay
1b.	Kevin Hardy, de (7) Notre Dame (choice acquired from Minnesota)
2.	Willie to Los Angeles for joining scouting combine
3.	Dave Szarmatzki, wr (59) West Texas State
4a.	Willie Crittendon, dt (85) Tulsa
4b.	Dan Sartin, g (103) Mississippi
5.	Ronnie Lee South, qb (115) Arkansas
6.	traded to San Francisco
7a.	Ray Phillips, g (169) Michigan (choice acquired from Detroit)
7b.	Eugene Howard, cb (175) Langston
8.	Dick Swatland, g (195) Notre Dame
9.	Joe Blake, g (223) Tulsa
10.	Doug Robinson, s (254) Iowa State
11.	Bennie Blocker, rb (276) South Carolina State
12.	John Beck, cb (303) San Diego State
13.	Kayo Trepanier, t (331) Montana State
14.	Herbert Covington, rb (359) Memphis State
15.	Wilmer Cooks, rb (384) Colorado
16.	Elie Ghattas, g (411) Ball State
17.	Jim Ferguson, lb (439) Southern California

1969 Draft

Held January 28-29, 1969

1a.	traded to San Francisco
1b.	John Shimmers, g (17) Xavier (Ohio) (choice acquired from Minnesota)
2a.	traded to Baltimore
2b.	Richard Neal, de (45) Southern (choice acquired from St. Louis)
3.	traded to Detroit
4a.	Dennis Hale, s (85) Minnesota
4b.	Bob Hudspeth, t (102) Southern Illinois (choice acquired from Dallas)
5a.	Tony Kyasky, s (111) Syracuse
5b.	Keith Christensen, t (117) Kansas (choice acquired from N.Y. Giants)
6.	Bob Miller, te (138) Southern California
7.	traded to Baltimore
8.	Jim Lawrence, wr (189) Southern California
9.	Joe Owens, lb (215) Alcorn State
10.	McKinley Reynolds, rb (241) Hawaii
11.	Tommy Morel, wr (267) Louisiana State
12.	Tom Broadhead, rb (293) Santa Barbara State
13.	Joe Robillard, cb (319) Linfield (Oregon)
14.	Gary Loyd, p (345) California Lutheran
15.	Bill Waller, wr (371) Xavier (Ohio)
16.	Edd Hargett, qb (397) Texas A&M
17.	Chico Kurzwaski, s (423) Northwestern

1970 Draft

Held January 27-28, 1970

1.	Ken Burrough, wr (10) Texas Southern
2.	traded to Cleveland
3.	Clovis Swinney, de (62) Arkansas State
4.	Delles Howell, cb (88) Grambling
5a.	Glenn Cannon, s (106) Mississippi (choice acquired from Chicago)
5b.	traded to Washington
5c.	Steve Ramsey, cb (126) North Texas State (choice acquired from Los Angeles)
6.	Mel Easley, cb (140) Oregon State
7.	Lon Woodard, de (166) San Diego State
8.	Lawrence Estes, de (192) Alcorn State
9.	Jim Otis, rb (218) Ohio State
10.	Jim Brumfield, rb (244) Indiana State
11.	Gary Klahr, lb (270) Arizona
12.	Willie Davenport, cb (296) Southern
13.	Ralph Miller, te (322) Alabama State (selection was declared ineligible by NFL)
14.	Doug Sutherland, de (348) Wisconsin-Superior
15.	Jim Vest, de (374) Washington State

NFL DRAFT HISTORY

16. Cliff Gasper, dt (400) Grambling
17. Doug Wyatt, s (426) Tulsa

1971 Draft

Held January 28-29, 1971

1. Archie Manning, qb (2) Mississippi
- 2a. traded to Chicago
- 2b. Sam Holden, t (31) Grambling
(choice acquired from Houston)
3. Bivian Lee, cb (54) Prairie View A&M
- 4a. traded to Dallas
- 4b. Carlos Bell, te (82) Houston
- 4c. Wumpy Winther, c (88) Mississippi
(choice acquired from Washington)
- 4d. D'artagnan Martin, cb (91) Kentucky State
5. Tom Morrison, t (98) Texas-Arlington
6. Don Morehead, rb (132) Michigan
- 7a. Larry DiNardo, g (158) Notre Dame
- 7b. Bob Newland, wr (172) Oregon
(choice acquired from Kansas City)
- 8a. traded to Pittsburgh
- 8b. James Elder, cb (194) Southern
(choice acquired from Washington)
- 8c. Bob Gresham, rb (201) West Virginia
(choice acquired from Oakland)
9. John Williams, s (210) Williamette
10. Rocky Pampin, rb (239) Hawaii
(choice acquired from Philadelphia)
11. Bob Pollard, de (262) Weber State
12. Ron Gathright, cb (288) Morehead State
13. Don Burchfield, te (314) Ball State
14. Bobby Scott, qb (340) Tennessee
15. Bart Graves, de (366) Tulane
16. Craig Robinson, t (392) Houston
17. Hermann Eban, wr (428) Oklahoma State
(choice acquired from Washington)

1972 Draft

Held February 1-2, 1972

1. Royce Smith, g (8) Georgia
- 2a. Willie Hall, lb (31) Southern California
(choice acquired from Houston)
- 2b. traded to Oakland
- 2c. John Kenziel, c (60) Pittsburgh
- 3b. Tom Myers, s (74) Syracuse
(choice from Baltimore through Oakland)
- 4a. Mike Crangle, de (85) Tennessee-Martin
- 4b. Joe Federspiel, lb (99) Kentucky
(choice acquired from Washington through L.A. Rams & Philadelphia)
- 4c. Mike Coleman, de (101) Knoxville College
(choice acquired from Kansas City)
- 5a. Bill Butler, rb (111) Kansas State
(choice acquired from Green Bay)
- 5b. Carl Johnson, t (112) Nebraska
- 5c. Bob Davies, s (126) South Carolina
(choice acquired from Baltimore)
- 6a. Wayne Dorton, g (137) Arkansas State
- 6b. Curt Watson, rb (150) Tennessee
(choice acquired from Oakland)
7. Ernie Jackson, cb (164) Duke
8. Ron Vinson, wr (189) Abilene Christian
9. Kent Bransletter, dt (216) Houston
10. Andy Kupp, g (241) Idaho
11. Paul Douglas, lb (267) Mississippi
12. Steve Lockhart, te (293) Arkansas State
13. Cephus Weatherspoon, wr (320) Fort Lewis
14. Steve Barrios, wr (345) Tulane
15. Rusty Lachaussee, qb (372) Tulane
16. Joe Balthrop, g (397) Tennessee
17. Dick Graham, wr (424) Oklahoma State

1973 Draft

Held January 30-31, 1973

1. traded to Baltimore
- 2a. Derland Moore, de (29) Oklahoma
- 2b. Steve Baumgartner, de (51) Purdue
(choice acquired from Washington through N.Y. Jets)
- 3a. traded to Washington
- 3b. Pete Van Valkenburg, rb (66) Brigham Young
(choice acquired from N.Y. Jets)
- 4a. traded to Detroit
- 4b. Jim Merlo, lb (86) Stanford
(choice acquired from Baltimore)
5. traded to Denver
- 6a. traded to Washington
- 6b. Marty Shuford, rb (134) Arizona
(choice from New England)

7. Billy Cahill, s (158) Washington
- 8a. Bob Peterson, g (185) Utah
- 8b. Doug Winslow, wr (207) Drake
(choice acquired from Washington)
9. Mike Fink, cb (210) Missouri
10. Jeff Horsley, rb (237) North Carolina Central
11. James Owens, rb (262) Auburn
12. Paul Orndorff, te (289) Tampa
13. Richard Watkins, dt (314) Weber State
14. Paul Fersen, t (341) Georgia
15. Mike Evenson, c (366) North Dakota State
16. Howard Stevens, rb (392) Louisville
17. Bobby Gamet, te (418) Winston-Salem State

1974 Draft

Held January 29-30, 1974

1. Rick Middleton, lb (13) Ohio State
(swapped #1 choices from Detroit)
2. Paul Seal, te (36) Michigan
3. traded to Cincinnati
- 4a. traded to Minnesota
- 4b. Rod McNeil, rb (88) Southern California
(choice acquired from San Francisco)
- 5a. Joel Parker, wr (113) Florida
(choice acquired from San Francisco)
- 5b. traded to Cincinnati
- 5c. Terry Schmidt, cb (121) Ball State
(choice acquired from Atlanta)
6. traded to Detroit
7. traded to Miami
- 8a. Alvin Maxson, rb (201) Southern Methodist
(choice acquired from Oakland)
9. Phil LaPorta, t (217) Penn State
- 10a. Frosty Anderson, wr (235) Nebraska
(choice acquired from Houston)
- 10b. Tommy Thibodeaux, g (242) Tulane
- 10c. Kent Merritt, wr (270) Virginia
12. James Buckmon, de (295) Pittsburgh
13. Mike Truax, lb (320) Tulane
14. Kent Marshall, s (348) Texas Christian
15. Larry Cipa, qb (373) Michigan
16. Don Coleman, lb (398) Michigan
17. Marvin Williams, wr (426) Western Illinois

1975 Draft

Held January 28-29, 1975

- 1a. Larry Burton, wr (7) Purdue
- 1b. Kurt Schumacher, g (12) Ohio State
(choice acquired from N.Y. Jets for Billy Newsome)
2. Lee Gross, c (32) Auburn
- 3a. Andrew Jones, rb (60) Washington State
- 3b. Elois Grooms, de (63) Tennessee Tech
(choice acquired from Detroit through Minnesota)
- 4a. traded to San Francisco
- 4b. John Starkebaum, s (92) Nebraska
(choice acquired from Philadelphia)
- 4c. Charles Hall, de (99) Tulane
(choice acquired from St. Louis)
5. traded to Chicago
- 6a. traded to Detroit
- 6b. Mike Lemon, lb (149) Kansas
(choice acquired from Buffalo)
7. Steve Rogers, rb (163) Louisiana State
(choice from St. Louis)
8. Mike Strachan, rb (216) Iowa State
9. Chuck Heater, rb (241) Michigan
10. Danny Lee, p (266) NE Louisiana
12. Ron Gustafson, wr (294) North Dakota State
13. Jim Upchurch, rb (319) Arizona
14. Randy Rhino, cb (343) Georgia Tech
15. Grant Burget, rb (372) Oklahoma
16. Mike McDonald, lb (397) Catawba
17. Greg Westbrook, lb (422) Colorado

1976 Draft

Held April 8-9, 1976

1. Chuck Muncie, rb (3) California
2. Tony Galbreath, rb (32) Missouri
- 3a. traded to San Francisco
- 3b. Bob Simmons, t (77) Texas
(choice acquired from Washington through San Diego)
4. Tinker Owens, wr (95) Oklahoma
5. Scott Parrish, t (127) Utah State
6. Terry Stieve, g (160) Wisconsin
- 7a. traded to Miami
- 7b. Ed Bauer, g (201) Notre Dame
(choice acquired from Baltimore through Chicago & Oakland)

NFL DRAFT HISTORY

8. Craig Cassady, s (213) Ohio State
9. Warren Peiffer, dt (240) Iowa
10. Junior Hardin, lb (269) Eastern Kentucky
11. Greg Kokak, qb (294) Kent State
12. Milton Butts, t (323) North Carolina State
13. Kenny Downing, s (350) Missouri
14. Rich Hucke, de (379) Western Montana
15. Steve Seminoif, dt (406) Wichita State
16. Gene Jones, t (435) Bowling Green
17. Scott MacDonald, te (462) West Virginia

1977 Draft

Held May 3-4, 1977

1. Joe Campbell, de (7) Maryland
2. Mike Fultz, dt (34) Nebraska
3. Robert Watts, lb (64) Boston College
4. traded to L.A. Rams for LB Ken Bordelon
- 5a. Dave Lafary, t (118) Purdue
- 5b. Dave Hubbard, t (136) Brigham Young
(choice acquired from Baltimore)
- 6a. Cliff Parsley, p (147) Oklahoma State
- 6b. Tom Schick, g (162) Maryland
(choice acquired from L.A. Rams)
7. Greg Boykin, rb (174) Northwestern
8. Jimmy Stewart, s (201) Tulsa
9. Dave Knowles, t (231) Indiana
10. Rafael Septien, k (258) SW Louisiana
11. John Blain, t (285) San Jose State
12. Oakley Dalton, dt (315) Jackson State

1978 Draft

Held May 2-3, 1978

1. Wes Chandler, wr (3) Florida
2. James Taylor, t (33) Missouri
3. Barry Bennett, dt (60) Concordia (Minn.)
4. Don Schwartz, s (87) Washington State
5. Eric Felton, cb (115) Texas Tech
- 6a. Mike Rieker, qb (141) Lehigh
- 6b. Francis Chesley, lb (157) Wyoming
(choice acquired from Washington through Houston)
7. traded to N.Y. Jets for de Richard Neal
8. Brooks Williams, te (199) North Carolina
9. Richard Carter, cb (226) North Carolina State
10. traded to N.Y. Giants for lb Pat Hughes
- 11a. Nathan Besant, dt (283) Southern
- 11b. David Riley, rb (285) West Virginia
(choice acquired from Seattle)
12. Larry Hardy, te (309) Jackson State

1979 Draft

Held May 3-4, 1979

1. Russell Erxleben, k-p (11) Texas
2. Reggie Mathis, lb (38) Oklahoma
3. traded to Miami as compensation for signing of Don Reese
4. Jim Kovach, lb (93) Kentucky
5. Harlan Huelckley, rb (120) Michigan
6. Ricky Ray, cb (146) Norfolk State
7. Stan Sysma, lb (176) Minnesota
8. Doug Panfil, g (202) Tulsa
9. traded to Kansas City for dt Keith Simons
10. traded to Oakland for lb Floyd Rice
11. David Hall, wr (285) Missouri-Rolla
12. Kelsey Finch, rb (311) Tennessee

1980 Draft

Held April 29-30, 1980

1. Stan Brock, t (12) Colorado
2. David Wayner, cb (41) Notre Dame
3. traded to Minnesota for T Steve Riley
4. Mike Jolly, cb (96) Michigan
5. traded to Minnesota for T Steve Riley
6. Lester Boyd, lb (150) Kentucky
7. Mike Morucci, rb (177) Bloomsburg State
8. Chuck Evans, lb (206) Siamford
9. Frank Morlica, rb (233) Vanderbilt
10. Tanya Webb, de (262) Michigan State
11. George Woodard, rb (289) Texas A&M
12. Kiser Lewis, lb (318) Florida A&M

1981 Draft

Held April 28-29, 1981

1. George Rogers, rb (1) South Carolina

1. Dave Wilson, qb Illinois
(Supplemental '81 draft choice)
- 2a. Russell Gary, s (29) Nebraska
- 2b. Ricky Jackson, lb (57) Pittsburgh
(choice acquired from San Diego)
- 3a. Frank Warren, de (51) Auburn
- 3b. Hoby Brenner, te (71) Southern California
(choice acquired from Minnesota)
4. traded to Miami for qb Guy Benjamin
- 5a. Louis Oubre, g (112) Oklahoma
- 5b. Jerry Boyarsky, nt (128) Pittsburgh
(choice acquired from Minnesota)
- 6a. Nat Hudson, g (139) Georgia
- 6b. Johnnie Poe, cb (144) Missouri
(choice acquired from Tampa Bay)
- 6c. Glen Redd, lb (166) Brigham Young
(choice acquired from Oakland)
7. Kevin Williams, wr (167) Southern California
- 8a. traded to New England for g Sam Adams
- 8b. Gene Gladys, lb (214) Penn State
(choice acquired from Buffalo)
- 8c. Kevin Evans, s (215) Arkansas
(choice acquired from San Diego)
9. Toussaint Tyler, rb (222) Washington
10. Hokie Gajan, rb (249) Louisiana State
11. Lester Mickens, wr (277) Kansas
12. Jim Wilks, dt (305) San Diego State

1982 Draft

Held April 27-28, 1982

- 1a. choice exercised in 1981 supplemental draft for qb
- 1b. Lindsay Scott, wr (13) Georgia
(choice acquired from Green Bay through San Diego)
2. Brad Edelman, c (30) Missouri
- 3a. Rodney Lewis, cb (58) Nebraska
- 3b. Eugene Goodlow, wr (66) Kansas State
(choice acquired from Minnesota)
- 3c. Kenny Duckett, wr (68) Wake Forest
(choice acquired from Washington)
- 3d. John Krimm, s (76) Notre Dame
(choice acquired from San Diego)
4. Morten Andersen, k (86) Michigan State
5. Tony Elliott, nt (114) North Texas State
6. Marvin Lewis, rb (142) Tulane
7. traded to Miami for qb Guy Benjamin
- 8a. Chuck Slaughter, t (198) South Carolina
- 8b. traded to Washington
9. traded to Washington
10. traded to Washington
11. traded to Washington
12. traded to Washington

1983 Draft

Held April 26-27, 1983

1. traded to Green Bay for de Bruce Clark
2. Steve Korte, g (38) Arkansas
- 3a. John Tice, te (85) Maryland
- 3b. Cliff Austin, rb (66) Clemson
(choice acquired from Buffalo through St. Louis)
4. Gary Lewis, dt (98) Oklahoma State
5. traded to Denver
6. traded to Cincinnati for te Don Bass
7. traded to Kansas City for lb Whitney Paul
8. David Greenwood, s (206) Wisconsin
9. traded to New England
10. traded to New England
11. traded to New England
12. traded to New England

1984 Draft

Held May 1-2, 1984

1. traded to N.Y. Jets for qb Richard Todd
2. James Geathers, dt (42) Wichita State
- 3a. Terry Hoage, s (68) Georgia
(choice acquired from Buffalo)
- 3b. Tyrone Anthony, rb (69) North Carolina
- 4a. Chuck Hilgenberg, c (93) Kansas
- 4b. Joel Hillenbrand, c (93) Iowa
(choice acquired from New England)
5. Jitter Fields, cb (123) Texas
6. Don Thorp, nt (156) Illinois
7. traded to L.A. Raiders for past consideration
8. Clemon Terrell, rb (210) Southern Mississippi
9. Brian Hansen, p (237) Sioux Falls College
10. Paul David Gray, lb (264) Western Kentucky
11. Michel Bourgeau, de (291) Boise State
12. Byron Nelson, t (324) Arizona

NFL DRAFT HISTORY

1984 USFL SUPPLEMENTAL DRAFT

Held June 5, 1984

A supplemental draft was held for those players who had been eligible to be drafted by NFL teams, but who hadn't been drafted due to contracts with other professional leagues (USFL or CFL). The draft gave NFL teams the league rights to the players if they ever became free agents (through May 1, 1988).

- Vaughan Johnson, lb (15) North Carolina State (Jacksonville Bulls)
- Mel Gray, rb (42) Purdue (Los Angeles Express)
- Steve Bearden, lb (69) Vanderbilt (Memphis Showboats)

1985 Draft

Held April 30-May 1, 1985

- traded to Houston for RB Earl Campbell
- Alvin Toles, lb (24) Tennessee (choice acquired from Washington)
- Daren Gilbert, t (38) Cal State-Fullerton
- Jack Del Rio, lb (68) Southern California
- Billy Allen, s (95) Florida State
- traded to Washington for RB George Rogers
- traded to Atlanta for TE Junior Miller
- Eric Martin, wr (179) Louisiana State
- Joe Kohlbrand, lb (206) Miami (Fla.)
- Earl Johnson, cb (236) South Carolina
- traded to Washington for RB George Rogers
- traded to Washington for RB George Rogers
- Treg Songy, s (320) Tulane

1986 Draft

Held April 29-30, 1986

- traded to Indianapolis
- Jim Dombrowski, t (6) Virginia (swapped 1st-round picks with Indianapolis)
- Dalton Hilliard, rb (31) Louisiana State
- Rueben Mayes, rb (57) Washington State (choice acquired from Tampa Bay)
- Pat Swilling, lb (60) Georgia Tech (choice acquired from Indianapolis)
- Barry Word, rb (62) Virginia
- Kelvin Edwards, wr (88) Liberty Baptist
- Reggie Sutton, cb (115) Miami (Fla.)
- Robert Thompson, wr (142) Youngstown State
- Gill Fenerty, rb (173) Holy Cross
- Filipo Mokonfi, lb (200) Utah
- Merlon Jones, lb (226) Florida A&M
- Jonathan Dumbauld, dc (253) Kentucky
- Patrick Swoopes, nt (284) Mississippi State
- Sebastian Brown, wr (311) Bethune-Cookman

1987 Draft

Held April 28-29, 1987

- Shawn Knight, dc (11) Brigham Young
- Lonzell Hill, wr (40) Washington
- Michael Adams, cb (67) Arkansas State
- Steve Trapilo, g (96) Boston College
- Milton Mack, cb (123) Alcorn State
- Thomas Henley, wr (152) Stanford
- Gene Atkins, s (179) Florida A&M
- Toi Cook, cb (207) Stanford
- Scott Leach, lb (234) Ohio State
- Robert Clark, wr (263) North Carolina Central
- Arthur Wells, te (290) Grambling State
- Tyrone Sorrells, g (319) Georgia Tech

1988 Draft

Held April 24-25, 1988

- Craig Heyward, fb (24) Pittsburgh
- Brett Perriman, wr (52) Miami (Fla.)
- traded to Denver
- Tony Stephens, nt (81) Clemson (choice acquired from Denver)
- Lydell Carr, fb (106) Oklahoma
- Greg Seales, te (112) Wake Forest (from Kansas City for LB Jack Del Rio)
- Keith Taylor, cb (134) Illinois
- Bob Sims, g (162) Florida
- Brian Forde, lb (190) Washington State
- Glen Derby, t (218) Wisconsin

- Clarence Nunn, cb (246) San Diego State
- Todd Santos, qb (274) San Diego State
- Vincent Fizer, lb (276) Southern (choice acquired from Denver)
- Gary Couch, wr (302) Minnesota
- Paul Jurgensen, lb (330) Georgia Tech

1989 Draft

Held April 23-24, 1989

- Wayne Martin, dc (19) Arkansas
- Robert Massey, cb (46) North Carolina Central
- Kim Phillips, cb (79) North Texas State
- Michael Mayes, cb (106) Louisiana State
- Kevin Haverdink, t (133) Western Michigan
- Floyd Turner, wr (159) Northwestern State (La.)
- David Griggs, lb (186) Virginia
- Fred Hadley, wr (213) Mississippi State
- Jerry Leggett, lb (246) Cal State-Fullerton
- Joe Henderson, rb (273) Iowa State
- Calvin Nicholson, cb (300) Oregon State
- Michael Cadore, wr (327) Eastern Kentucky

1990 Draft

Held April 22-23, 1990

- Renaldo Turnbull, dc (14) West Virginia
- Vince Buck, cb (44) Central State (Ohio)
- Joel Smeenge, dc (71) Western Michigan
- DeMond Winston, lb (98) Vanderbilt
- Charles Aruckle, te (125) UCLA
- Mike Buck, qb (156) Maine
- James Williams, lb (158) Mississippi State (choice acquired from Minnesota through Dallas and L.A. Raiders)
- Scott Hough, g/t (183) Maine
- Gerry Gdowski, qb (207) Nebraska (choice acquired from L.A. Raiders)
- Derrick Carr, dc (210) Bowling Green
- Broderick Graves, rb (233) Winston-Salem State (choice acquired from L.A. Raiders)
- Lonnie Brockman, lb (236) West Virginia
- Gary Cooper, wr (260) Clemson (choice acquired from L.A. Raiders)
- Ernest Spears, s (267) Southern California
- Wesley Burnett, nt (287) Western Kentucky (choice acquired from L.A. Raiders)
- traded to Philadelphia for RB Bobby Morse
- Chris Port, t (320) Duke

1991 Draft

Held April 21-22, 1991

- traded to Dallas for QB Steve Walsh
- Wesley Carroll, wr (42) Miami (Fla.)
- traded to Dallas for QB Steve Walsh
- traded to L.A. Raiders for #6, 8, 9, 10, 11 in 1990
- Reggie Jones, cb (126) Memphis State
- Fred McAfee, rb (154) Mississippi College
- Hayward Hayes, g (182) Florida State
- Frank Wainright, te (210) Northern Colorado
- Anthony Wallace, rb (237) California
- traded to Tampa Bay for DT Robert Goff
- Scott Ross, lb (293) Southern California
- Mark Drabczak, g (321) Minnesota

1992 Draft

Held April 26-27, 1992

- Vaughn Dumba, rb (21) Indiana
- traded to Dallas for QB Steve Walsh
- Tyrone Legette, cb (72) Nebraska (choice acquired from L.A. Raiders through Tampa Bay)
- traded to Tampa Bay
- Gene McGuire, c (95) Notre Dame (choice acquired from Seattle for RB Rueben Mayes)
- Sean Lumpkin, s (106) Minnesota
- traded to Houston for RB Allen Pinkett
- Terrance Small, wr (138) Alcorn State (choice acquired from Detroit for WR Brett Penman)
- Kary Vincent, cb (164) Texas A&M
- traded to L.A. Raiders for S Vencie Glenn
- Robert Stewart, nt (218) Alabama
- Donald Jones, lb (245) Washington
- Marcus Dowdell, wr (276) Tennessee State
- Mike Gisler, g (303) Houston
- Scott Adell, t (330) North Carolina State

1993 Draft

Held April 25-26, 1993

- William Roof, t (8) Louisiana Tech (choice acquired from Detroit for LB Pat Swilling)
- Irv Smith, te (20) Notre Dame (choice acquired from Phoenix through San Francisco in exchange of first-round picks)
- Reggie Freeman, lb (53) Florida State
- traded to San Francisco as part of exchange of first-round picks
- Lorenzo Neal, rb (89) Fresno State (choice acquired from Detroit for LB Pat Swilling)
- Derek Brown, rb (109) Nebraska
- Tyrone Hughes, cb (137) Nebraska
- Ronnie Dixon, nt (165) Cincinnati
- Othello Henderson, s (193) UCLA
- Jon Kirksey, nt (221) Cal State-Sacramento

1994 Draft

Held April 24-25, 1994

- traded to N.Y. Jets (12) (swapped 1st-round picks with N.Y. Jets)
- Joe Johnson, dc (13) Louisville (choice acquired from N.Y. Jets)
- Mario Bates, rb (44) Arizona State
- Winfred Tubbs, lb (79) Texas
- Doug Nussmeier, qb (116) Idaho
- Herman Carroll, dc (142) Mississippi State
- Craig Novitsky, g (143) UCLA (choice acquired from N.Y. Jets in above trade)
- Derrell Mitchell, wr (176) Texas Tech
- Lance Lundberg, t (213) Nebraska

1995 Draft

Held April 22-23, 1995

- Mark Fields, lb (13) Washington St.
- Ray Zellars, lb (44) Notre Dame
- Mike Versteegen, t (75) Wisconsin
- Dameian Jeffries, dc (108) Alabama
- William Strang, cb (148) North Carolina St.
- Lee DeRamus, wr (184) Wisconsin
- traded to Rams for QB Jim Everett
- Travis Davis, s (242) Notre Dame (Compensatory)

1996 Draft

Held April 20-21, 1996

- Alex Molden, cb (11) Oregon
- Je'Rod Cherry, cb (40) California
- Brady Smith, dc (70) Colorado St.
- Ricky Whittle, rb (103) Oregon
- Mercury Hayes, wr (136) Michigan (from Baltimore for CB Reginald Jones)
- Tom Ackerman, g (145) Eastern Washington
- Terry Guess, wr (165) Gardner-Webb (Compensatory)
- Keno Hills, t (179) Southwestern Louisiana
- Toderick Malone, wr (204) Alabama (Compensatory)
- traded to Oakland for DT Willie Broughton
- Henry Lusk, te (246) Utah (Compensatory)

1997 Draft

Held April 19-20, 1997

- traded to Oakland for #10, #39, #107, WR Daryl Hobbs (2)
- Chris Naeole, g (10) Colorado (choice acquired from Oakland for #2, #166)
- Rob Kelly, s (33) Ohio State
- Jared Tomich, dc (39) Nebraska (choice acquired from Oakland for #2, #166)
- Troy Davis, rb (62) Iowa St.
- Danny Wuerffel, qb (99) Florida
- traded to Houston for #16, #165 (from Oakland for #2, #166)
- Keith Poole, wr (116) Arizona St. (choice acquired from Kansas City through Houston)
- traded to Washington for QB Heath Shuler (132)
- Nicky Sawie, te (165) LSU (from Atlanta through Houston)
- traded to Oakland for #10, #39, #107, WR Daryl Hobbs (166)
- Traded to Oakland for DT Austin Robbins (203)

NFL DRAFT HISTORY

1998 Draft

Held April 18-19, 1998

- Kyle Turley, t (7) San Diego St.
- Cameron Cleeland, te (40) Washington
- traded to Washington for QB Heath Shuler (69)
- Fred Weary, cb (97) Florida (choice acquired from Oakland for CB Eric Allen)
- Julian Pittman, dc (99) Florida St.
- Wilmont Perry, rb (132) Livingstone
- Chris Bordano, lb (161) SMU
- traded to Carolina for S Chad Cota (196)
- Andy McCullough, wr (204) Tennessee (choice acquired from Seattle for WR Daryl Hobbs)
- Ron Warner, lb (239) Kansas (Compensatory)

1999 Draft

Held April 17-18, 1999

- Ricky Williams, rb (5) Texas (choice acquired from Washington for 1st (12), 3rd (71), 4th (107), 5th (144), 6th (179) & 7th (218) round draft choices and 1st & 3rd in 2000 NFL Draft)
- traded to Washington Redskins (12)
- traded to St. Louis Rams for WR Eddie Kennison (41)
- traded to Washington Redskins (71)
- traded to Washington Redskins (107)
- traded to Washington Redskins (144)
- traded to Washington Redskins (179)
- traded to Washington Redskins (218)

2000 Draft

Held April 15-16, 2000

- Traded to Washington for #5 in 1999 (2)
- Darren Howard, dc (33) Kansas State
- Traded to Washington for #5 in 1999 (64)
- Terrelle Smith, fb (96) Arizona State
- Tuan Reyes, t (131) Mississippi
- From Chicago for WR Eddie Kennison to Indianapolis for #158 & #195
- Austin Wheatley, te (158) Iowa (choice acquired from Indianapolis with #195 for #138)
- Chad Morton, rb (166) Southern California (Compensatory)
- Marc Bulger, qb (168) West Virginia
- Michael Hawthorne, cb (195) Purdue (choice acquired from Indianapolis with #158 for #138)
- Sherrod Gideon, wr (200) Southern Mississippi (Compensatory)
- traded to Kansas City in exchange for defensive coordinator Ron Zook (208)
- Kevin Houser, fb (228) Ohio State (choice acquired from Kansas City along with defensive coordinator Ron Zook for #208)

2001 Draft

Held April 21-22, 2001

- Deuce McAllister, rb (23) Mississippi
- traded to Dallas for #70 & #81
- traded to Green Bay for qb Aaron Brooks and te Lamont Hall
- Sedrick Hodge, lb (70) North Carolina (choice acquired from Dallas)
- Kenny Smith, dt (81) Alabama (choice acquired from Indianapolis through Dallas)
- Moran Norris, rb (115) Kansas
- Onome Ojomo, wr (153) Oregon State
- Mich White, t (185) Oregon State
- Ennis Davis, dt (221) Southern California

2002 Draft

Held April 20-21, 2002

- Donté Stallworth, wr (13) Tennessee
- Charles Grant, dc (25) Georgia (choice acquired from Miami with #125 for RB Ricky Williams & #114)
- LeCharles Bentley, c (44) Ohio State
- James Allen, lb (82) Oregon State
- Keyuo Craver, cb (125) Nebraska (choice acquired from Miami)
- Mel Mitchell, s (150) Western Kentucky
- J.T. O'Sullivan, qb (186) Cal-Davis
- John Gilmore, te (196) Penn State

- (choice acquired from N.Y. Jets for RB Chad Morton)
 7. Derrius Monroe, de (224) Virginia Tech

2003 Draft

Held April 26-27, 2003

- Johnathan Sullivan, dt (6) Georgia (choice acquired from Arizona for the Saints' two 1st round picks (#17 and #18). As part of the trade, the two clubs swapped second-round picks and the Saints received Arizona's fourth-round selection.)
- Jon Stinchcomb, t (37) Georgia (choice acquired from Arizona in exchange of second-round picks; Arizona received #54)
- 3a. (#78, from Kansas City for T William Roaf) choice traded to New England for S Tebucky Jones, along with a seventh-round choice (239) and a fourth-round pick in 2004.
- 3b. Cie Grant, lb (86) Ohio State
- 4a. Montrae Holland, g (102) (choice acquired from Arizona as part of trade of first-round picks)
- 4b. (#118), choice traded to Cincinnati for RB Curtis Keaton
5. Melvin Williams, de (155) Kansas State (#190), choice traded to Minnesota for QB Todd Bouman
- 6a. Kareem Kelly, wr (203) Southern California (choice acquired from Seattle Seahawks, through Green Bay, for DT Norman Hand)
- 7a. Talman Gardner, wr (231) Florida State
- 7b. (#239, from Indianapolis for RB Ricky Williams), choice traded to New England for S Tebucky Jones.

2004 Draft

Held April 24-25, 2004

- Will Smith, de (18) Ohio State
- 2a. (#48), choice traded to Minnesota in exchange for the Vikings' second-round pick (#50) and fifth-round pick (#151)
- 2b. Devery Henderson (50) Louisiana State (choice acquired from Minnesota as part of swap of 2nd round picks)
- 2c. Courtney Watson (60) Notre Dame (choice acquired from St. Louis for T Kyle Turley)
3. (#81), choice traded to Washington. The two clubs swapped 2004 fifth-round picks (the Saints' #151 for Washington's #139) and New Orleans received the Redskins' second-round pick in 2005.
4. (#113), choice traded to New England for S Tebucky Jones
- 5a. Rodney Leisle, dt (139) UCLA (choice acquired from Washington. The two clubs swapped 2004 fifth-round picks (the Saints' #151 for Washington's #139) and New Orleans received the Redskins' second-round pick in 2005.)
- 5b. (#150), choice traded to Jacksonville for CB Jason Craft
- 5c. (#151) choice traded to Washington. The two clubs swapped 2004 fifth-round picks (the Saints' #151 for Washington's #139) and New Orleans received the Redskins' second-round pick in 2005.
- 5d. Mike Carney (156) Arizona State (choice acquired from Dallas. The Saints sent their sixth- (#182) and seventh-round (#206) choices to the Cowboys for the fifth-round pick.)
6. (#182), choice traded to Dallas for fifth-round pick (#156)
- 7a. (#206), choice traded to Dallas Cowboys for fifth-round pick (#156). Pick originally acquired from Washington in 2003 trade of DT Martin Chase.
- 7b. (#206), choice traded to Miami in 2003 trade for LB Derrick Rodgers
- 7c. Colby Bowkowitz (240) Brigham Young

2005 Draft

Held April 23-24, 2005

- Jammal Brown, t (13) Oklahoma (choice acquired from Houston. The Saints sent their first-round pick (18th overall) to Houston in exchange for the Texans' first-round choice (13th overall) and a third-round pick in 2006.
- 2a. Josh Bullocks, s (40) Nebraska (choice acquired from Washington in 2004 draft day trade. New Orleans sent its third-round pick in 2004 to the Redskins for this second-round choice. The two clubs also swapped 2004 fifth-round choices in the trade.)
- 2b. (#51) (choice traded to Green Bay along with QB J.T. O'Sullivan in 10/4/04 trade for CB Mike McKenzie)
3. Alfred Fincher, lb (82) Connecticut

4. Chase Lyman, wr (118) California
5. Adrian McPherson, qb (152) Florida State
6. Jason Jefferson, dt (193) Wisconsin
7. Jimmy Verdon, de (232) Arizona State

2006 Draft

Held April 29-30, 2006

1. Reggie Bush, rb (2) Southern California (#34), choice traded to Cleveland for C Jeff Faine and the Browns' second-round pick (#43)
- 2b. Roman Harper, s (43) Alabama (#66) (choice traded to Houston in 4/23/05 trade with Texans to move up from 18th to 13th overall and select T Jammal Brown)
- 4a. (#99) (choice traded to Philadelphia for Eagles' fourth-round pick (#108) and DT Hollis Thomas.
- 4b. Jahri Evans, g (108) Bloomsburg
5. Rob Ninkovich, de (135) Purdue
- 6a. Mike Hass, wr (171) Oregon State
- 6b. Josh Lay, cb (174) Pittsburgh (choice acquired from Green Bay in 2005 trade for CB Mike McKenzie)
- 7a. Zach Strief, t (210) Northwestern
- 7b. Marques Colston, wr (252) Hofstra (Compensatory Selection)

2007 Draft

Held April 28-29, 2007

1. Robert Meachem, wr (27) Tennessee (#58), choice traded to Houston for third-round pick (#66) and fifth-round pick (145th)
- 2a. Usama Young, cb (66) Kent State
- 3b. Andy Alleman, g (88) Akron
- 4a. Antonio Pittman, rb (107), choice from Houston ... Ohio State
4. (#123) Traded to Houston with fifth-round pick (#163) for fourth-round pick (#107)
- 4b. Jermon Bushrod, t (125) Towson (#126) To Indianapolis as compensation for signing ... Restricted Free Agent cb Jason David
5. David Jones, cb (145) Wingate (#163) Traded to Houston with fourth-round pick (#123) for fourth-round pick (#107)
6. (#199) Traded to the Miami Dolphins for k Olindo Mare
7. Marvin Mitchell, lb (220) Tennessee

2008 Draft

Held April 26-27, 2008

1. Sedrick Ellis, dt (7) Southern California choice from New England
2. Tracy Porter, cb (40) Indiana
3. (#78) Traded to New England along with first-round pick (#10) for first-round pick (#7) and fifth-round pick (#164)
- 4a. (#113) Traded to N.Y. Jets for lb Jonathan Vilma
- 5a. DeMario Pressley, dt (144) North Carolina State choice from Detroit
5. (#146) Traded to Detroit along with seventh-round pick (#218) for fifth-round pick (#144)
- 5b. Carl Nicks, t/g (164) Nebraska choice from New England
6. Taylor Mehlhaff, k (178) Wisconsin
7. Adrian Arrington, wr (237) Michigan choice acquired from Green Bay in exchange for sixth-round pick in 2009 draft

Draft Summary

In 42 college drafts, the Saints have selected 497 players.

(Player totals include QB Dave Wilson, selected in the 1981 Supplemental Draft; does not include players taken in 1984 USFL Supplemental Draft).

BY POSITION: 65 RB; 63 WR; 60 LB; 54 CB; 41 DE; 40 T; 39 G; 35 S; 30 DT; 27 TE; 18 QB; 8 C; 8 FB; 5 P and 4 K.

MOST BY COLLEGE: 16 - Southern California; 15 - Nebraska; 11 - Notre Dame, Ohio State; 10 - Michigan, Tennessee; 9 - Oklahoma; 8 - Georgia, Louisiana State, Missouri, Tulane; 7 - Florida, Florida State, Mississippi, Wisconsin; 6 - Alabama, Kansas, Pittsburgh, San Diego State, Washington State, West Virginia; 5 - Arizona State, Brigham Young, Colorado, Houston, Minnesota, Mississippi State, North Carolina, North Carolina State, Oregon State, Purdue, Southern, Texas, Tulsa, Virginia, Washington.

Date	Score	Monday Night Football (8-16)	Site	Attendance
Sept. 25, 1972	Kansas City 20, New Orleans 17		Tulane Stadium	70,793
Sept. 24, 1973	Dallas 40, New Orleans 3		Texas Stadium	52,715
Nov. 25, 1974	Pittsburgh 28, New Orleans 7		Tulane Stadium	71,907
Dec. 3, 1979	Oakland 42, New Orleans 35		Louisiana Superdome	65,541
Nov. 24, 1980	L.A. Rams 27, New Orleans 7		Louisiana Superdome	53,448
Nov. 21, 1983	N.Y. Jets 31, New Orleans 28		Louisiana Superdome	68,606
Nov. 19, 1984	New Orleans 27, Pittsburgh 24		Louisiana Superdome	66,005
Oct. 3, 1988	New Orleans 20, Dallas 17		Louisiana Superdome	68,474
Nov. 6, 1989	San Francisco 31, New Orleans 13		Candlestick Park	60,667
Dec. 18, 1989	New Orleans 30, Philadelphia 20		Louisiana Superdome	59,218
Sept. 10, 1990	San Francisco 13, New Orleans 12		Louisiana Superdome	68,629
Dec. 31, 1990	New Orleans 20, L.A. Rams 17		Louisiana Superdome	68,647
Dec. 16, 1991	New Orleans 27, L.A. Raiders 0		Louisiana Superdome	68,625
Nov. 23, 1992	New Orleans 20, Washington 3		Louisiana Superdome	68,591
Nov. 22, 1993	San Francisco 42, New Orleans 7		Candlestick Park	66,500
Dec. 20, 1993	N.Y. Giants 24, New Orleans 14		Louisiana Superdome	69,036
Dec. 20, 1994	San Francisco 35, New Orleans 14		Louisiana Superdome	61,304
Dec. 19, 1994	Dallas 24, New Orleans 16		Louisiana Superdome	67,323
Dec. 17, 2001	St. Louis 34, New Orleans 21		Louisiana Superdome	70,332
Sept. 19, 2005*	N.Y. Giants 27, New Orleans 10		Giants Stadium	68,031
Dec. 12, 2005	Atlanta 36, New Orleans 17		Georgia Dome	70,083
Sept. 25, 2006	New Orleans 23, Atlanta 3		Louisiana Superdome	70,003
Sept. 24, 2007	Tennessee 31, New Orleans 14		Louisiana Superdome	70,002
Dec. 10, 2007	New Orleans 34, Atlanta 14		Georgia Dome	69,553

* - Game originally scheduled for Sept. 18, broadcast by both ABC and ESPN

Date	Score	Sunday Night (11-12)	Site	Attendance
Oct. 21, 1984	Dallas 30, New Orleans 27	or (ABC)	Texas Stadium	50,966
Nov. 27, 1988	N.Y. Giants 13, New Orleans 12	(ESPN)	Louisiana Superdome	66,526
Nov. 26, 1989	L.A. Rams 20, New Orleans 17	(ESPN)	Louisiana Superdome	64,274
Sept. 15, 1991	New Orleans 24, L.A. Rams 7	(TNT)	Louisiana Superdome	68,583
Nov. 24, 1991	Atlanta 23, New Orleans 20	(ESPN)	Louisiana Superdome	68,591
Sept. 27, 1992	San Francisco 16, New Orleans 10	(TNT)	Louisiana Superdome	68,591
Oct. 11, 1992	New Orleans 13, L.A. Rams 10	(TNT)	Louisiana Superdome	68,591
Sept. 5, 1993	New Orleans 33, Houston 21	(TNT)	Louisiana Superdome	69,029
Dec. 11, 1994	New Orleans 29, Atlanta 20	(ESPN)	Georgia Dome	61,307
Nov. 26, 1995	New Orleans 34, Carolina 26	(ESPN)	Louisiana Superdome	39,580
Nov. 3, 1996	San Francisco 24, New Orleans 17	(ESPN)	Louisiana Superdome	53,297
Oct. 5, 1997	New Orleans 20, Chicago 17	(TNT)	Soldier Field	58,865
Nov. 22, 1998	San Francisco 31, New Orleans 23	(ESPN)	3Com Park	68,429
Nov. 21, 1999	Jacksonville 41, New Orleans 23	(ESPN)	ALLTEL Stadium	69,772
Nov. 4, 2001	N.Y. Jets 16, New Orleans 9	(ESPN)	Louisiana Superdome	70,020
Dec. 30, 2001	Washington 40, New Orleans 10	(ESPN)	Louisiana Superdome	70,020
Dec. 1, 2002	New Orleans 23, Tampa Bay 20	(ESPN)	Louisiana Superdome	68,226
Sept. 28, 2003	Indianapolis 55, New Orleans 21	(ESPN)	Louisiana Superdome	70,020
Dec. 14, 2003	New Orleans 45, N.Y. Giants	(ESPN)	Louisiana Superdome	68,399
Oct. 17, 2004	Minnesota 38, New Orleans 31	(ESPN)	Louisiana Superdome	64,900
Nov. 27, 2005	New Orleans 21, N.Y. Jets 19	(ESPN)	Giants Stadium	77,152
Dec. 10, 2006	New Orleans 42, Dallas 17	(NBC)	Texas Stadium	63,722
Oct. 14, 2007	New Orleans 28, Seattle 17	(NBC)	Qwest Field	68,296

Date	Score	Thursday Night (1-1)	Site	Attendance
Dec. 3, 1992	New Orleans 22, Atlanta 14	(ESPN)	Louisiana Superdome	68,591
Sept. 14, 2007	Indianapolis 41, New Orleans 10	(NBC)	RCA Dome	57,361

Home games in bold
Record in Prime Time: 16-27 (ABC 6-14; ESPN 8-12; ESPN/ABC 0-1; TNT 4-1; NBC 2-1)

Saints Hall of Fame

The Saints Hall of Fame Museum is dedicated to preserving the history of the New Orleans Saints and honoring deserving Saints players. Memorabilia and exhibits showcase the history of the franchise as well as Saints highlight films and interactive exhibits. Induction weekend is usually held in early November. The Saints Hall of Fame is located at 415 Williams Blvd in Kenner's Rivertown.

- 2006: C Joel Hilgenberg
 2007: DE Joe Johnson
 2008: T William Roaf

JOE GEMELLI "FLEUR-DE-LIS" AWARD
 (Awarded yearly to a person who has contributed to the betterment of the Saints organization)

- HALL OF FAME INDUCTEES**
- 1988: QB Archie Manning, WR Danny Abramowicz
 1989: S Tommy Myers, K Tom Dempsey
 1990: QB Billy Kilmer
 1991: NT Derland Moore, RB Tony Galbreath
 1992: RB George Rogers, G Jake Kupp, C John Hill
 1993: LB Joe Federspiel
 1994: GM Jim Finks, TE Henry Childs
 1995: DE Bob Pollard, DE Doug Atkins
 1996: CB Dave Whitsell, DB Dave Waymer
 1997: LB Rickey Jackson, T Stan Brock
 1998: RB Dalton Hilliard, LB Sam Mills
 1999: QB Bobby Hebert, WR Eric Martin
 2000: LB Vaughn Johnson, LB Pat Swilling
 2001: TE Hoby Brenner, DE Jim Wilks
 2002: Coach Jim Mora, DE Frank Warren
 2003: DE Wayne Martin, G/T Jim Dombrowski
 2004: Def. Coord. Steve Sidwell, RB Reuben Mayes
 2005: not awarded

- 1989: Al Hirt
 1990: Joe Gemelli
 1991: Dave Dixon
 1992: Charlie Kertz
 1993: Wayne Mack
 1994: Erby Aucoin
 1995: Aaron Broussard
 1996: Marie Knutson
 1997: Angela Hill
 1998: Joe Impastato
 1999: Frank Wilson
 2000: Bob Remy
 2001: Peter (Champ) Clark
 2002: Dean Kleinschmidt
 2003: Jim Fast
 2004: Bob Roessler
 2005: not awarded
 2006: Buddy Dilbertto
 2007: Saints Fans
 2008: Barra Bircher

EXTRAPPOINTS

SAINTS OVERTIME GAMES (6-7)


DATE	OPPONENT	RESULT	SCORE
11/13/77	vs. San Francisco	L	7-10
9/2/79	vs. Atlanta	L	34-40
12/7/80	at San Francisco	L	35-38
9/18/83	vs. Chicago	W	34-31
12/11/83	at Philadelphia	W	20-17
10/21/84	at Dallas	L	27-30
11/26/89	vs. L.A. Rams	L	17-20
11/24/91	vs. Atlanta	L	20-23
9/17/95	vs. Atlanta	L	24-27
11/16/97	vs. Seattle	W	20-17
9/27/98	at Indianapolis	W	19-13
9/8/02	at Tampa Bay	W	26-20
11/16/03	at Atlanta	W	23-20

TOP FIVE MARGIN OF VICTORY IN CLUB HISTORY

DATE	OPPONENT	SITE	SCORE	ATTENDANCE
11/20/88	DENVER BRONCOS	LOUISIANA SUPERDOME	42-0	68,075
12/14/03	NY Giants	LOUISIANA SUPERDOME	45-7	68,399
11/1/87	at Atlanta Falcons	Atlanta-Fulton County Stadium	38-0	42,196
12/24/89	INDIANAPOLIS COLTS	LOUISIANA SUPERDOME	41-6	49,009
1/2/83	ATLANTA FALCONS	LOUISIANA SUPERDOME	35-6	47,336

HIGHEST-SCORING GAMES (COMBINED) IN CLUB HISTORY

DATE	OPPONENT	SITE	W/L	SCORE	ATTENDANCE
11/2/69	at St. Louis Cardinals	Busch Stadium	W	51-42	46,718
11/23/69	San Francisco 49ers	TULANE STADIUM	W	43-38	71,448
10/23/77	at St. Louis Cardinals	Busch Stadium	L	31-49	48,417
11/21/76	at Seattle Seahawks	Kingdome	W	51-27	61,865
12/6/87	Tampa Bay Buccaneers	LOUISIANA SUPERDOME	W	44-34	66,471



SPECIFICS

WEEK 1

THURSDAY, SEPTEMBER 4

(All times listed are Central)

WASHINGTON at N.Y. GIANTS 6:00p

SUNDAY, SEPTEMBER 7

DETROIT at ATLANTA Noon

CINCINNATI at BALTIMORE Noon

SEATTLE at BUFFALO Noon

N.Y. JETS at MIAMI Noon

KANSAS CITY at NEW ENGLAND Noon

TAMPA BAY at NEW ORLEANS Noon

ST. LOUIS at PHILADELPHIA Noon

HOUSTON at PITTSBURGH Noon

JACKSONVILLE at TENNESSEE Noon

DALLAS at CLEVELAND 3:15p

CAROLINA at SAN DIEGO 3:15p

ARIZONA at SAN FRANCISCO 3:15p

CHICAGO at INDIANAPOLIS 7:15p

MONDAY, SEPTEMBER 8

MINNESOTA at GREEN BAY 6:00p

DENVER at OAKLAND 9:15p

WEEK 2

SUNDAY, SEPTEMBER 14

CHICAGO at CAROLINA Noon

TENNESSEE at CINCINNATI Noon

GREEN BAY at DETROIT Noon

BUFFALO at JACKSONVILLE Noon

OAKLAND at KANSAS CITY Noon

INDIANAPOLIS at MINNESOTA Noon

N.Y. GIANTS at ST. LOUIS Noon

NEW ORLEANS at WASHINGTON Noon

SAN FRANCISCO at SEATTLE 3:05p

ATLANTA at TAMPA BAY 3:05p

MIAMI at ARIZONA 3:15p

SAN DIEGO at DENVER 3:15p

BALTIMORE at HOUSTON 3:15p

NEW ENGLAND at N.Y. JETS 3:15p

PITTSBURGH at CLEVELAND 7:15p

MONDAY, SEPTEMBER 15

PHILADELPHIA at DALLAS 7:30p

WEEK 3

SUNDAY, SEPTEMBER 21

KANSAS CITY at ATLANTA Noon

OAKLAND at BUFFALO Noon

TAMPA BAY at CHICAGO Noon

CAROLINA at MINNESOTA Noon

MIAMI at NEW ENGLAND Noon

CINCINNATI at N.Y. GIANTS Noon

HOUSTON at TENNESSEE Noon

ARIZONA at WASHINGTON Noon

NEW ORLEANS at DENVER 3:05p

DETROIT at SAN FRANCISCO 3:05p

ST. LOUIS at SEATTLE 3:05p

CLEVELAND at BALTIMORE 3:15p

JACKSONVILLE at INDIANAPOLIS 3:15p

PITTSBURGH at PHILADELPHIA 3:15p

DALLAS at GREEN BAY 7:15p

MONDAY, SEPTEMBER 22

N.Y. JETS at SAN DIEGO 7:30p

WEEK 4

SUNDAY, SEPTEMBER 28

(BYES: DETROIT, INDIANAPOLIS, MIAMI, NEW ENGLAND, N.Y. GIANTS, SEATTLE)

ATLANTA at CAROLINA Noon

CLEVELAND at CINCINNATI Noon

HOUSTON at JACKSONVILLE Noon

DENVER at KANSAS CITY Noon

SAN FRANCISCO at NEW ORLEANS Noon

ARIZONA at N.Y. JETS Noon

GREEN BAY at TAMPA BAY Noon

MINNESOTA at TENNESSEE Noon

SAN DIEGO at OAKLAND 3:05p

BUFFALO at ST. LOUIS 3:05p

WASHINGTON at DALLAS 3:15p

PHILADELPHIA at CHICAGO 7:15p

MONDAY, SEPTEMBER 29

BALTIMORE at PITTSBURGH 7:30p

WEEK 5

SUNDAY, OCTOBER 5

(BYES: CLEVELAND, N.Y. JETS, ST. LOUIS, OAKLAND)

TENNESSEE at BALTIMORE Noon

KANSAS CITY at CAROLINA Noon

CHICAGO at DETROIT Noon

ATLANTA at GREEN BAY Noon

INDIANAPOLIS at HOUSTON Noon

SAN DIEGO at MIAMI Noon

SEATTLE at N.Y. GIANTS Noon

WASHINGTON at PHILADELPHIA Noon

TAMPA BAY at DENVER 3:05p

BUFFALO at ARIZONA 3:15p

CINCINNATI at DALLAS 3:15p

NEW ENGLAND at SAN FRANCISCO 3:15p

PITTSBURGH at JACKSONVILLE 7:15p



2008NFLSCHEDULE

MONDAY, OCTOBER 6

MINNESOTA at NEW ORLEANS 7:30p

WEEK 6

SUNDAY, OCTOBER 12

(BYES: BUFFALO, KANSAS CITY, PITTSBURGH, TENNESSEE)

CHICAGO at ATLANTA Noon
 MIAMI at HOUSTON Noon
 BALTIMORE at INDIANAPOLIS Noon
 DETROIT at MINNESOTA Noon
OAKLAND at NEW ORLEANS Noon
 CINCINNATI at N.Y. JETS Noon
 CAROLINA at TAMPA BAY Noon
 ST. LOUIS at WASHINGTON Noon
 JACKSONVILLE at DENVER 3:05p
 DALLAS at ARIZONA 3:15p
 PHILADELPHIA at SAN FRANCISCO 3:15p
 GREEN BAY at SEATTLE 3:15p
 NEW ENGLAND at SAN DIEGO 7:15p

MONDAY, OCTOBER 13

N.Y. GIANTS at CLEVELAND 7:30p

WEEK 7

SUNDAY, OCTOBER 19

(BYES: ARIZONA, ATLANTA, JACKSONVILLE, PHILADELPHIA)

SAN DIEGO at BUFFALO Noon
NEW ORLEANS at CAROLINA Noon
 MINNESOTA at CHICAGO Noon
 PITTSBURGH at CINCINNATI Noon
 TENNESSEE at KANSAS CITY Noon
 BALTIMORE at MIAMI Noon
 SAN FRANCISCO at N.Y. GIANTS Noon
 DALLAS at ST. LOUIS Noon
 DETROIT at HOUSTON 3:05p
 INDIANAPOLIS at GREEN BAY 3:15p
 N.Y. JETS at OAKLAND 3:15p
 CLEVELAND at WASHINGTON 3:15p
 SEATTLE at TAMPA BAY 7:15p

MONDAY, OCTOBER 20

DENVER at NEW ENGLAND 7:30p

WEEK 8

SUNDAY, OCTOBER 26

(BYES: CHICAGO, CINCINNATI, DENVER, GREEN BAY, HOUSTON, MINNESOTA)

OAKLAND at BALTIMORE Noon
 ARIZONA at CAROLINA Noon
 TAMPA BAY at DALLAS Noon
 WASHINGTON at DETROIT Noon
 BUFFALO at MIAMI Noon
 ST. LOUIS at NEW ENGLAND Noon
SAN DIEGO at NEW ORLEANS (LONDON) Noon
 KANSAS CITY at N.Y. JETS Noon
 ATLANTA at PHILADELPHIA Noon
 CLEVELAND at JACKSONVILLE 3:05p
 N.Y. GIANTS at PITTSBURGH 3:15p
 SEATTLE at SAN FRANCISCO 3:15p

MONDAY, OCTOBER 27

INDIANAPOLIS COLTS at TENNESSEE TITANS 7:30p

WEEK 9

SUNDAY, NOVEMBER 2

(BYES: CAROLINA, NEW ORLEANS, SAN DIEGO, SAN FRANCISCO)

N.Y. JETS at BUFFALO Noon
 DETROIT at CHICAGO Noon
 JACKSONVILLE at CINCINNATI Noon
 BALTIMORE at CLEVELAND Noon
 TAMPA BAY at KANSAS CITY Noon
 HOUSTON at MINNESOTA Noon
 ARIZONA at ST. LOUIS Noon
 GREEN BAY at TENNESSEE Noon
 MIAMI at DENVER 3:05p
 DALLAS at N.Y. GIANTS 3:15p
 ATLANTA at OAKLAND 3:15p
 PHILADELPHIA at SEATTLE 3:15p
 NEW ENGLAND at INDIANAPOLIS 7:15p

MONDAY, NOVEMBER 3

PITTSBURGH at WASHINGTON 7:30p

WEEK 10

THURSDAY, NOVEMBER 6

(BYES: BALTIMORE, DALLAS, TAMPA BAY, WASHINGTON)

DENVER at CLEVELAND 7:15p

SUNDAY, NOVEMBER 9

NEW ORLEANS at ATLANTA Noon
 TENNESSEE at CHICAGO Noon
 JACKSONVILLE at DETROIT Noon
 CINCINNATI at HOUSTON Noon
 SEATTLE at MIAMI Noon
 GREEN BAY at MINNESOTA Noon
 BUFFALO at NEW ENGLAND Noon
 ST. LOUIS at N.Y. JETS Noon

CAROLINA at OAKLAND 3:05p
 INDIANAPOLIS at PITTSBURGH 3:15p
 KANSAS CITY at SAN DIEGO 3:15p
 N.Y. GIANTS at PHILADELPHIA 7:15p

MONDAY, NOVEMBER 10

SAN FRANCISCO at ARIZONA 7:30p

WEEK 11

THURSDAY, NOVEMBER 13

N.Y. JETS at NEW ENGLAND 7:15p

SUNDAY, NOVEMBER 16

DENVER at ATLANTA Noon
 DETROIT at CAROLINA Noon
 PHILADELPHIA at CINCINNATI Noon
 CHICAGO at GREEN BAY Noon
 HOUSTON at INDIANAPOLIS Noon
 TENNESSEE at JACKSONVILLE Noon
NEW ORLEANS at KANSAS CITY Noon
 OAKLAND at MIAMI Noon
 BALTIMORE at N.Y. GIANTS Noon
 MINNESOTA at TAMPA BAY Noon
 ST. LOUIS RAMS at SAN FRANCISCO 49ERS 3:05p
 CHICAGO at SEATTLE 3:05p
 SAN DIEGO at PITTSBURGH 3:15p
 DALLAS at WASHINGTON* 7:15p

MONDAY, NOVEMBER 17

CLEVELAND at BUFFALO 7:30p

WEEK 12

THURSDAY, NOVEMBER 20

CINCINNATI at PITTSBURGH 7:15p

SUNDAY, NOVEMBER 23

CAROLINA at ATLANTA Noon
 PHILADELPHIA at BALTIMORE Noon
 HOUSTON at CLEVELAND Noon
 SAN FRANCISCO at DALLAS Noon
 TAMPA BAY at DETROIT Noon
 MINNESOTA at JACKSONVILLE Noon
 BUFFALO at KANSAS CITY Noon
 NEW ENGLAND at MIAMI Noon
 CHICAGO at ST. LOUIS Noon
 N.Y. JETS at TENNESSEE Noon
 OAKLAND at DENVER 3:05p
 N.Y. GIANTS at ARIZONA 3:15p
 WASHINGTON at SEATTLE 3:15p
 INDIANAPOLIS at SAN DIEGO* 7:15p

2008NFLSCHEDULE

MONDAY, NOVEMBER 24

GREEN BAY at NEW ORLEANS 7:30p

WEEK 13

THURSDAY, NOVEMBER 27

TENNESSEE at DETROIT 11:30p
 SEATTLE at DALLAS 3:15p
 ARIZONA at PHILADELPHIA 7:15p

SUNDAY, NOVEMBER 30

SAN FRANCISCO at BUFFALO Noon
 BALTIMORE at CINCINNATI Noon
 INDIANAPOLIS at CLEVELAND Noon
 CAROLINA at GREEN BAY Noon
 DENVER at N.Y. JETS Noon
 MIAMI at ST. LOUIS Noon
NEW ORLEANS at TAMPA BAY Noon
 N.Y. GIANTS at WASHINGTON Noon
 ATLANTA at SAN DIEGO 3:05p
 PITTSBURGH at NEW ENGLAND 3:15p
 KANSAS CITY at OAKLAND 3:15p
 CHICAGO at MINNESOTA* 7:15p

MONDAY, DECEMBER 1

JACKSONVILLE at HOUSTON 7:30p

WEEK 14

THURSDAY, DECEMBER 4

OAKLAND at SAN DIEGO 7:15p

SUNDAY, DECEMBER 7

WASHINGTON at BALTIMORE Noon
 JACKSONVILLE at CHICAGO Noon
 MINNESOTA at DETROIT Noon
 HOUSTON at GREEN BAY Noon
 CINCINNATI at INDIANAPOLIS Noon
ATLANTA at NEW ORLEANS Noon
 PHILADELPHIA at N.Y. GIANTS Noon
 CLEVELAND at TENNESSEE Noon
 MIAMI at BUFFALO (TORONTO) 3:05p
 KANSAS CITY at DENVER 3:05p
 N.Y. JETS at SAN FRANCISCO 3:05p
 ST. LOUIS at ARIZONA 3:15p
 DALLAS at PITTSBURGH 3:15p
 NEW ENGLAND at SEATTLE* 7:15p

MONDAY, DECEMBER 8

TAMPA BAY at CAROLINA 8:30p (ET) 7:30p

WEEK 15

THURSDAY, DECEMBER 11

NEW ORLEANS at CHICAGO 7:15p

SUNDAY, DECEMBER 14

TAMPA BAY at ATLANTA Noon
 PITTSBURGH at BALTIMORE Noon
 DENVER at CAROLINA Noon
 WASHINGTON at CINCINNATI Noon
 TENNESSEE at HOUSTON Noon
 DETROIT at INDIANAPOLIS Noon
 GREEN BAY at JACKSONVILLE Noon
 SAN DIEGO at KANSAS CITY Noon
 SAN FRANCISCO at MIAMI Noon
 BUFFALO at N.Y. JETS Noon
 SEATTLE at ST. LOUIS Noon
 MINNESOTA at ARIZONA 3:05p
 NEW ENGLAND at OAKLAND 3:15p
 N.Y. GIANTS at DALLAS* 7:15p

MONDAY, DECEMBER 15

CLEVELAND at PHILADELPHIA 7:30p

WEEK 16

THURSDAY, DECEMBER 18

INDIANAPOLIS at JACKSONVILLE 7:15p

SATURDAY, DECEMBER 20

BALTIMORE at DALLAS 7:15p

SUNDAY, DECEMBER 21

CINCINNATI at CLEVELAND Noon
NEW ORLEANS at DETROIT Noon
 MIAMI at KANSAS CITY Noon
 ATLANTA at MINNESOTA Noon
 ARIZONA at NEW ENGLAND Noon
 CAROLINA at N.Y. GIANTS Noon
 SAN FRANCISCO at ST. LOUIS Noon
 PITTSBURGH at TENNESSEE Noon
 PHILADELPHIA at WASHINGTON Noon
 BUFFALO at DENVER 3:05p
 HOUSTON at OAKLAND 3:05p
 N.Y. JETS at SEATTLE 3:05p
 SAN DIEGO at TAMPA BAY* 7:15p

MONDAY, DECEMBER 22

GREEN BAY at CHICAGO 7:30p

WEEK 17

SUNDAY, DECEMBER 28

ST. LOUIS at ATLANTA Noon
 JACKSONVILLE at BALTIMORE Noon
 NEW ENGLAND at BUFFALO Noon
 KANSAS CITY at CINCINNATI Noon
 DETROIT at GREEN BAY Noon
 CHICAGO at HOUSTON Noon
 TENNESSEE at INDIANAPOLIS Noon
 N.Y. GIANTS at MINNESOTA Noon
CAROLINA at NEW ORLEANS Noon
 MIAMI at N.Y. JETS Noon
 DALLAS at PHILADELPHIA Noon
 CLEVELAND at PITTSBURGH Noon
 OAKLAND at TAMPA BAY Noon
 SEATTLE at ARIZONA 3:15p
 DENVER at SAN DIEGO 3:15p
 WASHINGTON at SAN FRANCISCO 3:15p

* - Sunday night games in Weeks 11-16 subject to change

2008

- July 24** — Saints training camp opens, Millsaps College, Jackson, Miss.
- Aug. 1-3** — Hall of Fame Weekend
- Aug. 5** — Deadline for players under contract to report to earn a season of free-agency credit.
- Aug. 7** — Preseason Game No. 1: Saints at Arizona Cardinals, 7 p.m. CT
- Aug. 8** — If a drafted rookie has not signed with his club by this date, he may not be traded to any other club in 2008.
- Aug. 12** — Saints break training camp
- Aug. 16** — Preseason Game No. 2: Saints vs. Texans at the Louisiana Superdome, 7 p.m. CT
- Aug. 23** — Preseason Game No. 3: Saints at Cincinnati Bengals, 6:30 p.m. CT
- Aug. 26** — Roster cut-down to maximum of 75 players
- Aug. 28** — Preseason Game No. 4: Saints vs. Miami Dolphins at the Louisiana Superdome, 7 p.m. CT
- Aug. 30** — Roster cut-down to maximum of 53 players on Active/Inactive List by 3 p.m. CT. Clubs may dress minimum of 42 and maximum of 45 players and Third Quarterback for each regular-season and postseason game. Simultaneously with the cut-down to 53, clubs that have players in the categories of Active/Physically Unable to Perform or Active/Non-Football Injury or Illness must take one of the following options: place player on Reserve/Physically Unable to Perform or Reserve/Non-Football Injury or Illness, whichever is applicable; ask waivers; terminate; trade; or continue to count him on Active List.
- Aug. 31** — After 1 p.m. CT, clubs may establish a Practice Squad of eight players by signing free agents who do not have an accrued season of free agency credit or who were on the 45-player Active List for less than nine regular-season games during their only Accrued Season(s). A player cannot participate on the Practice Squad for more than three seasons.
- Sept. 3** — Beginning at 3 p.m. CT, team salary includes all players receiving compensation under their 2008 contracts.
- Sept. 7** — Season Opener: Saints vs. Tampa Bay, at the Louisiana Superdome, Noon CT
- Sept. 23** — Priority on multiple waiver claims is now based on the current season's standing.
- Oct. 14** — NFL trading deadline. All trading ends at 3 p.m. CT
- Oct. 26** — Saints vs. San Diego Chargers, at Wembley Stadium, London, Noon CT
- Nov. 2** — Saints Bye Week
- Nov. 11** — Signing period ends at 3 p.m. CT for Franchise Players, for Unrestricted Free Agents to whom June 1 tender was made and for drafted players. If still unsigned after this date, such players are prohibited from playing in NFL in 2008.
- Dec. 21** — Saints at Chicago Bears, Soldier Field, 7:15 p.m. NFL Network. 640th Game in team history.
- Dec. 28** — Regular season ends: Saints vs. Carolina Panthers at Louisiana Superdome, Noon CT

2009

- Jan. 3-4** — Wild Card Playoff Games
- Jan. 10-11** — Divisional Playoff Games
- Jan. 18** — AFC and NFC Championship Games
- Feb. 1** — Super Bowl XLIII, Raymond James Stadium, Tampa, Fla.
- Feb. 8** — AFC-NFC Pro Bowl, Honolulu, Hawaii.

Since the expansion was completed prior to the 2003 season, the Saints headquarters has been a top resource for the players and coaching staff, who have access to three full-sized outdoor fields, an indoor field, a renovated locker room, a state-of-the-art weight room and a full-service cafeteria.

Because of the unpredictable weather of southeast Louisiana throughout the year, the club has long needed an indoor practice area. That need was filled in 2003 with the completion of one of the league's best facilities. Unlike previously, no longer does the club have to regularly bus to alternative locations for practice, and other newly-built structures were included to complete and upgrade the club's training area. Also on the Saints' 19-acre campus in Metairie is the recently-completed, 12,800 square-foot practice facility that houses the New Orleans VooDoo of the Arena Football League.

At 78 feet high, the indoor practice facility casts a long shadow over the entire property. The covered field is 220 feet wide by 420 feet long and has 6,375,600 cubic feet of air-conditioned space. There are 93,400 feet under roof covered in FieldTurf. A 250-seat cafeteria is connected to the lightning-protected facility, as is a 9,000 square-foot weight room with a cushioned floor. Over 8,000 square feet of maintenance and equipment storage was also added, and there are covered walkways connecting the indoor facility and cafeteria to the existing building. Outside of the VooDoo facility is a new, full-sized outdoor field covered in AstroPlay.

The existing building was also renovated three years ago. The team's locker room was doubled in size, with new lockers installed. A large, open area is in the middle so all lockers are visible for communication and interaction between the players and coaches. A player's lounge was built, and the existing medical and rehabilitation area was doubled in size. It now includes a treadmill pool facility for injury rehab work.

Other updated features of the Saints' facility include expansion of the ticket area and additional staff locker rooms. All of the renovated areas have freshly-carpeted floors emblazoned with the Saints' Fleur de Lis logo.

The entire club moved into the training facility at **5800 Airline Drive** in Metairie on April 15, 1996, marking the first time in club history that the team's players, coaches and staff were housed under one roof. The first floor is approximately 43,000 square feet and primarily serves the needs of the players. It also consists of a reception area, ticket office, media workroom and storage areas. Two symmetrically laid-out fields behind the building are planted with Bermuda grass and are surrounded by an asphalt, half-mile running track.

A 1,700 square foot auditorium, which sits on the first floor, can seat 110 players for team meetings and can also be divided into two rooms with a slide-out wall. On either side of the auditorium are eight smaller team meeting rooms. Located on the second floor are offices for coaches, player personnel, video and the administrative staff.

DIRECTIONS TO SAINTS FACILITY From Airport

Turn left onto Airline Drive. Take Airline Drive for approximately 4-5 miles and the facility is on the right.

From New Orleans/East

Take I-10 West to Clearview Parkway exit. Follow Clearview Parkway South to Airline Drive and turn right. Take Airline Drive for approximately 1.2 miles and the facility is on the left.

From Baton Rouge/West

Take I-10 East to Clearview Parkway exit. Follow Clearview Parkway South to Airline Drive and turn right. Take Airline Drive for approximately 1.2 miles and the facility is on the left.

PLAYOFF TIE-BREAKERS

Division Tie-Breakers

DIVISION TIE-BREAKERS 2 Clubs

- Head-to-head (best won-lost-tied percentage in games between the clubs).
- Best won-lost-tied percentage in games played within the division.
- Best won-lost-tied percentage in common games.
- Best won-lost-tied percentage in games played within the conference.
- Strength of victory.
- Strength of schedule.
- Best combined ranking among conference teams in points scored and points allowed.
- Best combined ranking among all teams in points scored and points allowed.
- Best net points in common games.
- Best net points in all games.
- Best net touchdowns in all games.

3 or More Clubs

(Note: If 2 clubs remain tied after a 3rd club is eliminated during any step, the tiebreaker reverts back to step 1 of the 2-club format)

- Head-to-head (best won-lost-tied percentage in games among the clubs).
- Best won-lost-tied percentage in games played within the division.
- Best won-lost-tied percentage in common games.
- Best won-lost-tied percentage in games played within the conference.
- Strength of victory.
- Strength of schedule.
- Best combined ranking among conference teams in points scored and points allowed.
- Best combined ranking among all teams in points scored and points allowed.
- Best net points in common games.
- Best net points in all games.
- Best net touchdowns in all games.
- Coin flip.

Wild Card Tie-Breakers

WILD CARD TIE-BREAKERS

If it is necessary to break ties to determine the 2 Wild Card clubs from each conference, the following steps will be taken.

- If the tied clubs are from the same division, apply the division tiebreaker.
- If the tied clubs are from different divisions, apply the following steps.

2 Clubs

- Head-to-head, if applicable.
- Best won-lost-tied percentage in games played within the conference.
- Best won-lost-tied percentage in common games, minimum of four.
- Strength of victory.
- Strength of schedule.
- Best combined ranking among conference teams in points scored and points allowed.
- Best combined ranking among all teams in points scored and points allowed.
- Best net points in conference games.
- Best net points in all games.
- Best net touchdowns in all games.
- Coin toss.

3 or More Clubs

(Note: If 2 clubs remain tied after 3rd or other clubs are eliminated, tiebreaker reverts to step 1 of applicable 2-club format.)

- Apply division tie-breaker to eliminate all but the highest ranked club in each division prior to proceeding to step 2. The original seeding within a division upon application of the division tie-breaker remains the same for all subsequent applications of the procedure that are necessary to identify the Wild Card participants.
- Head-to-head sweep. (Applicable only if one club has defeated each of the others or if one club has lost to each of the others.)
- Best won-lost-tied percentage in games played within the conference.

- Best won-lost-tied percentage in common games, minimum of four.
- Strength of victory.
- Strength of schedule.
- Best combined ranking among conference teams in points scored and points allowed.
- Best combined ranking among all teams in points scored and points allowed.
- Best net points in conference games.
- Best net points in all games.
- Best net touchdowns in all games.
- Coin toss

When the 1st Wild Card team has been identified, the procedure is repeated to name the 2nd Wild Card, i.e. eliminate all but the highest-ranked club in each division prior to proceeding to step 2. In situations where 3 or more teams from the same division are involved in the procedure, the original seeding of the teams remains the same for subsequent applications of the tie-breaker if the top-ranked team in that division qualifies for a Wild Card berth.

Other Tie Breaking Procedures

- Only 1 club advances to the playoffs in any tie-breaking step. Remaining tied clubs revert to the 1st step of the applicable division or Wild Card tie-breakers. As an example, if 2 clubs remain tied in any tie-breaker step after all other clubs have been eliminated, the procedure reverts to step 1 of the 2-club format to determine the winner. When 1 club wins the tie breaker, all other clubs revert to step 1 of the applicable 2-club or 3-club format.
- In comparing records against common opponents among tied teams, the best won-lost-tied percentage is the deciding factor since teams may have played an unequal number of games.
- To determine home-field priority among division-tilists, apply Wild Card tie-breakers.
- To determine home-field priority for Wild Card qualifiers, apply division tie-breakers (if teams are from the same division) or Wild Card tie-breakers (if teams are from different divisions).



Single Game Ticket Outlets

Individual game tickets are available at official Saints ticket outlets in New Orleans, Baton Rouge and throughout Mississippi at all TicketMaster outlets and via the Internet at www.ticketmaster.com. In addition, group tickets can be obtained through Saints regional offices in Baton Rouge (225) 927-8626 and Mobile, Ala. (251) 479-2327

Ticket Office

The New Orleans Saints Ticket Offices are located at the club's training facility at 5800 Airline Drive in Metairie. Ticket office hours are from 8 a.m.-6 p.m. on weekdays and 8 a.m.-1 p.m. on Saturdays. Ticket windows at the Superdome (Gate A, Poydras St.) will open three hours prior to kickoff on game days.

Phone/Internet Orders

Use your Visa, MasterCard, Discover or American Express to order tickets by phone or mail. Mail orders will be accepted when accompanied by a certified check or money order for the total ticket amount plus \$3 handling fee. All mail orders should be sent to: Saints Ticket Office, 5800 Airline Drive, Metairie, LA 70003. TicketMaster processes all phone orders and a service charge is required on all phone orders.

For More Information

Saints Ticket Office: (504) 731-1700; 877-666-1700 or www.neworleanssaints.com

Saints Regional Ticket Offices: Baton Rouge (225) 927-8626; Mobile, Ala. (251) 479-2327

TicketMaster: 1-888-877-0898 or www.ticketmaster.com

Superdome Facts

First Game (Preseason):

Aug. 9, 1975; Oilers 13, Saints 7

First Game (Regular Season):

Sept. 28, 1975; Bengals 21, Saints 0

Total Land Area:

52 acres

Height:

273 feet

Diameter:

680 feet clear span

Concrete:

169,000 cubic yards

Structural Steel:

20,000 tons

Air Conditioning:

9,000 tons

Convention Rooms:

52

Restrooms:

102

Private Box Suites:

137

Parking Garages:

5,000 cars, 250 buses

Lighting:

19,507 fixtures

Electric Wiring:

400 miles

Aluminum Siding:

More than 550,000 sq. ft.

Area of Roof:

9.7 acres

Escalators:

32

Elevators:

10 passenger, one freight

Training Camp History

1967-69:

Cal Western University; San Diego, Calif.

1970:

Bowling Green University; Bowling Green, Ohio

1971-73:

University of Southern Mississippi; Hattiesburg, Miss.

1974:

Dodgertown; Vero Beach, Fla.

1975:

Nicholls State University; Thibodaux, La.

1976-84:

Dodgertown; Vero Beach, Fla.

1985:

Louisiana Tech University; Ruston, La.

1986-87:

Southeast Louisiana University; Hammond, La.

1988-99:

University of Wisconsin-La Crosse; La Crosse, Wis.

2000-02:

Nicholls State University; Thibodaux, La.

2003-05:

New Orleans Saints Training Facility; Metairie, La.

2006-08:

Millsaps College, Jackson, Miss.

SUPERDOME INFORMATION

Home of the New Orleans Saints since 1975, the Louisiana Superdome has several new features since reopening in 2006 after being used as a "Refuge of Last Resort" during Hurricane Katrina. While the stadium was undergoing repairs, several upgrades were also added.

The new additions include electronics in the Superdome's main arena – four new 182-foot LED ribbon boards, new LED displays in the four large scoreboards, and expansion of the two end zone video boards to HD resolution. The four large (20,000 square-foot) ballrooms, 137 box suites, two Club Level concourses, 37 permanent concession stands and three kitchens were also fully remodeled.

Work continues on additional upgrades, including adding 192-foot windows to each of the ballrooms and installing escalators for outside access to those rooms. Replacement of the Superdome's exterior anodized aluminum skin is in the planning stages.

The Saints' preseason game vs. the Baltimore Ravens on Aug. 26, 2005 was the last event hosted by the Superdome prior to the storm. Government officials ordered a mandatory evacuation of the city two days later.

A display of photographs just above the entrance at Gate A, on the 200 Level, memorializes use of the Superdome during the hurricane, when an estimated 30,000 people were housed in the building. The display also depicts the massive rebuilding job that followed—the largest-ever reconstruction project of a stadium in the United States. It was accomplished in just seven months.

On the 200 level, a mural offers a montage of photos showing some of the special aspects of the city of New Orleans, interwoven with a sampling of great moments in Superdome history. The most memorable was the grand re-opening of the building on Sept. 25, 2006, a 23-3 victory for the Saints over the Atlanta Falcons in front of more than 70,000 fans. That game – broadcast nationally on Monday Night Football – established the Superdome and the Saints as symbols of the resolve of the people of the state to rebuild.

The first playoff victory in franchise history came at the stadium on Dec. 30, 2000, a 31-28 win over the St. Louis Rams in an NFC Wild Card Playoff. In 2007, the Saints defeated the Philadelphia Eagles, 27-24 in the divisional playoffs to advance to the NFC Championship.

The Superdome has also hosted six Super Bowls, four NCAA Final Fours and two BCS Championship Games.

Tampa Bay BUCCANEERS

Game No. 1: Sunday, Sept. 7,
Noon on FOX at the Louisiana
Superdome

Game No. 12: Sunday, Nov. 30,
Noon on FOX at Raymond
James Stadium

Division: NFC South
Stadium: Raymond James
Stadium

Owner: Malcolm Glazer
Head Coach: Jon Gruden, Seventh season as
Buccaneers head coach, 11th season as NFL head
coach, 48-48 (.500) in regular season with
Buccaneers, 86-74 (.538) overall in regular season.
Director of Public Relations: Jeff Kamis, (813) 870-
2700

Series Record: Saints lead series, 19-13

Playing Surface: Grass

Last Meeting: Dec. 2, 2007, Tampa Bay 27, New
Orleans 23 at the Louisiana Superdome

2007 Record: 9-7, First in the NFC South

2007 Passing Leader: QB Jeff Garcia, 209-327, 2,440
yards, 13 TDs, 4 INTs, 94.6 passer rating

2007 Rushing Leader: RB Earnest Graham, 222 att.-
898 yards, 10 TDs

2007 Receiving Leader: WR Ike Hilliard, 62 rec.-722
yards, 1 TD

2007 Sack Leader: DE Greg White, 8.5

Top Saints Rushing Day vs. Buccaneers: RB Reuben
Mayes – 24 carries for 172 yards, 2 TDs, at the
Louisiana Superdome, Oct. 19, 1986

Top Saints Passing Day vs. Buccaneers: QB Ken
Stabler – 29 of 43 for 333 yards, 1 TD, at the
Louisiana Superdome, Dec. 5, 1982.

Top Saints Receiving Day vs. Buccaneers: WR
Marques Colston – 11 catches for 123 yards, at
Raymond James Stadium, Nov. 5, 2006

Series Notes: The Sept. 7 opener will be the first time
the Saints have opened at home since 2004. The
game will mark the second time the two clubs have
kicked off a season as opponents (2002), and the first
time the Saints have hosted Tampa Bay...The teams
have split their last 10 meetings since becoming NFC
South rivals in 2002...Including last year's 27-23 loss
to the Buccaneers at the Superdome, 13 of the last 17
games between the two clubs have been decided by a
touchdown or less...Though New Orleans and Tampa
Bay only became division foes with NFL realignment
in 2002, they have been frequent foes. From 1977-
2001, the Saints and Buccaneers met 20 times.

Washington REDSKINS

Game No. 2: Sunday, Sept. 14,
Noon on FOX at FedEx Field

Division: NFC East

Stadium: FedEx Field

Owner: Daniel Snyder

Head Coach: Jim Zorn, First
season as Redskins head coach,
first season as NFL head coach
Executive Director of Public Relations: Zack Bolno,
(703) 726-7000

Series Record: Redskins lead series, 14-7



2008 OPPONENTS

Playing Surface: Grass

Last Meeting: Dec. 17, 2006, Washington 16, New
Orleans 10 at the Louisiana Superdome

2007 Record: 9-7, Third in the NFC East

2007 Passing Leader: QB Jason Campbell, 250-417,
2,700 yards, 12 TDs, 11 INTs, 77.6 passer rating

2007 Rushing Leader: RB Clinton Portis, 325 att.-
1,262 yards, 11 TDs

2007 Receiving Leader: TE Chris Cooley, 66 rec.-786
yards, 8 TDs

2007 Sack Leader: DE Andre Carter, 10

Top Saints Rushing Day vs. Redskins: RB Deuce
McAllister – 30 carries for 165 yards, at FedEx Field,
Nov. 30, 2003

Top Saints Passing Day vs. Redskins: QB Jim Everett
– 31 of 46 for 376 yards, 2 TDs, at the Louisiana
Superdome, Sept. 11, 1994.

Top Saints Receiving Day vs. Buccaneers: WR Eric
Martin – 10 catches for 146 yards, 1 TD, at RFK
Stadium, Nov. 6, 1988

Series Notes: The Saints have won both of their
previous meetings against the Redskins at FedEx
Field...RB Deuce McAllister had 165 yards on 30
carries vs. the Redskins in 2003 to post his ninth-
straight 100-yard game, tying Chicago RB Walter
Payton and Jacksonville RB Fred Taylor for the third-
longest stretch of reaching the milestone in NFL
history...The Saints have won two of the last three in
the series. From 1979-2001, Washington was 8-1 vs.
New Orleans...In the Saints' last visit to FedEx field,
WR Michael Lewis returned a punt and kickoff for a
touchdown, the last player from New Orleans to
achieve the feat.

Denver BRONCOS

Game No. 3: Sunday, Sept. 21,
3:05 p.m. on FOX at Invesco
Field

Division: AFC West

Stadium: Invesco Field at Mile
High

Owner: Pat Bowlen

Head Coach: Mike Shanahan,
14th season as Broncos head coach, 16th season as
NFL head coach, 138-90 (.605) in regular season with
Broncos, 146-102 (.589) overall in regular season

Vice President of Public Relations: Jim Saccomano,
(303) 649-9000

Series Record: Broncos lead series, 6-2

Playing Surface: Grass

Last Meeting: Nov. 21, 2004, Denver 34, New
Orleans 13 at the Louisiana Superdome

2007 Record: 7-9, Second in the AFC West

2007 Passing Leader: QB Jay Cutler, 297-467, 3,497
yards, 20 TDs, 14 INTs, 88.1 passer rating

2007 Rushing Leader: RB Selvin Young, 140 att.-729
yards, 1 TD

2007 Receiving Leader: WR Brandon Marshall, 102
rec.-1,325 yards, 7 TDs

2007 Sack Leader: DE Elvin Dumervil, 12

Top Saints Rushing Day vs. Broncos: RB Reuben
Mayes – 25 carries for 115 yards, at the Louisiana
Superdome, Nov. 20, 1988

Top Saints Passing Day vs. Broncos: QB Aaron
Brooks – 30 of 48 for 441 yards, 2 TDs, at the



2008 OPPONENTS

Louisiana Superdome, Dec. 3, 2000.

Top Saints Receiving Day vs. Broncos: RB Deuce McAllister – 11 catches for 87 yards, at the Louisiana Superdome, Nov. 28, 2004

Series Notes: This will be New Orleans' first regular season trip to Invesco Field at Mile High...The Saints helped the Broncos christen the stadium when the two clubs played a preseason game in Denver on Aug. 24, 2001...The Broncos won the first four meetings between the two clubs, but the Saints have taken two of the last four...The Saints' 42-0 win in New Orleans over the Broncos on Nov. 20, 1988 is the largest margin of victory in franchise history.

San Francisco 49ERS

Game No. 4: Sunday, Sept. 28, Noon on FOX at the Louisiana Superdome

Division: NFC West
Stadium: Monster Park
Owner: Denise DeBartolo York
Head Coach: Mike Nolan, Fourth season as 49ers head coach, 16-32 (.333) in regular season with 49ers
Director of Public Relations: Aaron Salkin, (408) 562-4949

Series Record: 49ers lead series, 45-22-2

Playing Surface: Grass
Last Meeting: Oct. 28, 2007, New Orleans 31, Denver 10 at Monster Park

2007 Record: 5-11, Third in the NFC West
2007 Passing Leader: QB Trent Dilfer, 113-219, 1,166 yards, 7 TDs, 12 INTs, 55.1 passer rating
2007 Rushing Leader: RB Frank Gore, 260 att.-1,102 yards, 5 TDs

2007 Receiving Leader: RB Frank Gore, 53 rec.-436 yards, 1 TD

2007 Sack Leader: DE Bryant Young, 6.5
Top Saints Rushing Day vs. 49ers: RB Reuben Mayes – 29 carries for 144 yards, at the Louisiana Superdome, Oct. 25, 1987

Top Saints Passing Day vs. 49ers: QB Archie Manning – 24 of 38 for 377 yards, 3 TDs, at Candlestick Park, Dec. 7, 1980.

Top Saints Receiving Day vs. 49ers: WR Joe Horn – 10 catches for 180 yards, at the Louisiana Superdome, Nov. 5, 2000

Series Notes: The Saints and 49ers rekindle an old NFC West rivalry as New Orleans looks to extend their four-game winning streak over San Francisco. The streak is tied for the Saints' longest in the series...The Saints defeated San Francisco last October 31-10 in a game where QB Drew Brees threw for 336 yards and four touchdowns for a season-high passer rating of 136.8. Brees was named NFC Offensive Player of the Week for his efforts...New Orleans has played San Francisco 69 times, the club's most frequent foe other than Atlanta (77)...RB Deuce McAllister has averaged 5.4 yards per carry in five career games against San Francisco, posting two games of with over 135 yards.



Minnesota VIKINGS

Game No. 5: Monday, Oct. 6, 7:30 p.m. on ESPN at the Louisiana Superdome
Division: NFC North
Stadium: Hubert Humphrey Metrodome
Owner: Zygmunt Wilf
Head Coach: Brad Childress, Third season as Vikings head coach, 14-18 (.438) in regular season with Vikings
Director of Public Relations: Bob Hagan, (952) 828-6000

Series Record: Vikings lead series, 17-7

Playing Surface: FieldTurf
Last Meeting: Sept. 25, 2005, Minnesota 33, New Orleans 16 at Metrodome

2007 Record: 8-8, Second in the NFC North
2007 Passing Leader: QB Tavaris Jackson, 171-294, 1,911 yards, 9 TDs, 12 INTs, 70.8 passer rating
2007 Rushing Leader: RB Adrian Peterson, 238 att.-1,341 yards, 12 TDs

2007 Receiving Leader: WR Bobby Wade, 54 rec.-647 yards, 3 TDs

2007 Sack Leader: LB Ben Leber, DE Kenechi Udeze, DE Ray Edwards, 5 each

Top Saints Rushing Day vs. Vikings: RB Earl Campbell – 35 carries for 160 yards, at Metrodome, Nov. 24, 1985

Top Saints Passing Day vs. Vikings: QB Jim Everett – 25 of 37 for 335 yards, 3 TDs, at Metrodome, Nov. 19, 1995.

Top Saints Receiving Day vs. Vikings: WR Quinn Early – 9 catches for 150 yards, 1 TD, at Metrodome, Nov. 19, 1995

Series Notes: The Vikings have won five of nine regular-season games against the Saints in the Superdome, with New Orleans' most recent victory coming in 2001...New Orleans hosted the Vikings in 1986 for the NFC Wild Card Playoff, the first postseason berth in Saints history...Minnesota rolled to 605 yards of total offense (188 rushing, 417 passing) vs. the Saints in 2004, the highest total for an opponent in club history...The Saints defeated the Vikings, 20-17, on Oct. 13, 1968, at Tulane Stadium, marking the fifth victory in club history.



Oakland RAIDERS

Game No. 6: Sunday, Oct. 12, Noon on CBS at the Louisiana Superdome
Division: AFC West
Stadium: Network Associates Coliseum
Owner: Al Davis
Head Coach: Lane Kiffin, Second season as Raiders head coach, 4-11 (.250) in regular season with Raiders
Director of Public Relations: TBD
Series Record: Raiders lead series, 5-4-1
Playing Surface: Natural Grass
Last Meeting: Oct. 24, 2004, New Orleans 31,



Oakland 26 at Network Associates Coliseum
2007 Record: 4-12, Fourth in the AFC West
2007 Passing Leader: QB Daunte Culpepper, 108-186-1,331 yards, 5 TDs, 5 INTs, 78.0 passer rating
2007 Rushing Leader: RB Justin Fargas, 222 att.-1,009 yards, 4 TDs

2007 Receiving Leader: WR Ronald Curry, 55 rec.-717 yards, 4 TDs

2007 Sack Leader: DE Derrick Burgess, DE Chris Clemons, 8 each

Top Saints Rushing Day vs. Raiders: RB Chuck Muncie – 21 carries for 128 yards, at the Louisiana Superdome, Dec. 3, 1979

Top Saints Passing Day vs. Raiders: QB Bobby Hebert – 28 of 39 for 320 yards, at the Louisiana Superdome, Dec. 16, 1991.

Top Saints Receiving Day vs. Raiders: WR Joe Horn – 9 catches for 123 yards, at Network Associates Coliseum, Oct. 24, 2004

Series Notes: The Raiders have not played in New Orleans since a 31-22 victory over the Saints on Nov. 19, 2000...This will only be the Raiders' fifth trip to the Louisiana Superdome...New Orleans has won four of the last six in the series...The Saints will not play in the Superdome again for over a month until they host the Green Bay Packers on Monday, Nov. 24.

Carolina PANTHERS

Game No. 7: Sunday, Oct. 19, Noon on FOX at Bank of America Stadium

Game No. 16: Sunday, Dec. 28, Noon on FOX at the Louisiana Superdome

Division: NFC South
Stadium: Bank of America Stadium

Owner: Jerry Richardson
Head Coach: John Fox, Seventh season as Panthers head coach, 51-45 (.531) in regular season with Panthers

Director of Communications: Charlie Dayton, (704) 358-7471

Series Record: Panthers lead series, 14-12

Playing Surface: Natural Grass

Last Meeting: Nov. 25, 2007, New Orleans 31, Carolina 6 at Bank of America Stadium

2007 Record: 7-9, Tied for second in the NFC South
2007 Passing Leader: QB Vinny Testaverde, 94-172-952 yards, 5 TDs, 6 INTs, 65.8 passer rating

2007 Rushing Leader: RB DeShaun Foster, 247 att.-876 yards, 3 TDs

2007 Receiving Leader: WR Steve Smith, 87 rec.-1,002 yards, 7 TDs

2007 Sack Leader: LB Na'il Diggs, DT Damione Lewis, 3.5 each

Top Saints Rushing Day vs. Panthers: RB Ricky Williams – 31 carries for 147 yards, 1 TD, at Bank of America Stadium, Oct. 14, 2001

Top Saints Passing Day vs. Panthers: QB Drew



2008 OPPONENTS

Brees – 28 of 38 for 349 yards, 1 TD, at Bank of America Stadium, Oct. 1, 2006.

Top Saints Receiving Day vs. Panthers: WR Joe Horn – 8 catches for 160 yards, 2 TDs, at the Louisiana Superdome, Dec. 2, 2001

Series Notes: In the series, 13 of the 26 games have been decided by seven points or less, with six being decided by a three-point margin...Last year was the seventh time in 13 seasons of the rivalry that the clubs split the series...In their meeting on Nov. 25, 2007, the Saints defense surrendered a season-low 195 yards of total offense...RB Deuce McAllister has run for over 100 yards four times against Carolina in 10 career games.

San Diego CHARGERS

Game No. 8: Sunday, Oct. 26, Noon on CBS at Wembley Stadium, London, England

Division: AFC West
Stadium: Qualcomm Stadium

Owner: Alex G. Spanos
Head Coach: Norv Turner, Second season as Chargers head coach, 11th season as NFL head coach, 11-5 (.688) in regular season with Chargers, 69-87 (.442) overall in regular season

Director of Public Relations: Bill Johnston, (858) 874-4661

Series Record: Chargers lead series, 7-2

Playing Surface: Natural Grass

Last Meeting: Nov. 7, 2004, San Diego 43, New Orleans 17 at Qualcomm Stadium

2007 Record: 11-5, First in the AFC West

2007 Passing Leader: QB Philip Rivers, 277-460-3,152 yards, 21 TDs, 15 INTs, 82.4 passer rating

2007 Rushing Leader: RB LaDainian Tomlinson, 315 att.-1,474 yards, 15 TDs

2007 Receiving Leader: TE Antonio Gates, 75 rec.-984 yards, 9 TDs

2007 Sack Leader: LB Shawne Merriman, 12.5

Top Saints Rushing Day vs. Chargers: RB Derek Brown – 13 carries for 81 yards, at the Louisiana Superdome, Oct. 16, 1994

Top Saints Passing Day vs. Chargers: QB Jeff Blake – 33 of 46 for 259 yards, 3 TDs, at Qualcomm Stadium, Sept. 10, 2000

Top Saints Receiving Day vs. Chargers: TE John Beasley – 12 catches for 127 yards, 1 TD, at San Diego Stadium, Nov. 18, 1973

Series Notes: This season's contest between the Saints and the Chargers will be only the third NFL regular-season game played on foreign soil...This will be QB Drew Brees' first matchup against his former team. Brees signed with New Orleans as a free agent prior to the 2006 season after five years with San Diego...The Saints also played at Wembley Stadium in a preseason game in 1990, taking on the Oakland Raiders as part of the American Bowl series.



2008 OPPONENTS

Atlanta FALCONS

Game No. 9: Sunday, Nov. 9,
Noon on FOX at the Georgia
Dome

Game No. 13: Sunday, Dec. 7,
Noon on FOX at the Louisiana
Superdome

Division: NFC South
Stadium: Georgia Dome
Owner: Arthur Blank

Head Coach: Mike Smith, First season as Falcons
head coach, first season as NFL head coach
Vice President of Football **Communications:** Reggie
Roberts, (770) 965-2761

Series Record: Falcons lead series, 42-35

Playing Surface: FieldTurf

Last Meeting: Dec. 10, 2007, New Orleans 34,
Atlanta 14 at the Georgia Dome

Series Record: 4-12, Fourth in the NFC South

2007 Passing Leader: QB Joey Harrington, 215-348-
2,215 yards, 7 TDs, 8 INTs, 77.2 passer rating
2007 Rushing Leader: RB Warrick Dunn, 227 att.-720
yards, 4 TDs

2007 Receiving Leader: WR Roddy White, 83 rec.-
1,202 yards, 6 TDs

2007 Sack Leader: DE John Abraham, 10

Top Saints Rushing Day vs. Falcons: RB Deuce
McAllister – 28 carries for 173 yards, 2 TDs, at the
Louisiana Superdome, Nov. 16, 2003

Top Saints Passing Day vs. Falcons: QB Jim Everett –
29 of 43 for 370 yards, 3 TDs, at the Louisiana
Superdome, Sept. 17, 1995

Top Saints Receiving Day vs. Falcons: WR Wes
Chandler – 6 catches for 205 yards, 1 TD, at the
Louisiana Superdome, Sept. 2, 1980

Series Notes: The teams will renew their rivalry for
the 78th and 79th games this season, the most-played
in Saints history... This will mark the first time since
2004 that one of the two meetings will not be played
on primetime... The Saints have swept the Falcons
each of the last two seasons... RB Deuce McAllister's
five 100-yard rushing games for his career against the
Falcons are more than he has posted against any other
club... In four games vs. Atlanta since joining the
Saints, QB Drew Brees has thrown for 1,087 yards
and seven TDs.



Kansas City 20 at the Louisiana Superdome

2007 Record: 4-12, Third in the AFC West

2007 Passing Leader: QB Damon Huard, 206-332-
2,257 yards, 11 TDs, 13 INTs, 76.8 passer rating
2007 Rushing Leader: RB Larry Johnson, 158 att.-
559 yards, 3 TDs

2007 Receiving Leader: TE Tony Gonzalez, 99 rec.-
1,172 yards, 5 TDs

2007 Sack Leader: DE Jared Allen, 15.5

Top Saints Rushing Day vs. Chiefs: FB Tony
Galbreath – 14 carries for 146 yards, 2 TDs, at
Arrowhead Stadium, Sept. 26, 1996

Top Saints Passing Day vs. Chiefs: QB Jim Everett –
26 of 37 for 326 yards, 2 TDs, at the Louisiana
Superdome, Sept. 4, 1994

Top Saints Receiving Day vs. Chiefs: WR Joe Horn –
5 catches for 167 yards, 1 TD, at the Louisiana
Superdome, Nov. 14, 2004

Series Notes: This will be the Saints' first game at
Arrowhead Stadium since a 25-13 Kansas City
victory on Dec. 21, 1997... New Orleans is 2-1 at
Kansas City, with the Saints' last victory coming in a
17-10 win on Sept. 8, 1991... In seven games against
the Chiefs while with the Chargers from 2001-05, QB
Drew Brees passed for 1,847 yards and 13
touchdowns with six interceptions.

Green Bay PACKERS

Game No. 11: Monday, Nov. 24,

7:30 p.m. on ESPN at the
Louisiana Superdome

Division: NFC North

Stadium: Lambeau Field

Owner: Publicly-owned
franchise

Head Coach: Mike McCarthy,

Third season as Packers head coach, 21-11 (.656) in
regular season with Packers

Director of Public Relations: Jeff Blumb, (920) 499-
7595

Series Record: Packers lead series, 14-6

Playing Surface: Natural Grass

Last Meeting: Sept. 17, 2006, New Orleans 34, Green
Bay 27 at Lambeau Field

2007 Record: 13-3, First in the NFC North

2007 Passing Leader: QB Brett Favre, 356-535-4,155
yards, 28 TDs, 15 INTs, 95.7 passer rating
2007 Rushing Leader: RB Ryan Grant, 188 att.-956
yards, 8 TDs

2007 Receiving Leader: WR Donald Driver, 82 rec.-
1,048 yards, 2 TDs

2007 Sack Leader: DE Aaron Kampman, 12

Top Saints Rushing Day vs. Packers: RB Deuce
McAllister – 21 carries for 121 yards, 2 TDs, at the
Louisiana Superdome, Sept. 15, 2002

Top Saints Passing Day vs. Packers: QB Jim Everett –
29 of 45 for 364 yards, 2 TDs, at the Louisiana
Superdome, Dec. 16, 1995

Top Saints Receiving Day vs. Packers: WR Eric
Martin – 3 catches for 164 yards, 1 TD, at the
Louisiana Superdome, Sept. 14, 1986

Series Notes: This will be Green Bay head coach
Mike McCarthy's first trip to the Superdome since
serving as offensive coordinator with the Saints from
2000-04... This will be Green Bay's first trip to the



2008 OPPONENTS

2007 Series Record: Lions lead series, 9-8-1

Playing Surface: FieldTurf

Last Meeting: Dec. 24, 2005, Detroit 13, New Orleans
12 at the Alamodome

2007 Record: 7-9, Tied for third in the NFC North

2007 Passing Leader: QB Jon Kitna, 355-561-4,068
yards, 18 TDs, 20 INTs, 80.9 passer rating

2007 Rushing Leader: RB Kevin Jones, 153 att.-581
yards, 8 TDs

2007 Receiving Leader: WR Shaun McDonald, 79
rec.-943 yards, 6 TDs

2007 Sack Leader: DT Shaun Rogers, 7
Top Saints Rushing Day vs. Lions: RB Mario Bates –
29 carries for 162 yards, 2 TDs, at the Louisiana
Superdome, Sept. 21, 1997

Top Saints Passing Day vs. Lions: QB Archie
Manning – 25 of 36 for 314 yards, 1 TD, at
Silverdome, Oct. 12, 1980

Top Saints Receiving Day vs. Lions: WR Wes
Chandler – 6 catches for 106 yards, 1 TD, at
Silverdome, Oct. 12, 1980

Series Notes: December's game will mark the second
trip the Saints have made to Ford Field. This will be
the Saints' first trip to Detroit since Sept. 29, 2002.
New Orleans was only the second regular-season
opponent to visit the stadium... Detroit has won the
last three games in the series, following a stretch
where the Saints won three-straight.

Superdome since 2002, with New Orleans having
defeated Green Bay, 34-27, in the last meeting
between the two clubs on Sept. 17, 2006. In the
contest, the Packers initially led 13-0.

Chicago BEARS

Game No. 14: Thursday, Dec.

11, 7:15 p.m. on NFL Network
at Soldier Field

Division: NFC North

Stadium: Soldier Field

Owner: Michael McCaskey

Head Coach: Lovie Smith, Fifth

season as Bears head coach, 36-

28 (.563) in regular season with Bears

Media Services Manager: Jim Christman, (847) 739-
5521

Series Record: Bears lead series, 12-11

Playing Surface: Natural Grass

Last Meeting: Dec. 30, 2007, Chicago 33, New
Orleans 25 at Soldier Field

2007 Record: 7-9, Tied for third in the NFC North

2007 Passing Leader: QB Brian Griese, 161-262-
1,803 yards, 10 TDs, 12 INTs, 75.6 passer rating
2007 Rushing Leader: RB Cedric Benson, 196 att.-
674 yards, 4 TDs

2007 Receiving Leader: WR Bernard Berrian, 71 rec.-
951 yards, 5 TDs

2007 Sack Leader: DE Adewale Ogunleye, 9.0

Top Saints Rushing Day vs. Bears: RB Ray Zellers –
21 carries for 174 yards, 1 TD, at the Louisiana
Superdome, Oct. 13, 1996

Top Saints Passing Day vs. Bears: QB Drew Brees –
35 of 60 for 320 yards, 3 TDs, at Soldier Field, Dec.
30, 2007

Top Saints Receiving Day vs. Bears: RB Pierre
Thomas – 12 catches for 121 yards, 1 TD, at Soldier
Field, Dec. 30, 2007

Series Notes: The Saints return to Soldier Field for
the third consecutive season, including the NFC
Championship in 2006... CB Mike McKenzie has
more interceptions against Chicago (four) than any
other team... At Chicago last season, RB Pierre
Thomas became the first Saint to rush for other 100
yards and eclipse the 100-yard receiving mark in the
same game, posting the third-highest yards from
scrimmage total (226) in team history. He was also
only the second rookie in NFL history to achieve the
feat... RB Reggie Bush's 88-yard catch and run for a
touchdown at Soldier Field was the longest play from
scrimmage in NFC Championship history.



Kansas City CHIEFS

Game No. 10: Sunday, Nov. 16,

Noon on FOX at Arrowhead
Stadium

Division: AFC West

Stadium: Arrowhead Stadium

Owner: Clark Hunt

Head Coach: Herm Edwards,

Third season as Chiefs head
coach, eighth season as NFL head coach, 13-19 (.407)
in regular season with Chiefs, 52-60 (.464) overall in
regular season

Director of Media Relations: Bob Moore, (816) 920-
9300

Series Record: Series tied, 4-4

Playing Surface: Natural Grass

Last Meeting: Nov. 14, 2004, New Orleans 27,



Detroit LIONS

Game No. 15: Sunday, Dec. 21,

Noon on FOX at Ford Field

Division: NFC North

Stadium: Ford Field

Owner: William Clay Ford

Head Coach: Rod Marinelli,

Third season as Lions head
coach, 10-22 (.313) in regular
season with Lions

Director of Media Relations: Matt Barnhart, (313)
216-4000



3230 Severn Ave. Metairie 504-885-9050 www.bennettscamera.com

Bennett's Camera

"Since 1909 Everything Photographic"



Nikon

Canon

OLYMPUS

PENTAX

TAMRON

*Digital & Film Processing
Enlargements to 40"x60"
VHS transfer to DVD
Frames & Custom Framing
Photo Accessories
DVD Duplication
Restorations
Design Services
Lighting
...AND MUCH MORE*

© 2006 S-V-C, Inc.

Tested in labs.
Proven by pros.
Dumped on coaches.

Gatorade

On the sidelines of the  since 1967. **is it in you?**