

2009
NEW ORLEANS SAINTS
MEDIA GUIDE




Bennett's Camera

3230 Severn Ave. Metairie, LA 70002 504.885.9050
www.bennettscamera.com







DIGITAL & FILM PROCESSING
VHS TO DVD CUSTOM FRAMING
PHOTO ACCESSORIES
DVD DUPLICATION RESTORATION
DESIGN SERVICES LIGHTING
FINE ART PRINTING
...AND MUCH MORE



 Official Photographic Sponsor of the New Orleans Saints

2009 SAINTS SCHEDULE

PRESEASON

8/14		Cincinnati BENGALS		7:00 PM	CST
8/22	@	Houston TEXANS		7:00 PM	CST
8/29	@	Oakland RAIDERS		3:00 PM	CST
9/3		Miami DOLPHINS		7:00 PM	CST

REGULAR SEASON

9/13		Detroit LIONS		12:00 PM	FOX
9/20	@	Philadelphia EAGLES		12:00 PM	FOX
9/27	@	Buffalo BILLS		3:05 PM	FOX
10/4		New York JETS		3:05 PM	CBS


BYE

10/18		New York GIANTS		12:00 PM	FOX
10/25	@	Miami DOLPHINS		3:15 PM	FOX
11/2		Atlanta FALCONS		7:30 PM	ESPN
11/8		Carolina PANTHERS		3:05 PM	FOX
11/15	@	St. Louis RAMS		12:00 PM	FOX
11/22	@	Tampa Bay BUCCANEERS		12:00 PM	FOX
11/30		New England PATRIOTS		7:30 PM	ESPN
12/6	@	Washington REDSKINS		12:00 PM	FOX
12/13	@	Atlanta FALCONS		12:00 PM	FOX
12/19		Dallas COWBOYS		7:20 PM	NFLN
12/27		Tampa Bay BUCCANEERS		12:00 PM	FOX
1/3	@	Carolina PANTHERS		12:00 PM	FOX

ALL TIMES CENTRAL

TABLE OF CONTENTS

OWNERSHIP	7-18	RECORDS	312-347
General Manager	21	Career Leaders	313-315
Coaching Staff	22-49	Yearly Leaders	316-323
Players	51-203	Individual Records	324-332
Rookies	204-210	Team Records	333-338
Free Agent/Undrafted	211-215	Two-Team Records	339
Alphabetical Roster	216-217	Consecutive Records	340
Numerical Roster	218-219	Big Games	341-343
How The Saints Were Built	220	Last Time	344
NFL Season In Review	223	Individual Playoff Records	345-346
Final Statistics	224-225	Team Playoff Records	347
Honors	226		
Final Defensive Statistics	227	HISTORY	348-455
Game-By-Game Saints	228	Year-By-Year	349
Game-By-Game Opponents	229	Saints Timeline	350-359
Participation Report	230-231	Uniform History	360
Game-By-Game Starters	232	Season Results	361-371
Team Superlatives	233	Series Records	372-376
Individual Superlatives	234	Attendance Figures	377
Individual Statistics	235-245	Preseason Results	378-381
Turnover Table	246	Preseason Records	382
Transactions Log	247-249	Year-By-Year Statistics	383-424
Game-By-Game Review	250-281	Playoff Game Summaries	425-428
Football Operations	283-299	All-Time Roster	429-435
		All-Time Numerical Roster	436-441
		NFL Honors	442-446
		NFL Draft History	447-452
		Saints In Prime Time	453
		Saints Hall of Fame	454
		Extra Points	455
ADMINISTRATION ..	300-311		
Staff	301-308		
Community Affairs	309-310		
Youth Programs	311		



2009 New Orleans Saints Media Guide
 The New Orleans Saints 2009 Media Guide was compiled by Greg Bensel, Ricky Zeller, Justin Macione and Dave Lawrence and is meant to serve as an information source for the media. Information contained herein was compiled by current and previous Saints media relations staffs.

Production, Design & Layout: Ricky Zeller. **Editorial & Statistics:** Dave Lawrence. **Photography:** Michael C. Hebert. **Printing:** Garrity Printing, New Orleans, La. Research assistance provided by Santo Labombarda from the Elias Sports Bureau, and Stats, Inc. All information current as of June 30, 2009.

© Copyright, 2009. New Orleans Saints.

STAFF DIRECTORY

EXECUTIVE	<i>Owner/President</i>	Medical Staff	<i>Team Physician</i>
Tom Benson		Dr. John Amoss	<i>Team Orthopedist</i>
Rita Benson LeBlanc	<i>Owner/Executive Vice President</i>	Dr. Deryk Jones	<i>Team Orthopedist</i>
Jennie Guarisco	<i>Executive Assistant to the Owner</i>	Dr. Misti Suri	<i>Associate Team Orthopedist</i>
Melissa Manwaring	<i>Administrative Asst. to the Owner</i>	Dr. Tim Finney	
Sonny Lee	<i>Chief Assistant to the Owner</i>		
FOOTBALL OPERATIONS		Vide	
Mickey Loomis	<i>Executive Vice President/General Manager</i>	Dave Desposito	<i>Video Director</i>
Khai Harley	<i>Director of Football Administration</i>	Jeff Jacobs	<i>Assistant Video Director</i>
James Nagaoka	<i>Director of Operations</i>	Joe Alley	<i>Video Assistant</i>
Geoff Santini	<i>Director of Security</i>	Marcus Ungaro	<i>Video Assistant</i>
Debbie Gallagher	<i>Executive Asst. to EVP/General Manager</i>		
Player Personnel		ADMINISTRATION & MARKETING	
Ryan Pace	<i>Pro Scouting Director</i>	Rita Benson LeBlanc	<i>Owner/Executive Vice President</i>
Rick Reiprish	<i>Director of College Scouting</i>	Vicky Neumeyer	<i>Vice President/General Counsel</i>
Brian Adams	<i>Assistant Director of College Scouting</i>	Marcus Boyle	<i>Dir. of Special Events & Business Initiatives</i>
Terry Fontenot	<i>Pro Scout</i>	Taylor Morgan	<i>Administration & Special Projects Support</i>
Dwaune Jones	<i>Area Scout</i>		
Josh Lucas	<i>Area Scout</i>	Marketing & Business Development	
Jim Monos	<i>Area Scout</i>	Ben Hales	<i>VP of Marketing & Business Development</i>
Mike Neu	<i>Area Scout</i>	Jean-Paul Dardenne	<i>Director of Corporate Partnerships</i>
Terry Wooden	<i>Area Scout</i>	Ian Tigchelaar	<i>Director of Business/Marketing Operations</i>
Ryan Hollern	<i>Combine Scout</i>	Heather Metzinger	<i>Director of Entertainment</i>
Jason Mitchell	<i>College Scouting Coordinator</i>	Keira Durrette	<i>Corporate Partnerships Service Manager</i>
Joseph Laime	<i>Salary Cap Analyst/Player Personnel</i>	Chris Cordaro	<i>Corporate Sales Account Executive</i>
Danny Callahan	<i>IT/Applications Development Manager</i>	Derek Henderson	<i>Corporate Sales Account Executive</i>
Joey Vitt, Jr.	<i>Scouting Assistant</i>	R.J. Mata	<i>Corporate Sales Account Executive</i>
		Whitney-Lehr Ray	<i>Corporate Partnerships Service Assistant</i>
		Stephen Pate	<i>Operations Manager</i>
		Josh Highnote	<i>Operations Assistant</i>
Coaching		Ticket & Suite Sales	
Sean Payton	<i>Head Coach</i>	Michael Stanfield	<i>Vice President of Ticket & Suite Sales</i>
Pete Carmichael, Jr.	<i>Offensive Coordinator</i>	Cindy Hart	<i>Dir. of Suite Sales, Services & Special Events</i>
Gregg Williams	<i>Defensive Coordinator</i>	Justin Varnum	<i>Director of Ticket Operations</i>
Joe Vitt	<i>Assistant Head Coach/Linebackers</i>	Travis Burkett	<i>Ticket Sales Manager</i>
Greg McMahon	<i>Special Teams Coordinator</i>	Derrick James	<i>Box Office Manager</i>
Dennis Allen	<i>Secondary</i>	Missy Pender	<i>Manager of Suite Services</i>
Adam Bailey	<i>Assistant Strength & Conditioning</i>	Joe Chavis	<i>Customer Service Representative</i>
Dan Dalrymple	<i>Head Strength & Conditioning</i>	Angel Suhor	<i>Customer Service Representative</i>
Bret Ingalls	<i>Running Backs</i>	Austin Bull	<i>Ticket Sales Account Executive</i>
Bill Johnson	<i>Defensive Line</i>	Jared Capozzi	<i>Ticket Sales Account Executive</i>
Curtis Johnson	<i>Wide Receivers</i>	Thomas Han	<i>Ticket Sales Account Executive</i>
Travis Jones	<i>Assistant Defensive Line</i>	Evan Lindsey	<i>Ticket Sales Account Executive</i>
Aaron Kromer	<i>Offensive Line/Running Game</i>	Paul Zimmer	<i>Ticket Sales Account Executive</i>
Joe Lombardi	<i>Quarterbacks</i>	Michael Lewis	<i>Team Ambassador</i>
Terry Malone	<i>Tight Ends</i>	Charlene Brown	<i>Receptionist</i>
Mike Mallory	<i>Assistant Special Teams</i>	Stacey Hess	<i>Receptionist</i>
Tony Oden	<i>Assistant Secondary</i>		
Mike Cerullo	<i>Coaching Assistant</i>	Youth Programs	
Carter Sheridan	<i>Offensive Asst./Asst. Player Programs</i>	Jason Trosclair	<i>Director of Youth Programs</i>
Blake Williams	<i>Coaching Assistant</i>	Ryan Murphy	<i>Youth Programs Assistant</i>
Adam Zimmer	<i>Defensive Assistant/Linebackers</i>		
Charles Byrd	<i>Strength & Conditioning Assistant</i>	Community Affairs	
Sondra Egan	<i>Administrative Asst. to the Head Coach</i>	Nick Karl	<i>Director of Community Affairs</i>
		Elicia Broussard	<i>Assistant Director of Community Affairs</i>
Equipment			
Dan Simmons	<i>Head Equipment Manager</i>	FINANCE & ACCOUNTING	
John Baumgartner	<i>Assistant Equipment Manager</i>	Dennis Lauscha	<i>Executive Vice President/Chief Financial Officer</i>
Silky Powell	<i>Assistant Equipment Manager</i>	Jay Romig	<i>Administrative Director</i>
Shaun Alfred	<i>Equipment Assistant</i>	Charleen Sharpe	<i>Comptroller</i>
Corey Gaudet	<i>Equipment Assistant</i>	Linda Bourgeois	<i>Staff Accountant</i>
Joey Greer	<i>Equipment Assistant</i>	Margaret Lewis	<i>Staff Accountant/Assistant Comptroller</i>
		Jeanne Brown	<i>Executive Assistant to the EVP/CFO</i>
Communications		Tyler Cocek	<i>Accounting Intern</i>
Greg Bensel	<i>Vice President of Communications</i>	John Berfect	<i>Mail Clerk</i>
Ricky Zeller	<i>Director of Communications</i>		
Justin Macione	<i>Communications Manager</i>	Human Resources	
Dave Lawrence	<i>Communications Assistant</i>	Laura Russett	<i>Human Resources Coordinator</i>
New Media		Information Technologies	
Doug Miller	<i>Senior Director of New Media</i>	Jeff Huffman	<i>IT Network Manager</i>
		Jody Barbier	<i>IS/Applications Support Manager</i>
		Chad Vincent	<i>New Media Developer</i>
Player Development			
Fred McAfee	<i>Director of Player Development</i>	Facilities	
		Terry Ashburn	<i>Facilities Manager</i>
Athletic Training		Lester Vallet Jr.	<i>Assistant Facilities Manager</i>
Scottie Patton	<i>Head Athletic Trainer</i>	Wade Vicknair	<i>Grounds Superintendent</i>
Duane Brooks	<i>Assistant Athletic Trainer</i>	Corey Rogers	<i>Facilities Assistant</i>
Kevin Mangum	<i>Assistant Athletic Trainer</i>		
Eric Richardson	<i>Assistant Athletic Trainer</i>	Photographer	
		Michael C. Hebert	<i>Director of Photography</i>



New Orleans Saints
 5800 AIRLINE DRIVE | METAIRIE, LA 70003
 MAIN OFFICE (504) 733-0255 | TICKET OFFICE (504) 731-1700





Tom **BENSON** OWNER/PRESIDENT



The defining traits of Tom Benson's tenure as owner of the New Orleans Saints have been simple – focus all of his efforts and resources on bringing the fans what has been unprecedented success on the football field, and support

his hometown and the entire region by investing in the community. Mr. Benson has understood since purchasing the club in 1985 that the Saints are part of the fabric of the Gulf South: a cornerstone of the region economically and he has made them a leader in charitable causes.

The Saints enter their 25th season under Mr. Benson's ownership in 2008, a period where the team has reached its greatest heights – whether judged by victories, playoff appearances, Superdome attendance figures, national television exposure, economic impact or charitable involvement. The club has become more than just an NFL team in New Orleans under Mr. Benson's leadership, it has become part of the fabric of the city that proudly represents an entire region.

While his work within the organization and the Saints' turnaround is well documented, his efforts have also paid dividends for the city and the surrounding area. During his tenure as owner, the city has already hosted four Super Bowls, and has recently been awarded Super Bowl XLVII, to be played in 2013. Mr. Benson has been the driving force behind each campaign to secure the contest, and made this latest accomplishment his top priority in an effort to present the recovery of New Orleans on an international level. And each Super Bowl has been an economic windfall that totals over \$400 million, not to mention the exposure and charitable contributions the NFL makes during Super Bowl week.

Mr. Benson has made the objectives of success, support and investment in the region not only his personal direction daily, but the core values of the entire organization. Success has followed, both on the field and off. When Mr. Benson purchased the team, the Saints entered the most compelling and memorable period in franchise history. Prior to his arrival, the club's fans had never enjoyed a winning record, celebrated a division title or experienced the thrill of playoff victories.

But Mr. Benson's impact was immediate. Two years after assuming the reins of the organization, the Saints hosted their first playoff contest. After multiple winning seasons, playoff berths and division titles since, in 2006 the club advanced to the NFC Championship Game, lifting the spirits of the entire region.

His dedication to New Orleans has been among Mr. Benson's most rewarding endeavors. Since 2005, he has positioned the Saints as a leader in the recovery of the region in the wake of Hurricane Katrina, the worst natural disaster in our nation's history. The club was among the first major businesses to return to New Orleans, and in 2006 had a thrilling season which became an inspiration for a region on the mend. The efforts of the organization have continued to lift the community, with the team serving as an economic engine and a pacesetter in philanthropic contributions.

Under Mr. Benson's guidance, the Saints have been a focal point for healing and restoration – annually putting \$5 million in charitable contributions, goods and services back into the Gulf South and Greater New Orleans. He pledged the club's commitment to the region was firm and lasting, with his focus on building a stronger and more unified city. It's a direction that continues to evolve and expand.

Mr. Benson's most ambitious project to date was announced recently, as he stepped forward with a new partnership that will sustain the club's commitment to the state through 2025 and also created a new Sports Development District in the city. The agreement includes Mr. Benson and his family purchasing and redeveloping the New Orleans Centre – a mall adjacent to the Superdome that has sat vacant and in disrepair since 2005 – as well as purchasing the Dominion Tower, an office building near the stadium that has also been dormant since Hurricane Katrina.

This innovative economic investment plan will revitalize the Superdome area, and the agreement with the state includes a dramatic modernization of the stadium. The upgrades with his help will include a legion of new enhancements to improve the fan experience for all events at the Superdome, and keep the building competitive with new stadiums across the country.

Mr. Benson's vision of what an NFL club should be off the field – proactive, with a positive impact on the prosperity of the community and the charities that support the less fortunate – has been the determining factor of the Saints' approach.

And Mr. Benson has not only reached out by supporting charities, but also by recognizing the future of the area's economy depends on keeping major businesses and employers in the Gulf South locally-owned. His philosophy is to rebuild the economy by developing the infrastructure of the region from the inside, and Mr. Benson recently made another large investment in the city's future and has encouraged a number of other businesses to follow his example.

In 2008, he purchased WVUE, making FOX-8 the only network-affiliated television station in the New Orleans market that is wholly locally-owned. After researching the trends of the media industry, Mr. Benson discovered television stations have increasingly become parts of national media conglomerates, and his focus remains on keeping Louisiana businesses owned by those with ties to the state.

Since 2006 – when New Orleans captured the nation's imagination by winning the NFC South and advancing further into the postseason than ever before – the

BENSON COMMUNITY SERVICE

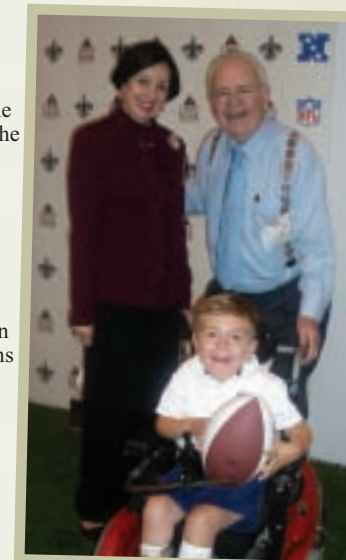
Tom Benson's greatest impact over the last 25 years has been in the community, and the club's charitable involvement has been among his most rewarding endeavors personally since 1985. He realized immediately the Saints could be more than just a football team to the region, and that the club's players, coaches and staff were pacesetters when it came to volunteerism, involvement, donations and charitable outreach. As a corporate citizen, the Saints annually put millions of dollars back into the community in financial support, in-kind donations, charitable appearances and the donation of goods and services – not to mention the club's critical role in economic impact and development.



Mr. Benson and the Saints have been honored repeatedly during his years as Owner for the support and care of charitable and civic causes, including the Volunteers of American selecting Mr. Benson as the winner of the annual Good Samaritan Award in Philanthropy in 2008.

Just days following the storm, Mr. Benson and his family started the New Orleans Saints Hurricane Katrina Relief Fund, raising over \$1 million. Annually, the club has also partnered with local youth-oriented charities such as the Boys & Girls Clubs, Special Olympics, Boy and Girl Scouts and the United Way to reach as many children as possible. And over 45 foundations and agencies receive monetary donations from the Saints each year – organizations as diverse as Make-A-Wish Foundation, the American Heart Association, the United Negro College Fund, Habitat For Humanity, the New Orleans Police and Justice Foundation, the National Council of Jewish Women and the Louisiana Philharmonic Orchestra.

In addition to backing charities, Mr. Benson has also been a leading advocate for New Orleans and the Gulf South region. He lends his support in attracting new events to the city, and members of the Saints' front office recently worked in conjunction with the Greater New Orleans Sports Foundation and NCAA to bid and receive both the Men's and Women's Final Four Basketball Championships. And his work on behalf of New Orleans to land future Super Bowls for the city has been tireless.



Saints have been symbolic of the region's resolve and grit, though Mr. Benson as usual chooses to work quietly in the background.

His tenure as owner has been defined by honesty, dedication, loyalty and commitment to the city, region, Saints and the NFL. When Mr. Benson initially became interested in purchasing the club in 1985, he was motivated by out-of-town investors were planning to move the club from New Orleans. He was certainly a fan of the game and the Saints, but the sport had yet to become one of Benson's passions.

As one of the area's top businessmen, Mr. Benson recognized the importance of the team to the region, and he immediately spearheaded the effort to keep the Saints. But unlike others at the time, it wasn't just an emotional plea. He pooled all of his resources, purchased the club in 1985 and preserved the Saints for the team's legion of fans across the area. And the once-rampant speculation that the club was moving immediately ceased.

While Mr. Benson's initial motivation for purchasing the team was to ensure it did not leave New Orleans, all of the Saints' best seasons have come since his arrival, and Mr. Benson's goal remains for the club to rank among the most-admired franchises in all of sports.

So perhaps the Saints' successes in the years since were to be expected. Football was a new business for Mr. Benson when he arrived on the scene, but he was a quick learner and followed his lifelong professional philosophy of finding the right people and giving them the freedom to handle their responsibilities.

Mr. Benson also immediately emerged as one of the most trusted and valued figures in the league. He has played a key role in many capacities, including three stints as Chairman of the Finance Committee, one of the league's most difficult, time-consuming and influential positions. The assignment is evidence of the



respect and esteem in which he is held by successive NFL commissioners and his fellow NFL owners.

Community involvement has been the hallmark of the Benson era since he became the owner of the team, and because of those efforts the World Sports Humanitarian Hall of Fame has twice recognized the club as one of the five most charitable professional organizations. Mr. Benson was selected by the Volunteers of American as the winner of its annual Good Samaritan Award in Philanthropy in recognition of his work in the wake of Hurricane Katrina.

His wife, the former Gayle Marie LaJaunie and a fellow native of New Orleans, is also involved in several charitable endeavors, including supporting local and regional causes. Mr. and Mrs. Benson have also funded the building of a football stadium located on the University of Incarnate Word Campus, known as Gayle and Tom Benson Field.

In 1945, Mr. Benson served in the Navy aboard the U.S.S. South Dakota and has remained particularly close to this branch of the armed forces. He is the only enlisted man to serve on the Board of Trustees of the Pensacola Naval Museum and has been honored with an award from the crew of the submarine U.S.S. Louisiana. In 2007, Mr. Benson was honored by the U.S. Navy Memorial with the Lone Sailor Award, presented to those who exemplify the core values of honor, courage and commitment.

A leading advocate for the National World War II Memorial in Washington D.C., Mr. Benson was also a major contributor and past director of The National D-Day Museum in New Orleans, with his pledges helping fund the Pacific Exhibit Grand Opening and the Midway Theater.



— Mr. Benson meeting with La. Gov. Bobby Jindal at the Saints Facility


BENSON MILESTONES

1985 Ownership of club officially transferred to Tom Benson on May 31 and he becomes managing general partner of the Saints. With training camp almost a month away, Mr. Benson maintained the team management group that he inherited.

1986 The Benson influence really begins, as the Owner puts his management team in charge of the franchise. His first hire: Jim Finks as president/general manager on Jan. 14. Jim Mora is named the club's 10th head coach two weeks later.

1987 The Saints post a franchise-best 12-3 record – including victories in the final nine contests – and make the playoffs for the first time.

1988 The Saints finish 10-6, posting a double-digit victory total again and achieving consecutive winning seasons for the first time in team record books.



1989 Mr. Benson appointed Chairman of the league's most influential group, the NFL Finance Committee, a position he kept before stepping down in the mid-1990s.
1990 After winning six of their last nine games, the Saints earn their second playoff appearance by finishing second in the NFC West.

1991 New Orleans clinched its first-ever division championship at 11-5 as the Superdome hosts its first playoff game.

1992 The Saints post a 12-4 record and host a playoff game for the second-straight year. Mr. Benson assumes sole ownership of the club.

1993 The Saints finish second in the NFC West, with the club recording its seventh-straight non-losing season.

1996 Marking a first for the organization, the coaches, players and staff are housed under one roof with the opening of the team's state-of-the-art facility.

1999 Mr. Benson promises the club's fans he will "take whatever steps necessary at the end of the season to make the New Orleans Saints a winning franchise."

2000 New Orleans wins the NFC West with a 10-6 record. The Saints win their first playoff game, a 31-28 thriller over St. Louis in the Superdome.



BENSON MILESTONES

2001 New Orleans sets home attendance record – 560,472. The city hosts its fourth Super Bowl during Mr. Benson's tenure as Owner – including 1986, 1990 and 1997.

2003 Mr. Benson again appointed Chairman of the Finance Committee; Construction of new indoor practice facility and other improvements are finished before camp.

2004 The Saints notched their 150th win since Mr. Benson assumed ownership with a 28-25 overtime victory at St. Louis.

2005 After Hurricane Katrina ravaged the Gulf South on the verge of the NFL's opening weekend, Benson was forced to move the club's entire operation. Under his leadership, the Saints were able to continue the season, including holding four games in Baton Rouge. The club established the Hurricane Katrina Relief Fund, raising over \$1 million.

2006 The team returns to Louisiana, with Mr. Benson positioning the club as an emblem of the state's resolve and determination in rebuilding. The Saints – selling out on a season-ticket basis for the first time – win the NFC South title under the guidance of new coach Sean Payton at 10-6. The victory total included a memorable, 23-3 win over Atlanta in the reopening of the Superdome. The team advanced to the NFC Championship for the first time in franchise history.


2007 Saints reach 350th regular-season game under Mr. Benson's ownership tenure, a 31-24 victory over Arizona in the Superdome.

2008 Mr. Benson purchases WVUE, making FOX-8 the only network-affiliated television station in the New Orleans market that is wholly locally-owned. He also brings Horizon Entertainment to New Orleans in a joint venture as part of his Louisiana Media Company.

2009 In what Mr. Benson considers part of his legacy in Louisiana, the New Orleans native reaches an agreement with the state through 2025 that will create a new Sports Development District downtown. The Benson family will purchase and redevelop two properties – each adjacent to the Superdome and have sat dormant and in disrepair since 2005 – an economic windfall for the region without any new taxes.

New Orleans selected by the NFL to host Super Bowl XLVII, to be played in 2013, with Mr. Benson serving as the city's leading advocate in the campaign. It is the fifth time New Orleans has been selected to host the Super Bowl since Mr. Benson has owned the club.





Rita Benson
LeBLANC
 OWNER/EXECUTIVE
 VICE PRESIDENT

Owner/Executive Vice President Rita Benson LeBlanc is the leader of the of the business and administrative operations of the New Orleans Saints, with a myriad of daily responsibilities that includes overseeing all sales and marketing efforts, the club's community and youth programs, game day entertainment and stadium operations.

LeBlanc also represents the club at NFL Ownership Meetings, where she chairs the NFL Employee Benefits Committee and serves on the NFL International Committee – which has brought the NFL International Series to London to expand the popularity and reach of the NFL around the globe. She also works tirelessly in New Orleans' efforts to host future Super Bowls.

LeBlanc played an integral role in the Saints playing the San Diego Chargers at London's Wembley Stadium on Oct. 26, 2008, with one of her primary objectives being to stimulate the economy of the Gulf South on an international level. During the week-long trip, she helped build partnerships between local and international business leaders and stressed the importance of Louisiana tourism.

For years, LeBlanc has worked in various areas within the Saints organization as well as the League office. She has served in nearly every department within the club, and has also spearheaded fiscal responsibility, business development and stadium research. Her past sports experience includes roles with the NFL in New York, the NFL Properties Publishing Group in Los Angeles and NFL Films in Mount Laurel, N.J. She was a member of the inaugural class of the NFL Managers Program at Stanford University's Executive Education Graduate School of Business.

LeBlanc's leadership in the New Orleans community has become increasingly evident in recent years. During and after Hurricanes Katrina and Rita in 2005, under the leadership of Saints owner Tom Benson, she played a critical role in securing the return of the Saints to New Orleans. Since the team's return, LeBlanc has focused her efforts on fulfilling Mr. Benson's pledge to Saints fans throughout the Gulf South "to build a winning team, on and off the field, and be leaders in the rebuilding of the Gulf South."

In the immediate days following the storms, LeBlanc helped establish the New Orleans Saints Hurricane Katrina Relief Fund, which raised over \$1 million dollars to assist the citizens of the Gulf South. She also coordinated the continuing

refurbishment of the Superdome and joined the New Orleans Business Council to work for economic growth and development in the area.

Recently, the Benson family again displayed their unwavering commitment to the region, announcing a new partnership with the state of Louisiana that calls for the club to make a long-term investment that will dramatically revitalize the neighborhood around the Superdome.

The partnership includes the Benson family purchasing and redeveloping the New Orleans Centre and Dominion Tower, two properties that have sat largely dormant and in disrepair since 2005 in the wake of Hurricane Katrina.

The Saints and the LSED will join into an innovative co-development agreement to create a Sports Development District downtown, which will feature an interactive entertainment venue, commercial office space and parking. The Superdome will be modernized to make it competitive with the newest stadiums in the NFL, and the club's lease with the stadium has been extended through 2025.

LeBlanc is also a member of the Board of Directors of Louisiana Media Company, where she is actively involved in the operations of WVUE FOX-8 – purchased by Mr. Benson in 2008 and the only network-affiliated television station in the New Orleans market that is wholly locally owned – and the film and production projects of Horizon Entertainment.

The Louisiana Media Company has increased jobs, revenue and exposure for the state, and Horizon has brought feature film projects to the region. As an executive producer with Horizon, LeBlanc has been a creative influence with projects such as the MTV series "Two-a-Days," films such as "Father of Invention" and special events such as "Fuse's Live from the VooDoo Fest."

LeBlanc's close working relationship with the League office has proved to be beneficial in securing League grants and programs that benefit Gulf South youth and charitable initiatives. Since 2006, the Saints distributed over \$1.5 million dollars to high school and youth football organizations to help in their post Katrina rebuilding process.

Under LeBlanc's direction, the Saints maintain an active presence throughout the Gulf South region by developing and implementing programs that not only allow children to experience the excitement of Saints football but also teach important life skills. Over 5,000 charities, schools, churches, foundations and festivals receive in-kind donations from the club annually. Over 50,000 young people are reached yearly through Saints Youth Programs, over 700 instructors, coaches and athletic directors receive training and over 130 schools and playgrounds in the region are visited.

For her dedication and efforts in youth football development, LeBlanc was awarded the 2008 "Star Performance Award" by the Professional Football Strength and Conditioning Coaches Society. Continuing to help foster the growth

of the sport among the region's youth through education, LeBlanc was honored with the 2008 Pop Warner Female Achievement Award by the Pop Warner Little Scholars organization.

LeBlanc has directed the team's marketing development efforts that have lead the club to new heights in season ticket sales. The club sold-out on a season-ticket basis for the first time in 2006, and has duplicated the feat each year since. The team was named "2006 Marketer of the Year" by the American Marketing Association's New Orleans region chapter and received the MAX award for its 2006 "Winning Is An Attitude" advertising campaign.

In addition, LeBlanc is committed to bringing additional international events to the city of New Orleans in an effort to increase the city's global exposure. LeBlanc played an integral part in hosting the first U.S. Women's Soccer National Team match in the state of Louisiana versus the Brazilian Women's National team on July 13, 2003. This game was also the first full international soccer match in the state, and was televised live by ESPN both domestically and internationally.

Previously she aided the preparation and execution of a trade mission to Honduras to explore the potential of an international market for professional football. As a direct result, the Saints signed a partnership agreement with Olimpia Deportivo, Honduras' largest sports club. This partnership included bilateral exchange programs, marketing visits, and training seminars. This trade mission also resulted in the playing of a soccer match in New Orleans between the Dallas Burn of the MLS and a Honduran club.

LeBlanc was recognized for her work on behalf of the team and community by being named one of the forty most influential sports executives under the age of forty by Street and Smith's Sports Business Journal in both 2007 and 2008. She was also recognized by Louisiana Lt. Governor Mitch Landrieu with the inaugural "Changing Louisiana Award" for her volunteerism and social entrepreneurship on behalf of the state. In 2008, LeBlanc was also honored in New York as one of three selections by vote for WISE's (Women in Sports and Events) "Women of the Year" for 2008.

In addition to leading the team's expansive community, youth and charitable efforts, LeBlanc serves on the New Orleans Business Council, the United Way Board of Trustees, the Board of Trustees of Loyola University, the Shirley Landry Benson PACE Center at St. Cecilia, and the Oblate Missionary Partnership. She is also involved with significant efforts to support coastal preservation and flood protection, working with Women of the Storm and The Coast Guardians to raise public awareness of these critical environmental conservation issues. These efforts have included lobbying members of Congress in Washington, DC, creating public service announcements and recruiting players and their families to lend their support to the mission.

LeBlanc is a graduate of Texas A&M University with a B.S. in Agribusiness –

studying abroad for a semester in Italy focusing on international finance and art – and also received a certificate in International Business from the Lowry Mays School of Business.


BOARD OF DIRECTORS

Mr. Benson is the Chairman of the Saints Board of Directors that includes:



RITA BENSON LeBLANC

LeBlanc supervises the entire business and administrative operations of the Saints, including sales, marketing, game day entertainment, stadium operations and all community endeavors. She represents the club at NFL Ownership Meetings and has also made the rebuilding of the Gulf South following recent hurricanes a priority of the organization.



RENEE BENSON

Renee Benson is the Owner/President of Renson Enterprises, LLC., and member of the Board of Directors of the Lone Star Capital Bank, NA, both located in San Antonio, Texas. She is also the Owner/President of Uptown Blanco Arts & Entertainment, LLC, located in the heart of downtown Blanco, Texas. Benson is active in numerous philanthropic and professional organizations.



RYAN LeBLANC

LeBlanc, Mr. Benson's grandson, oversees the daily operation of the sprawling, 2,500-acre Benson Farm and Ranch – known nationwide as a premier hunting destination – in Johnson City, Texas. The ranch features a herd of over 200 Black Angus cattle, 500 Texas White Tail Deer, exotic animals from all over the world and has purchased, bred and raced over 100 thoroughbred horses.



MICKEY LOOMIS

Loomis has been with the Saints since 2000 and was promoted to General Manager in 2002. He took on the additional title of Executive Vice President later that year and is responsible for the club's entire football operations. Loomis was a near-unanimous selection as the 2006 NFL Executive of the Year.



TOM RODDY

Born in Houma, La., Roddy has a long association with Mr. Benson in both the banking and automotive businesses. He has overseen the day-to-day operations of Benson Management Company as well as Benson Financial Corp. Roddy has also been a member of the Owner's search teams for key hires by the club in the past.

OWNERSHIP

BOARD OF DIRECTORS, cont.



STANLEY ROSENBERG

One of Tom Benson's most trusted advisers, Rosenberg has been an associate of the Owner's for over 40 years. In addition to his role as Mr. Benson's attorney, Rosenberg has assisted in representing the club in negotiations with the state and has offered experienced counsel in the selection of the Saints' key hires since 1985. Rosenberg played a key role in the Saints' recent partnership with the state that includes Mr. Benson and his family purchasing the New Orleans Centre and Dominion Tower and a dramatic modernization of the Superdome.



DENNIS LAUSCHA

Lauscha supervises all financial functions of the club and has a lead role in negotiations with government officials – including the recent agreement with the state that includes a 15-year extension of the club's lease with the Superdome and the Benson family purchasing and restoring two properties adjacent to the stadium. Entering his 12th year with the club, Lauscha is the Executive Vice President/Chief Financial Officer and also oversees several administrative and operations departments.

EXECUTIVE STAFF




JENNIE GUARISCO
Executive Assistant to the Owner



MELISSA MANWARING
Administrative Assistant to the Owner



SONNY LEE
Chief Assistant to the Owner



FOOTBALL

FOOTBALL

OWNERSHIP

FOOTBALL

ADMINISTRATION

RECORDS

HISTORY



GENERALMANAGER



Mickey LOOMIS

EXECUTIVE VICE PRESIDENT/
GENERAL MANAGER

Responsible for the club's entire football operations, Executive Vice President/General Manager Mickey Loomis enters his eighth season in his current position and 10th with the Saints. He is a veteran of over 25 years in the NFL and during his time in New Orleans has been honored with the most prestigious awards presented to a league executive.

Loomis was promoted to General Manager in 2002 and earned the additional title of Executive Vice President later that year. The departments under his direction include coaching, player personnel and scouting, salary cap management, contract negotiations, athletic training, equipment, video and communications.

In 2006 – after being the key figure in the hiring of Sean Payton, the signing of Drew Brees and essentially rebuilding a team that would advance to the NFC Championship – Loomis was voted the NFL Executive of the Year by Pro Football Weekly/Pro Football Writers of America. He was also honored by the Sporting News as the George Young Executive of the Year, an award voted on annually by NFL front-office executives and owners.


While his responsibilities have grown during his tenure with the Saints, Loomis has been a key figure in the highest management circle of the organization since arrival in 2000. Loomis joined the club as Director of Football Administration, a post he held until 2002, handling contract negotiations, managing the salary cap and coordinating different areas of the football operations.

In 2005, Loomis helped steer the club through unprecedented challenges for an NFL team. He calmly guided the staff and players through a sudden evacuation from New Orleans in the wake of Hurricane Katrina, in addition to several moves of the club's base of operations.

Previously, in 2003 Loomis oversaw the renovation of the Saints headquarters that added an indoor practice facility, new weight room and cafeteria, giving the organization one of the league's top training complexes.

Prior to arriving in New Orleans, Loomis spent 15 years with the Seattle Seahawks, including as executive vice president from 1992-98. He joined the Seahawks in October 1983, was promoted to vice president/finance in 1990 and to executive vice president in 1992.

A native of Eugene, Ore., Loomis has a degree in accounting from the University of Oregon and a master's degree in sports administration from Wichita State University. Married to Melanie, Loomis has two children: a son, Alex, and a daughter, Katherine.



Sean
PAYTON
HEAD COACH

Entering his fourth season with the New Orleans Saints, Sean Payton already ranks among the most successful coaches in club history, with accomplishments that include winning NFL Coach of the Year honors, leading the club to the NFC Championship and overseeing an offense that has shattered the majority of the team's all-time records.

Payton has also instilled a winning culture within the organization since his arrival by stressing responsibility, character and accountability. He has rebuilt the roster and put together a staff of coaches that is deep in teachers of the fundamentals. As the team enters preparations for the 2009 season, only seven players remain from the roster Payton inherited.

In 2008, the Saints ranked No. 1 in the NFL in total offense for only the second time in club history - duplicating the feat achieved in 2006, Payton's first season with the team. With Payton serving as play-caller, last season the Saints set team records for points (463), total yards (6,571), net passing yards (4,977), touchdowns (57) and first downs (354).

Also in 2008, New Orleans defeated playoff teams Atlanta and San Diego - with the victory over the Chargers coming in the NFL International Series in London. The Saints also tied a team record for single-game scoring in a 51-29 win over Green Bay.

In 2007, the Saints endured injuries and a slow start, but put together a four-game winning streak to get back into playoff contention. New Orleans finished No. 4 in the NFL in total offense while also holding nine opponents to 17 points or fewer.

Payton scrapped the traditional timetable for rebuilding an NFL club in 2006. In his opening season as a head coach, the Saints jumped out to a 3-0 record - a first in team history and equaling the team's win total from the previous year - and clinched the NFC South title before the regular season finale. New Orleans led the NFL in total offense and advanced to the NFC Championship for the first time.

When 2006 came to a close, Payton was voted the Coach of the Year by the Associated Press, Pro Football Weekly/Pro Football Writers of America, The Sporting News and the Maxwell Club.

Payton was hired as the 14th head coach in Saints history on Jan. 18, 2006 after being a member of the Dallas Cowboys staff since 2003. In 2009 he enters his 13th season in the NFL and 21st in coaching.

Prior to his final season with the Cowboys, Payton was promoted to assistant head coach/passing game coordinator and was responsible for the team's play-calling. For the previous two years, he had been assistant head coach/quarterbacks.

In 2005, the Cowboys tied for second in the NFC with 318 first downs. When Payton arrived Dallas had ranked 31st in passing the previous year but immediately improved to 17th.

Payton came to Dallas after four years with the New York Giants (1999-2002), the last three as offensive coordinator after spending his first season as quarterbacks coach. Payton solidified his reputation as one of the game's brightest offensive minds in 2000. In his first season as coordinator, the Giants captured the NFC title and went to Super Bowl XXXV. New York scored 328 points - the club's highest total since 1990 - and finished 13th in the NFL in total offense.

Payton was first assigned play-calling duties prior to a game against the Jets on Dec. 5, 1999. The Giants responded with 41 points and 490 yards - both season-highs - and he retained that assignment over the final five games. Appointed the offensive coordinator the following season, over the next three years the Giants

PAYTONBYTHENUMBERS



A look at the team records set since the start of the 2006 season:

- Most Points:** 463 – 2008
- Most Touchdowns:** 57 – 2008; 49 – 2006 (tied, 2002); 47 – 2007
- Most Touchdowns Passing:** 34 – 2008; 28 – 2007; 27 – 2006 (tied, 2001)
- Most First Downs:** 354 – 2008; 346 – 2007; 330 – 2006
- Most First Downs Passing:** 232 – 2008 (tied, 2007); 207 – 2006
- Most Net Yards:** 6,571 – 2008; 6,264 – 2006; 5,780 – 2007
- Highest Avg. Per Offensive Play:** 6.3 – 2008; 5.8 – 2006
- Most Passing Yards:** 4,977 – 2008; 4,503 – 2006; 4,314 – 2007
- Most Pass Attempts:** 652 – 2007; 636 – 2008
- Most Pass Completions:** 440 – 2007 (NFL Record); 413 – 2008; 372 – 2006
- Highest Completion Pct.:** 67.5 – 2007; 64.9 – 2008
- Fewest Sacks Allowed:** 13 – 2008
- Highest Avg. Per Rush:** 4.9 – 2006 (tied, 1980)
- Fewest Turnovers Committed:** 23 -2006
- Most Punt Returns For Touchdown:** 3 – 2008



PLAYITFORWARD

Head Coach Sean Payton and his wife, Beth, launched the Play It Forward Foundation in 2008 to raise funds and awareness to help families in need in the areas of health, education and social welfare. Since, it has also served as a catalyst for various non-profit organizations to improve the quality of life for local families in need, as well as support disadvantaged and disabled individuals through educational-based initiatives, increased and improved health-care support systems, and social welfare through research, education and professional services.

In October of 2008, the foundation held its first Black & Gold Gala fundraiser at the Louisiana Superdome, with ESPN's Chris Berman serving as the gala's master of ceremonies. Three of the main benefactors were Brad Pitt's Make It Right NOLA, Blaine Kern's First Responder's Fund and the Dr. Phil Foundation. The multiple approach advanced the mission of enriching lives and strengthening the New Orleans community and Gulf South region, and musicians Jimmy Buffet and Irma Thomas served as honorary chairs of the event.

In May, the foundation hosted its inaugural golf tournament – the Celebrity Kid's Classic – raising thousands of dollars to benefit children's charities throughout Greater New Orleans. For more information, visit www.paytonspayitforwardfoundation.com.

Prior to training camp, Payton also hosted his High School Football Camp, a free camp at the team's training facility for high school players focused on developing skill position players. It also included a life skills presentation given by Payton.



— Master of Ceremonies Chris Berman, Dr. Phil McGraw, Beth and Sean Payton and local musician Irma Thomas at the Black and Gold Gala.

passing attack continually improved, ranking 13th in the NFL in 2000, tied for eighth in 2001 and sixth in 2002.

In 2002 the Giants also finished sixth overall in total offense, the team's highest ranking since 1985. In the previous decade, New York hadn't ranked above 20th. Prior to joining the Giants, he spent 1997 and 1998 as Philadelphia's quarterbacks coach.

During his career, Payton has had particular success tutoring quarterbacks. Drew Brees has thrived since arriving in New Orleans, including last year becoming only the second passer in NFL history to throw for over 5,000 yards in a season. In 2007, Brees set a league record with 440 completions, and he owns club records for almost every single-season category.

Since 2000, every passer under Payton's guidance has thrown for over 3,000 yards. The three starting quarterbacks he worked with in Dallas – Drew Bledsoe in 2005, Vinny Testaverde in 2004 and Quincy Carter in 2003 – all surpassed the milestone. And while Payton was in New York, Giants QB Kerry Collins had 4,073 yards in 2002.

Payton wrapped two coaching stints at San Diego State University (1988-89 and 1992-93) around a stop at Indiana State (1990-91). During his second stretch with the Aztecs, Payton was running backs coach, working with Heisman Trophy runner-up Marshall Faulk before becoming quarterbacks coach.

Following the 1993 season, Payton moved to Miami of Ohio (1994-95) where he was quarterbacks coach prior to being promoted to co-offensive coordinator. He spent 1996 as quarterbacks coach at Illinois before entering the NFL with Philadelphia.

Payton earned a degree in communications at Eastern Illinois, where as a quarterback he had 10,665 passing yards, then the third-highest total in NCAA Division I-AA history. The three-time AP All-American selection had professional stints with Chicago of the Arena Football League, Ottawa of the Canadian Football League and the Chicago Bears in 1987. Payton was inducted into the Eastern Illinois Hall of Fame in September of 2000.

Born Dec. 29, 1963 in San Mateo, Calif., and raised in Naperville, Ill., Payton and his wife, Beth, have a daughter, Meghan and a son, Connor.

PLAYING CAREER: Eastern Illinois, 1982-86; Chicago Bruisers (Arena Football League), 1987; Ottawa Rough Riders (CFL), 1987; Chicago Bears, 1987.

COACHING CAREER: San Diego State, 1988-89; Indiana State, 1990-91; San Diego State, 1992-93; Miami (Ohio), 1994-95; Illinois, 1996; Philadelphia Eagles, 1997-98; New York Giants, 1999-2002; Dallas Cowboys, 2003-05; New Orleans Saints (head coach), 2006-.



Gregg
WILLIAMS
DEFENSIVE COORDINATOR

When Coach Sean Payton began the search for a defensive coordinator, he focused on finding a coach with experience, intensity, character and a track record of success built on teaching skills. Payton found those traits for the position in hiring Gregg Williams, who has been the leader of some of the NFL's finest defenses of the last decade.

Williams, a 19-year coaching veteran in the NFL – including three seasons as a head coach and nine as a defensive coordinator – has a well-earned reputation around the league for producing sound, aggressive units.

He arrives in New Orleans following a one-year stint in Jacksonville as defensive coordinator/assistant head coach, where in 2008 the Jaguars held 10 opponents to 20 points or less. Williams spent the previous four seasons (2004-07) as assistant head coach/defense of the Washington Redskins.

Washington had one of the NFL's top defenses over that span, allowing just 19.4 points per game and ranking sixth overall in defense during the four-season stretch. In 2007, the Redskins ranked eighth in the NFL in total defense, including allowing only 91.3 yards per game rushing.

In 2005, the Redskins defense was a key factor in the club making its first post-season appearance since 1999. Washington allowed under 19 points per contest that season – including a scant 11.7 over the final six games. In 2004, Williams made an immediate impact on a unit that had finished 24th the year before, with the Redskins' defense improving to third in the NFL and forcing 26 turnovers.

Prior to joining the Redskins, Williams spent three seasons as head coach of the Buffalo Bills, where the defense improved each season. In 2003, the Bills ranked second in the league, jumping from 15th in 2002 and 21st in 2001. Overall in 2003, Buffalo's defensive and special teams units finished among the NFL's top five in nine categories.

His reputation as a defensive coach was forged in his years with Tennessee, where he served for 11 seasons (1990-2000), including as coordinator over his last four years with the club. Initially hired as a defensive quality control coach when the team was still located in Houston, he was promoted to special teams coach in 1993, and took over as linebackers coach from 1994-96 before being promoted to defensive coordinator in 1997.

The club made a steady climb to the top of the NFL's defensive charts under

GREGGWILLIAMSFOUNDATION



Williams has made community service a priority throughout his career. He created the Gregg Williams Foundation, Inc. in 2004 (www.greggwiliamsfoundation.org) to benefit the children in his hometown of Excelsior Springs and provide funding for the community. For the past five years, he has held the Gregg Williams Tiger Classic, and he has also organized coaching clinics, seven-on-seven tournaments and lineman challenges. He has made the doctrine of the foundation that every cent raised stay in the Excelsior Springs community.

The proceeds from his events have funded a multitude of projects. New scoreboards for the football stadium, basketball gym and baseball field have been installed, as well as a new irrigation system for the football practice field and new uniforms for the team. Williams' foundation also funded the construction of a new weight room and fitness center, special flooring for the volleyball courts and the purchase of heart monitor watches for the middle school. For wheelchair athletes, a YMCA fitness center was built as part of the Challenger Program.

But athletics haven't been the only beneficiary of the foundation. A robotics team has been created for the school's science department, college scholarships and competitive educational programs have been established and recreation parks have been built. A Career Center with business classes was funded, local art and theater programs have been supported and the museum has also received generous donations. A latchkey program for children with working parents was also established with foundation contributions, as well as SAFE programs and After-Prom sponsorships.

Williams' direction. In his first year as coordinator, the unit forced 32 turnovers. In 1998, Tennessee ranked in the top 10 against the run and held seven opponents to 14 points or less. The following year the Titans would march to Super Bowl XXXIV, force 39 turnovers and place DE Jevon Kearse and DT John Thornton on All-Rookie teams.

In 2000, the Titans led the NFL in total defense for the first time since joining the NFL and allowed 191 points – the third-fewest in league record books since the adoption of a 16-game schedule in 1978. Tennessee also set club records with 55 sacks, fewest passing yards allowed (2,424) and fewest touchdowns allowed (17). It completed a two-year stretch where the Titans posted an NFL-high 109 sacks.

Prior to arriving in the NFL, Williams was a graduate assistant at the University of Houston from 1988-89 under former NFL head coach Jack Pardee. From 1984-87, Williams was the head coach at Belton, Mo., High School after opening his coaching career at Excelsior Springs (Mo.) High School.

Williams graduated from Northeast Missouri State, where he played quarterback

and also played baseball. He later earned a master's degree from Central Missouri. He and his wife, Leigh Ann, have a daughter, Amy, and two sons, Blake and Chase.

PLAYING CAREER: Northeast Missouri State 1977-79.
COACHING CAREER: University of Houston 1988-89; Houston Oilers/Tennessee Titans 1990-2000; Buffalo Bills (head coach) 2001-03; Washington Redskins 2004-07; Jacksonville Jaguars 2008; New Orleans Saints 2009-.



Pete
CARMICHAEL, JR.
 OFFENSIVE COORDINATOR

Promoted to offensive coordinator for 2009 after working with the quarterbacks for the last three seasons, Pete Carmichael has been a key contributor in the planning and preparation of the Saints' record-setting passing attack since 2006. The unit has been distinguished by its consistency, as New Orleans has led the NFL in passing two of the last three seasons and ranked third in 2007.

Last year, Carmichael's title was quarterbacks/passing game – with duties that included assisting in the pass routes, protection schemes and quarterback responsibilities. The offense went on to rank No. 1 in the NFL in passing, and QB Drew Brees threw for 5,069 yards – the second-highest total in league history. He also tossed a club-record 34 touchdowns.

Carmichael has worked closely with Brees since both arrived in New Orleans in 2006, and since then the majority of the franchise's single-season passing records have fallen. Brees has led the NFL in passing yardage twice, set an NFL record for completions in 2007 with 440 and has thrown for 88 touchdowns over the last three seasons.

As offensive coordinator, Carmichael will bring the perspective of having a wide range of coaching experiences, including working with nearly every position group on offense during his career. With the Chargers, he assisted wide receivers coach James Lofton for an offense that ranked 10th in the NFL in 2004 and 2005. Carmichael joined the Chargers in 2002 and served as offensive assistant/quality control until being promoted.


In 2001, Carmichael was quality control coach for the Washington Redskins, and in 2000, he was the tight ends and offensive assistant coach for the Cleveland Browns. From 1995-99, Carmichael was the quarterbacks coach at Louisiana

Tech, and during his tenure the Bulldogs' QBs broke almost every passing record at the school. He began his coaching career as the assistant offensive line coach at the University of New Hampshire in 1994, with the Wildcats winning the Yankee Conference championship.

Born Oct. 6, 1971 in Framingham, Mass., Carmichael attended Medway (Mass.) HS where he played football and baseball. He went on to a collegiate playing career in baseball and was a four-year letterman at Boston College. As a senior, Carmichael was a team captain and Most Valuable Player. He graduated with a degree in mathematics in 1994.

Carmichael and his wife, Tina, have sons, Peter and John and daughter Allison.

COACHING CAREER: New Hampshire, 1994; Louisiana Tech, 1995-99; Cleveland Browns, 2000; Washington Redskins, 2001; San Diego Chargers, 2002-05; New Orleans Saints, 2006-.



Joe
VITT
 ASSISTANT HEAD COACH/
 LINEBACKERS

Tutoring a unit that since 2006 has annually ranked among the Saints' most productive position groups, assistant head coach/linebackers Joe Vitt enters his fourth season in New Orleans.

In 2008, three of the club's top four tacklers on defense came from the linebacker corps, including newcomer Jonathan Vilma, who had a club-high 151 stops. Vilma and fellow starters Scott Shanle and Scott Fujita combined for 400 tackles, four forced fumbles, three interceptions and three fumble recoveries. Under Vitt's tutelage, Vilma made a seamless transition in his first season in New Orleans and immediately became an impact player at middle linebacker.

Vitt came to the Saints after serving as interim head coach for the final 11 games in St. Louis in 2005. He held the Rams together during a difficult period after previously holding the title of assistant head coach/linebackers. It was part of a two-year stint with the Rams where he also turned a handful of young defenders into a unit that paced the team in tackles each season.

He joined St. Louis after working as linebackers coach in Kansas City from 2000-03. It was with the Chiefs where he first worked with Fujita, a fifth-round pick who developed into one of Kansas City's top defenders and led the club in tackles for two seasons.

Vitt took over the linebacker corps in Kansas City after tutoring the defensive backs for Green Bay in 1999, molding a legion of rookies and young players into a formidable unit that doubled the Packers' previous-year total by picking off 26 passes.


From 1995-98, Vitt was linebackers coach for Philadelphia. In 1998, his group helped the Eagles lead the NFL in pass defense, allowing 170 yards per game. Vitt was assistant head coach and defensive backs coach with the Rams under Chuck Knox from 1992-94 for the franchise's final three seasons in Los Angeles.

Vitt spent 10 seasons with the Seattle Seahawks (1982-91), holding several titles during that stretch. In 1982 he was defensive quality control coach/assistant strength & conditioning coach. From 1983-87 Vitt was quality control/assistant linebackers coach, and from 1988-91 he tutored the safeties.

Born in Syracuse, N.Y., Vitt grew up in Blackwood, N.J., and played four years at linebacker for Towson State, where he was part of a squad that went undefeated in 1974. Vitt was later inducted into the Towson State Hall of Fame. He entered the NFL coaching ranks with the Baltimore Colts as assistant strength/quality control coach from 1979-81.

Vitt is married to Linda, with two children: Joe, Jr. and daughter, Jennifer.

PLAYING CAREER: Towson State, 1974-77.
COACHING CAREER: Baltimore Colts, 1979-81; Seattle Seahawks, 1982-91; Los Angeles Rams, 1992-94; Philadelphia Eagles, 1995-98; Green Bay Packers, 1999; Kansas City Chiefs, 2000-03; St. Louis Rams (head coach, final 11 games of 2005), 2004-05; New Orleans Saints, 2006-.



Greg
McMAHON
 SPECIAL TEAMS COORDINATOR

Greg McMahon enters his fourth season working with the special teams and second as coordinator, and his tenure with the club has been defined by solid performances by the kicking game, the coverage units and the returners.

With McMahon stressing opportunistic play over the last three seasons, the Saints have recovered six fumbles on special teams, scored six touchdowns – including four on punt returns – and blocked a punt and a pair of field goals.

Special teams played a key role for the Saints again in 2008. New Orleans fin-

ished the season as one of only four teams to rank in the top 10 in both punt return average (fourth) and kickoff return average (eighth).

RB Reggie Bush scored on a pair of punt returns vs. Minnesota to tie an NFL record. Rookie kicker Garrett Hartley, signed after a tryout at midseason, made all 13 of his field goal attempts. And a forced fumble and recovery on a kickoff against San Diego led to a touchdown in the Saints' five-point victory.

Promoted to coordinator prior to the 2008 season, McMahon served as assistant special teams coach for his first two years in New Orleans. He joined the Saints following a one-year stint as tight ends/special teams coach at East Carolina.

In 2005, the Pirates finished in the top 20 in the nation in field goal accuracy and had a pair of solid return men. As tight ends coach, McMahon was part of a staff that directed East Carolina to the fourth-highest passing total in school history.

He spent 13 years at the University of Illinois (1992-2004), working primarily with the special teams, tight ends and wide receivers. In 1997, McMahon took on the additional responsibility of overseeing the special teams. His efforts were integral in Illinois making four bowl appearances and twice appearing in the final national rankings, and in 2001 the school finished 10-2 and captured the Big Ten title.

Based on the records his units established, the play of the special teams during McMahon's years at Illinois are unmatched in school history. Illinois blocked 16 kicks from 2001-04 and accounted for nine touchdowns. K Neil Rackers, now with the Arizona Cardinals, and punt return yardage leader Eugene Wilson of the Houston Texans both benefited from McMahon's guidance. Players under his direction included the school leaders in career punting average, single-season scoring and all-time punt return yardage.

McMahon, 48, came to Illinois in 1992 from Nevada-Las Vegas, where he spent two years as special teams coordinator as well as coaching offensive tackles and tight ends. He has also had stints with Valdosta (Ga.) State, Southern Illinois, North Alabama and Minnesota.

As a defensive back at Eastern Illinois, he was a member of two teams that played for the NCAA Division II National Championship. The Panthers won the title in 1978 and went to the championship game again two years later. McMahon earned a degree in psychology from EIU in 1983.

McMahon and wife, Linda, have three children: sons Drew and Sam and daughter Lisa.

PLAYING CAREER: Eastern Illinois, 1978-81.
COACHING CAREER: Eastern Illinois, 1982; Minnesota, 1983-84; North Alabama, 1985-87; Southern Illinois, 1988; Valdosta State, 1989; UNLV, 1990-91; Illinois, 1992-2004; East Carolina, 2005; New Orleans Saints, 2006-.



Dennis
ALLEN
SECONDARY

Entering his fourth year with the Saints, Dennis Allen begins his second season as secondary coach after serving as assistant defensive line coach during his first two years with the club. An eight-year NFL coaching veteran, Allen brings a well-rounded base of experience to his position – with an emphasis on working with defensive backs – and a strong reputation for his teaching skills.

In 2008, the Saints’ secondary overcame season-ending injuries to both starting cornerbacks, but still posted 12 interceptions and held five opponents to less than 200 yards passing. Three of the club’s top seven tacklers were defensive backs, with safety Roman Harper and cornerback Randall Gay posting career-high totals. Allen also tutored promising rookie CB Tracy Porter, an opening-day starter before suffering a season-ending injury after five games.

While serving as assistant defensive line coach from 2006-07, Allen helped develop a unit that ranked as one of the strengths of the Saints’ defense. During that stretch, the defensive front combined for 48.5 sacks, 10 forced fumbles and 10 fumble recoveries and DE Will Smith was voted to the 2006 Pro Bowl.

Allen joined the Saints after a four-year stint with the Atlanta Falcons, where he spent his final two years as defensive assistant/quality control, with an emphasis on working with the defensive line. Over the previous two seasons, he was in charge of defensive quality control while helping tutor the secondary.

Over his last two years in Atlanta, the Falcons’ defense was paced by the play of the front four. In 2004, Atlanta led the NFL for the first time in club history with 48 sacks and the unit sent DE Patrick Kerney to the Pro Bowl. In 2005 DT Rod Coleman represented the club in the Pro Bowl and the Falcons notched 37 sacks.

In 2002, Allen’s first year with the Falcons, he assisted in coaching the defensive backfield. Atlanta improved to 16th against the pass after ranking 30th the year before, and tied for third in the NFL with 24 interceptions.

Taking over as the Saints’ secondary coach in 2008 was a return to Allen’s coaching roots. He had two stints working with defensive backs in the past on the college level.

Allen worked as the secondary coach for the University of Tulsa (2000-01) before heading to the NFL. Prior to his stint at Tulsa, Allen was on the coaching staff for four years (1996-99) at Texas A&M as a graduate assistant, working primarily with the school’s secondary.

A native of Hurst, Texas, Allen earned four letters for Texas A&M as a safety from 1992-95 and started the final 21 games of his career. A highlight was his

fourth-quarter interception that clinched an 18-9 victory over Texas in 1993, sending the Aggies to their third-straight Cotton Bowl. He collected Southwest Conference Defensive Player of the Week honors after intercepting two passes in a 36-14 win over Oklahoma in 1994.

Allen was signed as an undrafted free agent by the Buffalo Bills and competed in their training camp in 1996. Allen’s father, Grady, was a linebacker for the Falcons from 1969-72.

He and his wife, Alisson, have a son, Garrison and a daughter, Layla.

PLAYING CAREER: Texas A&M, 1992-95.
COACHING CAREER: Texas A&M, 1996-1999; Tulsa, 2000-01; Atlanta Falcons, 2002-05; New Orleans Saints, 2006-.



Adam
BAILEY
ASSISTANT STRENGTH
& CONDITIONING


Entering his sixth season with the Saints, Adam Bailey plays an integral role in the year-round preparations for the season as he works with the players on their fitness, strength and endurance. He assists Head Strength & Conditioning Coach Dan Dalrymple in implementing a comprehensive workout program tailored to each individual.

Bailey brings a wealth of experience to his post. He was promoted to his current position in 2005 after serving as an intern in strength & conditioning the previous season. Bailey arrived in New Orleans after working at the University of Missouri for the football, baseball and track strength & conditioning programs. Bailey has also held similar positions at Auburn, Louisville and Texas.

He holds a master's degree from Missouri in Educational, School and Counseling Psychology, with an emphasis in health promotion, and graduated from Louisville with an undergraduate degree in Physical Education.

Bailey was born in Tyler, Texas.

COACHING CAREER: Texas, 1996-1997; Louisville, 1998-1999; Auburn, 2000-2001; Missouri, 2002-2003; New Orleans Saints, 2004-.



Dan
DALRYMPLE
HEAD STRENGTH & CONDITIONING

By designing extensive workout programs – crafted to the needs of every player as well as the demands of each position group – strength & conditioning coach Dan Dalrymple has been a key member of the Saints organization since arriving in 2006. His responsibilities and influence remain constant throughout the season and the offseason, and the efforts of Dalrymple and his staff have played a key role in the club’s success over the last three seasons.

Prior to joining the Saints, Dalrymple spent the previous 17 seasons in a similar capacity at Miami University (Ohio), including the last 16 as director of athletic conditioning, a program he built from its foundation. While the football team was a focus of his efforts, Dalrymple and his staff created workout regimens for every athletic program. He was promoted with the additional title of assistant athletic director in 2003.

Dalrymple has been certified by the National Strength & Conditioning Association since 1991 and has been honored as a finalist for the organization’s coach of the year in 1995, 1997, 1999, 2003 and 2006. He is one of only two NFL coaches in his field to be certified by the Collegiate Strength & Conditioning Coaches Association as a Master Strength & Conditioning Coach.

Dalrymple has earned two certifications for USA Weightlifting that designate him as qualified to work with athletes in Olympic weightlifting and as a sports performance specialist.

After taking over the supervision of Miami’s strength and conditioning program in 1989, the football program posted a 116-72-9 record, had a streak of 12-straight winning seasons and went to bowl games in 2003 and 2004.

For the Saints, Dalrymple couples his intense work ethic and a constant evolution of his approach with a lengthy background in football..

A 1988 graduate of Miami, Dalrymple was a four-year starter (1983-86) as an offensive lineman and was a first-team All-MAC selection his final two seasons, also earning honorable mention All-America accolades. He was one of three captains of the 1986 conference champion team. Dalrymple was later honored as one of five linemen on The Cincinnati Enquirer’s All-20th Century Miami football team and was elected to the school’s Hall of Fame in 2002.

After his college career and attending training camp with the Seattle Seahawks, Dalrymple returned to his alma mater as a student assistant coach in 1987. He

served as a graduate assistant the following year on the coaching staff before being promoted to offensive line and strength coach in 1989. He was named strength & conditioning coordinator in December of that year.

Dalrymple and his wife, Susan, have a daughter, Kylelyn and a son, Daniel.

PLAYING CAREER: Miami (Ohio), 1983-86.
COACHING CAREER: Miami (Ohio), 1987-2005; New Orleans Saints, 2006-.



Bret
INGALLS
RUNNING BACKS

Bret Ingalls, a coaching veteran of over two decades, joined the Saints staff in January as running backs coach. He brings a wealth of knowledge and experience to his post, including the added perspective of having served four stints as an offensive coordinator on the college level.

Ingalls has spent the last three seasons at Northwestern University, where in 2008 he was running game coordinator/offensive line coach. Ingalls molded a line without extensive starting experience into the cornerstone of an offense that led the Wildcats to a nine-win season. Northwestern rushed for over 1,800 yards and ranked second in the Big 10 for fewest sacks allowed.

In 2007, the offensive line blocked for the Big Ten’s top-ranked passing attack, and in 2006 led the way for 1,705 yards rushing.

Ingalls spent 2005 at Miami University (Ohio), working with the tight ends and tackles, and spent the previous season with Indiana State. From 2000-03, he was the offensive coordinator at his alma mater, the University of Idaho, where he also tutored the quarterbacks and running backs for two seasons each.

From 1997-99, Ingalls served as offensive coordinator/offensive line coach at Northern Iowa and he held similar positions at Louisville from 1995-96. In 1994, he coached the offensive line at Eastern Michigan.

Ingalls held several positions on the offensive side of the ball at San Diego State from 1989-93. Over those years, he had stints as offensive coordinator (1992-93), offensive line coach (1990-92) and running backs coach (1989, 1993). While running backs coach, he tutored RB Marshall Faulk, who twice led the nation in rushing.

Ingalls' coaching career began at Idaho, where he graduated in 1984. After serving as a student defensive backs coach, he was assistant offensive line coach from 1984-85 and running backs coach from 1986-88. Idaho won four Big Sky Conference championships during his tenure. While at the school, over his final two seasons Ingalls was on the same staff with current Saints wide receivers coach Curtis Johnson, and the two would also work together at San Diego State.

A native of Snohomish, Wash., Ingalls was a starting running back at Wichita State (1979-81). He graduated from Idaho in 1984 with a degree in business.

Ingalls and his wife, Diana, have two sons – Samuel and Jack – and a daughter, Breana.

PLAYING CAREER: Wichita State, 1979-81.
COACHING CAREER: Idaho, 1982-88; San Diego State, 1989-93; Eastern Michigan, 1994; Louisville, 1995-96; Northern Iowa, 1997-99; Idaho, 2000-03; Indiana State, 2004; Miami (Ohio), 2005; Northwestern, 2006-08; New Orleans Saints, 2009- .



Bill
JOHNSON
 DEFENSIVE LINE

A key addition to the coaching staff in January, Bill Johnson joined the Saints with a long history of developing the skills of top-notch defensive linemen throughout coaching career. Entering his 29th year in the profession and ninth season in the NFL, Johnson arrived in New Orleans after a two-year stint (2007-08) in Denver.

Johnson joined the Broncos after working as a defensive line coach for six seasons (2001-06) with the Atlanta Falcons. The Louisiana native spent over two decades coaching in major college programs previously, primarily working with defensive linemen.

During his two seasons with the Broncos, he coached a unit that in 2007 tied for second in the NFL with nine takeaways, combining for seven fumble recoveries and two interceptions. That season, DE Elvis Dumervil tied for sixth in the league with 12.5 sacks.

With the Falcons, Johnson coached a defensive line that helped the club post 242 sacks during his six years with the club. Over that span, Atlanta twice ranked in the top 10 in fewest yards allowed and fewest yards per carry (2004, 2006). The Falcons also had a pair of Pro Bowlers up front under Johnson's direction,

including DE Patrick Kerney and DT Rod Coleman.

Coleman was selected to the Pro Bowl in 2005, and his 28 sacks from 2004-06 were the most by a defensive tackle in the NFL over that span. Kerney was voted to the Pro Bowl in 2004, and the defensive end had 53 sacks under Johnson's tutelage from 2001-06, notching at least 10 sacks in three seasons.

Atlanta reached the NFC Championship Game in 2004, with Johnson's defensive line leading the NFL in sacks (48) for the first time in franchise history. The Falcons also ranked eighth in the NFL in run defense, Kerney had a career-high 13 sacks and Coleman led all defensive tackles with 11.5.

Johnson joined the Falcons in 2001 after a one-year stint at Arkansas working with the defensive line, his second time coaching at the school. That season closed a 21-season stretch as a college assistant.

The longest coaching tenure of his career was at Texas A&M, where Johnson served as defensive line coach for eight seasons (1992-99) under Coach R.C. Slocum. The Aggies earned three conference championships during those years, went to six bowl games and finished in the top 10 three times. Nine defensive linemen under his instruction were selected in the NFL Draft, including Sam Adams, a consensus All-American in 1993 and the eighth overall pick by the Seattle Seahawks in 1994.


Johnson came to Texas A&M after coaching the defensive lines at Arkansas (1990-91) and Louisiana Tech (1988-89). In 1987, he served as a graduate assistant at the University of Miami under Coach Jimmy Johnson, working primarily with the linebackers on a team that went 12-0 and was voted National Champions. Prior to joining the Hurricanes, Johnson spent two years as an assistant at McNeese State University (Lake Charles, La.) coaching the school's outside linebackers in 1986 and its defensive line the year before.

He entered the coaching profession as a graduate assistant at his alma mater, Northwestern State University (Natchitoches, La.), in 1980 and served in that capacity for two seasons before coaching defensive ends/linebackers at the school from 1982-84.

Johnson was a four-year letter-winner and two-year starter in football at Northwestern State, after a standout prep career at Neville High School in Monroe, La.

Born June 23, 1955, he and his wife, Dawn, have two children: Billy, 18, and Abby, 17.

PLAYING CAREER: Northwestern (La.) State 1976-79.
COACHING CAREER: Northwestern (La.) State 1980-81; McNeese State 1985-86; Miami (Fla.) 1987; Louisiana Tech 1988-89; Arkansas 1990-91, 2000; Texas A&M 1992-99; Atlanta Falcons 2001-06; Denver Broncos 2007-08; New Orleans Saints 2009- .



Curtis
JOHNSON
WIDE RECEIVERS

Tough-minded and uncompromising, few coaches bring more drive or passion to their profession than Curtis Johnson, and the Saints have been rewarded with outstanding results from the wide receiver corps since his arrival in 2006. He came to New Orleans after forging a reputation for developing top-flight targets on the college level for over two decades, and his stature has only grown on the NFL level.

Over the last three seasons, Johnson has worked with both veteran and young wide receivers, with all benefitting from his guidance. Last season, Lance Moore was the latest player to emerge as a key contributor. Through his own dedication and under Johnson's tutelage, Moore has gone from the practice squad in 2006 to the Saints' reception leader last year with 79 catches for 928 yards and 10 touchdowns.

Johnson's high-energy teaching style has also advanced the career of Marques Colston, who has gone from being the fourth-to-last player selected in the 2006 NFL Draft to posting 215 receptions for 3,000 yards and 24 TDs. From 2006-07, Colston had 168 grabs – more than any player in NFL history for a player in his first two seasons.

With a coaching style that is intense and detail-oriented, Johnson's group of wide-outs have combined for 65 touchdown grabs and 24 performances with over 100 yards receiving since 2006.

Entering his fourth year of his initial NFL assignment, few coaches at any level can match the wide receivers that Johnson has helped develop. The group of standouts under his direction while at Miami and his prior stop at San Diego State includes some of the top wide receivers over the last decade, including NFL first-round picks Andre Johnson, Santana Moss, Reggie Wayne, Yatil Green and Darnay Scott.

At Miami, Johnson was part of a staff that went to nine bowl games and won the 2001 National Championship. He polished the skills of at least one All-Big East performer each season from 1996-2005, including Johnson – the third overall pick by Houston in 2003 – and Moss, who became the Hurricanes' all-time leader in receiving yardage before making the Pro Bowl for Washington. Wayne departed ranked first in school history in catches is a Pro Bowl performer for Indianapolis.

In his five-year stint at San Diego State (1989-93) Johnson landed some of the school's biggest recruits, including 2000 NFL MVP and fellow New Orleans native Marshall Faulk as well as Scott, who completed his eight-year NFL career with 408 grabs and 37 TDs. Each year Johnson was with the Aztecs the school had an all-conference performer at wide receiver.

Johnson began his coaching career as a receivers coach at Lewiston (Idaho) High School in 1984, serving for three seasons before holding a similar position at the University of Idaho. He spent 1987 and 1988 at the school before becoming receivers coach at San Diego State. His next stop was at Southern Methodist in 1994 before becoming wide receivers coach in 1995 at the University of California.

Johnson attended the University of Idaho and graduated in Physical Education in 1985. Born in New Orleans and a graduate of St. Charles High School, Johnson and his wife, Angel, have six children, Janene, Kiejon, Curtis III, and Aaron, Angele and Justin.

PLAYING CAREER: Idaho, 1980-83.
COACHING CAREER: Lewiston (Idaho) High School, 1984-86; Idaho, 1987-88; San Diego State, 1989-93; SMU, 1994; California, 1995; Miami (Fla.), 1996-2005; New Orleans Saints, 2006-.



Travis
JONES
ASSISTANT DEFENSIVE LINE

Entering his fifth year in the NFL, Travis Jones will work with defensive line coach Bill Johnson in continuing to develop a talented defensive front. Known for his dedication to the fundamentals and his teaching skills, Jones begins his second season in New Orleans.

Last season, the Saints weathered injuries to the defensive line throughout the season, but the unit accounted for 22 sacks while meshing the talents of both veterans and rookies, including new players such as sack-leader Bobby McCray at defensive end and No. 1 pick Sedrick Ellis at defensive tackle.

Prior to arriving in New Orleans, Jones spent three seasons with the Miami Dolphins, his first year as assistant defensive line coach and his final two seasons tutoring the outside linebackers and defensive ends.

During his tenure with the Dolphins, the defensive line recorded 92 sacks, DE Jason Taylor was selected to the Pro Bowl each year and was named the 2007 NFL Defensive Player of the Year. The Dolphins ranked second in the league in sacks in 2005 and third in 2006.

Before arriving in Miami, Jones spent 2003-04 at LSU, where he was the defensive line coach/recruiting coordinator. In his first season, the Tigers' defensive front recorded 31 of the team's school-record 44 sacks, while also limiting opponents to 67 yards rushing per game – ranking third in the nation and first in the SEC.

At LSU, Jones coached a defensive front that featured DT Chad Lavalais, a consensus All-American, finalist for the Nagurski and Lombardi Awards and the SEC Defensive Player of the Year. Following the 2003 season, Lavalais and teammate DE Marquise Hill were selected in the NFL Draft. DE Marcus Spears was also named All-SEC in 2003 and was a consensus All-American in 2004. Spears was a No. 1 pick by Dallas in 2005.

Prior to his stint at LSU, Jones served as defensive line coach at the University of Kansas from 2001-02. There he developed the skills of Nate Dwyer, an All-Big 12 selection in 2001 and a fourth-round choice by Arizona in 2002. From 1998-2000, Jones was the linebackers coach/recruiting coordinator at Appalachian State (1998-2000).

In 1997, Jones opened his coaching career as a graduate assistant at his alma mater, the University of Georgia, where he worked with the defensive line, including a pair of freshmen in Richard Seymour and Marcus Stroud. Jones brings the added perspective of having played on the defensive front. He was a four-year letter-winner (1990-92, 94) as a defensive lineman for the Bulldogs and served as a defensive captain as a senior. He graduated in 1995 and earned a master's degree from the school in 1998.

Jones played one season with the Baltimore Stallions of the Canadian Football League in 1995 and then joined the Florida Bobcats of the Arena League in 1996. A native of Irwinton, Ga., for the last four years he has held a football camp for youngsters in central Georgia that teaches the fundamentals of football, sportsmanship and the importance of goal-setting to serve them on and off the field.

Jones and his wife, Melody, have two daughters, Kennedi and Averi.

PLAYING CAREER: Georgia, 1990-94, Baltimore Stallions (CFL), 1995, Florida Bobcats (AFL), 1996.

COACHING CAREER: Georgia, 1997-98, Appalachian State, 1998-2000, Kansas, 2001-02, Louisiana State 2003-04, Miami Dolphins 2005-07, New Orleans Saints, 2008- .



Aaron KROMER
OFFENSIVE LINE/RUNNING GAME

Entering his second season with the Saints, Aaron Kromer takes over as offensive line/running game after serving as running backs coach in 2008. For Kromer – an 18-year coaching veteran – it will be a seamless transition in a career where he has built a track record of success tutoring outstanding offensive linemen. He will also be involved in the design and blocking schemes of the rushing attack.

Kromer arrived in New Orleans in 2008 after a three-year stint with the Tampa Bay Buccaneers, including his final two as senior assistant/offensive line coach. He has developed the skills of a handful of Pro Bowl blockers during his time in the NFL, and the former college offensive lineman is known for his teaching skills and attention to detail.

Kromer's achievements in leading the running backs coach last year for the Saints were many. RB Pierre Thomas emerged as a top threat over the last half of the season, rushing for 625 yards, hauling in 31 passes and scoring 12 touchdowns. Despite missing six games, Reggie Bush added 844 yards of offense and six TDs. As a unit, the running back corps combined for 2,472 yards from scrimmage and 28 TDs.

At Tampa Bay in 2007, Kromer coached an offensive line that cleared the way for the Buccaneers to rush for 1,872 yards and average nearly 327 yards of offense per game. That season, G Arron Sears earned All-Rookie honors under Kromer's tutelage. In 2006, despite his unit losing a total of 23 starts from injuries, Kromer prepared a pair of rookie starters weekly and Tampa Bay cracked the 1,500-yard rushing milestone.

He was the senior assistant for the Buccaneers in 2005, working primarily with the offensive line. The Buccaneers surpassed the 100-yard rushing plateau in 10 contests, and Kromer helped polish the skills of All-Rookie selection G Dan Buening. Following the season, Kromer was selected by former Bucs coach Jon Gruden to attend the NFL's Coaches Career Development Symposium.

Kromer arrived in Tampa Bay after spending four seasons with Oakland as the offensive line coach from 2002-04 and assistant offensive line coach in 2001. The Raiders' offensive front was the foundation of a unit that led the NFL in total offense in 2002 – the same season the club advanced to Super Bowl XXXVII.

While in Oakland, Kromer tutored Pro Bowl selections T Lincoln Kennedy (2001-02) and C Barrett Robbins (2002) and also coached 2004 All-Rookie

selection T Robert Gallery. Prior to joining the Raiders – his first NFL assignment – Kromer served as the offensive line coach at Northwestern from 1999-2000, with the Wildcats leading the Big Ten in total offense in his final season.


He had previously spent nine seasons (1990-98) at Miami University (Ohio), his alma mater, where Kromer gained a wealth of experience and perspective while holding several assignments. He coached the offensive line in 1998, after previously working with the tight ends/H-Backs, defensive line and special teams.

Kromer was a graduate assistant at the school from 1990-91.

Kromer lettered at Miami at offensive tackle from 1987-89 and served as a captain his last two seasons – one of only four players in the history of the program to serve as a two-time captain. He was a recipient of the National Football Foundation and Hall of Fame Scholar-Athlete Award and graduated with a degree in education. Kromer earned his master’s degree in education administration in 1991.

Kromer and his wife, Dawn, have a son, Zachary, and a daughter, Brooke.

PLAYING CAREER: Miami (Ohio), 1986-89.
COACHING CAREER: Miami (Ohio), 1990-98; Northwestern 1999-2000; Oakland Raiders 2001-04; Tampa Bay Buccaneers 2005-07; New Orleans Saints 2008-.



Joe LOMBARDI
 QUARTERBACKS

Joe Lombardi enters his third season with the Saints and has been promoted to quarterbacks coach after having served as an offensive assistant for the last two years. In his previous position, he was heavily involved in the preparation of the quarterbacks and passing attack, responsibilities that will expand in 2009.

Over the last two years Lombardi has worked closely with Pete Carmichael, who has been promoted to offensive coordinator after serving as quarterbacks coach/passing game. While Lombardi helped tutor the passers throughout the last two years, he also stepped in for a brief stint as the running backs coach near the end of 2008.

Lombardi arrived in New Orleans with extensive coaching experience on both sides of the ball, most recently serving as defensive assistant for the Atlanta

Falcons in 2006. While in that role, he worked with a defensive line that combined for 25.5 sacks.

He will also bring the background of a former offensive coordinator to his current position. Lombardi joined the Falcons after a stint at Mercyhurst College (Erie, Pa.), where he was the offensive coordinator and quarterbacks coach from 2002-05. He also served as recruiting coordinator at the school.

Lombardi coached tight ends and running backs for the New York/New Jersey Hitmen of the XFL. In 2000, he tutored the defensive line and served as the strength & conditioning coordinator at Bucknell University.

He coached both the tight ends and tackles at the Virginia Military Institute in 1999, and Lombardi opened his coaching career at the University of Dayton, where he was responsible for the defensive line from 1996-98. The Flyers won 20-straight games during his tenure.

Lombardi – the grandson of legendary coach Vince Lombardi – is a 1994 graduate of the United States Air Force Academy, where he earned three letters as a tight end and one in lacrosse. Lombardi and his wife, Molly, have five children: sons Joseph, Thomas and Dominic and daughters Maria and Bernadette.

PLAYING CAREER: Air Force, 1991-93.
COACHING CAREER: Dayton, 1996-98; Virginia Military Institute, 1999; Bucknell University, 2000; New York/New Jersey Hitmen (XFL), 2001; Mercyhurst College, 2002-05; Atlanta Falcons, 2006; New Orleans Saints, 2007-.



Mike MALLORY
 ASSISTANT SPECIAL TEAMS

An experienced coach who has built a reputation for attention to detail, intensity and preparation throughout his career, Mike Mallory enters his second season in New Orleans as assistant special teams coach. He brings over two decades of experience as a college coach to his post – including three stints as a defensive coordinator – and a strong past working relationship with special teams coordinator Greg McMahon.

Last season, the Saints’ special teams returned three punts for touchdowns. Mallory also assisted in the development of two newcomers signed at midseason – kicker Garrett Hartley and punter Glenn Pakulak. Hartley went on to make all

13 of his field goal attempts and Pakulak averaged 47.7 yards per punt. The Saints ranked eighth in the NFL in punt return average (11.9) and ninth in kick return average (24.1).

Mallory joined the Saints in 2008 after spending 2007 at the University of Louisville, where he served as secondary coach. He spent the previous season at Kansas coaching the linebackers, and the five years before (2001-05) as an assistant at Illinois, including his final two seasons as the team's defensive coordinator/linebackers.

Mallory coached the Illinois linebackers in 2003 after spending his previous two years working with the safeties. For four seasons Mallory and McMahon were on the same staff at Illinois, and Mallory, as now, assisted McMahon with preparing the special teams units.

During his career, Mallory also coached the inside linebackers at Maryland (2000) – also working with the punt team while with the Terrapins – and was the defensive coordinator/linebackers coach at Northern Illinois (1996-99) and Rhode Island (1993-95).

Mallory had a standout career as a linebacker at the University of Michigan. He was a two-time All-Big 10 selection and two-year captain. He was a finalist for the 1985 Butkus Award – given to the nation's premier linebacker – and voted his team's MVP in 1984. Mallory played in four bowl games and graduated with a degree in sports administration.

Mallory is from a distinguished football family. He is the son of Bill Mallory, who has served as a head coach at Indiana, Colorado, Northern Illinois and Miami University (Ohio). Mike's youngest brother, Curt, is currently the co-defensive coordinator/secondary at Illinois, and brother, Doug, is the defensive coordinator at New Mexico.

Mallory and his wife, Kim, have a daughter, Kathryn, and a son, William.

PLAYING CAREER: Michigan, 1982-85.
COACHING CAREER: Indiana, 1986-87; Kent State, 1988-90; Eastern Illinois, 1991-92; Rhode Island, 1993-95; Northern Illinois, 1996-99; Maryland, 2000; Illinois, 2001-05; Kansas, 2006; Louisville, 2007; New Orleans Saints, 2008-.



Terry MALONE
TIGHT ENDS

The leader of a tight ends group that has been a productive if unsung component of an offense that has ranked among the NFL's top units since 2006, tight ends coach Terry Malone enters his fourth season in New Orleans. Malone brings over two decades of coaching experience to his post, including two stints as an offensive coordinator.

The club's platoon of tight ends have been solid and consistent as both receivers and blockers under Malone's tutelage. In 2008, the position combined for 110 catches for 1,193 yards and three touchdowns. Their receptions moved the chains for 68 first downs and they combined for seven grabs of 25 yards or more.

Malone's work with tight ends has a long history. He worked at Michigan from 1997-2005, including his final four seasons as the Wolverines' offensive coordinator/tight ends. During Malone's nine seasons, Michigan won five Big 10 championships and appeared in eight New Year's Day bowl games.

In his tenure as coordinator the school had 14 All-Big Ten selections and four All-Americans. The Wolverines had back-to-back conference Player of the Year winners on offense (RB Chris Perry, 2003 and WR Braylon Edwards, 2004).

In 2004, the offense ranked second in the Big Ten and 24th in the nation in scoring by averaging over 30 points per contest. The Wolverines were led by Rimington Trophy co-recipient David Baas and Edwards, who won the Biletnikoff Award as the country's top receiver. QB Chad Henne became the first true freshman in Big Ten history to lead his squad to a conference title and was the first to start a Rose Bowl.

In 2003, Malone was named a finalist for the Broyles award, recognizing the top college assistant. It was a fitting honor, as the Wolverines tied for 12th nationally in scoring (35.4 avg.) and 15th in total offense (446.7 avg.) while setting school records in every passing category. Michigan led the Big Ten in passing (270.8 avg.) for the first time since 1948 and set school marks for total yards (5,807) en route to the conference title.

Malone began his years at Michigan as offensive line coach, with the Wolverines winning the 1997 national title in his first season. His offensive line allowed a conference-low 18 sacks. He would remain in that position until being promoted to offensive coordinator after the 2001 season.

Michigan's front line had three NFL draft picks in 2001, including No. 1 picks

Steve Hutchinson and Jeff Backus and second-rounder Maurice Williams. The line paved the way for RB Anthony Thomas to break all of the Wolverines' rushing yardage and touchdowns records.


Two Malone-coached players were recognized as the Big Ten Offensive Lineman of the Year: Jon Jansen (1997) and Hutchinson (2000). Hutchinson became just the fourth player in conference history to earn All-Big Ten first team honors after all four years.

Malone arrived at Ann Arbor after spending 1996 as offensive line coach at Boston College on the staff of Coach Dan Henning. Prior to that season, Malone served as offensive line coach, tight ends coach, and offensive coordinator at Bowling Green from 1986-95.

Before returning to his alma mater, Holy Cross, in 1985 to tutor the tight ends, Malone opened his coaching career as a graduate assistant at the University of Arizona, under the late coach Larry Smith.

A native of Redford, Mich., Malone attended The College of The Holy Cross in Worcester, Mass., and started four seasons at tight end. Malone was the Crusaders' captain as a senior. He earned a degree in history from Holy Cross (1983). Malone and his wife, Ann, have four children, Kara, Patrick, Ryan and Natalie.

PLAYING CAREER: Holy Cross, 1979-82.
COACHING CAREER: Arizona, 1983-84; Holy Cross, 1985; Bowling Green, 1986-95; Boston College, 1996; Michigan, 1997-2005; New Orleans Saints, 2006-.



Tony ODEN
 ASSISTANT SECONDARY

Entering his fourth season with the Saints, assistant secondary coach Tony Oden brings a wealth of experience of working with defensive backs to his post, and will again assist Dennis Allen in tutoring the cornerbacks and safeties.

In 2008, the secondary suffered several injuries – including losing both starting cornerbacks for the season – but still combined for 12 interceptions. Oden helped develop rookie Tracy Porter into an immediate starter and also polished the talents of veterans Randall Gay, Usama Young and Roman Harper, who all had career years.

Over the last three seasons, the Saints have held 25 opponents to under 200 yards passing, and in 2006 the club ranked third in the NFL in defending the pass.

Oden arrived in New Orleans prior to the 2006 season after spending the previous two seasons with the Houston Texans in a similar capacity. In 2004, Oden's efforts were rewarded when Houston's secondary intercepted 18 passes, with CB Dunta Robinson leading all NFL rookies with six.

Oden tutored the defensive backs in 2003 at Eastern Michigan. He worked at East Carolina prior to his two seasons at EMU, serving as outside linebackers coach in 2000, secondary coach in 2001 and safeties coach in 2002. Each year he also was an assistant with the special teams.

Before to his stint with East Carolina, Oden spent two seasons at West Point as Army's assistant secondary coach. He also led the junior varsity program in 1999 after serving as its defensive coordinator in 1998.

In 1997, Oden coached wide receivers as a graduate assistant at Boston College. Oden's first college coaching job came at Millersville (Pa.), where he was an assistant secondary and assistant special teams coach.

Oden also acquired NFL experience by twice serving as a summer coaching intern, first for Green Bay (1999) and then for Cleveland in 2001.

A two-time all-conference selection at linebacker at Baldwin-Wallace (Ohio), Oden was the Yellow Jackets captain as a senior, earning All-America recognition and Co-Defensive MVP honors.

A native of Cleveland Heights, Ohio, Oden and his wife, Amanda, have a son, Jaylen and a daughter, Ryan.

PLAYING CAREER: Baldwin Wallace, 1992-95.
COACHING CAREER: Millersville, 1996; Boston College, 1997; Army, 1998-99; Green Bay Packers (summer intern), 1999; East Carolina, 2000-02; Cleveland Browns (summer intern), 2001; Eastern Michigan; 2003; Houston Texans, 2004-05; New Orleans Saints, 2006-.

COACHING STAFF



Mike
CERULLO
COACHING ASSISTANT

Cerullo joined the Saints in 2007 and has worked with the coaching staff in all facets of preparation. His first two seasons he worked with the offense and this season his emphasis will be on assisting the defensive staff as well as the linebackers. His responsibilities include quality control, film breakdown, player scouting reports, playbook design and assisting at practice.

Prior to joining the Saints, Cerullo worked as an intern for the Atlanta Falcons in pro personnel and with the special teams from 2006-07. From 2003-06, he served as a defensive graduate assistant at Syracuse University. He was the tight ends coach/assistant linebackers coach at Northeastern University from 2001-03. For the two previous years, he helped tutor the defensive line at Curry College (Mass.).

Cerullo is an Honor Graduate from the U.S. Marine Corps Reserves, where he served as a Combat Engineer from 1993-97. He graduated from Central Connecticut State, where he played running back.



Carter
SHERIDAN
OFFENSIVE ASSISTANT/
ASSISTANT PLAYER PROGRAMS

Sheridan enters his sixth season with the Saints, and fourth season as a coaching assistant. In his current position, he works with the offensive staff in game preparation and also assists Player Programs Director Fred McAfee in administering the many programs centered around helping players improve their quality of life and invest in their futures.

As an offensive assistant, Sheridan's responsibilities include quality control, scouting reports, passing game drawings, film breakdown, scheduling and playbook design, among other duties. He also works closely on a daily basis in meetings and practice with the wide receivers and position coach Curtis Johnson.

Sheridan started with the Saints as an intern in the marketing department in 2004. The New Orleans native played defensive back for Florida A&M from 1996-98, earning a scholarship after a prep career at St. Augustine High School.

COACHING STAFF



Blake
WILLIAMS
COACHING ASSISTANT

Williams joined the Saints in 2009, and he will assist the club's offensive staff in all aspects of game preparation, including film breakdown, player and unit scouting reports, the creation of playbooks and during practice.

Williams arrives in New Orleans after serving as a defensive assistant with the Jacksonville Jaguars in 2008, holding similar responsibilities. He was a coaching intern with the Washington Redskins from 2006-07.

A graduate of Princeton University, Williams was a four-year letterman on the school's football team, where he played defensive back and on the special teams units.



Adam
ZIMMER
DEFENSIVE ASSISTANT/LINEBACKERS

Zimmer, who joined the Saints in 2006, works closely with Assistant Head Coach/Linebackers Joe Vitt in all facets of preparing the linebackers on a weekly basis. His responsibilities include both opponent and self-scouting reports, playbook design, film breakdown and organizing meetings, as well as assisting during practicing.

The linebackers unit has annually been among the Saints' most productive defensive position groups since Zimmer's arrival in 2006, including posting three of the top four tacklers on the club last season.

A native of Ogden, Utah, Zimmer graduated from Trinity University (Texas), where he played defensive back from 2002-05. His father, Mike Zimmer, is defensive coordinator of the Cincinnati Bengals.



CHARLES
BYRD
Strength and
Conditioning
Assistant



SONDRA
EGAN
Administrative
Assistant to the
Head Coach

PLAYERS



PLAYERS



Adrian ARRINGTON 87

HEIGHT: 6-3 WEIGHT: 192
COLLEGE: MICHIGAN
JOINED SAINTS: 07-08
NFL EXPERIENCE: 2
BORN: 11/7/85

WR

NFL CAREER – A promising player in training camp after being drafted in the seventh round last season, Arrington is expected to make a strong push for a roster spot after having his rookie season derailed by a toe injury in the 2008 preseason.

CAREER TRANSACTIONS – Placed on injured reserve, 8/29/08; Signed to a three-year contract, 7/21/08; Selected in the seventh round (237th overall) of the 2008 NFL Draft.

2008 – Spent entire season on injured reserve after suffering turf toe injury in preseason...Had two receptions for 46 yards in the preseason.

COLLEGE – Appeared in 35 games with 18 starts at Michigan and finished his career with 109 receptions for 1,438 yards, with 16 TDs...Was the recipient of the Desmond Howard Award, given to team's top receiver as a red-shirt junior in 2007...Started all 13 games in 2007, finishing second on the team with career-high 67 catches for 882 yards (13.2 avg.) and eight TDs, also rushing for an 11-yard TD. Also completed 11-yard TD pass off a reverse...Ended his career with a streak of 26 games with a reception...Had 40 grabs for 544 yards and eight touchdowns as a redshirt sophomore....Suffered right ankle fracture after returning kickoff 15 yards vs. Northern Illinois in the 2005 opener. Underwent surgery, missing the rest of the season...Appeared in eight games as true freshman in 2004...Majored in general studies in the College of Literature, Science and the Arts.

PERSONAL – Attended Washington (Cedar Rapids, Iowa) HS, where he was named the state's player of the year...During his prep career, caught 100 career passes for 1,547 yards and 23 TDs and added 11 interceptions...In basketball, he was rated one of the top players in Iowa and also lettered in track...Full name: Adrian Jarrard Arrington.

OWNERSHIP

FOOTBALL

ADMINISTRATION

RECORDS

HISTORY



Remi AYODELE 92

HEIGHT: 6-2 WEIGHT: 318
 COLLEGE: OKLAHOMA
 JOINED SAINTS: FA-08
 NFL EXPERIENCE: 3
 BORN: 4/22/83

DT

NFL CAREER – Ayodele appeared in six games last season while splitting time between the Saints' practice squad and active roster. The veteran defensive tackle first made an NFL roster in 2007, appearing in seven games for the Dallas Cowboys, but his career and work ethic are lessons in determination. He originally signed with New England as an undrafted free agent, and has also had stints with Baltimore, the Frankfurt Galaxy of NFL Europe and Atlanta before arriving in New Orleans. His NFL totals include 12 tackles and a forced fumble in 13 games.

CAREER TRANSACTIONS – Signed to active roster, 12/20/08; Signed to Saints practice squad, 11/14/08; Waived by Saints, 11/12/08; Signed by Saints to active roster, 10/4/08; Signed by Saints to practice squad, 9/3/08; Waived by Dallas Cowboys, 8/31/08; Signed to practice squad by Dallas Cowboys, 12/14/07; Waived by Dallas, 12/11/07; Signed by Dallas, 9/11/07; Waived by Atlanta Falcons, 9/7/07; Acquired by Atlanta off of waivers from Dallas, 9/3/07; Allocated to Frankfurt Galaxy of NFL Europe by Dallas, 2/12/07; Signed by Dallas, 2/9/07; Signed to practice squad by Baltimore Ravens, 12/5/06; Waived by Dallas from practice squad, 11/27/06; Signed by Dallas to practice squad, 11/7/06; Waived by Baltimore Ravens, 9/2/06; Signed by Baltimore, 7/28/06; Waived by New England Patriots, 6/16/06; Signed by New England as an undrafted free agent, 5/8/06.

2008 – Appeared in six games as a reserve lineman and recorded seven tackles (two solo)...After starting season on the practice squad, was signed to active roster, Oct. 4 and made Saints debut vs. Minnesota, Oct. 6...Waived and re-signed to practice squad twice during November, before promoted to active roster for the final two contests. **2007** – Spent most of season on Cowboys active roster, appearing in seven games, before spending final four weeks on the practice squad. Recorded five tackles and forced a fumble. **2006** – Originally signed as a free agent by New England and went to training camp with Baltimore...Spent time on both the Ravens and Cowboys practice squads.

COLLEGE – Played a key role as a member of Oklahoma's defensive tackle rotation from 2004-05 after transferring from Northeastern Oklahoma A&M...As a senior, started six games and finished the year with 11 tackles, six tackles for a loss, one sack and one fumble recovery...Majored in sociology.

PERSONAL – Full name: Remilekun Ayodele...Born in Grand Prairie,

Texas...Played at South Grand Prairie (Grand Prairie, Texas) HS...Has a brother, Akin, who is a linebacker for the Miami Dolphins and played collegiately at Purdue.

REMIAYODELE

Year	Team	TACKLES						INTERCEPTIONS					FUMBLES			
		GP	GS	Tot	Solo	Asst	Sk	Yds	No	Yds	Lg	TD	PD	FF	FR	Yds
2007	Dallas	7	0	5	5	0	0.0	0.0	0	0	0	0	0	1	0	0
2008	New Orleans	6	0	7	2	5	0.0	0.0	0	0	0	0	0	0	0	0
NFL totals		13	0	12	7	5	0.0	0.0	0	0	0	0	0	1	0	0
Saints totals		6	0	7	2	5	0.0	0.0	0	0	0	0	0	0	0	0

CAREER HIGHS: Tackles — 3, vs. Washington (11/18/07); Sacks — 0; Interceptions — 0; Forced Fumbles — 1, vs. Chicago (9/23/07); Fumble Recoveries — 0.



Darian BARNES 36

HEIGHT: 6-0 WEIGHT: 255
 COLLEGE: HAMPTON
 JOINED SAINTS: FA-09
 NFL EXPERIENCE: 8
 BORN: 2/29/80

FB

NFL CAREER – Barnes stepped in at fullback late last season when Mike Karney was battling injuries and distinguished himself with his rugged blocking and play on special teams. The well-traveled veteran has appeared in 75 career games and started 27 in stints with Tampa Bay, Dallas, Miami, the New York Jets, Buffalo and Detroit prior to joining the Saints.

CAREER TRANSACTIONS – Signed by Saints to reserve/futures contract, 12/29/08; Released by Saints, 12/20/08; Signed by Saints, 11/18/08; Released by Detroit Lions, 11/12/08; Signed by Detroit, 10/29/08; Released by Buffalo Bills, 9/30/08; Signed by Buffalo, 1/17/08; Released by New York Jets, 11/28/07; Signed by New York Jets, 3/8/07; Signed by Miami Dolphins, 10/25/05; Waived by Dallas Cowboys, 8/24/05; Acquired by Dallas from Tampa Bay Buccaneers in exchange for a seventh round draft choice, 4/25/04; Acquired off of waivers by Tampa Bay, 9/2/02; Waived by New York Giants, 9/1/02; Signed by New York Giants as an undrafted free agent, 7/24/02.

2008 – Appeared in four games for the Saints after signing Nov. 18... Recorded two special teams tackles...Prior to joining Saints appeared in two games for Detroit and three for Buffalo, including two starts, where he had two receptions for 34 yards. **2007** – Played five games for New York Jets, making three starts...RB Thomas Jones had a pair of 100-yard rushing games during Barnes' stint as lead blocker. **2006** – Played 16 games for Miami with six starts, and had three receptions for 22 yards. **2005** – Played nine games for

Miami after signing at midseason, making six starts, and had a special teams tackle. **2004** – Played 16 games and started 10 for Dallas...Rushed for 10 yards on five carries and hauled in 10 passes for 59 yards and a TD. **2003** – Played 14 games for Tampa Bay and had a six-yard reception and seven special teams stops. **2002** – Played six games for Tampa Bay, primarily on special teams.

COLLEGE – As senior at Hampton in 2001, rushed for 93 yards on 27 carries and a touchdown...Transferred from Rutgers and did not play football in 2000...Majored in political science.

PERSONAL – Born Feb. 28, 1980 in Toms River, N.J....Played at Toms River North (Toms River, N.J.) HS, where he earned second-team all-state honors as a senior...Has participated in events benefiting the Boys and Girls Club... Created an animated program along with a partner known as the “National Triumph League” in which pro athletes are blessed with superhuman talent and extraordinary opportunities...Is an avid video game player...Married (Rebecca) and the couple have two children.

DARIANBARNES

Year	Team	GP	GS	RUSHING					RECEIVING				
				Att	Yds	Avg	Lg	TD	No	Yds	Avg	Lg	TD
2002	Tampa Bay	6	0	0	0	0.0	0	0	0	0	0.0	0	0
2003	Tampa Bay	14	0	0	0	0.0	0	0	1	6	6.0	6	0
2004	Dallas	16	10	5	10	2.0	8	0	10	59	5.9	14	1
2005	Miami	9	6	0	0	0.0	0	0	0	0	0.0	0	0
2006	Miami	16	6	0	0	0.0	0	0	3	22	7.3	13	0
2007	N.Y. Jets	5	3	0	0	0.0	0	0	0	0	0.0	0	0
2008	Buffalo	3	2	0	0	0.0	0	0	2	34	17.0	25	0
	Detroit	2	0	0	0	0.0	0	0	0	0	0.0	0	0
	New Orleans	4	0	0	0	0.0	0	0	0	0	0.0	0	0
NFL totals		75	27	5	10	2.0	8	0	16	121	7.6	25	1
Saints totals		4	0	0	0	0.0	0	0	0	0	0.0	0	0

ADDITIONAL STATISTICS: Special Teams Tackles — (2002, 3); (2003, 7); (2004, 4); (2005, 1); (2008, 3) **Total: 18.**

CAREER HIGHS: Rushes — 2, vs. N.Y. Giants (10/10/04); **Rushing Yards** — 7, vs. N.Y. Giants (10/10/04); **Long Rush** — 8, vs. N.Y. Giants (10/10/04); **Rushing TDs** — 0; **Receptions** — 2 (5x), last vs. Oakland (9/21/08); **Receiving Yards** — 34, last vs. Oakland (9/21/08); **Long Reception** — 25, last vs. Oakland (9/21/08); **Receiving TDs** — 1, vs. Chicago (11/25/04); **Special Teams Tackles** — 2 (3x), last vs. Green Bay (11/24/08).

POSTSEASON

Year	Team	GP	GS	RUSHING					RECEIVING				
				Att	Yds	Avg	Lg	TD	No	Yds	Avg	Lg	TD
2002	Tampa Bay	3	0	0	0	0.0	0	0	0	0	0.0	0	0
Postseason		3	0	0	0	0.0	0	0	0	0	0.0	0	0

ADDITIONAL POSTSEASON STATISTICS: Special Teams Tackles — (2002, 3) **Total: 3.**

POSTSEASON CAREER HIGHS: Rushes — 0; **Rushing Yards** — 0; **Long Rush** — 0; **Rushing TDs** — 0; **Receptions** — 0; **Receiving Yards** — 0; **Long Reception** — 0; **Receiving TDs** — 0; **Special Teams Tackles** — 2, vs. Oakland (1/26/03).



Mike BELL

21

HEIGHT: 6-0 WEIGHT: 225
 COLLEGE: ARIZONA
 JOINED SAINTS: FA-08
 NFL EXPERIENCE: 4
 BORN: 4/23/83

RB

NFL CAREER – Bell is a proven, hard-nosed runner who joined the Saints late last season and in brief action showed flashes of the form that carried him to 677 yards for Denver as an undrafted rookie in 2006. The 225-pound veteran appeared in four games last season after being signed in November to add depth to the backfield. In 24 career games, Bell has posted 722 yards on 176 carries with nine touchdowns and caught 22 passes for 179 yards.

CAREER TRANSACTIONS – Signed by New Orleans Saints, 11/19/08; Waived by Houston Texans, 8/8/08; Signed by Houston to a two-year contract, 7/31/08; Waived by Denver Broncos, 7/21/08; Signed by Denver as an undrafted free agent, 5/8/06.

2008 – Signed by the Saints, Nov. 19 and appeared in four games, totaling 13 carries for 42 yards with one touchdown...Most extensive action came at Detroit, Dec. 21, with four carries for 26 yards and his first TD as a Saint, a leaping, one-yard plunge. Also added a 14-yard reception in the contest. **2007** – Played in five games for Denver, posting six carries for three yards along with a seven-yard reception...Added two tackles on special teams. **2006** – Saw action in 15 games with three starts as an undrafted rookie free agent...Gained 677 yards on 157 carries (4.3 avg.), with eight touchdowns...Became the fifth undrafted player since the inception of the common NFL Draft in 1967 to gain over 500 rushing yards as a rookie...677 rushing yards marked the fourth-most by an undrafted rookie since 1967 and was the fourth-highest total among league rookies for the season as well as the sixth-best rushing output by a rookie in Broncos history...Eight rushing scores tied for the second-most among undrafted rookies since 1967 and ranked second among NFL rookies for the year...Added 20 catches for 158 yards...Carried 10 times for 58 yards with a one-yard TD in his pro debut at St. Louis, Sept. 10, and also led the club with four catches for 30 yards...Had 136 yards with two scores on 15 carries vs. Indianapolis, Oct. 29...Had 20 carries for 90 yards with a pair of touchdowns on Sunday Night Football vs. San Diego, Nov. 19...Led the club with 61 yards and a pair of scores on 16 carries at Arizona, Dec. 17...Posted a team-high 16 carries for 69 yards and a TD vs. Cincinnati, Dec. 24...Totaled 66 yards on 11 rushes to go with three catches for 34 yards in finale vs. San Francisco, Dec. 31.

COLLEGE – Finished career ranked fourth on Arizona's all-time rushing chart, totaling 3,163 yards on 678 attempts with 17 touchdowns in 46 games with 34 starts...Posted 11 career 100-yard rushing games and also was the first player

OWNERSHIP

FOOTBALL

ADMINISTRATION

RECORDS

HISTORY

OWNERSHIP

FOOTBALL

ADMINISTRATION

RECORDS

HISTORY

in school history to lead the Wildcats in rushing for four consecutive seasons...Added 56 career receptions for 465 yards with a touchdown...Named honorable mention All-Pac-10 as a senior in 2005 after rushing for 952 yards on 200 carries with five TDs...Picked up second-team All-Pac-10 honors as a sophomore in 2003.

PERSONAL – Full name: Michael Steven Bell... Born in Denver, Colo.... Was a consensus All-American at Tolleson Union (Tolleson, Ariz.) HS...Named the state's player of the year as selected by *The Arizona Republic* as a senior...Career prep total of 4,692 rushing yards marked the second-highest total in state record books.

MIKEBELL

Year	Team	GP	GS	RUSHING				RECEIVING					
				Att	Yds	Avg	Lg	TD	No	Yds	Avg	Lg	TD
2006	Denver	15	3	157	677	4.3	48	8	20	158	7.9	24	0
2007	Denver	5	0	6	3	0.5	3	0	1	7	7.0	7	0
2008	New Orleans	4	0	13	42	3.2	15	1	1	14	14.0	14	0
NFL totals		24	3	176	722	4.1	48	9	22	179	8.1	24	0
Saints totals		4	0	13	42	3.2	15	1	1	14	14.0	14	0

ADDITIONAL STATISTICS: Special Teams Tackles — (2007, 2) **Total: 2.**

Year	Team	KICKOFF RETURNS				
		Att	Yds	Avg	Lg	TD
2006	Denver	5	97	19.4	22	0
NFL totals		5	97	19.4	2	0

CAREER HIGHS: **Rushes** — 20, vs. San Diego (11/19/06); **Rushing Yards** — 136, vs. Indianapolis (10/29/06); **Long Rush** — 48, vs. Indianapolis (10/29/06); **Rushing TDs** — 2 (3x), last at Arizona (12/17/06); **Receptions** — 5, at Pittsburgh (11/5/06); **Receiving Yards** — 40, at Pittsburgh (11/5/06); **Long Reception** — 24, at Pittsburgh (11/5/06); **Receiving TDs** — 0; **Kickoff Returns** — 2, at St. Louis (9/10/06); **Kickoff Return Yards** — 40, at St. Louis (9/10/06); **Long Kickoff Return** — 22, vs. San Diego (11/19/06); **Kickoff Returned for TD** — 0; **Special Teams Tackles** — 1 (2x), last at Chicago (11/25/07).

Drew Brees

9

HEIGHT: 6-0 **WEIGHT:** 209

COLLEGE: PURDUE

JOINED SAINTS: UFA-06 (SD)

NFL EXPERIENCE: 9

BORN: 1/15/79

QB

NFL CAREER – Brees arrived in New Orleans in 2006 and since has ranked among the NFL's elite quarterbacks, including being named the Associated Press Offensive Player of the Year last season and having twice been voted to the Pro Bowl. He has set a slew of records over the last three seasons, and each year in New Orleans has exceeded his performance from the season

before. Brees has led all passers since 2006 with 13,910 yards - the second-highest three-season total in NFL history - and paces the league with 1,209 completions and ranks second over the span with 88 touchdowns. In 2008, he passed for 5,069 yards, just the second player to reach the 5,000-yard milestone in league record books and 15 short of breaking the record set by Dan Marino in 1984. Few players in the era of free agency have made the impact that Brees has had on the Saints. He led the club to the NFC Championship Game in 2006, has started all 48 regular-season contests, has recorded a league-high 23 games with at least 300 passing yards and has been named the NFC Offensive Player of the Week seven times. Brees was also honored as the co-winner of the 2006 NFL Walter Payton Man of the Year, in large part for his charitable contributions and volunteer work, where he has taken a leadership role in the New Orleans community. Brees signed a six-year contract with the Saints in March of 2006 as an Unrestricted Free Agent after ranking as one of the NFL's top quarterbacks over the previous two seasons with San Diego, departing as the Chargers' all-time leader for career completion percentage. Originally drafted by San Diego in 2001, in 2004 Brees was selected to the Pro Bowl after earning a host of awards, including the Associated Press Comeback Player of the Year.

! WORTHNOTING

Despite breaking team and NFL records each year since arriving in New Orleans in 2006, Brees continues to build on the output of his previous season. In 2008, he led the league with 5,069 passing yards, second in NFL history to Dan Marino's 5,084 in 1984. They are the lone players in league record books to throw for over 5,000 yards in a season.

With 13,910 yards since 2006, Brees has the second highest three-year passing yardage total in NFL history, only trailing Dan Marino's 13,967 from 1984-86.

Brees also threw for over 300 yards in 10 games in 2008, tying an NFL record originally set by Rich Gannon in 2002. In 2006, Brees topped the milestone eight times, a total exceeded by only four players.

CAREER TRANSACTIONS – Signed to six-year contract with Saints, (UFA), 3/16/06; Re-signed by San Diego Chargers to one-year contract as Franchise Player, 3/4/05; Designated Franchise Player by San Diego, 2/22/05; Selected by San Diego in the second round (32nd overall) of 2001 NFL Draft.

HONORS – **2008:** Pro Bowl; Associated Press NFL Offensive Player of the Year; FedEx Air Player of the Year; *Sports Illustrated* (Peter King) All-Pro; *Sporting News* All-Pro; *Pro Football Weekly*/Pro Football Writers of America All-NFC; Second-team Associated Press All-Pro; NFC Offensive Player of the Month (September); NFC Offensive Player of the Week (Week 12); FedEx Air Player of the Week (Week 12); NFC Offensive Player of the Week (Week 8); FedEx Air Player of the Week (Week 8); NFC Offensive Player of the Week (Week 6). **2007:** NFC Offensive Player of the Week (Week 14); NFC Offensive Player of the Week (Week 8). **2006:** Pro Bowl starter; co-NFL Walter Payton Man of

OWNERSHIP FOOTBALL ADMINISTRATION RECORDS HISTORY

OWNERSHIP FOOTBALL ADMINISTRATION RECORDS HISTORY



NFL Leaders in Passing Yards since 2006:

1. Drew Brees, New Orleans Saints	13,910
2. Peyton Manning, Indianapolis Colts	12,439
3. Brett Favre, Green Bay/NY Jets	11,512

NFL Leaders in Completions since 2006

1. Drew Brees, New Orleans Saints	1,209
2. Peyton Manning, Indianapolis Colts	1,070
3. Brett Favre, Green Bay/NY Jets	1,042

NFL Leaders in Attempts since 2006

1. Drew Brees, New Orleans Saints	1,841
2. Brett Favre, Green Bay, NY Jets	1,670
3. Peyton Manning, Indianapolis Colts	1,627

NFL Leaders in Completions of 25+ Yards since 2006

1. Drew Brees, New Orleans Saints	103
2. Tony Romo, Dallas Cowboys	90
3. Donovan McNabb, Philadelphia Eagles	87
Philip Rivers, San Diego Chargers	87

NFL Leaders in Passing First Downs since 2006

1. Drew Brees, New Orleans Saints	665
2. Peyton Manning, Indianapolis Colts	656
3. Brett Favre, Green Bay/NY Jets	563

NFL Leaders in 300-yard Passing Games since 2006

1. Drew Brees, New Orleans Saints	23
2. Tony Romo, Dallas Cowboys	16
3. Peyton Manning, Indianapolis Colts	13
Kurt Warner, Arizona Cardinals	13

NFL Leaders in Touchdown Passes since 2006

1. Peyton Manning, Indianapolis Colts	89
2. Drew Brees, New Orleans Saints	88
3. Tony Romo, Dallas Cowboys	81

the Year; Associated Press All-Pro; *Pro Football Weekly*/Pro Football Writers of America All-Pro & All-NFC; *Sporting News* All-Pro; *USA Today* All-Pro; *Sports Illustrated* (Dr. Z) MVP; NFL FedEx Air Player of the Year; NFC Offensive Player of the Week (Week 14); FedEx Air Player of the Week (Week 14); FedEx Air Player of the Week (Week 12); NFC Offensive Player of the Week (Week 9); FedEx Air Player of the Week (Week 9). **2005:** Pro Bowl alternate; AFC Offensive Player of the Week (Week 4); FedEx Air NFL Player of the Week (Week 9). **2004:** Pro Bowl; Associated Press Comeback Player of the Year, CBSSportsline.com Most Improved Player; FoxSports.com Comeback Player of the Year; Dallas Morning News Comeback Player of the Year; Pro Football Weekly Most Improved Player; *Sports Illustrated* Most Improved Player; *Football Digest* All-Pro (second-team); *College & Pro Football Newsweekly* All-Pro (second-team); AFC Player of the Week (Week 8); FedEx Air NFL Player of the Week (Week 8); FedEx Air NFL Player of the Week (Week 9).

! WORTHNOTING

In 2008, Brees set a team record with 34 touchdown passes – tying for the NFL lead – and ranked first in the league with 413 completions and 635 attempts. He ranked fourth in the NFL with a passer rating of 96.2.

Brees was voted the Associated Press Offensive Player of the Year in 2008, becoming the first player in club history to earn the award. He was also voted to the Pro Bowl for the second time since joining the Saints.

Brees was named NFC Offensive Player of the Week three times in 2008 – bringing his total to seven since arriving in New Orleans – and NFC Offensive Player of the Month for September.

2008 – Named Associated Press NFL Offensive Player of the Year after becoming only the second quarterback in NFL history to throw for over 5,000 yards and tied a league record with 10 games with over 300 passing yards (Rich Gannon, 2002)...Voted to Pro Bowl as a starter for second time with the Saints...Led the NFL in passing yards (5,069), attempts (635), completions (413), completions of 25 yards or more (35) and tied for league-best with a club-record 34 touchdowns...Tied the team record he set in 2006 for passer rating (96.2) and threw touchdowns to 11 players, equaling another league all-time mark (Tom Brady, 2007)...Named NFC Offensive Player of the Week three times and NFC Offensive Player of the Month for September...Led club to 24-20 win in opener vs. Tampa Bay, completing 23 of 32 for 343 yards with three TDs...At Denver, Sept. 21, had 421 passing yards, the fourth-highest total in club history. Set team record with 39 completions on 48 attempts with a TD. His 110.2 rating marked the 14th game with New Orleans in triple digits...Tossed three touchdowns in victory vs. San Francisco, Sept. 28, completing 23 of 35 for 363 yards. Became fourth QB in team history to reach 10,000 yards on 47-yard scoring strike to WR Robert Meachem...Oct. 6 vs. Minnesota posted third-straight 300-yard day, connecting on 26 of 46 for 330 yards with a touchdown and a pair of INTs...Nearly perfect vs. Oakland, Oct. 12, recording a rating of 144.4 and completing 26 of 30 (86.7 percent) for 320 yards and three TDs. Completed first 16

OWNERSHIP
FOOTBALL
ADMINISTRATION
RECORDS
HISTORY

OWNERSHIP
FOOTBALL
ADMINISTRATION
RECORDS
HISTORY

passes, and was named NFC Offensive Player of the Week...Going against his former team for first time, led Saints to 37-32 win over San Diego at London's Wembley Stadium Oct. 26. Named NFC Offensive Player of the Week after throwing for 339 yards and three TDs on 30 for 41 passing with a rating of 121.9...At Atlanta, Nov. 9, recorded 422 yards with a pair of touchdowns, including 294 yards in the fourth quarter...Named NFC Offensive Player of the Week after posting a passer rating of 157.5 vs. Green Bay, Nov. 24. Completed 20 of 26 for 323 yards and four TDs, including a pair of 70-yard scores. Led team to club-record 51 points in win...Dec. 21 at Detroit had passer rating of 117.8, going 30 of 40 for 351 yards and a pair of TDs, breaking his own team records for passing yards and touchdowns...Led furious comeback that fell short in fourth quarter vs. Carolina, Dec. 28, finishing 30 of 49 with 386 yards, four TDs - three in the final 15 minutes - and an INT. Became only second player in NFL history to throw for over 5,000 yards, and extended team record to 34 touchdown passes...Completed 11 of 19 passes for 142 yards and one TD in Pro Bowl.

! WORTHNOTING

In 2006, Brees was voted to the Pro Bowl, was selected first-team All-Pro by the Associated Press and finished second in the wire service's voting for the Most Valuable Player and Offensive Player of the Year voting.

Brees was voted the co-winner of the 2006 NFL Walter Payton Man of the Year Award, honoring excellence on the field as well as a player's charitable work. Brees shared the award with former San Diego Chargers teammate RB LaDainian Tomlinson.

2007 – Turned in another record-breaking effort, leading the NFL in completions (a league-record 440) and attempts (652), ranking second in yards (4,423), third in completion percentage (67.5) and tied for sixth in touchdowns (28)... Started all 16 games, with passer rating of 89.4 ranking 11th in NFL... Threw for 250 yards or more in 11 contests, including five of over 300 yards... Average of 276.4 passing yards per game ranked second in the league, only trailing New England QB Tom Brady (300.4)... Tied for fifth in NFL with 27 completions of 25 yards or more... Picked by teammates as one of the five season-long captains... Added 52 rushing yards on 23 carries with a TD... Shook off sluggish, four-game start at Seattle, Oct. 14, completing 25 of 36 for 246 yards and a pair of touchdowns. Posted a passer rating of 106.9... Recorded first 300-yard day of season and ninth with New Orleans at San Francisco, Oct. 28, completing 31 of 39 (79.5 pct.) for 336 yards with a season-high four touchdowns. Notched passer rating of 136.8, and was named NFC Offensive Player of the Week... Threw for second-most yards in club history with 445 in win vs. Jacksonville, Nov. 4. Completed 35 of 49 with three touchdowns in leading team to fourth-straight victory. His 346 passing yards in first half are the most for a Saints passer in single half... Completed 25 of 36 for 272 yards, with a pair of TDs and two INTs vs. St. Louis, Nov. 11. Passed for 204 yards on 16 of 22 with both TDs in the game's final period... At Houston, Nov. 18, went 33 of 49 for 290 yards with a touchdown and two interceptions off deflected passes... Nov. 25, led Saints to first vic-

tory at Carolina since 2005 by throwing three touchdowns and running for an eight-yard TD. Completed 24 of 36 for 260 yards and an INT. Rushing touchdown was his first with Saints and his first since 12/11/05... In victory at Atlanta, Dec. 19, completed 28 of 41 for 328 yards with three touchdowns... Dec. 16 vs. Arizona posted 86.7 completion percentage (26 for 30) with 315 yards and a pair of touchdowns (19- and 32-yard strikes). Notched a passer rating of 132.6, his fourth-straight game in triple digits, and was named NFC Offensive Player of the Week... Finished 27 of 42 for 284 yards and an INT vs. Philadelphia, Dec. 23. Set a club record begun the week before by completing his 17th-straight pass in first quarter, breaking mark set by Archie Manning in 1979... At Chicago, Dec. 30, set club record for attempts in a game with 60, completing 35 for 320 yards and three touchdowns, with a pair of INTs. Broke NFL record for completions in a season in second quarter (418, Rich Gannon).

2006 – Top free-agent signing paid immediate dividends with honor-filled season, leading the offense and rewriting club's passing records. Completed 356 of 554 (64.3 pct.) for an NFL-high 4,418 yards, with 26 TDs and 11 INTs... Posted a team-record 96.2 passer rating... Set a slew of team records that he has since broken, but those still standing include consecutive 300-yard performances (five) and passing yards in a game (510 vs. Cincinnati, Nov. 19)... Threw for more yards than any QB in NFL history with a new team (previous: QB Drew Bledsoe, 4,359, Buffalo, 2002)... Had 1,954 yards from Oct. 29-Nov. 26 (vs. Baltimore through at Atlanta), the most over a five-game span in NFL history... Threw for over 300 yards in five straight games (from Oct. 29 vs. Baltimore through Nov. 26 at Atlanta), one of only six passers in NFL record books to achieve the feat... Had streaks of 141, 136 and 102 passes without an INT... Had 4,033 yards in first 13 games, second-highest total in league history at that point in the season (Rich Gannon, Oakland, 2002, 4,205)... In NFC Championship at Chicago, 1/21/07, completed 27 of 49 for 354 yards with a pair of touchdowns and an interception. Had an 88-yard TD pass to RB Reggie Bush... In Divisional Playoffs vs. Philadelphia, 1/13/07, completed 20 of 32 for 243 yards with a TD... Ended postseason 47 of 81 for 597 yards (58 pct.), with three TDs, an INT and 88.3 rating... In first game with Saints, a win at Cleveland, Sept. 10 was 17 of 31 for 176 with a TD and interception... After rough start with a pair of early fumbles at Green Bay, Sept. 17, led comeback by

MILESTONES



Brees is one of only five players in NFL history to have passed for over 4,000 yards in at least three consecutive seasons, joining Peyton Manning (1999-2004, 2006-08), Dan Fouts (1979-81), Dan Marino (1984-86) and Trent Green (2002-04).

The 4,418 yards that Brees passed for in 2006 was the most in NFL history for a quarterback on a new team.

During a five-game stretch of the 2006 season, Brees threw for 1,954 yards, the most in NFL record books over a five-game period.

CAREER GAME BY GAME

PASSING

2008												2007											
ATT	CMP	YDS	PCT	TD	INT	LG	SACKS	RT	ATT	CMP	YDS	PCT	TD	INT	LG	SACKS	RT						
9/7 TB	32	23	343	71.9	3	1	84t	1/6	124.9	9/6 @ IND	41	28	192	68.3	0	2	23	1/5	58.2				
9/14 @ WAS	33	22	216	66.7	1	2	22	2/21	69.8	9/16 @ TB	44	26	260	59.1	1	1	58	2/17	74.1				
9/21 @ DEN	48	39	421	81.3	1	0	74	1/7	110.2	9/24 TEN	45	29	225	64.4	0	4	37	1/7	39.6				
9/28 SF	35	23	363	65.7	3	1	81	0/0	116.7	10/7 CAR	47	29	252	61.7	0	2	54	0/0	58.1				
10/6 MIN	46	26	330	56.5	1	2	52	1/10	68.2	10/14 @ SEA	36	25	246	69.4	2	0	36	0/0	106.9				
10/12 OAK	30	26	320	86.7	3	0	51	1/1	144.4	10/21 ATL	34	22	219	64.7	2	1	37t	0/0	90.2				
10/19 @ CAR	39	21	231	53.8	0	1	54	1/3	61.0	10/28 @ SF	39	31	336	79.5	4	0	43	0/0	136.8				
10/26 SD	41	30	339	73.2	3	0	49	0/0	121.9	11/4 JAX	49	35	445	71.4	3	0	57	1/10	119.9				
11/9 ATL	58	31	422	53.4	2	3	48	1/6	66.9	11/11 STL	36	25	272	69.4	2	2	36	2/16	86.8				
11/16 @ KC	36	25	266	69.4	1	1	47t	0/0	88.4	11/18 @ HOU	49	33	290	67.3	1	2	32	1/10	72.7				
11/24 GB	26	20	323	76.9	4	0	70t	1/5	157.5	11/25 @ CAR	36	24	260	66.7	3	1	45	0/0	103.9				
11/30 @ TB	47	25	296	53.2	2	3	37	1/8	60.2	12/2 TB	23	17	179	73.9	2	0	45t	3/17	125.1				
12/7 ATL	32	18	230	56.3	2	0	36	0/0	99.7	12/10 @ ATL	41	28	328	68.3	3	0	36	0/0	116.7				
12/11 @ CHI	43	24	232	55.8	2	2	24	1/6	67.2	12/16 ARZ	30	26	315	86.7	2	0	32	1/8	132.6				
12/21 @ DET	40	30	351	75.0	2	0	64	0/0	117.8	12/23 PHI	42	27	284	64.3	0	1	52t	1/8	73.9				
12/28 CAR	49	30	386	61.2	4	1	26t	2/19	104.6	12/30 @ CHI	60	35	320	58.3	3	2	21t	3/12	75.7				
Totals	635	413	5,069	65.0	34	17	84t	13/92	96.2	TOTALS	652	440	4,423	67.5	28	18	58	16/109	89.4				

completing 26 of 41 for 353 yards with two TDs and a 96.9 rating. Lone QB in club history to notch back-to-back road wins to open a season...Sept. 25 vs. Atlanta completed 20 of 28 for 191 yards for victory in club's Superdome return following Hurricane Katrina...Had 349 yards - including a career-high 86-yard TD pass to WR Marques Colston - while completing 28 of 38 with a 110.5 rating at Carolina, Oct. 1...Tossed three TDs in win vs. Philadelphia, Oct. 15. Tied with 8:26 remaining, led the Saints on a 16-play, 72-yard march to set up game-winning field goal as time expired. Completed final 10 passes, finishing 27 of 37 for 275 yards with a pair of INTs and a 98.4 rating...Posted a 136.7 passer rating, completing 24 of 32 for 314 yards and three TDs at Tampa Bay, Nov. 5. Completed 10 of 12 in third quarter and was named NFC Offensive Player of the Week...At Pittsburgh, Nov. 12, completed 31 of 47 for 398 yards and a TD, notching third-straight game with over 300 yards. Had a passer rating of 99.4...Recorded sixth-highest passing yardage day in NFL history with 510 vs. Cincinnati, Nov. 19. Completed 37 of 57, with a pair of TDs and three INTs. Yardage total shattered former club record (441, Aaron Brooks vs. Denver, Dec. 3, 2000). Completed passes to eight targets as club set record with 595 yards of offense...Posted fifth-straight 300-yard day with 349, completing 21 of 30 with two TDs and a 131.1 rating at Atlanta, Nov. 26. Seventh time in 11 games he reached 300-yard milestone...Streak of 300-yard days closed vs. San Francisco, Dec. 3 in mistake-free performance. Completed 17 of 28 for 186 yards, notched seventh game without INT in win...At Dallas, Dec. 19, had a season-high 140.8 rating, going 24 of 38 for 384 yards and five TDs. Yardage achieved over first three quarters, as Saints held commanding lead. Tossed three TDs in third quarter while completing seven of eight for 185 yards. Went over 4,000 yards passing, becoming the first QB in club history to do so. Named NFC Offensive Player of the Week...With division title locked up, only played in opening drive vs. Carolina in finale, completing four of five for 46 yards, 105.0 rating... NFC starter in Pro Bowl, completing two of seven for 23 yards before suffering a dislocated left elbow. **2005** - Named first alternate to AFC Pro Bowl squad...

CAREER GAME BY GAME

2006

ATT	CMP	YDS	PCT	TD	INT	LG	SACKS	RT	
9/10 @ CLE	30	16	170	53.3	1	1	20	0/0	67.4
9/17 @ GB	41	26	353	63.4	2	1	57	4/21	96.9
9/25 ATL	28	20	191	71.4	0	0	29	1/11	90.0
10/1 @ CAR	38	28	349	73.7	1	0	86t	1/5	110.5
10/8 TB	33	21	171	63.6	1	0	18	0/0	86.8
10/15 PHI	37	27	275	73.0	3	2	48t	0/0	98.4
10/29 BAL	45	24	383	53.3	3	3	53	2/15	76.4
11/5 @ TB	32	24	314	75.0	3	0	52t	0/0	136.7
11/12 @ PIT	47	31	398	66.0	1	0	48	1/5	99.4
11/19 CIN	52	37	510	71.2	2	3	72t	2/6	91.0
11/26 @ ATL	30	21	349	70.0	2	0	76t	2/17	131.1
12/3 SF	28	17	186	60.7	1	0	74	1/1	92.3
12/10 @ DAL	38	26	384	68.4	5	0	61t	1/7	140.8
12/17 WASH	38	21	207	55.3	1	1	24	2/8	59.9
12/24 @ NYG	32	13	132	40.6	0	1	40	1/9	63.5
12/31 CAR	5	4	46	80.0	0	0	25	0/0	105.0
TOTALS	554	356	4,418	64.3	26	11	86t	18/105	96.2

POSTSEASON

ATT	CMP	YDS	PCT	TD	INT	LG	SACKS	RT	
1/13 PHI	32	20	243	62.5	1	0	35	3/16	96.2
1/21 @ CHI	49	27	354	55.1	2	1	88t	3/35	83.2
TOTALS	81	47	597	58.0	3	1	88t	6/51	88.3

2005

ATT	CMP	YDS	PCT	TD	INT	LG	SACKS	RT	
9/11 DAL	35	18	209	51.4	2	2	33	2/21	65.1
9/18 @ DEN	23	15	175	65.2	0	1	24	4/41	70.0
9/25 NYG	22	19	191	86.4	2	0	27	0/0	133.1
10/2 @ NE	24	19	248	79.2	2	0	38	0/0	137.5
10/10 PIT	35	20	219	57.1	1	1	41	1/6	73.4
10/16 @ OAK	20	14	164	70.0	1	0	35t	2/12	111.2
10/23 @ PHI	40	23	299	57.5	2	2	43	3/29	77.0
10/30 KC	43	25	324	58.1	3	1	35t	0/0	95.5
11/6 @ NYJ	27	20	270	74.1	1	1	29	1/8	102.4
11/20 BUF	33	28	339	84.8	4	0	39	1/2	149.1
11/27 @ WASH	44	22	215	50.0	0	3	24	3/20	35.7
12/4 OAK	22	17	160	77.3	2	0	27	2/12	127.1
12/11 MIA	52	35	279	67.3	2	1	25	3/34	85.3
12/18 @ IND	33	22	255	66.7	1	2	54	1/8	74.7
12/24 @ KC	33	18	161	54.5	1	1	22	1/8	65.3
12/31 DEN	14	8	68	57.1	0	0	15	3/22	69.9
TOTALS	500	323	3,576	64.6	24	15	54	27/223	89.2

2004

ATT	CMP	YDS	PCT	TD	INT	LG	SACKS	RT	
9/12 @ HOU	24	17	209	70.8	2	0	36t	1/7	125.2
9/19 NYJ	19	8	146	42.1	1	2	59	1/7	47.1
9/26 @ DEN	29	14	121	48.3	0	0	17	4/30	59.7
10/3 TEN	20	16	206	80.0	3	0	58t	1/8	149.2
10/10 JAX	26	17	211	65.4	2	0	54	0/0	116.0
10/17 @ ATL	31	23	227	74.2	1	1	23	1/4	91.7
10/24 @ CAR	32	21	196	65.6	0	0	23	1/8	82.3
10/31 OAK	25	22	281	88.0	5	0	29	1/8	153.1
11/7 NO	36	22	257	61.1	4	0	31	1/7	119.8
11/21 @ OAK	34	18	226	52.9	1	0	28	0/0	83.7
11/28 @ KC	37	28	378	75.7	2	0	65	1/7	125.7
12/5 DEN	27	14	106	51.9	0	1	30	2/20	46.2
12/12 TB	23	17	220	73.9	2	2	79t	2/14	96.3
12/19 @ CLE	6	4	85	66.7	1	0	72t	1/2	149.3
12/26 @ IND	31	21	290	67.7	3	1	74t	1/9	116.3
1/2 KC	Inactive								
TOTALS	400	262	3,159	65.5	27	7	79t	18/131	104.8

POSTSEASON

ATT	CMP	YDS	PCT	TD	INT	LG	SACKS	RT	
1/8 NYJ	42	31	319	73.8	2	1	44	2/11	101.2
TOTALS	42	31	319	73.8	2	1	44	2/11	101.2

2003

ATT	CMP	YDS	PCT	TD	INT	LG	SACKS	RT	
9/7 @ KC	33	18	202	54.5	2	2	23	3/34	68.0
9/14 DEN	41	20	182	48.8	1	1	23t	0/0	59.2
9/21 BAL	45	28	270	62.2	0	3	40	1/13	51.2
9/28 @ OAK	31	21	187	67.7	1	1	37	0/0	81.0
10/5 @ JAX	41	24	296	58.5	3	0	46t	4/19	105.3
10/19 @ CLE	18	9	74	50.0	0	1	17	1/13	37.7
10/27 MIA	30	19	190	63.3	0	3	28	6/44	41.7
11/2 @ CHI	15	7	49	46.7	0	1	10	0/0	26.8
11/9 MIN	Active, Did Not Play								
11/16 @ DEN	Active, Did Not Play								
11/23 CIN	Active, Did Not Play								
11/30 KC	Active, Did Not Play								
12/7 @ DET	Active, Did Not Play								
12/14 GB	48	28	363	58.3	2	1	68t	2/27	87.4
12/21 @ PIT	26	16	198	61.5	1	2	57t	1/5	65.9
12/28 OAK	28	15	97	53.6	1	0	28	3/23	73.1
TOTALS	356	205	2,108	57.6	11	15	68t	21/178	67.5

2002

ATT	CMP	YDS	PCT	TD	INT	LG	SACKS	RT	
9/8 @ CIN	19	15	160	78.9	2	0	30	1/0	136.8
9/15 HOU	28	15	163	53.6	1	1	35t	2/20	68.0
9/22 @ ARZ	31	17	181	54.8	0	1	21	2/17	58.7
9/29 NE	18	10	104	55.6	1	0	52t	0/0	91.0
10/6 @ DEN	42	26	325	61.9	1	2	30	0/0	65.1
10/13 KC	41	28	319	68.3	2	2	29	1/7	87.3
10/20 @ OAK	25	16	170	64.0	2	0	31	2/22	63.0
11/3 NYJ	35	22	192	62.9	1	2	26	1/3	79.0
11/10 @ SHL	20	12	139	60.0	0	2	26	1/8	41.5
11/17 SF	50	29	336	58.0	2	1	47	0/0	83.4
11/24 @ MIA	22	15	107	68.2	0	1	23	3/27	60.2
12/1 DEN	41	27	217	65.9	0	0	30	1/3	79.0
12/8 OAK	41	22	239	53.7	0	3	28	2/13	40.6
12/15 @ BUF	24	13	148	54.2	0	0	42	3/20	72.9
12/22 @ KC	40	26	242	65.0	2	0	32	1/7	98.1
12/29 SEA	49	27	332	55.1					

Had a sterling sequel to record-setting 2004 by completing 323 of 500 for 3,576 yards, with 24 TDs and 15 INTs, with 89.2 rating...Named AFC Offensive Player of the Week after 41-17 win over New England, Oct. 2, ending Patriots' NFL-record 21-game home win streak. Completed 19 of 24 for 248 yards with two TDs with 137.5 rating...Completed 23 of 40 for 299 yards and a pair of TDs at Philadelphia, Oct. 23... Recorded initial 300-yard passing day of season with 324 yards vs. Kansas City, Oct. 30. Tossed three TDs and posted a 95.5 rating...Completed 28 of 33 for four TDs and 339 yards in 48-10 win over Buffalo Nov. 20. His 84.8 completion percentage was second-highest in team history...Went 35 of 52 vs. Miami, Dec. 11, with 279 yards and two TDs, with a

NFL RECORDS

NFL RECORDS BREES HAS SET OR TIED SINCE JOINING THE SAINTS:

- Completions in a season: 440, 2006
- Games with over 300 yards passing in a season: 10, 2008 (tied with Rich Gannon, 2002)
- Touchdown passes to different players in a season: 11, 2008 (tied with Tom Brady, 2007)
- Most yards in a five-game span: 1,954 yards (Oct. 29-Nov. 26, 2006)

rushing touchdown...Suffered torn labrum in right shoulder in second quarter of finale vs. Denver. Injured while diving for loose ball and landed on by Broncos DT Gerard Warren. **2004** – Voted to first Pro Bowl and Comeback Player of Year by Associated Press, *Sports Illustrated* and *Dallas Morning News*...Voted Most Improved Player of Year by *Pro Football Weekly*, Pro Football Writers of America, CBSsportsline.com and FoxSports.com...Named AFC Offensive Player of the Week after setting team record by completing 22 of 25 for 281 yards and a career-high five TDs against Oakland, Oct. 31. Finished with career-high passer rating of 153.1...Threw four TD passes vs. New Orleans, Nov. 7. Was 22 of 36 for 257 yards and a 119.8 rating...Nine TD passes most by a Chargers quarterback in two-game stretch...Went 18 of 34 for 226 yards with a TD at Oakland, Nov. 21. Extended streak without interception to 156 tosses...Notched 378 yards at Kansas City, Nov. 28. Went 28 of 37 with two TDs to run streak without interception to team-record of 193. Was 11 of 11 for 163 yards and two TDs in final quarter...Threw an interception on second play vs. Denver, Dec. 5 to end team-record streak of passes without interception at 194...Passed for 290 yards and three TDs at Indianapolis Dec. 26, including 74-yard touchdown...First NFL QB since Craig Morton of Dallas in 1970 to throw 70-yard TD passes in three-straight games. Finished with 290 yards on 21 of 31 at Indianapolis, Dec. 24, with three TDs...Had 319 yards and two TDs in Wild Card Playoff vs. New York Jets. Threw game-tying one-yard scoring pass with 11 seconds remaining to force overtime. Completed 31 of 42 to set team record for completion percentage (.738) in postseason. **2003** – Started first eight contests and final three...Had 270 yards, completing 28 of 45, vs. Baltimore, Sept. 21...Notched first career TD catch on 21-yard reception on pass from RB LaDainian Tomlinson at Oakland, Sept. 28. Also completed 21 of 31 for 187 yards and a TD...At Jacksonville, Oct. 5, went 24 of 41 for a 296 yards and three TDs for a 105.3 rating...Did not play

TEAM RECORDS

TEAM RECORDS BREES HAS BROKEN SINCE JOINING THE SAINTS:

GAME

- Completions: 39, at Denver, Sept. 21, 2008
- Attempts: 60, at Chicago, Oct. 31, 2007
- Yards: 510 vs. Cincinnati, Nov. 19, 2006
- Consecutive completions: 17, Dec. 16-Dec. 23, 2007

SEASON

- Completions: 440, 2007
- Attempts: 652, 2007
- Completion Pct.: 67.5, 2007
- Yards: 5,069, 2008
- Touchdowns: 34, 2008
- Passer rating: 96.2, 2006, 2008
- 300-yard Passing Games: 10, 2008

CAREER

- Completion Pct.: 65.7
- Passer Rating: 93.8
- 300-yard Passing Games: 23
- 4,000+-yard Passing Seasons: 3

Weeks 9-13...Returned vs. Green Bay, Dec. 14, after being benched for five games and passed for 363 yards (28 of 48) and two TDs, including a 68-yard TD. **2002** – Started 16 games and completed 320 of 526 for 3,284 yards, with 17 TDs and 16 INTs...Rushed for a career-high 130 yards...In first NFL start was 15 of 19 for 160 yards with two TDs at Cincinnati, Sept. 8. His .789 completion percentage was the best by a QB making first start since Rob Johnson completed 20 of 24 (.833) for Jacksonville in 1997...Threw first-career INT against Houston Sept. 15 to end string of 66 attempts without pick to open career...Passed for 319 yards vs. Kansas City, Oct. 13 and led game-winning drive in final 2:24, completing six of seven for 71 yards, including two-yard TD. **2001** – Made first NFL appearance vs. Kansas City Nov. 4, and completed 15 of 27 for 221 yards with first career TD...Did not play Weeks 1-7 and 9-16.

COLLEGE – Had an honor-filled career at Purdue, including being a Heisman Trophy finalist in 1999 and 2000...Won The Maxwell Award as the nation's outstanding player in 2000...Finalist for The Davey O'Brien Award as the nation's top quarterback in 1999 and 2000...Ended career as Big Ten and Purdue's all-time leader in passing yards (11,792), touchdown passes (90), total yards (12,693), completion percentage (.611), completions (1,026) and attempts (1,678)...Departed fourth in NCAA Division I history for total offense, completions and attempts...Led Boilermakers to 2000 Rose Bowl, the school's first appearance in Pasadena since 1967...Only player in conference history to throw for more than 500 yards in a game twice...Added seven 400-yard games and 16 300-yard days in his career...Earned Big Ten Player of Year honors in 1998 and 2000 and all-conference accolades for three-straight years (1998-2000)...As a senior was named Academic All-America Player of Year...Recipient of the school's Leonard Wilson Award for unselfishness and dedication...Fourth in

Heisman Trophy balloting as a junior...First recipient of Socrates Award, recognizing the nation's finest athlete in terms of academics, athletics and community service...Selected Purdue's Male Athlete of Year as a junior and senior...Received Big Ten Conference Medal of Honor in 2001...Chosen for school's Mortar Board in 1999...Earned degree in industrial management and manufacturing and graduated with a 3.4 GPA.

PERSONAL – Born Jan. 15, 1979 in Austin, Texas...Has traveled to Afghanistan, Kuwait and Okinawa on USO missions...Extremely active in the community and a fixture in the New Orleans area with his Brees Dream Foundation, with the mission to provide care, education and opportunities for children facing adversity. In New Orleans, his ongoing efforts have raised funds for Operation Kids, and he has also held The Drew Brees Gridiron Classic for youth football teams, the “Brees on the Seas” youth deep sea fishing even off the

Louisiana coastline, hosts an annual golf tournament that that distributes money to children's causes in New Orleans and San Diego, rebuilt homes in New Orleans with Habitat for Humanity, supported Children's Hospital in New Orleans and numerous other charitable endeavors...In high school, he led Westlake (Austin, Texas) HS to 16-0 record and State 5A title as senior...Posted a 28-0-1 record as two-year starter...Selected as the Texas Class 5A MVP in 1996...Also lettered in basketball and in baseball as a shortstop...His father, Chip, played freshman basketball at Texas A&M and his grandfather, Ray Akins, finished his career with the third-most wins all-time among prep football coaches in Texas...Uncle, Marty Akins, was three-year starting quarterback and All-America at Texas (1975-77)...Married, Brittany, and the couple has restored an old home in uptown New Orleans...The couple welcomed their first child, a son, shortly after the 2008 season...He and Brittany have traveled to Croatia, Greece, Tahiti, Australia and Africa in the past...Has flown in the cockpits with the demonstration teams of the Navy Blue Angels in the F/A-18 and the Air Force Thunderbirds in the F-16.

200x20

Dating to the 13th game of the 2007 season, Brees has thrown for at least 200 yards in 20 consecutive games, the longest current streak in the NFL:

	Quarterback	Games
1.	Drew Brees, NO	20
2.	Aaron Rodgers, GB	7
t3.	Matt Schaub, Hou.	4
t3.	Philip Rivers, SD	4
t3.	Shaun Hill, SF	4
t3.	Marc Bulger, StL	4

OWNERSHIP

FOOTBALL

ADMINISTRATION

RECORDS

HISTORY

OWNERSHIP

FOOTBALL

ADMINISTRATION

RECORDS

HISTORY

DREW BREES



PASSING

Year	Team	GP	GS	Att	Cmp	Pct	Yds	Yds/Att	TD	Int	Lg	Sk	Lst	Rating
2001	San Diego	1	0	27	15	55.6	221	8.2	1	0	40	2	12	94.8
2002	San Diego	16	16	526	320	60.8	3,284	6.2	17	16	52t	24	180	76.9
2003	San Diego	11	11	356	205	57.6	2,108	5.9	11	15	68t	21	178	67.5
2004	San Diego	15	15	400	262	65.5	3,159	7.9	27	7	79t	18	131	104.8
2005	San Diego	16	16	500	323	64.6	3,576	7.2	24	15	54	27	223	89.2
2006	New Orleans	16	16	554	356	64.3	4,418	8.0	26	11	86t	18	105	96.2
2007	New Orleans	16	16	652	440*	67.5	4,423	6.8	28	18	58	16	109	89.4
2008	New Orleans	16	16	635	413	65.0	5,069	8.0	34	17	84t	13	92	96.2
NFL totals		107	106	3,650	2,334	63.9	26,258	7.2	168	99	86t	139	1,030	89.4
Saints totals		48	48	1,841	1,209	65.7	13,910	7.6	88	46	86t	47	306	93.8

* - NFL record

Career record as starter: 55-51 (.519); 8-8 (.500) in 2002, 2-9 (.182) in 2003, 11-4 (.733) in 2004, 9-7 (.563) in 2005, 10-6 (.625) in 2006, 7-9 (.438) in 2007, 8-8 (.500) in 2008.

ADDITIONAL STATISTICS: Caught 21-yard touchdown in 2003, caught 38-yard pass in 2004, caught two passes for 10 yards in 2007; Totals: 4 receptions for 69 yards with 1 TD.

RUSHING

Year	Team	Att	Yds	Avg	Lg	TD
2001	San Diego	2	18	9.0	13	0
2002	San Diego	38	130	3.4	15	1
2003	San Diego	21	84	4.0	18	0
2004	San Diego	53	85	1.6	22	2
2005	San Diego	21	49	2.3	9	1
2006	New Orleans	42	32	0.8	16	0
2007	New Orleans	23	52	2.3	9	1
2008	New Orleans	22	-1	0.0	9	0
NFL totals		222	449	2.0	22	5
Saints totals		87	83	1.0	16	1

CAREER HIGHS: Attempts — 60, at Chicago (12/30/07); Completions — 39, at Denver (9/21/08); Completion Pct. — 88.0 (22 for 25) vs. Oakland (10/31/04); Passing Yards — 510, vs. Cincinnati (11/19/06); Long Pass — 86t, at Carolina (10/1/06); Interceptions — 4, vs. Tennessee (9/24/07); Passing TDs — 5 (2x), last at Dallas (12/10/06); Passer Rating — 157.5, vs. Green Bay (11/24/08); Rushes — 8, at Kansas City (11/28/04); Rushing Yards — 31, at Kansas City (12/24/05); Long Rush — 22, vs. Oakland (10/31/04); Rushing TDs — 1 (5x), last at Carolina (11/25/07).

POSTSEASON

Year	Team	GP	GS	Att	Cmp	Pct	Yds	Yds/Att	TD	Int	Lg	Sk	Lst	Rating
2004	San Diego	1	1	42	31	73.8	319	7.6	2	1	44	2	11	101.2
2006	New Orleans	2	2	81	47	58.0	597	7.4	3	1	88t	6	51	88.3
Postseason		3	3	123	78	63.4	916	7.4	5	2	88t	8	62	92.7
Saints Totals		2	2	81	47	58.0	597	7.4	3	1	88t	6	51	88.3

Career postseason record as starter: 1-2 (.333); 0-1 in 2004 (.000), 1-1 in 2006 (.500).

RUSHING

Year	Team	Att	Yds	Avg	Lg	TD
2004	San Diego	5	17	3.4	7	0
2006	New Orleans	4	6	1.5	8	0
Postseason		9	23	2.6	8	0
Saints totals		4	6	1.5	8	0

POSTSEASON CAREER HIGHS: Attempts — 49, at Chicago (1/21/07); Completions — 31, vs. New York Jets (1/8/05); Completion Pct. — 73.8 (31 for 42) vs. New York Jets (1/8/05); Passing Yards — 354, at Chicago (1/21/07); Long Pass — 88t, at Chicago (1/21/07); Interceptions — 1 (2x), last at Chicago (1/21/07); Passing TDs — 2 (2x), last at Chicago (1/21/07); Passer Rating — 101.2, vs. New York Jets (1/8/05); Rushes — 5, vs. New York Jets (1/8/05); Rushing Yards — 17, vs. New York Jets (1/8/05); Long Rush — 8, at Chicago (1/21/07); Rushing TDs — 0.



Jammal BROWN 70

HEIGHT: 6-6 WEIGHT: 313
 COLLEGE: OKLAHOMA
 JOINED SAINTS: D1-05
 NFL EXPERIENCE: 5
 BORN: 3/30/81

T

NFL CAREER – A two-time Pro Bowl selection, Brown has served as the anchor of the Saints' offensive line since arriving in New Orleans as the club's No. 1 pick in 2005. He has served as the chief protector of the quarterback's blind side since sliding over to left tackle in his second season after playing right tackle as a rookie. In 2008, he was voted to his second Pro Bowl, after also being voted to the postseason all-star game in 2006 and being named an Associated Press All-Pro. Brown has been the cornerstone of an offensive line that has allowed a league-low 29 sacks over the last two years, despite the Saints attempting more passes than any other team. Brown immediately stepped in as the starter after being selected 13th overall and was a near-unanimous choice for NFL All-Rookie squads. Considered equally adept at pass-blocking and clearing lanes for the run, Brown has opened all 58 games he has appeared in during his career.

CAREER TRANSACTIONS – Signed to five-year contract, 7/30/05; Drafted by the Saints in first round (13th overall) of the 2005 NFL Draft.

HONORS – **2008:** Pro Bowl. **2006:** Pro Bowl (Starter); Associated Press All-Pro; *Pro Football Weekly*/Pro Football Writers of America All-NFL & All-NFC; *USA Today* All-Pro; *Sports Illustrated* (Dr. Z) All-Pro; **2005:** *Pro Football Weekly* All-Rookie team.

2008 – Started all 15 games he appeared in, declared inactive at Chicago, Dec. 11 with an ankle injury...Suffered a hip injury at Denver, Sept. 21, that forced him to the sidelines, but he played with the injury for several weeks.

2007 – Started 15 games at LT, inactive at Houston, Nov. 18, with a strained calf that he had injured the week before...Earned a game ball for his efforts vs. Atlanta, Oct. 21. **2006** – Started 15 games at LT, inactive for one contest (at Tampa Bay, Nov. 5) with an ankle injury...Opened both postseason games...Voted a starter in the Pro Bowl and All-Pro by the Associated Press.

2005 – Started 13 games at RT... Showed no rookie jitters in first NFL contest despite lining up against DE Julius Peppers in opening-day victory at Carolina, Sept. 11. Brown helped hold annual Pro Bowl pick without a sack...Sideline with ankle injury vs. Atlanta, Oct. 16, at St. Louis, Oct. 23 and at Tampa Bay, 1/1/06.

COLLEGE - Outland Trophy recipient in 2004, awarded to the nation's top offensive lineman...Three-year starter and four-year letterman at Oklahoma...Did not allow a sack in 2004, and only one in 2003...He led

Oklahoma in blocking consistency for two years, and earned the highest grade among the school's blockers in 20 of his final 26 contests... A consensus All-Big 12 pick for his last three years at right tackle.

PERSONAL - Graduated from Oklahoma with a degree in multidisciplinary studies in May 2009...Sociology major...Father, Charles, is retired from the Army...Attended MacArthur (Lawton, Okla.) HS...Played both sides of the ball during his prep career and earned first-team All-State honors as a defensive tackle - posting nine sacks and 70 tackles as a senior...Made the permanent conversion from defensive to offensive line at Oklahoma.

JAMMAL BROWN

Games Played/Started: New Orleans — (2005, 13/13); (2006, 15/15); (2007, 15/15); (2008, 15/15) Totals: 58/58

POSTSEASON
 Games Played/Started: New Orleans — (2006, 2/2) Totals: 2/2



Mark BRUNELL 11

HEIGHT: 6-1 WEIGHT: 217
 COLLEGE: WASHINGTON
 JOINED SAINTS: UFA-08 (WAS)
 NFL EXPERIENCE: 17
 BORN: 9/17/70

QB

NFL CAREER – Brunell enters his second season with the Saints after serving as Drew Brees' backup in 2008. The veteran left-hander heads into the 2009 campaign ranked 26th on the league's all-time passing yardage list, having thrown for 31,826 yards (third among active QBs, trailing only Peyton Manning and Kerry Collins) with 182 touchdowns and 106 interceptions over 159 career games and 150 starts. The three-time Pro Bowler - who holds the NFL single-game record for most consecutive pass completions with 22, a mark he set in 2006 - spent the first two years of his career with the Green Bay Packers before taking the reins as the starter for the expansion Jacksonville Jaguars, a role he held for nine years before spending four seasons in Washington, three of them as a starter for the Redskins. In addition to completing 2,738 of 4,594 career pass attempts, he has been one of the more prolific running quarterbacks of his era, gaining 2,433 yards on 509 career carries with 15 touchdown runs. Since entering the league as a fifth-round draft choice of the Packers in 1993, Brunell's leadership and grit have helped to lead five teams to the postseason. He has started 10 career postseason games, including two AFC Championship games, and thrown for 1,833 yards and 11 playoff touchdowns.

CAREER TRANSACTIONS – Signed by Saints to a two-year contract (UFA-Was), 3/17/08; Traded to Washington Redskins by Jacksonville Jaguars in exchange for Washington's third-round draft choice in the 2004 NFL Draft, 3/3/04; Traded to Jacksonville by Green Bay Packers in exchange for Jacksonville's third- and fifth-round draft choices in the 1995 NFL Draft, 4/21/95; Signed by Green Bay, 7/1/93; Selected by Green Bay in the fifth round (118th overall) of the 1993 NFL Draft.

HONORS – **2000**: Pro Bowl alternate; AFC Offensive Player of the Week (Week 9). **1999**: Pro Bowl; AFC Offensive Player of the Week (Week 12). **1998**: Pro Bowl alternate. **1997**: Pro Bowl starter. **1996**: Pro Bowl; Pro Bowl Most Valuable Player; Florida Pro Football Player of the Year; AFC Offensive Player of the Week (Week 13); AFC Offensive Player of the Week (Divisional Playoffs).

2008 – Active for all 16 games as the Saints' backup quarterback, taking snaps in two games (vs. Oakland and vs. Green Bay) but did not attempt a pass.

2007 – In uniform but inactive for first 13 games of the season, then active but did not play in final three regular season contest or the Redskins' Wild Card Playoff game. **2006** – Played in 10 games, with nine starts, in his third year in Washington, finishing with 1,789 passing yards, eight touchdowns, four interceptions and an 86.5 QB rating...Went 24-for-27 passing at Houston, Sept. 24, throwing for 261 yards and one touchdown. Set an NFL record for consecutive pass completions, connecting on his first 22 attempts...Had a season-high 329 yards and three touchdowns as he completed 18 of 30 passes in an overtime win over his former team against Jacksonville, Oct. 1. **2005** – Played in all 16 games for the Redskins and started 15 of them, leading Washington to the playoffs as he completed 262 of 454 passes for 3,050 yards with 23 touchdowns and 10 interceptions... Tied a career-high with 53 attempts at Denver, Oct. 9, completing 30 of them for 332 yards and two touchdowns...Threw three touchdowns and passed for 331 yards at Kansas City, Oct. 16...Went 12-for-20 for 163 touchdowns and tied a career-best with four touchdowns vs. Dallas, Dec. 18...Started both playoff games, posting 283 yards on 29-of-52 passing with a touchdown and an interception. **2004** – In his first season in Washington, started the first nine games of the year and completed 118 of 237 passes for 1,194 yards, seven touchdowns and six interceptions...Threw for 325 yards and a pair of touchdowns vs. Dallas, Sept. 27. **2003** – Started the first three games of the season in his final year in Jacksonville, throwing for 484 yards and two scores with no interceptions...In the season opener at Carolina, Sept. 7, he played in his 120th career game and completed 23-of-27 passes for 272 yards, two touchdowns and no interceptions...Left the game at Indianapolis, Sept. 21, with an elbow injury, proving to be the final game of his nine-year Jaguar career. **2002** – Started the first 15 games of the season and ranked seventh in the AFC with an 85.7 passer rating while throwing only seven interceptions...Completed 245-of-416 passes for 2,788 yards and 17 touchdowns...Posted a season-best 320 yards at Kansas City, Sept. 29, hitting on 25 of 36 throws with two touchdowns...Missed the season finale with a pulled hamstring. **2001** – Started 15 games and finished fourth in the AFC in passing with an 84.1 rating and was named first alternate to the Pro Bowl...Threw for 3,309 yards (third most of his career, sixth in the AFC), 19 touchdowns and 13 interceptions...Completed 289-of-473 passes and

ran 39 times for 224 yards (third on squad) and one score. **2000** – Started all 16 games for the Jaguars and put up numbers that were the second-highest of his career for passing yards (3,640), attempts (512) and completions (311)...Tied his 1998 team record with 20 touchdown passes and finished ranked sixth in the AFC and 10th in the NFL with an 84.0 passer rating...Earned AFC Offensive Player of the Week honors at Dallas, Oct. 29, completing 20-of-24 passes (83.3%) for 231 yards and three touchdowns for a 146.4 rating. **1999** – Started the year's first 15 games and finished ranked fourth in the AFC and 11th in the NFL with a 82.0 passer rating, earning his third Pro Bowl berth in four years as he led the Jaguars to a 14-2 record and an AFC Central Division title...Completed 259-of-441 passes for 3,060 yards, 14 scores and only nine interceptions...Started two postseason games and an appearance in the AFC Championship game as he completed 24-of-47 for 331 yards and three touchdowns and two interceptions. **1998** – Started 13 games, missing the final three regular season games before returning for both postseason contests...Led



WORTHNOTING

Entering his 17th season, Brunell provides experienced, proven depth behind starting QB Drew Brees.

Has started 150 of the 159 games he has played in his career, and ranks third among active quarterbacks with 31,826 yards passing. The three-time Pro Bowl selection has thrown for 182 touchdowns and added 2,433 yards rushing and 15 TDs.

In 2006, set the NFL single-game record for consecutive completions with 22.

In 1996, became the first quarterback since Baltimore's Johnny Unitas in 1963 to lead the league at his position in passing yards (4,367) and rushing yards (396).

Jacksonville to their first-ever division crown and an 11-5 record...Completed 208-of-354 passes for 2,601 yards and 20 scores and nine interceptions...Started both postseason games and completed 26-of-65 for 317 yards and four scores.. **1997** – Named the AFC's starter in the Pro Bowl after having one of his most prolific seasons as a passer to lead the AFC and finish third in the NFL with a 91.2 rating...Completed 264-of-435 passes for 3,281 yards, 18 touchdowns and seven interceptions as he started all 14 games he played in. **1996** – Led the NFL in passing yards (4,367) and all quarterbacks in rushing yards (396), becoming the first passer since Baltimore's Johnny Unitas in 1963 to lead the league in both categories...Completed 353-of-557 passes with 19 touchdowns and 20 interceptions...Put up the only two 400-yard passing performances of his career, including a career-best 432 yards on 23-of-39 passing with three touchdowns at New England, Sept. 22...Led the Jaguars to a 9-7 record and an AFC Wild Card playoff berth...Started all three of the team's playoff games, including the AFC Championship game at New England...Passed for 674 yards in the postseason on 56-of-100 passing with three touchdowns. **1995** – Was the starting quarterback for the Jaguars in their inaugural season, becoming the highest-rated passer in expansion team history...Started 13 games and completed 201-of-346 passes for 2,168 yards with 15 touchdowns and only seven interceptions...Also rushed for 480 yards and had two 300-yard passing games. **1994** – Served as Brett

Favre's backup for the Packers and saw action in two games, completing 12-of-27 passes for 95 yards...Scored his first NFL touchdown on a five-yard run vs. Minnesota, Oct. 20. **1993** – Did not see any action as a rookie, and was the third QB for 15 games and was back-up in the season finale.

COLLEGE – Played in four bowl games during his career (three Rose Bowls and one Freedom Bowl) with the Huskies, completing 301 of 563 passes for 4,008 yards with 28 touchdowns and 17 interceptions while rushing for 758 yards...Earned second-team All-Pac 10 honors in both 1990 and 1992...Had a string of 128 consecutive pass attempts without an interception in 1990...Named the Most Valuable Player of the 1991 Rose Bowl after passing for two touchdowns and rushing for two more...Graduated in 1992 with a degree in history.

PERSONAL – Born Mark Allen Brunell in Los Angeles, Calif... Married to Stacy with a daughter, Caitlin, and sons, Jacob, Joseph and Luke...Was a three-year letterman at quarterback and free safety at St. Joseph (Santa Maria, Calif.) HS, where his father was the athletic director, twice being named an all-conference QB...A second-team all-conference guard in basketball and a four-time all-league pick in baseball as a prep, he was drafted by baseball's Atlanta Braves in the 44th round in 1992...Mark and his wife operate the Brunell Family Foundation, committed to enriching the lives of children who face chronic or life-threatening illnesses...Was named the Byron "Whizzer" White Award recipient in 2002 by the NFLPA for his commitment to community causes...Is involved in many community outreach initiatives, including STARBRIGHT World at Wolfson's Children's Hospital, Dreams Come True, Family First All-Pro Dad, Basket of Hope, Caps for Kids and the Ronald McDonald House.

MARKBRUNELL

PASSING

Year	Team	GP	GS	Att	Cmp	Pct	Yds	Yds/Att	TD	Int	Lg	Sk	Lst	Rating
1993	Green Bay	0	0	0	0	0.0	0	0.0	0	0	0	0	0	0.0
1994	Green Bay	2	0	27	12	44.4	95	3.5	0	0	25	2	16	53.8
1995	Jacksonville	13	10	346	201	58.1	2,168	6.3	15	7	45	39	238	82.6
1996	Jacksonville	16	16	557	353	63.4	4,367	7.8	19	20	62	50	257	84.0
1997	Jacksonville	14	14	435	264	60.7	3,281	7.5	18	7	75	33	189	91.2
1998	Jacksonville	13	13	354	208	58.8	2,601	7.4	20	9	78t	28	172	89.9
1999	Jacksonville	15	15	441	259	58.7	3,060	6.9	14	9	62	29	174	82.0
2000	Jacksonville	16	16	512	311	60.7	3,640	7.1	20	14	67t	54	289	84.0
2001	Jacksonville	15	15	473	289	61.1	3,309	7.0	19	13	44	57	387	84.1
2002	Jacksonville	15	15	416	245	58.9	2,788	6.7	17	7	79t	34	210	85.7
2003	Jacksonville	3	3	82	54	65.9	484	5.9	2	0	65t	9	46	89.7
2004	Washington	9	9	237	118	49.8	1,194	5.0	7	6	49	15	105	63.9
2005	Washington	16	15	454	262	57.7	3,050	6.7	23	10	78t	27	213	85.9
2006	Washington	10	9	260	162	62.3	1,789	6.9	8	4	74	12	92	86.5
2007	Washington	0	0	0	0	0.0	0	0.0	0	0	0	0	0	0.0
2008	New Orleans	2	0	0	0	0.0	0	0.0	0	0	0	0	0	0.0
NFL totals		159	150	4,594	2,738	59.6	31,826	6.9	182	106	79t	389	2,388	84.2
Saints totals		2	0	0	0	0.0	0	0.0	0	0	0	0	0	0.0

Career record as starter: 78-72 (.520); 3-7 (.300) in 1995, 9-7 (.563) in 1996, 9-5 (.643) in 1997, 9-4 (.692) in 1998, 13-2 (.867) in 1999, 7-9 (.438) in 2000, 6-9 (.400) in 2001, 6-9 (.400) in 2002, 0-3 (.000) in 2003, 3-6 (.333) in 2004, 9-6 (.600) in 2005, 3-6 (.333) in 2006.

MARKBRUNELL (cont.)

RUSHING

Year	Team	Att	Yds	Avg	Lg	TD
1994	Green Bay	6	7	1.2	5t	1
1995	Jacksonville	67	480	7.2	27t	4
1996	Jacksonville	80	396	5.0	33	3
1997	Jacksonville	48	257	5.4	15	2
1998	Jacksonville	49	192	3.9	18	0
1999	Jacksonville	47	208	4.4	15	1
2000	Jacksonville	48	236	4.9	16	2
2001	Jacksonville	39	224	5.7	38	0
2002	Jacksonville	43	207	4.8	27	0
2003	Jacksonville	8	19	2.4	12	1
2004	Washington	19	62	3.3	21	0
2005	Washington	42	111	2.6	25	0
2006	Washington	13	34	2.6	12	0
NFL totals		509	2,433	4.8	38	15

CAREER HIGHS: Attempts — 53, at Denver (10/9/05); Completions — 37, at St. Louis (10/20/96); Completion Pct. — 88.9 (24 for 27), at Houston (9/24/06); Passing Yards — 432, at New England (9/22/96); Long Pass — 79t, last at Kansas City (9/15/02); Interceptions — 5, at St. Louis (10/20/95); Passing TDs — 4 (2x), last vs. Dallas (12/28/05); Passer Rating — 147.9, vs. San Francisco (10/23/05); Rushes — 11, at Cleveland (10/22/95); Rushing Yards — 63, at N.Y. Giants (11/3/02); Long Rush — 38, at Baltimore (10/28/01); Rushing TDs — 1 (15x), last vs. Buffalo (9/14/03).

POSTSEASON

Year	Team	GP	GS	Att	Cmp	Pct	Yds	Yds/Att	TD	Int	Lg	Sk	Lst	Rating
1994	Green Bay	1	0	11	3	27.3	25	2.3	0	0	25	0	0	39.6
1996	Jacksonville	3	3	100	56	56.0	674	6.7	3	4	47	5	21	70.2
1997	Jacksonville	1	1	32	18	56.3	203	6.3	0	1	37	3	16	62.4
1998	Jacksonville	2	2	65	26	40.0	317	4.9	4	3	52t	2	13	57.0
1999	Jacksonville	2	2	47	24	51.1	331	7.0	3	2	41	5	24	77.5
2005	Washington	2	2	52	29	55.8	283	5.4	1	1	52	4	28	69.6
NFL totals		11	10	307	156	50.8	1,833	6.0	11	11	52t	19	102	66.3

Career postseason record as starter: 5-5 (.500); 2-1 (.667) in 1996, 0-1 (.000) in 1997, 1-1 (.500) in 1998, 1-1 (.500) in 1999, 1-1 (.500) in 2005.

RUSHING

Year	Team	Att	Yds	Avg	Lg	TD
1994	Green Bay	4	26	6.5	11	0
1996	Jacksonville	16	87	5.4	29	0
1997	Jacksonville	3	4	1.3	5	0
1998	Jacksonville	6	7	1.2	7	0
1999	Jacksonville	2	5	2.5	6	0
2005	Washington	8	18	2.3	9	0
NFL totals		39	147	3.8	29	0

POSTSEASON CAREER HIGHS: Attempts — 38 (2x), last vs. Tennessee (1/23/00); Completions — 22, at Seattle (1/14/06); Completion Pct. — 62.1 (18 for 29) at Denver (1/4/97); Passing Yards — 245, at Denver (1/4/97); Long Pass — 52 (2x), last at Seattle (1/14/06); Interceptions — 3, at N.Y. Jets (1/10/99); Passing TDs — 3, at N.Y. Jets (1/10/99); Passer Rating — 136.6, vs. Miami (1/15/00); Rushes — 7, at Denver (1/4/97); Rushing Yards — 44, at Denver (1/4/97); Long Rush — 29, at Denver (1/4/97); Rushing TDs — 0.

OWNERSHIP
FOOTBALL
ADMINISTRATION
RECORDS
HISTORY

OWNERSHIP
FOOTBALL
ADMINISTRATION
RECORDS
HISTORY



Reggie BUSH

25

HEIGHT: 6-0 WEIGHT: 203
 COLLEGE: SOUTHERN CALIFORNIA
 JOINED SAINTS: DI-06
 NFL EXPERIENCE: 4
 BORN: 3/2/85

RB

NFL CAREER – The multi-talented running back enters his fourth season as one of the NFL's most versatile and explosive players. In 38 games in his career, Bush has 3,647 total yards, scored 24 touchdowns and has already provided a multitude of memorable moments. Despite missing 10 games the last two seasons, Bush has more catches than any running back in the NFL since 2006, and he has returned a club-record four punts for touchdowns. He led New Orleans in rushing in 2007, set an all-time rookie record for running backs with 88 receptions in 2006 – and has already posted 1,599 receiving yards. In 2008, Bush was one of only a handful of NFL players who scored touchdowns rushing, receiving and on a punt return, duplicating the feat he first achieved in 2006. Drafted second overall, Bush has twice won NFC Special Teams Player of the Week and has also taken home NFC Offensive Player of the Week once.

CAREER TRANSACTIONS – Placed on injured reserve, 12/17/08; Signed a six-year contract, 8/1/06; Drafted in the first round (second overall) of the 2006 NFL Draft.

HONORS – 2008: *Sporting News* All-Pro (Punt Returner); NFC Special Teams Player of the Week (Week 5). **2006:** *Pro Football Weekly*/PFWA All-Rookie Team; NFL Offensive Rookie of the Month (December); NFC Offensive Player of the Week (Week 13); NFC Special Teams Player of the Week (Week 5), NFL Diet Pepsi Rookie of the Week (Week 1).

2008 – Played in 10 games, with nine starts, before being placed on injured reserve with an injured knee, 12/17...Also on the inactive list for a four-game stretch with a knee injury from 10/26-11/24...Rushed for 404 yards and two TDs on 106 carries, hauled in 52 passes for 440 yards with four touchdowns and recorded 20 punt returns for 270 yards with three TDs...Accounted for 42 first downs, including 22 receiving...In opener vs. Tampa Bay, Sept. 7, scored the game-winning touchdown with a 42-yard burst of a swing pass in the fourth quarter. Finished with 112 yards on eight catches and 51 yards on 14 carries...At Washington, Sept. 14, shook loose for a 55-yard punt return for a touchdown and added 63 yards on seven grabs...At Denver, Sept. 21, posted 73 yards on 18 carries, added a season-high 11 catches for 75 yards and had two punt returns for 30 yards. Scored on a 23-yard run and six-yard reception in the sixth multi-TD game of his career...Tied an NFL record vs. Minnesota in Monday Night Football contest, Oct. 6, with a pair of punt returns for touchdowns. Had a club-record 176 yards on five returns, with 71- and 64-yard TDs. Also caught seven passes, mov-

ing into 10th in club history, for 64 yards...Scored twice vs. Oakland, Oct. 12, with a three-yard run and a 15-yard reception...Posted 55 yards on nine carries in the first half at Carolina, Oct. 19 before suffering a knee injury late in the second quarter. Underwent surgery to repair a meniscus tear a few days later and would be inactive for the following four games...After playing in a limited role the previous week, totaled 106 yards from scrimmage vs. Atlanta, Dec. 7, including 80 rushing. Took off on a career-long 43-yard rush and scored on a five-yard reception...Had six carries for 30 yards and a pair of receptions for 16 yards at Chicago, Dec. 11 before being forced to the sidelines with a knee injury. Placed on injured reserve less than a week later. **2007** – Played in 12 games with 10 starts, inactive for the final four games with a knee injury...Rushed for a team-high 581 yards on 157 carries (3.7 avg.) and four TDs and finished second on club with 73 catches for 417 yards (5.7 avg.) and two touchdowns...Turned in second multi-TD game of his career with a pair of one-yard rushing touchdowns vs. Tennessee, Sept. 24. An 11-yard reception in the third quarter was the 100th



WORTHNOTING

Bush is the only player in franchise history to score touchdowns rushing, receiving and on a punt return. He has 12 rushing touchdowns, eight TD receptions, and has returned a club-record four punts for touchdowns.

Against Minnesota last season, Bush became only the 12th player in NFL history to return two punts for touchdowns in the same game. He had 71- and 64-yard scoring returns on Monday Night Football, picking up NFC Special Teams Player of the Week honors and setting a club record with 176 punt return yards.

In 18 games since taking over as the full-time starter at running back, Bush has 1,700 yards from scrimmage.

In the 38 games he has played over the last three seasons, Bush has accounted for 157 first downs.

Bush tied a club record with four touchdowns against San Francisco in 2006, and his 131 yards in that contest are the most by a running back in team record books.

In his 38-game career, Bush has 213 catches. No running back since Bush entered the NFL in 2006 has more receptions.

of his career in his 19th game, making him the second-fastest to 100 behind Arizona WR Anquan Boldin...In first start as team's featured back following season-ending injury to Deuce McAllister the week before, set career-high for attempts with 21 for 67 yards and added nine catches for 52 yards vs. Carolina, Oct. 7...At Seattle, Oct. 14, Rushed for season-high 97 yards on 19 carries (5.1 avg.) - including a 22-yard burst - and caught six passes for 44 yards in Saints' first victory...Oct. 21 vs. Atlanta had 54 yards on 17 carries and added 19 yards on five catches. Scored the go-ahead touchdown by powering through a Falcons defender after hauling in a four-yard screen pass and followed moments later by going around the end for the two-point conversion...At San Francisco, Oct. 28, rushed for 64 yards on 10 carries and caught seven passes for 49 yards...Posted third multi-TD game of his career vs. Jacksonville, Nov. 4, rushing for 72 yards on 17 attempts with a one-yard TD and catching seven passes for 43 yards and a two-yard touchdown in victory...Had a seven-yard touchdown run and five

catches for 27 yards vs. St. Louis, Nov. 11. Set a club record and tied an NFL record with a pair of two-point conversions, both on runs in the fourth quarter...At Houston, Nov. 18, set a career-high with 12 catches for 70 yards. In addition, his 12 grabs were the second-most in team history by a running back (FB Tony Galbreath, 14 at Green Bay, 9/10/78)...Inactive for final four contests with

knee injury. **2006** – Played in all 16 games, starting eight, including one at wide receiver where he opened in the slot...Ranked 10th in NFL with a team-high 88 receptions - leading all rookies and second overall among running backs - for 742 yards and two touchdowns...Yardage total was second among running backs and second to teammate WR Marques Colston (1,038) among rookies...88 catches set NFL record for catches by a rookie running back (breaking mark of 83, FB Earl Cooper, San Francisco, 1980)...Led NFL with 33 receptions on third down, for 297 yards and a TD...742 receiving yards ranks third in league history for a rookie running back, trailing Miami RB Terry Kirby (874, 1993) and Washington RB Charley Taylor (814, 1964, and Taylor would move to WR later in his career)...Ranked seventh among rookies in rushing with 565 yards on 155 carries (3.6 avg.) and six touchdowns...Added a team-leading 28 punt returns for 216 yards (7.7 avg.) and a 65-yard TD...Second on team with nine touchdowns, highest total for a Saints rookie since RB George Rogers had 13 in 1981...Nine total TDs ranked second in NFL among rookies, trailing Jacksonville RB Maurice Jones-Drew (16)...Only player in NFL to record TDs rushing, receiving and on a punt return...Had 59 first downs (27 rushing, 32 receiving)...Tied club TD record with four (three rushing, one receiving) vs. San Francisco, Dec. 3 and had a pair of 100-yard receiving days and reached triple digits in rushing once... Named NFL Rookie of the Month for December and claimed NFC Offensive Player of the Week in Week 13 and NFC Special Teams Player of the Week in Week 5...In NFC Championship Game at Chicago, 1/21/07, had a game-high 132 yards on seven catches, including an 88-yard touchdown reception. All but two of his catches came in the second half...In the NFC Divisional Playoffs vs. Philadelphia, recorded 52 yards on 12 attempts and had a four-yard TD in the second quarter. Also had three catches for 22 yards and returned a trio of punts for 21 yards...In NFL debut at Cleveland, Sept. 10, recorded 15 carries for 67 yards, added seven receptions for 52 yards and three punt returns for 22 yards... Started first NFL contest at RB at Green Bay, Sept. 17, and had eight receptions for 68 yards and four punt returns for 36 yards...Saw action at RB vs. Atlanta, Sept. 25 and posted 13 carries for 53 yards and four catches for 19 yards...Had 11 receptions for 63 yards vs. Tampa Bay, Oct. 8, but contest is remembered for game-winning, 65-yard punt return for a touchdown with 4:17 remaining for 24-21 victory. TD came on the 100th "touch" of his young career (54 rushing attempts, 34 catches, 12th punt return). Earned NFC Special Teams Player of the Week honors...Had 11 carries for 26 yards and four catches for 35 yards vs. Philadelphia, Oct. 15. Added three punt returns for 29 yards...At Pittsburgh, Nov. 12, had 10 carries for 49 yards, including a 15-yard TD for the first offensive touchdown of his career. Score came on a double reverse, punctuated by a diving flip over a defender into the end zone...Started Nov. 19 vs. Cincinnati and posted 13 carries for 51 yards, eight receptions for 58. Broke club record for receptions by a rookie (former mark: 54, shared by FB Tony Galbreath in 1976 and TE Cam Cleland in 1998)...Dec. 3 vs. San Francisco started at RB and tied a club record (WR Joe Horn, vs. NY Giants, 12/14/03, all receiving) with four TDs. Scored three rushing (of one, eight and 10 yards) TDs and added a five-yard touchdown catch. Recorded nine grabs for 131 yards, including a 74-yard burst through a handful of defenders off a screen pass. Also tied a club record for rushing TDs in a game and was named NFC Offensive Player of the Week...At Dallas, Dec. 10,

CAREER GAME BY GAME

2008	GP	RUSHING					RECEIVING					PUNT RETURNS						
		ST	ATT	YDS	AVG	LG	TD	REC	YDS	AVG	LG	TD	NO	YDS	AVG	LG	TD	
9/7	TB	X	X	14	51	3.6	26	0	8	112	14.0	42t	1	1	0	0.0	0	0
9/14	@WAS	X	X	10	28	2.8	9	0	7	63	9.0	14	0	1	55	55.0	55t	1
9/21	@DEN	X	X	18	73	4.1	23t	1	11	75	6.8	23	1	2	30	15.0	17	0
9/28	SF	X	X	10	31	3.1	10	0	5	7	1.4	7	0	0	0	0.0	0	0
10/6	MIN	X	X	12	29	2.4	10	0	7	64	9.1	21	0	5	176	35.2	71t	2
10/12	OAK	X	X	14	27	1.9	5	1	3	40	13.3	21	1	1	8	8.0	8	0
10/19	@CAR	X	X	9	55	6.1	29	0	1	5	5.0	5	0	3	16	5.3	9	0
10/26	SD				Inactive										Inactive			
11/9	@ATL				Inactive										Inactive			
11/16	@KC				Inactive										Inactive			
11/24	GB				Inactive										Inactive			
11/30	@TB	X	X	3	0	0.0	8	0	5	32	6.4	10	0	2	-16	-8.0	-4	0
12/7	ATL	X	X	10	80	8.0	43	0	3	26	8.7	15	1	3	0	0.0	0	0
12/11	@CHI	X		6	30	5.0	13	0	2	16	8.0	14	0	2	1	0.5	1	0
12/21	@DET				Injured Reserve										Injured Reserve			
12/28	CAR				Injured Reserve										Injured Reserve			
2008 Season		10	9	106	404	3.8	43	2	52	440	8.5	42t	4	20	270	13.5	71t	3

2007	GP	RUSHING					RECEIVING					PUNT RETURNS						
		ST	ATT	YDS	AVG	LG	TD	REC	YDS	AVG	LG	TD	NO	YDS	AVG	LG	TD	
9/6	@IND	X		12	38	3.2	9	0	4	7	1.8	7	0	1	2	2.0	2	0
9/16	@TB	X	X	10	27	2.7	10	0	6	43	7.2	11	0	0	0	0.0	0	0
9/24	TEN	X	X	7	15	2.1	6	2	6	20	3.3	11	0	1	10	10.0	10	0
10/7	CAR	X	X	21	67	3.2	13	0	9	52	5.8	12	0	0	0	0.0	0	0
10/14	@SEA	X	X	19	97	5.1	22	0	6	44	7.3	17	0	0	0	0.0	0	0
10/21	ATL	X	X	17	54	3.2	9	0	5	19	3.8	8	1	0	0	0.0	0	0
10/28	@SF	X	X	10	64	6.4	20	0	7	49	7.0	25	0	0	0	0.0	0	0
11/4	JAX	X	X	17	72	4.2	12	1	7	43	6.1	18	1	1	0	0.0	0	0
11/11	STL	X	X	7	17	2.4	7	1	5	27	5.4	13	0	0	0	0.0	0	0
11/18	@HOU	X	X	15	34	2.3	11	0	12	70	5.8	11	0	0	0	0.0	0	0
11/25	@CAR	X		9	32	3.6	7	0	3	30	10.0	15	0	0	0	0.0	0	0
12/2	TB	X	X	13	64	4.9	14	0	3	13	4.3	13	0	0	0	0.0	0	0
12/10	@ATL				Inactive										Inactive			
12/16	ARZ				Inactive										Inactive			
12/23	PHI				Inactive										Inactive			
12/30	@CHI				Inactive										Inactive			
2007 Season		12	10	157	581	3.7	22	4	73	417	5.7	25	2	3	12	4.0	10	0

2006	GP	RUSHING					RECEIVING					PUNT RETURNS						
		ST	ATT	YDS	AVG	LG	TD	REC	YDS	AVG	LG	TD	NO	YDS	AVG	LG	TD	
9/10	@CLE	X		15	67	4.5	18	0	7	52	7.4	14	0	3	22	7.3	13	0
9/17	@GB	X	X	6	5	0.8	6	0	8	68	8.5	23	0	4	36	9.0	14	0
9/25	ATL	X		13	53	4.1	13	0	4	19	4.8	9	0	0	0	--	--	0
10/1	@CAR	X		11	22	2.0	5	0	4	48	12.0	32	0	2	-1	-0.5	3	0
10/8	TB	X		9	23	2.6	10	0	11	63	5.7	10	0	3	75	25.0	65t	1
10/15	PHI	X		11	26	2.4	7	0	4	35	8.8	14	0	3	29	9.7	20	0
10/29	BAL	X		5	16	3.2	11	0	4	5	1.3	5	0	0	0	0.0	0	0
11/5	@TB	X	X	11	-5	-0.5	3	0	4	22	5.5	9	0	2	20	10.0	20	0
11/12	@PIT	X		10	49	4.9	15t	1	7	40	5.7	13	0	1	7	7.0	7	0
11/19	CIN	X	X	13	51	3.9	8	0	8	58	7.3	13	0	2	7	3.5	8	0
11/26	@ATL	X		5	24	4.8	12	0	3	21	7.0	13	0	1	-1	-1.0	-1	0
12/3	SF	X	X	10	37	3.7	10	3	9	131	14.6	74	1	1	4	4.0	4	0
12/10	@DAL	X		6	37	6.2	16	0	6	125	20.8	61t	1	1	-2	-2.0	-2	0
12/17	WAS	X	X	7	14	2.0	9	0	5	19	3.8	15	0	2	13	6.5	11	0
12/24	@NYG	X	X	20	126	6.3	18	1	2	23	11.5	15	0	3	7	2.3	8	0
12/31	CAR	X	X	3	20	6.7	12	1	2	13	6.5	7	0	0	0	0.0	0	0
2006 Season		16	7	155	565	3.6	18	6	88	742	8.4	74	2	28	216	7.7	65t	1

OWNERSHIP
FOOTBALL
ADMINISTRATION
RECORDS
HISTORY

OWNERSHIP
FOOTBALL
ADMINISTRATION
RECORDS
HISTORY

CAREERSNAPSHOTS

OCT. 6, 2008 VS. MINNESOTA VIKINGS

Bush became just the 12th player in NFL history and the first Saint ever to return two punts for touchdowns in the same game, tying the league record with runbacks of 71 and 64 yards. His 176 yards gained on five returns set a team mark for most yards in a single game.

SEPT. 21, 2008 AT DENVER BRONCOS

Posted the fourth multi-touchdown of his young career, scoring on a 23-yard run amongst his team-high 73 rushing yards on 18 carries and a six-yard reception, one of his 11 catches on the day that totaled 75 yards.

NOV. 4, 2007 VS. JACKSONVILLE JAGUARS

Bush had 115 total yards – 72 rushing on 17 attempts and 43 yards on seven grabs – in the victory. He scored a pair of TDs in the first quarter, on a one-yard run and a two-yard reception. It was the third multi-touchdown game of his career.

OCT. 21, 2007 VS. ATLANTA FALCONS

Bush made a pair of memorable plays: After initially being stopped, he ran through a defender for a four-yard catch and run for a touchdown on the left sideline to give the Saints the lead with 5:11 remaining. Moments later, Bush added a two-point conversion on a burst around a handful of defenders on the right sideline.

SEPT. 24, 2007 VS. TENNESSEE TITANS

He posted his second career multi-touchdown game with two rushing TDs. Also had six grabs for 20 yards, with an 11-yard catch in the third quarter giving him 100 for his career. He reached the milestone in 19 games, the second-fastest pace to 100 in NFL history.

JAN. 21, 2007 AT CHICAGO BEARS

Bush caught a over-the-shoulder pass on the left sideline, cut across the field and turned it into an 88-yard TD. The play is the longest in NFC Championship Game history.

DEC. 24, 2006 AT NEW YORK GIANTS

With 126 yards and a TD on 20 carries, he reached the 100-yard rushing milestone for the first time. He had 80 yards in the second quarter.

DEC. 17, 2006 VS. WASHINGTON REDSKINS

With five grabs, Bush set an NFL record for catches by a rookie running back. He had 84 for 706 yards at that point in the season, breaking the record held by FB Earl Cooper, who had 83 for the 49ers in 1983.

DEC. 10, 2006 AT DALLAS COWBOYS

Bush had six receptions for 125 yards (20.8 avg.), including a weaving, 61-yard catch-and-run for a touchdown. It was his second-straight 100-yard receiving day.

DEC. 3, 2006 VS. SAN FRANCISCO 49ERS

With his biggest game to date, Bush tied a team record with four TDs – three rushing and one receiving. He had nine catches for a career-best 131 yards, including a 74-yard burst off a short screen pass.

NOV. 12, 2006 AT PITTSBURGH STEELERS

A 15-yard dash off a double-reverse gave Bush his first TD from scrimmage, where he went down the sideline, leapt over a defender and flipped into the end zone.

OCT. 8, 2006 VS. TAMPA BAY BUCCANEERS

Bush scored his first NFL touchdown, returning a punt 65 yards for the game-winning TD over Tampa Bay with 4:17 remaining. It came on the 100th time he touched the ball in his career – 54 rushes, 34 catches and his 12th punt return.

started at RB and had six catches for 125 yards, including a weaving 61-yard touchdown...Had five grabs for 19 yards vs. Washington, Dec. 17, giving him 84 on year to break the NFL receptions record for a rookie running back in a season (San Francisco FB Earl Cooper, 83, 1980)...At NY Giants, Dec. 24, notched 126 yards on 20 attempts, including one-yard TD. Recorded 80 yards rushing in second quarter as Saints took the lead for good. Also had a pair of receptions for 23 yards. Bush and RB Deuce McAllister (108) combined to be the third Saints duo to go over 100 yards in the same game...Started and played briefly vs. Carolina, Dec. 31, posting 20 yards on three carries - capping the opening drive with a one-yard TD. Added a pair of catches for 13 yards. Named NFL Rookie of the Month for December, a stretch where he had 24 catches for 311 yards and 46 carries for 234 yards and scored seven touchdowns.

CENTURYMARK

RB Reggie Bush has 13 games with 100 yards combined rushing and receiving. A look back at those contests, with his rushing attempts and receptions in parentheses:

TOTAL	RUSH	REC.	OPP.	DATE
168	37 (10)	131 (9)	vs. SF	12/3/06
163	51 (14)	112 (8)	vs. TB	9/7/08
162	37 (6)	125 (6)	at DAL	12/10/06
149	126 (20)	23 (2)	at NYG	12/24/06
148	73 (18)	75 (11)	at DEN	9/21/08
141	97 (19)	44 (6)	at SEA	10/14/07
119	67 (21)	52 (9)	vs. CAR	10/7/07
119	67 (15)	52 (7)	at CLE	9/10/06
115	72 (17)	43 (7)	vs. JAX	11/4/07
113	64 (10)	49 (7)	at SF	10/28/07
109	51 (13)	58 (8)	vs. CIN	11/19/06
106	80 (10)	26 (3)	vs. ATL	12/7/08
104	34 (15)	70 (12)	at HOU	11/18/07

COLLEGE – The 2005 Heisman Trophy winner played in 39 games at Southern California with only 15 starts, but finished 10th in NCAA Division I-A history with 6,551 all-purpose yards, a school career record. That mark was also third in Pac-10 history...Set school and conference season-record with 2,890 all-purpose yards in 2005, the third-best season total in Division I-A history... Gained 2,330 all-purpose yards in 2004, becoming 12th player in NCAA history to gain over 2,000 all-purpose yards twice... Finished career with 3,169 yards (seventh in school history) and 25 TDs on 433 carries (7.3 avg.) and 1,301 yards with 13 TDs on 95 catches (13.7 avg.) Also posted 559 yards and three TDs on 44 punt returns (12.7 avg.)...In 2005, was named the Associated Press Player of the Year, and added Walter Camp Player of the Year Award, as well as the Doak Walker Award...Earned first-team All-American honors from the Associated Press, Football Coaches Association, Football Writers Association, Walter Camp, ESPN, and *Sports Illustrated*...Just the fifth player to ever be named the Pac-10 Offensive Player of the Year twice (second consecutive and the first non-QB to achieve the feat in 20 seasons)...Fifth in 2004 Heisman Trophy vote and a near-unanimous All-America selection...Set a school record for freshmen with 1,330 all-purpose yards.

PERSONAL – Became heavily involved in the community immediately after being selected by New Orleans in the NFL Draft. Donated \$86,000 to resurface the field at Tad Gormley Stadium so high school football could be played again at the stadium. He also donated 12 vehicles to New Orleans, state and government agencies, became a regional spokesman for the Make-A-Wish Foundation and his corporate sponsorships all include charitable components for programs in the New Orleans region...Political Science major at USC...Attended Helix (La Mesa, Calif.) HS where he was a 2002 Parade Magazine All-American and *USA Today* All-USA selection... During his prep career, rushed for 4,995 yards (12.0 avg.) and scored 450 points...Ran for 1,691 yards on 140 carries (12.1 avg.) with 27 TDs in 2002, despite missing four games with a broken wrist...Placed third in the 2002 California 100-meters final...High school teammate of San Francisco QB Alex Smith, the first pick in the 2005 NFL Draft.

REGGIEBUSH

Year	Team	GP	GS	RUSHING				Lg	TD	No	RECEIVING			
				Att	Yds	Avg	Lg				Yds	Avg	Lg	TD
2006	New Orleans	16	7	155	565	3.6	18	6	88	742	8.4	74	2	
2007	New Orleans	12	10	157	581	3.7	22	4	73	417	5.7	25	2	
2008	New Orleans	10	9	106	404	3.8	43	2	52	440	8.5	42t	4	
NFL totals		38	26	418	1,550	3.7	43	12	213	1,599	7.5	74	8	

ADDITIONAL STATISTICS: Two-Point Conversions — 3 in 2007. Passing — 0-for-1 for 0 yards and 1 INT with a 0.0 passer rating in 2006. Passes defended — 1 in 2006.

Year	Team	No	FC	PUNT RETURNS			
				Yds	Avg	Lg	TD
2006	New Orleans	28	2	216	7.7	65t	1
2007	New Orleans	3	0	12	4.0	10	0
2008	New Orleans	20	3	270	13.5	71t	3
NFL totals		51	5	498	9.8	71t	4

CAREER HIGHS: Rushes — 21, vs. Carolina (10/7/07); Rushing Yards — 126, at New York Giants (12/24/06); Long Rush — 43, vs. Atlanta (12/7/08); Rushing TDs — 3, vs. San Francisco (12/3/06); Receptions — 12, at Houston (11/18/07); Receiving Yards — 131, vs. San Francisco (12/3/06); Long Reception — 74, vs. San Francisco (12/3/06); Receiving TDs — 1 (8x), last vs. Atlanta (12/7/08); Punt Returns — 5, vs. Minnesota (10/6/08); Punt Return Yards — 176, vs. Minnesota (10/6/08); Long Punt Return — 71t, vs. Minnesota (10/6/08); Punt Returned for TD — 2, vs. Minnesota (10/6/08).

POSTSEASON

Year	Team	GP	GS	RUSHING				Lg	TD	No	RECEIVING		
				Att	Yds	Avg	Lg				Yds	Avg	Lg
2006	New Orleans	2	1	16	71	4.4	25	1	10	154	15.4	88t	1
Postseason		2	1	16	71	4.4	25	1	10	154	15.4	88t	1

Year	Team	No	FC	PUNT RETURNS			
				Yds	Avg	Lg	TD
2006	New Orleans	6	1	31	5.2	11	0
Postseason		6	1	31	5.2	11	0

POSTSEASON CAREER HIGHS: Rushes — 12, vs. Philadelphia (1/13/07); Rushing Yards — 52, vs. Philadelphia (1/13/07); Long Rush — 25, vs. Philadelphia (1/13/07); Rushing TDs — 1, vs. Philadelphia (1/13/07); Receptions — 7, at Chicago (1/21/07); Receiving Yards — 132, at Chicago (1/21/07); Long Reception — 88t at Chicago (1/21/07); Receiving TDs — 1, at Chicago (1/21/07); Punt Returns — 3 (2x), last at Chicago (1/21/07); Punt Return Yards — 21, at Chicago (1/21/07); Long Punt Return — 11, at Chicago (1/21/07); Punt Returned for TD — 0.



Jermon BUSHROD 74

HEIGHT: 6-5 WEIGHT: 315
 COLLEGE: TOWSON
 JOINED SAINTS: 04B-07
 NFL EXPERIENCE: 3
 BORN: 8/19/84



NFL CAREER – A promising young lineman highly regarded by the coaching staff, for much of the first two years of his career Bushrod has served as a reserve behind a veteran offensive line. He has the strength, agility and poise that are in high demand for linemen, and as he continues to develop his skills Bushrod gives the Saints quality depth up front. A fourth-round pick in 2007, he is the only player the club has ever drafted out of Towson University.

CAREER TRANSACTIONS – Signed to a three-year contract, 7/20/07; Drafted by the Saints in the fourth round (125th overall) of the 2007 NFL Draft.

2008 – Inactive for 12 games, dressed but did not play in two and appeared in two contests on special teams, blocking on the kick return units. **2007** – Inactive for 14 games as a rookie, played in one, and dressed but did not see action in another...Made NFL debut at Houston, Nov. 18, serving as a blocker on the kickoff return unit.

COLLEGE – A four-year starter at Towson...Voted All-Atlantic 10 selection at left tackle in 2006 and excelled in both pass protection and run-blocking...Finished career with a streak of 38 consecutive starts...Earned third-team all-league honors as a junior and recorded nine TD-resulting blocks...Posted 72 knockdown blocks and garnered third-team All-Atlantic 10 honors as a sophomore, his first full season as a starter...Started five games in 2003 after redshirting in 2002.

PERSONAL – Sports management major...Attended King George (Va.) HS, where he was a standout in football, basketball and baseball...Honorable mention all-state selection at offensive tackle...Has worked as a substitute teacher and done community service work at various NAACP events...Resides in King George, Va.

JERMONBUSHROD

Games Played/Started: New Orleans — (2007, 1/0); (2008, 2/0) Totals: 3/0



OWNERSHIP

FOOTBALL

ADMINISTRATION

RECORDS

HISTORY

OWNERSHIP

FOOTBALL

ADMINISTRATION

RECORDS

HISTORY



Dan CAMPBELL 89

HEIGHT: 6-5 WEIGHT: 265
 COLLEGE: TEXAS A&M
 JOINED SAINTS: FA-09
 NFL EXPERIENCE: II
 BORN: 4/13/76

TE

NFL CAREER – Entering his 11th season, Campbell has been a versatile, solid option at tight end throughout his career who brings a wealth of experience to the Saints. Signed in February, Campbell has started 75 of 114 games over the last 10 years - including seven where he has played for Coach Sean Payton. Though known for his strong blocking, in his career Campbell has recorded 91 catches for 934 yards and 11 touchdowns, and often come up with clutch receptions. Initially a third-round pick by the New York Giants in 1999, Campbell would move on to the Dallas Cowboys in 2003 before spending the last three seasons with the Detroit Lions.

CAREER TRANSACTIONS – Signed by Saints, 2/23/09; Released by Detroit Lions, 2/9/09; Placed on injured reserve by Detroit, 9/9/08; Placed on injured reserve by Detroit, 9/22/07; Signed by Detroit to a five-year contract (UFA), 3/14/06; Placed on injured reserve by Dallas Cowboys, 9/30/04; Signed by Dallas to a three-year contract, 3/11/03; Re-signed by New York Giants to a one-year contract (RFA), 4/2/02; Signed by New York to a three-year contract, 7/29/99; Drafted by New York in the third round (79th overall) of the 1999 NFL Draft.

HONORS – **2005:** Ed Block Courage Award (voted by teammates); **2003:** *USA Today* All-Joe team.

2008 Suffered season-ending hamstring injury following 21-yard catch in opener at Atlanta, Sept. 7. **2007** – Appeared in two games with one start for Detroit and had a one-yard reception before being placed on injured reserve, Sept. 22 with elbow injury. **2006** – Posted career-year in yards (308), average per catch (14.7 avg.), long reception (30 yards) and touchdowns (4)...Of his 21 receptions, nine were over 20 yards and four were TDs... Prior to 2006, had career total of eight 20+ yard receptions...Hauled in career-long 30-yard catch vs. Seattle, Sept. 10...Recorded three catches for single-game career-high 53 yards (17.7 avg.) with long of 25 yards vs. Green Bay, Sept. 24...Caught first TD of season and first as Lion on 12-yard rumble into end zone at Minnesota, Oct. 8...Caught second TD of season, an eight-yarder, while accumulating two catches for 32 yards (long 24 yards) vs. San Francisco, Nov. 12...Recorded third TD of year, which tied career-high, on two-yard grab vs. Miami, Nov. 23...Recorded fourth receiving touchdown of the season along with two catches for 31 yards and a long catch of 23 yards for a TD vs. Chicago, Dec. 24. **2005** – Elected offensive team captain by teammates... Selected to receive Cowboys' 2005 Ed


Block Courage Award after recovering from an appendectomy (July 27) the day team reported to training camp...He missed the first 10 days of practice but returned to start all four preseason games and appeared in all 16 games with 12 starts and made three receptions for 24 yards with a touchdown...At Washington, Sept. 19, started and saw considerable action while lined up at FB, and helped the Dallas front to not allow a sack in 36 pass plays, the first time Dallas shut out an opposing defense in the sack category...Hauled in his biggest catch of the season with a one-yard touchdown grab with 22 seconds remaining to give Dallas a 31-28 win vs. Kansas City, Dec. 11. **2004** – Was off to solid start in three games, two of which he opened, making two catches for 16 yards before his season was cut short with a severely sprained right foot in Week Three...At Washington, Sept. 27, he caught a nine-yard pass to convert a critical third down as Dallas fought to control the clock in the 21-18 victory. Unfortunately he sprained his right foot on the catch, was placed on injured reserve and would require surgery. **2003** – Played in 16 games with 15 starts and recorded 20 receptions for 195 yards with a TD...Sept. 15 vs. Giants, recorded his first catch as a Cowboy with a 23-yard grab on third-and-one in overtime to set up the game-winning field goal at the Giants' six-yard line...Had a season-high three receptions, including his first touchdown as a Cowboy against Buffalo, Nov. 9. **2002** – Started all 16 games and had 22 catches for 175 yards with one touchdown despite the addition of Pro Bowl TE Jeremy Shockey...Finished with three receptions for 30 yards at Dallas, Oct. 6, including a 20-yard reception on third-and-three, extending drive that resulted in game-winning TD...Had top day at Minnesota, Nov. 10, with four receptions for 35 yards...Against Tennessee, Dec. 1, he hauled in a one-yard touchdown, his lone TD of the season. **2001** – Played in all 16 games for the second straight year, earning 13 starts...Led all Giants tight ends with 13 receptions for 148 yards and a TD...Nine of his 13 catches resulted in a first down...Scored only TD of the season on a one-yard pass vs. Washington, Oct. 7...At Philadelphia, Dec. 3, had two catches for a season-high 31 yards, both in the fourth quarter. **2000** – Played in all 16 games with four starts and finished third on team with three TD catches, despite catching just eight passes... Started vs. Arizona, Sept. 3, and recorded first career reception, a 10-yard pass... At Tennessee, Oct. 1, recorded first career touchdown, a one-yard scoring grab in the fourth quarter...Started at Arizona, Nov. 26, and caught his third TD. **1999** – Played in 12 games with one start...Majority of action was on special teams... Earned first NFL start when Giants opened in a two tight end package vs. the N.Y. Jets, Dec. 5...Suffered season-ending hamstring injury in Friday practice prior to game vs. Buffalo, Dec. 12.

COLLEGE – As a senior in 1998, Campbell shared tight end duties, starting games in the slot at both split end and flanker...Finished with 12 receptions for 143 yards (11.9 avg.) and two TDs...Also added three tackles on special teams...In 1996, he played in every game, finishing the year with eight receptions for 103 yards (12.9 avg.).

PERSONAL – Full name: Daniel Allen Campbell...Born in Clifton, Texas...Was a consensus Texas Top 1000 selection while playing a variety of positions at Class 3A Glen Rose (Texas) HS...Combined for over 1,000 rushing

and receiving yards as FB and TE...Caught 27 passes for 423 yards and five TDs as a senior...He and his wife, Holly, have a son, Cody.

DANCAMPBELL



Year	Team	GP	GS	RECEIVING				
				No	Yds	Avg	Lg	TD
1999	N.Y. Giants	12	1	0	0	0.0	0	0
2000	N.Y. Giants	16	4	8	46	5.8	13	3
2001	N.Y. Giants	16	13	13	148	11.4	25	1
2002	N.Y. Giants	16	16	22	175	8.0	27	1
2003	Dallas	16	15	20	195	9.8	23	1
2004	Dallas	3	2	2	16	8.0	9	0
2005	Dallas	16	12	3	24	8.0	18	1
2006	Detroit	16	11	21	308	14.7	30	4
2007	Detroit	2	1	1	1	1.0	1	0
2008	Detroit	1	0	1	21	21.0	21	0
NFL Totals		114	75	91	934	10.3	30	11

ADDITIONAL STATISTICS: Kickoff Returns — 2 for 8 yards with a long of 8 in 2001, 2 for 6 yards with a long of 5 in 2002, 1 for 14 yards with a long of 14 in 2005; Total of 5 for 28 yards, long of 14.

CAREER HIGHS: Receptions — 4, at Minnesota (11/10/02); **Receiving Yards** — 53, vs. Green Bay (9/24/06); **Long Reception** — 30, vs. Seattle (9/10/06); **Receiving TDs** — 1 (11x), last vs. Chicago (12/24/06).

POSTSEASON

Year	Team	GP	GS	RECEIVING				
				No	Yds	Avg	Lg	TD
2000	N.Y. Giants	3	0	0	0	0.0	0	0
2002	N.Y. Giants	1	1	2	13	6.5	10	0
2003	Dallas	1	1	0	0	0.0	0	0
Postseason		5	2	2	13	6.5	10	0

POSTSEASON CAREER HIGHS: Receptions — 2, at San Francisco (1/5/03); **Receiving Yards** — 13, at San Francisco (1/5/03); **Long Reception** — 10, at San Francisco (1/5/03); **Receiving TDs** — 0.



Jeff CHARLESTON 97

HEIGHT: 6-4 WEIGHT: 265
 COLLEGE: IDAHO STATE
 JOINED SAINTS: FA-08
 NFL EXPERIENCE: 3
 BORN: 1/19/83

DE

NFL CAREER — Charleston played in 10 games after being picked up by the Saints as a free agent in October, and he proved to be a shrewd addition. He brought depth to the defensive line and responded with a career-high three sacks in spot duty. Charleston has appeared in 23 games in his career, with three starts. First signed by the Houston Texans as an undrafted free agent in 2006, Charleston latched on with the Indianapolis Colts in 2007 and appeared in 13 games. In his career, he has recorded 53 stops, four sacks and a forced fumble.

CAREER TRANSACTIONS — Signed by Saints (FA), 10/14/08; Waived by Indianapolis Colts, 8/31/08; Signed by Indianapolis, 1/4/07; Waived by Houston Texans, 9/1/06; Signed by Houston as an undrafted free agent, 5/4/06.

2008 — Signed by Saints, Oct. 14...Appeared in 10 games and posted 11 tackles (eight solo) and a career-high three sacks, tied for third on team. Also finished tied for fifth on club with 15 special teams tackles...Recorded the first two-sack game of his career as he dropped QB Tyler Thigpen twice at Kansas City, Nov. 16...Had two tackles and a sack at Detroit, Dec. 21. **2007** — Opened final three games of season at RDE for Indianapolis, appearing in 13 contests overall... Served as a reserve end and on special teams in the Colts' remaining games... Had 42 tackles (22 solo), a sack, deflected two passes and forced a fumble...Had five tackles, a sack and a forced tumble at Baltimore, Dec. 9...Had season-high 11 tackles at Oakland, Dec. 16, in first career start...Followed up vs. Houston, Dec. 23 with seven tackles and two pass defenses.

COLLEGE — Played one season at Idaho State after transferring from Division II Western Oregon...Sat out 2004 season per NCAA transfer regulations...As a senior in 2005 at Idaho State, registered 12 sacks, 56 tackles and two forced fumbles...Was a two-time All-Great Northwest Athletic Conference pick during his time at Western Oregon...Majored in biology at ISU.

PERSONAL — Full name is Jeffrey David Charleston...Born Jan. 19, 1983 in Oregon City, Ore....Played at Central (Independence, Ore.) HS, where he lettered three years in football and basketball...Was an All-Oregon pick at TE and second-team selection at LB.

JEFFCHARLESTON



Year	Team	GP	GS	TACKLES				Yds	INTERCEPTIONS			FUMBLES			
				Tot	Solo	Asst	Sk		No	Yds	Lg	TD	PD	FF	FR
2007	Indianapolis	13	3	42	22	20	1.0	0.0	0	0	0	2	1	0	0
2008	New Orleans	10	0	11	8	3	3.0	25.0	0	0	0	0	0	0	0
NFL totals		23	3	53	30	23	4.0	25.0	0	0	0	2	1	0	0
Saints totals		10	0	11	8	3	3.0	25.0	0	0	0	0	0	0	0

ADDITIONAL STATISTICS: Special Teams Tackles — (2007, 2); (2008, 15) **Total: 17.**

CAREER HIGHS: Tackles — 11, at Oakland (12/16/07); **Sacks** — 2, at Kansas City (11/16/08); **Forced Fumbles** — 1, at Baltimore (12/9/07); **Fumble Recoveries** — 0; **Passes Defensed** — 2, vs. Houston (12/23/07); **Interceptions** — 0; **Special Teams Tackles** — 8, vs. Green Bay (11/24/08).

POSTSEASON

Year	Team	GP	GS	TACKLES				Yds	INTERCEPTIONS			FUMBLES			
				Tot	Solo	Asst	Sk		No	Yds	Lg	TD	PD	FF	FR
2007	Indianapolis	1	0	0	0	0	0.0	0.0	0	0	0	0	0	0	0
NFL totals		1	0	0	0	0	0.0	0.0	0	0	0	0	0	0	0

POSTSEASON CAREER HIGHS: Tackles — 0; **Sacks** — 0; **Forced Fumbles** — 0; **Fumble Recoveries** — 0; **Passes Defensed** — 0.

OWNERSHIP

FOOTBALL

ADMINISTRATION

RECORDS

HISTORY

OWNERSHIP

FOOTBALL

ADMINISTRATION

RECORDS

HISTORY



Kendrick CLANCY 71

HEIGHT: 6-1 WEIGHT: 305
 COLLEGE: MISSISSIPPI
 JOINED SAINTS: FA-07
 NFL EXPERIENCE: 10
 BORN: 8/17/78

DT

NFL CAREER – Though he's stout in the trenches, a solid tackler and has the strength to take on a pair of blockers every play, Clancy has also brought a consistent push on passing downs since arriving in New Orleans in 2007. A high-effort player known for his consistency, the 10th year veteran has played in 108 games, including 28 with the Saints. He started all 14 games he played in 2008, nearly doubled his previous career high with 59 tackles and added a pair of sacks in one of his finest seasons. Originally a third-round pick of the Pittsburgh Steelers in 2000, Clancy has also had stops with the New York Giants and the Arizona Cardinals. He has posted 185 tackles, three forced fumbles, two fumble recoveries and 5.5 sacks in his career.

CAREER TRANSACTIONS – Signed by Saints to a three-year contract (FA), 6/7/07; Released by Arizona Cardinals, 6/5/07; Signed by Arizona to a four-year contract (UFA-NYG), 3/11/06; Signed by New York Giants, 3/11/05; Granted unconditional free agency, 3/2/05; Re-signed by Pittsburgh Steelers, 10/20/04; Released by Pittsburgh, 9/5/04; Re-signed by Pittsburgh, 4/28/04; Re-signed by Pittsburgh, 4/16/03; Signed by Pittsburgh, 7/16/00; Selected by Pittsburgh in third round (72nd overall) of 2000 NFL Draft.

2008 – Despite missing the final two games with a hamstring injury, had perhaps his finest season with a career-high 59 tackles (33 solo), two sacks, three deflected passes and a fumble recovery...Started all 14 games he appeared in at nose tackle...Despite usually being double-teamed, tackle total ranked eighth on the team, and second among defensive linemen...Had a career-high eight stops at Washington, Sept. 14, along with a deflected pass...Recorded four tackles and a sack for a six-yard loss vs. San Francisco, Sept. 28...Playing in his 100th career game, had four stops and a fumble recovery to set up a touchdown vs. Oakland, Oct. 12...Posted four solo stops and a sack at Carolina, Oct. 19...Notched six tackles (five solo) vs. Green Bay, Nov. 24. **2007** – Started two of 14 games - the most contests he had appeared in since 2005 - and recorded 20 tackles and a half-sack...Opened the first two games of the year at NT...Split a sack with DE Charles Grant vs. Atlanta, Oct. 21...Top performance came vs. Jacksonville, Nov. 4 with a season-high five stops (four solo), including two behind the line of scrimmage. **2006** – Started all 11 games he appeared in for Arizona, totaling 37 tackles (29 solo), a sack and a forced fumble...Inactive for five games with an ankle injury... Had a solid performance vs. St. Louis, Sept. 24, where he recorded a sack, a forced fumble and four tackles...Led all defensive linemen with a season-best six tackles at Atlanta, Oct. 1. **2005** – Played in all 16 games with

2008 GAME BY GAME

Date	Opp.	DEFENSE			SOLO	AST	TOT	SACK/YDS	INT/YDS	PD	FF	FR
		GP	ST									
9/7	TB	X	X		1	4	5	0	0	0	0	0
9/14	@WAS	X	X		6	2	8	0	0	1	0	0
9/21	@DEN	X	X		2	1	3	0	0	0	0	0
9/28	SF	X	X		2	2	4	1	6	0	0	0
10/6	MIN	X	X		2	4	6	0	0	1	0	0
10/12	OAK	X	X		3	1	4	0	0	0	0	1
10/19	@CAR	X	X		4	0	4	1	2	0	0	0
10/26	SD	X	X		2	2	4	0	0	0	0	0
11/9	@ATL	X	X		2	2	4	0	0	0	0	0
11/16	@KC	X	X		1	2	3	0	0	0	0	0
11/24	GB	X	X		5	1	6	0	0	0	0	0
11/30	@TB	X	X		1	3	4	0	0	1	0	0
12/7	ATL	X	X		1	2	3	0	0	0	0	0
12/11	@CHI	X	X		1	0	1	0	0	0	0	0
12/21	@DET							Inactive				
12/28	CAR							Inactive				
2008 Season		14	14		33	26	59	2	8	0	0	3

15 starts for the Giants...Closed season with 39 tackles (32 solo), two sacks and two forced fumbles...Recorded four solo tackles and first career sack at New Orleans, Sept. 19...Had a season-high seven tackles (six solo) at Seattle, Nov. 27...Finished with four tackles vs. Dallas, Dec. 4, and forced a fumble at the start of the third quarter that was returned for a touchdown by a teammate.

2004 – Saw action in nine regular season games and two playoff contests after being re-signed by Steelers, Oct. 20 due to injuries on defensive line...Finished season with six tackles (five solo). **2003** – Played in 12 games with no starts for Pittsburgh and finished with four tackles (three solo)...Recorded first fumble recovery of career in fourth quarter at Cleveland, Nov. 23. **2002** – Played in seven games for Steelers and finished with two solo tackles. **2001** – Played in all 16 games for Pittsburgh with four starts after competing in camp for the starting nose tackle position...Recorded 13 tackles and an interception...Earned his first NFL start at Jacksonville, Sept. 9...Had his first career interception vs. Tennessee, Oct. 29...Saw action in both postseason games. **2000** – Saw limited playing time in nine games with Steelers... Credited with five tackles (four solo), including a tackle for a loss.

COLLEGE – As a senior, was a third-team All-America selection by *The Sporting News* and an All-Southeastern Conference first-team choice at the University of Mississippi...Started eight games at right defensive tackle as a senior and finished with 49 tackles (29 solo), seven sacks and 18 tackles for losses... Played in every game in 1998, starting nine contests...Earned *Super Prep* JUCO Top 100 honors at East Central (Miss.) Community College in 1997...Recorded 191 tackles (101 solo) with 17 sacks during his two-year career (1996-97).

PERSONAL – Full name is Lakendrick Tridel Clancy...Has three daughters: Jakenya, Markali and Haley, and a son, Ken, Jr. ...Majored in criminal justice...Lives in Oxford, Miss... Lettered three times in football at Holt HS in hometown of Tuscaloosa, Ala.

KENDRICKCLANCY


Year	Team	GP	GS	Tot	TACKLES			Yds	INTERCEPTIONS				FUMBLES				
					Solo	Asst	Sk		No	Yds	Lg	TD	PD	FF	FR	Yds	
2000	Pittsburgh	9	0	5	4	1	0.0	0.0	0	0	0	0	0	0	0	0	0
2001	Pittsburgh	16	4	13	7	6	0.0	0.0	1	3	3	0	0	0	0	0	0
2002	Pittsburgh	7	0	2	2	0	0.0	0.0	0	0	0	0	0	0	0	0	0
2003	Pittsburgh	12	0	4	3	1	0.0	0.0	0	0	0	0	0	0	0	0	0
2004	Pittsburgh	9	0	6	5	1	0.0	0.0	0	0	0	0	0	0	0	0	0
2005	N.Y. Giants	16	15	39	32	7	2.0	15.0	0	0	0	0	0	2	1	0	0
2006	Arizona	11	11	37	29	8	1.0	8.0	0	0	0	0	0	1	0	0	0
2007	New Orleans	14	2	20	13	7	0.5	0.5	0	0	0	0	0	0	0	0	0
2008	New Orleans	14	14	59	33	26	2.0	8.0	0	0	0	0	3	0	1	0	0
NFL totals		108	46	185	128	57	5.5	31.5	1	3	3	0	3	3	2	0	0
Saints totals		28	16	79	46	33	2.5	8.5	0	0	0	0	3	0	1	0	0

CAREER HIGHS: Tackles — 8, at Washington (9/14/08); Sacks — 1 (5x), last at Carolina (10/19/08); Forced Fumbles — 1 (3x), last vs. St. Louis (9/24/06); Fumble Recoveries — 1 (2x), last vs. Oakland (10/12/08); Passes Defended — 1 (3x), last at Tampa Bay (11/30/08); Interceptions — 1, vs. Tennessee (10/29/01).

POSTSEASON

Year	Team	GP	GS	Tot	TACKLES			Yds	INTERCEPTIONS				FUMBLES				
					Solo	Asst	Sk		No	Yds	Lg	TD	PD	FF	FR	Yds	
2001	Pittsburgh	2	0	0	0	0	0.0	0.0	0	0	0	0	0	0	0	0	0
2004	Pittsburgh	2	0	1	0	1	0.0	0.0	0	0	0	0	0	0	0	0	0
2005	N.Y. Giants	1	1	2	1	1	0.0	0.0	0	0	0	0	0	0	0	0	0
NFL totals		8	4	28	20	8	0.0	0.0	0	0	0	0	0	0	1	0	0

POSTSEASON CAREER HIGHS: Tackles — 2, vs. Carolina (1/8/06); Sacks — 0; Forced Fumbles — 0; Fumble Recoveries — 0; Passes Defended — 0.



Rod COLEMAN 72

HEIGHT: 6-2 WEIGHT: 285
 COLLEGE: EAST CAROLINA
 JOINED SAINTS: FA-09
 NFL EXPERIENCE: 10
 BORN: 8/16/76

DT

NFL CAREER – Coleman, one of the NFL's most productive defensive tackles from 2001-07 joined the Saints in March after spending 2008 out of football. A 2005 Pro Bowl selection who has also been voted to several All-Pro teams in multiple years, the year off gave Coleman the needed time to heal up from injuries that had nagged him in recent seasons. He had 52.5 sacks from 2001-07, more than any other defensive tackle in the NFL over that span. Originally a fifth-round draft pick by Oakland in 1999, he played for the Raiders for five seasons before signing with Atlanta in 2004. In his career, Coleman has recorded 293 tackles, 58.5 sacks, 10 forced fumbles, seven fumble recoveries and an interception.

CAREER TRANSACTIONS – Signed by New Orleans to a one-year contract 3/27/09; Released by Atlanta Falcons, 2/15/08; Placed on

injured reserve by Atlanta, 11/20/07; Signed by Atlanta to a six-year contract (UFA-Oak), 3/5/04; Drafted by Oakland Raiders in the fifth round (153rd overall) of the 1999 NFL Draft.

HONORS – 2005: Pro Bowl; *Pro Football Weekly* and Professional Football Writers of America All-Pro, All-NFC and All-NFL; Associated Press All-NFL and All-Pro (second team); NFC Defensive Player of the Month (October); NFC Defensive Player of the Week (Week 2); **2004:** *Pro Football Weekly* All-NFC; **2003:** AFC Defensive Player of the Week (Week 15); **2002:** *Sports Illustrated* All-Pro.

2008 – Spent season out of football. **2007** – Totaled eight tackles (five solo), two sacks, a forced fumble and a pass defense for Atlanta in five games, all starts...Inactive for first five games while rehabilitating from right quadriceps injury, made debut and posted three tackles vs. NY Giants, Oct. 15...Posted three tackles, two sacks and a forced fumble at Carolina, Nov. 11 in his top performance. The sack total tied a career-high and marked the 15th time he accomplished that feat...Suffered season-ending arm injury vs. Tampa Bay, Nov. 18. **2006** – Started 15 games despite playing with turf toe injury throughout the season and posted 29 tackles (20 solo), six sacks, three fumble recoveries and six pass defenses...Recorded three tackles and a sack at Carolina, Sept. 10...Collared one sack and a pass defense vs. Tampa Bay, Sept. 17...Posted two tackles and a career-high two fumble recoveries vs. Arizona, Oct. 1...Inactive (toe) vs. Pittsburgh, Oct. 22...Collected three tackles, a sack and a fumble recovery vs. Cleveland, Nov. 12...Recorded four tackles with two sacks and a deflected pass vs. Dallas, Dec. 16. **2005** – Started all 16 games for the first time in his career, recording 46 tackles (34 solo), 10.5 sacks, six pass defenses and a career-high four forced fumbles...Sack total led NFL interior linemen and ranked fourth overall in the NFC...Earned NFC Defensive Player of the Week at Buffalo, Sept. 25, after recording five tackles, two sacks, a forced fumble and a pass defense...Registered two sacks for the second straight week vs. Minnesota, Oct. 2, in addition to forcing a fumble...Earned NFC Defensive Player of the Month honors for October after totaling 12 tackles, four sacks and two forced fumbles in four games...Had four tackles, 1.5 sacks, a forced fumble and a pass defense vs. Detroit, Nov. 24, on Thanksgiving Day. **2004** – Started all 13 games he appeared in, finishing with a career-high 53 tackles (31 solo), three forced fumbles, a fumble recovery and an interception return for a touchdown...Also registered a career-high 11.5 sacks to tie for the most sacks by NFL interior linemen...Recorded seven tackles, two sacks, a fumble recovery, and career-high two forced fumbles vs. Arizona, Sept. 26...Posted a pair of sacks and a forced fumble vs. New Orleans, Nov. 28...Returned the first interception of his career 39 yards for a touchdown vs. Oakland, Dec. 12...Established his fourth two-sack game of the season in addition to five tackles at Seattle, 1/2/05...Had three tackles and a sack vs. St. Louis in NFC Divisional Playoff vs. St. Louis, 1/15/05. **2003** – Started 12 of 16 games for Oakland and finished with 52 tackles (44 solo) in addition to 5.5 sacks, six pass defenses, two forced fumbles and a fumble recovery...Started vs. Baltimore, Dec. 14, and posted four tackles, a forced fumble and a season-high two sacks. **2002** – Played in 14 games for the Raiders with two starts and recorded a team-high 11 sacks, ranking first in the NFL among defen-

OWNERSHIP
FOOTBALL
ADMINISTRATION
RECORDS
HISTORY

OWNERSHIP
FOOTBALL
ADMINISTRATION
RECORDS
HISTORY

sive tackles...Registered two sacks at Kansas City, Oct. 27, San Diego, Dec. 8 and at Miami, Dec. 15...Made five tackles in a reserve role at Super Bowl XXXVII vs. Tampa Bay, 1/26/03. **2001** – Saw action in 14 games with six starts at defensive tackle for Oakland, recording 46 tackles and six sacks...Made first start of season, recording five tackles, 1.5 sacks and a pass defense vs. Seattle, Sept. 30. **2000** – Played in 13 games, starting one contest for Oakland and was credited with 20 tackles and a fumble recovery, while ranking second on the team in sacks with six...Posted two sacks apiece at Kansas City, Oct. 15 and vs. N.Y. Jets, Dec. 10...Saw action in the AFC Divisional Playoff vs. Miami, 1/6/01, recording two tackles and a sack in 27-0 shutout. **1999** – Saw limited action as a rookie and played in the final three contests, recording one solo stop.

COLLEGE – Four-year letterman at East Carolina, establishing a school record 39 career sacks...Started 33 straight contests from his sophomore to senior seasons and played in every game as a freshman...As a senior, was an All-Conference USA selection and candidate for the 1998 Butkus Award after recording 13 sacks.

PERSONAL – Full name is Roderick Dwayne Coleman...Born in Vicksburg, Miss...Lettered in football and track as an honor student at Simon Gratz (Philadelphia, Pa.) HS...Majored in child development and family relations...Founded the Rod Coleman Foundation in 2005 to help children in group homes develop life skills for a successful transition into independent living.

RODCOLEMAN

Year	Team	GP	GS	TACKLES			Yds	INTERCEPTIONS				FUMBLES				
				Solo	Asst	Sk		No	Yds	Lg	TD	PD	FF	FR	Yds	
1999	Oakland	3	0	1	0	0.0	0.0	0	0	0	0	0	0	0	0	0
2000	Oakland	13	1	20	16	4	6.0	45.0	0	0	0	0	1	0	1	0
2001	Oakland	14	6	46	35	11	6.0	24.5	0	0	0	0	3	0	1	0
2002	Oakland	14	2	38	33	5	11.0	78.0	0	0	0	0	3	0	0	0
2003	Oakland	16	12	52	44	8	5.5	46.0	0	0	0	0	6	2	1	0
2004	Atlanta	13	13	53	31	22	11.5	81.5	1	39	39t	1	6	3	1	0
2005	Atlanta	16	16	46	34	12	10.5	70.0	0	0	0	0	6	4	0	0
2006	Atlanta	15	15	29	20	9	6.0	38.0	0	0	0	0	6	0	3	9
2007	Atlanta	5	5	8	5	3	2.0	8.0	0	0	0	0	1	1	0	0
2008	DID NOT PLAY															
NFL totals		109	70	293	219	74	58.5	391.0	1	39	39t	1	32	10	7	9

CAREER HIGHS: Tackles — 7 (2x), last vs. Arizona (9/26/04); Sacks — 2 (15x), last at Carolina (11/11/07); Interceptions — 1, vs. Oakland (12/12/04); Passes Defensed — 2, at N.Y. Giants (11/21/04); Forced Fumbles — 2, vs. Arizona (9/26/04); Fumble Recoveries — 2, vs. Arizona (10/1/06).

POSTSEASON

Year	Team	GP	GS	TACKLES			Yds	INTERCEPTIONS				FUMBLES				
				Solo	Asst	Sk		No	Yds	Lg	TD	PD	FF	FR	Yds	
2000	Oakland	2	0	4	3	1	1.0	7.0	0	0	0	0	2	0	0	0
2001	Oakland	2	2	8	3	5	1.0	3.0	0	0	0	0	0	0	0	0
2002	Oakland	3	0	10	8	2	1.5	7.5	0	0	0	0	0	0	0	0
2004	Atlanta	2	2	3	2	1	1.0	10.0	0	0	0	0	0	0	0	0
NFL Totals		9	4	25	16	9	4.5	27.5	0	0	0	0	2	0	0	0

POSTSEASON CAREER HIGHS: Tackles — 7, at New England (1/19/02); Sacks — 1.5, vs. N.Y. Jets (1/12/03); Interceptions — 0; Passes Defensed — 2, vs. Baltimore (1/14/01); Forced Fumbles — 0; Fumble Recoveries — 0.



Marques COLSTON 12

HEIGHT: 6-4 WEIGHT: 225
 COLLEGE: HOFSTRA
 JOINED SAINTS: D7B-06
 NFL EXPERIENCE: 4
 BORN: 6/5/83

WR

NFL CAREER – Despite suffering an injured thumb in the opener that helped limit him to just five catches for 82 yards by midseason, Colston rebounded over the second half of 2008. Over the final eight contests, the lanky target hauled in 42 passes for 678 yards and five touchdowns, returning to the form he had established in becoming one of the NFL's top targets during his first two seasons. After being drafted by the Saints 252nd overall in 2006, Colston immediately emerged as an impact player. No player in league history caught more passes in their first two seasons than Colston's 168 from 2006-07, and in 2007 he set a team record with 98 receptions. In the 41 games he has played since entering the NFL, Colston has posted 11 contests with over 100 receiving yards, has 25 catches of at least 25 yards and 150 of his 215 career grabs have resulted in first downs. Though he has missed seven games with injuries, his 24 touchdown receptions are tied for eighth in the NFL since 2006. As a rookie Colston was inserted into the starting lineup immediately, and his 869 receiving yards after his first nine games are the highest total in league history for a rookie in that span.

CAREER TRANSACTIONS – Signed three-year contract extension, 7/23/08; Signed to a three-year contract, 7/18/06; Selected in the seventh round (252nd overall) in the 2006 NFL Draft.

RECORDHOLDER

MOST SINGLE SEASON RECEPTIONS TOTALS IN TEAM HISTORY

	Year	Rec.	Yds.	TDs
1. Marques Colston	2007	98	1,202	11
t.2 Joe Horn	2000	94	1,340	8
t.2 Joe Horn	2004	94	1,399	11
t.4 Joe Horn	2002	88	1,312	7
t.4 Reggie Bush	2006	88	742	2

HONORS – **2006:** Pro Football Weekly/PFWA All-Rookie; Dallas Morning News All-Rookie; NFL Rookie of the Month (October).

2008 – Played in 11 games, with six starts...Completed season with 47 catches for 760 yards (16.2 avg.) with five touchdowns...Of receptions, 12 were of 20 yards or more, and 35 went for a first down...Capped season with extremely productive three-game stretch, hauling in 22 passes for 306 yards and four

TDs...Suffered a torn ligament in his left thumb in opener vs. Tampa Bay, Sept. 7. Had three catches for 26 yards in contest, but was forced to leave the game...Injury would require surgery and he would be placed on the inactive list for the next five games. He would also play most of the season with a protective brace on his left hand and also played much of the season with an injured knee...Returned at Carolina, Oct. 19 but did not have a reception...Oct. 26 vs. San Diego hauled in two passes for 56 yards, including 49-yard catch and run...Back in starting lineup at Atlanta, Nov. 9 and had seven grabs for 140 yards, with 48-yard reception...Nov. 24 vs. Green Bay had one catch for a 70-yard touchdown...At Tampa Bay, Nov. 30, had six catches for 106 yards...At

yards...Posted season-best 10 grabs for 159 yards vs. Jacksonville, Nov. 4. Eight of his catches were for first downs...Followed with eight catches for 129 yards, with a long of 36, vs. St. Louis, Nov. 11...At Houston, Nov. 18, notched his third-straight 100-yard day with nine grabs for 118 yards...Continued hot streak at Carolina, Nov. 25, with seven catches for 93 yards - including a season-long 45-yard grab...Contest completed a November when he had 34 receptions for 499 yards and a TD, more than any NFL player for the month...Dec. 10 at Atlanta, hauled in nine passes for 92 yards and a pair of touchdowns...Had eight-catch, 114-yard performance vs. Arizona, Dec. 16, including 19-yard TD...At Chicago, Dec. 30, caught eight passes for 94 yards prior to departing game early in the third quarter with injured wrist. Had two TD grabs - his third multi-TD game of the year - including a 21-yard catch-and-run in the second quarter that tied the club record for touchdown catches in a season.

! WORTHNOTING

While Colston is extremely adept at moving the chains - 150 of his 215 career catches have gone for a first down - he has also been a big-play threat who can stretch the field. He has nine receptions of over 40 yards in his career, including touchdown grabs of 86 and 70 yards. In 41 career games, Colston has 41 catches of 20 yards or more.

No player in league history caught more passes in their first two seasons than the 168 that Colston hauled in from 2006-07.

Colston holds the club record for catches in a season with 98 in 2007 and tied the team mark that year with 11 receiving TDs.

Colston has posted 11 games with over 100 receiving yards, and surpassed 90 yards in four other games in his career. He has hauled in seven or more passes in 16 contests.

Colston has twice put together streaks of three-straight 100-yard games, one of only two players to reach the milestone in three consecutive games (Joe Horn, 2000) and the lone player in club history to have achieved the feat twice.

With 1,038 in 2006, Colston had the sixth-highest receiving yardage total for an NFL rookie over the last two decades, and he was one of only three players to have over 1,000 yards receiving in his first two NFL seasons, joining Randy Moss (1998-99) and John Jefferson (1978-79).

Chicago, Dec. 11, hauled in six passes for 84 yards and a TD...Posted nine grabs for 99 yards and a pair of touchdowns at Detroit, Dec. 21...Notched third 100-yard day of season in finale vs. Carolina, recording seven catches for 123 yards and a touchdown. **2007** - Played in all 16 games, starting 14...Led the club with 98 catches for 1,202 yards and 11 TDs and ranked third in average per catch (12.3)...Reception total was a team record, touchdown total tied a team record (Joe Horn, 2004) and yardage ranks fourth in club record books...Became the third player in club history to record back-to-back 1,000-yard seasons, joining Horn (2000-02) and Eric Martin (1988-89)...Also led the team in first downs with 64, and had 14 catches of 20 yards or more...Led the club in receptions in 10 contests, recorded eight or more catches in eight games, and caught at least one TD in seven games...Had eight catches for 70 yards at Tampa Bay, including a four-yard touchdown, Sept. 16...Led team with four grabs for 68 yards vs. Tennessee, Sept. 24...Despite not starting, hauled in three touchdowns - of 17, three and 15 yards - at San Francisco, Oct. 28. Led club with eight catches for 85

2006 - Played in 14 games with 12 starts...Inactive at Atlanta, Nov. 26, and vs. San Francisco, Dec. 3, with ankle injury sustained vs. Cincinnati, Nov. 19. Injury against Bengals suffered early in first quarter...Led all NFL rookies with a team-high 1,038 receiving yards, a club record for rookies...Eight receiving TDs tied a club rookie record (WR Donté Stallworth, 2002)...Started both postseason contests and had 10 catches for 118 yards, including five for 63 yards and a 13-yard TD in NFC Championship at Chicago...Had 15 catches of 20 or more yards, including four of plus-40...Opened career with four catches for 49 yards and 12-yard scoring grab at Cleveland, Sept. 10...At Green Bay, Sept. 17, notched four grabs for 58 yards with 35-yard TD in fourth quarter that would give the Saints the lead after once trailing 13-0...Didn't start but gave indication of big days to come with seven receptions for 97 yards vs. Atlanta, Sept. 25...Started at Carolina, Oct. 1, and had five catches for 132 yards and an 86-yard TD in fourth quarter - the longest in club history for a rookie. The last players in NFL

CAREER GAME BY GAME

		RECEIVING						
		GP	ST	REC	YDS	AVG	LG	TD
2008								
9/7	TB	X	X	3	26	8.7	16	0
9/14	@WAS				Inactive			
9/21	@DEN				Inactive			
9/28	SF				Inactive			
10/6	MIN				Inactive			
10/12	OAK				Inactive			
10/19	@CAR	X		0	0	0.0	0	0
10/26	SD	X		2	56	28.0	49	0
11/9	@ATL	X	X	7	140	20.0	48	0
11/16	@KC	X	X	3	30	10.0	15	0
11/24	GB	X		1	70	70.0	70	1
11/30	@TB	X	X	6	106	17.7	37	0
12/7	ATL	X	X	3	26	8.7	11	0
12/11	@CHI	X		6	84	14.0	24	1
12/21	@DET	X		9	99	11.0	30	2
12/28	CAR	X	X	7	123	17.6	26	1
2008 Season		11	6	47	760	16.2	70	5
2007								
9/6	@IND	X	X	6	47	7.8	13	0
9/16	@TB	X	X	8	70	8.8	16	1
9/24	TEN	X	X	4	68	17.0	37	0
10/7	CAR	X	X	4	31	7.8	15	0
10/14	@SEA	X	X	1	2	2.0	2	0
10/21	ATL	X	X	3	45	15.0	33	0
10/28	@SF	X		8	85	10.6	17	3
11/4	JAX	X		10	159	15.9	30	0
11/11	STL	X	X	8	129	16.1	36	0
11/18	@HOU	X	X	9	118	13.1	32	0
11/25	@CAR	X	X	7	93	13.3	45	1
12/2	TB	X	X	2	39	19.5	40	0
12/10	@ATL	X	X	9	92	10.2	25	2
12/16	ARZ	X	X	8	114	14.3	21	1
12/23	PHI	X	X	3	16	5.3	11	0
12/30	@CHI	X	X	8	94	11.8	21	2
2007 Season		16	14	98	1202	12.3	45	11
2006								
9/10	@CLE	X	X	4	49	12.3	20	1
9/17	@GB	X	X	4	58	14.5	35	1
9/25	ATL	X		7	97	13.9	29	0
10/1	@CAR	X	X	5	132	26.4	86	1
10/8	TB	X	X	3	38	12.7	18	0
10/15	PHI	X	X	4	40	10.0	12	1
10/29	BAL	X	X	6	163	27.2	53	2
11/5	@TB	X	X	11	123	11.2	24	1
11/12	@PIT	X	X	10	169	16.9	29	0
11/19	CIN	X	X	0	0	0.0	0	0
11/26	@ATL				Inactive			
12/3	SF				Inactive			
12/10	@DAL	X	X	5	48	9.6	12	0
12/17	WAS	X		7	84	12.0	24	0
12/24	@NYG	X	X	4	37	9.3	23	1
12/31	CAR	X	X	0	0	0.0	0	0
2006 Season		14	12	70	1038	14.8	86	8

SNAPSHOTS

MOST CATCHES IN HIS FIRST TWO SEASONS IN NFL HISTORY

Player, Team	Years	Rec.	Yds.	TDs
1. Marques Colston, NO	2006-07	168	2,240	19
2. Reggie Bush, NO	2006-07	161	1,159	4
2. Larry Fitzgerald, Ariz.	2004-05	161	2,189	18
4. Anquan Boldin, Ariz.	2003-04	157	2,000	9
5. Wayne Chrebet, NYJ	1995-96	150	1,635	7

COLSTON BY THE NUMBERS

306 – Receiving yards over the last three games of 2008, on 22 grabs with four TDs. Fully recovered from an early-season thumb injury, it was his most productive stretch of the year.

215 – Receptions in his first three seasons, the highest total by a Saints’ draft pick over his opening three years. Only seven players in NFL history have had more catches in their first three seasons after being drafted.

150 – Career receptions that have moved the chains for a first down – nearly 70 percent of all of the passes he has caught.

455 – Yards over a three-game run in 2006 (10/29-11/12), the most receiving yards over such a span in club record books.

2 – With two in 2009, Colston will move into fifth in club history in touchdown catches and 10th overall in TDs. He enters 2008 with 24, and despite playing in just 41 career games, ranks ninth in receptions and seventh in yards in club record books. With a typical season Colston will make a big jump in each category.

25 – Catches of 25 yards or more during his career, including touchdowns of 86 and 70 yards. He has 41 catches of 20 yards or more.

11 – Contests over the last three seasons with eight or more receptions.

869 – Yards in the first nine games of his NFL career, more than any player in NFL history in their opening nine contests.

5 – While Colston ranks third in club history with 11 games with over 100 yards receiving in his brief career, he has had over 90 yards in five other contests – including 99 in 2008 against the Detroit Lions.

GRAND ACHIEVEMENT

With a career-high 1,202 yards in 2007, WR **Marques Colston** joined WR Randy Moss and WR John Jefferson as the only players since the AFL-NFL merger in 1970 to record over 1,000 yards receiving in each of their first two seasons:

Player, Team	Year	G/S	Rec.	Yards	TD
WR Marques Colston, N.O.	2006	14/12	70	1,038	8
	2007	16/14	98	1,202	11
WR Randy Moss, Minnesota	1998	16/11	69	1,313	17
	1999	16/16	80	1,413	11
WR John Jefferson, San Diego	1978	14/14	56	1,001	13
	1979	15/15	61	1,091	10

record books to have a receiving touchdown of 86 yards or more within their first four NFL games were QB Mark Malone of Pittsburgh, who in his third contest had a 90-yard scoring grab in 1981, and Detroit RB Billy Sims, who had an 87-yard TD catch in his second game...Posted six receptions for a 163 yards and two TDs vs. Baltimore, Oct. 29. Scoring grabs were of 25 and 47 yards in the fourth quarter, and also had a 53-yard grab. Combined with WR Joe Horn (126) to give the Saints a pair of 100-yard receivers for sixth time in club history. Yardage total was highest in club history for a rookie at that point... Named NFC Rookie of the Month for October, a span where Colston had 373 yards and four TDs...At Tampa Bay, Nov. 5, recorded a career-best 11 grabs for 123 yards and a TD. Set a club rookie record with third 100-yard day. Combined with WR Devery Henderson (111) for seventh time the Saints have had a pair of 100-yard receivers in same game, and it was the first time the club had a duo achieve the feat in back-to-back games...Notched 10 catches for 169 yards at Pittsburgh, Nov. 12, breaking his two-week-old club record for most receiving yards in a game by a rookie. Over the previous three-game stretch, he recorded 27 catches for 455 yards and three TDs, the best three-game totals in club history...Suffered a sprained ankle in early moments vs. Cincinnati, Nov. 19, and forced to miss the next two games...Had five catches for 78 yards vs. Washington, Dec. 17 and went over 1,000 yards on season, becoming first rookie in team history to reach the milestone...With club having clinched a playoff berth, started but played sparingly vs. Carolina, Dec. 31 and did not record a reception.

COLLEGE – A four-year standout at Hofstra University, appearing in 40 career games with 37 starts and posting 182 catches for 2,834 yards, with 22 TDs...All-Atlantic 10 as a senior after hauling in a career-high 70 receptions for 975 yards (13.9 avg.) and nine TDs... Sidelined in 2004 while recovering from shoulder injury...As a junior in 2003, led team with 51 receptions for 910 yards (17.8 avg.) and seven TDs...In 2002, recorded 47 grabs for 614 yards and three TDs... Posted 14 catches for 335 yards (23.9 avg.) and three touchdowns as a freshman.

PERSONAL – The lone player the Saints have ever drafted out of Hofstra University... Attended Susquehanna Township (Pa.) HS, where he lettered four times in football and was a three-year member of track team...All-conference at receiver and defensive end as a senior...Had 37 catches for 412 yards and blocked three PATs in 2000...Interdisciplinary studies major...Born June 5, 1983 in Harrisburg, Pa.

MARQUES COLSTON



Year	Team	GP	GS	RECEIVING				TD
				No	Yds	Avg	Lg	
2006	New Orleans	14	12	70	1,038	14.8	86t	8
2007	New Orleans	16	14	98	1,202	12.3	45	11
2008	New Orleans	11	6	47	760	16.2	70t	5
NFL Totals		41	32	215	3,000	14.0	86t	24

CAREER HIGHS: Receptions — 11, at Tampa Bay (11/5/06); Receiving Yards — 169, at Pittsburgh (11/12/06); Long Reception — 86t, at Carolina (10/1/06); Receiving TDs — 3, at San Francisco (10/28/07).

POSTSEASON

Year	Team	GP	GS	RECEIVING				TD
				No	Yds	Avg	Lg	
2006	New Orleans	2	2	10	118	11.8	29	1
Postseason		2	2	10	118	11.8	29	1

POSTSEASON CAREER HIGHS: Receptions — 5 (2x), last at Chicago (1/21/07); Receiving Yards — 63, at Chicago (1/21/07); Long Reception — 29, at Chicago (1/21/07); Receiving TDs — 1, at Chicago (1/21/07).



Jason DAVID 29

HEIGHT: 5-8 WEIGHT: 180
 COLLEGE: WASHINGTON STATE
 JOINED SAINTS: RFA-07 (IND)
 NFL EXPERIENCE: 6
 BORN: 6/12/82

CB

NFL CAREER – In his first two seasons in New Orleans, David has tied or led the team in interceptions and the career-best five he posted in 2008 tied him for third in the NFC. Having played in 27 games with the Saints with 18 starts in two seasons, the former Washington State defender will be a part of a fierce competition for playing time in a revamped New Orleans secondary. The Saints acquired David in the 2007 offseason, signing him as a restricted free agent from the Indianapolis Colts, the team that drafted him in the fourth round in 2004. In his career, David has played in 75 regular-season games with 61 starts, recording 218 tackles (165 solo) with 16 interceptions, 51 pass defenses, three forced fumbles and five fumble recoveries. He has twice scored touchdowns, returning one of his interceptions for a score and also running back a fumble. In addition, he is a veteran of seven postseason games with six starts, including a Super Bowl XLI victory with the Colts.

CAREER TRANSACTIONS – Signed by Saints to a four-year contract (RFA-Ind), 4/27/07; Signed to four-year contract offer sheet, 4/19/07; Signed to a three-year contract by Indianapolis Colts, 7/28/04; Selected in the fourth round (125th overall) by Indianapolis in the 2004 NFL Draft.

2008 – Started six of the 14 games he played in for the Saints, inactive for two others, and led the team with five interceptions to go along with 18 tackles, eight pass defenses and a fumble recovery...Also made two tackles on special teams... His five picks tied for third-most in the NFC and sixth-most in the NFL for the season...Saw extended playing time on defense at Denver, Sept. 21, after an injury to Randall Gay and recovered a fourth-quarter fumble in addition to making one tackle and recording a pass defense...Turned in one of his finest games as a Saint, recording two tackles and two pass defenses and also intercepted a QB JaMarcus Russell pass and returning it 18 yards to set up a New Orleans touchdown vs. Oakland, Oct. 12...After being declared inactive for two contests, made his first start of the season at Kansas City, Nov. 16, and recorded four solo tackles and a pair of pass defenses...Had a career night against Green Bay, Nov. 24, as he picked off a pair of Aaron Rodgers passes in the third quarter, with the first leading to a Saints touchdown. Added two solo tackles...Played a large role in the Dec. 7 win against Atlanta, intercepting a pass from QB Matt Ryan in the first quarter that led to the first touchdown of the game...Started at cornerback at Detroit, Dec. 21, and picked off a Dan Orlovsky pass, his fifth interception of the season. **2007** – Played in 13 games in his first season with the Saints, starting 12 and missing three after fracturing a bone in his forearm...Tied for the team-lead with three interceptions and adding 57 tackles, 10 pass defenses, two forced fumbles and a fumble recovery, returning the fumble for a touchdown...Started at CB in Saints debut against his former team at Indianapolis, Sept. 6, making three tackles and scoring on a play in which he stripped the ball from WR Reggie Wayne, recovering the fumble and racing 55 yards to the end zone...Recorded his first interception as a Saint vs. Tennessee, Sept. 24, to go along with five solo tackles...Suffered a forearm fracture when making a tackle in the second half against the Titans, causing him to miss the next three games...Set a career-high with eight tackles in his second game back in the lineup and had an interception vs. Jacksonville, Nov. 4...Made five tackles, broke up a pass and forced a fumble at Houston, Nov. 18...At Chicago Dec. 30, intercepted a pass and made four tackles. **2006** – Started 16 games for Indianapolis at RCB for second consecutive year...Posted 53 tackles (38 solo), a fumble recovery, and two interceptions

2008 GAME BY GAME

Date	Opp.	DEFENSE										
		GP	ST	SOLO	AST	TOT	SACK/YDS	INT/YDS	PD	FF	FR	
9/7	TB	X		0	0	0	0	0	0	0	0	0
9/14	@WAS	X		0	0	0	0	0	0	0	0	0
9/21	@DEN	X		1	0	1	0	0	0	1	0	1
9/28	SF	X		2	0	2	0	0	0	0	0	0
10/6	MIN	X		0	0	0	0	0	0	0	0	0
10/12	OAK	X		2	0	2	0	0	1	18	2	0
10/19	@CAR	X		3	0	3	0	0	0	0	0	0
10/26	SD						Inactive					
11/9	@ATL						Inactive					
11/16	@KC	X	X	4	0	4	0	0	0	2	0	0
11/24	GB	X	X	2	0	2	0	0	2	42	0	0
11/30	@TB	X	X	0	0	0	0	0	0	2	0	0
12/7	ATL	X	X	0	1	1	0	0	1	23	0	0
12/11	@CHI	X		1	0	1	0	0	0	1	0	0
12/21	@DET	X	X	0	0	0	0	0	1	0	0	0
12/28	CAR	X	X	2	0	2	0	0	0	0	0	0
2008 Season		14	6	17	1	18	0	0	5	83	8	1

for 16 return yards...Tied for team-lead with 11 pass defenses... Had four tackles and an interception with a 16-yard return vs. Jacksonville, Sept. 24...Posted four stops, two pass defenses and a fumble recovery at N.Y. Jets, Oct. 1...Started three of four games in postseason and had seven tackles (five solo) and a pair of pass defenses... Recorded four tackles in AFC Championship vs. New England, Jan. 21...Had two solo tackles and a pass defense vs. Chicago in Super Bowl XLI. **2005** – Opened all 16 games at RCB and had 41 stops (26 solo), nine pass defenses, a pair of interceptions for 13 yards in returns and two fumble recoveries...Also finished with eight special teams tackles (six solo)...Had an interception with a 13-yard return at San Francisco, Oct. 9...Posted three solo stops and a fumble recovery at New England, Nov. 7...Had a tackle and an interception vs. Pittsburgh, Nov. 28. **2004** – Started 11 of 16 games at RCB as a rookie...A reserve for the first four games and at Detroit, Nov. 25...Recorded 49 tackles (36 solo), a team-high four interceptions with 36 yards in returns, 13 pass defenses and a forced fumble... Reached season-high five tackles in three games...Returned interception 34 yards for a TD vs. Oakland, Oct. 10...Started both playoff contests and totaled five stops.

COLLEGE – Three-year starter at RCB for Washington State who opened final 35 games in 44-game career...Posted career totals of 128 tackles (109 solo), 16 interceptions for 318 yards in returns, three touchdown returns, four fumble recoveries, two forced fumbles and 36 pass defenses...Set school career records for yards and touchdowns...Started 13 games as senior and had 52 tackles, 13 pass defenses, six interceptions, two TD returns and a pair of fumble recoveries...All-Pac-10 as a senior...Started 10 games as junior and had seven interceptions, including a stretch of one in six-straight games...Opened 12 games as a sophomore and had three interceptions for 73 yards in returns, including a 45-yard touchdown against Purdue in the Sun Bowl...Played in nine games as a freshman...Communications major.

PERSONAL – Full name is Jason Aeron Walter David...Born in Edmonton, Alberta...Attended Charter Oak (Covina, Calif.) HS...Played running back, defensive back and kick returner and rushed for 2,046 yards and 27 TDs as a senior, adding six interceptions...Also lettered in track and basketball...Resides in Covina, Calif.

JASONDAVID



Year	Team	GP	GS	Tot	TACKLES			Yds	INTERCEPTIONS					FUMBLES		
					Solo	Asst	Sk		No	Yds	Lg	TD	PD	FF	FR	Yds
2004	Indianapolis	16	11	49	36	13	0.0	0.0	4	36	34t	1	13	1	0	0
2005	Indianapolis	16	16	41	26	15	0.0	0.0	2	13	13	0	9	0	2	5
2006	Indianapolis	16	16	53	38	15	0.0	0.0	2	16	16	0	11	0	1	5
2007	New Orleans	13	12	57	48	9	0.0	0.0	3	21	19	0	10	2	1	55
2008	New Orleans	14	6	18	17	1	0.0	0.0	5	83	42	0	8	0	1	17
NFL totals		75	61	218	165	53	0.0	0.0	16	169	42	1	51	3	5	82
Saints totals		27	18	75	75	10	0.0	0.0	8	104	42	0	18	2	2	72


ADDITIONAL STATISTICS: Special Teams Tackles — (2004, 3); (2005, 8); (2006, 4); (2008, 2) Total: 17; Punt Returns — (2004, 8 for 50 yards, 6.3 avg.); (2005, 1 for 0 yards, 0. avg.) Total: 9 for 50 yards, 5.6 avg.

CAREER HIGHS: Tackles — 8, vs. Jacksonville (11/4/07); Sacks — 0; Interceptions — 2, vs. Green Bay (11/24/08); Int. Ret for TD — 1, vs. Oakland (10/10/04); Passes Defensed — 2 (9x), last at Tampa Bay (11/30/08); Forced Fumbles — 1 (3x), last at Houston (11/18/07); Fumble Recoveries — 1 (5x), last at Denver (9/21/08); Fumble Ret for TD — 1, at Indianapolis (9/6/07).

POSTSEASON

Year	Team	GP	GS	Tot	TACKLES			Yds	INTERCEPTIONS					FUMBLES		
					Solo	Asst	Sk		No	Yds	Lg	TD	PD	FF	FR	Yds
2004	Indianapolis	2	2	5	4	1	0.0	0.0	0	0	0	0	0	0	0	0
2005	Indianapolis	1	1	1	1	0	0.0	0.0	0	0	0	0	0	0	0	0
2006	Indianapolis	4	3	7	5	2	0.0	0.0	0	0	0	0	2	0	0	0
NFL totals		7	6	13	10	3	0.0	0.0	0	0	0	0	2	0	0	0

POSTSEASON CAREER HIGHS: Tackles — 4, vs. New England (1/21/07); Sacks — 0; Interceptions — 0; Int. Ret for TD — 0; Passes Defensed — 1 (2x), last vs. Chicago (2/4/07); Forced Fumbles — 0; Fumble Recoveries — 0.



Anthony DAVIS 68

HEIGHT: 6-4 WEIGHT: 322
 COLLEGE: VIRGINIA TECH
 JOINED SAINTS: FA-09
 NFL EXPERIENCE: 6
 BORN: 3/27/80



NFL CAREER – A five-year veteran who has started 32 games in his career, Davis signed with the Saints following a tryout at the team’s June mini-camp to add depth at the guard and tackle positions. Davis entered the NFL as an undrafted free agent who signed with the Tampa Bay Buccaneers in 2003 and spent four-plus seasons in Tampa, starting 32 of the 47 regular-season games he played in. He also spent six weeks on the roster of the St. Louis Rams in 2008 but did not play in a game for them.

CAREER TRANSACTIONS – Signed by Saints as a free agent, 6/10/09; Signed by St. Louis Rams to a one-year contract, 11/18/08; Released by Tampa Bay Buccaneers, 10/27/08; Re-signed by Tampa Bay, 3/30/05; Signed by Tampa Bay to active roster, 12/26/03; Signed to practice

squad by Tampa Bay, 9/4/03; Waived by Tampa Bay, 8/26/03; Signed by Tampa Bay as an undrafted free agent, 4/28/03.

2008 – Split season between Tampa Bay and St. Louis, playing in the first four games of the season for the Buccaneers before being released, Oct. 27... Inactive for three games in Tampa prior to his release...Signed with St. Louis, Nov. 18, and was inactive for each of the Rams' final six contests. **2007** – Played as a reserve in nine regular season games for Tampa Bay and also in the Buccaneers' NFC Wild Card loss to the New York Giants. **2006** – Started all 16 games for Tampa Bay at left tackle. **2005** – Started all 16 regular season games and playoff contest for Tampa Bay at left tackle...one of five members of the offensive line that started all 16 games on the season for the first time in franchise history and one of only three in the NFL...made his first career start at Minnesota, Sept. 11...Started first career postseason game vs. Washington in NFC Wild Card game, Jan. 7. **2004** – Played in two games for Tampa Bay and inactive for 14 others...Made NFL debut in opener at Washington, Sept. 12, playing on special teams. **2003** – Spent most of his rookie season on the Tampa Bay practice squad...Signed to the 53-man roster and was active but did not play in season finale at Tennessee.

COLLEGE – A two-year starter at left tackle for Virginia Tech, he was an All-Big East Conference second-team pick in 2002...he was also a member of the Outland Trophy and Lombardi Award watch lists...Started all 13 games at left offensive tackle in senior year of 2002...In 2001, led the offensive line in total plays while playing in all 12 games...Saw action in all 12 games at left tackle in 2000...Played in 10 of 11 regular season games in 1999...Majored in physical education.


PERSONAL – Voted the James River District Defensive Player of the Year as a junior and a senior at Central-Lunenburg High School in Victoria, Va... All-Region selection by PrepStar...Lettered three seasons as a center/forward in basketball and was also a shot putter on the track team...Also attended Hargrave Military Academy (Chatham, Va.) in 1998.

ANTHONY DAVIS

Games Played/Started: Tampa Bay — (2003, 0/0); (2004, 2/0); (2005, 16/16); (2006, 16/16); (2007, 9/0); (2008, 4/0)
St. Louis — (2008, 0/0) Totals: 47/32

POSTSEASON

Games Played/Started: Tampa Bay — (2005, 1/1); (2007, 1/0) Totals: 2/1



Darnell DINKINS 80

HEIGHT: 6-4 WEIGHT: 260
COLLEGE: PITTSBURGH
JOINED SAINTS: UFA-09 (CLE)
NFL EXPERIENCE: 8
BORN: 1/20/77

TE

NFL CAREER – A seven-year veteran, Dinkins has built his NFL reputation on being a rugged blocker and solid special teams performer. He was signed by the Saints as a free agent in March after three seasons with the Cleveland Browns, and he has also had stints with the New York Giants and Baltimore Ravens. In his career, he has 25 receptions for 228 yards with three touchdowns, 24 special teams tackles and a special teams forced fumble. In 2001, played semi-pro football as a quarterback before being allocated to the Rhein Fire of NFL Europe in 2002 by the Giants.

CAREER TRANSACTIONS – Signed by Saints to a one-year contract, 3/23/09 (UFA); Signed by Cleveland Browns to a three year contract, 3/19/06 (UFA); Signed by Baltimore Ravens to active roster, 10/29/04; Signed by Baltimore to practice squad, 10/2/04; Waived by New York Giants, 7/28/04; Re-signed by Giants, 3/5/04; Signed by Giants to active roster, 11/15/03; Signed by Giants to practice squad, 9/2/03; Waived by Giants, 8/31/03; Placed on injured reserve by Giants, 11/1/02; Allocated to NFL Europe by Giants, 2/22/02; Signed by Giants as a free agent, 2/6/02.

2008 – In his third year with the Browns, appeared in 14 games with two starts and had five receptions for 41 yards with a TD and five special teams tackles...Hauled in a 22-yard TD reception vs. NY Giants, Oct. 13. **2007** – With the Browns appeared in 15 games and had a reception for eight yards, as the majority of his contributions came as a blocker...Also a key for the special teams as a blocker, and added seven special teams tackles and a 19-yard kick return... Inactive for one game with a hand injury...added one reception for eight yards... Blocking tight end also was a key contributor on special teams as part of the kickoff return wedge blocking unit. **2006** – In first season with Browns, appeared in 14 games, including two starts, and posted two catches for 14 yards and a TD...Contributed as a blocking tight end and also key contributor on special teams with five tackles...Made his Browns debut vs. New Orleans, Sept. 10, but injured hamstring and sidelined for next two contests...Returned at Oakland, Oct. 1, and had a three-yard TD reception. **2005** – Appeared in all 16 games with four starts for Baltimore, and had six catches for 55 yards (9.2 avg.). **2004** – After being waived by the Giants at the conclusion of training camp, was signed to the Ravens practice squad, Oct. 2, where he spent a month before joining the active roster, playing in 10 games, including four starts, finishing with nine receptions for 94 yards and a TD...Started first career game vs. Cleveland, Nov. 7...Scored first career TD vs. Dallas, Nov. 21, and had a career-high three

receptions for 40 yards. **2003** – Opened season on the Giants practice squad, where he spent the first nine weeks before being elevated to active roster where he appeared in nine games, caught two passes for 16 yards and totaled eight special teams tackles. **2002** – Signed by the Giants after playing semi-pro football as the quarterback for the Pittsburgh Colts in 2001, was allocated to Rhein Fire of NFL Europe...Beat the odds to earn a roster spot, appearing in two games, before breaking a bone in his foot, which caused him to miss the final 13 contests.

COLLEGE – A three year starter at free safety for the University of Pittsburgh...Started all 11 games in 1998, finishing second on the team with 78 tackles...Came to the Panthers as a quarterback before moving to the defensive backfield.

PERSONAL – Full name: Darnell Joseph Dinkins...Born in Pittsburgh, Pa...Played quarterback at Schenley (Pittsburgh) HS...Named City League MVP by Pittsburgh Post Gazette and Pittsburgh Courier...Has worked with Habitat for Humanity throughout his NFL career...Father of three: Kayla, Khalil and Konin.

DARNELL DINKINS

Year	Team	GP	GS	RECEIVING					KICKOFF RETURNS					
				No	Yds	Avg	Lg	TD	No.	Yds	Avg	Lg	TD	
2002	N.Y. Giants	2	0	0	0	0	0	0	0	0	0	0	0	0
2003	N.Y. Giants	7	0	2	16	8.0	10	0	0	0	0.0	0	0	0
2004	Baltimore	10	4	9	94	10.4	18	1	1	7	7.0	7	0	0
2005	Baltimore	16	4	6	55	9.2	15	0	1	10	10.0	10	0	0
2006	Cleveland	14	2	2	14	7.0	11	1	3	44	14.7	20	0	0
2007	Cleveland	15	0	1	8	8.0	8	0	7	62	8.9	19	0	0
2008	Cleveland	14	2	5	41	8.2	22t	1	3	37	12.3	14	0	0
NFL totals		78	12	25	228	9.1	22t	3	15	160	10.7	20	0	0

ADDITIONAL STATISTICS: Special Teams Tackles — (2002, 1); (2003, 8); (2006, 5); (2007, 5); (2008, 5) **Total: 24.**

CAREER HIGHS: Receptions — 3 (2x), last vs. Indianapolis (9/11/05); **Receiving Yards** — 40, vs. Dallas (11/21/04); **Long Reception** — 22t, vs. N.Y. Giants (10/13/08); **Receiving TDs** — 1 (3x), last vs. N.Y. Giants (10/13/08).



Jo-Lonn DUNBAR 56

HEIGHT: 6-0 WEIGHT: 226
 COLLEGE: BOSTON COLLEGE
 JOINED SAINTS: FA-08
 NFL EXPERIENCE: 2
 BORN: 3/13/85

LB

NFL CAREER – The lone undrafted rookie free agent to start the season on the club's active roster, Dunbar proved his worth with his inspired play on special teams, where he tied for third on the club with 16 tackles. His reckless tackling also carried over to the defense, where he had seven stops and added a pair of pass deflections. Dunbar appeared in 15 games, starting two early in the season when Scott Fujita was injured.

CAREER TRANSACTIONS – Signed by Saints to active roster from practice squad, 9/6/08; Waived by Saints, 8/31/08; Signed by New Orleans to a three-year contract as an undrafted free agent, 4/30/08.

2008 – Appeared in 15 games with two starts and recorded seven tackles (two solo) and two pass defenses and added 16 special teams tackles...Made first career start at strong-side linebacker at Washington, Sept. 14, and notched five tackles (two solo) and two pass defenses...Had a big night on special teams vs. Minnesota, Oct. 6, making a career-high three solo tackles as well as throwing key blocks on Reggie Bush's two punt return touchdowns.

COLLEGE – Two-year starter and captain at Boston College, notching 269 career tackles with 2.5 sacks and a pair of interceptions over his 46-game career...As a junior tied an NCAA Division I-A record when he returned two fumbles for touchdowns in the same game.

PERSONAL – Born in Syracuse, N.Y...All-state running back and also played linebacker at Thomas J. Corcoran (Syracuse, N.Y.) HS.

JO-LONN DUNBAR

Year	Team	GP	GS	Tot	TACKLES			Yds	INTERCEPTIONS			FUMBLES				
					Solo	Asst	Sk		No	Yds	Lg	TD	PD	FF	FR	Yds
2008	New Orleans	15	2	7	2	5	0.0	0.0	0	0	0	0	2	0	0	0
NFL Totals		15	2	7	2	5	0.0	0.0	0	0	0	0	2	0	0	0

ADDITIONAL STATISTICS: Special Teams Tackles — (2008, 16); **Total: 16**

CAREER HIGHS: Tackles — 5, at Washington (9/14/08); **Sacks** — 0; **Interceptions** — 0; **Passes Defensed** — 2, at Washington (9/14/08); **Forced Fumbles** — 0; **Fumble Recoveries** — 0; **Special Teams Tackles** — 3, vs. Minnesota (10/6/08).



Sedrick ELLIS 98

HEIGHT: 6-1 WEIGHT: 307
 COLLEGE: SOUTHERN CALIFORNIA
 JOINED SAINTS: 01-08
 NFL EXPERIENCE: 2
 BORN: 7/9/85

DT

NFL CAREER – In his first season Ellis delivered on the promise of being selected seventh overall in the 2008 NFL Draft, ranking second on the club and fourth among all rookies with four sacks. He started all 13 games he played in - missing three near midseason with a knee injury - yet still recorded 42 tackles, deflected five passes and was in on a safety. Ellis - who as a three-technique defensive tackle has the strength to anchor against the run and the quickness to rush the passer - earned All-Rookie honors last season. One of the most coveted players in the 2008 draft, New Orleans moved up in the first round to land him by sending the 10th overall choice and a third-round pick to New England in exchange for the Patriots' seventh overall selection and a fifth-round pick.

CAREER TRANSACTIONS – Signed to a five-year contract, 7/30/08; Drafted in the first round (seventh overall) of the 2008 NFL Draft.


HONORS – 2008: *Pro Football Weekly* All-Rookie.

2008 – Immediately became one of the defensive line's top performers, ranking third among the linemen with 42 stops (14 solo)...Also had four sacks and five pass defenses...Started all 13 games he played, missing three games after undergoing knee surgery during the season...Had four tackles, including an assist on a tackle of RB Andre Hall for a safety at Denver, Sept. 21...Notched the first sack of his career vs. San Francisco, Sept. 28...Inactive for three weeks (10/6-10/19) after undergoing surgery to repair a meniscus tear in his right knee...Had a sack, deflected a pass and three stops vs. Green Bay, Nov. 24...Made five tackles, tipped a pass and recorded a sack at Chicago, Dec. 11...Notched three stops, a pass defense and a sack at Detroit, Dec. 21.

COLLEGE – Three-year starter at defensive tackle for Southern California, finishing with 144 tackles (74 solo), 17.5 sacks, 28.5 stops for a loss, 13 pass defenses, one blocked kick, two forced fumbles and four fumble recoveries... Started 26 of 48 games in his career...Unanimous first-team All-American selection and recipient of the Pat Tillman Pac-10 Defensive Player of the Year award as a senior, posting 58 tackles (29 solo), 8.5 sacks and two fumble recoveries... All Pac-10 choice as a junior with 4.5 sacks, two fumble recoveries, a forced fumble and a blocked kick...As a sophomore started all 13 games at nose guard and had 50 stops, 4.5 sacks and a forced fumble...Majored in sociology.

PERSONAL – Attended Chino (Calif.) HS, where he earned All-State and Prep All-American honors as a senior offensive and defensive lineman...Also competed on the school's track team.

SEDRICK ELLIS



Year	Team	GP	GS	Tot	TACKLES			Yds	INTERCEPTIONS					FUMBLES		
					Solo	Asst	Sk		No	Yds	Lg	TD	PD	FF	FR	Yds
2008	New Orleans	13	13	42	14	28	4.0	16.0	0	0	0	0	5	0	0	0
NFL totals		13	13	42	14	28	4.0	16.0	0	0	0	0	5	0	0	0

CAREER HIGHS: Tackles — 5 (2x), last at Chicago (12/11/08); Sacks — 1 (4x), last at Detroit (12/21/08); Forced Fumbles — 0; Fumble Recoveries — 0; Interceptions — 0; Passes Defensed — 1 (5x), last at Detroit (12/21/08).



Heath EVANS 44

HEIGHT: 6-0 WEIGHT: 250
 COLLEGE: AUBURN
 JOINED SAINTS: 09-09 (NE)
 NFL EXPERIENCE: 9
 BORN: 12/30/78

FB

NFL CAREER – A versatile, skilled fullback who has ably served as a lead-blocker, rusher, receiver and special teams ace throughout his NFL career, Evans was signed to a two-year deal by the Saints as a free agent and the veteran is expected to strengthen the club's backfield. He has played in 121 career games, rushing for 561 yards, hauling in 40 passes and adding 29 special teams stops. Evans also has a wealth of postseason experience, including playing in Super Bowl XLII with the New England Patriots.

CAREER TRANSACTIONS – Signed to a two year contract with Saints (UFA-NE), 3/12/09; Re-signed by New England Patriots to a two-year contract, 3/2/07; Re-signed by New England to a one-year contract, 3/27/06; Signed by New England, 11/1/05; Released by Miami Dolphins, 10/25/05; Signed by Miami to a one-year contract (UFA-Sea), 3/17/05; Re-signed by Seattle Seahawks to a one-year contract (RFA), 4/7/04; Signed by Seattle to a three-year contract, 7/26/01; Drafted by Seattle in the third round (82nd overall) of the 2001 NFL Draft.

2008 – Played in all 16 regular-season games, including four starts at fullback...Had 11 carries for 23 yards and three receptions for 59 yards, adding four special teams tackles...Rugged blocking helped Patriots to their best rushing season in more than 20 years, with 2,278 yards and 21 TDs...Had a 28-yard reception vs. Arizona, Dec. 21...Hauled in two passes for 31 yards at Buffalo, Dec. 28.

2007 – Played in all 16 regular season-season games, including one start and set career-high with three TDs , while carrying ball 34 times for 121 yards... Scored first rushing TD of season on a one-yard lunge vs. NY Jets, Sept. 9... Hauled in career-high 29-yard reception at Miami, Oct. 21...Collected season highs with a 10-carry, 56-yard performance, while hauling in two passes for 10

yards at Buffalo, Nov. 18...Scored his second rushing TD of the season on a one-yard run vs. Philadelphia, Nov. 25...Scored his second TD in as many weeks with a one-yard plunge at Baltimore, Dec. 3. **2006** – Played in all 16 games with three starts when the Patriots opened the game with a fullback...Posted 27 carries for 117 yards, seven catches for 34 yards and a touchdown and added a pair of special teams stops...In three postseason appearances, posted five special teams tackles, rushing twice for four yards and making four receptions for 33 yards with a TD...Scored his first career touchdown on a one-yard reception vs. Miami, Oct. 8, and added a 35-yard carry...Saw significant action in a reserve role at running back in AFC Championship vs. Indianapolis, 1/21/07, catching four passes for 33 yards. **2005** – Set career-highs with 52 carries for 192 yards and 14 receptions for 105 yards...Began season with Miami Dolphins, where he played in six games with two starts, before being signed by New England, Nov. 1 and playing in six contests...Had four receptions for 17 yards and a rush for no gain with Dolphins...Played in six games with one start for Patriots...Collected career-high 84 rushing yards on 17 carries against Miami, Nov. 13, catching three passes for 18 yards out of the backfield and rushing for a two-point conversion... Led team with 74 yards on 16 carries vs. New Orleans, Nov. 20. **2004** – Appeared in 15 regular season games and one postseason contest for Seattle... Rushed for 20 yards on seven carries and caught two passes for 12 yards... Added eight special teams tackles, and three kickoff returns for an average of 17.0. **2003** – Appeared in 14 regular season games and one postseason contest...Rushed for 24 yards on seven carries, caught two passes for 34 yards and added a tackle on special teams. **2002** – In 16 games with one start, rushed for 53 yards on 17 attempts, while recording eight receptions for 41 yards...Made first NFL start vs. the Arizona, Nov. 10. **2001** – Appeared in all 16 games as a rookie and recorded five special teams tackles, while rushing twice for 11 yards.

COLLEGE – Three-year letterman at Auburn (1998-2000), playing in 28 games and starting 16...Primarily served as a lead blocker, also rushing for 629 yards and six touchdowns on 149 carries in his career and catching 30 passes for 354 yards and a TD...Led team in rushing as sophomore with 330 yards on 93 attempts, scoring two touchdowns...Majored in communications.

PERSONAL – Full name: Bryan Heath Evans...Born in West Palm Beach, Fla...A two-time all-state pick as a tailback at the King's Academy (West Palm Beach), where he also lettered in basketball...Led the state of Florida in scoring as a senior, totaling 32 TDs (27 rushing, 5 receiving)...Also played line-backer...Established the Heath Evans Foundation, dedicated to fostering hope and healing in the lives of children and families affected by sexual abuse...The foundation's website: www.heathevans.org... He and his wife, Bethann, have two daughters, Ava and Naomi.

HEATHEVANS



Year	Team	RUSHING						RECEIVING					
		GP	GS	Att	Yds	Avg	Lg	TD	No	Yds	Avg	Lg	TD
2001	Seattle	16	0	2	11	5.5	7	0	0	0	0.0	0	0
2002	Seattle	16	1	17	53	3.1	8	0	8	41	5.1	13	0
2003	Seattle	14	0	7	24	3.4	8	0	2	34	17.0	20	0
2004	Seattle	15	0	7	20	2.9	7	0	2	12	6.0	9	0
2005	Miami	6	2	1	0	0.0	0	0	4	17	4.2	5	0
2005	New England	6	1	51	192	3.8	21	0	10	88	8.8	19	0
2006	New England	16	3	27	117	4.3	35	0	7	34	4.9	11	1
2007	New England	16	1	34	121	3.6	11	3	4	43	10.8	29	0
2008	New England	16	4	11	23	2.1	4	0	3	59	19.7	28	0
NFL totals		121	12	157	561	3.6	35	3	40	328	8.2	29	1

Year	Team	KICKOFF RETURNS				
		No	Yds	Avg	Lg	TD
2001	Seattle	3	40	13.3	20	0
2002	Seattle	6	84	14.0	20	0
2003	Seattle	1	14	14.0	14	0
2004	Seattle	3	51	17.0	21	0
2007	New England	1	13	13.0	13	0
NFL totals		14	202	14.4	21	0


ADDITIONAL STATISTICS: Special Teams Tackles — (2001, 5); (2002, 1); (2003, 2); (2004, 8); (2005, 1); (2006, 2); (2007, 6); (2008, 4) **Total: 29. Two-Point Conversions** — (2005, 1) **Total: 1.**

CAREER HIGHS: Rushes — 17, vs. Miami (11/13/05); **Rushing Yards** — 84, vs. Miami (11/13/05); **Long Rush** — 35, at Minnesota (10/30/06); **Rushing TDs** — 1 (3x), last at Baltimore (12/3/07); **Receptions** — 3 (2x), last at Kansas City (11/27/05); **Receiving Yards** — 31, at Buffalo (12/28/08); **Long Reception** — 29, at Miami (10/21/07); **Receiving TDs** — 1, vs. Miami (10/8/06); **Kickoff Returns** — 4, at San Diego (12/29/02); **Kickoff Return Yards** — 51, at San Diego (12/29/02); **Long Kickoff Return** — 21, vs. Atlanta (1/2/05); **Kickoff Returned for TD** — 0.

Year	Team	RUSHING						RECEIVING					
		GP	GS	Att	Yds	Avg	Lg	TD	No	Yds	Avg	Lg	TD
2003	Seattle	1	0	0	0	0.0	0	0	0	0	0.0	0	0
2004	Seattle	1	0	0	0	0.0	0	0	0	0	0.0	0	0
2005	New England	1	0	0	0	0.0	0	0	1	3	3.0	3	0
2006	New England	3	0	2	4	2.0	4	0	4	33	8.3	15	0
2007	New England	3	0	3	9	3.0	4	0	1	13	13.0	13	0
Postseason		9	0	5	13	2.6	4	0	6	49	8.2	15	0

ADDITIONAL POSTSEASON STATISTICS: Special Teams Tackles — (2006, 5); (2007, 2) **Total: 7.**

POSTSEASON CAREER HIGHS: Rushes — 2, vs. San Diego (1/20/08); **Rushing Yards** — 7, vs. San Diego (1/20/08); **Long Rush** — 4 (2x), vs. San Diego (1/20/08); **Rushing TDs** — 0; **Receptions** — 4, at Indianapolis (1/21/07); **Receiving Yards** — 33, at Indianapolis (1/21/07); **Long Reception** — 15, at Indianapolis (1/21/07); **Receiving TDs** — 0.



Jahri EVANS 73

HEIGHT: 6-4 WEIGHT: 318
 COLLEGE: BLOOMSBURG
 JOINED SAINTS: 04-06
 NFL EXPERIENCE: 4
 BORN: 8/22/83

G

NFL CAREER – Evans is a key figure in an offensive line that has ranked among the NFL's best units since 2006 and surrendered the fewest sacks in the league over the last two years. An immediate starter since being drafted in the fourth round in 2006, Evans has gone from being a little-known rookie from a small school to an established veteran now considered one of the NFL's top right guards. He has made the rapid ascent because of his maturity, work ethic and ability - with strengths that include both polished pass-protection skills and powerful run blocking. Another of his qualities has been dependability, as Evans has started all 48 games of his NFL career.

CAREER TRANSACTIONS – Re-signed to a one-year contract (RFA), 4/21/09; Signed to a three-year contract, 7/25/06; Selected in the fourth round (108th overall) of the 2006 NFL Draft.

HONORS – 2006: *Pro Football Weekly*/PFWA All-Rookie, *Dallas Morning News* All-Rookie.

2008 – Part of an offensive line that allowed just 13 sacks on the season, a club record...Started all 16 games at right guard for the third-straight season, completing the year with a streak of 48-straight contests. **2007** – Continued his solid play for an offense that ranked No. 3 overall in the NFL...Started all 16 games at right guard. **2006** – Emerged as one of the line's most consistent performers in training camp and was a starter by early in preseason...Started all 16 games at right guard and both playoff games...Recovered a fumble vs. Philadelphia, Oct. 15.


COLLEGE – Finalist for the Division II Gene Upshaw Offensive Player of the Year Award in each of final two seasons...Anchored the Bloomsburg offensive line at LT after taking over as the starter as a sophomore...As a junior had 88 knockdowns with 10 TD-resulting blocks...Was a reserve in 2002 and red-shirted in 2001.

PERSONAL – Attended Frankford (Philadelphia, Pa.) HS...Exercise science major...Born Aug. 22, 1983 in Philadelphia, Pa.

JAHRIEVANS

Games Played/Started: New Orleans — (2006, 16/16); (2007, 16/16); (2008, 16/16) Totals: 48/48

POSTSEASON
 Games Played/Started: New Orleans — (2006, 2/2) Totals: 2/2



Troy EVANS 54

HEIGHT: 6-3 WEIGHT: 238
 COLLEGE: CINCINNATI
 JOINED SAINTS: UFA-07 (HOU)
 NFL EXPERIENCE: 8
 BORN: 12/3/77

LB

NFL CAREER – Re-signed in the offseason, Evans has been a valuable addition since originally joining the Saints in 2007. Voted one of the club's five season-long captains prior to last season, Evans is among the top special teams players on the roster and also provides proven, veteran depth to the line-backer corps. He has exceeded his career-high in special teams stops each of the last two years, including 20 in 2008. Since being originally being signed as an undrafted free agent out of the University of Cincinnati in 2001, Evans has appeared in 103 games, with 31 in New Orleans. He joined the Saints after a five-year stint with Houston, where he forged his reputation around the NFL as a top performer on the kick and punt coverage units. Evans' career totals include 107 special teams tackles and three fumble recoveries. On defense, he has notched 39 stops and an interception.

CAREER TRANSACTIONS – Re-signed to a two-year contract, 2/26/09; Signed by Saints (UFA-Hou) to two-year contract, 4/10/07; Re-signed by Houston Texans to one-year contract, 3/24/06; Re-signed by Houston one-year contract, 4/12/05; Placed on injured reserve by Houston, 12/15/04; Re-signed by Houston, 10/30/02; Released by Houston, 9/23/02; Signed by Houston, 2/12/02; Granted free agency following 2001 season; Re-signed to St. Louis Rams practice squad, 11/21/01; Waived by St. Louis, 8/27/01; Signed by St. Louis as undrafted free agent, 4/25/01.

2008 – Appeared in the final 15 games, inactive for the opener with an ankle injury...Had at least one special teams stop in nine contests and finished with a career-high 20 on the season...Also saw limited action on defense, recording one solo tackle, and at Kansas City, Nov. 16 lined up at fullback and opened a hole for a touchdown run by RB Deuce McAllister...At Washington, Sept. 14, had two tackles and a fumble recovery on punt coverage that led to the Saints' first touchdown...Tied his career-high with four tackles on the coverage units vs. San Diego, Oct. 26, a total he equaled vs. Carolina Dec. 28. **2007** – Played in all

16 games, primarily on special teams, and ranked second on the coverage units with a then career-high 18 tackles (12 solo)...Added 10 tackles on defense (three solo)...Had a season-high three tackles on defense vs. Carolina, Oct. 7... Posted two stops on special teams in six contests. **2006** – Saw action in all 16 games, primarily on special teams...Led Texans with 13 special teams stops... Had season-high three special teams tackles (two solo) vs. Tennessee, Dec. 10. **2005** – Played in all 16 games, notching 26 tackles and an interception on defense and 11 special teams stops and a fumble recovery...Had an interception with a three-yard return at Seattle, Oct. 16, along with a pair of tackles...Posted a special teams tackle with a fumble recovery at Indianapolis, Nov. 13...Recorded a career-high nine stops vs. Arizona, Dec. 18... Had six stops and a pass defense vs. Jacksonville, Dec. 24. **2004** – Appeared in 13 games before landing on injured reserve with an ankle injury...Recorded 16 special teams stops...Had four special teams tackles vs. Green Bay, Nov. 21...Placed on injured reserve, Dec. 15. **2003** – Played in 15 games, seeing time on special teams and at inside linebacker...Inactive one game with a thumb injury (vs. New Orleans, Sept. 14)...Posted 15 special teams stops. **2002** – Saw action in 12 games for Houston, mainly on special teams, where he posted 14 tackles and a fumble recovery. **2001** – Went to training camp with St. Louis Rams and had a late-season stint on their practice squad.


COLLEGE – Four-year letterman and two-year starter at outside linebacker for the Bearcats...Second-team All-Conference USA selection as a senior after pacing team with 107 tackles and adding 4.5 sacks...Earned UC's Jim Kelly Coaches Spirit Award for leadership on and off the field...Recorded 98 tackles as a junior...Played in every game as a sophomore...Redshirted after making the team as a walk-on his freshman year...Majored in finance.

PERSONAL – Born in Bay City, Mich...Earned All-State honors in football and basketball at Lakota (Cincinnati) HS...He and wife, Jill, have a daughter, Payton.

TROYEVANS																
Year	Team	GP	GS	TACKLES			Yds	INTERCEPTIONS				FUMBLES				
				Tot	Solo	Asst		No	Yds	Lg	TD	PD	FF	FR	Yds	
2002	Houston	12	0	0	0	0.0	0.0	0	0	0	0	0	0	0	0	0
2003	Houston	15	0	1	1	0.0	0.0	0	0	0	0	0	0	0	0	0
2004	Houston	13	0	0	0	0.0	0.0	0	0	0	0	0	0	0	0	0
2005	Houston	16	0	26	16	10.0	0.0	1	0	0	0	1	0	0	0	0
2006	Houston	16	0	1	0	1.0	0.0	0	0	0	0	0	0	0	0	0
2007	New Orleans	16	0	10	3	7.0	0.0	0	0	0	0	0	0	0	0	0
2008	New Orleans	15	0	1	1	0.0	0.0	0	0	0	0	0	0	0	0	0
NFL totals		103	0	39	21	18.0	0.0	1	0	0	0	1	0	0	0	0
Saints totals		31	0	11	4	7.0	0.0	0	0	0	0	0	0	0	0	0

ADDITIONAL STATISTICS: Special Teams Tackles — (2002, 14); (2003, 15); (2004, 16); (2005, 11); (2006, 13); (2007, 18); (2008, 20) **Total: 107**; Special Teams Fumble Recoveries — (2002, 1); (2005, 1); (2008, 1) **Total: 3**.

CAREER HIGHS: Tackles — 9, vs. Arizona (12/18/05); Sacks — 0; Interceptions — 1, at Seattle (10/16/05); Passes Defensed — 1, vs. Jacksonville (12/24/05); Forced Fumbles — 0; Fumble Recoveries — 0; Special Teams Tackles — 4 (4x), last vs. Carolina (12/28/08); Special Teams Fumble Recoveries — 1 (3x), last at Washington (9/14/08).



Scott FUJITA **55**

HEIGHT: 6-5 WEIGHT: 250
 COLLEGE: CALIFORNIA
 JOINED SAINTS: UFA-06 (DAL)
 NFL EXPERIENCE: 8
 BORN: 4/28/79

LB

NFL CAREER – The first defensive addition after Sean Payton and his staff arrived in New Orleans, Fujita has proven to be a wise acquisition over the last three years, consistently ranking among the club's most important players. Since 2006, Fujita has posted 342 stops, 6.5 sacks, four interceptions, six forced fumbles and a pair of fumble recoveries. He had 104 tackles in 2008 - reaching triple digits for the third-straight season - to rank fourth on the team despite missing two games. Including stops in Kansas City (2002-04) and Dallas (2005), Fujita enters his eighth season having played in 109 contests, with 93 starts. Originally a walk-on safety at the University of California before earning a scholarship, Fujita was a fifth-round pick by the Chiefs in 2002 and was traded to the Cowboys on the eve of the 2005 regular season.

HONORS – **2006:** NFC Defensive Player of the Week (Week 3).

CAREER TRANSACTIONS – Signed by Saints (UFA) to four-year contract, 3/14/06; Acquired by Dallas Cowboys from Kansas City Chiefs for 2006 sixth-round draft choice and a 2007 conditional pick, 9/3/05; Selected in fifth round by Kansas City (143rd overall) in the 2002 NFL Draft.

2008 – Started 13 of 14 games, inactive in Weeks 2-3 with a knee injury suffered in the opener...Ranked fourth on the club with 104 stops (58 solo), and added two interceptions with 19 yards in returns and a forced fumble...Had five games with double-digit tackle totals...Selected by teammates as a season-long captain for second-straight year...In opener vs. Tampa Bay, Sept. 7, had eight tackles and an interception of QB Jeff Garcia in the game's final minute on fourth down to ensure the victory. Suffered an injury in the contest that would keep him out of the next two games...Played in his 100th career game at Carolina, notching eight tackles...Led team with a season-high 15 stops (11 solo) at Atlanta, Nov. 9...Had 10 tackles and a forced fumble at Kansas City, Nov. 16 in clash vs. former team...Reached 300 stops with Saints with 11-tackle effort at Tampa Bay, Nov. 30...At Chicago, Dec. 11 had 10 stops and an interception with a 17-yard return to set up a Saints' touchdown...Notched 10 tackles in finale vs. Carolina, Dec. 28 to go over 100-tackle plateau for third-straight season and fifth time in his career. **2007** – Started 15 contests at strong-side linebacker, inactive vs. Carolina, Oct. 7 with ankle injury, marking first time in his career that he missed a game...Notched a team-high 119 tackles (79 solo), three sacks for 26 yards in losses, three forced fumbles, two fumble recoveries and six pass defenses...

OWNERSHIP
FOOTBALL
ADMINISTRATION
RECORDS
HISTORY

OWNERSHIP
FOOTBALL
ADMINISTRATION
RECORDS
HISTORY

Selected by teammates as one of five season-long captains...Posted nine or more tackles in seven games...At Indianapolis, Sept. 6, had nine stops (eight solo) and knocked down two passes...Made nine tackles (six solo) vs. Tennessee, Sept. 24, despite missing time in the second half with an ankle injury. The injury forced him on the inactive list vs. Carolina, Oct. 7, the first contest of his career that he did not play in... Oct. 21 at Atlanta had seven tackles, a sack and a forced fumble...Notched 10 tackles (seven solo) vs. St. Louis, Nov. 11...Posted 10 tackles (five solo) and a fumble recovery which led to a field goal at Houston, Nov. 18...Knocked down a pass and had 10 stops vs. Tampa Bay, Dec. 2...In finest performance of year, recorded a season-high 12 tackles, tied his career-high with two sacks and set a career-high with a pair of forced fumbles vs. Arizona, Dec. 16. **2006** – Started all 16 games at strong-side linebacker, leading team with 119 stops (75 solo) and adding 3.5 sacks, two interceptions, two forced fumbles and eight pass defenses...Had 15 tackles (12 solo) in the postseason, including 11 in NFC Championship at Chicago...Had 10 or more tackles in four games during regular season...Opened Saints career with sparkling performance, notching seven tackles (four solo), an interception with a 19-yard return and a forced fumble vs. Cleveland, Sept. 10...Earned NFC Defensive Player of the Week vs. Atlanta, Sept. 25 with eight stops (six solo), a sack, a deflected pass and a forced

tackles at Tennessee, Dec. 13. **2003** – Started all 16 games and led team with 151 tackles while ranking fifth with four sacks and posting six passes defended, his first career interception and a forced fumble...His 151 tackles were fifth-most in club history...Notched 15 tackles at Houston, Sept. 21, before recording his first sack at Baltimore, Sept. 28...Posted a career-high two sacks at Green Bay, Oct. 12...Racked up 14 tackles and a sack at Oakland, Oct. 20, before adding a career-high 18 tackles vs. Buffalo, Oct. 26...Picked off his first career pass vs.

OWNERSHIP
FOOTBALL
ADMINISTRATION
RECORDS
HISTORY

OWNERSHIP
FOOTBALL
ADMINISTRATION
RECORDS
HISTORY

! WORTHNOTING

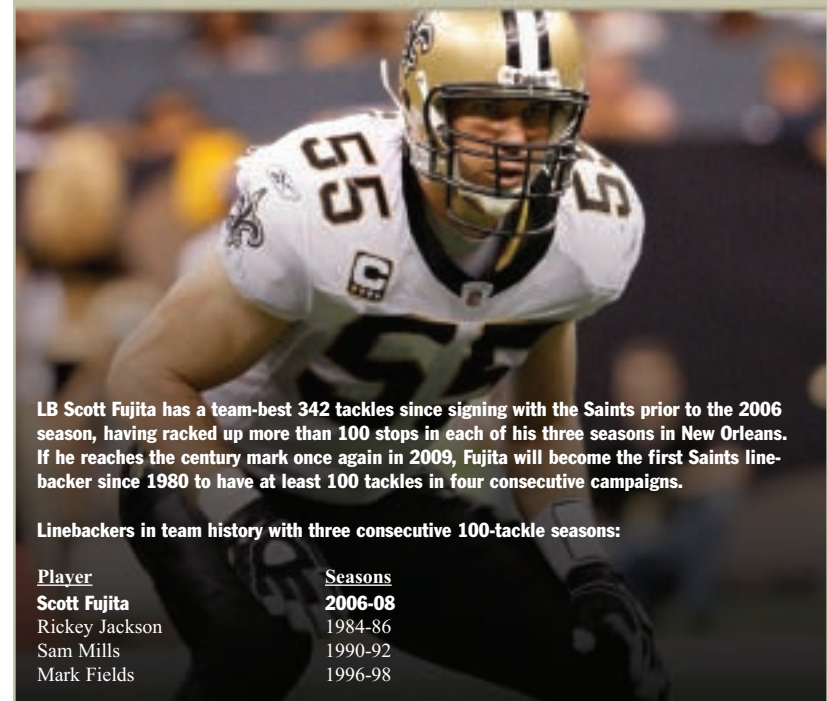
With the Saints, Fujita has recorded 6.5 sacks, six forced fumbles, a pair of fumble recoveries, four interceptions and deflected 15 passes. His interception late in the fourth quarter vs. Tampa Bay in the 2008 opener clinched the victory.

Fujita has gone over 100 tackles all three seasons with the Saints, leading the club in stops in 2006 and 2007 and finishing fourth in 2008 despite missing two games. He has 342 tackles since arriving in New Orleans.

With the Saints, Fujita has reached double-digit tackle totals in 14 games and caused at least one turnover in eight contests.

fumble...Closed a banner first month with eight tackles and a pair of pass defenses at Carolina, Oct. 1... Notched 10 tackles and a sack vs. Tampa Bay, Oct. 8...Recorded seven stops, a half-sack, two pass defenses and an interception vs. Philadelphia, Oct. 15...Had a season-high 11 tackles (six solo) vs. Cincinnati, Nov. 19, and followed that performance with 10 (eight solo) at Atlanta, Nov. 26...Posted 11 tackles (seven solo) and deflected a pass vs. Washington, Dec. 12...Had five tackles and a sack at the NY Giants, Dec. 24. **2005** – Posted 58 tackles (43 solo), two sacks and a pair of forced fumbles while appearing in 16 games and starting final eight at strong-side linebacker...Added nine special teams tackles...Traded by Kansas City to Dallas eight days prior to kickoff of 2005 season...Had seven tackles vs. Kansas City, Dec. 11, and forced a fumble on a sack. **2004** – In second season as a full-time starter, led the Chiefs with 112 tackles, his second consecutive 100-tackle performance, while adding 4.5 sacks and three passes defended as an OLB...At New Orleans, Nov. 14, tied a career-best with two sacks as well as seven tackles before notching a season-high 14 stops and a half-sack vs. San Diego, Nov. 28...Tied his season-high of 14

TACKLE TOTALS



LB Scott Fujita has a team-best 342 tackles since signing with the Saints prior to the 2006 season, having racked up more than 100 stops in each of his three seasons in New Orleans. If he reaches the century mark once again in 2009, Fujita will become the first Saints linebacker since 1980 to have at least 100 tackles in four consecutive campaigns.

Linebackers in team history with three consecutive 100-tackle seasons:

Player	Seasons
Scott Fujita	2006-08
Rickey Jackson	1984-86
Sam Mills	1990-92
Mark Fields	1996-98

A look back at some of Fujita's top performances from the past three years:

Date	Opp.	Totals
12/11/08	at Chicago	10 tackles (6 solo), interception
11/16/08	at Kansas City	10 tackles (5 solo), forced fumble
11/9/08	at Atlanta	Team-high 15 tackles (11 solo)
9/7/08	vs. Tampa Bay	8 tackles (6 solo), interception, pass defense
12/16/07	vs. Arizona	Team-high 12 tackles (7 solo), 2 sacks, 2 forced fumbles
11/18/07	at Houston	10 tackles (5 solo), fumble recovery
10/21/07	vs. Atlanta	7 tackles, sack, forced fumble
1/21/07	at Chicago	Team-high 11 tackles (9 solo) in NFC Championship Game
10/25/06	vs. Philadelphia	7 tackles, 0.5 sack, interception, 2 pass defenses
9/25/06	vs. Atlanta	8 tackles, sack, forced fumble, pass defense, NFC Defensive Player of the Week
9/10/06	at Cleveland	7 tackles, interception, forced fumble, pass defense

Chicago. Dec. 28, **2002** – Started nine of 16 games and had 63 tackles, six pass defenses, a sack and tied for second on the team with 15 special teams tackles...Earned first career start at San Diego, Oct. 13 and responded with six tackles, three special teams tackles, a deflected pass and a fumble recovery on punt coverage...Against Buffalo, Nov. 17, tallied a season-high nine tackles...Notched first sack of his career vs. St. Louis, Dec. 8.

COLLEGE – Originally a walk-on safety at California before finishing on scholarship after making the transition from safety to linebacker as a redshirt freshman...Played in 39 games with 24 starts for the Golden Bears and recorded 124 tackles, seven sacks, two forced fumbles and a fumble recovery...Started all 11 games at weakside linebacker as a senior and was named All-Pac 10 honorable mention and Academic All-Pac 10 after registering 60 tackles, 2.5 sacks and a pair of forced fumbles...As a junior, he started 11 games and notched 41 tackles and four sacks...Played in 10 games with two starts as a sophomore...Saw time in seven games as a redshirt freshman playing mainly on special teams after making the move from safety to linebacker.

2008 GAME BY GAME

Date	Opp.	DEFENSE									
		GP	ST	SOLO	AST	TOT	SACK/YDS	INT/YDS	PD	FF	FR
9/7	TB	X	X	6	2	8	0 0	1 2	1	0	0
9/14	@WAS						Inactive				
9/21	@DEN						Inactive				
9/28	SF	X	X	2	3	5	0 0	0 0	0	0	0
10/6	MIN	X	X	2	1	3	0 0	0 0	0	0	0
10/12	OAK	X	X	1	4	5	0 0	0 0	0	0	0
10/19	@CAR	X	X	5	3	8	0 0	0 0	0	0	0
10/26	SD	X	X	0	3	3	0 0	0 0	0	0	0
11/9	@ATL	X	X	11	4	15	0 0	0 0	0	0	0
11/16	@KC	X	X	5	5	10	0 0	0 0	0	1	0
11/24	GB	X	X	0	3	3	0 0	0 0	0	0	0
11/30	@TB	X	X	7	4	11	0 0	0 0	0	0	0
12/7	ATL	X	X	3	3	6	0 0	0 0	0	0	0
12/11	@CHI	X	X	6	4	10	0 0	1 17	0	0	0
12/21	@DET	X		5	2	7	0 0	0 0	0	0	0
12/28	CAR	X	X	5	5	10	0 0	0 0	0	0	0
2008 Season		14	13	58	46	104	0 0	2 19	1	1	0

PERSONAL – A two-sport standout at Rio Mesa, Calif., HS in football and basketball...At safety and linebacker collected 118 tackles, four sacks and five interceptions and 15 catches for 350 yards and six scores as a tight end...Graduated with a degree in political science and added a masters in education from California...Recruited by several Ivy League schools...Full name: Scott Anthony Fujita (pronounced Foo-GEE-ta)...Married, wife Jaclyn, and the couple has twins: Isabelle and Delilah.

SCOTTFUJITA



Year	Team	GP	GS	Tot	TACKLES			INTERCEPTIONS				FUMBLES				
					Solo	Asst	Sk	Yds	No	Yds	Lg	TD	PD	FF	FR	Yds
2002	Kansas City	16	9	63	49	14	1.0	8.0	0	0	0	0	6	0	0	0
2003	Kansas City	16	16	151	110	41	4.0	18.0	1	8	8	0	6	1	0	0
2004	Kansas City	16	16	112	71	41	4.5	25.0	0	0	0	0	3	0	0	0
2005	Dallas	16	8	58	43	15	2.0	17.0	0	0	0	0	1	2	0	0
2006	New Orleans	16	16	119	75	44	3.5	16.5	2	19	19	0	8	2	0	0
2007	New Orleans	15	15	119	79	40	3.0	26.0	0	0	0	0	6	3	2	0
2008	New Orleans	14	13	104	58	46	0.0	0.0	2	19	17	0	1	1	0	0
NFL totals		109	93	726	485	241	18.0	110.5	5	46	19	0	31	9	2	0
Saints totals		45	44	342	212	130	6.5	42.5	4	38	19	0	15	6	2	0

ADDITIONAL STATISTICS: Special Teams Tackles — (2002, 15); (2004, 1); (2005, 9); (2008, 1) Total: 26; Special Teams Fumble Recoveries — (2002,1) Total: 1

CAREER HIGHS: Tackles — 18, at Buffalo (10/26/03); Sacks — 2 (3x), last vs. Arizona (12/16/07); Interceptions — 1 (5x), last at Chicago (12/11/08); Passes Defensed — 2 (5x), last at Indianapolis (9/6/07); Forced Fumbles — 2, vs. Arizona (12/16/07); Fumble Recoveries — 1 (2x), last at Houston (11/18/07); Special Teams Tackles — 3, at San Diego (10/13/02).

POSTSEASON

Year	Team	GP	GS	Tot	TACKLES			INTERCEPTIONS				FUMBLES				
					Solo	Asst	Sk	Yds	No	Yds	Lg	TD	PD	FF	FR	Yds
2003	Kansas City	1	1	5	3	2	0.0	0.0	0	0	0	0	1	0	0	0
2006	New Orleans	2	2	15	12	3	0.0	0.0	0	0	0	0	0	0	0	0
NFL Totals		3	3	20	15	5	0.0	0.0	0	0	0	0	1	0	0	0
Saints Totals		2	2	15	12	3	0.0	0.0	0	0	0	0	0	0	0	0

POSTSEASON CAREER HIGHS: Tackles — 11, at Chicago (1/21/07); Sacks — 0; Interceptions — 0; Passes Defensed — 1, vs. Indianapolis (1/11/04); Forced Fumbles — 0; Fumble Recoveries — 0.



Randall GAY 20

HEIGHT: 5-11 WEIGHT: 190
 COLLEGE: LOUISIANA STATE
 JOINED SAINTS: UFA-08 (NE)
 NFL EXPERIENCE: 6
 BORN: 5/5/82

CB

NFL CAREER – Gay, a key free-agent signing prior to the 2008 season, proved to be a valuable addition to the Saints secondary. He ranked sixth on the team in tackles – leading all cornerbacks – paced the club with 17 pass defenses and added a sack. The veteran posted a career-high with 65 tackles and was one of the club's most consistent defenders despite playing through injuries. Gay inked a four-year contract with New Orleans after playing for New England for four seasons, where he appeared in six postseason contests, including a pair of Super Bowls. Throughout his career he has been a solid performer in both man-to-man coverage as well as zone defenses, and he showed his versatility in 2008 by starting at both right and left cornerback and has also started at free safety in his

2008 GAME BY GAME

Date	Opp.	DEFENSE			SOLO	AST	TOT	SACK/YDS	INT/YDS	PD	FF	FR
		GP	ST	X								
9/7	TB	X	X		5	2	7	0 0	0 0	1	0	0
9/14	@WAS							Inactive				
9/21	@DEN	X	X		0	2	2	0 0	0 0	0	0	0
9/28	SF							Inactive				
10/6	MIN	X			2	0	2	0 0	0 0	1	0	0
10/12	OAK	X	X		3	1	4	0 0	0 0	3	0	0
10/19	@CAR	X	X		1	1	2	0 0	0 0	1	0	0
10/26	SD	X	X		9	0	9	0 0	0 0	0	0	0
11/9	@ATL	X	X		4	2	6	0 0	0 0	1	0	0
11/16	@KC	X	X		5	1	6	0 0	0 0	5	0	0
11/24	GB	X	X		6	1	7	1 6	0 0	3	0	0
11/30	@TB	X	X		2	1	3	0 0	0 0	1	0	0
12/7	ATL	X	X		0	0	0	0 0	0 0	0	0	0
12/11	@CHI	X	X		3	2	5	0 0	0 0	0	0	0
12/21	@DET	X	X		1	1	2	0 0	0 0	1	0	0
12/28	CAR	X	X		8	2	10	0 0	0 0	0	0	0
2008 Season		14	13		49	16	65	1 6	0 0	17	0	0

career. A Louisiana native, Gay has five career interceptions, a forced fumble and three fumble recoveries, returning two fumbles for touchdowns.

CAREER TRANSACTIONS – Signed by Saints to a four-year contract (UFA-NE), 3/4/08; Re-signed by New England Patriots to a one-year contract (RFA), 5/30/07; Placed on injured reserve by New England, 9/27/06; Placed on injured reserve by New England, 11/15/05; Signed by New England Patriots as an undrafted rookie free agent, 4/29/04.

2008 – Started 13 of the 14 games he played..Inactive for two contests, and opened one at nickel corner...Posted seven tackles and knocked away a pair of passes in Saints' debut vs. Tampa Bay, Sept. 7...Suffered a nagging hamstring injury in the contest that kept him on the inactive list for the next contest. Though he would play in Week Three, he was back on the inactive list for Week Four and did not start upon his return vs. Minnesota, Oct. 6...Back in starting role vs. Oakland and had four stops and three pass defenses...Recorded nine solo stops in win vs. San Diego, Oct. 26...Opened at LCB and had and had six tackles and broke up a career-high five passes at Kansas City, Nov. 16...Had stellar day vs. Green Bay, Nov. 24, recording seven stops, knocking away three passes and notching his first sack on a corner blitz. **2007** – Played in all 16 games for New England, starting three, and had career-high three interceptions...Totaled 33 tackles (30 solo) and also forced a fumble that he recovered and returned for a TD...Interception at Cincinnati, Oct. 1, was first since 2004...Forced a fumble vs. Cleveland, Oct. 7, then raced 15 yards for a touchdown...Second INT came at Miami, Oct. 21, with a 31-yard return...Posted a season-high eight tackles (five solo) with a forced fumble in win over Jaguars in AFC Divisional Playoff, Jan. 12...Deflected two passes vs. N.Y. Giants in Super Bowl XLII. **2006** – Played in first three games before placed on injured reserve on Sept. 27 with hamstring injury...Had a tackle on defense and another on special teams. **2005** – Played in five games with two starts and recorded 11 tackles (10 solo), a pass defense and three special teams tackles...Placed on injured reserve with ankle injury, Nov. 15...Started at safety and had a season-high six tackles (five solo) vs.

Indianapolis, Nov. 7. **2004** – Started more games than any other Pats rookie (nine of 15 contests) and was lone first-year player to start all three postseason games...Posted 38 stops (34 solo) and two interceptions and returned a fumble for a TD...Tied for third on team with 18 tackles (16 solo) in playoffs...Had first career interception with 10-yard return vs. Miami, Oct. 10...Made first career start at free safety and tallied two solo tackles and a fumble recovery vs. N.Y. Jets, Oct. 24...Registered his first career touchdown on a 41-yard fumble return vs. Cleveland, Dec. 5...Had a team-high 11 tackles and a forced fumble in Patriots' 24-21 victory over Eagles in Super Bowl XXXIX.

COLLEGE – Started 16 of 42 games at LSU, recording 123 tackles (86 solo) with three sacks, two interceptions and 28 pass deflections...Finished senior season with 31 tackles, a pair of sacks, and 13 pass defenses...Started 11 games as a junior at left cornerback and one contest at free safety, recording a career-high 64 tackles...Played in every game as a sophomore, starting once, and had two interceptions and a sack... Played in five games as a reserve cornerback as a freshman...Majored in marketing.

PERSONAL – Full name: Randall Jerome Gay, Jr...Born in Baton Rouge, La....Nickname is "Blue"...Attended Brusly (La.) HS...Lettered four years in football, two in baseball and once in track...Played in only eight games as a senior due to a knee injury but still rushed for 1,067 yards and 13 touchdowns, caught three TDs and scored on a pair of punt returns...He and wife, Desha, have a son, Randall III.

RANDALL GAY

Year	Team	GP	GS	TACKLES			Yds	INTERCEPTIONS			FUMBLES					
				Solo	Asst	Sk		No	Yds	Lg	TD	PD	FF	FR	Yds	
2004	New England	15	9	38	34	4	0.0	0.0	2	23	13	0	6	0	2	41
2005	New England	5	2	11	10	1	0.0	0.0	0	0	0	0	1	0	0	0
2006	New England	3	0	1	1	0	0.0	0.0	0	0	0	0	0	0	0	0
2007	New England	16	3	33	30	3	0.0	0.0	3	52	31	0	7	1	1	15
2008	New Orleans	14	13	65	49	16	1.0	6.0	0	0	0	0	17	0	0	0
NFL totals		53	27	148	124	24	1.0	6.0	5	75	31	0	31	1	3	56
Saints totals		14	13	65	49	16	1.0	6.0	0	0	0	0	17	0	0	0

ADDITIONAL STATISTICS: Special Teams Tackles — (2005, 3); (2006, 1); (2007, 1) Total: 5.

CAREER HIGHS: Tackles — 10, vs. Carolina (12/28/08); Sacks — 1, vs. Green Bay (11/24/08); Interceptions — 1 (5x), last at Buffalo (11/18/07); Int. Ret for TD — 0; Passes Defensed — 5, at Kansas City (11/16/08); Forced Fumbles — 1, vs. Cleveland (10/7/07); Fumble Recoveries — 1 (3x), last vs. Cleveland (10/7/07); Fumble Ret for TD — 1 (2x), last vs. Cleveland (10/7/07).

POSTSEASON

Year	Team	GP	GS	TACKLES			Yds	INTERCEPTIONS			FUMBLES					
				Solo	Asst	Sk		No	Yds	Lg	TD	PD	FF	FR	Yds	
2004	New England	3	3	18	16	2	0.0	0.0	0	0	0	0	1	1	0	0
2007	New England	3	1	9	6	3	0.0	0.0	0	0	0	0	2	1	0	0
NFL totals		6	4	27	22	5	0.0	0.0	0	0	0	0	3	2	0	0

POSTSEASON CAREER HIGHS: Tackles — 11, vs. Philadelphia (2/6/05); Sacks — 0; Interceptions — 0; Int. Ret for TD — 0; Passes Defensed — 2, vs. N.Y. Giants (2/3/08); Forced Fumbles — 1 (2x), last vs. Jacksonville (1/12/08); Fumble Recoveries — 0.

OWNERSHIP

FOOTBALL

ADMINISTRATION

RECORDS

HISTORY


OWNERSHIP

FOOTBALL

ADMINISTRATION

RECORDS

HISTORY



Jonathan GOODWIN 76

HEIGHT: 6-3 WEIGHT: 318
 COLLEGE: MICHIGAN
 JOINED SAINTS: UFA-06 (NYJ)
 NFL EXPERIENCE: 8
 BORN: 12/2/78

C

NFL CAREER – Goodwin assumed leadership of the offensive line in 2008, taking the reins as the club's starting center and stewarding a unit that surrendered only 13 sacks. He distinguished himself in both pass protection and run blocking and also made all of the line calls. In his career, Goodwin has opened 28 of 100 contests, including all 13 games at center that he appeared in last season. He joined the Saints in 2006 after being signed as an unrestricted free agent from the New York Jets, where he showed his versatility by also starting 10 games at left guard. Goodwin was a solid performer at the University of Michigan, starting 20 of 29 career games while playing every position on the offensive front other than left tackle.

CAREER TRANSACTIONS – Re-signed by Saints to a three-year contract, 2/27/08; Signed by the Saints to a two-year contract (UFA-NYJ), 3/27/06; Signed to one-year contract by New York Jets (RFA), 4/5/05; Signed to three-year contract by New York, 7/24/02; Selected by New York in fifth round (154th overall) of the 2002 NFL Draft.

2008 – Started all 13 games he appeared in, missing three contests with an injured knee...Offensive line allowed only 13 sacks - a club record - despite the Saints leading the NFL in passing attempts...Injured his left knee at Carolina, Oct. 19, and on the inactive list for the next three games...Returned to action vs. Green Bay, Nov. 24, and the Saints would score 51 points...Played in his 100th career game vs. Carolina, Dec. 28. **2007** – Played in 13 games, starting two...On active roster but did not play in three contests...Appeared primarily on special teams until vs. Atlanta, Oct. 21, when he subbed for injured C Jeff Faine and threw a key block on a 24-yard touchdown run by RB Pierre Thomas...Started in victory at San Francisco, Oct. 28...Had a standout performance vs. Jacksonville, Nov. 4, helping offense to big day while taking on DT tandem of John Henderson and Marcus Stroud...Returned to special teams units for remainder of season. **2006** – Appeared in all 16 games, primarily on special teams, also played center vs. Carolina, Dec. 31. **2005** – Saw action on offensive line and on special teams for first five weeks...Came off bench in Week Six at Buffalo after C Kevin Mawae was injured...Had fourth career start (at LG) at Atlanta, Oct. 24, where he started the rest of season. **2004** – Saw time on special teams and as reserve at guard...Made first career start at right guard vs. San Francisco, Oct. 17, and started the next two games. **2003** – Played in 15 games, mostly on special teams, and was also in rotation at right guard. **2002** – Played in 13 of 16 games, primarily on special teams.

COLLEGE – Began career at Ohio University before transferring to Michigan in 1998...Started 20 of 29 career games...Played four positions (center, right guard, left guard and right tackle) for the Wolverines...All-Big 10 as a senior...Sat out 1998 under NCAA transfer rules...Started every game at right guard as a freshman at Ohio.

PERSONAL – Brother, Harold (1995-96) played at guard at Michigan... Sports Management and Communications major...“Top 100” choice as a senior at Lower Richland (S.C.) as a senior...Born Dec. 2, 1978 in Columbia, S.C.

JONATHAN GOODWIN

Games Played/Started: N.Y. Jets — (2002, 12/0); (2003, 15/0); (2004, 15/3); (2005, 16/10) New Orleans — (2006, 16/0); (2007, 13/2); (2008, 13/13) Totals: 100/28; Saints Totals: 42/15

POSTSEASON

Games Played/Started: N.Y. Jets — (2004, 2/0); New Orleans — (2006, 2/0) Totals: 4/0; Saints Totals: 2/0



Charles GRANT 94

HEIGHT: 6-3 WEIGHT: 285
 COLLEGE: GEORGIA
 JOINED SAINTS: D1B-02
 NFL EXPERIENCE: 8
 BORN: 9/3/78

DE

NFL CAREER – A cornerstone of the Saints defense since his arrival, Grant has consistently been a force as a pass rusher and against the run. He anchors the left side of the defensive line and ranks 10th in club history with 41.5 sacks. The former first round pick out of Georgia has started 90 games since joining the Saints in 2002, more than any other player over that span. His 2008 season was derailed after eight games with a triceps injury, landing Grant on injured reserve for the first time in his career. He was off to a strong start, including notching 41 tackles, posting his first multi-sack game since 2004 and teaming with DT Sedrick Ellis for a safety. Combining with Will Smith to give the Saints one of the top defensive end tandems in the league, in his career Grant has posted 452 tackles, 13 forced fumbles, five fumble recoveries – including one in 2002 that he returned 34 yards for a touchdown – and an interception. No player in club history has posted more sacks in his first three years than the 27.5 that Grant had from 2002-04.

CAREER TRANSACTIONS – Placed on injured reserve, 11/3/08, Re-signed to seven-year contract, 4/27/07; Designated Franchise Player, 2/20/07; Signed to a six-year contract, 7/27/02; Selected in the first round (25th overall) of the 2002 NFL Draft.

2008 – Started all eight games he appeared in, suffering an injured triceps vs. San Diego, Oct. 26 that would ultimately land him on injured reserve the following week...Season totals included 41 tackles (24 solo), three sacks and two deflected passes...Opened the season strong with five tackles (three solo) and a sack vs. Tampa Bay, Sept. 7...At Denver, Sept. 21, had seven tackles, including a safety when he and DT Sedrick Ellis tackled RB Andre Hall in the end zone... Posted two sacks vs. San Francisco, Sept. 28, his first multi-sack game since 2004 finale. Added six stops and a deflected pass...Had a season-high nine tackles at Carolina, Oct. 19...Injured triceps in third quarter vs. San Diego, Oct. 26.

2007 – Started all 14 games he appeared in at LDE, missing two contests with an injured ankle, marking the first contests of his career he did not play...Posted 55 tackles (35 solo), 2.5 sacks and knocked down a pair of passes...At Seattle had a sack and three tackles, Oct. 14...Earned a defensive game ball vs. Atlanta, Oct. 21 with five tackles (four solo), a half-sack and two tackles for a loss. Was a constant presence in the Falcons' backfield...Suffered first-quarter ankle sprain at San Francisco, Oct. 28, an injury that would be problematic for the rest of the season...Started the following week vs. Jacksonville and had three tackles but was on the inactive list for the next two contests, ending his streak of 88-straight games played...Returned at Carolina, Nov. 25 and had a pair of tackles... Notched five solo stops and a sack vs. Philadelphia, Dec. 23.

2006 – For fifth straight season appeared in all 16 games, all starts at LDE, running his streak to 80 games played...Posted six sacks, led defensive line with 71 tackles (52 solo), a team-high three forced fumbles, four deflected passes and a pair of fumble recoveries...Had five tackles and a forced fumble at Green Bay, Sept. 17... Notched a sack with five stops vs. Atlanta, Sept. 25...Oct. 8, vs. Tampa Bay, had a season-high nine tackles (four solo), a sack and a forced fumble. Also credited with three QB pressures...Turned in another big game at Tampa Bay, Nov. 5, with seven tackles, a sack, a deflected pass, a forced fumble and a fumble recovery...Recorded a sack for a 12-yard loss and six solo stops at Atlanta, Nov. 26... Posted five tackles, a pass defense and a fumble recovery at NY Giants, Dec. 24...Started both postseason contests, and had seven tackles (four solo) vs. Philadelphia in NFC Divisional Playoff vs. Philadelphia, 1/13/07.

2005 –

2008 GAME BY GAME

Date	Opp.	DEFENSE									
		GP	ST	SOLO	AST	TOT	SACK/YDS	INT/YDS	PD	FF	FR
9/7	TB	X	X	3	2	5	1 8	0 0	0	0	0
9/14	@WAS	X	X	3	0	3	0 0	0 0	0	0	0
9/21	@DEN	X	X	5	2	7	0 0	0 0	0	0	0
9/28	SF	X	X	3	3	6	2 12	0 0	1	0	0
10/6	MIN	X	X	2	5	7	0 0	0 0	0	0	0
10/12	OAK	X	X	2	1	3	0 0	0 0	0	0	0
10/19	@CAR	X	X	5	4	9	0 0	0 0	0	0	0
10/26	SD	X	X	1	0	1	0 0	0 0	1	0	0
11/9	@ATL										
11/16	@KC										
11/24	GB										
11/30	@TB										
12/7	ATL										
12/11	@CHI										
12/21	@DET										
12/28	CAR										
2008 Season		8	8	24	17	41	3 20	0 0	2	0	0

Injured Reserve 11/3

! WORTHNOTING

Grant has started 90 games since arriving in New Orleans as a No. 1 pick out of Georgia in 2002, more than any other player on the roster.

No player in club history has posted more sacks in his first three years than the 27.5 that Grant had from 2002-04

Over the last seven seasons, no Saints' defender has posted more tackles (452), sacks (41.5) and forced fumbles (13).

Appeared in all 16 contests and started 14 at RDE, recording 75 tackles (52 solo), 2.5 sacks, a pass defense and a fumble recovery...Notched eight tackles and a sack vs. Buffalo, Oct. 2...Recorded 11 tackles (seven solo), a half sack and a fumble recovery vs. Carolina, Dec. 18.

2004 – Started all 16 contests for the second-straight season and paced defensive line with 113 tackles (69 solo) with a career-high 10.5 sacks...Added six pass defenses, three forced fumbles, a fumble recovery and an interception...Sack total ranked 11th in NFC... Started every game at LDE for first time in career, having also opened games on right side in 2003...Had top performance at St. Louis, Sept. 26 with a career-high three sacks and six tackles (three solo)...Notched a sack, eight tackles and a pass defense at Arizona, Oct. 3...Had two sacks, eight tackles and a forced fumble vs. Tampa Bay, Oct. 10...Led NFL over first six contests with 7.5 sacks...Had an interception with an eight-yard return and nine tackles (six solo) at Atlanta, Nov. 28... Posted a career-high 12 tackles (11 solo), two sacks, a forced fumble and a pass defense at Carolina, 1/2/05.

2003 – Started all 16 games and led team with 10 sacks and three forced fumbles and led defensive line with 53 tackles (39 solo)... Had six tackles, two sacks and a pass defense at Seattle, Sept. 7...Added sack and five stops (two solo) vs. Houston, Sept. 14...Had five tackles (four solo), a pair of sacks and two forced fumbles vs. Chicago, Oct. 12...Had sack in each of final three games.

2002 – Finished second on squad with seven sacks and added 36 tackles (32 solo), two pass defenses, four forced fumbles and a fumble recovery...Appeared in 16 games, starting six at LDE...Started in NFL debut at Tampa Bay, Sept. 8, and had a sack...Started at LDE for games 4-8...Recorded eight tackles, a sack and forced fumble vs. Pittsburgh, Oct. 6...Had a solo tackle, a pass defense and a 34-yard fumble return for a TD at Carolina, Nov. 10... Posted four tackles, two sacks and forced fumble at Cincinnati, Dec. 22.

COLLEGE – Three-year letterman and two-year starter at Georgia... Ended career with 136 tackles and 15 sacks...Sack total ranked sixth on school's all-time list upon departure...Totaled 63 tackles and six sacks as a junior in 2001... As a freshman, recorded 33 tackles and seven sacks, while also rushing for 79 yards and three touchdowns at fullback...Majored in arts and sciences.

PERSONAL – Played offense and defense at Hargrave Military Academy in 1998...Posted 12 sacks, two interceptions and 84 tackles in 1998...A fixture in the Saints' community relations efforts in New Orleans and also holds a free football clinic at his hometown of Colquitt, Ga...A Parade Magazine 1997 All-

OWNERSHIP
FOOTBALL
ADMINISTRATION
RECORDS
HISTORY

OWNERSHIP
FOOTBALL
ADMINISTRATION
RECORDS
HISTORY

American...Tied RB Herschel Walker's state single-season touchdown record with 45 in 1997 and added 3,472 all-purpose yards...Totalled 101 touchdowns in his three-year career at Miller County HS...Cousin of Washington Redskins DE Phillip Daniels, who also went to Georgia...Born Sept. 3, 1978 in Colquitt, Ga.

CHARLESGRANT

Year	Team	GP	GS	Tot	TACKLES			Yds	INTERCEPTIONS				FUMBLES			
					Solo	Asst	Sk		No	Yds	Lg	TD	PD	FF	FR	Yds
2002	New Orleans	16	6	36	32	4	7.0	40.0	0	0	0	0	2	4	1	34
2003	New Orleans	16	16	61	47	14	10.0	42.0	0	0	0	0	5	3	0	0
2004	New Orleans	16	16	113	69	44	10.5	73.0	1	8	8	0	6	3	1	0
2005	New Orleans	16	14	75	52	23	2.5	22.5	0	0	0	0	1	0	1	23
2006	New Orleans	16	16	71	52	19	6.0	56.0	0	0	0	0	4	3	2	0
2007	New Orleans	14	14	55	35	20	2.5	6.5	0	0	0	0	2	0	0	0
2008	New Orleans	8	8	41	24	17	3.0	20.0	0	0	0	0	2	0	0	0
NFL totals		102	90	452	311	141	41.5	260.0	1	8	8	0	22	13	5	57

ADDITIONAL STATISTICS: Kickoff Returns — (2002, 2 ret., 10 yds., 5.0 avg., 5 LG) **Total: 2 ret., 10 yds., 5.0 avg., 5 LG.**

CAREER HIGHS: Tackles — 12, at Carolina (1/2/05); Sacks — 3, at St. Louis (9/26/04); Interceptions — 1, at Atlanta (11/28/04); Forced Fumbles — 2, vs. Chicago (10/12/03); Fumble Recoveries — 1 (5x), last at New York Giants (12/24/06); Fumbles Ret for TD — 1, at Carolina (11/10/02).

POSTSEASON

Year	Team	GP	GS	Tot	TACKLES			Yds	INTERCEPTIONS				FUMBLES			
					Solo	Asst	Sk		No	Yds	Lg	TD	PD	FF	FR	Yds
2006	New Orleans	2	2	8	5	3	0.0	0.0	0	0	0	0	0	0	0	0
Postseason		2	2	8	5	3	0.0	0.0	0	0	0	0	0	0	0	0

POSTSEASON CAREER HIGHS: Tackles — 7, vs. Philadelphia (1/13/07); Sacks — 0; Interceptions — 0; Forced Fumbles — 0; Fumble Recoveries — 0.



Skyler GREEN 10

HEIGHT: 5-9 WEIGHT: 190
 COLLEGE: LOUISIANA STATE
 JOINED SAINTS: FA-08
 NFL EXPERIENCE: 3
 BORN: 9/12/84

WR

NFL CAREER – After spending the majority of the 2008 season on the practice squad, Green made the most of a late-season promotion, appearing in the final two games and returning four kickoffs for 160 yards. He averaged 33.3 yards in his brief duty, including returns of 60 and 42 yards. A New Orleans native and former LSU standout, Green was originally a fourth-round draft pick of the Dallas Cowboys in 2005. Over the last four seasons, he has appeared in 11 games - two with the Saints, two with the Cowboys and seven with the Cincinnati Bengals. He was signed by New Orleans as a free agent following the 2007 season following his stint with the Bengals.

CAREER TRANSACTIONS – Signed to active roster, 12/20/08; Signed to practice squad, 8/31/08; Waived, 8/30/08; Signed by Saints as a free agent, 1/3/08; Signed to practice squad of Cincinnati Bengals, 11/7/07; Waived by Cincinnati, 11/5/07; Claimed off waivers by Cincinnati, 12/15/06; Waived by Dallas Cowboys, 12/14/06; Re-signed by Dallas, 12/11/06; Waived by Dallas, 12/7/06; Signed by Dallas to active roster, 10/13/06; Signed to Dallas practice squad, 9/4/06; Waived by Dallas, 9/2/06; Drafted by Dallas in the fourth round (125th overall) of the 2006 NFL Draft.

2008 – Signed to the active roster, Dec. 20, and was active for the final two contests...Totalled four kickoff returns for 133 yards (33.3 avg.), including a 60-yard return at Detroit, and a 42-yard burst vs. Carolina...Went to training camp with the Saints before being waived at the final cut-down to 53 players and being signed to the practice squad, where he spent the first 14 games. **2007** – Split year between Bengals' active roster and practice squad, playing in seven games, catching three passes for 33 yards, had one rush for one yard, returned three kickoffs for an average of 19.7 yards and averaged 4.2 yards on nine punt returns...Had an 18-yard catch on Sept. 16 at Cleveland and two catches for 15 yards on Sept. 23 at Seattle...Inactive for Game 8...Waived on Nov. 5, and signed Nov. 7 to Bengals practice squad. **2006** – Signed Oct. 13 to Dallas active roster from practice squad... Made NFL regular-season debut Oct. 15 vs. Houston, with three punt returns for 1.7-yard average...Saw action Nov. 5 at Washington, averaging 10.5 yards on two punt returns and 19.7 yards on three kick returns... Waived on Dec. 7, re-signed to Dallas roster on Dec. 11, and waived again Dec. 14...Acquired by Bengals on waivers on Dec. 15...Inactive for Cincinnati in Games 14-16.

COLLEGE – Played 44 games over four seasons (2002-05) at LSU, and finished career with school-record four touchdowns on punt returns...Compiled 1,064 career yards on 77 punt returns (13.8 avg.), and also had 792 yards on 38 kickoff returns (20.8)...Had 111 career receptions for 1,129 yards (10.2) and nine touchdowns...Added 31 rushes for 258 yards (8.3) with one score...Top season for yards from scrimmage was 2003, when he played 14 games for BCS national title team and caught 48 passes for 519 yards with five TDs and rushed eight times for 90 yards with another score...Led the nation in punt return average (18.5) in 2003...Scored LSU's first touchdown in national title game vs. Oklahoma on a 24-yard run.

PERSONAL – Born Sept. 12, 1984 in Houma, La...Played at L.W. Higgins (Marrero, La.) HS, where he rushed for 2,174 yards on 194 carries as a senior QB...Has a daughter, Siena...Cousin of two former LSU players who have been in NFL - DL Jarvis Green (New England) and DL Howard Green (formerly with Baltimore, New Orleans, Seattle, and currently with the New York Jets).

OWNERSHIP
FOOTBALL
ADMINISTRATION
RECORDS
HISTORY


OWNERSHIP
FOOTBALL
ADMINISTRATION
RECORDS
HISTORY

SKYLERGREEN

Year	Team	GP	GS	RECEIVING				Lg	TD	RUSHING			
				No	Yds	Avg				Att	Yds	Avg	Lg
2006	Dallas	2	0	0	0	0.0	0	0	0	0	0.0	0	0
2007	Cincinnati	7	0	3	33	11.0	18	0	1	1	1.0	1	0
2008	New Orleans	2	0	0	0	0.0	0	0	0	0	0.0	0	0
NFL totals		11	0	3	33	11.0	18	0	1	1	1.0	1	0
Saints totals		2	0	0	0	0.0	0	0	0	0	0.0	0	0

Year	Team	KICKOFF RETURNS					PUNT RETURNS					
		No	Yds	Avg	Lg	TD	No	FC	Yds	Avg	Lg	TD
2006	Dallas	3	59	19.7	21	0	5	3	26	5.2	13	0
2007	Cincinnati	0	0	0.0	0	0	9	10	38	4.2	9	0
2008	New Orleans	4	133	33.3	60	0	0	1	0	0.0	0	0
NFL totals		7	192	27.4	60	0	14	14	64	4.6	13	0
Saints totals		4	133	33.3	60	0	0	1	0	0.0	0	0

CAREER HIGHS: Receptions — 2, at Seattle (9/23/07); Receiving Yards — 18, at Cleveland (9/16/07); Long Reception — 18, at Cleveland (9/16/07); Receiving TDs — 0; Rushes — 1, at Seattle (9/23/07); Rushing Yards — 1, at Seattle (9/23/07); Long Rush — 1, at Seattle (9/23/07); Rushing TDs — 0; Kickoff Returns — 3, at Washington (11/5/06); Kickoff Return Yards — 73, vs. Carolina (12/28/08); Long Kickoff Return — 60, at Detroit (12/21/08); Kickoff Returned for TD — 0; Punt Returns — 4, at Kansas City (10/14/07); Punt Return Yards — 21 at Washington (11/5/06); Long Punt Return — 13 at Washington (11/5/06); Punt Returned for TD — 0.



Jabari GREER 32

HEIGHT: 5-11 WEIGHT: 180
 COLLEGE: TENNESSEE
 JOINED SAINTS: UFA-09 (BUF)
 NFL EXPERIENCE: 6
 BORN: 2/11/82

CB

NFL CAREER – Signed as an unrestricted free agent in March, Greer was one of the club's top additions of the offseason and with his speed, awareness and ball skills is expected to bolster the club's secondary. Entering his sixth season, he was a key contributor for the Buffalo Bills over the last two seasons after emerging as a full-time starter. Greer has opened 26 of 70 career contests, posting 140 tackles along with four interceptions, two sacks and a pair of forced fumbles. Since becoming a starter in 2007, he has returned two interceptions for touchdowns and deflected 26 passes. Greer ranks among the NFL's fastest defensive backs, as he was also a standout on the University of Tennessee's track squad.

CAREER TRANSACTIONS – Signed by Saints to a four-year contract (UFA-BUF), 3/4/09; Re-signed by Buffalo Bills to a two-year contract, 3/1/07; Signed by Buffalo as an undrafted free agent, 4/26/04.

HONORS – **2007:** AFC Defensive Player of the Week (Week 4).

2008 – Started all 10 games he appeared in for Buffalo and tallied 43 tackles (35 solo), two interceptions - both which he returned for TDs - nine pass defenses and a forced fumble....Inactive for final six games due to a knee injury... Posted a forced fumble with two solo tackles and a pair of pass defenses in opener vs. Seattle, Sept. 7...Returned an interception 33 yards for a go-ahead touchdown at St. Louis, Sept. 28, in addition to six solo tackles and three passes defended...Led team with a 12-tackle (nine solo) performance at Arizona, Oct. 5, the first double-digit tackle game of his career...For the second straight game, led the defense in tackles with nine solo stops vs. San Diego, Oct.19... Intercepted a Brett Favre pass and returned the ball 42 yards for a touchdown vs. NY Jets, Nov. 2, becoming the 12th player in Bills history to have two or more interception returns for touchdowns in a career. **2007** – Posted career-highs with 47 total tackles (40 solo), two interceptions and 17 pass defenses, playing in all 16 games for the third consecutive year and making a career-high 13 starts... In fourth quarter vs. New York Jets, Sept. 30, posted first career interception.

! WORTHNOTING

Returned two interceptions for touchdowns in 2008, one of only six players in the NFL to achieve the feat last season.

Has started the last 23 games of his career, though inactive for the final six contests of 2008 with a knee injury. Despite the injury last season – missing his first games since joining the NFL – Greer had 43 stops, a pair of interceptions, a forced fumble and broke up nine passes.

Also served as one of Buffalo's top special teams players during his stint with the Bills, posting 44 stops for the coverage units.

Named AFC Defensive Player of the Week in 2007 against the New York Jets after recording a fourth-quarter interception, six tackles and deflecting a pair of passes.

Also had six tackles and deflected a pair of passes to earn AFC Defensive Player of the Week honors...The following week vs. Dallas, Oct. 8, recorded his second career interception in addition to five tackles and three pass defenses - including breaking up a potential two-point conversion late in the fourth quarter...Against Cincinnati, Nov. 4, notched his first career forced fumble, jarring the ball loose from Chad Johnson. **2006** – Played in all 16 games for the second consecutive season and ranked second on the club with 20 tackles on special teams, serving as a key contributor as a gunner on a punt coverage unit that tied for first in NFL in net punting average (39.2)...Added four solo tackles and a pass defense...Led special teams units with five solo tackles vs. Green Bay, Nov. 5. **2005** – A valuable asset as a reserve defensive back and on special teams, starting two games and posting 28 tackles (23 solo), a sack, two pass defenses and 15 special teams stops (11 solo)...Helped special teams units rank first in NFL in rankings compiled by *Dallas Morning News*...Served as nickelback vs. Houston, Sept. 11, and recorded his second career sack...Started at cornerback, posting nine tackles (seven solo), vs. Carolina, Nov. 27. **2004** – Played in 12 of 16 games, starting at Baltimore in Week Seven, and tallied 18 tackles (12 solo), one sack, four passes defended and three special teams tackles on the season...Registered first career sack vs. St. Louis, Nov. 21 and added three tackles.

OWNERSHIP
FOOTBALL
ADMINISTRATION
RECORDS
HISTORY

OWNERSHIP
FOOTBALL
ADMINISTRATION
RECORDS
HISTORY

COLLEGE – Three-year starter who was playmaker in Volunteers' secondary...Carried on school's tradition of standout two-sport stars, as he also excelled in track, running 13.32 in 110-meter hurdles, third all-time in school history... 2003 NCAA champion in 60-meter indoor hurdles...Two-time SEC champion indoor/outdoor hurdles broke Willie Gault's record in 60 meter hurdles (7.55)... Also ran on 4x100 meter relay...Set a school record by appearing in 51 games on the gridiron...Closed career with 147 tackles (119 solo), 3.5 sacks, a fumble recovery, one forced fumble, two interceptions and 33 pass deflections while starting 34 contests.

PERSONAL – Full name: Jabari Amin Greer...Born in Milwaukee, Wis...Attended South Side (Jackson, Tenn.) HS...All-State selection in Class 3A in 1999...Three-year starter at wide receiver and cornerback and also played tailback...Set the school record with six defensive touchdowns...Seven-time state champion in track and field...Graduated from Tennessee with a degree in psychology.

JABARIGREER

Year	Team	GP	GS	Tot	TACKLES			Yds	INTERCEPTIONS					FUMBLES		
					Solo	Asst	Sk		No	Yds	Lg	TD	PD	FF	FR	Yds
2004	Buffalo	12	1	18	12	6	1.0	13.0	0	0	0	0	4	0	0	0
2005	Buffalo	16	2	28	23	5	1.0	10.0	0	0	0	0	2	0	0	0
2006	Buffalo	16	0	4	4	0	0.0	0.0	0	0	0	0	1	0	0	0
2007	Buffalo	16	13	47	40	7	0.0	0.0	2	1	2	0	17	1	0	0
2008	Buffalo	10	10	43	35	8	0.0	0.0	2	75	42t	2	9	1	0	0
NFL totals		70	26	140	114	26	2.0	23.0	4	76	42t	2	33	2	0	0

ADDITIONAL STATISTICS: Special Teams Tackles — (2004, 3); (2005, 15); (2006, 20); (2007, 6) **Total: 44;** Rushing — 1 carry for -6 yards in 2004.

CAREER HIGHS: Tackles — 12, at Arizona (10/5/08); Sacks — 1 (2x), last vs. Houston (9/11/05); Interceptions — 1 (4x), last vs. N.Y. Jets (11/2/08); Int. Ret for TD — 1 (2x), last vs. N.Y. Jets (11/2/08); Passes Defensed — 3 (2x), last at Jacksonville (11/25/07); Forced Fumbles — 1 (2x), last vs. Seattle (9/7/08); Fumble Recoveries — 0; Fumble Ret for TD — 0.



Anthony HARGROVE 69

HEIGHT: 6-3 WEIGHT: 272
 COLLEGE: GEORGIA TECH
 JOINED SAINTS: UFA-09 (BUF)
 NFL EXPERIENCE: 5
 BORN: 7/20/83

DE

NFL CAREER – A veteran who will add quality depth and experience to the defensive front, Hargrove signed with the Saints in May and has been a solid contributor during his stints with Buffalo and St. Louis. During his four-year NFL career, he has played in 57 regular season games (19 starts), and

recorded 192 tackles, with 10.5 sacks, five deflected passes, a forced fumble and two fumble recoveries. Hargrove has also been a top contributor on special teams, with 28 stops.

CAREER TRANSACTIONS – Signed by Saints (UFA-BUF), 5/18/09; Placed on NFL Reserve/Suspended list, 1/22/08; Reinstated by NFL, 10/3/07; Placed on NFL Reserve/Suspended list, 8/11/07; Re-signed by Buffalo Bills (RFA), 4/17/07; Acquired by Buffalo from St. Louis Rams in exchange for a 2007 fifth round draft choice, 10/16/06; Selected in the third round by St. Louis (91st overall) in the 2004 NFL Draft.

2008 – Suspended for season by NFL. **2007** – Appeared in 12 games and recorded 40 tackles (19 solo) and 1.5 sacks, while finishing among team leaders with a career-high 11 special teams stops (10 solo)...Recorded a sack vs. Miami, Dec. 9. **2006** – After starting season with Rams, was acquired by Bills, Oct. 16, in midseason trade...Appeared in 14 games overall with two starts and made 34 tackles (16 solo) and 1.5 sacks...Notched four tackles, a sack and an assisted special teams tackle vs. Jacksonville, Nov. 26 in top game with Buffalo. **2005** – With St. Louis, appeared in all 16 games with 15 starts and posted 82 tackles, ranked second on club with 6.5 sacks and added four pass defenses, two fumble recoveries and five special teams stops...Collected a career-high nine tackles (five solo) at Houston, Nov. 27...Made six tackles and a sack vs. Philadelphia, Dec. 18...Had four tackles (three solo), a career-high two sacks and a fumble recovery at Dallas, Jan. 1. **2004** – Played in 15 of 16 games, making two starts and notched 36 tackles (23 solo), a sack, a forced fumble and five special teams stops...Also started two playoff games and made nine tackles (four solo)... Notched seven solo tackles, adding a forced fumble on first career sack, which was recovered by Leonard Little and returned 61 yards for a TD at Arizona, Dec. 19...Opened both playoff games and totaled nine tackles (four solo).

COLLEGE – Started 13 of 24 games for the Yellow Jackets with 70 tackles (36 solo), adding six sacks, 19 tackles for loss, two forced fumbles, a pair of fumble recoveries and three deflected passes...Started every game at weakside defensive end as sophomore...Majored in management.

PERSONAL – Full name: Anthony La'ron Hargrove...Born in Brooklyn, N.Y...Attended Port Charlotte (Fla.) HS...Made 160 tackles as a senior, also passing for 900 yards and rushing for 800 yards, playing safety and quarterback...Honorable mention all-state selection (Class 4A) by the Florida Sportswriters Association...Also the two-time MVP of the basketball team.

OWNERSHIP
FOOTBALL
ADMINISTRATION
RECORDS
HISTORY

OWNERSHIP
FOOTBALL
ADMINISTRATION
RECORDS
HISTORY

ANTHONY HARGROVE

Year	Team	GP	GS	Tot	TACKLES			Yds	INTERCEPTIONS			FUMBLES				
					Solo	Asst	Sk		No	Yds	Lg	TD	PD	FF	FR	Yds
2004	St. Louis	15	2	36	23	13	1.0	10.0	0	0	0	0	1	1	0	0
2005	St. Louis	16	15	82	43	39	6.5	28.0	0	0	0	0	4	0	2	1
2006	St. Louis	4	2	9	4	5	0.5	6.5	0	0	0	0	0	0	0	0
	Buffalo	10	0	25	12	13	1.0	3.0	0	0	0	0	0	0	0	0
2007	Buffalo	12	0	40	19	21	1.5	5.0	0	0	0	0	0	0	0	0
2008	DID NOT PLAY															
NFL totals		57	19	192	101	91	10.5	52.5	0	0	0	0	5	1	2	1

ADDITIONAL STATISTICS: Special Teams Tackles — (2004, 5); (2005, 5); (2006, 7); (2007, 11) Total: 28.

CAREER HIGHS: Tackles — 9, at Houston (11/27/05); Sacks — 2, at Dallas (1/1/06); Interceptions — 0; Passes Defensed — 2, vs. New Orleans (10/23/05); Forced Fumbles — 1, at Arizona (12/19/04); Fumble Recoveries — 1 (3x), last at Dallas (1/1/06).

POSTSEASON

Year	Team	GP	GS	Tot	TACKLES			Yds	INTERCEPTIONS			FUMBLES				
					Solo	Asst	Sk		No	Yds	Lg	TD	PD	FF	FR	Yds
2004	St. Louis	2	2	9	4	5	0.0	0.0	0	0	0	0	0	0	0	0
NFL Totals		2	2	9	4	5	0.0	0.0	0	0	0	0	0	0	0	0

POSTSEASON CAREER HIGHS: Tackles — 5, at Atlanta (1/15/05); Sacks — 0; Interceptions — 0; Passes Defensed — 0; Forced Fumbles — 0; Fumble Recoveries — 0.



Roman HARPER 41

HEIGHT: 6-1 WEIGHT: 200
 COLLEGE: ALABAMA
 JOINED SAINTS: D2-06
 NFL EXPERIENCE: 4
 BORN: 12/11/82

S

NFL CAREER – Rangy and a solid tackler, Harper has been a constant in the secondary over the last two seasons, and the rugged safety has started all 36 games he has been active for in his career. In 2008, he posted a career-high 106 tackles after leading all NFL defensive backs in sacks with four in 2007. Harper has forced four fumbles in his career, notched five games with double-digit tackle totals and has five interceptions, including one he returned for a touchdown in 2007. The former second-round pick was immediately inserted into the starting lineup before suffering a season-ending knee injury five games into his rookie season. Throughout his career Harper has also been a key special teams player on the coverage units, with 22 tackles.

CAREER TRANSACTIONS – Placed on injured reserve, 10/10/06; Agreed to terms on a four-year contract, 7/25/06; Selected in the second round (43rd overall) of the 2006 NFL Draft.

HONORS – 2007: Ed Block Courage Award (vote by teammates).

2008 – Started all 15 games he appeared in at strong safety, inactive at Washington, Sept. 14 with an injured hamstring...Finished third on the team with a career-high 106 tackles (72 solo) and added nine pass defenses and a forced fumble...Also had 12 special teams tackles...Led the secondary with eight stops in the opener vs. Tampa Bay and added two special teams tackles Sept. 7...Had 10 tackles (seven solo) vs. San Francisco, Sept. 28, the first of four times he would reach double digits...Posted 10 solo stops and knocked away a pass at Kansas City, Nov. 16...Had two pass defenses and 10 tackles (six solo) vs. Green Bay, Nov. 24...At Tampa Bay, Nov. 30, had a season-high four special teams tackles...Deflected a pass, forced a fumble and posted three tackles at Detroit, Dec. 21...Had 10 tackles (eight solo) vs. Carolina, Dec. 28. **2007** – Started all 16 games at strong safety, posting 96 tackles (63 solo) to tie for third on the

2008 GAME BY GAME

Date	Opp.	DEFENSE			SOLO	AST	TOT	SACK/YDS	INT/YDS	PD	FF	FR
		GP	ST	YDS								
9/7	TB	X	X		5	3	8	0	0	0	0	0
9/14	@WAS						Inactive					
9/21	@DEN	X	X		4	3	7	0	0	1	0	0
9/28	SF	X	X		7	3	10	0	0	1	0	0
10/6	MIN	X	X		5	4	9	0	0	0	0	0
10/12	OAK	X	X		3	2	5	0	0	1	0	0
10/19	@CAR	X	X		5	1	6	0	0	1	0	0
10/26	SD	X	X		1	2	3	0	0	0	0	0
11/9	@ATL	X	X		4	2	6	0	0	0	0	0
11/16	@KC	X	X		10	0	10	0	0	1	0	0
11/24	GB	X	X		6	4	10	0	0	2	0	0
11/30	@TB	X	X		3	2	5	0	0	1	0	0
12/7	ATL	X	X		6	2	8	0	0	0	0	0
12/11	@CHI	X	X		3	3	6	0	0	1	0	0
12/21	@DET	X	X		2	1	3	0	0	1	1	0
12/28	CAR	X	X		8	2	10	0	0	0	0	0
2008 Season		15	15		72	34	106	0	0	9	1	0

team, and added four sacks, three interceptions with 58 return yards and a touch-down, seven pass defenses, two forced fumbles and a pair of tackles for a loss... Sack total led all NFL defensive backs and ranked second on team... Interception total tied with CBs Mike McKenzie and Jason David for team-high...Had six or more tackles in 10 contests...Added 10 stops on special teams...At Seattle, Oct. 14, had eight tackles (seven solo), two sacks on blitzes and a pair of pass defenses...At Carolina, Nov. 25, posted six solo stops, his first career interception and forced a fumble that was recovered by DE Will Smith to set up a touchdown...At Atlanta, Dec. 10, scored first career touchdown, returning an interception 31 yards...Tied career-high at Chicago, Dec. 30 with two sacks, adding six stops and a forced fumble. **2006** – Started all five games he appeared in at strong safety, notching 32 tackles, a sack and a forced fumble...Tackle total ranked third on the team after five games...Had seven tackles and a sack for an eight-yard loss in NFL debut at Cleveland, Sept. 10...Posted a career-high 11 stops (seven solo) and a pass defense at Green Bay, Sept. 17...Notched four tackles, a pass defense and a forced fumble vs. Atlanta, Sept. 25...Six tackles (five solo) vs. Tampa Bay, Oct. 8, before departing in fourth quarter with knee injury. Placed on injured reserve, Oct. 10.

COLLEGE – Four-year letterman at Alabama who became a contributor as a freshman and started his final three seasons for a defense that annually ranked among the nation's best units...Departed ranked sixth in school history with 302 tackles (189 solo), five interceptions, five forced fumbles, four fumble recoveries and 3.5 sacks...First-team All-SEC as a senior, when he had 69 tackles (38 solo), two forced fumbles and an interception...As a junior he moved from strong to free safety and was voted second-team all-conference with 77 tackles (45 solo), three interceptions, pair of fumble recoveries a forced fumble and a sack... Started all season at strong safety in 2003 and recorded a career-high 114 tackles (79 solo), an interception and recovered a fumble in the end zone for a touchdown...As a freshman in 2002 appeared in 12 games with a start and recorded 42 tackles (27 solo) with two sacks...Redshirted in 2001.

PERSONAL – Attended Prattville (Ala.) HS...Played quarterback and free safety as a senior...On defense, he finished the season with 58 tackles and four interceptions in limited playing time because of a broken leg...Graduated in December, 2005 with a degree in management...Born Dec. 11, 1982 in Prattville, Ala.

SNAPSHOTS



Has started all 36 games of NFL career.

Set a career-high with 106 stops last season and led all NFL defensive backs in sacks in 2007 with four.

Voted by teammates recipient of 2007 Ed Block Courage Award after bouncing back from a serious knee injury that ended his rookie season after five games.


Has had 10 or more tackles in five games over his first three seasons.

ROMANHARPER

Year	Team	GP	GS	TACKLES			Yds	INTERCEPTIONS				FUMBLES				
				Tot	Solo	Asst		Sk	No	Yds	Lg	TD	PD	FF	FR	Yds
2006	New Orleans	5	5	32	24	8	1.0	9.0	0	0	0	0	2	1	0	0
2007	New Orleans	16	16	96	63	33	4.0	36.0	3	58	31	1	6	2	0	0
2008	New Orleans	15	15	106	72	34	0.0	0.0	0	0	0	0	9	1	0	0
NFL totals		36	36	234	159	75	5.0	45.0	3	58	31	1	17	4	0	0

ADDITIONAL STATISTICS: Special Teams Tackles — (2007, 10); (2008, 12) Total: 22

CAREER HIGHS: Tackles — 11, at Green Bay (9/17/06); Sacks — 2 (2x), last at Chicago (12/30/07); Interceptions — 1 (3x), last vs. Arizona (12/16/07); Passes Defensed — 2 (4x), last vs. Green Bay (11/24/08); Forced Fumbles — 1 (4x), last at Detroit (12/21/08); Fumble Recoveries — 0; Special Teams Tackles — 4, at Tampa Bay (11/30/08).



Joey HARRINGTON 3

HEIGHT: 6-4 WEIGHT: 210
 COLLEGE: OREGON
 JOINED SAINTS: FA-08
 NFL EXPERIENCE: 8
 BORN: 10/21/78

OB

NFL CAREER – The former first-round pick was signed by the Saints as a free agent during the 2008 season and was reenergized by the opportunity to work with the club's coaching staff and teammate Drew Brees. Selected third overall by the Detroit Lions in 2002, Harrington had also played for Miami and Atlanta prior to arriving in New Orleans, and the veteran is expected to compete for a reserve role behind Brees in 2009. He brings a wealth of experience, having appeared in 81 games with 76 starts and thrown for over 14,500 yards and 79 touchdowns.

CAREER TRANSACTIONS – Re-signed by Saints to a one-year contract, 3/30/09; Re-signed by Saints, 10/12/08; Released by Saints, 10/6/08; Re-signed by Saints, 10/1/08; Released by Saints, 9/24/08; Signed by Saints to a one-year contract as a free agent, 9/19/08; Released by Atlanta Falcons, 8/31/08; Re-signed by Atlanta to a one-year contract, 3/11/08; Released by Atlanta, 3/5/08; Signed by Atlanta to a two-year contract, 4/9/07; Released by Miami Dolphins, 3/6/07; Acquired by Miami from Detroit Lions for a fifth-round pick in the 2007 NFL Draft, 5/12/06; Placed on Injured Reserve, 12/19/02; Signed by Detroit, 7/23/02; Drafted by Detroit in the first round (third overall) of the 2002 NFL Draft.

HONORS – 2003: NFC Offensive Player of the Week (Week 1).

2008 – Spent 12 games on the Saints roster after initially signing Sept. 19, serving as the club's third quarterback. 2007 – For the Atlanta Falcons, completed 215 of 348 passes for 2,215 yards and seven touchdowns, with a 77.2 passer rating...Posted a season-high 361 passing yards on 31-of-44 with two touchdowns vs. Carolina, Sept. 23...Led comeback win at Carolina, Nov. 11, with 30-yard TD pass with 20 seconds remaining... Was 16-of-20 for 139 yards with a TD pass vs. Tampa Bay, Nov. 16. 2006 – Started 11 games for the Miami Dolphins and completed 223 of 388 passes for 2,236 yards, with 12 touchdowns and 15 INTs for 68.2 rating...Became starter in Week Five after injury to QB Daunte Culpepper... Threw for a career-high 414 yards and added two touchdown passes in a 34-24 loss vs. Green Bay, Oct. 22...Led Miami to undefeated November with wins at Chicago, vs. Kansas City, vs. Minnesota, and at Detroit, Nov. 23, tossing three TDs against his former team. 2005 – Played in 12 games with 11 starts for Detroit and completed 188 of 330 for 2,021 yards, with 12 touchdowns and 12 interceptions...Completed a career-long 86-yard pass vs. Carolina, Oct. 16 in a 21-20 loss...Top game came at Minnesota, Nov. 6, when he

completed 28 of 48 for 363 yards...Led a comeback win at New Orleans, Dec. 24 after completing five-of-10 for 123 yards in the fourth quarter to set up a game-winning field goal. **2004** – Started all 16 contests for Detroit and passed for 3,047 yards while connecting on 274 of 489 attempts for 3,047 yards, with 19 touchdown passes and 12 INTs...Went 18 of 22 (81.8%) for 230 yards and two touchdowns in a 28-13 win at the New York Giants, Oct. 24, posting career-highs with 81.8 completion percentage and 140.5 passer rating...Had 361 yards passing vs. Minnesota, Dec. 19 and 346 at Tennessee, 1/2/05. **2003** – Started all 16 games in his second season for the Lions, completing 309 of 554 passes for 2,880 yards, with 17 touchdowns and 22 interceptions...Named NFC Offensive Player of the Week after completing 17-of-30 passes for 195 yards, with four touchdown passes and a season-high 116.0 passer rating in Week One victory vs. Arizona...In victory vs. St. Louis, Dec. 28, completed 11 straight passes, the longest streak of his career. **2002** – Started 12 games as a rookie and completed 215 of 429 for 2,294 yards, with 12 touchdowns and 16 INTs...First NFL start came vs. Green Bay, Sept. 22, and completed 15-of-35 passes for 182 yards and two touchdown passes...Earned his first victory in a 26-21 win vs. New Orleans, Sept. 29. Completed 20-of-35 for 267 yards with a TD...Became the first Lions rookie in team history to throw for 300 yards at Minnesota, Oct. 13, after completing 25-of-41 passes for 309 yards and a pair of touchdowns...Placed on injured reserve for the last two games after leaving contest vs. Tampa Bay, Dec. 15 with an irregular heartbeat.

COLLEGE – Played in 33 games and started 28 at Oregon, leading the Ducks to a 25-3 record...Finished his career with a 3-0 record in bowl contests... Career totals include completing 512 of 928 attempts for 6,911 yards, with 59 touchdowns and 23 interceptions...Also ran for 210 yards and 18 touchdowns... Amassed 7,121 yards of total offense in career, third in school history...Was Heisman Trophy, Davey O'Brien and Johnny Unitas Golden Arm finalist as a senior...Was a first-team All Pac-10 Conference selection as senior...Second-team all-conference and semifinalist for the O'Brien award as a junior...Academic All Pac-10 selection as a junior and senior.

PERSONAL – Attended Central Catholic (Portland, Ore.) HS and earned first-team all-state honors...Started his final 26 games of prep career and compiled 4,200 passing yards and 50 touchdown passes...He established the Harrington Family Foundation which promotes the education, safety and welfare of children...Married (Emily)...Is a second cousin of Irish PGA golfer Padraig Harrington, who has won three major championships...Born in Portland, Ore.

JOEY HARRINGTON



PASSING

Year	Team	GP	GS	Att	Cmp	Pct	Yds	Yds/Att	TD	Int	Lg	Sk	Lst	Rating
2002	Detroit	14	12	429	215	50.1	2,294	5.3	12	16	64t	8	75	59.9
2003	Detroit	16	16	554	309	55.8	2,880	5.2	17	22	72t	9	55	63.9
2004	Detroit	16	16	489	274	56.0	3,047	6.2	19	12	62	36	196	77.5
2005	Detroit	12	11	330	188	57.0	2,021	6.1	12	12	86	24	136	72.0
2006	Miami	11	11	388	223	57.5	2,236	5.8	12	15	48	15	116	68.2
2007	Atlanta	12	10	348	215	61.8	2,215	6.4	7	8	69t	32	192	77.2
2008	New Orleans	0	0	0	0	0.0	0	0.0	0	0	0	0	0	0.0
NFL totals		81	76	2,538	1,424	56.1	14,693	5.8	79	85	86	124	770	69.4
Saints totals		0	0	0	0	0.0	0	0.0	0	0	0	0	0	0.0

Career record as starter: 26-50 (.342); 3-9 (.250) in 2002, 5-11 (.313) in 2003, 6-10 (.375) in 2004, 4-7 (.364) in 2005, 5-6 (.455) in 2006, 3-7 (.300) in 2007.

ADDITIONAL STATISTICS: 1 reception for 8 yards in 2003, 1 reception for -4 yards in 2005; Totals: 2 receptions for 4 yards.

RUSHING

Year	Team	Att	Yds	Avg	Lg	TD
2002	Detroit	7	4	0.6	6	0
2003	Detroit	30	86	2.9	26	0
2004	Detroit	48	175	3.6	17	0
2005	Detroit	24	80	3.3	15	0
2006	Miami	19	24	1.3	7	0
2007	Atlanta	14	33	2.4	13	0
2008	New Orleans	0	0	0.0	0	0
NFL totals		142	402	2.8	26	0
Saints totals		0	0	0.0	0	0

CAREER HIGHS: Attempts — 62, vs. Green Bay (10/22/06); Completions — 33 (2x), last vs. Green Bay (10/22/06); Completion Pct. — 81.8 (18 for 22) at N.Y. Giants (10/24/04); Passing Yards — 414, vs. Green Bay (10/22/06); Long Pass — 86, vs. Carolina (10/16/05); Interceptions — 5, at Chicago (9/18/05); Passing TDs — 4, vs. Arizona (9/7/03); Passer Rating — 140.5, at N.Y. Giants (10/24/04); Rushes — 6 (2x), last vs. Arizona (12/5/04); Rushing Yards — 34, at Minnesota (11/23/03); Long Rush — 26, at Minnesota (11/23/03); Rushing TDs — 0.



Garrett HARTLEY

5

HEIGHT: 5-8 WEIGHT: 196
 COLLEGE: OKLAHOMA
 JOINED SAINTS: FA-08
 NFL EXPERIENCE: 2
 BORN: 5/16/86

K

NFL CAREER – Hartley's signing in October proved to be a windfall for the Saints, solidifying the club's kicking game. The strong-legged rookie didn't miss a kick after joining the roster, making all 13 field goal attempts and 28 PATs, and proved to be a welcome addition on kickoffs as well, with nine touchbacks. The former University of Oklahoma standout was initially signed as an undrafted free agent by the Denver Broncos and was inked by the Saints after a midseason tryout.

CAREER TRANSACTIONS – Signed by Saints, 10/29/08; Waived by Denver Broncos, 7/21/08; Signed by Denver as an undrafted free agent, 4/28/08.

2008 – Signed by the Saints, Oct. 29 and proceeded to have the finest season for field goal percentage by a rookie kicker in club history...Made all 13 field goal attempts and was 28 for 28 on PATs...Field goal total and 67 points are the second-highest total for a Saints rookie kicker, both records held by K Charlie Durkee in 1967 with 14 and 69 points... In NFL debut at Atlanta, Nov. 9, converted both of PAT attempts and 24 and 44-yard field goals...At Kansas City, Nov. 16, hit 30, 23 and 35-yard field attempts as well as all three PATs... Connected on all six of his extra point attempts, converted a 30-yard field goal attempt and booted three touchbacks vs. Green Bay, Nov. 24...Kicking in adverse weather conditions at Tampa Bay, Nov. 30, drilled a pair of 40-yard plus field goals, including a career-long 47-yarder...Was three-of-three on field goals (26, 46 and 25 yards) vs. Atlanta, Dec. 7...Had four touchbacks at Detroit, Dec. 21...Culminated a spotless kicking season in finale with four PATs and a 21-yard FG vs. Carolina, Dec. 28.

COLLEGE – Played 43 games over four seasons (2004-07) at Oklahoma, and was second-team All-Big 12 Conference during each of his final two years... Closed career third in OU history in field goals made (47) and sixth in points scored...Closed career with .866 field goal percentage (47 of 58), including going 13 of 15 as a senior...Made a career-best 53-yarder vs. Utah State in his final season...Named a finalist for the Lou Groza Award as a junior, setting an Oklahoma-record with a .950 field goal percentage (19-of-20), totaling 31 touchbacks to pick up second-team All-Big 12 honors...Had 33 touchbacks as a sophomore...Majored in communications.

PERSONAL – Born May 16, 1986 in Keller, Texas... Prepped at Southlake Carroll (Southlake, Texas) HS...Made 17-of-20 FG attempts as a senior, earning all-state honors from the *Dallas Morning News*.


GARRETT HARTLEY

Year	Team	GP	FG	FGA	SCORING			XP	XPA	Pct	Blk	Points
					Pct	Lg	Blk					
2008	New Orleans	8	13	13	100.0	47	0	28	28	100.0	0	67
NFL totals		8	13	13	100.0	47	0	28	28	100.0	0	67

Year	Team	1-19		20-29		30-39		40-49		50+	
		Pct	Pct	Pct	Pct	Pct	Pct	Pct	Pct	Pct	
2008	New Orleans	0/0	0.0	5/5	100.0	4/4	100.0	4/4	100.0	0/0	0.0
NFL totals		0/0	0.0	5/5	100.0	4/4	100.0	4/4	100.0	0/0	0.0

ADDITIONAL STATISTICS: Special Teams Tackles — (2008, 1) **Total: 1.**

CAREER HIGHS: **FG Made** — 3 (2x), last vs. Atlanta (12/7/08); **FG Attempts** — 3 (2x), last vs. Atlanta (12/7/08); **Longest FG** — 47, at Tampa Bay (11/30/08); **Longest FG Attempt** — 47, at Tampa Bay (11/30/08); **PAT Made** — 6 (2x), last at Detroit (12/21/08); **PAT Attempted** — 6 (2x), last at Detroit (12/21/08); **Points** — 12, at Kansas City (11/16/08); **Consecutive FG Made** — 13, (11/9/08-current); **Touchbacks** — 4, at Detroit (12/21/08); **Special Teams Tackles** — 1, at Atlanta (11/9/08).



Devery HENDERSON 19

HEIGHT: 5-11 WEIGHT: 200
 COLLEGE: LOUISIANA STATE
 JOINED SAINTS: D2A-04
 NFL EXPERIENCE: 6
 BORN: 3/26/82

WR

NFL CAREER – Few players in the NFL can stretch the field like Henderson, who has been one of the league's most dangerous deep threats since 2006. The speedy wideout has averaged 23.2 yards per reception over the last three seasons, and has 13 catches of over 50 yards during his career. In 2008, he had what was perhaps his finest and most consistent NFL season, setting a career-high with 793 yards, averaging nearly 25 yards on his 32 receptions and rushing for 33 yards on four carries. Henderson's 24.8 average per catch in 2008 led the league by nearly five yards. He had three touchdown catches - bringing his career total to 14 - and 27 of his grabs went for first downs. A second-round pick in 2004 out of LSU, Henderson has started 32 of 60 games in his career.

CAREER TRANSACTIONS – Re-signed to a four-year contract, 3/4/09; Re-signed to a one-year contract, 3/3/08; Signed to four-year contract, 8/6/04; Selected in the second round of 2004 NFL Draft (50th overall).

2008 – Started 13 of 16 games, recording a reception in all but one contest... Had eight catches of 25 yards or more, including six of over 50...Hauled in a career-long 84-yard TD in season-opening victory vs. Tampa Bay, Sept. 7...Had an 81-yard grab vs. San Francisco, Sept. 28...Notched fifth career 100-yard performance with four catches for 104 yards and a touchdown vs. Minnesota, Oct. 6, including a 52-yard catch...Had two catches for 68 yards vs. Oakland, Oct. 12, including 51-yard completion, and three receptions for 80 yards at Carolina, with a 54-yard grab, Oct. 19. Performance closed a four-game streak with a 50+ yard

! WORTHNOTING

In his career, the speedy Henderson has 18 catches of 40 yards or more. In 2008, he had six receptions of over 50 yards, including a pair that travelled over 80.

Put together a streak of four-straight games in 2008 with a reception of over 50 yards.

Set a club record in 2008 with his average of 24.8 yards per catch, breaking the mark of 23.3 that he set in 2006.

Henderson has rushed for 76 yards in his career, including a 30-yard burst last season.

Over the last 45 games, Henderson has posted 84 catches for 1,983 yards (23.6 avg.) and 11 touchdowns.

2008 GAME BY GAME

Date	Opp.	RECEIVING				YDS	AVG	LG	TD	RUSHING			
		GP	ST	REC	YDS					ATT	YDS	AVG	LG
9/7	TB	X		1	84	84.0	84t	1	0	0	0.0	0	0
9/14	@WAS	X	X	2	6	3.0	5	0	0	0	0.0	0	0
9/21	@DEN	X	X	2	42	21.0	23	0	0	0	0.0	0	0
9/28	SF	X	X	1	81	81.0	81	0	0	0	0.0	0	0
10/6	MIN	X	X	4	104	26.0	52	1	1	7	7.0	7	0
10/12	OAK	X	X	2	68	34.0	51	0	0	0	0.0	0	0
10/19	@CAR	X	X	3	80	26.7	54	0	1	0	0.0	0	0
10/26	SD	X	X	3	34	11.3	20	1	0	0	0.0	0	0
11/9	@ATL	X	X	2	33	16.5	20	0	1	30	30.0	30	0
11/16	@KC	X	X	2	22	11.0	13	0	1	-1	-1.0	-1	0
11/24	GB	X		1	9	9.0	9	0	0	0	0.0	0	0
11/30	@TB	X	X	2	33	16.5	20	0	1	-3	-3.0	-3	0
12/7	ATL	X	X	3	72	24.0	36	0	0	0	0.0	0	0
12/11	@CHI	X		0	0	0.0	0	0	0	0	0.0	0	0
12/21	@DET	X	X	2	96	48.0	64	0	0	0	0.0	0	0
12/28	CAR	X	X	2	29	14.5	19	0	0	0	0.0	0	0
2008 Season		16	13	32	793	24.8	84t	3	4	33	8.3	30	0

catch...At Atlanta, Nov. 9, had a pair of catches for 33 yards and a 30-yard rush on an end around...Hauled in three passes for 72 yards vs. Atlanta, Dec. 7, including an 18-yard catch in the second quarter that was the 100th of his career...At Detroit, Dec. 21, had two receptions for 96 yards, with a 64-yard grab. **2007** – Started nine of 16 contests, recording 20 receptions for 409 yards (20.5 avg.), with three touchdowns and added two rushes for 20 yards...Had four catches for 101 yards, including a 54-yard grab, vs. Carolina, Oct. 7...Hauled in a 37-yard touchdown vs. Atlanta, Oct. 21, and a six-yard scoring grab at Houston, Nov. 18...Had a 45-yard touchdown reception vs. Tampa Bay, Dec. 2...At Atlanta, Dec. 10 had one catch for 32 yards and a 15-yard run off a reverse...Caught a 53-yard pass vs. Philadelphia, Dec. 23. **2006** – Played in 13 games with seven starts, inactive for the other three contests...Posted career-high totals in every receiving category with 32 catches for 745 yards (23.3 avg.) and five TDs...Also had two carries for 14 yards, including an 11-yard burst for a touchdown vs. Atlanta, Sept. 25...Had 14 catches of 20 yards or more during the regular season and added a 40-yard reception in the NFC Championship at Chicago and a 35-yard grab vs. Philadelphia in the Divisional Playoffs vs. Philadelphia...Notched eight catches of 42 yards or more during regular season, and four traveled at least 50 yards...Hauled in touchdowns of 76, 52, 45, 42, and 26 yards, averaging 48.2 yards per score through the air...Started five of final six contests when he emerged as the club's most dangerous downfield target...Over the last seven games, had 21 catches for 524 yards and a pair of TDs...Opened year modestly, combining for eight catches for 110 yards in the first three contests, followed by being declared inactive for the next three games with a shoulder injury, and then being held without a reception vs. Baltimore, Oct. 29... Recorded first 100-yard day of career at Tampa Bay, Nov. 5 with three catches for 111 yards and a pair of touchdowns, from 52 and 45 yards, for first multi-TD game of career...Posted career-highs with nine catches for 169 yards vs. Cincinnati, Nov. 19, including a 44-yard reception...Followed that contest with another strong performance, hauling in four passes for 158 yards (39.5 avg.) and a 76-yard touchdown at Atlanta, Nov. 26...Had a pair of catches for 92 yards at Dallas, Dec. 10, with a 42-yard TD...Added two catches for 71 yards in finale



Highest Avg. Per Catch In The NFL in 2008

Player, Team	Rec.	Yards	Avg.	TD
1. Devery Henderson, NO	32	793	24.8	3
2. Bernard Berrian, Minn	48	964	20.1	7
3. Justin Gage, Tenn	34	651	19.1	6
4. Vincent Jackson, SD	59	1,098	18.6	7
5. Steve Smith, Car	78	1,421	18.2	6

Highest Avg. Per Catch in the NFL Since 2006

Player, Team	Rec.	Yards	Avg.	TD
1. Devery Henderson, NO	84	1,947	23.2	11
2. Vincent Jackson, SD	127	2,174	17.1	16
3. Joey Galloway, TB	132	2,209	16.7	13
4. Santonio Holmes, Pitt	156	2,587	16.6	15
5. Calvin Johnson, Det	126	2,087	16.6	16

Highest NFL Average Per Catch Since 1950, 25+ Catches

Player, Team	Year	Rec.	Yds.	Avg.
1. Bucky Pope, L.A. Rams	1964	25	786	31.4
2. Mervyn Fernandez, L.A. Raiders	1988	31	805	26.0
3. Theo Bell, Pittsburgh	1980	29	748	25.8
4. Devery Henderson, NO	2008	32	793	24.8
5. Roy Jefferson, Pittsburgh	1966	32	772	24.1
6. Devery Henderson, NO	2006	32	745	23.3

Highest Avg. In Saints History, 20+ Receptions

Player, Year	Rec.	Yards.	Avg.	TD
1. Devery Henderson, 2008	32	793	24.8	3
2. Devery Henderson, 2006	32	745	23.3	5
3. Keith Poole, 1998	24	509	21.2	2
4. Tyrone Young, 1984	29	597	20.6	3
5. Devery Henderson, 2007	20	409	20.5	3

vs. Carolina, including a 65-yard reception. **2005** – Played in 14 games with three starts (vs. Buffalo, at St. Louis, at Tampa Bay) and had 22 receptions for 343 yards and three touchdowns...Made season debut vs. New York Giants, Sept. 19, and had three receptions for 42 yards...Caught three passes for 95 yards at Minnesota, Sept. 25... Had first career start vs. Buffalo, Oct. 2...Had four receptions for 53 yards and recorded his first career TD catch vs. Atlanta, Oct. 16... Recorded game-winning 30-yard TD reception in fourth quarter at NY Jets, Nov. 27...Started at Tampa Bay, 1/1/06, and caught two passes for 30 yards, including a 24-yard TD. **2004** – Spent 14 games on inactive list...Played briefly at Arizona, Oct. 3...Dressed but did not play at Atlanta, Nov. 28.

COLLEGE – Emerged as one of nation's top weapons over final two seasons...Played in 42 games and caught 89 passes for 1,311 yards (14.7-average) and 19 TDs...Opened career at running back, recording 433 yards on 73 carries (5.9-average) with three touchdowns...Switched to wide receiver in spring of 2002 and started 11 games, hauling in 23 passes for 442 yards and eight TDs... On receiving end of one of the most memorable plays in school history that season, when he hauled in a 75-yard TD pass as time expired to defeat Kentucky, named the Play of the Year by the Associated Press... As a senior earned second-team All-SEC honors with 53 catches for 861 yards and 11 TDs.

PERSONAL – Member of LSU's national champion indoor track and field team in 2001...Ran second-fastest 60-meter time in school history at 6.72 seconds...Member of LSU's NCAA-qualifying 4x100 relay team...Attended Opelousas (La.) HS, rushing for 1,322 yards and 20 touchdowns as a senior... Class 4A state 100- and 200-meter champion with times of 10.3 and 21.1... Business major at LSU...Full name: Devery Vaughn Henderson, Jr....Born March 26, 1982 in Lafayette, La.

DEVERY HENDERSON


Year	Team	RECEIVING						RUSHING					
		GP	GS	No	Yds	Avg	Lg	TD	Att	Yds	Avg	Lg	TD
2004	New Orleans	1	0	0	0	0.0	0	0	0	0.0	0	0	0
2005	New Orleans	14	3	22	343	15.6	66	3	1	9	9.0	9	0
2006	New Orleans	13	7	32	745	23.3	76t	5	2	14	7.0	11t	1
2007	New Orleans	16	9	20	409	20.5	54	3	2	20	10.0	15	0
2008	New Orleans	16	13	32	793	24.8	84t	3	4	33	8.3	30	0
NFL totals		60	32	106	2,290	21.6	84t	14	9	76	8.4	30	1

CAREER HIGHS: Receptions — 9, vs. Cincinnati (11/19/06); Receiving Yards — 169, vs. Cincinnati (11/19/06); Long Reception — 84t, vs. Tampa Bay (9/7/08); Receiving TDs — 2, at Tampa Bay (11/5/06). Rushes — 1 (9x), last at Tampa Bay (11/30/08); Rushing Yards — 30, at Atlanta (11/9/08); Long Rush — 30, at Atlanta (11/9/08); Rushing TDs — 1, vs. Atlanta (9/25/06).

POSTSEASON

Year	Team	RECEIVING						RUSHING					
		GP	GS	No	Yds	Avg	Lg	TD	Att	Yds	Avg	Lg	TD
2006	New Orleans	2	1	3	92	30.7	40	0	0	0	0.0	0	0
Postseason		2	1	3	92	30.7	40	0	0	0	0.0	0	0

POSTSEASON CAREER HIGHS: Receptions — 2, at Chicago (1/21/07); Receiving Yards — 57, at Chicago (1/21/07); Long Reception — 40, at Chicago (1/21/07); Receiving TDs — 0.



Jason KYLE

52

HEIGHT: 6-3 WEIGHT: 242
COLLEGE: ARIZONA STATE
JOINED SAINTS: FA-09
NFL EXPERIENCE: 15
BORN: 5/12/72

LS

NFL CAREER – Kyle comes to New Orleans after spending the past eight seasons as the long snapper for NFC South rivals Carolina Panthers. A 14-year NFL veteran and a former fourth-round pick of the Seattle Seahawks in 1995, Kyle brings 178 regular-season games of experience as well as eight post-season contests, having had stints with the Seahawks, Cleveland Browns, St. Louis Rams, San Francisco 49ers and Carolina. He has proven his durability in playing in all 136 games over the last eight years with the Panthers, including eight playoff games. He has also been a solid contributor on punt coverage units during his career, posting 55 special teams tackles and two fumble recoveries.

CAREER TRANSACTIONS – Signed by Saints as a free agent, 6/29/09; Re-signed by Carolina Panthers to a five-year contract, 3/11/04; Signed by Carolina to a three-year contract (UFA-SF), 3/6/01; Claimed off waivers by San Francisco 49ers, 10/30/00...Waived by St. Louis Rams, 10/27/00...Signed by St. Louis as a free agent, 10/9/00...Released by Cleveland Browns, 8/27/00...Placed on Physically Unable to Perform list by Cleveland, 8/26/99...Selected by Cleveland in eighth round of NFL Expansion Draft, 2/9/99...Placed on Injured Reserve by Seattle Seahawks, 8/18/97...Signed by Seattle to a five-year contract, 7/17/95...Selected by Seattle in the fourth round (126th overall) of the 1995 NFL Draft.

2008 – Finished the season having completed his eighth straight year of appearing in every contest, playing in all 16 games for Carolina as the long snapper...Added three special teams tackles...also snapped in the Panthers' NFC Divisional Playoff game. **2007** – Played in all 16 games as the long snapper and added two special teams tackles. **2006** – Played in all 16 games, handling all long-snapping duties and also recording four special teams tackles. **2005** – Played in 16 games...Snapped for all punts and placements and made three special teams stops...Played in all three of the Panthers' postseason contests. **2004** – Played in all 16 games, snapping for all punts and placements and recorded one special teams tackle...Appeared in 100th NFL game at Kansas City, Sept. 19. **2003** – Appeared in all 16 games as the long snapper and made two tackles in punt coverage...Added one special teams tackle while playing in four postseason games, including Super Bowl XXXVIII. **2002** – Served as the long snapper on field goals and punts for all 16 games and was responsible for two tackles and a fumble recovery on special teams...Recovered a fumble in punt coverage in 13-6 victory at Cleveland, Dec. 1. **2001** – Appeared in all 16 games and handled all long-snapping duties in his first season in Carolina...Also

had two special teams tackles...Recorded first career fumble recovery on a punt return that set up a Panthers touchdown vs. St. Louis, Dec. 23, **2000** – Was released at the close of training camp by Cleveland...Signed with St. Louis and was inactive for one game before being waived, Oct. 27...Claimed off waivers by San Francisco, Oct. 30 and played in two games as a reserve linebacker, posting three tackles (two solo). **1999** – Selected by Cleveland in the NFL Expansion Draft but missed the entire season as he spent the year on the physically unable to perform list with a knee injury. **1998** – Appeared in all 16 games in his final season in Seattle, playing as the long snapper on punts and made three special teams tackles. **1997** – Spent the entire season on injured reserve after suffering a shoulder injury during the preseason. **1996** – Took over as the Seahawks' long snapper on punts and played in all 16 games, recording a career-best 17 special teams tackles (12 solo). **1995** – Played in all 16 games on special teams as a rookie, ranking third on the team with 14 tackles (eight solo) in kick coverage.

COLLEGE – A three-year letterman and a two-year starter for Arizona State, he finished his career with 204 tackles, 12 stops for a loss, four sacks and two interceptions in 31 games with 17 starts...Led the Sun Devils with 130 tackles as a senior in 1994 while starting 11 games at inside linebacker...Played in every game and started six contests at inside linebacker as a junior and ranked second on the squad with 74 tackles to go along with three sacks and an interception...Also served as the team's deep snapper on punts and participated in the East-West Shrine Game and the Senior Bowl.

PERSONAL – Attended McClintock (Tempe, Ariz.) HS...Majored in marketing at Arizona State...Is a part-owner of two Charlotte area restaurants as well as one in his home state of Arizona...He is also a partner in an investment company based in Charlotte.

JASONKYLE

Games Played/Started: Seattle — (1995, 16/0); (1996, 16/0); (1997, 0/0); (1998, 16/0); Cleveland — (1999, 0/0); St. Louis — (2000, 0/0); San Francisco — (2000, 2/0); Carolina — (2001, 16/0); (2002, 16/0); (2003, 16/0); (2004, 16/0); (2005, 16/0); (2006, 16/0); (2007, 16/0); (2008, 16/0) **Totals: 178/0**

ADDITIONAL STATISTICS: Special Teams Tackles — (1995, 14); (1996, 17); (1998, 5); (2001, 2); (2002, 2); (2003, 2); (2004, 1); (2005, 3); (2006, 4); (2007, 2); (2008, 3) **Total: 107**; Special Teams Fumble Recoveries — (2001, 1); (2002, 1) **Total: 2**; Defensive Tackles — (2000, 3) **Total: 3**.

POSTSEASON

Games Played/Started: Carolina — (2003, 4/0); (2005, 3/0); (2008, 1/0) **Totals: 8/0**

ADDITIONAL STATISTICS: Special Teams Tackles — (2003, 1) **Total: 1**.



Nick
LECKEY

60

HEIGHT: 6-3 WEIGHT: 291
COLLEGE: KANSAS STATE
JOINED SAINTS: UFA-09 (STL)
NFL EXPERIENCE: 6
BORN: 3/12/82

C

NFL CAREER – A five-year veteran who has started 32 games in his career, Leckey was signed in March and immediately bolsters the depth and experience along the Saints' offensive front. Originally a sixth-round draft pick of the Arizona Cardinals in 2004, he arrived in New Orleans after spending all of 2008 and the last three contests of 2007 with the St. Louis Rams. Leckey, a four-year starter at Kansas State who did not allow a sack in his college career, has appeared in 57 NFL games.

CAREER TRANSACTIONS – Signed by Saints to a one-year contract, 3/18/09 (UFA); Placed on injured reserve by St. Louis Rams, 11/26/08; Signed by St. Louis to a two-year contract, 10/7/07; Released by Arizona Cardinals, 9/18/07; Re-signed by Arizona Cardinals to a one-year contract, 3/19/07 (RFA); Signed by Arizona to a three-year contract, 7/29/04; Drafted by Arizona in the sixth round (167th overall) of the 2004 NFL Draft.

2008 – Opened the first 10 games at center for St. Louis before suffering a broken bone in his foot that ended his season...The 10 starts were the second-most of his career, and highest total since 2006. **2007** – Played in three games with two starts for the Rams...Did not play in one contest and inactive for eight others after signing with the Rams prior to Week Five game after spending the first two weeks of season on Arizona's roster...Waived by the Cardinals, Sept. 18. **2006** – Played in 14 games for Arizona, starting 11 at center after taking over as the starter in Week Six. **2005** – Saw action in 14 games and started final nine games at center. **2004** – Saw action on special teams in all 16 games for Arizona...Made NFL debut in opener at St. Louis, Sept. 12.

COLLEGE – Began career at guard for Kansas State before switching to center as a senior...Started 41 consecutive games from midway through his freshman season and did not allow a sack in any game he started...Earned first-team All-America honors from ESPN and *Sports Illustrated* as a senior...Also a consensus All-Big 12 first-team choice and named Kansas State's Offensive Lineman of the Year.

PERSONAL – Three-year starter at Grapevine (Texas) HS...Won prep state heavyweight wrestling title as a senior...Majored in hotel/restaurant management at Kansas State... Born Nicholas Nathan Leckey Mar. 12, 1982 in Dallas...Married (Erin).

NICKLECKEY

Games Played/Started: Arizona — (2004, 16/0); (2005, 14/9); (2006, 14/11); (2007, 0/0) St. Louis — (2007, 3/2); (2008, 10/10) Totals: 57/32



Bobby McCRAY 93

HEIGHT: 6-6 WEIGHT: 260
 COLLEGE: FLORIDA
 JOINED SAINTS: UFA-08 (JAX)
 NFL EXPERIENCE: 6
 BORN: 8/8/81

DE

NFL CAREER – McCray took over as a full-time starter over the last half of 2008 after an injury to DE Charles Grant and responded with a stellar season, posting a pair of two-sack games and the second-highest tackle total of his career. Signed as a free agent prior to last year to provide a quick burst off the corner in pass-rushing situations as well as quality depth, McCray proved to be invaluable after Grant's injury. He led the team with six sacks, forced a fumble and had five stops behind the line of scrimmage. McCray played his first four seasons with Jacksonville, departing ranked seventh in club history with 22 sacks. A seventh-round pick in 2004, McCray has started 37 of 77 NFL contests.

CAREER TRANSACTIONS – Signed by Saints to five-year contract (UFA-JAX), 3/2/08; Selected by the Jacksonville Jaguars in the seventh round (249th overall) of the 2004 NFL Draft.

2008 – Played in all 16 games, starting the final eight...Had 37 tackles (26 solo), the second-highest total of his career, a club-high six sacks and a forced fumble...Sack total was second-most of career, trailing only the 10 he had in 2006...Notched a sack and three stops vs. Tampa Bay, Sept. 7...Posted three solo tackles and a pair of sacks vs. Oakland, Oct. 12. Also forced a fumble recovered by DT Kendrick Clancy, leading to a TD drive. It was the fourth multi-sack game of his career...Tied his career-high with seven stops at Carolina, Oct. 19...At Tampa Bay, Nov. 30, recorded two sacks. **2007** – Saw action in 14 games, with nine starts, and recorded 24 tackles, three sacks, batted down three passes and forced a fumble...Started both playoff games and had four stops, a sack and a forced fumble... Played in 50th career game at Denver, Sept. 23, and recorded 100th career tackle...Started Dec. 16 at Pittsburgh and recorded first sack of season...Dec. 23 vs. Oakland, started at defensive end and recorded four solo tackles, five QB pressures and forced a fumble along with two sacks...Recorded a sack, forced fumble and four stops at Pittsburgh in AFC Wild Card game, 1/5/08. **2006** – Started 12 games and totaled career-bests with 49 tackles (42 solo), 10

sacks and two forced fumbles...Recorded at least one sack in nine of 15 games...Made first start Oct. 8 vs. NY Jets and tallied two sacks with seven tackles...Had six tackles (five solo), a sack and a forced fumble Dec. 17 at Tennessee...Dec. 31 at Kansas City, sacked Trent Green and forced a fumble which led to a touch-down. **2005** – Played in all 16 games with one start and collected 23 tackles (20 solo) along with 5.5 sacks...Nov. 6 vs. Houston had a sack and forced a fumble that he recovered and added two tackles...Notched his first career two-sack game vs. Baltimore, Nov. 13...Posted two tackles and a sack at Cleveland, Dec. 4...Closed regular season vs. Tennessee, Jan. 1, with a sack, five stops and a forced fumble. **2004** – Played in all 16 games as a rookie, with seven starts and recorded 25 tackles (18 solo) and 3.5 sacks...Notched first career sack Oct. 10 at San Diego, tackling RB LaDainian Tomlinson behind the line on a halfback option...Turned in finest outing at Minnesota Nov. 28 with three tackles, a sack, a forced fumble and three pass deflections...Totalled three solo tackles, a sack and a forced fumble at Green Bay, Dec. 19.

2008 GAME BY GAME

Date	Opp.	DEFENSE					SACK/YDS	INT/YDS	PD	FF	FR
		GP	ST	SOLO	AST	TOT					
9/7	TB	X	X	1	2	3	1	7	0	0	0
9/14	@WAS	X		0	0	0	0	0	0	0	0
9/21	@DEN	X		0	0	0	0	0	0	0	0
9/28	SF	X		0	1	1	0	0	0	0	0
10/6	MIN	X		0	0	0	0	0	0	0	0
10/12	OAK	X		3	0	3	2	18	0	0	1
10/19	@CAR	X		5	2	7	0	0	0	0	0
10/26	SD	X		1	0	1	0	0	0	0	0
11/9	@ATL	X	X	2	3	5	0	0	0	0	0
11/16	@KC	X	X	1	1	2	1	7	0	0	0
11/24	GB	X	X	4	0	4	0	0	0	0	0
11/30	@TB	X	X	2	0	2	2	3	0	0	0
12/7	ATL	X	X	3	0	3	0	0	0	0	0
12/11	@CHI	X	X	3	0	3	0	0	0	0	0
12/21	@DET	X	X	0	0	0	0	0	0	0	0
12/28	CAR	X	X	1	2	3	0	0	0	0	0
2008 Season		16	8	26	11	37	6	35	0	0	1

COLLEGE – Appeared in 36 games, starting 15 contests, including 13 games in the final two years...Recorded 107 tackles with 14.5 sacks, two pass deflections, one forced fumble and a fumble recovery...All-Southeastern Conference second-team selection as a senior and All-SEC second-team pick by *The Sporting News* as a junior...Majored in recreation program delivery.

PERSONAL – Has one son, Bobby III...Lives in Miami, Fla...Attended Homestead (Miami, Fla.) H.S. where his father, Bobby McCray, Sr., is currently the head football coach...Participates in a variety of community outreach activities...Spent time at a local YMCA where he joined other teammates to help pass out sporting goods equipment to the youth.

BOBBY McCRAY



Year	Team	GP	GS	Tot	TACKLES			Yds	INTERCEPTIONS					FUMBLES		
					Solo	Asst	Sk		No	Yds	Lg	TD	PD	FF	FR	Yds
2004	Jacksonville	16	7	27	21	6	3.5	16.0	0	0	0	0	1	2	0	0
2005	Jacksonville	16	1	23	20	3	5.5	42.0	0	0	0	0	2	2	1	0
2006	Jacksonville	15	12	49	42	7	10.0	59.0	0	0	0	0	1	2	0	0
2007	Jacksonville	14	9	24	19	5	3.0	23.0	0	0	0	0	3	1	0	0
2008	New Orleans	16	8	37	26	11	6.0	35.0	0	0	0	0	0	1	0	0
NFL totals		77	37	160	128	32	28.0	175.0	0	0	0	0	7	8	1	0
Saints totals		16	8	37	26	11	6.0	35.0	0	0	0	0	0	1	0	0

CAREER HIGHS: Tackles — 7, at Carolina (10/19/08); Sacks — 2 (5x), last at Tampa Bay (11/30/08); Forced Fumbles — 1 (8x), last vs. Oakland (10/12/08); Fumble Recoveries — 1, vs. Houston (11/6/05); Passes Defensed — 1 (7x), last at Tampa Bay (10/28/07).

POSTSEASON

Year	Team	GP	GS	Tot	TACKLES			Yds	INTERCEPTIONS					FUMBLES		
					Solo	Asst	Sk		No	Yds	Lg	TD	PD	FF	FR	Yds
2005	Jacksonville	1	0	0	0	0	0.0	0.0	0	0	0	0	0	0	0	0
2007	Jacksonville	2	2	4	3	1	1.0	7.0	0	0	0	0	0	1	0	0
NFL totals		3	2	4	3	1	1.0	7.0	0	0	0	0	0	1	0	0

POSTSEASON CAREER HIGHS: Tackles — 3, at Pittsburgh (1/5/08); Sacks — 1, at Pittsburgh (1/5/08); Forced Fumbles — 1, at Pittsburgh (1/5/08); Fumble Recoveries — 0; Passes Defensed — 0.



Robert MEACHEM 17

HEIGHT: 6-2 WEIGHT: 210
 COLLEGE: TENNESSEE
 JOINED SAINTS: 01-07
 NFL EXPERIENCE: 3
 BORN: 9/28/84

WR

NFL CAREER – Meachem became a consistent contributor in 2008 and gave a glimpse of his enormous potential, hauling in 12 passes for 289 yards and three touchdowns. He was one of the club's top deep threats, averaging 24.1 yards per catch in the 14 games he appeared in, including receptions of 74, 52 and 47 yards. Meachem also added a 20-yard run for a touchdown. Taken in the first round out of Tennessee in 2007, he is expected to continue to evolve into an important part of the offense.

CAREER TRANSACTIONS – Signed a five-year contract, 7/24/07; Drafted by the Saints in the first round (27th overall) of the 2007 NFL Draft.


2008 – Was extremely productive in the first four games he appeared in, hauling in seven passes for 235 yards and a pair of touchdowns during the stretch... Made NFL debut memorable, with first pro catch a 19-yard TD at

Washington, Sept. 14...Had two grabs for 86 yards at Denver, including 74-yard reception... Caught a 52-yard pass and a 47-yard touchdown vs. San Francisco, Sept. 28... Hauled in a pair of passes for 31 yards vs. Minnesota, Oct. 6...Took an end-around 20 yards for a TD at Detroit, Dec. 21...Had three catches for 36 yards and a seven-yard touchdown reception vs. Carolina, Dec. 28. **2007** – Inactive for all 16 games...Knee injury in offseason slowed his progress until late in the season.

COLLEGE – Started 15 of 37 games in his three-year career in Knoxville, catching 125 passes for 2,140 yards (17.1 avg.) with 17 touchdowns...Was just the sixth player in school history to gain over 2,000 receiving yards and departed ranked fifth in touchdown catches...Had a breakout season in 2006 after posting 71 catches for a school-record 1,298 yards and 11 touchdowns... Earned All-American first-team accolades from the Football Writers Association and *The Sporting News*...All-SEC first-team pick...Gained over 100 yards receiving in six contests...Played in 11 games as a sophomore in 2005, with two starts, and led team with 29 receptions for 383 yards (13.2 avg.) and two TDs...Played in every game in 2004 as a redshirt freshman and ranked third on team with 25 receptions for a team-high 459 yards (18.4-yard avg.) and four touchdowns... Redshirted in his first year after suffering knee injury in August.

PERSONAL – Majored in communications...Was named All-State as a senior at Booker T. Washington (Tulsa, Okla.) HS, recording 543 receiving yards and 10 touchdowns and rushing for 531 yards and eight TDs while guiding school to a 13-1 record and a runner-up finish in state championship...Played point guard on two-time state championship basketball team...Resides in Tulsa, Okla.


ROBERT MEACHEM



Year	Team	GP	GS	RECEIVING				RUSHING					
				No	Yds	Avg	Lg	TD	Att	Yds	Avg	Lg	TD
2007	New Orleans	0	0	0	0	0.0	0	0	0	0	0	0	0
2008	New Orleans	14	3	12	289	24.1	74	3	1	20	20.0	20t	1
NFL totals		14	3	12	289	24.1	74	3	1	20	20.0	20t	1

ADDITIONAL STATISTICS: Kickoff Returns — 1 for 9 yards in 2008.

CAREER HIGHS: Receptions — 2 (3x), last vs. Minnesota (10/6/08); Receiving Yards — 99, vs. San Francisco (9/28/08); Long Reception — 74, at Denver (9/21/08); Receiving TDs — 1 (3x), last vs. Carolina (12/28/08); Rushes — 1, at Detroit (12/21/08); Rushing Yards — 20, at Detroit (12/21/08); Long Rush — 20t, at Detroit (12/21/08); Rushing TDs — 1, at Detroit (12/21/08).



Billy MILLER

83

HEIGHT: 6-3 WEIGHT: 252
 COLLEGE: SOUTHERN CALIFORNIA
 JOINED SAINTS: FA-06
 NFL EXPERIENCE: 10
 BORN: 4/24/77

TE

NFL CAREER – Miller has continued to put together an impressive second chapter of his career with the Saints, having one of his most productive seasons in 2008 and ranking fifth on the team in receiving. He played in 15 games and had 45 catches - the second-most of his 10-year career and most since 2002 - for 579 yards and a touchdown. Miller also proved to be a downfield threat, able to consistently stretch the field last season with 11 receptions of 20 yards or more. Entering his 10th season, he became a part of the Saints' rotation at tight end in October of 2006 and since has hauled in 86 passes for 1,036 yards and three TDs in 41 games. From 2002-2004, Miller played for the Houston Texans, where he posted 108 receptions, including a career-high 51 in 2002 and the franchise's first touchdown. The former USC standout has played in 114 NFL games (37 starts) and has notched 200 grabs for 2,248 yards and 10 touchdowns.

CAREER TRANSACTIONS – Re-signed, 9/15/08; Terminated contract, 9/10/08; Re-signed to two-year contract, 3/10/08; Re-signed by Saints to one-year contract, 2/28/07; Signed by Saints, 10/24/06; Released by Saints, 9/1/06; Signed by the Saints, 6/2/06; Waived by Cleveland Browns, 11/1/05; Signed by Cleveland, 9/4/05; Released by Houston Texans, 8/29/05; Signed by Houston, 2/8/02; Released by Denver Broncos, 9/2/01; Signed to active roster by Denver, 10/19/99; Signed to practice squad by Denver, 9/6/99; Waived by Denver, 9/5/99; Signed by Denver, 7/20/99; Selected by Denver in seventh round (218th overall) of the 1999 NFL Draft.

2008 – Played in 15 games, released Sept. 10 and re-signed five days later, missing one contest...Had 45 catches for 579 yards, the second-highest totals of his career (51 for 613, 2002) and one touchdown...Had three or more grabs in 11 games, and 30 of his catches resulted in a first down...Had 11 grabs of 20 yards or more, and four of over 25...Hauled in four passes for 61 yards, including a season-long 41-yard grab vs. Minnesota, Oct. 6...Oct. 12 vs. Oakland had three catches for 53 yards, with 25-yard completion...At Carolina, Oct. 19, registered four catches for 56 yards, including a long of 28...Oct. 26, vs. San Diego set a career-high with 82 yards on seven catches...Added 65 yards on five grabs at Atlanta, Nov. 9...At Kansas City, Nov. 16, didn't register a catch but saw extensive action at fullback with Mike Karney on the inactive list...Lone TD of season came on 16-yard scoring catch, part of four-reception, 36-yard day vs. Green Bay, Nov. 24...Hauled in three passes for 56 yards vs. Carolina, Dec. 28, including his 200th career catch. **2007** – Played in all 16 games with seven starts, the first time he has appeared in every contest since 2004 and his most starts since

opening nine that season...Had 27 catches for 328 yards (12.1 avg.) with two TDs and long of 57...Recorded first two catches of the season for 26 yards, both for first downs, at Seattle, Oct. 14...Caught three passes for 75 yards, including a career-long 57-yard catch-and-run to set up a first-quarter TD in win over Jacksonville, Nov. 4...Scored first touchdown of Saints career with one-yard TD grab vs. St. Louis, Nov. 11...At Carolina, Nov. 25, had a season-high four catches for 32 yards, with a one-yard TD...Hauled in a 36-yard pass at Atlanta, Dec. 10...In finale at Chicago had three catches for 26 yards. **2006** – Played in 10

games after signing with the Saints Oct. 24, starting the final three contests...Ranked second among tight ends with 14 catches for 129 yards...Hauled in a two-point conversion, vs. Baltimore, Oct. 29...Biggest game came in NFC Divisional Playoff vs. Philadelphia, 1/13/07, with four catches for a team-high 64 yards. Had grabs of 29, 15 and 13 yards...Led tight ends with four catches for 31 yards in NFC Championship at Chicago. **2005** – Appeared in three games for Cleveland, starting one, without a catch. **2004** – Played in all 16 games for Houston with eight starts, recording 17 catches for 178 yards with a TD. **2003** – Appeared in all 16 games for Texans, starting six...Totalled 355 yards on 40 receptions (8.9 avg.) with three TDs...Snagged four passes for 58 yards vs. Carolina, Nov. 2, including a 20-yard touchdown in the fourth quarter for the win. **2002** – Played in all 16 games for first time in career, starting seven for the Texans...Had 51 receptions for 613 yards (12.0 avg.) and three TDs - all career-highs...Claimed a piece of history in season-opening win vs. Dallas, Sept. 8. Hauled in a 19-yard TD pass 74 seconds into the game for team's first-ever points...First career start came at Cleveland, Oct. 20, catching six passes for 78 yards...In win at Pittsburgh, Dec. 8, team had only three completions, all by Miller for 33 yards. **2001** – Released by Broncos on Sept. 2. **2000** – Played in 12 games for Denver, declared inactive for four. **1999** - Spent six weeks on

2008 GAME BY GAME

Date	Opp.	RECEIVING					
		GP	ST	REC	YDS	AVG	LG TD
9/7	TB	X	X	0	0	0.0	0 0
9/14	@WAS	Not on Roster					
9/21	@DEN	X	X	2	41	20.5	28 0
9/28	SF	X	X	3	30	10.0	18 0
10/6	MIN	X	X	4	61	15.3	41 0
10/12	OAK	X	X	3	53	17.7	25 0
10/19	@CAR	X	X	4	56	14.0	28 0
10/26	SD	X	X	7	82	11.7	20 0
11/9	@ATL	X	X	5	65	13.0	23 0
11/16	@KC	X	X	0	0	0.0	0 0
11/24	GB	X	X	4	36	9.0	16t 1
11/30	@TB	X	X	3	26	8.7	10 0
12/7	ATL	X	X	0	0	0.0	0 0
12/11	@CHI	X	X	3	35	11.7	22 0
12/21	@DET	X	X	4	38	9.5	21 0
12/28	CAR	X	X	3	56	18.7	21 0
2008 Season		15	5	45	579	12.9	41 1



WORTHNOTING

Since joining the Saints, Miller has 86 catches, and 57 (66.3 percent) have moved the chains for a first down.

In his 43 games with New Orleans, Miller has proven to be adept at stretching the field, with 17 catches of 20 yards or more, including receptions of 57 and 41 yards. In 2008, he had a catch of 20 yards or more in nine games.

Went on a productive five-game midseason streak in 2008, notching 23 catches for 317 yards during the stretch, including a career-high 82 yards vs. San Diego.

Denver's practice squad before signed to active roster, Oct. 19...Saw action in 10 games, catching five passes for 59 yards (11.8 avg.)...Second on team with 14 special teams tackles...Returned four kickoffs for 79 yards (19.8 avg.).

COLLEGE – Four-year letterman at USC at wide receiver, where he graduated ranked fourth on Trojans' career receptions list with 125...His 1,572 receiving yards ranked ninth in school history upon his departure...Had 46 catches for 623 yards (12.7 avg.) as a senior, with three TDs...Caught 56 passes for 649 yards (11.6 avg.) and two TDs as a junior...Earned degree in sociology.

PERSONAL – Married to Rachel with two sons, Caine and Jedan... Traveled to Afghanistan with QB Drew Brees in 2008 offseason as part of USO mission to visit with troops...Prep All-America selection at Westlake Village (Calif.) HS...Posted 187 receptions for 3,017 yards and 34 TDs in prep career...Also a three-year starter on Westlake's basketball team...Full name: Billy RoShawn Miller...Born in Los Angeles, Calif.

BILLY MILLER

Year	Team	GP	GS	RECEIVING				
				No	Yds	Avg	Lg	TD
1999	Denver	10	0	5	59	11.8	2	0
2000	Denver	12	0	1	7	7.0	7	0
2001	Did Not Play							
2002	Houston	16	7	51	613	12.0	42	3
2003	Houston	16	5	40	355	8.9	25	3
2004	Houston	16	9	17	178	10.5	27	1
2005	Cleveland	3	1	0	0	0.0	0	0
2006	New Orleans	10	3	14	129	9.2	22	0
2007	New Orleans	16	6	27	328	12.1	57	2
2008	New Orleans	15	5	45	579	12.9	41	1
NFL Totals		114	37	200	2,248	11.2	57	10
Saints Totals		41	14	86	1,036	12.0	57	3

ADDITIONAL STATISTICS: Kickoff Returns — 4 for 79 yards with a long of 30 in 1999, 1 for 13 yards in 2000; Special Teams Tackles — (1999, 14); (2000, 5); (2002, 1) Total: 20; Special Teams Fumble Recoveries — (2002, 1) Total: 1.

CAREER HIGHS: Receptions — 8, vs. Baltimore (12/15/02); Receiving Yards — 82, vs. San Diego (10/26/08); Long Reception — 57, vs. Jacksonville (11/4/07); Receiving TDs — 1 (10x), last vs. Green Bay (11/24/08).

POSTSEASON

Year	Team	GP	GS	RECEIVING				
				No	Yds	Avg	Lg	TD
2006	New Orleans	2	0	8	95	11.9	29	0
Postseason		2	0	8	95	11.9	29	0

POSTSEASON CAREER HIGHS: Receptions — 4 (2x), last at Chicago (1/21/07); Receiving Yards — 61, vs. Philadelphia (1/13/07); Long Reception — 29, vs. Philadelphia (1/13/07); Receiving TDs — 0.



Marvin MITCHELL 50

HEIGHT: 6-3 WEIGHT: 249
 COLLEGE: TENNESSEE
 JOINED SAINTS: 07-07
 NFL EXPERIENCE: 3
 BORN: 10/21/84

LB

NFL CAREER – Over his first two seasons, Mitchell has established himself as one of the Saints' top special teams performers while providing depth to the linebacker corps. He has 26 stops on the coverage units since joining the Saints, including a career-best 15 in 2008. Because of his strength and sure tackling, the former seventh-round draft choice has also appeared in the Saints' goal-line defensive packages.

CAREER TRANSACTIONS – Signed to the Saints active roster off of the practice squad, 10/6/07; Signed to the Saints practice squad, 9/2/07; Waived by Saints, 9/1/07; Signed to a three-year contract, 6/18/07; Selected in the seventh round (220th overall) of the 2007 NFL Draft.

2008 – Played in 15 games primarily on special teams, declared inactive at Tampa Bay, Nov. 30...Recorded 15 special teams tackles on the season...Had one stop on defense, at goal line at Kansas City, Nov. 16. Also had three special teams tackles against the Chiefs, tying his career-high. **2007** – Played in 10 games after starting season on the practice squad, was inactive for three contests, and recorded 11 tackles on special teams...Signed to active roster, Oct. 6, and made NFL debut against Carolina the next day, making a tackle on special teams...Notched a season-best three special teams stops vs. Arizona, Dec. 16.

COLLEGE – A team captain as a senior, playing in 40 games (15 starts) during his career and finishing with 154 stops...Led the Volunteers in tackles in 2006 with 104 stops, adding three pass defenses and a pair of forced fumbles...Started all 13 contests and voted a permanent team captain for the final eight games...Set a career-high with 15 stops vs. Florida...Totaled a game-high 12 tackles in Outback Bowl vs. Penn State...Played in 11 games in his junior campaign with two starts... Sat out the 2004 season on a medical redshirt after suffering knee injury in previous year's bowl practice...Played in all 12 games as a sophomore, primarily on special teams, recording four tackles and a blocked punt and also had an interception on defense...Played in four games, notching eight tackles as a true freshman.

PERSONAL – Attended Virginia Pilot (Norfolk, Va.) HS...All-district as both tight end and linebacker and co-MVP choice in final season...Caught 29 passes for 500 yards and had six interceptions, five sacks and 131 tackles as a senior...Also played basketball, ran track and threw the shot put.


MARVINMITCHELL



Year	Team	GP	GS	Tot	TACKLES			Yds	INTERCEPTIONS				FUMBLES				
					Solo	Asst	Sk		No	Yds	Lg	TD	PD	FF	FR	Yds	
2007	New Orleans	10	0	0	0	0	0.0	0.0	0	0	0	0	0	0	0	0	0
2008	New Orleans	15	0	1	1	0	0.0	0.0	0	0	0	0	0	0	0	0	0
NFL Totals		25	0	1	1	0	0.0	0.0	0	0	0	0	0	0	0	0	0

ADDITIONAL STATISTICS: Special Teams Tackles — (2007, 11); (2008, 15) Total: 26.

CAREER HIGHS: Tackles — 1, at Kansas City (11/16/08); Sacks — 0; Interceptions — 0; Passes Defensed — 0; Forced Fumbles — 0; Fumble Recoveries — 0; Special Teams Tackles — 3 (2x), last at Kansas City (11/16/08).



Lance MOORE 16

HEIGHT: 5-9 WEIGHT: 190
 COLLEGE: TOLEDO
 JOINED SAINTS: FA-05
 NFL EXPERIENCE: 4
 BORN: 8/31/83

WR

NFL CAREER – A year after giving an indication of his potential, Moore took his career to a new level in 2008, quickly becoming one of the Saints' top weapons on offense and leading the club in catches, yards and receiving touchdowns. Last season the fleet-footed wide receiver started six of 16 games and set career-highs with 79 catches for 928 yards and 10 touchdowns. Moore tied for 15th in the NFL in catches and fifth in the league in TD grabs. A study in perseverance, Moore's career took flight after spending the majority of 2005-06 on the practice squad and playing in all 16 games for the first time in 2007, when he had 32 catches. He's also served as a punt returner and kick returner during his time in New Orleans. For his career, the versatile performer has 112 receptions for 1,240 yards (11.1 avg.) with 12 touchdowns, in addition to two carries for seven yards and another TD. Moore has also returned 18 kickoffs for 354 yards (19.7 avg.) and 32 punts for 270 yards (8.4 avg.).


CAREER TRANSACTIONS – Re-signed to a one-year contract (RFA), 4/22/09; Signed to reserve/future contract, 1/26/07; Signed by Saints to practice squad, 10/30/06; Waived, 10/29/06; Signed to Saints active roster, 1/3/06; Signed to practice squad, 12/15/05; Waived, 12/12/05; Signed to active roster, 11/16/05; Signed by Saints to practice squad, 9/26/05; Waived by Cleveland Browns, 8/29/05; Signed by Cleveland as undrafted free agent, 4/29/05.

2008 – Played in all 16 games, with a career-high six starts, and became the club's most consistent target over the course of the season...Registered only three catches for 24 yards in the first two contests, then caught fire over the last 14 games, finishing with a team-high 79 catches for 928 yards (11.7 avg.) and 10

TDs...Set a club record with a scoring grab in five-straight contests (10/26-11/30) and also posted three multi-TD games...Had at least five catches in 10 of final 14 contests...After seven-catch, 78-yard day at Denver, Sept. 21, hauled in seven catches for 101 yards and a pair of TDs vs. San Francisco the next week...Tallied 97 yards on seven grabs vs. Oakland, Oct. 12...Started TD streak vs. San Diego, hauling in six catches for 90 yards and a touchdown, and would reach the end zone in the next four games...Posted back-to-back 100-yard performances, including a season-high eight catches for 102 at Kansas City and five grabs for career-high 115 yards vs. Green Bay, Nov. 24, with a 70-yard catch-and-run for a score...Closed season with eight receptions for 91 yards and a pair of fourth-quarter TDs vs. Carolina, Dec. 28. **2007** – Played in all 16 games for the first time in his career, including his first four starts... Had 32 catches to rank sixth on team for 302 yards (9.4 avg.), and two TDs...Led club with 20 punt returns for 185 yards, with a long of 48, with 9.8 avg. ranking 11th in NFL...At Indianapolis, Sept. 6, averaged 21.7 yards on three kick returns, including a long of 30, and added a 30-yard punt return...Hauled in six catches for 54 yards vs. Tennessee, Sept. 24, and added three kick returns for 54 yards...Had three grabs for 35 yards at Seattle, Oct. 14. Added a seven-yard TD on his first career rushing attempt for his first NFL touchdown while making the initial start of his career...Oct. 21 vs. Atlanta, had a career-long 48-yard punt return...Hauled in three passes for 26 yards vs. Jacksonville, Nov. 4, including the first TD reception of his career, an eight-yard grab. **2006** – Saw action on special teams and at wide receiver at Green Bay, Sept. 17 and had two punt returns for 28 yards, including a 25-yard burst... Waived, Oct. 29 and re-signed to practice squad the next day. **2005** – Promoted from practice squad to active roster, Nov. 16...Declared inactive for three games before waived and re-signed to practice squad...Went to camp with Cleveland before being waived and signed by Saints to practice squad, Sept. 26.

COLLEGE – Had 4,146 all-purpose yards at Toledo and set school

BREAKOUT YEAR



Moore set a team record by hauling in a touchdown pass in five-consecutive games in 2008. He led the club with a 10 TD grabs, tying for fifth in the NFL.

He had at least five catches in 10 games last season, and had 90 or more receiving yards in six contests.

Often operating out of the slot, Moore hauled in 79 receptions, with 40 moving the chains for first downs.

Moore had seven catches of 25 yards or more in 2008, including a 70-yard TD grab vs. Green Bay and a 47-yard scoring reception at Kansas City.

GAMEBYGAME


2008	RECEIVING								PUNT RETURNS					
	Date	Opp.	GP	ST	REC	YDS	AVG	LG	TD	NO	YDS	AVG	LG	TD
9/7	TB	X			2	17	8.5	9	0	1	10	10.0	10	0
9/14	@WAS	X			1	7	7.0	7	0	0	0	0.0	0	0
9/21	@DEN	X			7	78	11.1	18	0	0	0	0.0	0	0
9/28	SF	X	X		7	101	14.4	33t	2	0	0	0.0	0	0
10/6	MIN	X	X		5	31	6.2	12	0	0	0	0.0	0	0
10/12	OAK	X	X		7	97	13.9	27	0	0	0	0.0	0	0
10/19	@CAR	X	X		3	10	3.3	4	0	1	11	11.0	11	0
10/26	SD	X	X		6	90	15.0	31	1	0	0	0.0	0	0
11/9	@ATL	X			6	76	12.7	32t	1	0	0	0.0	0	0
11/16	@KC	X	X		8	102	12.8	47t	1	0	0	0.0	0	0
11/24	GB	X			5	115	23.0	70t	2	1	11	11.0	11	0
11/30	@TB	X			2	15	7.5	13t	1	0	0	0.0	0	0
12/7	ATL	X			3	35	11.7	15	0	0	0	0.0	0	0
12/11	@CHI	X			5	27	5.4	9	0	1	2	2.0	2	0
12/21	@DET	X			4	36	9.0	17	0	2	6	3.0	6	0
12/28	CAR	X			8	91	11.4	20	2	0	0	0.0	0	0
2008 Season		16	6	79	928	11.7	70t	10	6	40	6.7	11	0	0

2007	RECEIVING								PUNT RETURNS					
	Date	Opp.	GP	ST	REC	YDS	AVG	LG	TD	NO	YDS	AVG	LG	TD
9/6	@IND	X			0	0	0.0	0	0	1	30	30.0	30	0
9/16	@TB	X			3	46	15.3	22	0	0	0	0.0	0	0
9/24	TEN	X			6	54	9.0	17	0	0	0	0.0	0	0
10/7	CAR	X			3	32	10.7	16	0	2	11	5.5	8	0
10/14	@SEA	X	X		3	35	11.7	20	0	0	0	0.0	0	0
10/21	ATL	X			1	10	10.0	10	0	2	55	27.5	48	0
10/28	@SF	X			1	10	10.0	10	0	4	25	6.3	18	0
11/4	JAX	X			3	26	8.7	13	1	2	11	5.5	7	0
11/11	STL	X			1	12	12.0	12	0	1	8	8.0	8	0
11/18	@HOU	X	X		0	0	0.0	0	0	1	9	9.0	9	0
11/25	@CAR	X	X		3	16	5.3	10	1	2	12	6.0	7	0
12/2	TB	X			2	18	9.0	14	0	0	0	0.0	9	0
12/10	@ATL	X			2	14	7.0	7	0	1	0	0.0	9	0
12/16	ARZ	X	X		0	0	0.0	0	0	1	0	0.0	9	0
12/23	PHI	X			3	28	9.3	12	0	1	8	8.0	8	0
12/30	@CHI	X			1	1	1.0	1	0	2	16	8.0	16	0
2007 Season		16	4	32	302	9.4	22	2	20	185	9.3	48	0	0

records with 222 receptions for 2,776 yards and 25 TDs in 50 career games from 2001-04...Gained 902 yards on 42 kick returns and 399 yards and a pair of TDs on punt returns...Only player in Toledo history to gain over 1,000 yards receiving twice and set a school season mark with 14 touchdown grabs as a senior...All-Mid American Conference selection his final two seasons.

PERSONAL – Majored in business...Attended Westerville South (Ohio) HS...Set state high school records for receptions (103) and touchdown catches (24) as a senior...Full name is Lance Andrew Moore...Allocated to Berlin Thunder in Spring of 2006...Brother, Nick, was also a standout wide receiver at Toledo and was named second-team All-MAC as a senior in 2008 before signing with Minnesota Vikings...Born in Columbus, Ohio.

LANCEMOORE



Year	Team	RECEIVING						RUSHING					
		GP	GS	No	Yds	Avg	Lg	TD	Att	Yds	Avg	Lg	TD
2006	New Orleans	4	0	1	10	10.0	10	0	0	0	0.0	0	0
2007	New Orleans	16	4	32	302	9.4	22	2	2	7	3.5	7t	1
2008	New Orleans	16	6	79	928	11.7	70t	10	0	0	0.0	0	0
NFL totals		36	10	112	1,240	11.1	70t	12	2	7	3.5	7t	1

Year	Team	KICKOFF RETURNS					PUNT RETURNS					
		No	Yds	Avg	Lg	TD	No	FC	Yds	Avg	Lg	TD
2006	New Orleans	0	0	0.0	0	0	6	2	45	7.5	25	0
2007	New Orleans	17	318	18.7	32	0	20	15	185	9.3	48	0
2008	New Orleans	1	36	36.0	36	0	6	13	40	6.7	11	0
NFL totals		18	354	19.7	36	0	32	30	270	8.4	48	0

ADDITIONAL STATISTICS: Passing — 0-for-1 for 0 yards and 1 INT with a 0.0 passer rating in 2008.

CAREER HIGHS: Receptions — 8 (2x), last vs. Carolina (12/28/08); Receiving Yards — 115, vs. Green Bay (11/24/08); Long Reception — 70t, vs. Green Bay (11/24/08); Receiving TDs — 2 (3x), last vs. Carolina (12/28/08); Rushes — 1 (2x), last at Houston (11/18/07); Rushing Yards — 7, at Seattle (10/14/07); Long Rush — 7t, at Seattle (10/14/07); Rushing TDs — 1, at Seattle (10/14/07); Kickoff Returns — 5, vs. Tampa Bay (12/2/07); Kickoff Return Yards — 83, vs. Tampa Bay (12/2/07); Long Kickoff Return — 32, vs. Tampa Bay (12/2/07); Kickoff Returned for TD — 0; Punt Returns — 4, at San Francisco (10/28/07); Punt Return Yards — 55 vs. Atlanta (10/21/07); Long Punt Return — 48, vs. Atlanta (10/21/07); Punt Returned for TD — 0.

Jamar NESBIT

67

HEIGHT: 6-4 WEIGHT: 328

COLLEGE: SOUTH CAROLINA

JOINED SAINTS: UFA-04 (JAX)

NFL EXPERIENCE: 11

BORN: 12/17/76

NFL CAREER – A proven veteran with a wealth of experience, Nesbit brings versatility to the offensive line as he has lined up at every position on the line other than left tackle over the course of his career. The most veteran player amongst the Saints' linemen, the former undrafted free agent started 35 consecutive games at left guard from 2006-08 and has started 90 out of 140 games in his career, and 43 of 71 since coming to New Orleans as a free agent in 2004 from the Jacksonville Jaguars after starting his career with four seasons with the Carolina Panthers.

CAREER TRANSACTIONS – Activated from reserve/suspended list, 10/25/08; Placed on reserve/suspended list, 9/23/08; Re-signed by Saints to a three-year contract, 2/27/08; Signed by Saints to four-year contract (UFA), 4/25/04; Signed by Jacksonville Jaguars (UFA) to one-year contract, 5/5/03; Re-signed by Carolina Panthers to one-year contract, 6/21/02; Signed to three-year contract as an undrafted free agent by Carolina, 4/18/99.

2008 – Started three of the seven games he played in, inactive for four and dressed but did not see action in another... Was the starting left guard for the first three contests of the season before missing four games due to a suspension levied by the Commissioner's office... Returned to action in the second half of the season, playing on special teams and as a reserve guard in the campaign's remaining games. **2007** – Started all 16 games at left guard for the second-straight year, and part of a unit that allowed only 16 sacks, the fewest in the NFL... Played in every game for the fifth-straight season, and reached 133 regular-season contests played by year's end. **2006** – Started all 16 games at left guard for the first time since 2001 and the first time with Saints... Also opened both postseason contests... Offensive line key component in club featuring NFL's No. 1-ranked offense, averaging 391.5 yards per contest. **2005** – Played in all 16 games, starting three at right tackle when T Jammal Brown was sidelined with injury and started at right guard at Minnesota, Sept. 25... Also saw action as a blocking tight end and on special teams... Started at right tackle vs. Atlanta, Oct. 16, as Saints rushed for season-high 211 yards... Appeared in his 100th career NFL game vs. Detroit, Dec. 24... Started at right tackle at Tampa Bay, 1/1/06. **2004** – Played in 16 games, starting four at left guard... Saw majority of playing time on special teams... Opened at right guard at Tampa Bay, Dec. 19. **2003** – Primarily served as a backup, starting at LG at Tennessee, Nov. 16 and at the N.Y. Jets, Nov. 23. **2002** – Played 14 games with 13 starts... Inactive for two games with ankle injury. **2001** – Started all 16 games (15 at left guard and one at center)... Helped offense set club record for fewest sacks allowed in season (31)... Made first NFL start at center at San Francisco, Oct. 7. **2000** – Started 16 games at right guard for Carolina. **1999** – Lone undrafted rookie to earn roster spot... Played in seven games, mainly on special teams, and inactive in nine contests.


COLLEGE – Started 11 games as a senior in 1998, earning second-team All-SEC honors... First-team All-SEC as a junior and sophomore... As a sophomore, one of only 11 players in the country named to CFA's Good Works Team, in recognition for his outstanding community service work... Named to SEC's All-Freshman team in 1995 after starting last 10 games at guard... Graduated with a dual degree in marketing and business administration.

PERSONAL – Married (Tara) with sons, Bryson and Michael... Attended Summerville (S.C.) HS, where he was named All-America and All-State... Father, Ronald, works for U.S. Army Corps of Engineers, and Jamar lived abroad during his first 13 years. Lived two stints in Germany around two-and-a-half years in Saudi Arabia... Played soccer and baseball before moving to U.S. at age of 14... Played organized football for first time in the 10th grade... Full name: Jamar Kendric Nesbit.

JAMARNESBIT

Games Played/Started: Carolina — (1999, 7/0); (2000, 16/16); (2001, 16/16); (2002, 14/13) Jacksonville — (2003, 16/2) New Orleans — (2004, 16/4); (2005, 16/4); (2006, 16/16); (2007, 16/16); (2008, 7/3) Totals: 140/90; Saints Totals: 71/43

POSTSEASON
Games Played/Started: New Orleans — (2006, 2/2) Totals: 2/2



Carl NICKS

77

HEIGHT: 6-5 WEIGHT: 343
COLLEGE: NEBRASKA
JOINED SAINTS: 05B-08
NFL EXPERIENCE: 2
BORN: 5/14/85

G

NFL CAREER – Nicks needed little time in making the typically-difficult transition to the NFL trenches, as the 2008 fifth-round pick started the final 13 games last season and emerged as one of the league's best rookie linemen. A powerful run blocker who also has the wide wingspan and quick feet needed for pass protection, Nicks was a key factor in the Saints surrendering just 13 sacks last season, a team record. He was selected by multiple publications for All-Rookie honors, and is expected to continue to be a fixture on the club's offensive front.

CAREER TRANSACTIONS – Signed to a three-year contract, 7/23/08; Drafted in the fifth-round (164th overall) of the 2008 NFL Draft.

HONORS – **2008:** *Pro Football Weekly* All-Rookie, *Sporting News* All-Rookie.


2008 – After serving as a backup and goal-line tight end for the first three games, Nicks opened the final 13 contests at left guard and was a key component of an offensive unit that was ranked first in the NFL in yards per game and scoring, while setting a club record with only 13 sacks surrendered... After entering the starting lineup in the fourth game of the season, vs. San Francisco, the Saints would only give up nine sacks in the final 13 contests.

COLLEGE – Appeared in 23 games at Nebraska, starting 13 contests, including 11 at left tackle in 2007 and two at right tackle in 2006... During his two seasons with the Cornhuskers, he allowed just one sack... As a senior, he was named second-team All-Big 12 while registering 76 knockdown blocks... Appeared in all 11 games as a junior in 2006, serving as the top backup at RT, where he started the final two games... Attended Hartnell (Salinas, Calif.) JC in 2005... Played as a reserve defensive tackle as a true freshman at New Mexico State in 2003, recording three tackles and a fumble recovery... Majored in sociology.

PERSONAL – Attended Salinas (Calif.) HS, where he was a standout defensive tackle and named Defensive Lineman of the Year in 2002 in his region... While at Hartnell Junior College, also competed on the track team in shot put and discus... He and his wife, Bridget, have a daughter (Serena)... Born in San Francisco, Calif.

CARLNICKS

Games Played/Started: New Orleans — (2008, 16/13) Totals: 16/13



Rob NINKOVICH 99

HEIGHT: 6-2 WEIGHT: 255
 COLLEGE: PURDUE
 JOINED SAINTS: FA-08 (MIA-PS)
 NFL EXPERIENCE: 3
 BORN: 2/1/84

DEALS

NFL CAREER – Ninkovich is a former Saints' fifth-round draft pick who returned to the club late last season after spending most of the last two years with the Miami Dolphins. Known as a high-energy pass rusher when selected out of Purdue in 2005, Ninkovich has played in seven NFL games in his career.

CAREER TRANSACTIONS – Signed by Saints from Miami Dolphins practice squad, 12/3/08; Signed to Miami practice squad, 11/22/08; Waived by Miami, 11/20/08; Signed by Miami from practice squad, 11/15/08; Signed to practice squad of Miami, 9/3/08; Waived by Miami, 8/31/08; Claimed off waivers by Miami, 9/7/07; Waived by Saints, 9/6/07; Placed on injured reserve by Saints, 9/29/06; Drafted by Saints in the fifth round (135th overall) of the 2006 NFL Draft.

2008 – Signed by the Saints, Dec. 3, and was inactive for final three contests...Spent most of season on Dolphins practice squad, suiting up and appearing in one contest. **2007** – Played in four games with Dolphins in reserve role...Made Dolphins debut vs. Dallas, Sept. 16, and played the following week as well...Was inactive for 11 of the last 13 games. **2006** - As a rookie with Saints, played in three games as a reserve...Posted two tackles and deflected a pass and had two stops on special teams...Sustained a knee injury vs. Atlanta, Sept. 25 and was placed on injured reserve, Sept. 29.

COLLEGE – Two-year letterman at Purdue who played in 23 games with five starts...Career totals of 71 tackles, 16 sacks, two forced fumbles, a fumble recovery and a pair of interceptions...As senior in 2005, was second-team All-Big Ten at defensive end with 48 tackles, eight sacks, two interceptions, two forced fumbles and a fumble recovery...Also caught a one-yard TD at tight end...Tied for second in Big 10 with eight sacks as junior, along with a two-yard touchdown grab...Transferred to Purdue following a two-year stint at Joliet (Ill.) Junior College, where he set a school record with 16 sacks as a sophomore and also had five forced fumbles and four fumble recoveries...Majored in organizational leadership and supervision.


PERSONAL – Full name: Robert Michael Ninkovich...Born in Blue Island, Ill...Attended Lincoln-Way Central (New Lenox, Ill.) HS, where he played defensive end and tight end...Has been active in the community for both the Saints and the Dolphins.

ROBNINKOVICH

Year	Team	GP	GS	Tot	TACKLES			Yds	INTERCEPTIONS					FUMBLES		
					Solo	Asst	Sk		No	Yds	Lg	TD	PD	FF	FR	Yds
2006	New Orleans	3	0	2	1	1	0.0	0.0	0	0	0	0	1	0	0	0
2007	Miami	4	0	0	0	0	0.0	0.0	0	0	0	0	0	0	0	0
2008	Miami	1	0	0	0	0	0.0	0.0	0	0	0	0	0	0	0	0
	New Orleans	0	0	0	0	0	0.0	0.0	0	0	0	0	0	0	0	0
NFL totals		8	0	2	1	1	0.0	0.0	0	0	0	0	1	0	0	0
Saints totals		3	0	2	1	1	0.0	0.0	0	0	0	0	1	0	0	0

ADDITIONAL STATISTICS: Special Teams Tackles — (2006, 2); (2007, 2) Total: 4.

CAREER HIGHS: Tackles — 1 (2x), last at Green Bay (9/17/06); Sacks — 0; Forced Fumbles — 0; Fumble Recoveries — 0; Interceptions — 0; Passes Defensed — 1, at Green Bay (9/17/06); Special Teams Tackles — 2, at Cleveland (9/10/06)



Buck ORTEGA 86

HEIGHT: 6-4 WEIGHT: 250
 COLLEGE: MIAMI (FLA)
 JOINED SAINTS: FA-08
 NFL EXPERIENCE: 2
 BORN: 11/22/81

TE

NFL CAREER – Ortega played in 11 games in 2008, serving as the third tight end and on special teams. It was his first regular-season action after several stints on the club's practice squad. Ortega has also spent time on the practice squads of the Cleveland Browns and Miami Dolphins since entering the NFL in 2006 out of the University of Miami.

CAREER TRANSACTIONS – Signed by Saints from practice squad, 11/15/08; Signed to New Orleans practice squad, 10/15/08; Waived by New Orleans, 10/8/08; Signed by New Orleans from practice squad, 10/6/08; Signed to New Orleans practice squad, 10/1/08; Waived by New Orleans, 9/30/08; Signed by New Orleans, 9/21/08; Waived by New Orleans, 9/15/08; Signed by New Orleans from practice squad, 9/13/08; Signed by New Orleans to practice squad, 8/31/08; Waived by New Orleans; 8/30/08; Re-signed by New Orleans, 7/26/08; Waived by New Orleans, 7/23/08; Signed by New Orleans to reserve/futures contract, 1/2/08; Signed by New Orleans to practice squad, 11/27/07; Released from practice squad by Miami Dolphins, 11/6/07; Signed by Miami to practice squad, 10/24/07; Waived by Cleveland Browns, 8/27/07; Signed by Cleveland to reserve/futures contract, 2/6/07; Signed by Cleveland to

practice squad, 9/3/06; Waived by Washington Redskins, 9/2/06; Signed by Washington as an undrafted free agent, 5/3/06.

2008 – Appeared in 11 games with one start, recording one reception for three yards and 10 special teams tackles...Caught three-yard pass for his first career reception and made a special teams tackle vs. Carolina, Dec. 28.

COLLEGE – Appeared in 40 games, including six starts, at the University of Miami and finished his career with 14 receptions for 182 yards...As a senior in 2005, appeared in 10 games, including five starts, and posted six receptions for 100 yards...As a junior in 2004, played in all 12 games and started in the Peach Bowl, and totaled eight receptions for 82 yards...As sophomore in 2003, played in 13 games on special teams...As a freshman in 2002, played in five games on special teams with five tackles...Also played quarterback against Florida A&M throwing four passes without a completion...Redshirted as a freshman in 2001.

PERSONAL – Full name: Rafael Ortega Jr...Born in Miami, Fla...Attended Gulliver (Miami, Fla.) HS, where he played quarterback and led the school to the Florida Class 2A championship as a senior...Threw two touch-down passes in the state title game victory to former college teammate, the late Washington Redskins safety Sean Taylor.

BUCKORTEGA

Year	Team	GP	GS	RECEIVING				Lg	TD
				No	Yds	Avg			
2008	New Orleans	11	1	1	3	3.0	3	0	
NFL Totals		11	1	1	3	3.0	3	0	

ADDITIONAL STATISTICS: Kickoff Returns — 1 for 8 yards in 2008; Special Teams Tackles — (2008, 10) Total: 10.

CAREER HIGHS: Receptions — 1, vs. Carolina (12/28/08); Receiving Yards — 3, vs. Carolina (12/28/08); Long Reception — 3, vs. Carolina (12/28/08); Receiving TDs — 0.



Glenn PAKULAK

4

HEIGHT: 6-3 WEIGHT: 220
 COLLEGE: KENTUCKY
 JOINED SAINTS: FA-08
 NFL EXPERIENCE: 2
 BORN: 4/9/80

P

NFL CAREER – A study in perseverance, Pakulak spent five years on practice squads, playing in NFL Europe, going to training camps and working out on his own before taking over the punting chores with the Saints at midseason in 2008. He made the most of the opportunity, averaging over 47 yards on 24 punts

and dropping three inside the 20. Pakulak, who won the job with the Saints in a multi-player tryout during the club's bye week last season, also served as the club's holder on all kicks.

CAREER TRANSACTIONS – Signed by Saints, 10/29/08; Released from practice squad of Oakland Raiders, 9/4/08; Signed to Oakland practice squad, 9/3/08; Waived by Oakland, 8/31/08; Signed by Oakland, 8/14/08; Waived by Chicago Bears, 6/1/08; Signed by Chicago, 1/29/08; Released from practice squad of Tennessee Titans, 9/26/07; Signed to Tennessee practice squad, 9/21/07; Waived by Tennessee, 8/26/07; Signed by Tennessee and allocated to NFL Europe, 1/25/07; Waived by Oakland Raiders, 8/28/06; Signed by Oakland and allocated to Amsterdam of NFL Europe, 1/16/06; Waived by the Atlanta Falcons, 8/14/04; Signed by Atlanta, 1/12/04; Waived by the Pittsburgh Steelers, 8/22/03; Signed by Pittsburgh, 8/4/03; Waived by the Seattle Seahawks, 7/25/03; Signed as an undrafted free agent by Seattle, 5/1/03.

2008 – Signed by the Saints, Oct. 29, and handled punting and holder duties for the final eight contests...Punted 24 times for 1,144 yards (47.7 avg.) and placed three inside the 20 with only two touchbacks...Made NFL regular season debut at Atlanta, Nov. 9, averaging 48.3 yards on three punts and making a special teams tackle...Notched a 49.4 average on five punts, with a career-long 70-yarder at Tampa Bay, Nov. 30...Punted three times for an average of 50.7 yards with one inside the 20 vs. Atlanta, Dec. 7...Dropped two kicks inside the 20 at Chicago, Dec. 11...Awarded a game ball by Coach Sean Payton following victory at Detroit, Dec. 21, played near his hometown, but did not get to punt in the contest...Had three punts for a career-high 54.7 average vs. Carolina, Dec. 28.

2007 – Went to camp with Tennessee...Allocated by Titans in offseason to Amsterdam Admirals of NFL Europe and finished second in league with 43.3 average. **2006** – Went to camp with Oakland and was allocated by the Raiders in the offseason to Amsterdam of NFL Europe and totaled 34 punts for 1,430 yards (42.1 avg.) and long of 59. **2005** – Spent season out of football. **2004** – Went to training camp with Atlanta Falcons. **2003** – After signing with Seattle as an undrafted free agent went to training camp with the Pittsburgh Steelers.

COLLEGE – At Kentucky earned All-SEC first-team selection as senior in 2002...Named All-SEC second team by SEC coaches as a junior, and as sophomore led SEC and ranked sixth nationally by averaging 47 yards per punt...Majored in kinesiology.

PERSONAL – Born April 9, 1980 in Pontiac, Mich...Two-year starter as kicker, punter, linebacker and receiver at East (Lapeer, Mich.) HS...Awarded All-League honors at receiver and linebacker...Also was three-year prep standout in basketball and baseball.

GLENNPAKULAK



Year	Team	G	No	Yds	Avg	Ret	Punting					
							Yds	Net	TB	In 20	LG	Blk
2008	New Orleans	8	24	1,144	47.7	18	197	37.8	2	3	70	0
NFL totals		8	24	1,144	47.7	18	197	37.8	2	3	70	0

ADDITIONAL STATISTICS: Special Teams Tackles — (2008, 1) **Total: 1.**

CAREER HIGHS: Punts — 5 (2x), last at Chicago (12/11/08); **Most Yards** — 247, at Tampa Bay (11/30/08); **Gross Avg.** — 54.7, vs. Carolina (12/28/08); **Net Avg.** — 50.0, vs. Atlanta (11/7/08); **Most Punts Inside the 20** — 2, at Chicago (12/11/08); **Long Punt** — 70, at Tampa Bay (11/30/08); **Special Teams Tackles** — 1, at Atlanta (11/9/08).



Tracy PORTER 22

HEIGHT: 5-11 WEIGHT: 186
 COLLEGE: INDIANA
 JOINED SAINTS: 02-08
 NFL EXPERIENCE: 2
 BORN: 8/11/86

CB

NFL CAREER — The fleet-footed Porter immediately stepped into the starting lineup after being selected in the second round in 2008, showing maturity and aggressive ball skills before being sidelined for the final 11 games with a wrist injury. He was extremely active in the secondary for the first five contests, ranking among the club's leaders with 32 tackles, an interception, a sack and also deflecting five passes. A native of Port Allen, La., Allen arrived in New Orleans after a standout career at Indiana, where he departed as the only player in school history to return a punt, interception and fumble for touchdowns.

CAREER TRANSACTIONS — Placed on injured reserve, 10/7/08; Signed to a four-year contract, 7/25/08; Selected in the second round (40th overall) of the 2008 NFL Draft.

2008 — Started all five games he appeared in and recorded 32 tackles (26 solo), one sack, one interception and knocked away five passes...Became the first Saints rookie to earn an opening day start at CB since Keyuo Craver in 2002 and had a stellar debut vs. Tampa Bay, Sept. 7, making six tackles (three solo) and two pass defenses...Recorded nine tackles (eight solo) at Washington, Sept. 14...Led the team with a career-high 10 tackles (nine solo) at Denver, Sept. 21...Had a big day vs. San Francisco, Sept. 28, making his first sack and later picking off his first pass, while totaling four tackles and a pass defense...Recorded three tackles and deflected a pair of passes before leaving the game in the fourth quarter with a season-ending dislocated right wrist vs. Minnesota, Oct. 6.


2008 GAME BY GAME

Date	Opp.	DEFENSE					SACK/YDS	INT/YDS	PD	FF	FR
		GP	ST	SOLO	AST	TOT					
9/7	TB	X	X	3	3	6	0 0	0 0	2	0	0
9/14	@WAS	X	X	8	1	9	0 0	0 0	0	0	0
9/21	@DEN	X	X	9	1	10	0 0	0 0	0	0	0
9/28	SF	X	X	4	0	4	1 8	1 25	1	0	0
10/6	MIN	X	X	2	1	3	0 0	0 0	2	0	0
10/12	OAK						Injured Reserve 10/7				
2008 Season		5	5	26	6	32	1 8	1 25	5	0	0

COLLEGE — The only player in Indiana history to return a punt, interception and fumble for a touchdown in his career...Started 43 games in his career, 29 at right cornerback, 13 on the left and one at strong safety...Recorded career totals of 212 tackles (175 solo), 16 interceptions for a school-record 413 yards in returns and a touchdown...Also had two forced fumbles and four fumble recoveries for 147 yards in returns, including a 76-yard touchdown...Also an excellent special teams performer, blocking a kick and returning 35 punts for 477 yards (13.6-avg.) and an 86-yard TD...Was an All-Big Ten first-team selection as a senior in 2007 as he started every game, ranking second in the league with six interception returns for 137 yards, while making a career-high 83 tackles (63 solo) with a nine-yard sack, two fumble recoveries and one returned for a touchdown...Also ranked third in the Big 10 with 254 yards on 23 punt returns (11.0 avg.)...Earned All-Big Ten second-team honors as a junior as he finished fourth in the conference with four interceptions, a forced fumble and a fumble recovery...Returned 12 punts for 223 yards (18.6 avg.) and a touchdown, which would have led the nation but he was two returns below the total needed to qualify...Majored in general studies.


PERSONAL — Born Terry O'Neal Porter, Aug. 11, 1981 in Port Allen, La...Attended Port Allen (La.) HS, where he played only two seasons of football, but was first-team all-district as a senior...Second-team all-district as a junior despite missing seven games with a right forearm fracture...Played quarterback, running back and wide receiver on offense and cornerback on defense, where he had 11 interceptions with two TD returns as a senior...Averaged 47 yards per kickoff return and 28 yards per punt return in his final season...Also a prep standout in basketball and track.

TRACYPORTER



Year	Team	TACKLES						INTERCEPTIONS					FUMBLES			
		GP	GS	Tot	Solo	Asst	Sk	Yds	No	Yds	Lg	TD	PD	FF	FR	Yds
2008	New Orleans	5	5	32	26	6	1.0	8.0	1	25	25	0	5	0	0	0
NFL totals		5	5	32	26	6	1.0	8.0	1	25	25	0	5	0	0	0

CAREER HIGHS: Tackles — 10, at Denver (9/21/08); **Sacks** — 1, vs. San Francisco (9/28/08); **Interceptions** — 1, vs. San Francisco (9/28/08); **Passes Defensed** — 2 (2x), last vs. Minnesota (10/6/08); **Forced Fumbles** — 0; **Fumble Recoveries** — 0.



DeMario PRESSLEY 90

HEIGHT: 6-3 WEIGHT: 301
 COLLEGE: NORTH CAROLINA STATE
 JOINED SAINTS: D5A-08
 NFL EXPERIENCE: 2
 BORN: 11/3/85

DT

NFL CAREER – Pressley will compete for a roster spot in New Orleans' interior defensive line rotation after being sidelined for his rookie season with a foot injury. This highly-regarded young defensive tackle was chosen by the Saints with their first pick in the fifth round (144th overall) of the 2008 NFL Draft.

CAREER TRANSACTIONS – Placed on injured reserve, 7/27/08; Signed to a three-year contract, 7/15/08; Drafted by Saints in fifth round (144th overall) of the 2008 NFL Draft.

2008 – Spent entire rookie season on injured reserve, rehabilitating from a foot injury.

COLLEGE – Four-year letterman at North Carolina State, finishing career with 145 tackles, 4.5 sacks, two forced fumbles, two interceptions and a fumble recovery...Opened 31 of 42 career games...As a senior in 2007, recorded 41 tackles with 1.5 sacks and two interceptions...As a junior, was a second-team All-ACC choice as he had 46 tackles with two sacks and a forced fumble... Graduated in 2007 with a degree in sports management.

PERSONAL – Born Nov. 3, 1985 in Greensboro, N.C...Attended Dudley (Greensboro, N.C.) HS...Parade All-American and first-team All-USA Today selection...Had 28 sacks over his final two prep seasons...Also played center for basketball team and competed in track & field, throwing the shot put.



Pierson PRIOLEAU 31

HEIGHT: 5-11 WEIGHT: 188
 COLLEGE: VIRGINIA TECH
 JOINED SAINTS: UFA-09 (JAX)
 NFL EXPERIENCE: 11
 BORN: 8/6/77

S

NFL CAREER – Entering his 11th season, the veteran safety has been a solid defender throughout his career, and a standout special teams performer. Prioleau signed with the Saints as a free agent in the offseason after spending

2008 with the Jacksonville Jaguars, leading the coverage units with 18 stops. He has appeared in 129 contests in his career, with 48 starts in stints with four previous clubs. Three of his stops have been with Saints' defensive coordinator Gregg Williams, who values Prioleau's versatility and leadership. His career totals include 371 tackles, 5.5 sacks, six forced fumbles, a pair of fumble recoveries and an interception. Prioleau also has recorded 130 stops on special teams.

CAREER TRANSACTIONS – Signed by Saints, 3/26/09 (UFA-JAX); Signed by Jacksonville Jaguars to a one-year contract, 4/29/08 (UFA-WAS); Placed on injured reserve by Washington Redskins, 9/12/06; Signed by Washington, 3/16/05; Released by Buffalo Bills, 3/14/05; Signed by Buffalo to a three-year contract extension, 9/25/02; Re-signed by Buffalo to one-year contract, 4/16/02 (RFA); Signed by Buffalo to a one-year contract, 11/7/01; Waived by San Francisco 49ers, 9/2/01; Signed by San Francisco to a three-year contract, 7/27/99; Drafted by San Francisco in the fourth round (110th overall) of the 1999 draft.

2008 – Appeared in all 16 games with one start for Jacksonville and recorded 18 tackles (15 solo) and two pass defenses, while leading the Jaguars with 22 special teams tackles (16 solo)...Recorded a team-high three special teams tackles and recovered an onside kick that led to a field goal vs. Buffalo, Sept. 14...Had three special teams stops vs. Houston, Sept. 28. **2007** – Played in 15 games with four starts for Washington and finished with 38 tackles (24 solo), while adding 16 special teams stops...Recorded three tackles in 100th career game vs. NY Giants, Sept. 23...Started at New England, Oct. 28 and finished with a season-high seven tackles, and led with two special teams stops... Registered three special teams tackles vs. Buffalo, Dec. 2. **2006** – With Washington, injured his knee in opener and placed on injured reserve. **2005** – Appeared in 15 games with six starts with Washington...Recorded 29 tackles (31 solo) with a career-high three sacks, four pass defenses, a forced fumble and a fumble recovery...Ranked fourth on team with 21 special teams tackles. **2004** – With Buffalo, played in all 16 games for third consecutive season and started two contests...Finished with 37 tackles (14 solo) and a fumble recovery... Recorded season-high five special teams tackles at San Francisco, Dec. 26. **2003** – Played in all 16 games for the second consecutive season with six starts with Buffalo...Posted 37 tackles (23 solo), a forced fumble and five deflected passes...Blocked a punt which resulted in a safety at Kansas City, Oct. 26. **2002** – Started all 16 games for the only time in his career in his first full season with the Bills...Registered career-high 86 tackles (64 solo), a sack and four passes defended. **2001** – After signing with Buffalo at midseason, appeared in six games with two starts and finished with 30 tackles (21 solo), one sack and a forced fumble...Led team with 13 tackles (10 solo), a sack and forced a fumble at Miami, 1/6/02. **2000** – Registered 38 tackles (33 solo) and made his first career interception, while starting six of 14 games for San Francisco... Had first career interception vs. Oakland, Oct. 8. **1999** – Appeared in 14 games with five starts for San Francisco...Led all 49ers rookies with 48 tackles (40 solo) along with 10 pass defenses and a forced fumble.

COLLEGE – Four-year letterman at Virginia Tech, playing rover back and outside linebacker...Started every game as a senior and finished with 61 tackles (41 solo) and two interceptions, including an 85-yard return for a touchdown vs. Boston College...Named first-team All-Big East as a junior...Started every game as a sophomore at rover, recording 71 stops and two sacks...Played mostly on special teams and as a reserve defensive back as a freshman and made 24 tackles...Majored in interdisciplinary studies.

PERSONAL – Born in Alvin, S.C....Married (Alicia) with sons Pierson Jalen (P.J.) and Parker Jayden...Attended Macedonia (Alvin, S.C.) HS...Played both sides of ball and finished with over 900 yards rushing and 800 yards receiving, with 23 touchdowns, as well as starting at defensive back...Earned All-Region honors as junior and senior...Has been heavily involved in community affairs during his NFL career, including distributing Thanksgiving baskets and giving away coats during the holidays...While with the Redskins, helped launch the NFL Atlas & Athena Schools program to combat the use of steroids and human growth hormone (HGH) at the high school level...Name pronounced PEER-sun PRAY-low.

PIERSONPRIOLEAU

Year	Team	GP	GS	Tot	TACKLES			Yds	INTERCEPTIONS					FUMBLES		
					Solo	Asst	Sk		No	Yds	Lg	TD	PD	FF	FR	Yds
1999	San Francisco	14	5	48	40	8	0.0	0.0	0	0	0	10	1	0	0	
2000	San Francisco	14	6	38	33	5	0.0	0.0	1	13	13	0	4	2	0	0
2001	Buffalo	6	2	30	21	9	1.0	11.0	0	0	0	0	1	1	0	0
2002	Buffalo	16	16	86	64	22	1.0	10.0	0	0	0	0	4	0	0	0
2003	Buffalo	16	6	37	23	14	0.5	6.5	0	0	0	0	5	1	0	0
2004	Buffalo	16	2	37	14	23	0.0	0.0	0	0	0	0	1	0	1	12
2005	Washington	15	6	39	31	8	3.0	9.0	0	0	0	0	4	1	1	4
2006	Washington	1	0	0	0	0	0.0	0.0	0	0	0	0	0	0	0	0
2007	Washington	15	4	38	24	14	0.0	0.0	0	0	0	0	0	0	0	0
2008	Jacksonville	16	1	18	15	3	0.0	0.0	0	0	0	0	2	0	0	0
NFL totals		129	48	371	265	106	5.5	36.5	1	13	13	0	31	6	2	16

ADDITIONAL STATISTICS: Blocked Punts — (2003, 1) **Total: 1**; Special Teams Tackles — (1999, 5); (2000, 10); (2001, 6); (2002, 10); (2003, 12); (2004, 28); (2005, 21); (2007, 16); (2008, 22) **Total: 130**.

CAREER HIGHS: Tackles — 13, at Miami (1/6/02); Sacks — 1 (5x), last at Philadelphia (1/1/06); Interceptions — 1, vs. Oakland (10/8/00); Int. Ret for TD — 0; Passes Defensed — 2 (2x), last vs. Oakland (10/8/00); Forced Fumbles — 1 (6x), last at Arizona (12/11/05); Fumble Recoveries — 1 (2x), last at Arizona (12/11/05); Special Teams Tackles — 5, at San Francisco (12/26/04).

POSTSEASON

Year	Team	GP	GS	Tot	TACKLES			Yds	INTERCEPTIONS					FUMBLES		
					Solo	Asst	Sk		No	Yds	Lg	TD	PD	FF	FR	Yds
2005	Washington	2	0	7	6	1	0.0	0.0	0	0	0	0	0	0	0	0
2007	Washington	1	0	0	0	0	0.0	0.0	0	0	0	0	0	0	0	0
NFL Totals		3	0	7	6	1	0.0	0.0	0	0	0	0	0	0	0	0

ADDITIONAL STATISTICS: Special Teams Tackles — (2005, 3); (2007, 1) **Total: 4**; Special Teams Fumble Recoveries — (2005, 1) **Total: 1**.

POSTSEASON CAREER HIGHS: Tackles — 5, at Tampa Bay (1/7/06); Sacks — 0; Interceptions — 0; Int. Ret for TD — 0; Passes Defensed — 0; Forced Fumbles — 0; Fumble Recoveries — 0; Special Teams Tackles — 2, at Tampa Bay (1/7/06).



Chris REIS

39

HEIGHT: 6-1 WEIGHT: 215
 COLLEGE: GEORGIA TECH
 JOINED SAINTS: FA-07
 NFL EXPERIENCE: 3
 BORN: 9/19/83

S

NFL CAREER – Reis has been a valuable performer on the special teams for the last two seasons, playing in 29 games since joining the club. In 2008 he also saw an increased role on defense, including recording the first sack of his career. Signed by the Saints from the practice squad in 2007, Reis has posted 29 special teams stops in his career and forced a fumble last season.

CAREER TRANSACTIONS – Signed to Saints active roster from practice squad, 9/24/07; Signed to Saints practice squad, 9/3/07; Waived by Saints, 9/1/07; Signed by Saints as a free agent and allocated to NFL Europe, 1/9/07; Waived by Atlanta Falcons, 8/27/06; Signed by Atlanta as an undrafted free agent, 5/1/06.

2008 – Played in 15 games, primarily on special teams, inactive vs. Minnesota, Oct. 6, with a hamstring injury...Finished tied for third on the team with 16 special teams tackles...Had first career sack at Washington, Sept. 14... Forced a fumble in kickoff coverage that was recovered by Usama Young and led to a touchdown vs. San Diego, Oct. 26...Had a career-high four special teams stops vs. Green Bay, Nov. 24...Saw extended action on defense vs. Carolina, Dec. 28 and had four tackles, added two on special teams. **2007** – Played in 14 games, primarily on special teams, and made 13 tackles in kick coverage as well as three solo stops as a reserve defensive back...Signed to active roster Sept. 24 and made his NFL debut that night against Tennessee...Recorded a season-best two special teams stops three times...Saw his first extended action on defense at Atlanta, Dec. 10, making three solo tackles at safety.

COLLEGE – Two-year starter at Georgia Tech, totaling 195 tackles, 10.5 sacks, three interceptions and 10 pass defenses as he made 24 starts...Started at safety as a senior and made 84 tackles with a pair of interceptions...Named honorable mention All-Atlantic Coast Conference at outside linebacker in his junior year as he led the team with eight sacks among his 70 tackles...Three-time member of the ACC All-Academic football team (2003-04-05)...Received the Georgia Tech Academic Excellence Award following his senior season...Awarded the Captain's Captain Award and the Total Person Award at Tech's annual Yellow Jacket Celebration...Majored in Management.

PERSONAL – Totaled 226 tackles and 10 interceptions and also played wide receiver and caught 183 passes for 2,595 yards while at Roswell (Ga.) HS...Allocated to NFL Europe by the Saints in Spring of 2007, where he was a

first-team all NFL performer at safety for the Cologne Centurions...Born Christopher Evan Reis on Sept. 19, 1983 in Canton, Ohio...Married to Michelle.

CHRISREIS

Year	Team	GP	GS	Tot	TACKLES			Yds	INTERCEPTIONS					FUMBLES				
					Solo	Asst	Sk		No	Yds	Lg	TD	PD	FF	FR	Yds		
2007	New Orleans	14	0	3	3	0	0.0	0.0	0	0	0	0	0	0	0	0	0	0
2008	New Orleans	15	0	5	4	1	1.0	3.0	0	0	0	0	0	0	0	0	0	0
NFL totals		29	0	8	7	1	1.0	3.0	0	0	0	0	0	0	0	0	0	0

ADDITIONAL STATISTICS: Special Teams Tackles — (2007, 13); (2008, 16) **Total: 29; Special Teams Forced Fumbles — (2008, 1) Total: 1.**

CAREER HIGHS: Tackles — 4, vs. Carolina (12/28/08); Sacks — 1, at Washington (9/14/08); Interceptions — 0; Int. Ret for TD — 0; Passes Defensed — 0; Forced Fumbles — 0; Fumble Recoveries — 0; Special Teams Tackles — 4, vs. Green Bay (11/28/08); Special Teams Forced Fumbles — 1, vs. San Diego (10/26/08).



Courtney ROBY 15

HEIGHT: 6-0 WEIGHT: 189
 COLLEGE: INDIANA
 JOINED SAINTS: FA-08
 NFL EXPERIENCE: 4
 BORN: 1/10/83

WR

NFL CAREER – Roby arrived in New Orleans with little fanfare after being signed in midseason as a free agent, but the speedy returner made an immediate impact on the special teams before suffering a season-ending ankle injury. Roby averaged 24.8 yards on 19 kickoff returns in the five games he appeared in with New Orleans, including bursts of 62, 54 and 41 yards. Originally a third-round draft choice of the Tennessee Titans in 2005, Roby has also had stints with the Cincinnati Bengals and the Indianapolis Colts before signing with the Saints.

CAREER TRANSACTIONS –Re-signed by Saints to a one-year contract, 3/16/09; Placed on Injured Reserve, 12/8/08; Signed by Saints as a free agent, 10/16/08; Waived by Indianapolis Colts, 9/12/08; Signed by Indianapolis, 1/2/08; Waived by Cincinnati Bengals, 10/26/07; Signed by Cincinnati, 10/16/07; Waived by Tennessee Titans, 9/1/07; Drafted by Tennessee in third round (68th overall) of the 2005 NFL Draft.

2008 – After opening the season with the Indianapolis Colts, Roby was signed by the Saints, Oct. 16 and appeared in five games...Returned 19 kickoffs for 472 yards (24.8 avg.) and had three special teams tackles before being placed on Injured Reserve with an ankle injury, Dec. 8...Including one appearance with

Indianapolis Colts the opener, had 24 kick returns for 573 yards and five special teams stops...In Saints debut, Nov. 9 vs. Atlanta, had five kick returns for 127 yards, including a 41-yard burst...Added a 54-yard return at Kansas City, Nov. 16 and a career-best 62-yarder vs. Green Bay, Nov. 24, along with a pair of special teams stops. Injured vs. Atlanta and placed on injured reserve the next day. **2007** – Active for one game with Cincinnati, vs. New York Jets, Oct. 21, but did not play. **2006** – Appeared in 12 games as a reserve for Tennessee and had two catches for 28 yards. **2005** – Started six of 13 games as a rookie for Titans and had 21 receptions for 289 yards with a touchdown...Also returned 22 kick-offs for 495 yards (22.5 avg.)...Started his first career game vs. Oakland, Oct. 30 and had seven receptions for 83 yards and a touchdown.

COLLEGE – Closed career at Indiana as the school's all-time leader with 170 catches and 2,524 receiving yards... As a senior in 2004, started all 11 games and led the Hoosiers with 55 receptions for 810 yards and seven touchdowns, and added 135 yards rushing and a pair of TD...Most productive season came as a sophomore, with 59 grabs for 1,039 yards (18.5 avg.) and four touchdowns, the second-most grabs and receiving yards by a Hoosier in a single season...Majored in business administration.

PERSONAL – Born Jan. 10, 1983 in Indianapolis, Ind...Attended North Central (Indianapolis) HS, where he earned all-state honors...Also was an all-state choice in track...Cousin of the late Reggie Roby who played a total of 16 years (1983-98) as a punter in the NFL.

COURTNEYROBY

Year	Team	GP	GS	No	Yds	Avg	Lg	TD	RUSHING				
									Att	Yds	Avg	Lg	TD
2005	Tennessee	13	6	21	289	13.8	32	1	2	16	8.0	11	0
2006	Tennessee	12	0	2	28	14.0	21	0	1	3	3.0	3	0
2007	Cincinnati	0	0	0	0	0.0	0	0	0	0	0.0	0	0
2008	Indianapolis	1	0	0	0	0.0	0	0	0	0	0.0	0	0
	New Orleans	5	0	0	0	0.0	0	0	0	0	0.0	0	0
NFL totals		31	6	23	317	13.8	32	1	3	19	6.3	11	0
Saints totals		5	0	0	0	0.0	0	0	0	0	0.0	0	0

ADDITIONAL STATISTICS: Special Teams Tackles — (2008, 5) **Total: 5.**

Year	Team	No	Yds	Avg	Lg	TD
2005	Tennessee	22	495	22.5	59	0
2008	Indianapolis	5	101	20.2	25	0
	New Orleans	19	472	24.8	62	0
NFL totals		46	1,068	23.2	62	0
Saints totals		19	472	24.8	62	0

CAREER HIGHS: Receptions — 7, vs. Oakland (10/30/05); Receiving Yards — 83, vs. Oakland (10/30/05); Long Reception — 32, vs. Seattle (12/18/05); Receiving TDs — 1, vs. Oakland (10/30/05); Rushes — 2, vs. Cincinnati (10/16/05); Rushing Yards — 16, vs. Cincinnati (10/16/05); Long Rush — 11, vs. Cincinnati (10/16/05); Rushing TDs — 0; Kickoff Returns — 6 (2x), last vs. Cincinnati (10/16/05); Kickoff Return Yards — 132, at Pittsburgh (9/11/05); Long Kickoff Return — 62, vs. Green Bay (11/24/08); Kickoff Returned for TD — 0; Special Teams Tackles — 2, vs. Green Bay (11/24/08).

OWNERSHIP

FOOTBALL

ADMINISTRATION

RECORDS

HISTORY

OWNERSHIP

FOOTBALL

ADMINISTRATION

RECORDS

HISTORY



Scott SHANLE 58

HEIGHT: 6-2 WEIGHT: 245
 COLLEGE: NEBRASKA
 JOINED SAINTS: TR-06 (DAL)
 NFL EXPERIENCE: 7
 BORN: 11/23/79

LB

NFL CAREER – Since arriving in New Orleans in 2006 Shanle has been one of the Saints' top defenders, and he had what might have been his best season last year, shattering his career-high with 145 tackles. He started 16 games for the first time in his career in 2008 and had eight or more stops in 10 contests from his weakside linebacker spot. Equally adept at blitzing, dropping into coverage and plugging against the run, Shanle has been an important addition since acquired in a trade from Dallas on the eve of the 2006 training camp. In his 46 games in New Orleans since, he has had 358 tackles, six sacks, three forced fumbles and a fumble recovery while rarely leaving the field. Initially a seventh-round pick out of Nebraska in 2003 by St. Louis, Shanle spent most of his rookie year with the Rams, playing in six games before being claimed off waivers by Dallas late in the season. With the Cowboys, he was a special teams standout in 2004 before starting eight games in 2005. Though he has also started at strong-side linebacker and in the middle during his NFL career, he has found a home at weakside linebacker in New Orleans.

CAREER TRANSACTIONS – Signed by Saints to a four-year contract, 2/9/07; Acquired by New Orleans from Dallas Cowboys for an undisclosed draft pick, 8/23/06; Claimed off waivers by Dallas, 12/10/03; Waived by St. Louis Rams, 10/9/03; Reinstated by NFL, 10/29/03; Received a four-game suspension from NFL, 9/26/03; Chosen by St. Louis in seventh round (251st overall) of 2003 NFL Draft.

2008 – Started 16 games at weakside linebacker, registering 145 tackles (79 solo) to rank second on the team... Also had eight pass defenses, a forced fumble and a pair of sacks... Had 10 or more tackles in six games... Posted five tackles, tipped away a pass and forced a fumble near the goal line to stop a scoring opportunity for Denver, Sept. 21... Notched 11 tackles (8 solo) and deflected two passes vs. San Diego, his second-straight game with double-digit stops... Posted 14 tackles vs. Green Bay, Nov. 14, 11 and a sack the following week at Tampa Bay, and a career-high 15 (10 solo) vs. Atlanta, Dec. 7... Recorded six tackles (three solo), a sack and deflected a pass vs. Carolina, Dec. 28. **2007** – Played in 14 games, all starts, missing two (vs. Jacksonville, Nov. 4 and vs. St. Louis, Nov. 11) with a hamstring injury... Had six or more stops in all but three contests... Recorded 96 tackles (56 solo) to tie for third on the team... Added a pass defense, a forced fumble, a fumble recovery and a tackle for a loss... Tied for team-high with eight tackles, including notching 200th career tackle, at Tampa Bay, Sept. 16... Registered five tackles before leaving the game with a hamstring

injury at San Francisco, Oct. 28... Injury forced him to the inactive list for the next two games... Returned to starting lineup at Houston, Nov. 18 and had seven stops (five solo) and a special teams tackle... Posted a then career-high 12 tackles (six solo) vs. Tampa Bay, Dec. 2... Dec. 16 vs. Arizona had seven stops and picked up a fumble, returning it 26 yards to set up a touchdown... At Chicago, Dec. 30, notched 11 tackles (six solo) and a forced fumble. **2006** – Acquired in a trade with Dallas for a conditional draft pick during training camp and went on to become one of the club's most productive defenders... Played in every contest, starting 15 at WLB, and led team with 77 solo stops, and his 117 total tackles only trailed LB Scott Fujita... Posted four sacks to lead linebacker corps and rank fourth on club and added a forced fumble and two pass defenses... Reached seven or more tackles in 12 contests... Recorded eight tackles and a forced fumble at Green Bay, Sept. 17... Notched five tackles and a sack vs. Atlanta, Sept. 25... Lone non-start of season came at Carolina, Oct. 1 but had 10 tackles and a

2008 GAME BY GAME

Date	Opp.	DEFENSE			SOLO	AST	TOT	SACK/YDS	INT/YDS	PD	FF	FR
		GP	ST									
9/7	TB	X	X		2	5	7	0	0	0	0	0
9/14	@WAS	X	X		7	2	9	0	0	0	0	0
9/21	@DEN	X	X		3	2	5	0	0	0	1	1
9/28	SF	X	X		2	4	6	0	0	0	0	0
10/6	MIN	X	X		4	5	9	0	0	0	0	0
10/12	OAK	X	X		3	5	8	0	0	0	2	0
10/19	@CAR	X	X		6	4	10	0	0	0	0	0
10/26	SD	X	X		8	3	11	0	0	0	2	0
11/9	@ATL	X	X		5	6	11	0	0	0	0	0
11/16	@KC	X	X		3	4	7	0	0	0	1	0
11/24	GB	X	X		7	7	14	0	0	0	0	0
11/30	@TB	X	X		8	3	11	1	6	0	0	0
12/7	ATL	X	X		10	5	15	0	0	0	0	0
12/11	@CHI	X	X		5	4	9	0	0	0	1	0
12/21	@DET	X	X		3	4	7	0	0	0	0	0
12/28	CAR	X	X		3	3	6	1	6	0	1	0
2008 Season		16	16		79	66	145	2	12	0	8	1

sack for a 12-yard loss... Led team with 10 stops (seven solo) and deflected a pass at Tampa Bay, Oct. 5... Posted team-high eight tackles and a sack at Pittsburgh, Nov. 12... Had a team-high seven stops, a pass defense and a sack at NY Giants, Dec. 24... Recorded five tackles and a sack in NFC Divisional Playoff vs. Philadelphia, 1/13/07... Added nine stops (six solo) and a pass defense at Chicago in NFC Championship Game. **2005** – Served as Cowboys' nickel middle linebacker for first several weeks of season... After injuries forced MLB Dat Nguyen into retirement, Shanle moved into starting lineup... Battled injury setbacks in the season's latter stages, but tied for seventh in tackles with 50 and added 1.5 sacks. **2004** – Ranked fourth on Cowboys with 15 special teams tackles... Late in year became a starter at strongside linebacker and recorded 26 tackles in final three games... Made first NFL start at SLB at Philadelphia, Dec. 19, and had eight tackles... Recorded 14 tackles vs. Washington, Dec. 26 in second NFL start. **2003** – Made NFL debut in Rams opener at N.Y. Giants, Sept. 7 and saw special teams action in six games for St. Louis... Served four-game NFL suspension from late September through October... Waived by Rams Dec. 9 and claimed by Dallas Dec. 10... Inactive for Cowboys final three games and Wild Card playoff game.

! WORTHNOTING

Has been among the Saints' most productive defenders since joining the club in 2006, and had a career-high 145 tackles in 2008.

No player on the Saints has more tackles than Shanle's 358 since he joined the club in 2006.

Went on a midseason tear in 2008, posting 105 stops, a sack and deflecting six passes over a 10-game stretch.

Since joining the Saints, Shanle has recorded eight or more tackles in 22 contests, and also has six sacks and 11 pass defenses.

COLLEGE – Earned All-Big 12 honorable mention selection as a senior at Nebraska after collecting 71 tackles, two sacks, and a forced fumble...As a junior in 2001, he finished fifth on Cornhuskers with 56 stops, three sacks and a fumble recovery...Started nine of 11 games as a sophomore, finishing with 55 tackles, a sack, an interception and a forced fumble...As a redshirt freshman, saw action in every game on special teams.

PERSONAL – Graduated from Nebraska in 2002 with a degree in family and consumer science...Standout running back and defensive back at St. Edward (Neb.) HS who played eight-man football, earning All-State and Player of the Year honors...High school team went 29-3 over final three seasons... Earned prep letters in track and basketball...He and wife, Erin, have two sons, Jagger and Kingston.

SCOTT SHANLE

Year	Team	GP	GS	TACKLES				Yds	INTERCEPTIONS				FUMBLES				
				Tot	Solo	Asst	Sk		No	Yds	Lg	TD	PD	FF	FR	Yds	
2003	St. Louis	6	0	0	0	0	0.0	0	0	0	0	0	0	0	0	0	0
2004	Dallas	16	3	29	15	14	0.0	0	0	0	0	0	0	0	0	0	0
2005	Dallas	15	8	50	28	22	1.5	2.0	0	0	0	0	2	0	0	0	0
2006	New Orleans	16	15	117	77	40	4.0	27.0	0	0	0	0	2	1	0	0	0
2007	New Orleans	14	14	96	56	40	0.0	0.0	0	0	0	0	1	1	1	26	0
2008	New Orleans	16	16	145	79	66	2.0	12.0	0	0	0	0	8	1	0	0	0
NFL totals		83	56	437	255	182	7.5	41.0	0	0	0	0	13	3	1	26	0
Saints totals		46	45	358	212	146	6.0	39.0	0	0	0	0	11	3	1	26	0


ADDITIONAL STATISTICS: Special Teams Tackles — (2003, 4); (2004, 15); (2005, 8); (2006, 1); (2007, 2); (2008, 1); Total: 31.

CAREER HIGHS: Tackles — 15, vs. Atlanta (12/7/08); Sacks — 1 (6x), last vs. Carolina (12/28/08); Interceptions — 0; Passes Defensed — 2 (2x), last vs. San Diego (10/26/08); Forced Fumbles — 1 (3x), last at Denver (9/21/08); Fumble Recoveries — 1, vs. Arizona (12/16/07); Special Teams Tackles — 2 (4x), last at San Francisco (9/25/05).

POSTSEASON

Year	Team	GP	GS	TACKLES				Yds	INTERCEPTIONS				FUMBLES				
				Tot	Solo	Asst	Sk		No	Yds	Lg	TD	PD	FF	FR	Yds	
2006	New Orleans	2	2	14	9	5	1.0	8.0	0	0	0	0	1	0	0	0	0
NFL Totals		2	2	14	9	5	1.0	8.0	0	0	0	0	1	0	0	0	0

POSTSEASON CAREER HIGHS: Tackles — 12, at Chicago (1/21/07); Sacks — 1, vs. Philadelphia (1/13/07); Interceptions — 0; Passes Defensed — 1, vs. Chicago (1/21/07); Forced Fumbles — 0; Fumble Recoveries — 0.



Darren SHARPER 42

HEIGHT: 6-2 WEIGHT: 210
 COLLEGE: WILLIAM & MARY
 JOINED SAINTS: UFA-09 (MIN)
 NFL EXPERIENCE: 13
 BORN: 11/3/75

S

NFL CAREER – A key free agent signing in March, the addition of Sharper immediately strengthened the secondary by bringing a proven performer with playmaking ability, leadership skills and a wealth of experience. Sharper – who leads all active NFL players with 54 interceptions in the regular season – has been voted to the Pro Bowl four times and scored 10 career defensive touchdowns. He has posted at least four interceptions eight of the past nine seasons, including an NFL-high nine in 2000, a total he also matched in 2005. In his career, Sharper has played in 183 contests, with 167 starts, and also seen action in 10 playoff games and started seven. He spent his first eight years with Green Bay – a stretch where the Packers claimed four division titles – before joining Minnesota in 2005, where he posted a career-high 276 yards in interception returns in his first season in a new uniform. Sharper has returned eight interceptions for touchdowns, a total that is tied for fifth in NFL history, as well as returned a pair of fumbles for scores. Originally a second-round pick by Green Bay in 1997, Sharper has posted 75 or more tackles 10 times in his career.

CAREER TRANSACTIONS – Signed by Saints (UFA-MIN), 3/24/09; Signed by Minnesota Vikings to a four-year contract, 3/12/05; Released by Green Bay Packers, 3/10/05; Re-signed by Green Bay to a six-year contract, 2/22/01; Signed by Green Bay to a four-year contract, 7/12/97; Drafted by Green Bay in second round (60th overall) of the 1997 NFL Draft.

HONORS – **2007:** Pro Bowl. **2005:** Pro Bowl, Associated Press All-Pro (second-team), NFC Defensive Player of the Month (November), NFC Defensive Player of the Week (Week 12). **2002:** Pro Bowl; *Pro Football Weekly*/PFWA All-NFL; *Sporting News* All-Pro; Associated Press All-Pro (second-team), *Football Digest* All-Pro (second-team); *Pro Football Weekly*/PFWA All-NFC. **2001:** *Sports Illustrated* All-Pro; *Football Digest* All-Pro (second-team). **2000:** Pro Bowl; Associated Press All-Pro; *Sporting News* All-Pro, *Pro Football Weekly*/PFWA All-NFL; *USA Today* All-Pro; *Pro Football Weekly*/PFWA All-NFC; *Football Digest* All-NFC.

2008 – Started all 16 games, including his 10th career playoff, game...Part of his fifth NFC North/Central title team since entering the NFL in 1997...Ranked sixth on the team with 78 tackles, added five pass defenses, a forced fumble and a career-high two fumble recoveries...Sealed victory vs. Houston by punching on outside kick, Nov. 2...Nov. 30 vs. Chicago had his 54th career INT, with 12-yard return. **2007** – Earned a starting spot in the Pro Bowl...Moved into fifth in

NFL history with eighth interception return for a touchdown, and also passed the 1,000-yard mark for interception return yards in his career...Tied for Vikings lead with four interceptions, and added 80 tackles and 12 deflected passes...Had two interceptions at Detroit, Sept. 16...Returned an Eli Manning INT 20 yards for a TD at NY Giants, Nov. 25, in a day where the Vikings returned three interceptions for touchdowns. **2006** – Started all 16 games for the first time since 2001...Tied for team lead with four interceptions - including one in each meeting against the Lions...Ranked fourth on team with 93 tackles (59 solo), his highest total since 2001...Helped Vikings climb to eighth in total defense, and No. 1 vs. the run...Posted first sack since 2003 vs. San Francisco, Nov. 5. **2005** – Led



WORTHNOTING

Leads all active NFL players with 54 career interceptions and has added two more in postseason action.

Has twice posted nine interceptions in a season, including in 2000 when Sharper led the NFL.

Ranked first in the league in 2005 with 276 interception return yards and in 2002 with 233 yards.

Tied for fifth in NFL history with eight career interception returns for touchdowns. Has also returned two fumbles for TDs.

Sharper was voted an NFC Starter in the Pro Bowl in 2000, 2002, 2005 and 2007.

Has started 167 games in his career and played in 183 contests.

the NFC and ranked third in the NFL with nine interceptions...Scored a pair of TDs on interception returns...Started all 14 games he appeared in, missing two contests with a knee injury...Earned starting spot in Pro Bowl...Named second-team All-Pro by Associated Press and first-team *Pro Football Weekly*/Pro Football Writers of America All-NFL...Earned first career NFC Defensive Player of the Week honor for performance at NY Giants, Nov. 13, and was named the NFC Defensive Player of the Month for November, his first time winning the monthly honor...Led NFL and set a Vikings record with 276 interception return yards, the seventh-highest total in league history...Opened 2005 with an 88-yard TD return vs. Tampa Bay, the Vikings first points of the season, Sept. 11...Posted first career three-interception day - all of QB Eli Manning - including a career-long 92-yard return for a touchdown, at NY Giants, Nov. 13. Ended game with 123 return yards. **2004** – In final season with Green Bay, battled through a knee injury through much of season but still started 13 of the 15 games he appeared in...Inactive for only game of the season at Washington, Oct. 31, with a knee injury he suffered the week before vs. Dallas...Saw time in passing situations in the two games he did not start...Scored three defensive touchdowns, two off interceptions and one on a fumble recovery. TD total tied a Packers single-season record, equaling his own mark from 1997 and Herb Adderley in 1965...With four, led Packers in interceptions for fifth-straight season...Ranked fourth on the club with 77 tackles...Ended QB Kurt Warner's streak of 127-straight passes without an interception vs. NY Giants, Oct. 3...Oct. 17 at Detroit,

snared an interception and weaved 36 yards for a touchdown...Scored second touchdown of season by knocking ball out of the hands of Jaguars OL Vince Manuwai, who believed the play was dead, alertly picking up the ball and running for 15 yards for a touchdown...Had a 43-yard INT return for a touchdown vs. Chicago, 1/2/05. **2003** – Started all 15 games played and both playoff games...Grabbed four of his five interceptions in the final six regular season games...Ranked fourth on team with 91 tackles...Tied career-highs with two sacks and a pair of forced fumbles...Named an alternate to the Pro Bowl... Set a career-high with two sacks at Chicago, Sept. 29...Posted 11 stops and a pair of forced fumbles at St. Louis, Oct. 19...Had a 50-yard interception return vs. Chicago,



WORTHNOTING

Brings a wealth of postseason experience with 10 playoff appearances, with seven starts. Sharper has been a member of five division championship teams in his career and played in Super Bowl XXXII as a rookie.

Sharper has had four or more interceptions in eight of the last nine seasons.

Brother, Jamie, was a nine-year NFL veteran who played for the Baltimore Ravens, Houston Texans and Seattle Seahawks. The linebacker was a key performer on the Ravens' 2000 Super Bowl XXXV Championship team.

Dec. 7...Posted 10 tackles and an INT at the goal line at San Diego, Dec. 14. **2002** – Tied for third in the NFL with seven interceptions, only one behind the league leaders... Led the league with 233 interception return yards...Selected as the starting FS in the Pro Bowl...Started all 13 games he played...Missed two contests with a hamstring injury and inactive with a knee injury for the regular-season finale and the Wild Card playoff game vs. Atlanta, 1/4/03...Led all Green Bay defensive backs with 80 tackles (54 solo) and added 10 pass defenses...Notched an 89-yard interception return for a touchdown vs. Miami, Nov. 4...At New Orleans, Sept. 14, had an interception with a 44-yard return to set up a Green Bay TD on the next play. **2001** – Ranked second on team with 113 tackles, matching his career-best...Set career-high with a pair of sacks and had six interceptions...Started all 16 regular season games and both playoff games...Had two INTs in opener vs. Detroit, Sept. 9...Posted 10 tackles and an interception vs. Baltimore, Oct. 14, with brother, Jamie, starting at LB for Ravens... Intercepted QB Kurt Warner in Divisional Playoff at St. Louis, 1/20/02. **2000** – Led NFL with nine interceptions, the first time a Packer led the NFL since Willie Wood in 1962...Made Pro Bowl debut, starting for the NFC at FS... Honored as an All-Pro by Associated Press, *The Sporting News*, *Pro Football Weekly*/Pro Football Writers of America, *USA Today*...Notched 101 tackles to rank third among Packers defenders, his second-straight 100+ tackle season...Posted first career two-interception day at Arizona, Sept. 24, and duplicated performance vs. Minnesota, Nov. 6. **1999** – Led team with 113 tackles...Led or tied for team lead in stops in five of the final six contests...Notched a season-best 12 tackles at Tampa Bay, Dec. 26...Last minute INT vs. Tampa Bay, Oct. 10, preserved 26-23 victory...Recorded first career sack at Dallas, Nov. 14.

CAREER INTERCEPTIONS



S Darren Sharper is first among active NFL players in career interceptions and tied for 18th in NFL history.

1.	Darren Sharper	1997-2008	54
2.	Ty Law	1995-2008	52
13.	Ed Reed	2002-08	43
13.	Champ Bailey	1999-2008	43
5.	Sammy Knight	1997-2008	42
6.	Aaron Glenn	1994-2008	41
7.	Dre' Bly	1999-2008	40
8.	Sam Madison	1997-2008	38
9.	Ronde Barber	1997-2008	37
19.	Patrick Surtain	1998-2008	37

1998 – Debuted as a starter in his second NFL season, opening all 16 games, 13 at FS and three at LCB...Ranked fourth on team with 89 tackles...Opened season as Packers starting FS before moving to LCB to replace Craig Newsome, who suffered a knee injury, for the final three contests... Had 89 stops on the season, 62 solo.

1997 – Regular on Packers dime defense as a rookie...Played in 14 games and in all three postseason games, including Super Bowl XXXII...Tied a Packers record and set a Green Bay rookie record by scoring three TDs, scoring on a pair of interceptions and a fumble return, breaking a Packers rookie record that had stood since 1933...

Scored TDs on the first two interceptions of his career...Raced 50 yards on first career INT vs. Detroit, Nov. 2... Scored second TD on 34-yard fumble return vs. Dallas, Nov. 23...Third touchdown came on 20-yard interception return vs. Buffalo, Dec. 20.

COLLEGE – Earned All-America honors twice as a FS and return man at Division I-AA William & Mary...Named

All-Yankee Conference three times... Departed with a school-record 24 career interceptions and a I-AA record 468 career interception return yards...Set school record with 1,037 career punt return yards...Earned Yankee Conference Defensive Player of the Year honors as a senior...Tied for I-AA lead with 10 picks as a senior...Team advanced to I-AA national quarterfinals as a senior...Won conference title as senior in 1996, the school's first since 1970...Was inducted into the William & Mary Hall of Fame in Spring of 2008...Earned a bachelor's degree in sociology.

PERSONAL – Active in several community programs at every stop in his NFL career and in his home state of Virginia, and has a foundation, "Sharper Kids"...Brother, Jamie, played linebacker in the NFL for eight seasons...The Sharper brothers were the 34th and 30th picks in the second round of the 1997 NFL Draft, Jamie going to Baltimore with the 34th overall pick and Darren to Green Bay with the 60th selection...Father, Harry, went to training camp with Kansas City in 1971...Played with current Pittsburgh Steelers head coach Mike Tomlin at William & Mary, where the pair were also fraternity brothers...Worked as a TV color commentator for NFL Europa games in from 2004-07...Standout QB at Hermitage HS (Richmond, Va.), where his brother was a teammate.

DARREN SHARPER



Year	Team	GP	GS	TACKLES				Yds	INTERCEPTIONS					FUMBLES		
				Tot	Solo	Asst	Sk		No	Yds	Lg	TD	PD	FF	FR	Yds
1997	Green Bay	14	0	13	10	3	0.0	0.0	2	70	50t	2	2	1	1	34
1998	Green Bay	16	16	89	62	27	0.0	0.0	0	0	0	6	0	0	0	0
1999	Green Bay	16	16	113	84	29	1.0	6.0	3	12	9	0	5	0	1	0
2000	Green Bay	16	16	101	79	22	1.0	12.0	9	109	47	0	23	0	0	0
2001	Green Bay	16	16	113	87	26	2.0	14.0	6	78	23	0	22	1	1	0
2002	Green Bay	13	13	80	54	26	0.0	0.0	7	233	89t	1	10	0	0	0
2003	Green Bay	15	15	91	75	16	2.0	8.0	5	78	50	0	18	2	0	0
2004	Green Bay	15	13	77	68	9	0.0	0.0	4	97	43t	2	9	2	1	15
2005	Minnesota	14	14	64	48	16	0.0	0.0	9	276	92t	2	16	1	1	14
2006	Minnesota	16	16	93	59	34	1.0	0.0	4	10	10	0	12	1	0	0
2007	Minnesota	16	16	80	56	24	0.0	0.0	4	61	41	1	12	0	0	0
2008	Minnesota	16	16	78	59	19	0.0	0.0	1	12	12	0	5	1	2	20
NFL totals		183	167	992	741	251	7.0	40.0	54	1,036	92t	8	140	9	7	83

ADDITIONAL STATISTICS: Fumble Recoveries returned for TD — (1997, 1 for 34 yards); (2004, 1 for 15 yards) **Total: 2;** Punt Returns — (1997, 7 for 32 yards); (2001, 1 for 3 yards); (2002, 1 for 0 yards); (2004, 1 for 9 yards) **Total: 10 for 44 yards;** Kickoff Returns — (1997, 1 for 3 yards); (1999, 1 for 4 yards) **Total: 2 for 7 yards;** Special Teams Tackles — (1997, 7); (2007, 4); (2008, 2) **Total: 13.**

CAREER HIGHS: Tackles — 14, at Chicago (11/11/01); Sacks — 2, at Chicago (9/29/03); Interceptions — 3, at N.Y. Giants (11/13/05); Long Interception Return — 92t, at N.Y. Giants (11/13/05); Interception Return Yards — 123, at N.Y. Giants (11/13/05); Int. Ret for TD — 1 (8x), last at N.Y. Giants (11/25/07); Forced Fumbles — 1 (9x), last vs. Detroit (10/12/08); Fumble Recoveries — 1 (7x), last at Arizona (12/14/08); Passes Defensed — 6, at Arizona (9/24/00).

POSTSEASON

Year	Team	GP	GS	TACKLES				Yds	INTERCEPTIONS					FUMBLES		
				Tot	Solo	Asst	Sk		No	Yds	Lg	TD	PD	FF	FR	Yds
1997	Green Bay	3	0	2	2	0	0.0	0.0	0	0	0	0	4	0	0	0
1998	Green Bay	1	1	3	2	1	0.0	0.0	1	0	0	0	2	1	0	0
2001	Green Bay	2	2	17	13	4	1.0	10.0	1	10	10	0	2	0	0	0
2003	Green Bay	2	2	19	16	3	1.0	11.0	0	0	0	0	2	1	0	0
2004	Green Bay	1	1	8	6	2	0.0	0.0	0	0	0	0	0	0	0	0
2008	Minnesota	1	1	1	1	0	0.0	0.0	0	0	0	0	0	0	0	0
NFL Totals		10	7	50	40	10	2.0	21.0	2	10	10	0	10	2	0	0

ADDITIONAL STATISTICS: Special Teams Tackles — (1997, 1); (1998, 1) **Total: 2.**

POSTSEASON CAREER HIGHS: Tackles — 11, vs. Seattle (1/4/04); Sacks — 1 (2x), last at Philadelphia (1/11/04); Interceptions — 1 (2x), last at St. Louis (1/20/02); Long Interception Return — 10, at St. Louis (1/20/02); Interception Return Yards — 10, at St. Louis (1/20/02); Int. Ret for TD — 0; Forced Fumbles — 1 (2x), last at Philadelphia (1/11/04); Fumble Recoveries — 0; Passes Defensed — 2 (3x), last at Philadelphia (1/11/04).



Jeremy SHOCKEY 88

HEIGHT: 6-5 WEIGHT: 251
 COLLEGE: MIAMI (FLA)
 JOINED SAINTS: TR-08 (NYG)
 NFL EXPERIENCE: 8
 BORN: 8/18/80

TE

NFL CAREER – Arriving in New Orleans on the eve of the opening of training camp last season after a trade with the New York Giants, Shockey turned in a productive season in 2008 and ranked third on the club with 50 catches. The eighth-year veteran also continued his stretch of catching a pass in the 95 consecutive games he's appeared in, the second-longest active streak in the NFL. A four-time Pro Bowl selection in his first seven seasons, Shockey is a rare combination – known as both a downfield threat with sure hands and as one of the league's top blockers at his position. For his career, he has hauled in 421 passes for 4,711 yards, with 27 touchdowns. Shockey's reception total ranks third among active tight ends, and his yardage total is fourth.

CAREER TRANSACTIONS – Acquired by New Orleans Saints from New York Giants, 7/21/08 in exchange for second- and fifth-round 2009 draft picks; Placed on Injured Reserve by New York Giants with fractured left fibula, 12/17/07; Signed by N.Y. Giants to a five-year contract extension, 10/12/05; Signed by New York Giants to a six-year contract, 7/3/02; Chosen by the New York Giants with the 14th overall pick in the 2002 NFL Draft.

HONORS – **2006:** Pro Bowl; **2005:** Pro Bowl; **2003:** Pro Bowl; **2002:** Pro Bowl, Pepsi Rookie of the Year, First Team Associated Press, *Sports Illustrated*, *College & Pro Football Newsweekly* and *Pro Football Newsweekly* and *Football Digest* All-Pro, *Pro Football Weekly* All-Rookie, *Pro Football Weekly* All-NFC, NFC Offensive Player of the Week (Week 17), NFL Offensive Rookie of the Month (November and December).

2008 – Started 11 of 12 games he appeared in, missing Weeks 4-6 with a sports hernia and the finale with an ankle injury...Ranked third on the club with 50 receptions, and fifth on the team with 483 yards...Of his catches, 30 went for a first down, and two were of 25 yards or more...Had at least five catches in seven games...Started opener and had six grabs for 54 yards, including a season-long 26-yard catch...Had a season-high eight receptions for 75 yards at Denver, Sept. 21...Underwent surgery prior to Sept. 28 game vs. San Francisco and would miss the next three contests...Returned at Carolina, Oct. 19 and had five catches for 50 yards, including 25-yard reception...Notched six grabs for 39 yards at Kansas City, Nov. 16, including 400th career catch...Tied for the team-lead with five receptions for 57 yards vs. Green Bay, Nov. 24...Had five catches for 37 yards at Detroit, Dec. 28 before departing with injured ankle. **2007** – Started first 14 games for Giants before suffering a fractured left fibula vs.

Washington (12/16) which required surgery and sidelined him for the remainder of the regular season and the entire postseason...Finished third on team with 57 catches for 619 yards and his three TDs tied for second on the Giants...Had at least four catches in eight games...Had five receptions for 79 yards in Giants' first victory at Washington, Sept. 23...Caught five passes for 39 yards, including a two-yard touchdown vs. San Francisco, Oct. 21...Finished with a career-high 12 catches and tied a career best with 129 yards vs. Dallas, Nov. 11. It was the sixth time in his career he had at least 10 catches in a game. Also added a TD...He



WORTHNOTING

Shockey has caught a pass in all 95 NFL games he has played, ranking second among active tight ends for consecutive games with a reception to Atlanta's Tony Gonzalez (131).

Has eight 100-yard games and six contests with at least 10 receptions. Despite missing four games in 2008, Shockey had 50 catches, the sixth time he reached the milestone in his first seven seasons.

Shockey ranks third among active tight ends with 421 receptions and fourth with 4,711 yards.

became the 12th player in Giants history with 4,000 receiving yards. **2006** – Started all 15 regular season games in which he played and the NFC Wild Card contest. Declared inactive at Washington, Dec. 30 due to an ankle injury...Led the Giants with 66 receptions, the second-highest total of his career...The catches accounted for 623 yards and seven touchdowns, tying the career high he previously set in 2005...Selected to the Pro Bowl for the fourth time, though he was unable to play because of the ankle injury that kept him out of the finale...Finished with a team-high six receptions for 55 yards and two touchdowns at Atlanta, Oct. 15. **2005** – Started all 15 regular season games in which he played, plus the NFC Wild Card Game vs. Carolina...Inactive due to an ankle injury at Oakland, Dec. 31...His 65 catches and 891 yards placed him second on the team in both categories and his seven touchdown grabs tied for the team lead...Became the second-fastest tight end in NFL history with 200 receptions when he reached the mark in his 43rd contest, behind only Kellen Winslow (39 games)...Selected to the Pro Bowl for third time in his career, the most ever by a Giants tight end (he did not play because of an ankle injury). **2004** – Started all 15 games in which he appeared in...Led the Giants with 61 receptions for 666 yards and six touchdowns...Became the first tight end to lead the team in receptions since Mark Bavaro in 1987 (55). **2003** – Started all nine games in which he appeared in and was selected to his second Pro Bowl despite missing the season's final seven contests with a knee injury...Finished fourth on the Giants and sixth among NFL tight ends with 48 catches for 535 yards and two touchdowns. **2002** – Appeared in 15 regular season contests with 14 starts and started the NFC Wild Card contest at the San Francisco 49ers...Selected All-Pro by Associated Press, *Sports Illustrated*, *College & Pro Football Newsweekly* and *Football Digest*...Voted to NFL All-Rookie and All-NFC teams by *Pro Football Weekly*...Caught 74 passes for 894 yards and two TDs...The 74 catch total was the fifth-highest total in Giants history, a team record for both rookies and tight

ends...Shockey's 74 receptions were the second-most ever for an NFL rookie tight end (Philadelphia's Keith Jackson had 81 in 1988)...Accounted for 894 receiving yards, the second-most in NFL history by a first-year player at his position (1,076, Hall of Famer and former Saints head coach Mike Ditka for the Chicago Bears in 1961)...Named the NFC Offensive Player of the Week for Week 17 and the NFL Offensive Rookie of the Month for November and December... First career reception went for nine yards vs. San Francisco, Sept. 5.

COLLEGE – One of three finalists for the John Mackey Award in 2001, given to the finest tight end in college football...Played just two seasons at the University of Miami (Fla.), but finished his career ranked sixth on the school's career-record list for tight ends with 61 receptions for 815 yards, and second in school history to Bubba Franks (12) with his 10 touchdowns...As a junior in 2001, named second-team All-America selection by Associated Press, after leading the team with a career-high 40 receptions for 519 yards (13.0-yard avg.) and seven touchdown catches...In 2000, earned First-team All-Big East Conference honors by league coaches...Attended Northeast Oklahoma A&M College (Miami, Oklahoma) in 1999 as a freshman.

PERSONAL – Lettered all four seasons at Ada (Okla.) HS, playing primarily wide receiver and outside linebacker...Caught 50 passes for 1,108 yards and five touchdowns and returned four punts for scores as a senior in 1998... Named an All-State as a senior... Son of Lucinda Shockey...Full name: Jeremy Charles Shockey...Born in Ada, Okla.

JEREMYSHOCKEY

Year	Team	GP	GS	RECEIVING				
				No	Yds	Avg	Lg	TD
2002	N.Y. Giants	15	14	74	894	12.1	30	2
2003	N.Y. Giants	9	9	48	535	11.1	46	2
2004	N.Y. Giants	15	15	61	666	10.9	38	6
2005	N.Y. Giants	15	15	65	891	13.7	59	7
2006	N.Y. Giants	15	15	66	623	9.4	25	7
2007	N.Y. Giants	14	14	57	619	10.9	29	3
2008	New Orleans	12	11	50	483	9.7	26	0
NFL Totals		95	93	421	4,711	11.2	59	27
Saints Totals		12	11	50	483	9.7	26	0

ADDITIONAL STATISTICS: Rushing — 1 for 6 yards in 2007.

CAREER HIGHS: Receptions — 12, vs. Dallas (11/11/07); Receiving Yards — 129 (2x), last vs. Dallas (11/11/07); Long Reception — 59, at Dallas (10/16/05); Receiving TDs — 2, at Atlanta (10/15/06).

POSTSEASON

Year	Team	GP	GS	RECEIVING				
				No	Yds	Avg	Lg	TD
2002	N.Y. Giants	1	1	7	68	9.7	27	1
2005	N.Y. Giants	1	1	3	50	16.7	25	0
2006	N.Y. Giants	1	1	3	25	8.3	11	0
Postseason		3	3	13	143	11.0	27	1

POSTSEASON CAREER HIGHS: Receptions — 7, at San Francisco (1/5/03); Receiving Yards — 68, at San Francisco (1/5/03); Long Reception — 27, at San Francisco (1/5/03); Receiving TDs — 1, at San Francisco (1/5/03).



Mark SIMONEAU 53

HEIGHT: 6-0 WEIGHT: 245
 COLLEGE: KANSAS STATE
 NFL EXPERIENCE: 10
 JOINED SAINTS: TR-06 (PHI)
 BORN: 1/16/77

LB

NFL CAREER – Entering his fourth season with the Saints, Simoneau looks to return to form after missing all of 2008 following back surgery after an injury during the preseason. When healthy, Simoneau has been a solid addition for New Orleans since being acquired in a trade with Philadelphia on the eve of the 2006 season. With the Saints, he has recorded 170 tackles, three sacks and an interception while playing in 32 contests, starting 30. Initially a third-round pick by Atlanta in 2000, Simoneau spent three years with the Falcons before being traded to the Eagles. He was re-signed by the Saints prior to the 2008 season.

CAREER TRANSACTIONS – Placed on injured reserve, 9/12/08; Re-signed by Saints to a three-year contract, 2/29/08; Acquired in trade with the Philadelphia Eagles with an undisclosed draft pick for WR Donté Stallworth, 8/29/06; Signed a five-year contract with Philadelphia Eagles, 3/4/03; Traded to Philadelphia by the Atlanta Falcons for sixth-round pick in 2003 and fourth-round pick in 2004, 3/4/03; Signed a four-year contract with Atlanta, 5/17/00; Selected by Atlanta in third round (67th overall) of 2000 NFL Draft.

HONORS – 2003: NFC Defensive Player of the Month (October).

2008 – Injured during the preseason, inactive for opener vs. Tampa Bay, Sept. 7, spent the year rehabilitating from back surgery, placed on injured reserve, Sept. 12. **2007** – Ranked second on the team with 97 tackles (63 solo) and had two sacks and a pass defense...Season tackle total the second-highest of his career to 2003, also the only other year he started all 16 games...Started every contest at MLB, and posted six games with eight or more stops, including two games with 10...Went over 500 career tackles vs. Tampa Bay, Dec. 2 – in the game had nine stops (eight solo). **2006** – Quickly became a starter after being acquired in a trade on eve of regular season, opening 14 of 16 games and both playoff contests at MLB... Had 73 tackles (39 solo), a sack, an INT and a pass defense. Ranked fourth on team...Did not start at Carolina, Oct. 1 and at Dallas, Dec. 10 when Saints opened in nickel defense...Had five or more tackles in eight contests...Posted a season-high eight stops (six solo) at Carolina, Oct. 1... Appeared in 100th NFL game at Pittsburgh, Nov. 12...Notched five tackles and an interception vs. Cincinnati, Nov. 19...Recorded five stops and a sack vs. San Francisco, Dec. 3...In NFC Championship at Chicago, 1/21/07, posted nine tackles (six solo). **2005** – Ranked second on Eagles with 22 special teams tackles...Replaced injured K David Akers vs. Oakland, Sept. 26 and kicked a PAT, the first defensive player in NFL to kick a PAT since Houston Oilers LB Ted

Thompson kicked four at NY Jets, 11/23/80...Played in 16 games and had 35 tackles (23 solo). **2004** – Played 14 games, with 13 starts and had 60 tackles (36 solo), 1.5 sacks, a forced fumble and a fumble recovery...Opened seven of first eight contests at MLB before moving to weakside. **2003** – Led Eagles with a career-high 149 tackles, two sacks and two forced fumbles...Named NFC Defensive Player of the Month after 45 tackles, a pair of sacks and a forced fumble in October...Posted a career-best 13 tackles vs. San Francisco, Dec. 21...Had 12 stops, a sack and a forced fumble at NY Giants, Oct. 19...Recorded first career solo sack vs. Washington, Oct. 6. **2002** – Appeared in 15 games for Falcons...Blocked a punt in NFC Wild Card Playoff at Green Bay (1/4/03), recovered by a teammate for a TD...Forced a fumble and recovered it for a TD at Pittsburgh, Nov. 10...Had 16 tackles (11 solo). **2001** – Started five of 16 games and had 49 stops (35 solo) and added 13 special teams stops. **2000** – Opened four of 14 contests, recording 46 tackles (36 solo) and a half-sack.

COLLEGE – Only the second player in Kansas State history to serve as team captain three seasons...Ranked third on Wildcats' all-time list upon departure with 48 tackles for a loss and 400 total tackles...Two-time All-America and three-time All-Big 12 pick...As a senior was a finalist for the Butkus Award with 91 tackles, 6.5 sacks and two INTs...First-team freshman All-America selection by *Sporting News* and named Big 12 Freshman Defensive Player of the Year.

PERSONAL – Was a *USA Today* honorable mention All-America at Smith Center (Kan.) HS as a running back and linebacker...Also lettered in track, baseball, and basketball. As a senior was the state shot put champ and was the runner-up in the 100 meter sprint...Brother, Jeff, was a starting nose tackle at Kansas State after beginning career as a fullback at Arizona State...Majored in social science...Full name: Mark Lee Simoneau...Born in Phillipsburg, Kan.

MARKSIMONEAU



Year	Team	GP	GS	Tot	TACKLES			Yds	INTERCEPTIONS				FUMBLES			
					Solo	Asst	Sk		No	Yds	Lg	TD	PD	FF	FR	Yds
2000	Atlanta	14	4	46	36	10	0.5	0.0	0	0	0	0	3	0	0	0
2001	Atlanta	16	5	49	35	14	0.0	0.0	0	0	0	0	1	0	0	0
2002	Atlanta	15	0	16	5	11	0.0	0.0	0	0	0	0	1	1	1	0
2003	Philadelphia	16	16	149	89	60	2.0	14.0	0	0	0	0	4	2	0	0
2004	Philadelphia	14	13	60	36	24	1.5	16.0	0	0	0	0	0	1	1	7
2005	Philadelphia	16	0	35	23	12	0.0	0.0	0	0	0	0	1	0	0	0
2006	New Orleans	16	14	73	39	34	1.0	4.0	1	0	0	0	1	0	0	0
2007	New Orleans	16	16	97	63	34	2.0	13.0	0	0	0	0	1	0	0	0
2008	New Orleans	0	0	0	0	0	0.0	0.0	0	0	0	0	0	0	0	0
NFL totals		123	68	525	326	199	7.0	47.0	1	0	0	0	12	4	2	7
Saints totals		32	30	170	102	68	3.0	17.0	1	0	0	0	2	0	0	0

ADDITIONAL STATISTICS: Special Teams Tackles — (2000, 3); (2001, 13); (2002, 10); (2003, 1); (2005, 22); (2007, 2) Total: 51; PATs - 1-for-2, 2005.

CAREER HIGHS: Tackles — 13, vs. San Francisco (12/21/03); Sacks — 1 (7x), last at Atlanta (12/10/07); Interceptions — 1, vs. Cincinnati (11/19/06); Passes Defensed — 1 (12x), last vs. Carolina (10/7/07); Forced Fumbles — 1 (4x), last at Dallas (11/15/04); Fumble Recoveries — 1, at Dallas (11/15/04).

POSTSEASON

Year	Team	GP	GS	Tot	TACKLES			Yds	INTERCEPTIONS				FUMBLES			
					Solo	Asst	Sk		No	Yds	Lg	TD	PD	FF	FR	Yds
2002	Atlanta	2	0	2	0	2	0.0	0.0	0	0	0	0	0	0	0	0
2003	Philadelphia	2	2	15	11	4	0.0	0.0	0	0	0	0	0	0	0	0
2004	Philadelphia	1	0	2	2	0	0.0	0.0	0	0	0	0	0	0	0	0
2006	New Orleans	2	2	11	7	4	0.0	0.0	0	0	0	0	1	0	0	0
Postseason		7	4	30	20	10	0.0	0.0	0	0	0	0	1	0	0	0
Saints Totals		2	2	11	7	4	0.0	0.0	0	0	0	0	1	0	0	0

ADDITIONAL STATISTICS: Special Teams Tackles — (2002, 1) Total: 1

POSTSEASON CAREER HIGHS: Tackles — 9, at Chicago (1/21/07); Sacks — 0; Interceptions — 0; Passes Defensed — 1, vs. Philadelphia (1/13/07); Forced Fumbles — 0; Fumble Recoveries — 0.

Will SMITH

91

HEIGHT: 6-3 WEIGHT: 282

COLLEGE: OHIO STATE

JOINED SAINTS: 01-04

NFL EXPERIENCE: 6

BORN: 7/4/81

DE

NFL CAREER – A true impact player on the Saints' defense, Smith has been one of the club's top performers since being drafted 18th overall in the 2004 NFL Draft. He was signed to a six-year contract extension prior to last season, and no player since he joined the team has more than his 36.5 sacks. Also a disruptive force against the run, the Pro Bowl selection in 2006 has only been a full-time starter for the last three seasons, yet has caused 13 fumbles in his career and recovered six. Smith was elected by his teammates as one of the five season-long

CAREER GAME BY GAME

DEFENSE											
2004	GP	ST	SOLO	AST	TOT	SACK/YDS	INT/YDS	PD	FF	FR	
9/12 SEA	X	X	0	2	2	0	0	0	0	0	0
9/19 SF	X	X	4	2	6	1	7	0	0	1	0
9/26 at Stl	X		0	2	2	0	0	1	0	0	0
10/3 at Ari	X		0	0	0	0	0	0	0	0	0
10/10 TB	X		1	1	2	1	8	0	0	0	0
10/17 MIN	X		1	0	1	0	0	0	0	0	0
10/24 at Oak	X	X	6	2	8	0	0	0	0	0	0
11/7 at SD	X	X	1	1	2	0	0	0	0	0	0
11/14 KC	X		3	1	4	1	7	0	0	0	0
11/21 DEN	X		6	0	6	0	0	0	0	0	0
11/28 at Atl	X		4	0	4	1	2	0	0	0	0
12/5 CAR	X		2	2	4	1	6	0	0	0	0
12/12 at Dal	X		2	0	2	1	3	0	0	1	0
12/19 at TB	X		1	4	5	0	0	0	0	1	0
12/26 ATL	X		3	0	3	0	0	0	0	1	0
1/2 at Car	X		7	1	8	1.5	8	0	0	1	1
2004 Season	16	4	41	18	59	7.5	41	0	0	1	5

2005	GP	ST	SOLO	AST	TOT	SACK/YDS	INT/YDS	PD	FF	FR	
9/11 at Car	X		5	0	5	1	3	0	0	1	0
9/19 NYG	X		3	1	4	0	0	0	0	0	0
9/25 at Min	X		3	2	5	0	0	0	0	0	0
10/2 BUF	X		3	0	3	1	11	0	0	0	0
10/9 at GB	X	X	2	2	4	0	0	1	0	0	0
10/16 ATL	X	X	7	1	8	1	6	0	0	0	0
10/23 at Stl	X		2	0	2	0	0	0	0	0	1
10/30 MIA	X		2	2	4	1	9	0	0	0	0
11/6 CHI	X	X	2	1	3	0	0	0	0	0	0
11/20 at NE	X		9	3	12	1.5	12	0	0	1	0
11/27 at NYJ	X	X	6	0	6	1	9	0	0	0	0
12/4 TB	X	X	6	1	7	1	8	0	0	0	0
12/12 at Atl	X	X	5	0	5	0	0	2	0	0	0
12/18 CAR	X	X	4	5	9	0	0	0	0	0	0
12/24 DET	X	X	5	1	6	1	2	0	0	1	0
1/1 at TB	X	X	2	0	2	0	0	2	0	0	0
2005 Season	16	9	66	19	85	8.5	60	0	0	6	2

2006	GP	ST	SOLO	AST	TOT	SACK/YDS	INT/YDS	PD	FF	FR	
9/10 @ CLE	X	X	3	2	5	1	1	0	0	0	0
9/17 @ GB	X	X	2	1	3	1	12	0	0	0	1
9/25 ATL	X	X	1	2	3	1	6	0	0	1	0
10/1 @ CAR	X	X	3	2	5	0	0	0	0	0	0
10/8 TB	X	X	4	1	5	0	0	0	0	0	0
10/15 PHI	X	X	1	2	3	0.5	3.5	0	0	0	0
10/29 BAL	X	X	2	3	5	0	0	0	0	1	0
11/5 @ TB	X	X	3	2	5	2	10	0	0	1	0
11/12 @ PIT	X	X	2	1	3	0	0	0	0	0	0
11/19 CIN	X	X	2	2	4	1	9	0	0	0	0
11/26 @ ATL	X	X	5	0	5	2	20	0	0	1	0
12/3 SF						Inactive					
12/10 @ DAL	X	X	2	0	2	2	18	0	0	0	0
12/17 WAS	X	X	4	2	6	0	0	0	0	0	0
12/24 @ NYG	X	X	1	1	2	0	0	0	0	0	0
12/31 CAR						Inactive					
2006 Season	14	14	35	21	56	10.5	79.5	0	0	2	3

captains each of the last two years, and sets the tone for entire unit with his rugged play and intensity. Though often double-teamed he had 77 stops last season – pacing the defensive front and his highest total since 2005 – and started all 16 contests despite playing through injuries. Smith has only missed two games in his career, playing in 78 and opening 59, and has posted 342 tackles.

CAREER GAME BY GAME

DEFENSE											
2007	GP	ST	SOLO	AST	TOT	SACK/YDS	INT/YDS	PD	FF	FR	
9/6 @ IND	X	X	2	0	2	0	0	0	0	0	0
9/16 @ TB	X	X	1	1	2	0	0	0	0	1	0
9/24 TEN	X	X	4	1	5	0	0	0	0	0	0
10/7 CAR	X	X	1	3	4	1	7	0	0	1	0
10/14 @ SEA	X	X	0	0	0	0	0	0	0	0	0
10/21 ATL	X	X	3	1	4	0	0	0	0	0	0
10/28 @ SF	X	X	2	0	2	1	6	0	0	0	0
11/4 JAX	X	X	2	4	6	0	0	0	0	0	0
11/11 STL	X	X	1	7	8	1	9	0	0	0	0
11/18 @ HOU	X	X	2	2	4	1	6	0	0	0	1
11/25 @ CAR	X	X	1	1	2	0	0	0	0	1	0
12/2 TB	X	X	4	2	6	1	7	0	0	0	0
12/10 @ ATL	X	X	6	2	8	1	0	0	0	1	0
12/16 ARZ	X	X	2	2	4	0	0	0	0	0	0
12/23 PHI	X	X	4	0	4	1	6	0	0	1	0
12/30 @ CHI	X	X	2	2	4	0	0	0	0	0	0
2007 Season	16	16	37	28	65	7	41	0	0	3	2

2008	GP	ST	SOLO	AST	TOT	SACK/YDS	INT/YDS	PD	FF	FR	
9/7 TB	X	X	2	2	4	0	0	0	0	0	0
9/14 @ WAS	X	X	3	1	4	1	12	0	0	0	0
9/21 @ DEN	X	X	4	1	5	0	0	0	0	0	0
9/28 SF	X	X	4	1	5	1	5	0	0	1	0
10/6 MIN	X	X	1	2	3	0	0	0	0	0	0
10/12 OAK	X	X	2	3	5	0	0	0	0	0	0
10/19 @ CAR	X	X	2	3	5	0	0	0	0	0	0
10/26 SD	X	X	3	2	5	0	0	0	0	0	0
11/9 @ ATL	X	X	3	2	5	0	0	0	0	0	0
11/16 @ KC	X	X	4	2	6	1	6	0	0	0	0
11/24 GB	X	X	3	2	5	0	0	0	0	0	0
11/30 @ TB	X	X	6	2	8	0	0	0	0	0	0
12/7 ATL	X	X	2	3	5	0	0	0	0	0	0
12/11 @ CHI	X	X	3	3	6	0	0	0	0	0	0
12/21 @ DET	X	X	1	1	2	0	0	0	0	0	0
12/28 CAR	X	X	1	3	4	0	0	0	0	1	0
2008 Season	16	16	44	33	77	3	23	0	0	1	1

CAREER TRANSACTIONS – Agreed to terms on a six-year contract extension, 7/11/08; Selected in the first-round (18th overall) of the 2004 NFL Draft, 4/24/04.

HONORS – **2006:** Pro Bowl; **2004:** Pro Football Weekly All-Rookie.

2008 – Started all 16 games at RDE for the second-straight year, recording 77 tackles (44 solo), three sacks for 23 yards in losses, a forced fumble and deflected a pass...Posted five or more tackles in 11 contests...Had a 12-yard sack at Washington, Sept. 14, along with four stops...Had five tackles (four solo) a sack and a forced fumble, vs. San Francisco, Sept. 28. The fumble was recovered by LB Jonathan Vilma and led to a TD...Notched six tackles and a sack at Kansas City...Recorded a season-high eight tackles (six solo) at Tampa Bay, Nov. 30... Posted five tackles vs. Atlanta, Dec. 7, including a key stop of RB Michael Turner for a five-yard loss on a defensive stand to open the fourth quarter.

2007 – Started all 16 games at RDE, recording a team-high seven sacks and leading the defensive line with 65 tackles (37 solo) – his fourth-straight season with over 55 stops...Also registered two forced fumbles, three fumble recoveries,

OWNERSHIP

FOOTBALL

ADMINISTRATION

RECORDS

HISTORY

OWNERSHIP

FOOTBALL

ADMINISTRATION

RECORDS

HISTORY

SMITH BY THE NUMBERS



5 – With 36.5 entering the 2009 season, Smith trails teammate **Charles Grant** by five sacks for 10th place in team history.

3 – Consecutive seasons he led the Saints in sacks from 2005-07.

13 – Career forced fumbles, including a club-record five-game stretch in 2004-05 where he had one in each game.

85 – Tackles in 2005, a career high despite starting just nine games..

10.5 – Number of sacks posted by Smith in his breakout season of 2006 – his first as a full-time starter – helping him earn a starting nod for the NFC in the Pro Bowl.

18 – Smith was selected out of Ohio State with the 18th overall pick in 2004, the highest the club had drafted a defensive end since picking Joe Johnson 13th in 1994.

65 – Sacks Smith and Grant have combined for over the last five seasons.


five tackles for a loss and knocked down three passes...Selected by teammates as one of the five season-long captains...Recorded four tackles (three solo) a sack for a seven-yard loss and a forced fumble vs. Carolina, Oct. 7 in his 50th career game...Posted a season-high eight tackles, including a nine-yard sack, vs. St. Louis, Nov. 11...Surpassed career 30-sack mark with a takedown of QB Matt Schaub at Houston, Nov. 18. Also recovered a fumble that led to a touchdown drive...At Carolina, Nov. 25, had two tackles, knocked down a pass and a fumble recovery...Made six tackles and recorded his first career safety when he dropped QB Luke McCown in the end zone for a seven-yard loss vs. Tampa Bay, Dec. 2...Recorded four tackles, deflected a pass, recovered a fumble and had a sack in busy day vs. Philadelphia, Dec. 23. **2006** – Started 14 games at RDE, declared inactive vs. San Francisco, Dec. 3, with a knee injury and vs. Carolina, Dec. 31, with the Saints having clinched a playoff berth...Posted five or more tackles in seven contests...Ranked 14th in the NFL with a career-high 10.5 sacks and added 56 tackles (35 solo), two pass defenses, three forced fumbles and a fumble recov-

ery...Had a sack in each of the first three games, and added a fumble recovery at Green Bay, Sept. 17...Notched five stops, a career-high two sacks and a forced fumble at Tampa Bay, Nov. 5...Had a pair of sacks again at Atlanta, Nov. 26 – where he also deflected a pass and forced a fumble – and had two more sacks at Dallas, Dec. 10...Was also a force in the postseason, with five stops vs. Philadelphia in the NFC Divisional Playoffs and 10 tackles at Chicago in the NFC Championship. **2005** – Tied for eighth in the NFC with a team-leading 8.5 sacks, despite starting nine games and not becoming a full-time starter until the final six contests...Had at least one sack in six contests...Recorded 85 tackles, six pass defenses, two forced fumbles and a fumble recovery...Tallied five tackles, a sack and a forced fumble at Carolina, Sept. 11. Marked the fifth-straight contest Smith had caused a fumble, the first player in club history to do so...Top performance came at New England, Nov. 20, with a career-high 12 tackles, 1.5 sacks and a forced fumble against defending Super Bowl Champions...Started at RDE at New York Jets, Nov. 27 and responded with six tackles and a sack...Started at LDE vs. Detroit, Dec. 24 and had six tackles, a sack and deflected a pass. **2004** – Had strong rookie year with 59 tackles (41 solo), 7.5 sacks, a team-high five forced fumbles and a fumble recovery... Played in all 16 games and started four, recording a sack in seven games...Sack total ranked second in the NFL among rookies and fourth in club history for a rookie...Came on strong over the last eight games with 36 tackles, 5.5 sacks, four forced fumbles and a fumble recovery...Had six tackles (four solo), a sack and a forced fumble vs. San Francisco, Sept. 19...Had four tackles (all solo) and a sack at Atlanta, Nov. 28... First of a three-week stretch where he recorded a sack, including vs. Carolina, Dec. 5 and at Dallas, Dec. 12, when he also added a forced fumble...Dec. 19 at Tampa Bay had a key forced fumble in the fourth quarter that set up a game-winning march. Also made a downfield block earlier in the quarter to spring WR Michael Lewis for a 53-yard punt return...Equaled season-high with eight stops (seven solo), 1.5 sacks and a forced fumble with a fumble recovery at Carolina, 1/2/05...Posted a forced fumble in each of last four contests, the first player in club history to do so in four-straight contests.

COLLEGE – Three-year starter at right defensive end for Ohio State, finishing with career totals of 167 tackles (111 solo), 21 sacks, five forced fumbles, two fumble recoveries, and an interception...Opened 37 of 51 games in his career...Sack total ranked fifth in school history upon his departure...All-Big 10 Conference and the conference's Defensive Player of the Year and Defensive Lineman of the Year as senior, posting 49 tackles (30 solo), 10.5 sacks and 20 stops for a loss...Finalist for Hendricks Award, given to nation's top end...All-Big 10 second-team as junior, appearing in every game despite suffering a knee sprain at midseason...Recorded 5.5 sacks, a forced fumble, an interception and a fumble recovery that season...Named Outstanding First-Year Defensive Player as freshman with three sacks.

PERSONAL – All-American at Proctor (Utica, N.Y.) HS...Had 20 sacks as senior...Represented the Saints and the NFL at several community and media appearances at recent Super Bowls...Criminology major at Ohio State who wants to be FBI agent following his playing career...Born Aug. 4, 1981.

WILL SMITH



Year	Team	GP	GS	TACKLES			Yds	INTERCEPTIONS				FUMBLES				
				Tot	Solo	Asst		No	Yds	Lg	TD	PD	FF	FR	Yds	
2004	New Orleans	16	4	59	41	18	7.5	41.0	0	0	0	0	1	5	1	-1
2005	New Orleans	16	9	85	66	19	8.5	60.0	0	0	0	0	6	2	1	-2
2006	New Orleans	14	14	56	35	21	10.5	79.5	0	0	0	0	2	3	1	0
2007	New Orleans	16	16	65	37	38	7.0	41.0	0	0	0	0	3	2	3	0
2008	New Orleans	16	16	77	44	33	3.0	23.0	0	0	0	0	1	1	0	0
NFL totals		78	59	342	223	119	36.5	244.5	0	0	0	0	13	13	6	-3

ADDITIONAL STATISTICS: Safeties — (2007, 1) Total: 1

CAREER HIGHS: Tackles — 12, at New England (11/20/05); Sacks — 2 (3x), last at Dallas (12/10/06); Forced Fumbles — 1 (13x), last vs. San Francisco (9/28/08); Fumble Recoveries — 1 (6x), last vs. Philadelphia (12/23/07); Interceptions — 0; Passes Defensed — 2 (2x), last at Tampa Bay (1/1/06); Safeties — 1, vs. Tampa Bay (12/2/07).

POSTSEASON

Year	Team	GP	GS	TACKLES			Yds	INTERCEPTIONS				FUMBLES				
				Tot	Solo	Asst		No	Yds	Lg	TD	PD	FF	FR	Yds	
2006	New Orleans	2	2	15	11	4	0.0	0.0	0	0	0	0	0	0	0	0
Postseason		2	2	15	11	4	0.0	0.0	0	0	0	0	0	0	0	0

POSTSEASON CAREER HIGHS: Tackles — 10, at Chicago (1/21/07); Sacks — 0; Forced Fumbles — 0; Fumble Recoveries — 0; Interceptions — 0; Passes Defensed — 0.



Olaniyi SOBOMEHIN 33

HEIGHT: 6-1 WEIGHT: 230
 COLLEGE: PORTLAND STATE
 JOINED SAINTS: FA-08
 NFL EXPERIENCE: 2
 BORN: 10/11/84

FB

NFL CAREER – After spending the first month of 2008 on the club’s practice squad, Sobomehin was promoted to the active roster and appeared in one game before suffering a season-ending shoulder injury. Nonetheless, in practice and during his limited game action the fullback showed promise on offense and special teams, and is expected to push for a roster spot this season.


CAREER TRANSACTIONS – Placed on injured reserve, 10/8/08; Signed to active roster from practice squad, 9/27/08; Signed to Saints practice squad, 9/4/08; Waived by Saints, 8/30/08; Signed by Saints as an undrafted free agent, 5/8/08.

2008 – After starting season on practice squad, spent two games on active roster, appearing in one... Had two receptions for eight yards and served as lead blocker in NFL debut vs. San Francisco, Sept. 28... After suffering shoulder injury during the game, declared inactive for subsequent contest vs. Minnesota, Oct. 6 and was placed on injured reserve, Oct. 8.

COLLEGE – At Portland State, played in 19 games with eight starts after transferring from Oregon State, where he spent a redshirt year and two seasons as a contributor on special teams... Was PSU’s leading rusher as a senior in 2007, gaining 515 yards on 110 carries with eight touchdowns, earning second-team All-Big Sky Conference honors... Graduated with a degree in political science.

PERSONAL – Born in Portland, Ore... Lettered in football, basketball and track at Cleveland (Portland, Ore.) HS, where he was the team MVP in football and basketball... Name is pronounced OH-lon-ee-yee Shuh-BO-muh-heen.

OLANIYI SOBOMEHIN



Year	Team	GP	GS	RUSHING				Lg	TD	RECEIVING				
				Att	Yds	Avg	0			No	Yds	Avg	Lg	TD
2008	New Orleans	1	0	0	0	0.0	0	0	2	8	4.0	10	0	
NFL totals		1	0	0	0	0.0	0	0	2	8	4.0	10	0	

CAREER HIGHS: Rushes — 0; Rushing Yards — 0; Long Rush — 0; Rushing TDs — 0; Receptions — 2, vs. San Francisco (9/28/08); Receiving Yards — 8, vs. San Francisco (9/28/08); Long Reception — 10, vs. San Francisco (9/28/08); Receiving TDs — 0.



Paul SPICER 95

HEIGHT: 6-4 WEIGHT: 295
 COLLEGE: SAGINAW VALLEY STATE
 JOINED SAINTS: FA-09
 NFL EXPERIENCE: 10
 BORN: 8/18/75

DE

NFL CAREER – A veteran of nine NFL seasons, Spicer brings versatility and a rugged, workmanlike nature to New Orleans that has pushed him to success throughout his career. Spicer is a powerful defensive end that has started 63 contests over his 117-game NFL career, posting 349 tackles (241 solo), 28.5 sacks, an interception, 19 pass defenses, seven forced fumbles and four fumble recoveries. He played the last nine years with the Jacksonville Jaguars, also starting three playoff games over that span. Prior to signing with Jacksonville in 2000, Spicer split 1999 between the Detroit Lions’ active roster and practice squad after playing with the Saskatchewan Rough Riders of the CFL in 1998. He entered the NFL as an undrafted free agent, signing with the Seattle Seahawks in 1998.

CAREER TRANSACTIONS – Signed by Saints as a free agent to a one-year contract, 3/20/09; Released by Jacksonville Jaguars, 2/27/09; Re-signed by Jacksonville to a two-year contract, 6/27/08; Re-signed by Jacksonville to a three-year contract, 7/31/06; Placed on Injured Reserve, 9/23/04; Re-signed by Jacksonville to a three-year contract; Re-signed by Jacksonville to a one-year

OWNERSHIP
FOOTBALL
ADMINISTRATION
RECORDS
HISTORY

OWNERSHIP
FOOTBALL
ADMINISTRATION
RECORDS
HISTORY

contract (RFA), 4/25/03; Re-signed by Jacksonville to a one-year contract (ERFA), 5/17/02; Signed to Jacksonville active roster, 10/4/00; Signed to Jacksonville practice squad, 8/30/00; Waived by Detroit Lions, 8/22/00; Signed to Detroit practice squad, 11/9/99; Waived by Detroit, 11/6/99; Signed to Detroit active roster, 10/8/99; Signed to Detroit practice squad, 9/7/99; Waived by Detroit, 9/5/99; Signed by Detroit, 2/23/99; Waived by Seattle Seahawks, 8/25/98; Signed by Seattle as an undrafted free agent, 4/28/98.

HONORS – **2007**: AFC Defensive Player of the Week (Week six); *USA Today* All-Joe team. **2006**: *USA Today* All-Joe team. **2005**: *USA Today* All-Joe team; Ed Block Courage Award (voted by teammates).


2008 – A season-long captain for the second straight year and played in all 16 games for Jacksonville, with 10 starts...Tied for second on team with 3.5 sacks, with 50 tackles, five pass defenses and a forced fumble...Posted a season-high five tackles and split a sack, Oct. 5 vs. Pittsburgh. **2007** - Played in 15 games with 12 starts and led team with 7.5 sacks and a career-high three forced fumbles despite missing majority of preseason with a back injury...Led defensive line with 50 tackles (36 solo) and added a fumble recovery...Registered five tackles and a sack Oct. 7 at Kansas City and helped defense hold Chiefs to 10 rushing yards, the fewest by an opponent in team history...Posted seven tackles (six solo), a sack, a forced fumble and four QB pressures and earned AFC Defensive Player of the Week honors vs. Houston, Oct. 14. Sacked Matt Schaub in fourth quarter and forced a fumble that was returned for a TD...Recorded a sack in third consecutive game vs. Indianapolis, Oct. 22, downing Peyton Manning twice and forced a fumble...Started at DE in AFC Wild Card Game at Pittsburgh, Jan. 5, and had two solo tackles and first postseason sack...Recorded three tackles in start at in AFC Divisional Playoff Game at New England, Jan. 12. **2006** - Started all 16 games for first time in career and had career-high 59 tackles with three sacks...Named to *USA Today* All-Joe Team for second consecutive season...Had five solo tackles, a sack and three QB pressures vs. Dallas, Sept. 10. **2005** - Played in 15 games with 14 starts and ranked second on team with a career-high 7.5 sacks, more than doubling his career sack total heading into season...Added 56 tackles, a forced fumble and a fumble recovery...Named to *USA Today* All-Joe Team...Recorded career-high three sacks vs. N.Y. Jets, Sept. 25, with eight tackles and a forced fumble. **2004** - Played in first two games before placed on injured reserve on Sept. 23 with a fractured right leg, ending streak of 50 consecutive games played for Jacksonville. **2003** - Played in all 16 games for third consecutive year, a streak of 48 consecutive games and had 37 tackles (24 solo), five passes defended and a fumble recovery...Recorded first career interception, Dec. 7 vs. Houston, marking only second time in club history that a defensive lineman intercepted a pass. **2002** - Appeared in all 16 games with four starts and posted 45 tackles (28 solo), four sacks, a forced fumble and two deflected passes. **2001** - Played in all 16 games for first time in career, with four starts...Totaled 41 tackles, two sacks, two pass defenses and a fumble recovery...Made first NFL start vs. Pittsburgh, Sept. 9, and had six tackles and a sack. **2000** - Played in three games (inactive for eight) and made four tackles, a sack and a forced fumble...Spent preseason with Detroit, but waived Aug. 22...Signed

to Jaguars' practice squad on Aug. 30, staying there for five weeks...Activated to 53-man roster on Oct. 4. **1999** - Signed by Detroit Feb. 23 and spent parts of season on practice squad and active roster...Waived on Sept. 5 in final cuts and signed to practice squad Sept. 7...Activated to 53-man roster Oct. 8 and played in first NFL game two days later vs. San Diego...Waived Nov. 6 and re-signed three days later to practice squad. **1998** - Signed as an undrafted rookie by Seattle April 28 and waived following training camp, Aug. 25...Joined Saskatchewan Rough Riders (CFL) and recorded 12 tackles and four sacks in seven games.

COLLEGE – Played his final two years (1996-97) at Saginaw Valley State...Set a school record with 21.5 sacks as a senior and named Conference Player of the Year...Transferred from College of DuPage (Glen Ellyn, Ill.), where he was a JUCO All-America at linebacker in 1995...Graduated with a degree in history education.

PERSONAL – Married (Shariffa) with four children...Attended Northwest (Indianapolis) HS...Heavily involved in local community while in Jacksonville, volunteering his time and leading numerous fundraisers...Has also hosted radio and television shows during his career.

PAULSPICER



Year	Team	GP	GS	Tot	TACKLES			Yds	INTERCEPTIONS					FUMBLES			
					Solo	Asst	Sk		No	Yds	Lg	TD	PD	FF	FR	Yds	
1999	Detroit	2	0	0	0	0	0.0	0.0	0	0	0	0	0	0	0	0	0
2000	Jacksonville	3	0	4	2	2	1.0	10.0	0	0	0	0	0	1	0	0	0
2001	Jacksonville	16	4	41	22	19	2.0	13.0	0	0	0	0	2	0	1	3	0
2002	Jacksonville	16	4	45	28	17	4.0	26.0	0	0	0	0	2	1	0	0	0
2003	Jacksonville	16	1	37	24	13	0.0	0.0	1	2	2	0	5	0	1	0	0
2004	Jacksonville	2	2	7	5	2	0.0	0.0	0	0	0	0	0	0	0	0	0
2005	Jacksonville	15	14	56	43	13	7.5	43.0	0	0	0	0	0	1	1	0	0
2006	Jacksonville	16	16	59	47	12	3.0	17.0	0	0	0	0	4	0	0	0	0
2007	Jacksonville	15	12	50	36	14	7.5	48.5	0	0	0	0	1	3	1	0	0
2008	Jacksonville	16	10	50	34	16	3.5	14.0	0	0	0	0	5	1	0	0	0
NFL totals		117	63	349	241	108	28.5	171.5	1	2	2	0	19	7	4	3	

CAREER HIGHS: Tackles — 8 (2x), last vs. Indianapolis (10/22/07); Sacks — 3, at N.Y. Jets (9/25/05); Forced Fumbles — 1 (7x), last vs. Cleveland (10/26/08); Fumble Recoveries — 1 (4x), last at New Orleans (11/4/07); Passes Defensed — 2, vs. Houston (11/12/06); Interceptions — 1, vs. Houston (12/7/03).

POSTSEASON

Year	Team	GP	GS	Tot	TACKLES			Yds	INTERCEPTIONS					FUMBLES			
					Solo	Asst	Sk		No	Yds	Lg	TD	PD	FF	FR	Yds	
2005	Jacksonville	1	1	2	1	1	0.0	0.0	0	0	0	0	0	0	0	0	0
2007	Jacksonville	2	2	5	4	1	1.0	10.0	0	0	0	0	0	0	0	0	0
NFL totals		3	3	7	5	2	1.0	10.0	0	0	0	0	0	0	0	0	0

POSTSEASON CAREER HIGHS: Tackles — 3, at New England (1/12/08); Sacks — 1, at Pittsburgh (1/5/08); Forced Fumbles — 0 at Pittsburgh (1/5/08); Fumble Recoveries — 0; Passes Defensed — 0.



Jon STINCHCOMB 78

HEIGHT: 6-5 WEIGHT: 315
 COLLEGE: GEORGIA
 JOINED SAINTS: 02-03
 NFL EXPERIENCE: 7
 BORN: 8/27/79

T

NFL CAREER – Stinchcomb anchors the right side of the offensive line, and quality play and reliability have distinguished his performances since he took over as a full-time starter at tackle in 2006. Among the club's strongest players, Stinchcomb excels at both protecting QB Drew Brees and opening up gaps for running backs. He is also durable, having started the last 48 regular-season games. Stinchcomb, considered a priority entering the free agency period, was re-signed to a five-year contract in March. Entering his seventh season, Stinchcomb was originally drafted 37th overall in the 2003 NFL Draft after a banner career at University of Georgia.

CAREER TRANSACTIONS – Re-signed to a five-year contract (UFA), 3/3/09; Re-signed to two-year contract (UFA), 3/3/07; Placed on Reserve/Injured, 8/26/05; Signed a four-year contract, 7/25/03; Selected by Saints in second round (37th overall) in 2003 NFL Draft.

2008 – Key part of an offensive line that allowed just 13 sacks, a club-record for the fewest surrendered in a season...Opened all 16 games at right tackle, closed season with consecutive starts streak at 48. **2007** – Extended his streak of consecutive starts to 32-straight games...Opened every contest at RT...Part of an offensive line that only allowed an NFL-low 16 sacks, including a four-week stretch without surrendering one. **2006** – Had a banner season, starting all 16 games at right tackle and both postseason contests...Opener at Cleveland, Sept. 10, marked first NFL start. **2005** – Missed entire season after rupturing his right patella tendon in training camp. **2004** – Played in four games and declared inactive for other 12 contests. **2003** – Played in six games and dressed but did not play in one... Inactive for other nine games ...Saw first NFL action vs. Atlanta, Nov. 16, on special teams.

COLLEGE – Four-year starter at Georgia, opening 34 of 37 games...All-Academic honors in 2001-02...One of 11 players to earn AFCA Good Works Team honors for contributions to community service...In 2002 named a Walter Camp All-American, All-SEC and one of six recipients of National Football Foundation scholarship...Became first Georgia lineman to score a TD in 17 years when he recovered a fumble in end zone at Auburn in 2002...Named All-SEC in 2001...As a sophomore, started every game at RT and was named to All-SEC second team...Started 11 of 12 games as redshirt freshman in 1999.

PERSONAL – A *USA Today* and *Parade* All-American at Parkview (Lilburn, Ga.) HS...Four-year starter on offensive line also started on defense for two seasons...Earned 4.0-grade-point-average in high school...Among the most community-minded Saints' players, visiting area hospitals and schools during the season...Older brother, Matt, was an All-American and captain at Georgia (1995-98) and a first-round selection by Oakland Raiders in 1999...Married (Allison)...Born Aug. 27, 1979 in Atlanta, Ga.

JONSTINCHCOMB

Games Played/Started: New Orleans — (2003, 6/0); (2004, 4/0); (2005, 0/0); (2006, 16/16); (2007, 16/16); (2008, 16/16) Totals: 58/48

POSTSEASON
 Games Played/Started: New Orleans — (2006, 2/2) Totals: 2/2



Zach STRIEF 64

HEIGHT: 6-7 WEIGHT: 320
 COLLEGE: NORTHWESTERN
 JOINED SAINTS: 07A-06
 NFL EXPERIENCE: 4
 BIRTHDATE: 9/22/83

T

NFL CAREER – Though a reserve, Strief has proven himself to be ready to step into the lineup whenever given an opportunity. He has played in 41 games since being drafted in the seventh round in 2006, with three starts. While the majority of the action he has seen has come on special teams, Strief's quality play on offense has earned the praise of the coaching staff. He has the versatility to play both tackle spots, but has found a home primarily at left tackle, where Strief has prototypical size. Strief is also one of the Saints' most community-minded players, involved weekly in charitable and educational programs and events.

CAREER TRANSACTIONS – Re-signed to a one-year contract (RFA), 4/13/09; Signed a three-year contract, 7/20/06; Selected in the seventh round (210th overall) of the 2006 NFL Draft.

2008 – Played in all 16 games, starting at left tackle at Chicago, Dec. 11 in place of an injured Jammal Brown...Also came on for extended playing time at LT at Denver, Sept. 21, vs. Atlanta, Dec. 7 and at Detroit, Dec. 21...Played right tackle in second half after Jon Stinchcomb departed with back spasms, vs. Minnesota, Oct. 6...Appeared on special teams in every contest, and also served periodically as an extra tight end in short yardage situations. **2007** – Played in all 16 games, primarily on special teams while also starting at LT at Houston, Nov. 18, in place of injured starter Jammal Brown...Also saw extended time vs.

St. Louis, Nov. 11, when Brown was forced to depart in the first quarter... Periodically played as a tight end in jumbo offensive packages. **2006** – Played in nine games, starting at LT at Tampa Bay, Nov. 5. Didn't allow a sack and praised by the coaching staff following the contest for a solid performance after stepping in for T Jammal Brown...Declared inactive for seven regular-season games...Saw action in both postseason contests on special teams.

COLLEGE – Anchored Northwestern's offensive line at tackle for his final three seasons, starting 40 games at right tackle...Recognized as a first-team All-American by the Football Writers Association of America and was a consensus second-team All-Big Ten as a senior...A key performer on a record-setting offense that averaged more than 500 yards per game and ranked fourth nationally...Second-team All-Big Ten in 2004...Became a full-time starter in 2003.

PERSONAL – Attended Milford (Ohio) HS...Allowed zero sacks as a senior and one as a junior...Also lettered in basketball and track... Communication studies major and minored in business institutions...Full name: Zachary David Strief...Born Sept. 22, 1983 in Cincinnati, Ohio.

ZACHSTRIEF

Games Played/Started: New Orleans — (2006, 9/1); (2007, 16/1); (2008, 16/1) Totals: 41/3

POSTSEASON

Games Played/Started: New Orleans — (2006, 2/0) Totals: 2/0



Pierre THOMAS 23

HEIGHT: 5-11 WEIGHT: 215
COLLEGE: ILLINOIS
JOINED SAINTS: FA-07
NFL EXPERIENCE: 3
BIRTHDATE: 12/18/84

RB

NFL CAREER – Thomas has been an exceptional find for the Saints – initially signed as an undrafted free agent in 2007, he earned a roster spot as a rookie special teams ace and has since evolved into a significant cog in the offensive attack. Thomas led New Orleans with 12 TDs in 2008, which tied for eighth in the NFL. He paced the Saints with 1,702 total yards – including a team-high 625 rushing – and averaged 25.6 yards per kick return. Over his final six games, Thomas was the featured runner and averaged 112.8 yards of offense per contest while also picking up NFC Special Teams Player of the Week honors in Week 14. He built on the promise of his rookie season, when in his first career start Thomas became the first player in club record books and only the second rookie in NFL history to gain over 100 yards rushing and receiving in the same game.

CAREER TRANSACTIONS – Signed a three-year contract 4/30/07 as an undrafted rookie free agent.

HONORS – **2008**: NFC Special Teams Player of the Week (Week 14).

2008 – Led club in rushing with 625 yards on 129 carries (4.8 avg.) with nine TDs, finished seventh with 31 catches for 284 yards (9.2 avg.) and three TDs and led the team with 31 kickoff returns for 793 yards (25.6 avg.)...Also led team in scoring with 72 points...Played in 15 games, with five starts, inactive for the finale with back and wrist injuries...Rushed for 475 yards and six touchdowns, had three TD receptions and added an 88-yard kickoff return in his final six contests...Scored a touchdown in six-straight games (11/16-12/21), tying a team record held by Dalton Hilliard, who reached the milestone twice. Thomas enters 2009 with the streak still active...In opener vs. Tampa Bay, pounded out 52 yards



WORTHNOTING

In 2008, Thomas led the team in rushing (625 yards), scoring (72 points), touchdowns (12) and kickoff returns (793 yards and a 25.6 avg.). For the second-straight year, he also ranked first on the club in total yards with 1,702, including 284 receiving.

Over his final six contests last season, Thomas rushed for 475 yards and six TDs, had 202 receiving yards with three touchdown grabs and added an 88-yard kickoff return.

Thomas tied a team record in 2008 by scoring a TD in six-straight games, equaling a record reached twice by Dalton Hilliard.

In his first NFL start, Thomas became the first Saints' player – and the second rookie in league history – to gain over 100 yards rushing and receiving in the same contest. He had 105 yards rushing on 20 carries and 12 catches for 121 yards at Chicago.

on 10 carries...At Denver, Sept. 21, reached end zone on runs of five and 10 yards...Top kick return day of year came vs. Minnesota, with five for 168 yards, including a 56-yarder...At Kansas City, had 16 carries for 88 yards and a TD, and four catches for 56 yards, including a 24-yard catch-and-run...Nov. 24 vs. Green Bay, had 87 yards on 15 attempts with two TDs and hauled in three passes for 34 yards...Scored on a 20-yard touchdown catch at Tampa Bay and added 34 rushing yards, Nov. 30...Posted the Saints' lone 100-yard performance of season with 102 on 16 carries with a touchdown vs. Atlanta, Dec. 7. Added a seven-yard TD catch and an 88-yard kickoff return, and was named NFC Special Teams Player of the Week...At Chicago, Dec. 11, had a season-high 22 carries for 87 yards, including a 42-yard burst for a TD, and added seven catches for 59 yards and a TD. His 146 yards of offense were a season-high, and he added three kick-off returns for 63 yards... Posted 77 yards on 13 attempts with a TD at Detroit, Dec. 21. He added three grabs for 26 yards, and tied team record by scoring a touchdown for his sixth-straight game, but injuries to back and wrist kept him on inactive list for finale. **2007** – One of only two rookie free agents to make opening day roster...Played in 12 games with one start, and inactive for four games...Rushed for 252 yards on 52 attempts (4.8 avg.) with a touchdown, caught 17 passes for 151 yards and a TD, returned 36 kickoffs for 865 yards (24.0 avg.) and made five tackles on special teams...Also scored on a fumble

recovery on special teams and added a two-point conversion run, scoring 20 total points...Inactive for first three games...Scored a touchdown in second NFL game, at Seattle, Oct. 14, scooping up a loose ball on a botched punt snap and carrying it five yards into end zone to give Saints a 7-0 lead less than three minutes into a 28-17 win...Against Atlanta Oct. 21, scored first career offensive TD on a 24-yard draw and totaled two rushes for 26 yards...Tied a team record with eight kick returns vs. St. Louis, Nov. 11, totaling 233 yards (second-highest in team history) to average 29.1 yards, with a season-best 64-yard return...Playing in hometown of Chicago, Dec. 30, made first career start and turned in one of the finest performances by Saints RB in club history. Posted 20 carries for 105 yards and caught 12 passes 121 yards and an 11-yard TD, becoming first player in team annals to have more than 100 yards rushing and receiving in same game. His 226 total yards marked the third-highest total in club history. Also ran for a two-point conversion and gained 16 first downs on 32 touches.

COLLEGE – Played 40 games at Illinois and ranks sixth in school’s history with 2,545 rushing yards...Averaged 5.6 yards per carry and ran for 20 TDs...Also caught 57 passes for 411 yards and three TDs...Led team in rushing in each of the final three seasons, and had eight 100-yard games... Had a school-record 1,495 career kickoff return yards...Averaged 24.1 yards as a kick returner for his career, including a 99-yard return for a touchdown...Second in school history with 4,451 all-purpose yards...Majored in sports management.

PERSONAL – Prepped at Thornton Fractional South (Lansing, Ill.) HS, where he was a two-time all-state selection by the *Chicago Tribune* and *Chicago Sun-Times*... Totaled 5,565 yards in his career and scored 88 touchdowns, with 27 100-yard games and 11 of over 200...Racked up 2,365 yards and 38 TDs as a senior and was named the *Champaign News-Gazette* Player of the Year...A native of Lynwood, Ill., Charles Pierre Thomas, Jr. was born Dec. 18, 1984 in Chicago.

PIERRETHOMAS

Year	Team	GP	RUSHING					Lg	TD	RECEIVING				
			GS	Att	Yds	Avg	24t			No	Yds	Avg	Lg	TD
2007	New Orleans	12	1	52	252	4.8	24t	1	17	151	8.9	17	1	
2008	New Orleans	15	5	129	625	4.8	42t	9	31	284	9.2	24	3	
NFL totals		27	6	181	877	4.8	42t	10	48	435	9.1	24	4	

Year	Team	No	KICKOFF RETURNS		
			Yds	Avg	Lg
2007	New Orleans	36	865	24.0	64
2008	New Orleans	31	793	25.6	88
NFL totals		67	1,658	24.7	88

ADDITIONAL STATISTICS: Special Teams Tackles — (2007, 5); (2008, 5) **Total: 10**; Special Teams Fumble Recoveries — (2007, 1) **Total: 1**; Two-Point Conversions — (2007, 1) **Total: 1**.

CAREER HIGHS: Rushes — 22, at Chicago (12/11/08); Rushing Yards — 105, at Chicago (12/30/07); Long Rush — 42t, at Chicago (12/11/08); Rushing TDs — 2 (2x), last vs. Green Bay (11/24/08); Receptions — 12, at Chicago (12/30/07); Receiving Yards — 121, at Chicago (12/30/07); Long Reception — 24, at Kansas City (11/16/08); Receiving TDs — 1 (4x), last at Chicago (12/11/08); Kickoff Returns — 8, vs. St. Louis (11/11/07); Kickoff Return Yards — 233, vs. St. Louis (11/11/07); Long Kickoff Return — 88, vs. Atlanta (12/7/08); Kickoff Returned for TD — 0; Special Teams Tackles — 2, at Washington (9/14/08).



Leigh TORRENCE 24

HEIGHT: 5-11 WEIGHT: 179
 COLLEGE: STANFORD
 JOINED SAINTS: WAI-08 (WAS)
 NFL EXPERIENCE: 4
 BIRTHDATE: 1/4/82

CB

NFL CAREER – Torrence appeared in seven games for the Saints after being claimed off waivers, and the veteran proved to be an excellent addition to the special teams while adding quality depth to the secondary. He has played in 42 games in his career, including stints with the Washington Redskins and the Atlanta Falcons. Torrence has posted 47 tackles on defense with a sack and 37 special teams stops.

CAREER TRANSACTIONS – Re-signed to a one-year contract (RFA), 4/13/09; Acquired by Saints off waivers from Washington Redskins, 11/10/08; Waived by Washington, 11/8/08; Signed by Washington, 12/27/06; Waived by Atlanta Falcons, 9/2/06; Signed to active roster from practice squad by Atlanta, 10/11/05; Signed by Atlanta to practice squad, 9/21/05; Waived by Atlanta, 9/20/05; Signed by Atlanta, 9/4/05; Waived by Green Bay Packers, 9/3/05; Signed by Green Bay as an undrafted free agent, 4/29/05.

2008 – Appeared in 16 games total for both Redskins and Saints, recording 13 tackles (eight solo), four passes defended and a career-high 19 special teams stops...Appeared in nine games with Washington and recorded nine tackles on defense with two pass defenses, along with 11 special teams stops before being waived, Nov. 8...After being claimed off waivers by the Saints, appeared in seven games and had four tackles (three solo), two passes defended and eight special teams stops...Played extensively in the nickel package vs. Atlanta, Dec. 7 and had a season-high three tackles along with a pair of stops on special teams... Deflected two passes and a special teams tackle at Detroit, Dec. 21. **2007** – Appeared in all 16 regular season games for the first time in his career as member of Redskins...Finished with a career-high in tackles (33), solo tackles (24) and added a sack...Had a career-best six tackles and a special teams stop in first career start at New York Giants, Dec. 16...Recorded his first career sack at Minnesota, Dec. 23...Appeared in first career playoff game at Seattle, 1/5/08 and finished with a team-best three special teams stops, two tackles and a pass defense. **2006** – Spent training camp with Atlanta before being released and was signed to active roster of Redskins for final game of season. **2005** – After being released by Green Bay prior to start of the regular season, appeared in 10 games for the Falcons...Originally signed by Atlanta, Sept. 4 and was inactive for two contests before being waived, Sept. 20...After spending three weeks on the practice squad, was re-signed to Atlanta’s active roster, Oct. 11, where he remained for rest of season...Made NFL debut at New Orleans, Oct. 16.

COLLEGE – Attended Stanford, where he was a four-year letterman in football and a two-year letterman in track...Totaled 11 career interceptions...Led all cornerbacks with 64 tackles and 11 passes defended in 2003 and was named first-team Academic All-Pac 10...Competed in the 100, 200 and 4x100 meter relay from 2001-02.

PERSONAL – Attended Marist (Atlanta, Ga.) HS, where he lettered in football, track and tennis...Captured the state tennis title as a freshman and sophomore...Has been active in the community throughout his NFL career.

LEIGHTORRENCE



Year	Team	GP	GS	TACKLES				Yds	INTERCEPTIONS				FUMBLES				
				Tot	Solo	Asst	Sk		No	Yds	Lg	TD	PD	FF	FR	Yds	
2005	Atlanta	10	0	1	1	0	0.0	0.0	0	0	0	0	0	0	0	0	0
2006	Washington	0	0	0	0	0	0.0	0.0	0	0	0	0	0	0	0	0	0
2007	Washington	16	1	33	24	9	1.0	8.0	0	0	0	0	0	0	0	0	0
2008	Washington	9	0	9	5	4	0.0	0.0	0	0	0	0	2	0	0	0	0
	New Orleans	7	0	4	3	1	0.0	0.0	0	0	0	0	2	0	0	0	0
NFL totals		42	1	47	33	14	1.0	8.0	0	0	0	0	4	0	0	0	0
Saints totals		7	0	4	3	1	0.0	0.0	0	0	0	0	2	0	0	0	0

ADDITIONAL STATISTICS: Special Teams Tackles — (2005, 4); (2007, 14); (2008, 19) **Total: 37.**

CAREER HIGHS: Tackles — 6, vs. Chicago (12/6/07); Sacks — 1, at Minnesota (12/23/07); Interceptions — 0; Int. Ret for TD — 0; Passes Defensed — 2, at Detroit (12/21/08); Forced Fumbles — 0; Fumble Recoveries — 0.

POSTSEASON

Year	Team	GP	GS	TACKLES				Yds	INTERCEPTIONS				FUMBLES				
				Tot	Solo	Asst	Sk		No	Yds	Lg	TD	PD	FF	FR	Yds	
2007	Washington	1	1	2	2	0	0.0	0.0	0	0	0	0	1	0	0	0	0
NFL Totals		1	1	2	2	0	0.0	0.0	0	0	0	0	1	0	0	0	0

ADDITIONAL STATISTICS: Special Teams Tackles — (2007, 3) **Total: 3.**

POSTSEASON CAREER HIGHS: Tackles — 2, at Seattle (1/5/08); Sacks — 0; Interceptions — 0; Int. Ret for TD — 0; Passes Defensed — 1, at Seattle (1/15/08); Forced Fumbles — 0; Fumble Recoveries — 0; Special Teams Tackles — 3, at Seattle (1/5/08);.



Jonathan VILMA 51

HEIGHT: 6-1 WEIGHT: 230
 COLLEGE: MIAMI (FLA)
 JOINED SAINTS: TR-08 (NYJ)
 NFL EXPERIENCE: 6
 BIRTHDATE: 4/16/82

LB

NFL CAREER – A leader on the field and in the locker room, tireless in preparation and fierce while patrolling the middle, Vilma proved to be everything the Saints had hoped for in 2008 when the club traded for him prior to last season. Immediately inserted as a starter, he paced the club with 151 tackles – the

most for a New Orleans defender since 1997. Vilma made an impact across the defensive stat chart, as he also recovered three fumbles, deflected eight passes, recovered a pair of fumbles, recorded a sack and intercepted a pass. Re-signing the sixth-year veteran was a priority for the Saints entering the offseason, and the club inked the 2005 Pro Bowl pick to a five-year deal hours after free agency opened. Vilma arrived in New Orleans after a four-year stint with the Jets, where he earned a reputation as one of the NFL's top linebackers. After being selected 12th overall in 2004, he earned Defensive Rookie of the Year honors. After spending the previous two years working in a 3-4 defensive scheme with New York, last year he returned to his natural middle linebacker spot in the Saints' 4-3 alignment. Though five seasons, Vilma has posted 611 tackles (412 solo), seven interceptions, eight forced fumbles, six fumble recoveries and 3.5 sacks. The former University of Miami standout has started 69 of 71 career games.

CAREER TRANSACTIONS – Re-signed by Saints to a five-year contract (UFA), 3/3/09; Acquired by Saints from New York Jets for a fourth-round selection in the 2008 NFL Draft (teams also exchanged conditional 2009 draft choices), 2/29/08; Placed on Injured Reserve, 10/27/07; Selected in first round by the Jets (12th overall) in 2004 NFL Draft.

HONORS – 2008: Ed Block Courage Award (vote by teammates); **2005:** Pro Bowl; **2004:** Associated Press NFL Defensive Rookie of the Year; *Football Digest* Defensive Rookie of the Year; Pro Football Writers of America All-Rookie Team; AFC Defensive Rookie of the Month (November).

2008 – Led or shared the team lead in tackles in 10 contests, and recorded double-digit tackle totals in eight games...With 151 stops (100 solo), had most tackles for a Saints defender since LB Winfred Tubbs had 160 in 1997...Set a career-high with two fumble recoveries, and added three forced fumbles, an interception, a sack and deflected a career-best eight passes...In Saints debut, had a team-high 12 tackles vs. Tampa Bay, Sept. 7...Posted a season-high 17 tackles (12 solo) at Washington, Sept. 14, and two pass defenses, playing every defensive snap...Set up Saints' first TD with a recovered fumble and notched eight

2008 GAME BY GAME

Date	Opp.	DEFENSE											
		GP	ST	SOLO	AST	TOT	SACK/YDS	INT/YDS	PD	FF	FR		
9/7	TB	X	X	8	4	12	0	0	0	0	0	0	0
9/14	@WAS	X	X	12	5	17	0	0	0	0	2	0	0
9/21	@DEN	X	X	2	2	4	0	0	0	0	0	0	0
9/28	SF	X	X	6	2	8	0	0	0	0	0	0	1
10/6	MIN	X	X	8	4	12	0	0	0	0	0	0	0
10/12	OAK	X	X	7	5	12	0	0	0	0	1	0	0
10/19	@CAR	X	X	5	5	10	0	0	0	0	1	0	0
10/26	SD	X	X	8	2	10	0	0	1	8	1	0	0
11/9	@ATL	X	X	1	4	5	0	0	0	0	0	0	0
11/16	@KC	X	X	2	2	4	0	0	0	0	1	0	0
11/24	GB	X	X	6	5	11	0	0	0	0	0	0	0
11/30	@TB	X	X	6	1	7	1	5	0	0	1	2	1
12/7	ATL	X	X	5	4	9	0	0	0	0	0	0	0
12/11	@CHI	X	X	8	1	9	0	0	0	0	1	0	1
12/21	@DET	X	X	6	2	8	0	0	0	0	0	0	0
12/28	CAR	X	X	10	3	13	0	0	0	0	0	0	0
2008 Season		16	16	100	51	151	1	5	1	8	8	2	3

stops vs. San Francisco, Sept. 28...In Weeks 5-7, would post 32 tackles and deflect a pair of passes...Oct. 26 vs. San Diego had 10 tackles (eight solo) and an interception with an eight-yard return. Interception at the New Orleans 10 ended a Chargers' scoring opportunity...Had a dominating performance at Tampa Bay, Nov. 30, with seven stops (six solo), a sack, a tipped pass, two forced fumbles and a fumble recovery...Recovered a fumble and added nine tackles at Chicago,

SNAPSHOTS

Vilma made an immediate impact for the Saints in 2008, leading the club in tackles and ranking as the only defender to post statistics in every defensive category. Among his top performances:

- A 17-tackle outing at Washington where he also deflected a pair of passes and played every defensive down.
- Eight tackles and a fumble recovery that set up the Saints' first TD vs. San Francisco. It started a five-game stretch where Vilma notched 52 stops, recovered a fumble and had an interception.
- His 10-tackle day in Wembley Stadium vs. San Diego, where he added an interception at the New Orleans 10 late in the fourth quarter to end the Chargers' comeback aspirations in the 37-32 victory.
- At Tampa Bay, Vilma was all over a muddy field, posting seven stops, a sack, forcing two fumbles – recovering one after tearing it away from WR Michael Clayton – and knocking down a pass at the line of scrimmage.
- At Chicago Vilma led the team with nine tackles, recovered a fumble to set up a touchdown and broke up a pass.

Dec. 11...Closed season with 13 stops (10 solo) vs. Carolina, Dec. 28. **2007** – Selected as a defensive captain by Jets teammates, he started seven games and made 39 tackles along with an interception before suffering a knee injury that landed him on injured reserve...Led the team with nine tackles at Buffalo, Sept. 30...Picked off an Eli Manning pass at NY Giants, Oct. 7...Placed on injured reserve with a knee injury, Oct. 27. **2006** – Started all 16 games at inside line-backer, recording 116 tackles, an interception and four pass defenses...Led the team in tackles with 12 at Tennessee, Sept. 10...Had 10 tackles and returned a fumble 12 yards Sept. 24 at Buffalo...Led team with 11 stops and had an interception in win vs. Detroit, Oct. 22...Forced a fumble and added nine tackles at Miami, Dec. 25. **2005** – Earned team MVP honors and a Pro Bowl berth as he led NFL with 187 tackles (143 solo), intercepted a pass, forced four fumbles, recovered a fumble and had four pass defenses...In Oct. 9 win vs. Tampa Bay, led team with 14 tackles and a forced fumble...Made nine stops and first INT of season at Atlanta, Oct. 24...Registered a career-high 18 tackles (14 solo), along with a forced fumble Nov. 20 at Denver...Notched a team-best 14 tackles and forced a fumble at New England, Dec. 4...His 17 tackles led team for the fourth straight week vs. Patriots, Dec. 26. **2004** – Named NFL Defensive Rookie of the Year with 118 tackles, two sacks, three interceptions, four pass defenses, a forced fumble and a fumble recovery...Made first career start at Miami Oct. 3, tying for team-high with seven tackles...Recorded first career INT vs. San Francisco, Oct. 17, with 1:44 left to play to seal a victory...Recorded seven tack-

les, two pass defenses and returned an interception 38 yards for a TD in finale at St. Louis...Led team with 12 tackles and a sack in Wild Card victory at San Diego...Notched 17 tackles in the Divisional Playoff loss at Pittsburgh.

COLLEGE – Played in 47 games with 37 starts for the Hurricanes and recorded 371 tackles (234 solo), three sacks, seven fumble recoveries, four forced fumbles and an interception...Three-time Academic All-Big East Conference and two-time Butkus Award nominee (semifinalist in 2002 and finalist in 2003)...Selected first-team All-America by the American Football Coaches Association and Walter Camp as a senior, added second-team honors from the Associated Press...All-Big East and Academic All-Big East honors as a junior and senior...The University of Miami's Scholar-Athlete of the Year for 2002-03...All-Big East and Academic All-Big East as a sophomore.

PERSONAL – Two-year captain at Coral Gables (Fla.) HS, where he notched 138 tackles and 11 sacks as a senior, and was a *Miami Herald* Class 5A-6A All-Dade first-team selection...Majored in finance at Miami...Honored as a Hometown Hero and 2006 National United Way spokesman for NFL's Lend a Hand campaign at United Way Gridiron Gala in 2007...Hosted a financial money management conference for NFL players called "Jonathan Vilma's Financial 51" ...Named Board Member of the National Football Foundation's "Play It Smart" program, designed to use football as a vehicle to foster academic, personal and career development of at-risk student athletes...Has given talks to numerous schools about success on the field and in the classroom, and the importance of a healthy lifestyle...Represented the Miami-Dade County Community Foundation and Jonathan Vilma Charitable Fund on an episode of Wheel of Fortune in 2006...Has his own website, www.jonvilma.com.

JONATHAN VILMA



Year	Team	GP	GS	TACKLES					INTERCEPTIONS					FUMBLES		
				Tot	Solo	Asst	Sk	Yds	No	Yds	Lg	TD	PD	FF	FR	Yds
2004	N.Y. Jets	16	14	118	75	43	2.0	13.0	3	58	38t	1	4	1	1	0
2005	N.Y. Jets	16	16	187	143	44	0.5	4.0	1	1	1	0	4	4	1	4
2006	N.Y. Jets	16	16	116	68	48	0.0	0.0	1	0	0	0	4	1	1	12
2007	N.Y. Jets	7	7	39	26	13	0.0	0.0	1	1	1	0	2	0	0	0
2008	New Orleans	16	16	151	100	51	1.0	5.0	1	8	8	0	8	2	3	6
NFL totals		71	69	611	412	199	3.5	22.0	7	68	38t	1	22	8	6	22
Saints totals		16	16	151	100	51	1.0	5.0	1	8	8	0	8	2	3	6

ADDITIONAL STATISTICS: Special Teams Tackles — (2004, 8); Total: 8.

CAREER HIGHS: Tackles — 18, at Denver (11/20/05); Sacks — 1 (3x), last at Tampa Bay (11/30/08); Interceptions — 1 (7x), last vs. San Diego (10/26/08); Passes Defensed — 2 (5x), last at Washington (9/14/08); Forced Fumbles — 2, at Tampa Bay (11/30/08); Fumble Recoveries — 1 (6x), last at Chicago (12/11/08).

POSTSEASON

Year	Team	GP	GS	TACKLES					INTERCEPTIONS					FUMBLES			
				Tot	Solo	Asst	Sk	Yds	No	Yds	Lg	TD	PD	FF	FR	Yds	
2004	N.Y. Jets	2	2	30	16	14	1.0	5.0	0	0	0	0	0	0	0	0	0
2006	N.Y. Jets	1	1	6	4	2	0.0	0.0	0	0	0	0	0	0	0	0	0
NFL Totals		3	3	36	20	16	1.0	5.0	0	0	0	0	0	0	0	0	0

POSTSEASON CAREER HIGHS: Tackles — 17, at Pittsburgh (1/15/05); Sacks — 1, at San Diego (1/8/05); Interceptions — 0; Passes Defensed — 0; Forced Fumbles — 0; Fumble Recoveries — 0.



Paris WARREN 82

HEIGHT: 6-0 WEIGHT: 213
 COLLEGE: UTAH
 JOINED SAINTS: FA-09
 NFL EXPERIENCE: 4
 BIRTHDATE: 9/6/82

WR

NFL CAREER – Signed in May after splitting 2008 between the Tampa Bay Buccaneers and the Dallas Cowboys, Warren is expected to compete for a roster spot in training camp. He has spent the majority of his four seasons in the NFL with Tampa Bay, primarily on the club's practice squad. Warren's most extended playing time came in 2006, when he appeared in eight games for the Buccaneers and had five catches for 63 yards. He was originally a seventh-round pick by Tampa Bay in 2005.

CAREER TRANSACTIONS – Signed by Saints, 5/22/09; Waived by Tampa Bay Buccaneers, 5/5/09; Signed by Tampa Bay, 1/20/09; Signed to practice squad of Dallas Cowboys, 12/10/08; Released from Tampa Bay practice squad, 10/29/08; Signed to Tampa Bay practice squad, 10/22/08; Waived by Tampa Bay, 8/26/08; Signed by Tampa Bay to a one-year contract, 2/18/08; Placed on injured reserve by Tampa Bay, 9/2/07; Signed by Tampa Bay, 1/10/06; Signed to Tampa Bay practice squad, 10/18/05; Waived by Tampa Bay, 10/15/05; Selected in the seventh round by Tampa Bay (225th overall) in 2005 NFL Draft.

2008 – Spent one week on Tampa Bay practice squad and later spent final three weeks of season on Dallas' practice roster. **2007** – Suffered leg injury during preseason vs. Houston, Aug. 30 and placed on injured reserve. **2006** – Played in eight games and had five receptions for 63 yards. **2005** – After spending first five weeks on active roster, where he was declared inactive, spent the remainder of season on practice squad.

COLLEGE – Played two seasons at the University of Utah after transferring from the University of Oregon...Honors included 2004 second-team All-Mountain West Conference, co-MVP of the 2004 Fiesta Bowl and 2003 first-team All-Mountain West...Started all 23 games at Utah and hauled in 156 passes for 1,885 yards (12.1 avg.) and 16 TDs...Added 281 yards and three scores on 48 carries (5.9 avg.) and 189 yards on 28 punt returns (6.8 avg.)...Named Fiesta Bowl co-MVP, as he set a bowl record with 15 catches for 198 yards and two TDs...Played in 10 games at the University of Oregon as a redshirt freshman in 2001...Majored in sociology.

PERSONAL – Full name: Paris Jazz Warren...Born in Sacramento, Calif...Attended Grant (Sacramento) HS, where he was the Sacramento Player of the Year and Capital Athletic League MVP...As a senior in 1999, caught 49 pass-

es for 1,066 yards and 11 touchdowns and also recorded 10 interceptions (two TD returns) as a defensive back...Both parents played junior college basketball.

PARISWARREN

Year	Team	GP	GS	RECEIVING				Lg	TD
				No	Yds	Avg			
2006	Tampa Bay	8	0	5	63	12.6	26	0	
2007	Tampa Bay			INJURED RESERVE					
2008	Tampa Bay/Dallas			PRACTICE SQUAD					
NFL Totals		8	0	5	63	12.6	26	0	

CAREER HIGHS: Receptions — 2, at Chicago (12/17/06); Receiving Yards — 26, vs. Philadelphia (10/22/06); Long Reception — 26, vs. Philadelphia (10/22/06); Receiving TDs — 0.



Anthony WATERS 59

HEIGHT: 6-3 WEIGHT: 238
 COLLEGE: CLEMSON
 JOINED SAINTS: FA-09
 NFL EXPERIENCE: 3
 BORN: 7/25/84

LB

NFL CAREER – Signed as a free agent in the offseason, Waters arrived in New Orleans after spending two seasons with San Diego. He was originally a third-round pick of the Chargers in 2007 out of Clemson, and has appeared in seven games the last two seasons, seeing the majority of his action on special teams.

CAREER TRANSACTIONS – Signed by Saints (FA), 4/15/09; Waived by San Diego Chargers, 2/26/09; Signed by San Diego to a four-year contract, 7/23/07; Drafted by San Diego in the third round (96th overall) of the 2007 NFL Draft.

2008 – Appeared in seven games and recorded three assisted tackles...On special teams, made one tackle and had a fumble recovery...Also appeared in one postseason game and recorded an assisted tackle...Played in his first career game against New England, Dec. 12, seeing action on defense and special teams...Set up San Diego's first touchdown vs. Atlanta, Nov. 30, by recovering muffed punt. **2007** – Inactive for all 16 games plus all three of team's postseason contests.

COLLEGE – Sat out almost entire senior season after injuring knee in third quarter of season opener against Florida Atlantic...Honorable mention All-ACC as junior after leading team with 109 tackles (74 solo)...Recipient of team's Solid Rock Award in 2005, given by coaches to the outstanding linebacker...Won

player of the game award three times as a junior...Redshirted in 2002...
Graduated in 2006 with degree in sports management.

PERSONAL – Born in Dillon, S.C...Offensive Player of Year and all-state selection as senior at Lake View (Lake View, S.C.) HS...Saw time as prep at LB, RB, DE, WR and P...As senior, scored 27 total touchdowns and led team in rushing, receiving and tackles.

ANTHONYWATERS



Year	Team	GP	GS	TACKLES			Yds	INTERCEPTIONS					FUMBLES				
				Tot	Solo	Asst		Sk	No	Yds	Lg	TD	PD	FF	FR	Yds	
2007	San Diego	0	0	0	0	0	0.0	0	0	0	0	0	0	0	0	0	0
2008	San Diego	7	0	3	0	3	0.0	0	0	0	0	0	0	0	0	0	0
NFL totals		7	0	3	0	3	0.0	0	0	0	0	0	0	0	0	0	0

ADDITIONAL STATISTICS: Special Teams Tackles — (2008, 3) **Total: 3;** Special Teams Fumble Recoveries — (2008, 1) **Total: 1**

CAREER HIGHS: Tackles — 1 (3x), last vs. Denver (12/28/08); Sacks — 0; Interceptions — 0; Passes Defensed — 0; Forced Fumbles — 0; Fumble Recoveries — 0.

POSTSEASON

Year	Team	GP	GS	TACKLES			Yds	INTERCEPTIONS					FUMBLES				
				Tot	Solo	Asst		Sk	No	Yds	Lg	TD	PD	FF	FR	Yds	
2008	San Diego	1	0	1	0	1	0.0	0	0	0	0	0	0	0	0	0	0
NFL Totals		1	0	1	0	1	0.0	0	0	0	0	0	0	0	0	0	0

POSTSEASON CAREER HIGHS: Tackles — 1, vs. San Diego (1/3/09); Sacks — 0; Interceptions — 0; Passes Defensed — 0; Forced Fumbles — 0; Fumble Recoveries — 0.



Usama YOUNG 28

HEIGHT: 6-0 WEIGHT: 200
COLLEGE: KENT STATE
JOINED SAINTS: D3A-07
NFL EXPERIENCE: 3
BORN: 5/8/85

S

NFL CAREER – The quick-footed defensive back has been a stalwart on special teams since his arrival, and last season Young emerged as a solid contributor on defense. One of the club's two third-round picks in 2007, Young has posted 39 tackles over the last two years on the coverage units. In 2008, his skills on defense took a step forward, as over the last half of the season he was a key part of the club's rotation in the secondary. He started two games while playing in 15 and recorded the first two interceptions of his career, and also recovered a fumble on special teams. He makes the transition from cornerback to safety in 2009.

CAREER TRANSACTIONS – Signed to a three-year contract,

6/11/07; Selected in the third round (66th overall) in the 2006 NFL Draft.

2008 – Started two of the 15 games he played, inactive for opener... Ranked second on club with 19 special teams stops, and added a fumble recovery...On defense had a career-high 27 tackles (24 solo), two interceptions and five pass defenses...Oct. 26 vs. San Diego, had two special teams stops and recovered a fumble on kickoff coverage that led to a TD...At Kansas City, Nov. 16, had four stops, two special teams tackles and first career interception...Played extensively on defense vs. Green Bay, Nov. 24 and had a career-best seven tackles (five solo) and deflected a pass...Added five solo stops vs. Atlanta, Dec. 7...Had first two career starts at Chicago, Dec. 11 and following week at Detroit, where he had three tackles and an INT. **2007** – Played in 14 games, primarily on special teams and as reserve cornerback... Led team with 20 tackles on coverage units and added 10 stops on defense, along with two pass defenses...Saw first action on defense vs. Tennessee, Sept. 24 and broke up a pass...Missed two games (Nov. 11 vs. St. Louis and Nov. 18 at Houston) with a hamstring injury.

COLLEGE – A four-year starter at Kent State who opened 37 of 45 career games...Career totals include 198 tackles (129 solo), three forced fumbles, two fumble recoveries, nine interceptions and a blocked kick...Semifinalist for the Draddy Trophy in 2006, which recognizes a college player for his success in academics, football performance and community leadership...A second-team All-American Conference selection with a career-high 60 tackles (39 solo), two interceptions, three forced fumbles and a blocked punt as a senior...Started seven games as a junior and had 50 tackles and two interceptions...Posted 39 stops and three interceptions as a sophomore.

PERSONAL – Graduated from Kent State with a degree in physical education in May 2009...Selected by voters on NFL.com as the winner of the league's "Super Ad" competition in 2008, appearing in a national advertisement during the Super Bowl with his father, LeRoi. The ad spotlighted Usama's job as a youth working as a concessions vendor at Washington Redskins games, with the role of young Usama played by actor Eddie Murphy's son, Christian... Attended Largo (Md.) HS, and named second-team all-state as a senior...Earned four letters in track and three each in football and baseball...First name is pronounced oo-SOMM-uh...Resides in Largo, Md.

USAMAYOUNG




Year	Team	GP	GS	TACKLES			Yds	INTERCEPTIONS					FUMBLES			
				Tot	Solo	Asst		Sk	No	Yds	Lg	TD	PD	FF	FR	Yds
2007	New Orleans	14	0	10	9	1	0.0	0	0	0	0	2	0	0	0	0
2008	New Orleans	15	2	27	24	3	0.0	0	2	3	3	0	5	0	0	0
NFL totals		29	2	37	33	4	0.0	0	2	3	3	0	7	0	0	0

ADDITIONAL STATISTICS: Special Teams Tackles — (2007, 20); (2008, 19) **Total: 39;** Special Teams Fumble Recoveries — (2008, 1) **Total: 1.**

CAREER HIGHS: Tackles — 7, vs. Green Bay (11/24/08); Sacks — 0; Interceptions — 1 (2x), last at Detroit (12/21/08); Passes Defensed — 1 (7x), last at Chicago (12/11/08); Forced Fumbles — 0; Fumble Recoveries — 0; Special Teams Tackles — 4, at Washington (9/14/08); Special Teams Fumble Recoveries — 1, vs. San Diego (10/26/08).

ROOKIES



Malcolm JENKINS

27

HEIGHT: 6-0 WEIGHT: 204
COLLEGE: OHIO STATE
DRAFTED: 1ST ROUND (14TH OVERALL)
NFL EXPERIENCE: R
BORN: 12/20/87

CB

COLLEGE CAREER – A consensus All-American and the top-rated defensive back in the NFL Draft, Jenkins became only second cornerback the Saints have selected in the first round when the club picked him 14th overall (Alex Molden, 1996). As a senior, Jenkins was honored with the Jim Thorpe Award – given annually to the nation’s finest defensive back – after recording a career-high 57 tackles and adding three forced fumbles, three interceptions, two blocked punts and a sack. He was an All-Big 10 selection for his final three years, and though Jenkins was challenged rarely over his final two seasons, he departed with 11 interceptions, including a pair that he returned for touchdowns. He started 45 of 49 career games at Ohio State – with Jenkins being the 12th player the Saints have selected from the school. Only USC (16) and Nebraska (15) have had more players drafted by New Orleans than the Buckeyes, and Jenkins is the fourth No. 1 pick from Ohio State, tied with Georgia for first in team record books. His career totals include 196 stops, 28 pass defenses, three blocked punts, four forced fumbles and 13.5 tackles behind the line of scrimmage.

CAREER TRANSACTIONS – Selected by Saints in the first round (14th overall) of the 2009 NFL Draft.

2008 – A consensus first-team All-American, unanimous first-team All-Big Ten selection, and recipient of the Jim Thorpe Award, presented to the nation’s top defensive back...Team captain...Started all 13 games at field cornerback position to lead a secondary that ranked 13th in the nation in pass efficiency defense... Recorded a career-high 57 tackles (34 solo)...Also registered a career-high three forced fumbles...Blocked a pair of punts that he advanced 28 yards...Added a sack, 12 passes defended and three interceptions...Did not allow his main receiving assignment to catch a pass in seven games. **2007** – Unanimous All-Big Ten first-team choice, a second-team Associated Press All-American selection and also was a Thorpe Award semifinalist...Earned first-team All-American honors from several publications...Started all 13 games at boundary cornerback, helping Buckeyes lead the nation in total defense (233.0 yards per game), scoring defense (12.8 avg.) and pass defense (150.2 avg. yards)...Led the secondary with 47 tackles (27 solo), including five stops for a loss...Tied a career-high with four interceptions for 53 yards in returns, including a touchdown...Deflected three passes...Also returned three punts for 16 yards...Had an interception with a 23-yard return vs. LSU in the BCS Championship at the Superdome. **2006** – Consensus first-team All-Big Ten selection after starting all 13 games at field

OWNERSHIP
FOOTBALL
ADMINISTRATION
RECORDS
HISTORY

corner...A key component of a unit that ranked fifth in the nation in scoring defense (12.8 avg.)...Posted 55 tackles (40 solo) and had a career-high four interceptions for 99 yards in returns, including a 61-yard TD vs. Penn State...Also added four pass defenses, a forced fumble and a blocked punt. **2005** – Appeared in 10 games as a true freshman, starting three contests at nickel back and three at the boundary cornerback position...Finished eighth on the team with 37 tackles (23 solo) and defended two passes...Also returned a kickoff 34 yards...Had a season-high nine stops vs. Notre Dame in the Fiesta Bowl.

PERSONAL – Graduated with a degree in Communications...Attended Piscataway (N.J.) HS, where he led his team to three consecutive state titles while playing wide receiver and defensive back...All-state and All-American selection as a prep senior... Also excelled at track, winning the state title in the 400-meter dash as a junior... Took third place in the 200 meters as a junior and finished third in the hurdles as a senior at the state meet...Enjoys writing poetry...A leader in the Omega Psi Phi fraternity.

! MALCOLM JENKINS

Year	Team	GP	GS	TACKLES			Yds	INTERCEPTIONS				FUMBLES				
				Tot	Solo	Asst		Sk	No	Yds	Lg	TD	PD	FF	FR	Yds
2005	Ohio State	10	6	37	23	14	0.0	0	0	0	0	2	0	0	0	
2006	Ohio State	13	13	55	40	15	0.0	4	99	61t	1	7	1	0	0	
2007	Ohio State	13	13	44	27	20	0.0	4	53	24t	1	7	0	0	0	
2008	Ohio State	13	13	57	34	23	1.0	8.0	3	7	0	12	3	0	0	
Career totals		49	45	196	124	72	1.0	8.0	11	159	61t	2	28	4	0	0

ADDITIONAL STATISTICS: Blocked Punts — (2006, 1); (2008, 2) **Total: 3; Punt Returns** — (2006, 1 for 2 yards, 2.0 avg.); (2007, 3 for 16 yards, 5.3 avg.) **Total: 4 for 18 yards, 4.5 avg.**

CAREER HIGHS: Tackles — 10, at Southern Cal (9/13/08); **Sacks** — 1, at Michigan State (10/18/08); **Interceptions** — 1 (11x), last vs. Purdue (10/11/08); **Interception Return Yards** — 61, vs. Penn State (9/23/06); **Int. Ret for TD** — 1 (2x), last at Penn State (10/27/07); **Passes Defensed** — 3, at Illinois (11/15/08); **Forced Fumbles** — 1 (4x), last at Northwestern (11/8/08); **Fumble Recoveries** — 0; **Fumble Ret for TD** — 0; **Blocked Punts** — 1 (2x), last at Illinois (11/15/08).

Chip VAUGHN

37

HEIGHT: 6-2 WEIGHT: 221

COLLEGE: WAKE FOREST

DRAFTED: 4TH ROUND (116TH OVERALL)

NFL EXPERIENCE: R

BORN: 10/26/85

S

COLLEGE CAREER – A productive four-year letterman at Wake Forest who was a significant contributor his first two seasons and started his final two years for an emerging, nationally-ranked defense. Finished his career, appearing in 51 games with 24 starts for the Demon Deacons and made 257 tack-

les (170 solo) and 8.5 stops behind the line of scrimmage Also in his career, he intercepted three passes for 37 yards, had 22 passes defensed, forced one fumble and recovered four.

CAREER TRANSACTIONS – Selected by Saints in the fourth round (116th overall) of the 2009 NFL Draft.

2008 – Earned first-team All-ACC honors when he had 87 tackles (59 solo), two fumble recoveries, two interception returns for 37 yards and six passes defensed...Helped the team rank 12th in the nation in pass defense, as the Demon Deacons allowed just 172.5 yards through the air...Had a 37-yard interception return at Florida State. **2007** – All-ACC honorable mention after appearing in all 13 games with ten starts at free safety...Became the first Wake Forest DB since 1989 to lead the team in tackles, posting 105 stops (62 solo), two fumble recoveries, one returned 38 yards for a touchdown, 14 passes defensed and one interception...Had a fumble return for a touchdown at Boston College. **2006** – Appeared in all 14 games with one start at free safety and recorded 41 tackles (33 solo), two passes defensed, ten special teams stops and one blocked kick. **2005** – Appeared in all 11 games as a redshirt freshman and made 24 tackles (16 solo), one forced fumble and added 11 special teams stops. **2004** – Redshirted.

PERSONAL – Sociology and religion major...Attended Robinson Secondary (Fairfax, Va.) HS, where he earned All-State and Prep All-American honors as a senior offensive and defensive lineman...Also competed on the school's track team...Born Clarence B. Vaughn on October 26, 1985 in Goldsboro, N.C.

! CHIP VAUGHN

Year	Team	GP	GS	TACKLES			Yds	INTERCEPTIONS				FUMBLES				
				Tot	Solo	Asst		Sk	No	Yds	Lg	TD	PD	FF	FR	Yds
2005	Wake Forest	11	2	24	16	8	0.0	0	0	0	0	0	1	0	0	
2006	Wake Forest	14	1	41	33	8	0.0	0	0	0	0	2	0	0	0	
2007	Wake Forest	13	10	105	62	43	0.0	1	0	0	0	14	0	2	38	
2008	Wake Forest	13	12	87	59	28	0.0	2	37	37	0	6	0	2	0	
Career totals		51	25	257	170	87	0.0	0.0	3	37	37	0	22	1	4	38

ADDITIONAL STATISTICS: Special Teams Tackles — (2005, 11); (2006, 10); (2007, 8); (2008, 1) **Total: 30; Kickoff Returns** — (2006, 1 for 9 yards, 9.0 avg.) **Total: 1 for 9 yards, 9.0 avg.**

CAREER HIGHS: Tackles — 16, at Navy (10/20/07); **Sacks** — 0; **Interceptions** — 1 (3x), last vs. Vanderbilt (11/29/08); **Interception Return Yards** — 37, at Florida State (9/20/08); **Int. Ret for TD** — 0; **Passes Defensed** — 4, at Vanderbilt (11/24/07); **Forced Fumbles** — 1, at Boston College (10/15/05); **Fumble Recoveries** — 1 (4x), last vs. Vanderbilt (11/29/08); **Fumble Ret for TD** — 0; **Blocked Field Goals** — 1, vs. Duke (9/9/06).

OWNERSHIP
FOOTBALL
ADMINISTRATION
RECORDS
HISTORY

OWNERSHIP
FOOTBALL
ADMINISTRATION
RECORDS
HISTORY



Stanley ARNOUX 57

HEIGHT: 6-0 WEIGHT: 232
 COLLEGE: WAKE FOREST
 DRAFTED: 4TH ROUND (118TH OVERALL)
 NFL EXPERIENCE: R
 BORN: 9/9/86

LB

COLLEGE CAREER – A three-year starter at Wake Forest, Arnoux opened 42 of 51 games for the Demon Deacons at middle linebacker and is considered by scouts versatile enough to also play on the outside in the NFL. He was extremely productive throughout his college career, annually ranking among the team leaders in tackles. He posted 245 stops, five sacks, three interceptions, four fumble recoveries and six deflected passes while at Wake Forest. Arnoux started 39 of his final 40 collegiate contests and averaged seven tackles a game as a senior. Suffered ruptured Achilles tendon injury in rookie minicamp.

CAREER TRANSACTIONS – Selected by Saints in the fourth round (118th overall) of the 2009 NFL Draft.

2008 – Started all 13 contests at middle linebacker and finished second on team with a career-high 89 tackles, including 5.5 behind the line of scrimmage...Also recorded 1.5 sacks and an interception...Had a career-high 12 tackles at Maryland with a forced fumble and 11 stops the following week at Miami...Had a sack vs. Navy. **2007** – Started all 13 games at middle linebacker and ranked third on team with 66 tackles and tied for third with 3.5 sacks...Also had two interceptions a forced fumble and a fumble recovery. **2006** – Appeared in all 14 games with 13 starts and ranked fourth on the team with 63 tackles, including seven stops for a loss...Tied for the ACC lead with three fumble recoveries...Recovered fumbles in three-straight games to open the year against Syracuse, Duke and Connecticut. **2005** – Played in 11 games as a redshirt freshman with three starts and made 27 tackles, 1.5 tackles for a loss and a pass defense...Posted four tackles at Duke, including his first sack. **2004** – Redshirted.

PERSONAL – A Dean’s list student as an English major...Family is of Haitian descent...Attended Glades Day (Sunrise, Fl.) HS, where he was first-team all-state selection and was named the Defensive Player of the Year by the Fort Lauderdale Sun-Sentinel...Recorded 125 solo tackles and three interceptions as a senior in 2003, when he also rushed for over 500 yards and 11 TDs...Full name: Stanley Gabriel Arnoux...Born in Washington, D.C.

STANLEY ARNOUX

Year	Team	GP	GS	Tot	TACKLES			Yds	INTERCEPTIONS					FUMBLES		
					Solo	Asst	Sk		No	Yds	Lg	TD	PD	FF	FR	Yds
2005	Wake Forest	11	3	27	11	16	0.0	0.0	0	0	0	0	1	0	0	0
2006	Wake Forest	14	13	63	34	29	0.0	0.0	0	0	0	0	0	0	3	0
2007	Wake Forest	13	13	66	30	36	3.5	18.0	2	8	6	0	1	1	1	0
2008	Wake Forest	13	13	89	42	47	1.5	12.5	1	22	22	0	4	2	0	0
Career totals		51	42	245	117	128	5.0	30.5	3	30	22	0	6	3	4	0

CAREER HIGHS: Tackles — 12, at Maryland (10/18/08); Sacks — 1.5, vs. Maryland (9/22/07); Forced Fumbles — 1 (3x), last vs. Navy (12/20/08); Fumble Recoveries — 1 (4x), last vs. North Carolina State (11/17/07); Interceptions — 1 (3x), last vs. Virginia (11/8/08); Passes Defensed — 1 (6x), last vs. Vanderbilt (11/29/08).



Thomas MORSTEAD 6

HEIGHT: 6-4 WEIGHT: 225
 COLLEGE: SOUTHERN METHODIST
 DRAFTED: 5TH ROUND (164TH OVERALL)
 NFL EXPERIENCE: R
 BORN: 3/7/86

P

COLLEGE CAREER – A four-year letterman, Morstead handled both punting and kicking duties at Southern Methodist for his final three seasons and ranked among the nation’s top punters. During his career, he averaged 43.4 yards on 166 punts, with 59 downed inside the 20-yard line. Morstead departed ranked fifth in SMU history with 217 points – including a school-record streak of 78-straight PATs.

CAREER TRANSACTIONS – Selected by Saints in the fifth round (164th overall) of the 2009 NFL Draft.

2008 – Earned honorable mention All-Conference USA honors...Punted 59 times for 2,465 yards (41.8 avg.), and 20 of his kicks were downed inside the 20-yard line...Also made 11-of-15 field goal attempts and 29-of-30 PATs for 62 points...Recorded a pair of special teams tackles and took a fake punt for a 34-yard gain vs. Tulane. **2007** – Was an All-Conference USA first-team selection as he led the conference and ranked eighth in the nation with a 44.6 yard average on 57 punts, including 21 kicks inside the 20...Punting average ranked third all-time in school history...Made 13-of-20 field goals and set the conference and school season record with 43 consecutive extra points to finish with a career-high 82 points...Averaged 55.6 yards vs. North Texas, the second-highest single-game average in conference history. **2006** – All-Conference USA third-team choice, Academic All-C-USA pick and the recipient of SMU’s Special Teams Award...Led the conference and ranked 15th in the nation in punting with a 43.8 average...Dropped 18 inside the 20-yard line...Scored 73 points on 13-of-18 field

goal attempts and 34-of-35 extra point attempts, also adding a solo tackle. Member of the C-USA Commissioner's Honor Roll. **2005** – Redshirted.

PERSONAL – Mechanical Engineering major...Attended Pearland (Texas) HS, where he received second-team All-District honors and was named Brazoria County Special Teams MVP as a senior, serving as both the kicker and the punter...Also lettered in soccer and was a member of the National Honor Society, adding Academic All-State honors.

THOMAS MORSTEAD

Year	Team	G	No	Yds	Avg	Ret	Punting		TB	In 20	LG	Blk
							Yds	Net				
2006	SMU	12	50	2,191	43.8	22	226	37.7	4	18	65	1
2007	SMU	12	57	2,545	44.6	25	184	40.0	4	21	72	1
2008	SMU	12	59	2,465	41.8	19	209	37.2	3	20	67	0
NFL totals		36	166	7,201	43.4	66	619	38.3	11	59	72	2

ADDITIONAL STATISTICS: Special Teams Tackles — (2006, 1); (2007, 1); (2008, 2) **Total: 4;** Rushing — (2008, 1 for 34 yards).


CAREER HIGHS: Punts — 8, at Texas Tech (9/2/06); **Most Yards** — 346, at Texas Tech (9/2/06); **Gross Avg.** — 55.6, vs. North Texas (9/8/07); **Long Punt** — 72, vs. North Texas (9/8/07).

Year	Team	GP	FG	FGA	Pct	Lg	SCORING					
							Blk	XP	XPA	Pct	Blk	Points
2006	SMU	12	13	18	72.2	50	0	34	35	97.1	0	73
2007	SMU	12	13	20	65.0	52	0	43	43	100.0	0	82
2008	SMU	12	11	15	73.3	49	0	29	30	96.7	0	62
Career totals		36	37	53	69.8	52	0	106	108	98.1	0	217

Year	Team	1-19	Pct	20-29	Pct	30-39	Pct	40-49	Pct	50+	Pct
2006	SMU	0/0	0.0	4/4	100.0	6/7	85.7	2/5	40.0	1/2	50.0
2007	SMU	0/0	0.0	3/5	60.0	7/8	87.5	0/3	0.0	3/4	75.0
2008	SMU	0/0	0.0	2/3	66.7	4/6	66.7	5/6	83.3	0/0	0.0
Career totals		0/0	0.0	9/12	75.0	17/21	81.0	7/14	50.0	4/6	66.7

CAREER HIGHS: FG Made — 3 (2x), last at Tulsa (10/27/07); **FG Attempts** — 4, at Tulsa (10/27/07); **Longest FG** — 52, at Tulsa (10/27/07); **PAT Made** — 7, at Memphis (11/24/07); **PAT Attempted** — 7, at Memphis (11/24/07); **Points** — 11 (2x), last at Tulsa (10/27/07).

65 Michael Brown, T
Mississippi State (6-5, 300)
NFL Experience: R



Signed by Saints as a rookie free agent, 5/13/09...After transferring from the University of Florida where he spent 2004 and 2005, Brown started for the second half of 2006 and the entire 2007 campaign with the Bulldogs...Majored in interdisciplinary studies...Attended Westlake (Atlanta, Ga.) HS, where he earned all-metro honors as a senior...Full name: Michael Louvester Brown...Born April 23, 1986 in Atlanta, Ga.

61 Digger Bujnoch, C
Cincinnati (6-5, 285)
NFL Experience: 1



Signed by Saints, 6/15/09... Originally signed as an undrafted free agent with the New York Giants, 5/1/08 and was injured during the preseason before being released...Signed to the Cincinnati Bengals' practice squad, 11/18/08 and spent the final six weeks of the season with his hometown team...Was a three-year starter at right tackle for the University of Cincinnati where he was a three-time selection to the Big East All-Academic team as a Finance major...Was a two-time all-Greater Catholic League choice at Elder (Cincinnati, Ohio) HS, where he also lettered twice in basketball...His father

Glenn played nine seasons (1976-84) on the offensive line for the Cincinnati Bengals and Tampa Bay Buccaneers...Received the nickname Digger as a child because of his large feet (size 18)...Glenn David Bujnoch was born June 19, 1985 in Cincinnati...Last name pronounced BOOJ-knock.

62 Jonathan Casillas, LB
Wisconsin (6-1, 227)
NFL Experience: R



Signed by Saints as a rookie free agent, 5/4/09...A three-year starter at WLB for Wisconsin, where he recorded 246 tackles (146 solo), four sacks, 28 stops for a loss, four forced fumbles, two fumble recoveries, five pass defenses, two interceptions and three blocked punts...All-Big Ten honorable mention selection his final three years...Had 62 tackles (34 solo), a sack, a forced fumble, a fumble recovery and an interception as a senior...As a junior, had a career-high 96 tackles (57 solo), a sack, nine stops for losses and a pair of forced fumbles...Recorded 83 tackles (53 solo), two sacks, a forced fumble, a fumble recovery, an interception and blocked a punt and returned it for a touchdown as a sophomore...Also blocked two punts as a freshman...Majored in Agricultural Business Management...Attended New Brunswick (N.J.) HS, where he received first-team All-State and County Defensive Player of the Year honors in 2004...Born June 30, 1987.

OWNERSHIP

FOOTBALL

ADMINISTRATION

RECORDS

HISTORY

OWNERSHIP

FOOTBALL


ADMINISTRATION

RECORDS

HISTORY

FREE AGENT/UNDRAFTED

40 Herb Donaldson, RB
Western Illinois (5-10, 226)
NFL Experience: R



Signed by Saints as a rookie free agent, 5/6/09... Extremely productive at Western Illinois, rushing for 4,746 yards on 828 carries (5.7 avg.) and 50 touchdowns, also catching 36 passes for 225 yards and a TD... Led Division I in rushing and scoring as a senior with 1,784 yards with 21 touchdowns and adding a receiving TD as he received FCS first-team All-American honors and was named Missouri Valley Conference Player of the Year... Graduated in December, 2008... Attended Christian Brothers College (St. Louis, Mo.) HS, where he earned conference co-player of the year honors... Born Dec. 13, 1985.

75 Tim Duckworth, G
Auburn (6-4, 318)
NFL Experience: 1



First signed by New Orleans 8/2/07 after spending brief period of Spring 2007 following NFL Draft with Denver Broncos and played in preseason before being waived at the end of training camp each of the last two seasons... Has spent two full seasons (2007-08) on the New Orleans practice and was signed by the Philadelphia Eagles to their practice squad for the 2008 post-

season... Re-signed with the Saints, 1/28/09... Two-year starter at RG at Auburn who made rapid adjustment to OL after originally beginning career as a DT... Was twice elected second-team All-SEC in 2005-06... Made 12 tackles and two sacks as a freshman defensive lineman in 2003... Two-way lineman at Taylorsville (Miss.) HS... PrepStar All-American was a four-year starter on the line... Earned Clarion-Ledger all-state honors... As senior, tallied 52 tackles, seven sacks, two fumble recoveries and a forced fumble... Played center on basketball team... Born Sept. 14, 1982.

63 Shawn Flanagan, G
Sioux Falls (6-5, 302)
NFL Experience: R



Signed by Saints as a rookie free agent, 5/11/09 after participating in rookie minicamp on a try-out basis... Waived by Saints, 5/26/09 and later re-signed, 6/1/09, after completing semester of school... Second-team NAIA All-American guard as a senior in 2008 at University of Sioux Falls... Began college career at the University of Oregon, where he made four starts in two seasons and also played at Eastern Oregon... Attended Pendleton (Ore.) HS, where he was a second-team all-state defensive lineman... Shawn Michael Flanagan was born July 10, 1983 in Portland, Ore.

FREE AGENT/UNDRAFTED

38 Danny Gorrer, CB
Texas A&M (6-0, 185)
NFL Experience: R



Signed by Saints as a rookie free agent, 5/4/09... A two-year starter at Texas A&M, opening 24 of 42 career games... Career totals included 141 tackles, two sacks, an interception, 13 pass defenses and two forced fumbles... Appeared in 11 games with four starts as senior and made 29 tackles (18 solo) and two pass deflections... Started first seven games as junior before sustaining knee injury and posted 30 tackles (14 solo)... As a sophomore, notched 52 tackles (26 solo) and an interception, starting all 13 games... Majored in Agricultural Leadership and Development... Attended Port Arthur Memorial (Texas) HS... Born June 1, 1986 in Port Arthur, Texas.

30 Lynell Hamilton, RB
San Diego State (6-0, 235)
NFL Experience: 1



Rugged young running back spent last season on the practice squad before being promoted to the active roster for the finale vs. Carolina Dec. 28... Promising college career was limited by knee and ankle injuries... In four years with Aztecs, had 2,052 rushing yards on 480 carries for 14 TDs and caught 57 passes for 360 yards and three TDs... Held

to just 56 carries for 146 yards in final two seasons as he battled knee injuries after running for 819 yards and nine touchdowns as redshirt sophomore in 2005, returning from a broken ankle that he suffered as a freshman in 2003... First-team freshman All-American in 2003 and Mountain West Conference Freshman of the Year, gaining 1,087 yards on 234 carries in just 10 games... Majored in sociology... Prepped at Edison (Stockton, Calif.) HS... Born Aug. 5, 1985 in Stockton, Calif.


13 Rod Harper, WR
Murray State (6-0, 209)
NFL Experience: 1



Signed by Saints, 6/4/09... Signed by New Orleans after spending Spring 2009 with Arkansas Twisters of af2, where he ranked among the league leaders in receiving with 107 catches for 1,375 yards and 38 TDs... Spent part of 2008 offseason with Green Bay Packers... A three-year letterman for Murray State after transferring from Hutchinson (Kan.) Community College... Ended college career with 128 receptions for 1,653 yards and 20 TDs... Graduated with a degree in political science... Attended Southeast (Bradenton, Fla.) HS... Born March 26, 1985.


FREE AGENT/UNDRAFTED

66 Earl Heyman, DT
Louisville (6-1, 289)
NFL Experience: R



Signed by Saints as a rookie free agent, 5/11/09 after participating in the rookie minicamp on a tryout basis...A four-year letterman and two-year starter for the Cardinals who appeared in 48 games with 29 starts and totaled 114 tackles (66 solo), 10 sacks, 20 tackles for a loss, two forced fumbles and six fumble recoveries...Recorded a career-high five sacks as a senior...Majored in justice administration...Prepped at Ballard (Louisville, Ky.) HS...Born Sept. 5, 1987.

43 P.J. Hill, RB
Wisconsin (5-10, 218)
NFL Experience: R



Signed by Saints as a rookie free agent, 5/4/09...A four-year letterman for the Badgers who joined former Heisman Trophy winner Ron Dayne as the only backs in UW history to gain more than 1,000 yards in each of their first three seasons...Closed career with 770 carries for 3,942 yards (5.1 avg.) with 42 TDs...Added 39 receptions for 358 yards and two scores...As a junior in 2008, posted 226 attempts for 1,161 yards with 13 TDs...As a sophomore had 233 carries for 1,212 yards and 14 TDs...In his freshman season had a

career-high 1,569 yards on 311 carries with 15 touchdowns and was named Big Ten Freshman of the Year...Majored in Business...Attended Poly Prep CDS (Elmhurst, N.Y.) HS...Born Jan. 3, 1987.

35 Reggie Jones, CB
Portland State (6-0, 193)
NFL Experience: R



Signed by Saints as a rookie free agent, 5/4/09... Played one season at Portland State after transferring from the University of Idaho, where he played from 2004-06...As a senior, made 38 tackles and had seven passes defenses and four interceptions, returning one for a TD...Majored in Sociology... Attended Kent-Meridian (Federal Way, Wash.) HS...Born March 15, 1986.

79 Jermei Parnell, DE
Mississippi (6-6, 278)
NFL Experience: R



Signed by Saints as a rookie free agent, 5/4/09... Played one season of football after lettering in basketball for four seasons for the Rebels...Played football for his first time since eighth grade as a senior and had one tackle for a loss, seeing action in five contests...Played an important role in rotation in the front-court during his basketball career...As a senior, played in 30 games with

FREE AGENT/UNDRAFTED

84 D'Juan Woods, WR
Oklahoma State (6-1, 210)
NFL Experience: 1



First-year pro was signed by Saints, 5/26/09...After signing with Jacksonville as an undrafted free agent in 2007, spent most of first two campaigns on Jaguars practice squad...Was on active roster for one game in 2008 but did not crack the stat sheet in limited action...Career totals at Oklahoma State included 163 receptions for 2,751 yards and 20 TDs, ranking third in school history for catches and receiving yardage...Graduated with a degree in education...Attended Millwood (Oklahoma City, Ok.) HS...Brother, Rashaun, played at Oklahoma State and was a first-round pick of San Francisco in 2004...Born June 11, 1984 in Oklahoma City, Okla.

seven starts, averaging 3.7 points and 3.3 rebounds and ranking second on the team with 22 blocked shots...Majored in Art... Played summer basketball in China in 2005 and 2006, and also studied abroad in Costa Rica...Attended Gosnell (Ark.) HS...Full name: Jermei Alexander Parnell...Born July 20, 1986.

81 Matt Simon, WR
Northern Illinois (6-1, 199)
NFL Experience: R



Signed by Saints as a rookie free agent, 5/11/09, after participating on a tryout basis in the rookie minicamp... Appeared in 44 games with 17 starts over four seasons at NIU with 96 receptions for 1,660 yards and eight TDs...Posted career-highs in 2007 as junior with 52 catches for 969 yards and five TDs...As a senior, was one of only 22 players in nation selected to the Allstate AFCA Good Works Team for leadership and work in the community...Graduated with degree in management...Attended Farmington (Minn.) HS...Born Dec. 4, 1985 in Edina, Minn.

2009 ALPHABETICAL ROSTER

NO.	NAME	POS.	HT.	WT.	BORN	EXP.	COLLEGE	H.S. HOMETOWN
57	ARNOUX, Stanley	LB	6-0	232	9/9/86	R	Wake Forest	Sunrise, Fla.
87	ARRINGTON, Adrian	WR	6-3	192	11/7/85	2	Michigan	Cedar Rapids, Iowa
92	AYODELE, Remi	DT	6-2	318	4/22/83	3	Oklahoma	Grand Prairie, Texas
36	BARNES, Darian	FB	6-0	255	2/29/80	8	Hampton	Toms River, N.J.
21	BELL, Mike	RB	6-0	225	4/23/83	4	Arizona	Tolleson, Ariz.
9	BREES, Drew	QB	6-0	209	1/15/79	9	Purdue	Austin, Texas
70	BROWN, Jammal	T	6-6	313	3/30/81	5	Oklahoma	Lawton, Okla.
65	BROWN, Michael	T	6-5	300	4/23/86	R	Mississippi State	College Park, Ga.
11	BRUNELL, Mark	QB	6-1	217	9/17/70	17	Washington	Santa Maria, Calif.
61	BUJNOCH, Digger	C	6-5	300	6/19/85	1	Cincinnati	Cincinnati, Ohio
25	BUSH, Reggie	RB	6-0	203	3/2/85	4	Southern California	Spring Valley, Calif.
74	BUSHROD, Jermon	T	6-5	315	8/19/84	3	Towson	King George, Va.
89	CAMPBELL, Dan	TE	6-5	265	4/13/76	11	Texas A&M	Glen Rose, Texas
62	CASILLAS, Jonathan	LB	6-1	227	6/3/87	R	Wisconsin	New Brunswick, N.J.
97	CHARLESTON, Jeff	DE	6-4	265	1/19/83	3	Idaho State	Oregon City, Ore.
71	CLANCY, Kendrick	DT	6-1	305	8/17/78	10	Mississippi	Tuscaloosa, Ala.
72	COLEMAN, Rod	DT	6-2	285	8/16/76	10	East Carolina	Philadelphia, Pa.
12	COLSTON, Marques	WR	6-4	225	6/5/83	4	Hofstra	Harrisburg, Pa.
29	DAVID, Jason	CB	5-8	180	6/12/82	6	Washington State	Covina, Calif.
68	DAVIS, Anthony	G/T	6-4	322	3/27/80	6	Virginia Tech	Victoria, Va.
80	DINKINS, Darnell	TE	6-4	260	1/20/77	8	Pittsburgh	Pittsburgh, Pa.
40	DONALDSON, Herb	RB	5-10	226	12/13/85	R	Western Illinois	St. Louis, Mo.
75	DUCKWORTH, Tim	G	6-4	318	9/14/82	1	Auburn	Taylorville, Miss.
56	DUNBAR, Jo-Lonn	LB	6-0	226	3/13/85	2	Boston College	Syracuse, N.Y.
98	ELLIS, Sedrick	DT	6-1	307	7/9/85	2	Southern California	Chino, Calif.
44	EVANS, Heath	FB	6-0	250	12/30/78	9	Auburn	West Palm Beach, Fla.
73	EVANS, Jahri	G	6-4	318	8/22/83	4	Bloomsburg	Philadelphia, Pa.
54	EVANS, Troy	LB	6-3	238	12/3/77	8	Cincinnati	Cincinnati, Ohio
63	FLANAGAN, Shawn	G	6-5	302	7/10/83	R	Sioux Falls	Pendleton, Ore.
55	FUJITA, Scott	LB	6-5	250	4/28/79	8	California	Oxnard, Calif.
20	GAY, Randall	CB	5-11	190	5/5/82	6	Louisiana State	Brusly, La.
76	GOODWIN, Jonathan	C	6-3	318	12/2/78	8	Michigan	Richland, S.C.
38	GORRER, Danny	CB	6-0	185	6/1/86	R	Texas A&M	Port Arthur, Texas
94	GRANT, Charles	DE	6-3	285	9/3/78	8	Georgia	Colquitt, Ga.
10	GREEN, Skyler	WR	5-9	190	9/12/84	3	Louisiana State	Avondale, La.
32	GREER, Jabari	CB	5-11	180	2/11/82	6	Tennessee	Jackson, Tenn.
30	HAMILTON, Lynell	RB	6-0	235	8/5/85	1	San Diego State	Stockton, Calif.
69	HARGROVE, Anthony	DE	6-3	272	7/20/83	5	Georgia Tech	Punta Gorda, Fla.
13	HARPER, Rod	WR	6-0	209	3/26/85	1	Murray State	Bradenton, Fla.
41	HARPER, Roman	S	6-1	200	12/11/82	4	Alabama	Prattville, Ala.
3	HARRINGTON, Joey	QB	6-4	210	10/21/78	8	Oregon	Portland, Ore.
5	HARTLEY, Garrett	K	5-8	196	5/16/86	2	Oklahoma	Southlake, Texas
19	HENDERSON, Devery	WR	5-11	200	3/26/82	6	Louisiana State	Opelousas, La.
66	HEYMAN, Earl	DT	6-1	289	9/5/87	R	Louisville	Louisville, Ky.
43	HILL, P.J.	RB	5-10	218	1/3/87	R	Wisconsin	East Elmhurst, N.Y.
27	JENKINS, Malcolm	DB	6-0	204	12/20/87	R	Ohio State	Piscataway, N.J.
35	JONES, Reggie	CB	6-0	193	3/15/86	R	Portland State	Federal Way, Wash.
52	KYLE, Jason	LS	6-3	242	5/12/72	15	Arizona State	Tempe, Ariz.
60	LECKEY, Nick	C	6-3	291	3/12/82	6	Kansas State	Grapevine, Texas
93	MCCRAY, Bobby	DE	6-6	260	8/8/81	6	Florida	Homestead, Fla.
17	MEACHEM, Robert	WR	6-2	210	9/28/84	3	Tennessee	Tulsa, Okla.
83	MILLER, Billy	TE	6-3	252	4/24/77	10	Southern California	Westlake Village, Calif.
50	MITCHELL, Marvin	LB	6-3	249	10/21/84	3	Tennessee	Norfolk, Va.
16	MOORE, Lance	WR	5-9	190	8/31/83	4	Toledo	Westerville, Ohio
6	MORSTEAD, Thomas	P	6-4	225	3/7/86	R	Southern Methodist	Pearland, Texas
67	NESBIT, Jamar	G	6-4	328	12/17/76	11	South Carolina	Summerville, S.C.
77	NICKS, Carl	G	6-5	343	5/14/85	2	Nebraska	Salinas, Calif.
99	NINKOVICH, Rob	DE/LS	6-2	255	2/1/84	3	Purdue	New Lenox, Ill.

2009 ALPHABETICAL ROSTER

86	ORTEGA, Buck	TE	6-4	250	11/22/81	2	Miami (Fla.)	Miami, Fla.
4	PAKULAK, Glenn	P	6-3	220	4/9/80	2	Kentucky	Lapeer, Mich.
79	PARNELL, Jerme	DE	6-6	278	7/20/86	R	Mississippi	Gosnell, Ark.
22	PORTER, Tracy	CB	5-11	186	8/11/86	2	Indiana	Port Allen, La.
90	PRESSLEY, DeMario	DT	6-3	301	11/3/85	2	North Carolina State	Greensboro, N.C.
31	PRIOLEAU, Pierson	S	5-11	188	8/6/77	11	Virginia Tech	Alvin, S.C.
39	REIS, Chris	S	6-1	215	9/9/83	3	Georgia Tech	Roswell, Ga.
15	ROBY, Courtney	WR	6-0	189	1/10/83	4	Indiana	Indianapolis, Ind.
58	SHANLE, Scott	LB	6-2	245	11/23/79	7	Nebraska	St. Edward, Neb.
42	SHARPER, Darren	S	6-2	210	11/3/75	13	William & Mary	Richmond, Va.
88	SHOCKLEY, Jeremy	TE	6-5	251	8/18/80	8	Miami (Fla.)	Ada, Okla.
81	SIMON, Matt	WR	6-1	199	12/4/85	R	Northern Illinois	Farmington, Minn.
53	SIMONEAU, Mark	LB	6-0	245	1/16/77	10	Kansas State	Smith Center, Kan.
91	SMITH, Will	DE	6-3	282	7/4/81	6	Ohio State	Utica, N.Y.
33	SOBOMEHIN, Olaniyi	FB	6-1	230	10/11/84	2	Portland State	Portland, Ore.
95	SPICER, Paul	DE	6-4	295	8/18/75	10	Saginaw Valley State	Indianapolis, Ind.
78	STINCHCOMB, Jon	T	6-5	315	8/27/79	7	Georgia	Lilburn, Ga.
64	STRIEF, Zach	T	6-7	320	9/22/83	4	Northwestern	Milford, Ohio
23	THOMAS, Pierre	RB	5-11	215	12/18/84	3	Illinois	Lynwood, Ill.
24	TORRENCE, Leigh	CB	5-11	179	1/4/82	4	Stanford	Atlanta, Ga.
37	VAUGHN, Chip	S	6-2	221	10/26/85	R	Wake Forest	Fairfax, Va.
51	VILMA, Jonathan	LB	6-1	230	4/16/82	6	Miami (Fla.)	Coral Gables, Fla.
82	WARREN, Paris	WR	6-0	213	9/6/82	4	Utah	Sacramento, Calif.
59	WATERS, Anthony	LB	6-3	238	7/25/84	3	Clemson	Lake View, S.C.
84	WOODS, D'Juan	WR	6-1	210	6/11/84	1	Oklahoma State	Oklahoma City, Okla.
28	YOUNG, Usama	S	6-0	200	5/8/85	3	Kent State	Largo, Md.

HEAD COACH: SEAN PAYTON (Fourth season). **Assistants:** Pete Carmichael Jr. (Offensive Coordinator), Gregg Williams (Defensive Coordinator), Joe Vitt (Assistant Head Coach/Linebackers), Greg McMahon (Special Teams Coordinator), Dennis Allen (Secondary), Adam Bailey (Assistant Strength and Conditioning), Dan Dalrymple (Head Strength and Conditioning), Bret Ingalls (Running Backs), Bill Johnson (Defensive Line), Curtis Johnson (Wide Receivers), Travis Jones (Assistant Defensive Line), Aaron Kromer (Offensive Line/Running Game), Joe Lombardi (Quarterbacks), Mike Mallory (Assistant Special Teams), Terry Malone (Tight Ends), Tony Oden (Assistant Secondary), Carter Sheridan (Offensive Assistant/Assistant Player Programs), Adam Zimmer (Defensive Assistant/Linebackers), Mike Cerullo (Coaching Assistant), Blake Williams (Coaching Assistant).

2009 NUMERICAL ROSTER

NO.	NAME	POS.	HT.	WT.	AGE	EXP.	COLLEGE	HOW ACQUIRED
3	HARRINGTON, Joey	QB	6-4	210	30	8	Oregon	FA-08
4	PAKULAK, Glenn	P	6-3	220	29	2	Kentucky	FA-08
5	HARTLEY, Garrett	K	5-8	196	23	2	Oklahoma	FA-08
6	MORSTEAD, Thomas	P	6-4	225	23	R	Southern Methodist	D5-09
9	BREES, Drew	QB	6-0	209	30	9	Purdue	UFA-06 (SD)
10	GREEN, Skylar	WR	5-9	190	24	3	Louisiana State	FA-08 (PS)
11	BRUNELL, Mark	QB	6-1	217	38	17	Washington	UFA-08 (Was)
12	COLSTON, Marques	WR	6-4	225	26	4	Hofstra	D7b-06
13	HARPER, Rod	WR	6-0	209	24	1	Murray State	FA-09
15	ROBY, Courtney	WR	6-0	189	26	4	Indiana	FA-08
16	MOORE, Lance	WR	5-9	190	25	4	Toledo	FA-07
17	MEACHEM, Robert	WR	6-2	210	24	3	Tennessee	D1-07
19	HENDERSON, Devery	WR	5-11	200	27	6	Louisiana State	D2a-04
20	GAY, Randall	CB	5-11	190	27	6	Louisiana State	UFA-08 (NE)
21	BELL, Mike	RB	6-0	225	26	4	Arizona	FA-08
22	PORTER, Tracy	CB	5-11	186	22	2	Indiana	D2-08
23	THOMAS, Pierre	RB	5-11	215	24	3	Illinois	FA-07
24	TORRENCE, Leigh	CB	5-11	179	27	4	Stanford	WAI-08 (Was)
25	BUSH, Reggie	RB	6-0	203	24	4	Southern California	D1-06
27	JENKINS, Malcolm	CB	6-0	204	21	R	Ohio State	D1-09
28	YOUNG, Usama	CB	6-0	200	24	3	Kent State	D3a-07
29	DAVID, Jason	CB	5-8	180	27	6	Washington State	RFA-07 (Ind)
30	HAMILTON, Lynell	RB	6-0	235	23	1	San Diego State	FA-08 (PS)
31	PRIOLEAU, Pierson	S	5-11	188	31	11	Virginia Tech	UFA-09 (Jax)
32	GREER, Jabari	CB	5-11	180	27	6	Tennessee	UFA-09 (Buf)
33	SOBOMEHIN, Olaniyi	FB	6-1	230	24	2	Portland State	FA-08 (PS)
35	JONES, Reggie	CB	6-0	193	23	R	Portland State	FA-09
36	BARNES, Darian	FB	6-0	255	29	8	Hampton	FA-09
37	VAUGHN, Chip	S	6-2	221	23	R	Wake Forest	D4a-09
38	GORRER, Danny	CB	6-0	185	23	R	Texas A&M	FA-09
39	REIS, Chris	S	6-1	215	25	3	Georgia Tech	FA-07
40	DONALDSON, Herb	RB	5-10	226	23	R	Western Illinois	FA-09
41	HARPER, Roman	S	6-1	200	26	4	Alabama	D2-06
42	SHARPER, Darren	S	6-2	210	33	13	William & Mary	UFA-09 (Min)
43	HILL, P.J.	RB	5-10	218	22	R	Wisconsin	FA-09
44	EVANS, Heath	FB	6-0	250	30	9	Auburn	UFA-09 (NE)
50	MITCHELL, Marvin	LB	6-3	249	24	3	Tennessee	FA-07 (PS/D7-07)
51	VILMA, Jonathan	LB	6-1	230	27	6	Miami (Fla.)	TR-08 (NYJ)
52	KYLE, Jason	LS	6-3	242	37	15	Arizona State	FA-09
53	SIMONEAU, Mark	LB	6-0	245	32	10	Kansas State	TR-06 (Phi)
54	EVANS, Troy	LB	6-3	238	31	8	Cincinnati	UFA-07 (Hou)
55	FUJITA, Scott	LB	6-5	250	30	8	California	UFA-06 (Dal)
56	DUNBAR, Jo-Lonn	LB	6-0	226	24	2	Boston College	FA-08 (PS)
57	ARNOUX, Stanley	LB	6-0	232	22	R	Wake Forest	D4b-09
58	SHANLE, Scott	LB	6-2	245	29	7	Nebraska	TR-06 (Dal)
59	WATERS, Anthony	LB	6-3	238	24	3	Clemson	FA-09
60	LECKEY, Nick	C	6-3	291	27	6	Kansas State	UFA-09 (STL)
61	BUJNOCH, Digger	C	6-5	300	24	1	Cincinnati	FA-09
62	CASILLAS, Jonathan	LB	6-1	227	22	R	Wisconsin	FA-09
63	FLANAGAN, Shawn	G	6-5	302	25	R	Sioux Falls	FA-09
64	STRIEF, Zach	T	6-7	320	25	4	Northwestern	D7a-06
65	BROWN, Michael	T	6-5	300	23	R	Mississippi State	FA-09
66	HEYMAN, Earl	DT	6-1	289	21	R	Louisville	FA-09
67	NESBIT, Jamar	G	6-4	328	32	11	South Carolina	UFA-04 (Jax)
68	DAVIS, Anthony	G/T	6-4	322	29	6	Virginia Tech	FA-09
69	HARGROVE, Anthony	DE	6-3	272	25	5	Georgia Tech	UFA-09 (Buf)
70	BROWN, Jammal	T	6-6	313	28	5	Oklahoma	D1-05
71	CLANCY, Kendrick	DT	6-1	305	30	10	Mississippi	FA-07

2009 NUMERICAL ROSTER

72	COLEMAN, Rod	DT	6-2	285	32	10	East Carolina	FA-09
73	EVANS, Jahri	G	6-4	318	25	4	Bloomsburg	D4-06
74	BUSHROD, Jermon	T	6-5	315	24	3	Towson	D4b-07
75	DUCKWORTH, Tim	G	6-4	318	26	1	Auburn	FA-09
76	GOODWIN, Jonathan	C	6-3	318	30	8	Michigan	UFA-06 (NYJ)
77	NICKS, Carl	G	6-5	343	24	2	Nebraska	D5b-08
78	STINCHCOMB, Jon	T	6-5	315	29	7	Georgia	D2-03
79	PARNELL, Jermey	DE	6-6	278	22	R	Mississippi	FA-09
80	DINKINS, Darnell	TE	6-4	260	32	8	Pittsburgh	UFA-09 (Pit)
81	SIMON, Matt	WR	6-1	199	23	R	Northern Illinois	FA-09
82	WARREN, Paris	WR	6-0	213	26	4	Utah	FA-09
83	MILLER, Billy	TE	6-3	252	32	10	Southern California	FA-08
84	WOODS, D'Juan	WR	6-1	210	25	1	Oklahoma State	FA-09
86	ORTEGA, Buck	TE	6-4	250	27	2	Miami (Fla.)	FA-08 (PS)
87	ARRINGTON, Adrian	WR	6-3	192	23	2	Michigan	D7-08
88	SHOCKEY, Jeremy	TE	6-5	251	28	8	Miami (Fla.)	TR-08 (NYG)
89	CAMPBELL, Dan	TE	6-5	265	33	11	Texas A&M	FA-09
90	PRESSLEY, DeMario	DT	6-3	301	23	2	North Carolina State	D5a-08
91	SMITH, Will	DE	6-3	282	27	6	Ohio State	D1-04
92	AYODELE, Remi	DT	6-2	318	26	3	Oklahoma	FA-08 (PS)
93	MCCRAY, Bobby	DE	6-6	260	27	6	Florida	UFA-08 (Jax)
94	GRANT, Charles	DE	6-3	285	30	8	Georgia	D1b-02
95	SPICER, Paul	DE	6-4	295	33	10	Saginaw Valley State	FA-09
97	CHARLESTON, Jeff	DE	6-4	265	26	3	Idaho State	FA-08
98	ELLIS, Sedrick	DT	6-1	307	23	2	Southern California	D1-08
99	NINKOVICH, Rob	DE/LS	6-2	255	25	3	Purdue	FA-08 (Mia-PS)

HEAD COACH: SEAN PAYTON (Fourth season). **Assistants:** Pete Carmichael Jr. (Offensive Coordinator), Gregg Williams (Defensive Coordinator), Joe Vitt (Assistant Head Coach/Linebackers), Greg McMahon (Special Teams Coordinator), Dennis Allen (Secondary), Adam Bailey (Assistant Strength and Conditioning), Dan Dalrymple (Head Strength and Conditioning), Bret Ingalls (Running Backs), Bill Johnson (Defensive Line), Curtis Johnson (Wide Receivers), Travis Jones (Assistant Defensive Line), Aaron Kromer (Offensive Line/Running Game), Joe Lombardi (Quarterbacks), Mike Mallory (Assistant Special Teams), Terry Malone (Tight Ends), Tony Oden (Assistant Secondary), Carter Sheridan (Offensive Assistant/Assistant Player Programs), Adam Zimmer (Defensive Assistant/Linebackers), Mike Cerullo (Coaching Assistant), Blake Williams (Coaching Assistant).

HOW THE SAINTS WERE BUILT

2002

DRAFT:
DE **Charles Grant** (1b)

2003

DRAFT:
T **Jon Stinchcomb** (2)

2004

DRAFT:
DE **Will Smith** (1)
WR **Devery Henderson** (2a)

FREE AGENTS:
G **Jamar Nesbit** (UFA-Jax)

2005

DRAFT:
T **Jammal Brown** (1)

2006

DRAFT:
RB **Reggie Bush** (1)
S **Roman Harper** (2)
G **Jahri Evans** (4)
T **Zach Strief** (7a)
WR **Marques Colston** (7b)

FREE AGENTS:
QB **Drew Brees** (UFA-SD)
LB **Scott Fujita** (UFA-Dal)
C/G **Jonathan Goodwin** (UFA-NYJ)

TRADES:
LB **Scott Shanle** – *Acquired from Dallas for 2007 seventh-round pick.*
LB **Mark Simoneau** – *Acquired from Philadelphia with 2007 fourth-round pick for WR Donté Stallworth.*

2007

DRAFT:
WR **Robert Meachem** (1)
S **Usama Young** (3a)
T **Jermion Bushrod** (4b)

FREE AGENTS:
DT **Kendrick Clancy** (FA)
CB **Jason David** (RFA-Ind)
LB **Troy Evans** (UFA-Hou)
LB **Marvin Mitchell** (FA-PS (D7-07))
WR **Lance Moore** (FA)
S **Chris Reis** (FA)
RB **Pierre Thomas** (FA)

2008

DRAFT:
DT **Sedrick Ellis** (1)
CB **Tracy Porter** (2)
DT **DeMario Pressley** (5a)
G **Carl Nicks** (5b)
WR **Adrian Arrington** (7)

FREE AGENTS:
DT **Remi Ayodele** (FA-PS)
RB **Mike Bell** (FA)

QB **Mark Brunell** (UFA-Was)
DE **Jeff Charleston** (FA)
LB **Jo-Lonn Dunbar** (FA-PS)
CB **Randall Gay** (UFA-NE)
WR **Skyler Green** (FA-PS)
RB **Lynell Hamilton** (FA-PS)
QB **Joey Harrington** (FA)
K **Garrett Hartley** (FA)
DE **Bobby McCray** (UFA-Jax)
TE **Billy Miller** (FA)
DE **Rob Ninkovich** (FA-Mia PS)
TE **Buck Ortega** (FA-PS)
P **Glenn Pakulak** (FA)
WR **Courtney Roby** (FA)
FB **Olaniyi Sobomehin** (FA-PS)

TRADES:
TE **Jeremy Shockey** – *Acquired from New York Giants for 2009 second- and fifth-round picks.*
LB **Jonathan Vilma** – *Acquired from New York Jets for 2008 fourth-round pick and 2009 third-round pick.*

CLAIMED OFF WAIVERS:
CB **Leigh Torrence** – *(Claimed off waivers from Washington, Nov. 10)*

2009

DRAFT:
CB **Malcolm Jenkins** (1)
S **Chip Vaughn** (4a)
LB **Stanley Arnoux** (4b)
P **Thomas Morstead** (5)

FREE AGENTS:
FB **Darian Barnes** (FA)
T **Michael Brown** (FA)
C **Digger Bujnoch** (FA)
TE **Dan Campbell** (FA)
LB **Jonathan Casillas** (FA)
DT **Rod Coleman** (FA)
G/T **Anthony Davis** (FA)
TE **Darnell Dinkins** (UFA-Cle)
RB **Herb Donaldson** (FA)
G **Tim Duckworth** (FA)
FB **Heath Evans** (UFA-NE)
G **Shawn Flanagan** (FA)
CB **Danny Gorrer** (FA)
CB **Jabari Greer** (UFA-Buf)
DE **Anthony Hargrove** (UFA-Buf)
WR **Rod Harper** (FA)
DT **Earl Heyman** (FA)
RB **P.J. Hill** (FA)
CB **Reggie Jones** (FA)
LS **Jason Kyle** (FA)
C **Nick Leckey** (UFA-StL)
DE **Jermey Parnell** (FA)
S **Pierson Prioleau** (UFA-Jax)
S **Darren Sharper** (UFA-Min)
WR **Matt Simon** (FA)
DE **Paul Spicer** (FA)
WR **Paris Warren** (FA)
LB **Anthony Waters** (FA)
WR **D’Juan Woods** (FA)

REVIEW



OWNERSHIP

FOOTBALL

ADMINISTRATION

RECORDS

HISTORY

2008NFLStandings

National Football Conference

NFC East						
	W	L	T	PCT.	PTS.	PA
New York Giants	12	4	0	.750	427	294
Philadelphia	9	6	1	.594	416	289
Dallas	9	7	0	.563	362	365
Washington	8	8	0	.500	265	296

NFC North						
	W	L	T	PCT.	PTS.	PA
Minnesota	10	6	0	.625	379	333
Chicago	9	7	0	.563	375	350
Green Bay	6	10	0	.375	419	380
Detroit	0	16	0	.000	268	517

NFC South						
	W	L	T	PCT.	PTS.	PA
Carolina	12	4	0	.750	414	329
Atlanta	11	5	0	.688	391	325
Tampa Bay	9	7	0	.563	361	323
New Orleans	8	8	0	.500	463	393

NFC West						
	W	L	T	PCT.	PTS.	PA
Arizona	9	7	0	.563	427	426
San Francisco	7	9	0	.438	339	381
Seattle	4	12	0	.250	294	392
St. Louis	2	14	0	.125	232	465

American Football Conference

AFC East						
	W	L	T	PCT.	PTS.	PA
Miami	11	5	0	.688	345	317
New England	11	5	0	.688	410	309
New York Jets	9	7	0	.563	405	356
Buffalo	7	9	0	.438	336	342

AFC North						
	W	L	T	PCT.	PTS.	PA
Pittsburgh	12	4	0	.750	347	223
Baltimore	11	5	0	.688	385	244
Cincinnati	4	11	1	.281	204	364
Cleveland	4	12	0	.250	232	350

AFC South						
	W	L	T	PCT.	PTS.	PA
Tennessee	13	3	0	.813	375	234
Indianapolis	12	4	0	.750	377	298
Houston	8	8	0	.500	366	394
Jacksonville	5	11	0	.313	302	367

AFC West						
	W	L	T	PCT.	PTS.	PA
San Diego	8	8	0	.500	439	347
Denver	8	8	0	.500	370	448
Oakland	5	11	0	.313	263	388
Kansas City	2	14	0	.125	291	440



2008 HONORS

ASSOCIATED PRESS NFL OFFENSIVE PLAYER OF THE YEAR

QB **Drew Brees**

SPORTING NEWS NFL OFFENSIVE PLAYER OF THE YEAR

QB **Drew Brees**

FEDEX AIR PLAYER OF THE YEAR

QB **Drew Brees**

PRO BOWL

QB **Drew Brees** and T **Jammal Brown** represented the Saints at the Pro Bowl, with both making their second appearances at the post-season all-star game since arriving in New Orleans. Both Brees and Brown were also voted to the Pro Bowl following the 2006 season, and Brees also went to Hawaii in 2004 while with the San Diego Chargers.

SPORTING NEWS ALL-PRO

QB **Drew Brees**

RB **Reggie Bush** (punt returner)

SPORTS ILLUSTRATED ALL-PRO (Peter King)

QB **Drew Brees**

ASSOCIATED PRESS SECOND-TEAM ALL-PRO

QB **Drew Brees**

PRO FOOTBALL WEEKLY/PFWA ALL-NFC

QB **Drew Brees**

PRO FOOTBALL WEEKLY/PFWA ALL-ROOKIE

DT **Sedrick Ellis**

G **Carl Nicks**

SPORTING NEWS ALL-ROOKIE

G **Carl Nicks**

NFC Player of the Month Award

NFC OFFENSIVE PLAYER OF THE MONTH SEPTEMBER: QB Drew Brees

During the four-game stretch, Brees completed 107 of 148 for 1,343 yards, with eight touchdowns and a 106.9 passer rating.

NFC Player of the Week Awards

NFC SPECIAL TEAMS PLAYER OF THE WEEK

WEEK 5: RB **Reggie Bush**

Minnesota Vikings 30, New Orleans Saints 27

@ Louisiana Superdome, Oct 6, 2008

5 punt returns, 176 yards, 2 TD

NFC OFFENSIVE PLAYER OF THE WEEK WEEK 6: QB Drew Brees

New Orleans Saints 34, Oakland Raiders 3

@ Louisiana Superdome, Oct 12, 2008

26 of 30, 320 yards, 3 TDs, 144.4 rating

NFC OFFENSIVE PLAYER OF THE WEEK WEEK 8: QB Drew Brees

New Orleans Saints 37, San Diego Chargers 32

@ Wembley Stadium, Oct. 26, 2008

30 of 41, 339 yards, 3 TDs, 121.9 rating

NFC OFFENSIVE PLAYER OF THE WEEK WEEK 12: QB Drew Brees

New Orleans Saints 51, Green Bay Packers 29

@ Louisiana Superdome, Nov. 24, 2008

20 of 26, 323 yards, 4 TDs, 157.5 rating

NFC SPECIAL TEAMS PLAYER OF THE WEEK WEEK 14: RB Pierre Thomas

New Orleans Saints 29, Atlanta Falcons 24

@ Louisiana Superdome, Dec. 7, 2008

88 yard kickoff return, 197 all-purpose yards (102 rushing and TD, seven receiving yards and TD, 88-yard kickoff return).

ED BLOCK COURAGE AWARD

LB **Jonathan Vilma**

In a vote by his teammates, Vilma was honored as the 2008 recipient of the Ed Block Courage Award, which is presented to a player from all 32 NFL teams who best exemplifies the principles of sportsmanship and courage. The award is presented to players who conduct themselves as role models in the community and serve as an inspiration to their teammates.

2008 NEW ORLEANS SAINTS MAN OF THE YEAR

2008 Saints award winner and league nominee for Walter Payton NFL Man of the Year: T **Jon Stinchcomb**, for his dedication to community and charitable endeavors and his excellent play on the field.

2008 DEFENSIVE STATISTICS

Name	Regular Defensive Plays								Special Teams					MISC				
	TKL	AST	TOT	SACK/YDS	INT	PD	FF	FR	TKL	AST	FF	FR	BL	TKL	AST	FF	FR	
JONATHAN VILMA	100	51	151	1	5	1	8	2	3	0	0	0	0	0	0	0	0	0
SCOTT SHANLE	79	66	145	2	12	0	8	1	0	0	1	0	0	0	0	0	0	0
ROMAN HARPER	72	34	106	0	0	0	9	1	0	9	3	0	0	0	0	0	0	0
SCOTT FUJITA	58	46	104	0	0	2	1	1	0	1	0	0	0	0	0	0	0	0
WILL SMITH	44	33	77	3	23	0	1	1	0	0	0	0	0	0	0	0	0	0
RANDALL GAY	49	16	65	1	6	0	17	0	0	0	0	0	0	0	0	0	0	0
KEVIN KAESVIHARN	40	21	61	0	0	2	4	0	0	2	5	0	0	0	0	0	0	0
KENDRICK CLANCY	33	26	59	2	8	0	3	0	1	0	0	0	0	0	0	0	0	0
JOSH BULLOCKS	30	15	45	0	0	1	5	0	0	5	9	1	0	0	0	0	0	0
SEDRICK ELLIS	14	28	42	4	16	0	5	0	0	0	0	0	0	0	0	0	0	0
CHARLES GRANT	24	17	41	3	20	0	2	0	0	0	0	0	0	0	0	0	0	0
BOBBY McCRAY	26	11	37	6	35	0	0	1	0	0	0	0	0	0	0	0	0	0
TRACY PORTER	26	6	32	1	8	1	5	0	0	0	0	0	0	0	0	0	0	0
USUMA YOUNG	24	3	27	0	0	2	5	0	0	15	4	0	1	0	0	0	0	0
MIKE McKENZIE	17	7	24	0	0	1	3	0	0	0	0	0	0	0	0	0	0	0
JASON DAVID	17	1	18	0	0	5	8	0	1	0	2	0	0	0	0	0	0	0
BRIAN YOUNG	9	7	16	1	0	0	0	1	0	0	0	0	0	0	0	0	0	0
JEFF CHARLESTON	8	3	11	3	25	0	0	0	0	6	9	0	0	0	0	0	0	0
HOLLIS THOMAS	6	4	10	0	0	0	3	0	0	0	0	0	0	0	0	0	0	0
AARON GLENN	6	1	7	0	0	0	1	0	0	1	0	0	0	0	0	0	0	0
JO-LONN DUNBAR	2	5	7	0	0	0	2	0	0	12	4	0	0	0	0	0	0	0
REMI AYODELE	2	5	7	0	0	0	0	0	0	0	0	0	0	0	0	0	0	0
JASON CRAFT	3	3	6	0	0	0	0	0	0	2	1	0	0	0	0	0	0	0
CHRIS REIS	4	1	5	1	3	0	0	0	0	9	7	1	0	0	0	0	0	0
LEIGH TORRENCE	3	1	4	0	0	0	2	0	0	3	5	0	0	0	0	0	0	0
ANTWAN LAKE	2	2	4	0	0	0	0	0	0	0	0	0	0	0	0	0	0	0
JOSH SAVAGE	2	0	2	0	0	0	0	0	0	1	0	0	0	0	0	0	0	0
TROY EVANS	1	0	1	0	0	0	0	0	0	12	8	0	1	0	0	0	0	0
MARVIN MITCHELL	1	0	1	0	0	0	0	0	0	8	7	0	0	0	0	0	0	0
BUCK ORTEGA	0	0	0	0	0	0	0	0	0	5	5	0	0	0	0	0	0	0
PIERRE THOMAS	0	0	0	0	0	0	0	0	0	4	3	0	0	0	0	0	0	1
COURTNEY ROBY	0	0	0	0	0	0	0	0	0	2	1	0	0	0	0	0	0	0
AARON STECKER	0	0	0	0	0	0	0	0	0	2	1	0	0	0	0	0	0	0
STEVE WEATHERFORD	0	0	0	0	0	0	0	0	0	2	0	0	0	0	0	0	0	0
DARIAN BARNES	0	0	0	0	0	0	0	0	0	1	1	0	0	0	0	0	0	0
TERRENCE HOLT	0	0	0	0	0	0	0	0	0	0	2	0	0	0	0	0	0	0
GARRETT HARTLEY	0	0	0	0	0	0	0	0	0	1	0	0	0	0	0	0	0	0
GLENN PAKULAK	0	0	0	0	0	0	0	0	0	1	0	0	0	0	0	0	0	0
TERRANCE COPPER	0	0	0	0	0	0	0	0	0	0	1	0	0	0	0	0	0	0
LANCE MOORE	0	0	0	0	0	0	0	0	0	0	0	0	0	0	0	0	3	0
DREW BREES	0	0	0	0	0	0	0	0	0	0	0	0	0	0	0	0	2	0
DEVERY HENDERSON	0	0	0	0	0	0	0	0	0	0	0	0	0	0	0	0	2	0
BILLY MILLER	0	0	0	0	0	0	0	0	0	0	0	0	0	0	0	0	2	0
JONATHAN GOODWIN	0	0	0	0	0	0	0	0	0	0	0	0	0	0	0	0	2	0
JAMMAL BROWN	0	0	0	0	0	0	0	0	0	0	0	0	0	0	0	0	1	0
MARK CAMPBELL	0	0	0	0	0	0	0	0	0	0	0	0	0	0	0	0	1	0
MARQUES COLSTON	0	0	0	0	0	0	0	0	0	0	0	0	0	0	0	0	1	0
JAHRI EVANS	0	0	0	0	0	0	0	0	0	0	0	0	0	0	0	0	1	0
MATT LEHR	0	0	0	0	0	0	0	0	0	0	0	0	0	0	0	0	1	0
ROBERT MEACHEM	0	0	0	0	0	0	0	0	0	0	0	0	0	0	0	0	1	0
CARL NICKS	0	0	0	0	0	0	0	0	0	0	0	0	0	0	0	0	1	0
JEREMY SHOCKEY	0	0	0	0	0	0	0	0	0	0	0	0	0	0	0	0	1	0
MIKE KARNEY	0	0	0	0	0	0	0	0	0	0	0	0	0	0	0	0	0	1
DEUCE McALLISTER	0	0	0	0	0	0	0	0	0	0	0	0	0	0	0	0	0	1

Totals 702 413 1115 28 161 15 92 8 5 104 79 2 2 0 19 0 0 7

Defense: TKL: tackle, AST: assist, TOT: total, INT: interception, PD: pass defense, FF: forced fumble, FR: fumble recovery.

Special Teams: BL: kicks blocked.

2008 GAME BY GAME SAINTS

Game	Pts	1st Downs					Offense			Net Rushing			Net Passing			Fumbl.		Pen.		Punts		Returns			TDS			PAT		FG		2P		TOP					
		T	R	Pa	Pe	AT	Yards	Avg.	Att	Yards	Avg.	A	C	Yds	TD	Int	Sk	Yds	#	Lst	#	Yds	#	Yds	Avg.	P	Yds	NO	Yds	Int	Yds	Ru	Pa		Ret	MA	MA	MA	MA
TB	24	16	5	11	0	60	438	7.3	27	101	3.7	32	337	3	1	1	6	1	0	7	51	7	310	44.3	2	10	5	67	1	2	0	3	0	3.3	1/1	0/0	313.2		
@Was	24	16	3	11	2	54	250	4.6	19	55	2.9	33	195	1	2	2	21	1	1	5	55	5	223	44.6	1	55	4	93	0	1	1	1	3.3	1/1	0/0	254.6			
@Den	32	27	7	20	0	74	502	6.8	25	88	3.5	48	39	4	1	0	7	2	1	4	51	2	114	57.0	2	30	3	60	1	14	3	1	0	3.3	1/3	0/1	324.8		
SF	31	24	6	12	6	67	467	7.0	32	104	3.3	35	23	3	1	0	0	1	1	13	123	3	92	30.7	0	0	4	104	2	38	1	3	0	4.4	1/1	0/0	324.5		
MIN	27	17	3	14	0	69	375	5.4	22	55	2.5	46	26	3	2	1	10	5	2	11	102	2	86	43.0	5	176	7	178	0	0	1	2	3.3	2/4	0/0	320.9			
OKC	34	23	9	14	0	64	441	6.9	33	122	3.7	30	26	3	0	1	1	0	0	3	30	2	92	46.0	1	8	0	0	1	18	1	3	0	4.4	2/3	0/0	361.2		
@Car	7	17	7	9	1	62	343	5.5	22	115	5.2	39	21	2	28	0	1	3	1	3	30	5	177	35.4	4	27	4	108	0	0	1	0	0	1/1	0/0	265.9			
SD	37	28	6	16	6	67	409	6.1	26	70	2.7	41	30	3	39	0	0	2	0	6	60	3	126	42.0	0	0	6	113	1	8	2	3	0	4.5	1/1	0/0	305.0		
@Atl	20	25	5	20	0	76	521	6.9	17	105	6.2	58	31	4	16	2	3	1	6	1	0	7	45	3	145	48.3	0	0	5	127	0	0	2	0	2.2	2/2	0/0	284.8	
@KC	30	22	7	15	0	64	369	5.8	28	103	3.7	36	25	2	26	1	1	0	1	0	2	8	2	97	48.5	0	0	5	120	1	3	2	1	0	3.3	3/3	0/0	293.6	
@TB	20	18	3	14	1	66	332	5.0	18	44	2.4	47	25	2	288	2	3	1	8	0	5	45	5	247	49.4	2	-16	5	80	0	0	2	0	2.2	2/2	0/0	304.4		
ATL	29	24	9	14	1	62	414	6.7	30	184	6.1	32	18	2	230	2	0	0	0	0	3	30	3	152	50.7	3	0	4	147	1	23	1	2	0	2.2	3/3	0/1	270.8	
@Chi	24	22	7	14	1	76	345	4.5	32	119	3.7	43	24	2	226	2	2	1	6	0	5	97	5	207	41.4	3	3	3	63	2	40	1	2	0	3.3	1/1	0/0	363.2	
@Dal	42	32	13	19	0	70	532	7.6	30	181	6.0	40	30	3	351	2	0	0	0	2	1	3	12	0	0	0.0	2	6	1	60	2	0	4	2	0	6.6	0/0	0/0	342.9
Car	31	22	4	18	0	62	417	6.7	11	50	4.5	49	30	3	367	4	1	2	19	1	7	48	3	164	54.7	0	0	3	73	0	0	4	0	4.4	1/1	0/0	230.5		
Totals	483	354	103	232	19	1047	6571	6.3	398	1594	4.0	636	413	4977	34	18	13	92	18	86	797	53	2364	44.6	26	310	62	1496	15	188	20	34	3	5354	2277	0/3	302.3		

2008 GAME BY GAME OPPONENTS

Game	Pts	1st Downs					Offense			Net Rushing			Net Passing			Fumbl.		Pen.		Punts		Returns			TDS			PAT		FG		2P		TOP				
		T	R	Pa	Pe	AT	Yards	Avg.	Att	Yards	Avg.	A	C	Yds	TD	Int	Sk	Yds	#	Lst	#	Yds	#	Yds	Avg.	P	Yds	NO	Yds	Int	Yds	Ru	Pa		Ret	MA	MA	MA
TB	20	18	4	14	0	63	352	5.6	20	146	7.3	41	24	206	1	1	2	15	0	7	66	8	353	44.1	6	40	4	84	1	26	0	1	1	2.2	2/2	0/0	283.8	
@Was	29	25	8	15	2	69	455	6.6	31	149	4.8	36	24	306	1	0	2	15	1	4	26	2	66	33.0	4	23	3	76	2	10	2	1	0	2.2	3/5	0/1	341.4	
@Den	34	20	7	11	2	38	369	6.4	24	105	4.4	34	21	264	2	1	0	0	1	3	20	2	105	52.5	1	22	4	97	0	0	1	2	1	4.4	2/2	0/0	271.2	
SF	17	20	4	12	4	61	312	5.1	19	91	4.8	36	18	221	1	2	6	36	1	9	63	3	123	41.0	0	0	6	170	1	0	0	1	0	0.0	3/3	1/1	270.5	
MIN	30	16	2	12	2	64	270	4.2	26	44	1.7	37	20	226	2	0	1	0	1	0	7	60	7	303	43.3	0	0	5	117	2	1	0	2	1	3.3	3/3	0/0	275.1
OKC	3	12	4	8	0	59	226	3.8	22	85	3.9	35	13	141	0	1	2	18	1	5	26	4	199	49.8	1	35	5	84	0	0	0	0	0	0.0	1/3	0/0	234.8	
@Car	30	18	7	10	1	60	356	5.6	37	143	3.9	22	14	193	2	0	1	2	0	3	29	5	237	47.4	2	26	2	48	1	31	1	2	0	3.3	3/3	0/0	330.1	
SD	32	22	3	18	1	62	451	7.3	22	110	5.0	40	25	341	3	1	0	0	1	14	134	2	96	48.0	2	20	8	200	0	0	0	3	0	3.3	3/3	0/0	291.0	
@Atl	34	18	6	11	1	59	361	6.1	36	113	3.1	23	16	248	2	0	0	0	0	2	25	4	141	35.3	2	33	2	73	3	127	1	2	1	4.4	2/2	0/0	311.2	
@KC	20	21	5	14	2	66	330	5.0	24	124	5.2	38	19	206	2	1	4	29	2	0	6	40	4	133	33.3	2	19	5	103	1	2	0	2	0	2.2	2/2	0/0	302.4
GB	29	22	11	11	0	74	343	4.6	31	109	3.5	41	23	234	2	3	2	14	3	0	3	20	4	134	33.5	3	50	9	180	1	37	2	2	0	3.3	0/0	1/1	320.4
@TB	23	11	7	4	0	61	254	4.2	34	149	4.4	23	9	105	1	0	4	14	2	1	5	6	221	36.8	5	82	3	76	3	20	1	1	0	2.2	3/3	0/0	291.6	
ATL	25	22	9	13	0	63	414	6.6	30	99	3.3	33	24	315	1	1	0	0	1	0	5	34	4	190	47.5	2	2	6	142	0	0	2	1	0	2.2	1/1	1/1	323.2
@Chi	27	16	5	9	2	62	226	3.6	20	55	2.8	41	24	171	0	2	2	1	1	4	24	5	216	43.2	2	-2	6	192	2	0	2	0	1	3.3	2/2	0/0	261.4	
@Dal	7	15	6	8	1	55	255	4.6	27	129	4.8	26	11	1256	0	2	2	11	1	0	6	35	4	146	36.5	0	0	3	72	0	0	1	0	1/1	0/0	253.1		
Car	33	23	12	10	1	63	478	7.6	42	234	5.6	20	14	244	1	0	1	6	0	5	30	2	48	24.0	2	13	5	112	1	16	1	1	1	3.3	4/5	0/0	363.5	
Totals	393	299	100	180	19	999	5432	5.4	445	1885	4.2	526	299	3547	21	15	28	161	16	84	637	66	2711	41.1	34	363	76	1827	18	270	14	21	6	3737	3439	3/4	293.7	

OWNERSHIP

FOOTBALL

ADMINISTRATION

RECORDS

HISTORY

OWNERSHIP

FOOTBALL

ADMINISTRATION

RECORDS

HISTORY

2008 PARTICIPATION REPORT

Name	9/7	9/14	9/21	9/28	10/6	10/12	10/19	10/26	11/9	11/16	11/24	11/30	12/7	12/11	12/21	12/28	GP-GS-DNP-IA
	TB	@Was	@Den	SF	MIN	OAK	@Car	SD	@Atl	@KC	GB	@TB	ATL	@Chi	@Det	CAR	
ALLEN, Jermaine	PS	PS	PS	PS	PS	PS	PS	PS	PS	PS	PS	PS	PS	PS	PS	PS	
ARRINGTON, Adrian	IR	IR	IR	IR	IR	IR	IR	IR	IR	IR	IR	IR	IR	IR	IR	IR	Injured Reserve
AYODELE, Remi	PS	PS	PS	PS	PL	PL	PL	PL	IA	PS	PS	PS	PS	PS	PL	PL	6-0-0-1
BARNES, Darian											PL	PL	PL	PL			4-0-0-0
BELL, Mike											PL	IA	IA	PL	PL	PL	4-0-0-2
BREES, Drew	ST	ST	ST	ST	ST	ST	ST	ST	ST	ST	ST	ST	ST	ST	ST	ST	16-16-0-0
BROWN, Jammal	ST	ST	ST	ST	ST	ST	ST	ST	ST	ST	ST	ST	IA	ST	ST	ST	15-15-0-1
BRUNELL, Mark	DNP	DNP	DNP	DNP	DNP	PL	DNP	DNP	DNP	DNP	PL	DNP	DNP	DNP	DNP	DNP	2-0-14-0
BULLOCKS, Josh	PL	ST	PL	PL	PL	ST	PL	PL	PL	PL	PL	PL	ST	ST	ST	ST	16-6-0-0
BUSH, Reggie	ST	ST	ST	ST	ST	ST	ST	IA	IA	IA	IA	IA	ST	ST	PL	IR	10-9-0-4
BUSHROD, Jermon	IA	IA	PL	IA	IA	DNP	IA	IA	IA	IA	IA	IA	IA	DNP	IA	PL	2-0-2-12
BUTLER, Quincy							PS	PS									
CAMPBELL, Mark	PL	PL	IA	PL	ST	ST	PL	ST	PL	IR	IR	IR	IR	IR	IR	IR	9-4-0-1
CHARLESTON, Jeff							PL	PL	PL	PL	PL	PL	PL	PL	PL	PL	10-0-0-0
CLANCY, Kendrick	ST	ST	ST	ST	ST	ST	ST	ST	ST	ST	ST	ST	ST	IA	IA		14-14-0-2
COLE, Marquice														PS	PS	PS	
COLSTON, Marques	ST	IA	IA	IA	IA	IA	PL	PL	ST	ST	PL	ST	ST	PL	PL	ST	11-6-0-5
COPPER, Terrance	PL	PL	IA	PL	PL	PL	IA										5-0-0-2
CRAFT, Jason	PL	PL															2-0-0-0
DAVIS, Tanard								PS									
DAVID, Jason	PL	PL	PL	PL	PL	PL	PL	IA	IA	ST	ST	ST	ST	PL	ST	ST	14-6-0-2
DUCKWORTH, Tim	PS	PS	PS	PS	PS	PS	PS	PS	PS	PS	PS	PS	PS	PS	PS	PS	
DUNBAR, Jo-Lonn	PL	ST	ST	PL	PL	PL	PL	PL	PL	PL	IA	PL	PL	PL	PL	PL	15-2-0-1
ELLIS, Sedrick	ST	ST	ST	ST	IA	IA	IA	ST	ST	ST	ST	ST	ST	ST	ST	ST	13-13-0-3
EVANS, Jahri	ST	ST	ST	ST	ST	ST	ST	ST	ST	ST	ST	ST	ST	ST	ST	ST	16-16-0-0
EVANS, Troy	IA	PL	PL	PL	PL	PL	PL	PL	PL	PL	PL	PL	PL	PL	PL	PL	15-0-0-1
FASSITT, Greg	IR																
FRANCIES, Chris											PS	PS	PS	PS	PS	PS	
FUJITA, Scott	ST	IA	IA	ST	ST	ST	ST	ST	ST	ST	ST	ST	ST	PL	ST	ST	14-13-0-2
GAY, Randall	ST	IA	ST	IA	PL	ST	ST	ST	ST	ST	ST	ST	ST	ST	ST	ST	14-13-0-2
GEORGE, Tearrius													EXEMPT	IA	IA		0-0-0-2
GILES, Lavarus											PS	PS	PS				
GLENN, Aaron	PL	ST	IA	IA	IA	IA	IA	PL	PL	IA	IA	IR	IR	IR	IR	IR	4-1-0-7
GOODWIN, Jonathan	ST	ST	ST	ST	ST	ST	ST	IA	IA	IA	ST	ST	ST	ST	ST	ST	13-13-0-3
GRAHAM, Ben							PL										1-0-0-0
GRAMATICA, Martin	PL	PL	PL	PL	PL	IR	IR	IR	IR	IR	IR	IR	IR	IR	IR	IR	5-0-0-0
GRANT, Charles	ST	ST	ST	ST	ST	ST	ST	ST	IR	IR	IR	IR	IR	IR	IR	IR	8-9-0-0
GREEN, Skyler	PS	PS	PS	PS	PS	PS	PS	PS	PS	PS	PS	PS	PS	PL	PL		2-0-0-0
HAMILTON, Lynell	PS	PS	PS	PS	PS	PS	PS	PS	PS	SUSP	SUSP	SUSP	SUSP	EXEMPT	PS	DNP	0-0-1-0
HARPER, Roman	ST	IA	ST	ST	ST	ST	ST	ST	ST	ST	ST	ST	ST	ST	ST	ST	15-15-0-1
HARRINGTON, Joey			3QB			3QB	3QB	3QB	3QB	3QB	3QB	3QB	3QB	3QB	3QB	3QB	0-0-0-12
HARTLEY, Garrett								PL	PL	PL	PL	PL	PL	PL	PL	PL	8-0-0-0
HENDERSON, Devery	PL	ST	ST	ST	ST	ST	ST	ST	ST	ST	PL	ST	ST	PL	ST	ST	16-13-0-0
HOLT, Terrence													IA	IA	PL	PL	2-0-0-2
HOUSER, Kevin	PL	PL	PL	PL	PL	PL	PL	PL	PL	PL	PL	PL	PL	PL	PL	PL	16-0-0-0
HUNTER, Darrell							PS										
KAESVIHARN, Kevin	ST	ST	ST	ST	IA	ST	ST	ST	ST	ST	ST	IR	IR	IR	IR		11-11-0-1
KAPANUL, Kolo												PS	PS	PS	PS	PS	
KARNEY, Mike	PL	ST	PL	IA	ST	ST	ST	ST	PL	IA	IA	IA	PL	ST	ST	ST	12-8-0-4

2008 PARTICIPATION REPORT

Name	9/7	9/14	9/21	9/28	10/6	10/12	10/19	10/26	11/9	11/16	11/24	11/30	12/7	12/11	12/21	12/28	GP-GS-DNP-IA
	TB	@Was	@Den	SF	MIN	OAK	@Car	SD	@Atl	@KC	GB	@TB	ATL	@Chi	@Det	CAR	
KERSHAW, William										PS	PS						
KIRTMAN, David															PS	PS	PS
LAKE, Antwan	PL	IA	IA	PL	PL	IA	IA	PL	IA	PL	PL	PL	PL	PL	PL	PL	11-0-0-5
LEHAN, Michael																IA	IA
LEHR, Matt																	0-0-0-2
McALLISTER, Deuce	DNP	PL	DNP	ST	PL	PL	PL	PL	ST	ST	ST	ST	PL	PL	PL	PI	13-3-0-0
McCRAY, Bobby	PL	PL	PL	PL	PL	PL	PL	PL	ST	ST	ST	ST	ST	ST	ST	ST	16-8-0-0
McKENZIE, Mike	IA	IA	PL	ST	ST	ST	ST	ST	ST	IR	IR	IR	IR	IR	IR	IR	7-6-0-2
McKINLEY, Alvin																	1-0-0-0
MEACHEM, Robert	IA	PL	PL	PL	PL	PL	PL	PL	IA	PL	ST	PL	PL	ST	ST	PL	14-3-0-2
MEHLHAFF, Taylor																	3-0-0-0
MILLER, Billy	ST			ST	PL	PL	PL	PL	PL	PL	PL	PL	PL	ST	PL	PL	15-5-0-0
MITCHELL, Marvin	PL	PL	PL	PL	PL	PL	PL	PL	PL	PL	PL	PL	PL	PL	PL	PL	15-0-0-1
MOFFITT, Ben																	
MOORE, Lance	PL	PL	PL	ST	ST	ST	ST	ST	PL	ST	PL	PL	PL	PL	PL	PL	16-6-0-0
NESBIT, Jamar	ST	ST	ST	SUSP	SUSP	SUSP	SUSP	DNP	PL	PL	PL	IA	IA	PL	IA	IA	7-3-1-4
NICKS, Carl	PL	PL	PL	ST	ST	ST	ST	ST	ST	ST	ST	ST	ST	ST	ST	ST	16-13-0-0
NINKOVICH, Rob															EXEMPT	IA	IA
ORTEGA, Buck	PS	PL	PL	PL	PL	PL	PS	PS	PS	PL	ST	PL	PL	PL	PL	PL	11-1-0-0
PAKULAK, Glenn																	8-0-0-0
PATTE, David	PL	ST	ST	ST	IA	IA	IA	IA	PL	IA	IA	IA	IA	IA	IA	IA	5-3-0-11
PHILIP, Marvin																PS	PS
PITTMAN, David																	0-0-0-4
PORTER, Tracy	ST	ST	ST	ST	ST	IR	IR	IR	IR	IR	IR	IR	IR	IR	IR	IR	5-5-0-0
PRESSLEY, DeMario	IR	IR	IR	IR	IR	IR	IR	IR	IR	IR	IR	IR	IR	IR	IR	IR	Injured Reserve
REED, James	IR	IR	IR	IR	IR	IR	IR	IR	IR	IR	IR	IR	IR	IR	IR	IR	Injured Reserve
REIS, Chris	PL	PL	PL	PL	IA	PL	PL	PL	PL	PL	PL	PL	PL	PL	PL	PL	15-0-0-1
ROACH, David																	
ROBY, Courtney																	
RYAN, Sean																	1-0-0-0
SAVAGE, Josh	PS	PL	PL	IA			PS	PS	PS	PS	PS	PS	PL	IA	IA	PS	3-0-0-3
SHANLE, Scott	ST	ST	ST	ST	ST	ST	ST	ST	ST	ST	ST	ST	ST	ST	ST	ST	16-16-0-0
SHOCKEY, Jeremy	ST	ST	ST	IA	IA	IA	IA	ST	PL	ST	ST	ST	ST	ST	ST	IA	12-11-0-4
SIMONEAU, Mark	IA	IR	IR	IR	IR	IR	IR	IR	IR	IR	IR	IR	IR	IR	IR	IR	0-0-0-1
SMITH, Will	ST	ST	ST	ST	ST	ST	ST	ST	ST	ST	ST	ST	ST	ST	ST	ST	16-16-0-0
SOBOMEHIN, Olaniyi	PS	PS	PS	PS	PL	IA	IR	IR	IR	IR	IR	IR	IR	IR	IR	IR	1-0-0-1
STANLEY, Montavious																	1-0-0-0
STECKER, Aaron	IA	IA	IA	IA	PL	PL	PL	PL	PL	PL	PL	PL	PL	IR	IR	IR	6-0-0-4
STEPHENSON, Cameron																	
STEPHENS, Jon	ST	ST	ST	ST	ST	ST	ST	ST	ST	ST	ST	ST	ST	ST	ST	ST	16-16-0-0
STRIFE, Zach	PL	PL	PL	PL	PL	PL	PL	PL	PL	PL	PL	PL	PL	PL	PL	PL	16-1-0-0
THOMAS, Hollis	IA																8-2-0-1
THOMAS, Pierre	ST	PL	PL	PL	PL	PL	PL	PL	PL	PL	PL	PL	PL	ST	ST	ST	15-5-0-1
TOGAFAU, Pago																	
TORRENCE, Leigh																	
VILMA, Jonathan	ST	ST	ST	ST	ST	ST	ST	ST	ST	ST	ST	ST	ST	ST	ST	ST	16-16-0-0
WEATHERFORD, Steve	PL	PL	PL	PL	PL	PL	PL	PL	PL	PL	PL	PL	PL	PL	PL	PL	7-0-0-0
WEST, Joe																	
YOUNG, Brian	PL	PL	PL	PL	PL	ST	ST	ST	IA	PL	IR	IR	IR	IR	IR	IR	8-3-0-1
YOUNG, Usama	IA	PL	PL	PL	PL	PL	PL	PL	PL	PL	PL	PL	PL	PL	PL	PL	15-2-0-1

OWNERSHIP
FOOTBALL
ADMINISTRATION
RECORDS
HISTORY

OWNERSHIP
FOOTBALL
ADMINISTRATION
RECORDS
HISTORY

2008 INDIVIDUAL SUPERLATIVES

SAINTS			
PASS ATTEMPTS	58	Drew Brees	11/9 @ ATL
PASS COMPLETIONS	39	Drew Brees	9/21 @ DEN
GROSS PASSING YARDS	422	Drew Brees	11/9 @ ATL
COMPLETION PERCENTAGE	86.7%	Drew Brees	10/12 vs. OAK
TOUCHDOWN PASSES	4	Drew Brees	11/24, 12/28
PASSES HAD INTERCEPTED	3	Drew Brees	11/9, 11/30
RUSHING ATTEMPTS	22	Pierre Thomas	12/11 @ CHI
YARDS RUSHING	102	Pierre Thomas	12/7 vs. ATL
RUSHING TOUCHDOWNS	2	Pierre Thomas	9/21, 11/24
LONGEST RUN FROM SCRIMMAGE	43	Reggie Bush	12/7 vs. ATL
RECEPTIONS	11	Reggie Bush	9/21 @ DEN
RECEIVING YARDS	140	Marques Colston	11/9 @ ATL
RECEIVING TOUCHDOWNS	2	4 times, last Lance Moore	12/28 vs. CAR
LONGEST PASS RECEPTION	84t	Devery Henderson	9/7 vs. TB
TOTAL YARDS FROM SCRIMMAGE	163	Reggie Bush	9/7 vs. TB
FIELD GOALS	3	Garrett Hartley	11/16, 12/7
LONGEST FIELD GOAL ATTEMPT	53	Martin Gramatica	10/6 vs. MIN
LONGEST FIELD GOAL MADE	53	Martin Gramatica	10/6 vs. MIN
PUNTS	7	Steve Weatherford	9/7 vs. TB
LONGEST PUNT	70	Glenn Pakulak	11/30 @ TB
LONGEST PUNT RETURN	71t	Reggie Bush	10/6 vs. MIN
LONGEST KICKOFF RETURN	88	Pierre Thomas	12/7 vs. ATL
TACKLES	17	Jonathan Vilma	9/14 @ WAS
SACKS	2	4 times, last Bobby McCray	11/30 @ TB
INTERCEPTIONS	2	Jason David	11/24 vs. GB
LONGEST INTERCEPTION RETURN	42	Jason David	11/24 vs. GB
LONGEST FUMBLE RETURN	17	Jason David	9/21 @ DEN

OPPONENTS			
PASS ATTEMPTS	41	Jeff Garcia, Aaron Rodgers	9/7, 11/24
PASS COMPLETIONS	25	Philip Rivers	10/26 vs. SD
GROSS PASSING YARDS	341	Philip Rivers	10/26 vs. SD
COMPLETION PERCENTAGE	72.7%	Matt Ryan	12/7 vs. ATL
TOUCHDOWN PASSES	3	Philip Rivers	10/26 vs. SD
PASSES HAD INTERCEPTED	3	Aaron Rodgers	11/24 vs. GB
RUSHING ATTEMPTS	27	Michael Turner	11/9 @ ATL
YARDS RUSHING	178	DeAngelo Williams	12/28 vs. CAR
RUSHING TOUCHDOWNS	2	Clinton Portis	9/14 @ WAS
LONGEST RUN FROM SCRIMMAGE	46	Earnest Graham	9/7 vs. TB
RECEPTIONS	10	Roddy White	12/7 vs. ATL
RECEIVING YARDS	164	Santana Moss, Roddy White	9/14, 12/7
RECEIVING TOUCHDOWNS	2	Dwayne Bowe	11/16 @ KC
LONGEST PASS RECEPTION	67t	Santana Moss, Jerious Norwood	9/14, 11/9
TOTAL YARDS FROM SCRIMMAGE	191	Santana Moss	9/14 @ WAS
FIELD GOALS	4	John Kasay	12/28 vs. CAR
LONGEST FIELD GOAL ATTEMPT	59	Sebastian Janikowski	10/12 vs. OAK
LONGEST FIELD GOAL MADE	53	Ryan Longwell	10/6 vs. MIN
PUNTS	8	Josh Bidwell	9/7 vs. TB
LONGEST PUNT	65	Shane Lechler	10/12 vs. OAK
LONGEST PUNT RETURN	42	Clifton Smith	11/30 @ TB
LONGEST KICKOFF RETURN	83t	Danaeal Manning	12/11 @ CHI
TACKLES	16	D.J. Williams	9/21 @ DEN
SACKS	1	13 players, last Richard Marshall	12/28 vs. CAR
INTERCEPTIONS	2	Chris Horton	9/14 @ WAS
LONGEST INTERCEPTION RETURN	95t	Chevis Jackson	11/9 @ ATL
LONGEST FUMBLE RETURN	34t	Nate Webster	9/21 @ DEN

2008 INDIVIDUAL STATISTICS

Passing

#9 Drew Brees											RUSHING				
Date	Opp.	GP	ST	ATT	CMP	YDS	TD	INT	LG	RATING	ATT	YDS	AVG	LG	TD
9/7	TB	X	X	32	23	343	3	1	84t	124.9	3	-2	0.7	0	0
9/14	@WAS	X	X	33	22	216	1	2	22	69.8	1	9	9.0	9	0
9/21	@DEN	X	X	48	39	421	1	0	74	110.2	1	0	0.0	0	0
9/28	SF	X	X	35	23	363	3	1	81	116.7	1	-1	-1.0	-1	0
10/6	MIN	X	X	46	26	330	1	2	52	68.2	3	6	2.0	6	0
10/12	OAK	X	X	30	26	320	3	0	51	144.4	1	7	7.0	7	0
10/19	@CAR	X	X	39	21	231	0	1	54	61.0	0	0	0.0	0	0
10/26	SD	X	X	41	30	339	3	0	49	121.9	1	-26	-26.0	-26	0
11/9	ATL	X	X	58	31	422	2	3	48	66.9	2	10	5.0	6	0
11/16	@KC	X	X	36	25	266	1	1	47t	88.4	3	-2	-0.7	0	0
11/24	GB	X	X	26	20	323	4	0	70t	157.5	0	0	0.0	0	0
11/30	@TB	X	X	47	25	296	2	3	37	60.2	0	0	0.0	0	0
12/7	ATL	X	X	32	18	230	2	0	36	99.7	2	0	0.0	1	0
12/11	@CHI	X	X	43	24	232	2	2	24	67.2	1	1	1.0	1	0
12/21	@DET	X	X	40	30	351	2	0	64	117.8	3	-3	-1.0	-1	0
12/28	CAR	X	X	49	30	386	4	1	26t	104.6	0	0	0.0	0	0
Totals		16	16	635	413	5,069	34	17	84t	96.2	22	-1	0.0	9	0

#16 WR Lance Moore											RUSHING				
Date	Opp.	GP	ST	ATT	CMP	YDS	TD	INT	LG	RATING	ATT	YDS	AVG	LG	TD
9/7	TB	X		0	0	0	0	0	--	--	0	0	0.0	--	0
9/14	@WAS	X		0	0	0	0	0	--	--	0	0	0.0	--	0
9/21	@DEN	X		0	0	0	0	0	--	--	0	0	0.0	--	0
9/28	SF	X	X	0	0	0	0	0	--	--	0	0	0.0	--	0
10/6	MIN	X	X	0	0	0	0	0	--	--	0	0	0.0	--	0
10/12	OAK	X	X	0	0	0	0	0	--	--	0	0	0.0	--	0
10/19	@CAR	X	X	0	0	0	0	0	--	--	0	0	0.0	--	0
10/26	SD	X	X	0	0	0	0	0	--	--	0	0	0.0	--	0
11/9	ATL	X		0	0	0	0	0	--	--	0	0	0.0	--	0
11/16	@KC	X	X	0	0	0	0	0	--	--	0	0	0.0	--	0
11/24	GB	X		1	0	0	0	1	0	0.0	0	0	0.0	--	0
11/30	@TB	X		0	0	0	0	0	--	--	0	0	0.0	--	0
12/7	ATL	X		0	0	0	0	0	--	--	0	0	0.0	--	0
12/11	@CHI	X		0	0	0	0	0	--	--	0	0	0.0	--	0
12/21	@DET	X		0	0	0	0	0	--	--	0	0	0.0	--	0
12/28	CAR	X		0	0	0	0	0	--	--	0	0	0.0	--	0
Totals		16	6	1	0	0	0	1	0	0.0	0	0	0.0	--	0

Rushing

#40 RB Mike Bell											#25 RB Reggie Bush				
Date	Opp.	GP	ST	ATT	YDS	AVG	LG	TD	GP	ST	ATT	YDS	AVG	LG	TD
9/7	TB								X	X	14	51	3.6	26	0
9/14	@WAS								X	X	10	28	2.8	9	0
9/21	@DEN								X	X	18	73	4.1	23t	1
9/28	SF								X	X	10	31	3.1	10	0
10/6	MIN								X	X	12	29	2.4	10	0
10/12	OAK								X	X	14	27	1.9	5	1
10/19	@CAR								X	X	9	55	6.1	29	0
10/26	SD														
11/9	@ATL														
11/16	@KC														
11/24	GB	X		6	6	1.0	3	0							
11/30	@TB								X	X	3	0	0.0	8	0
12/7	ATL								X	X	10	80	8.0	43	0
12/11	@CHI	X		0	0	0.0	0	0	X		6	30	5.0	13	0
12/21	@DET	X		4	26	6.5	15	1							
12/28	CAR	X		3	10	3.3	5	0							
2008 Season		4	0	13	42	3.2	15	1	10	9	106	404	3.8	43	2

2008 INDIVIDUAL STATISTICS

Rushing

#19 WR Devery Henderson									#44 FB Mike Karney								
Date	Opp.	GP	ST	ATT	YDS	AVG	LG	TD	GP	ST	ATT	YDS	AVG	LG	TD		
9/7	TB	X		0	0	0.0	0	0	X		0	0	0.0	0	0		
9/14	@WAS	X	X	0	0	0.0	0	0	X	X	0	0	0.0	0	0		
9/21	@DEN	X	X	0	0	0.0	0	0	X		0	0	0.0	0	0		
9/28	SF	X	X	0	0	0.0	0	0	Inactive								
10/6	MIN	X	X	1	7	7.0	7	0	X	X	0	0	0.0	0	0		
10/12	OAK	X	X	0	0	0.0	0	0	X	X	1	2	2.0	2	0		
10/19	@CAR	X	X	1	0	0.0	0	0	X	X	1	1	1.0	1t	1		
10/26	SD	X	X	0	0	0.0	0	0	X	X	2	4	2.0	3	1		
11/9	@ATL	X	X	1	30	30.0	30	0	X		0	0	0.0	0	0		
11/16	@KC	X	X	1	-1	-1.0	-1	0	Inactive								
11/24	GB	X		0	0	0.0	0	0	Inactive								
11/30	@TB	X	X	1	-3	-3.0	-3	0	Inactive								
12/7	ATL	X	X	0	0	0.0	0	0	X		1	2	2.0	2	0		
12/11	@CHI	X		0	0	0.0	0	0	X	X	3	1	0.3	2	0		
12/21	@DET	X	X	0	0	0.0	0	0	X	X	0	0	0.0	0	0		
12/28	CAR	X	X	0	0	0.0	0	0	X	X	0	0	0.0	0	0		
2008 Season		16	13	4	33	8.3	30	0	12	8	8	10	1.3	3	2		

#26 RB Deuce McAllister									#17 WR Robert Meachem								
Date	Opp.	GP	ST	ATT	YDS	AVG	LG	TD	GP	ST	ATT	YDS	AVG	LG	TD		
9/7	TB								Did Not Play								
9/14	@WAS	X		2	10	5.0	5	0	X		0	0	0.0	0	0		
9/21	@DEN								Did Not Play								
9/28	SF	X	X	20	73	3.7	10	1	X		0	0	0.0	0	0		
10/6	MIN	X		6	13	2.2	6	0	X		0	0	0.0	0	0		
10/12	OAK	X		13	65	5.0	9	0	X		0	0	0.0	0	0		
10/19	@CAR	X		9	47	5.2	12	0	X		0	0	0.0	0	0		
10/26	SD	X	X	18	55	3.1	12	1	X		0	0	0.0	0	0		
11/9	@ATL	X	X	5	18	3.6	7	0	Inactive								
11/16	@KC	X	X	8	18	2.3	5	1	X		0	0	0.0	0	0		
11/24	GB	X	X	5	5	1.0	3t	1	X	X	0	0	0.0	0	0		
11/30	@TB	X		3	13	4.3	7	0	X		0	0	0.0	0	0		
12/7	ATL	X		1	0	0.0	0	0	X		0	0	0.0	0	0		
12/11	@CHI								X	X	0	0	0.0	0	0		
12/21	@DET	X		9	61	6.8	19	1	X	X	1	20	20.0	20t	1		
12/28	CAR	X	X	8	40	5.0	11	0	X		0	0	0.0	0	0		
2008 Season		13	6	107	418	3.9	19	5	14	3	1	20	20.0	20t	1		

#27 RB Aaron Stecker									#23 RB Pierre Thomas								
Date	Opp.	GP	ST	ATT	YDS	AVG	LG	TD	GP	ST	ATT	YDS	AVG	LG	TD		
9/7	TB								X	X	10	52	5.2	18	0		
9/14	@WAS								X		6	8	1.3	4	1		
9/21	@DEN								X		6	15	2.5	10t	2		
9/28	SF								X		1	1	1.0	1	0		
10/6	MIN	X		0	0	0.0	0	0	X		0	0	0.0	0	0		
10/12	OAK	X		1	3	3.0	3	0	X		3	18	6.0	13	0		
10/19	@CAR	X		2	10	5.0	9	0	X		1	2	2.0	2	0		
10/26	SD	X		2	9	4.5	5	0	X		3	28	9.3	15	0		
11/9	@ATL	X		3	21	7.0	12	0	X		6	26	4.3	9	0		
11/16	@KC	X		0	0	0.0	0	0	X		16	88	5.5	16	1		
11/24	GB	Injured Reserve 11/18															
11/30	@TB								X	X	11	34	3.1	9	0		
12/7	ATL								X	X	16	102	6.4	18	1		
12/11	@CHI								X	X	22	87	4.0	42t	1		
12/21	@DET								X	X	13	77	5.9	29	1		
12/28	CAR	Inactive															
2008 Season		6	0	8	43	5.4	12	0	15	5	129	625	4.8	42t	9		

2008 INDIVIDUAL STATISTICS

Receiving

#40 RB Mike Bell									#25 RB Reggie Bush									#80 TE Mark Campbell								
Date	Opp.	GP	ST	REC	YDS	AVG	LG	TD	GP	ST	REC	YDS	AVG	LG	TD	GP	ST	REC	YDS	AVG	LG	TD				
9/7	TB	X		8	112	14.0	42t	1	X		0	0	0.0	0	0	X		0	0	0.0	0	0				
9/14	@WAS	X	X	7	63	9.0	14	0	X		1	12	12.0	12	0	X		1	12	12.0	12	0				
9/21	@DEN	X	X	11	75	6.8	23	1	Inactive																	
9/28	SF	X	X	5	7	1.4	7	0	X		1	6	6.0	6	0	X		1	6	6.0	6	0				
10/6	MIN	X	X	7	64	9.1	21	0	X	X	3	39	13.0	22	0	X	X	3	39	13.0	22	0				
10/12	OAK	X	X	3	40	13.3	21	1	X	X	3	37	12.3	29	1	X	X	3	37	12.3	29	1				
10/19	@CAR	X	X	1	5	5.0	5	0	X		1	8	8.0	8	0	X		1	8	8.0	8	0				
10/26	SD	Inactive																								
11/9	@ATL	Inactive																								
11/16	@KC	Inactive																								
11/24	GB	Inactive																								
11/30	@TB	Signed 11/19																								
12/7	ATL	X		0	0	0.0	0	0	X	X	5	32	6.4	10	0	X	X	5	32	6.4	10	0				
12/11	@CHI	X		0	0	0.0	0	0	X	X	3	26	8.7	15	1	X		3	26	8.7	15	1				
12/21	@DET	X		1	14	14.0	14	0	X		2	16	8.0	14	0	Injured Reserve 12/17										
12/28	CAR	X		0	0	0.0	0	0	X		0	0	0.0	0	0	Injured Reserve 12/17										
2008 Season		4	0	1	14	14.0	14	0	10	9	52	440	8.5	42t	4	9	4	12	121	10.1	29	2				

#12 WR Marques Colston									#19 WR Devery Henderson									#44 FB Mike Karney								
Date	Opp.	GP	ST	REC	YDS	AVG	LG	TD	GP	ST	REC	YDS	AVG	LG	TD	GP	ST	REC	YDS	AVG	LG	TD				
9/7	TB	X	X	3	26	8.7	16	0	X		1	84	84.0	84t	1	X		0	0	0.0	0	0				
9/14	@WAS								X	X	2	6	3.0	5	0	X	X	1	3	3.0	3	0				
9/21	@DEN								X	X	2	42	21.0	23	0	X		2	4	2.0	3	0				
9/28	SF								X	X	1	81	81.0	81	0	Inactive										
10/6	MIN								X	X	4	104	26.0	52	1	X	X	0	0	0.0	0	0				
10/12	OAK								X	X	2	68	34.0	51	0	X	X	3	3	1.0	4	0				
10/19	@CAR	X		0	0	0.0	0	0	X	X	3	80	26.7	54	0	X	X	1	2	2.0	2	0				
10/26	SD	X		2	56	28.0	49	0	X	X	3	34	11.3	20	1	X	X	0	0	0.0	0	0				
11/9	@ATL	X	X	7	140	20.0	48	0	X	X	2	33	16.5	20	0	X		0	0	0.0	0	0				
11/16	@KC	X	X	3	30	10.0	15	0	X	X	2	22	11.0	13	0	Inactive										
11/24	GB	X		1	70	70.0	70t	1	X		1	9	9.0	9	0	Inactive										
11/30	@TB	X	X	6	106	17.7	37	0	X	X	2	33	16.5	20	0	Inactive										
12/7	ATL	X	X	3	26	8.7	11	0	X	X	3	72	24.0	36	0	X		0	0	0.0	0	0				
12/11	@CHI	X		6	84	14.0	24	1	X		0	0	0.0	0	0	X	X	0	0	0.0	0	0				
12/21	@DET	X		9	99	11.0	30	2	X	X	2	96	48.0	64	0	X	X	1	-1	-1.0	-1	0				
12/28	CAR	X	X	7	123	17.6	26t	1	X	X	2	29	14.5	19	0	X	X	1	7	7.0	7	0				
2008 Season		11	6	47	760	16.2	70t	5	16	13	32	793	24.8	84t	3	12	8	9	18	2.0	7	0				

#26 RB Deuce McAllister									#17 WR Robert Meachem									#83 TE Billy Miller								
Date	Opp.	GP	ST	REC	YDS	AVG	LG	TD	GP	ST	REC	YDS	AVG	LG	TD	GP	ST	REC	YDS	AVG	LG	TD				
9/7	TB															X	X	0	0	0.0	0	0				
9/14	@WAS	X		0	0	0.0	0	0	X		1	19	19.0	19t	1	Not on Roster										
9/21	@DEN								X		2	86	43.0	74	0	X	X	2	41	20.5	28	0				
9/28	SF	X	X	1	10	10.0	10	0	X		2	99	49.5	52	1	X		3	30	10.0	18	0				
10/6	MIN	X		0	0	0.0	0	0	X		2	31	15.5	21	0	X		4	61	15.3	41	0				
10/12	OAK	X		2	7	3.5	4	0	X		0	0	0.0	0	0	X		3	53	17.7	25	0				
10/19	@CAR	X		1	6	6.0	6	0	X		1	9	9.0	9	0	X		4	56	14.0	28	0				
10/26	SD	X	X	4	30	7.5	11	0	X		0	0	0.0	0	0	X		7	82	11.7	20	0				
11/9	@ATL	X	X	2	23	11.5	15t	1	Inactive																	
11/16	@KC	X	X	0	0	0.0	0	0	X		0	0	0.0	0	0	X		0	0	0.0	0	0				
11/24	GB	X	X	1	2	2.0	2	0	X	X	0	0	0.0	0	0	X	X	4	36	9.0	16t	1				
11/30	@TB	X		1	3	3.0	3	0	X		1	9	9.0	9	0	X		3	26	8.7	10	0				
12/7	ATL	X		0	0	0.0	0	0	X		0	0	0.0	0	0	X		0								

2008 INDIVIDUAL STATISTICS

Defense

#93 DE Bobby McCray												
Date	Opp.	GP	ST	SOLO	AST	TOT	SACK/YDS	INT/YDS	PD	FF	FR	
9/7	TB	X	X	1	2	3	1 7	0 0	0	0	0	0
9/14	@WAS	X	X	0	0	0	0 0	0 0	0	0	0	0
9/21	@DEN	X	X	0	0	0	0 0	0 0	0	0	0	0
9/28	SF	X	X	0	1	1	0 0	0 0	0	0	0	0
10/6	MIN	X	X	0	0	0	0 0	0 0	0	0	0	0
10/12	OAK	X	X	3	0	3	2 18	0 0	1	0	0	0
10/19	@CAR	X	X	5	2	7	0 0	0 0	0	0	0	0
10/26	SD	X	X	1	0	1	0 0	0 0	0	0	0	0
11/9	@ATL	X	X	2	3	5	0 0	0 0	0	0	0	0
11/16	@KC	X	X	1	1	2	1 7	0 0	0	0	0	0
11/24	GB	X	X	4	0	4	0 0	0 0	0	0	0	0
11/30	@TB	X	X	2	0	2	2 3	0 0	0	0	0	0
12/7	ATL	X	X	3	0	3	0 0	0 0	0	0	0	0
12/11	@CHI	X	X	3	0	3	0 0	0 0	0	0	0	0
12/21	@DET	X	X	0	0	0	0 0	0 0	0	0	0	0
12/28	CAR	X	X	1	2	3	0 0	0 0	0	0	0	0
2008 Season		16	8	26	11	37	6 35	0 0	0	0	1	0

#34 CB Mike McKenzie												
Date	Opp.	GP	ST	SOLO	AST	TOT	SACK/YDS	INT/YDS	PD	FF	FR	
Inactive												
Injured Reserve 11/10												
9/7	TB	X	X	4	0	4	0 0	1 14	1	0	0	0
9/14	@WAS	X	X	5	0	5	0 0	0 0	1	0	0	0
9/21	@DEN	X	X	4	0	4	0 0	0 0	0	0	0	0
9/28	SF	X	X	4	0	4	0 0	0 0	0	0	0	0
10/6	MIN	X	X	2	2	4	0 0	0 0	0	0	0	0
10/12	OAK	X	X	0	3	3	0 0	0 0	0	0	0	0
10/19	@CAR	X	X	1	2	3	0 0	0 0	1	0	0	0
10/26	SD	X	X	1	0	1	0 0	0 0	0	0	0	0
11/9	@ATL	X	X	1	0	1	0 0	0 0	0	0	0	0
11/16	@KC	X	X	1	0	1	0 0	0 0	0	0	0	0
11/24	GB	X	X	4	0	4	0 0	0 0	0	0	0	0
11/30	@TB	X	X	2	0	2	2 3	0 0	0	0	0	0
12/7	ATL	X	X	3	0	3	0 0	0 0	0	0	0	0
12/11	@CHI	X	X	3	0	3	0 0	0 0	0	0	0	0
12/21	@DET	X	X	0	0	0	0 0	0 0	0	0	0	0
12/28	CAR	X	X	1	2	3	0 0	0 0	0	0	0	0
2008 Season		7	6	17	7	24	0 0	1 14	3	0	0	0

#97 DT Alvin McKinley												
Date	Opp.	GP	ST	SOLO	AST	TOT	SACK/YDS	INT/YDS	PD	FF	FR	
Signed 9/11												
9/7	TB	X	X	0	0	0	0 0	0 0	0	0	0	0
9/14	@WAS	X	X	0	0	0	0 0	0 0	0	0	0	0
9/21	@DEN	X	X	0	0	0	0 0	0 0	0	0	0	0
9/28	SF	X	X	0	0	0	0 0	0 0	0	0	0	0
10/6	MIN	X	X	0	0	0	0 0	0 0	0	0	0	0
10/12	OAK	X	X	0	0	0	0 0	0 0	0	0	0	0
10/19	@CAR	X	X	0	0	0	0 0	0 0	0	0	0	0
10/26	SD	X	X	0	0	0	0 0	0 0	0	0	0	0
11/9	@ATL	X	X	0	0	0	0 0	0 0	0	0	0	0
11/16	@KC	X	X	1	0	1	0 0	0 0	0	0	0	0
11/24	GB	X	X	0	0	0	0 0	0 0	0	0	0	0
11/30	@TB	X	X	0	0	0	0 0	0 0	0	0	0	0
12/7	ATL	X	X	0	0	0	0 0	0 0	0	0	0	0
12/11	@CHI	X	X	0	0	0	0 0	0 0	0	0	0	0
12/21	@DET	X	X	0	0	0	0 0	0 0	0	0	0	0
12/28	CAR	X	X	0	0	0	0 0	0 0	0	0	0	0
2008 Season		1	0	0	0	0	0 0	0 0	0	0	0	0

#50 LB Marvin Mitchell												
Date	Opp.	GP	ST	SOLO	AST	TOT	SACK/YDS	INT/YDS	PD	FF	FR	
Inactive												
9/7	TB	X	X	0	0	0	0 0	0 0	0	0	0	0
9/14	@WAS	X	X	0	0	0	0 0	0 0	0	0	0	0
9/21	@DEN	X	X	0	0	0	0 0	0 0	0	0	0	0
9/28	SF	X	X	0	0	0	0 0	0 0	0	0	0	0
10/6	MIN	X	X	0	0	0	0 0	0 0	0	0	0	0
10/12	OAK	X	X	0	0	0	0 0	0 0	0	0	0	0
10/19	@CAR	X	X	0	0	0	0 0	0 0	0	0	0	0
10/26	SD	X	X	0	0	0	0 0	0 0	0	0	0	0
11/9	@ATL	X	X	0	0	0	0 0	0 0	0	0	0	0
11/16	@KC	X	X	1	0	1	0 0	0 0	0	0	0	0
11/24	GB	X	X	0	0	0	0 0	0 0	0	0	0	0
11/30	@TB	X	X	0	0	0	0 0	0 0	0	0	0	0
12/7	ATL	X	X	0	0	0	0 0	0 0	0	0	0	0
12/11	@CHI	X	X	0	0	0	0 0	0 0	0	0	0	0
12/21	@DET	X	X	0	0	0	0 0	0 0	0	0	0	0
12/28	CAR	X	X	0	0	0	0 0	0 0	0	0	0	0
2008 Season		15	0	1	0	1	0 0	0 0	0	0	0	0

#22 CB Tracy Porter												
Date	Opp.	GP	ST	SOLO	AST	TOT	SACK/YDS	INT/YDS	PD	FF	FR	
9/7	TB	X	X	3	3	6	0 0	0 0	2	0	0	0
9/14	@WAS	X	X	8	1	9	0 0	0 0	0	0	0	0
9/21	@DEN	X	X	9	1	10	0 0	0 0	0	0	0	0
9/28	SF	X	X	4	0	4	1 8	1 25	1	0	0	0
10/6	MIN	X	X	2	1	3	0 0	0 0	2	0	0	0
10/12	OAK	X	X	0	0	0	0 0	0 0	0	0	0	0
10/19	@CAR	X	X	0	0	0	0 0	0 0	0	0	0	0
10/26	SD	X	X	0	0	0	0 0	0 0	0	0	0	0
11/9	@ATL	X	X	0	0	0	0 0	0 0	0	0	0	0
11/16	@KC	X	X	0	0	0	0 0	0 0	0	0	0	0
11/24	GB	X	X	0	0	0	0 0	0 0	0	0	0	0
11/30	@TB	X	X	0	0	0	0 0	0 0	0	0	0	0
12/7	ATL	X	X	0	0	0	0 0	0 0	0	0	0	0
12/11	@CHI	X	X	0	0	0	0 0	0 0	0	0	0	0
12/21	@DET	X	X	0	0	0	0 0	0 0	0	0	0	0
12/28	CAR	X	X	0	0	0	0 0	0 0	0	0	0	0
2008 Season		5	5	26	6	32	1 8	1 25	5	0	0	0

#39 S Chris Reis												
Date	Opp.	GP	ST	SOLO	AST	TOT	SACK/YDS	INT/YDS	PD	FF	FR	
9/7	TB	X	X	0	0	0	0 0	0 0	0	0	0	0
9/14	@WAS	X	X	1	0	1	1 3	0 0	0	0	0	0
9/21	@DEN	X	X	0	0	0	0 0	0 0	0	0	0	0
9/28	SF	X	X	0	0	0	0 0	0 0	0	0	0	0
10/6	MIN	X	X	0	0	0	0 0	0 0	0	0	0	0
10/12	OAK	X	X	0	0	0	0 0	0 0	0	0	0	0
10/19	@CAR	X	X	0	0	0	0 0	0 0	0	0	0	0
10/26	SD	X	X	0	0	0	0 0	0 0	0	0	0	0
11/9	@ATL	X	X	0	0	0	0 0	0 0	0	0	0	0
11/16	@KC	X	X	0	0	0	0 0	0 0	0	0	0	0
11/24	GB	X	X	0	0	0	0 0	0 0	0	0	0	0
11/30	@TB	X	X	0	0	0	0 0	0 0	0	0	0	0
12/7	ATL	X	X	0	0	0	0 0	0 0	0	0	0	0
12/11	@CHI	X	X	0	0	0	0 0	0 0	0	0	0	0
12/21	@DET	X	X	0	0	0	0 0	0 0	0	0	0	0
12/28	CAR	X	X	3	1	4	0 0	0 0	0	0	0	0
2008 Season		15	0	4	1	5	1 3	0 0	0	0	0	0

#95 DE Josh Savage												
Date	Opp.	GP	ST	SOLO	AST	TOT	SACK/YDS	INT/YDS	PD	FF	FR	
Signed 9/13												
9/7	TB	X	X	0	0	0	0 0	0 0	0	0	0	0
9/14	@WAS	X	X	0	0	0	0 0	0 0	0	0	0	0
9/21	@DEN	X	X	1	0	1	0 0	0 0	0	0	0	0
9/28	SF	X	X	0	0	0	0 0	0 0	0	0	0	0
10/6	MIN	X	X	0	0	0	0 0	0 0	0	0	0	0
10/12	OAK	X	X	0	0	0	0 0	0 0	0	0	0	0
10/19	@CAR	X	X	0	0	0	0 0	0 0	0	0	0	0
10/26	SD	X	X	0	0	0	0 0	0 0	0	0	0	0
11/9	@ATL	X	X	0	0	0	0 0	0 0	0	0	0	0
11/16	@KC	X	X	0	0	0	0 0	0 0	0	0	0	0
11/24	GB	X	X	0	0	0	0 0	0 0	0	0	0	0
11/30	@TB	X	X	1	0	1	0 0	0 0	0	0	0	0
12/7	ATL	X	X	0	0	0	0 0	0 0	0	0	0	0
12/11	@CHI	X	X	0	0	0	0 0	0 0	0	0	0	0
12/21	@DET	X	X	0	0	0	0 0	0 0	0	0	0	0
12/28	CAR	X	X	0	0	0	0 0	0 0	0	0	0	0
2008 Season		3	0	2	0	2	0 0	0 0	0	0	0	0

#58 LB Scott Shanle												
Date	Opp.	GP	ST	SOLO	AST	TOT	SACK/YDS	INT/YDS	PD	FF	FR	
Inactive												
9/7	TB	X	X	2	5	7	0 0	0 0	0	0	0	0
9/14	@WAS	X	X	7	2	9	0 0	0 0	0	0	0	0
9/21	@DEN	X	X	3								

Saints Takeaways

Opp	Qtr	Turnover	Spot*	Result
vs. TB	4	Garcia intercepted by Fujita	NO 19	Game
at Was	2	Randle El fumble recovered by T. Evans	WAS 30	Touchdown
at Den	2	Cutler intercepted by McKenzie	50	Touchdown
at Den	4	Scheffler fumble recovered by David	NO 4	Missed Field Goal
vs. SF	2	O'Sullivan fumble recovered by Vilma	SF 34	Touchdown
vs. SF	2	O'Sullivan intercepted by Kaesviharn	NO EZ	Touchdown
vs. SF	3	O'Sullivan intercepted by Porter	NO EZ	Fumble
vs. Oak	3	Russell intercepted by David	OAK 35	Touchdown
vs. Oak	4	Russell fumble recovered by Clancy	OAK 32	Touchdown
vs. SD	2	Sproles fumble recovered by U. Young	SD 32	Touchdown
vs. SD	4	Rivers intercepted by Vilma	NO 10	Fumble, Safety
at KC	4	Thigpen intercepted by U. Young	NO 42	Game
vs. GB	3	Rodgers intercepted by David	GB 45	Touchdown
vs. GB	3	Rodgers intercepted by David	GB 29	Interception
vs. GB	4	Rodgers intercepted by Kaesviharn	NO EZ	Punt
at TB	1	Clayton fumble recovered by Vilma	TB 41	Field Goal
vs. Atl	1	Ryan intercepted by David	NO 25	Touchdown
at Chi	2	Orton fumble recovered by Vilma	CHI 1	Touchdown
at Chi	3	Orton intercepted by Bullocks	NO 32	Touchdown
at Chi	4	Orton intercepted by Fujita	CHI 48	Touchdown
at Det	1	Orlovsky intercepted by David	NO 3	Touchdown
at Det	2	Orlovsky intercepted by U. Young	NO 19	Half

Takeaway Totals: 22 takeaways (15 interceptions, 7 fumbles), 94 points (13 TD, 1 FG)
 *Spot where the turnover was made

Saints Giveaways

Opp	Qtr	Turnover	Spot*	Result
vs. TB	1	Brees intercepted by Buchanon	NO 26	Touchdown
at Was	1	Shockey fumble recovered by Horton	WAS 28	Field Goal
at Was	1	Brees intercepted by Horton	NO 27	Field Goal
at Was	4	Brees intercepted by Horton	WAS 48	Game
at Den	2	Bush fumble recovered by Webster	NO 34	Touchdown
vs. SF	1	Brees intercepted by Spikes	SF 37	Punt
vs. SF	4	Sobomehin fumble recovered by Willis	SF 1	Touchdown
vs. Min	2	Brees fumble recovered by Winfield	NO 14	Touchdown
vs. Min	2	Bush fumble recovered by Johnson	MIN 34	Punt
vs. Min	2	Brees intercepted by Leber	MIN 12	Field Goal
vs. Min	4	Brees intercepted by Johnson	MIN 19	Game
at Car	2	Shockey fumble recovered by Harris	NO 41	Touchdown
at Car	3	Brees intercepted by Lucas	NO 49	Touchdown
at Atl	1	Brees intercepted by Coleman	ATL 35	Punt
at Atl	4	Brees intercepted by Houston	ATL EZ	Punt
at Atl	4	Brees intercepted by C. Jackson	ATL 5	Touchdown
at KC	1	Brees intercepted by Page	NO 49	Touchdown
vs. GB	3	Moore intercepted by Rouse	GB 6	Punt
at TB	3	Brees intercepted by June	TB EZ	Punt
at TB	4	Brees intercepted by Phillips	NO 27	Field Goal
at TB	4	Brees intercepted by Buchanon	NO 40	Game
at Chi	1	Brees intercepted by Brown	CHI 23	Punt
at Chi	3	Brees intercepted by Ogunleye	CHI 16	Interception
at Det	4	P. Thomas fumble recovered by Bodden	DET 24	Downs
vs. Car	2	Brees intercepted by Harris	NO 45	Touchdown
vs. Car	2	Green fumble recovered by Wesley	NO 12	Touchdown

Giveaway Totals: 26 giveaways (18 interceptions, 8 fumbles), 83 points (10 TD, 4 FG)
 *Spot where the turnover was made

2008 Transactions Log

JUNE

2 – Signed CB **Jerametrious Butler** (FA) and C **Marquay Love** (FA); Waived LB **Chris Graham**.
 10 – Agreed to terms with DE **Will Smith** on a six-year contract extension
 12 – RB **Jermaine Allen** assigned as part of International Practice Squad program.

JULY

1 – Signed C **Rob Hunt** and G **Isaiah Ross**. Waived C **Marquay Love** and G **Carnell Stewart**.
 15 – Signed DT **DeMario Pressley** to a three-year contract. Waived WR **Titus Ryan**.
 18 – Agreed to terms with K **Taylor Mehlhaff** and WR **Adrian Arrington** on three-year contracts. Waived DE **Jeremy Geathers**, QB **Travis Lulay** and CB **Anwar Phillips**.
 21 – Acquired TE **Jeremy Shockey** from the New York Giants in exchange for second and fifth round draft picks in 2009. Signed K **Taylor Mehlhaff** and WR **Adrian Arrington** to three-year contracts.
 23 – Signed WR **Marques Colston** to a three-year contract extension. Signed G **Carl Nicks** to a three year contract. Waived TE **Buck Ortega**.
 24 – Signed CB **Wale Dada**.
 25 – Signed CB **Tracy Porter** to a four year contract. Terminated contract of TE **Eric Johnson**.
 26 – Signed WR **Curtis Hamilton** and TE **Buck Ortega**. Waived/injured WR **Carlos Robinson** and waived LS **Ryan Senser**.
 27 – Placed DT **DeMario Pressley** on injured reserve and signed DE **Marquies Gunn**.
 29 – Agreed to terms with DT **Sedrick Ellis** on a five-year contract.
 30 – Signed DT **Sedrick Ellis** to a five-year contract and signed S **Curome Cox**. Waived S **Tuff Harris**. Waived/injured RB **Chris Barclay**.
 31 – Placed RB **Chris Barclay** on injured reserve.

AUGUST

2 – Waived RB **Chris Barclay**.
 4 – Signed DT **Tim McGill** and DT **James Reed**. Waived DE **Marquies Gunn** and WR **Curtis Hamilton**.
 5 – Signed DE **Jeremy Geathers**. Waived DT **Tim McGill**. Placed DE **Marquies Gunn** on injured reserve.
 8 – Placed DT **Tim McGill** on Injured Reserve. Reached injury settlement with DE **Marquies Gunn**.
 9 – Signed WR **Joe West**. Waived CB **Wale Dada**. Terminated contract of DT **Tim McGill**.

10 – Placed DT **James Reed** on injured reserve. Signed LS **Ryan Senser**.
 18 – Signed S **Lance Schulters**. Waived LS **Ryan Senser**.
 24 – Waived WR **Todd Blythe**, C **Rob Hunt** and P **Waylon Prather**. Waived/Injured S **Curome Cox**. Reached injury settlement with FB **Kevin Dudley**.
 29 – Waived DE **Jeremy Geathers**, TE **Ronnie Ghent**, DE **Marcus Pittman**, S **David Roach**, G **Isaiah Ross** and T **Brian Stamper**. Terminated contracts of S **Curome Cox** and S **Lance Schulters**. Placed WR **Adrian Arrington** on injured reserve.
 30 – Waived G **Andy Alleman**, G **Tim Duckworth**, LB **Jo-Lonn Dunbar**, WR **Skyler Green**, RB **Lynell Hamilton**, DT **Orien Harris**, LB **William Kershaw**, K **Taylor Mehlhaff**, TE **Buck Ortega**, QB **Tyler Palko**, DE **Josh Savage**, FB **Olaniyi Sobomehin** and WR **Joe West**. Placed CB **Greg Fassitt** on Injured Reserve.
 31 – Signed G **Tim Duckworth**, LB **Jo-Lonn Dunbar**, WR **Skyler Green**, RB **Lynell Hamilton**, TE **Buck Ortega**, FB **Olaniyi Sobomehin** and DE **Josh Savage** to practice squad.

SEPTEMBER

6 – Terminated contract of C/G **Matt Lehr**. Signed LB **Jo-Lonn Dunbar** from practice squad.
 9 – Re-signed C/G **Matt Lehr**. Placed DT **Hollis Thomas** on injured reserve. Waived CB **Greg Fassitt** from injured reserve.
 10 – Signed DT **Alvin McKinley**. Reached injury settlement with DT **Hollis Thomas**. Signed S **David Roach** to practice squad. Terminated contracts of CB **Greg Fassitt** and TE **Billy Miller**.
 12 – Signed DE **Josh Savage** from practice squad. Placed LB **Mark Simoneau** on injured reserve.
 13 – Terminated contract of C/G **Matt Lehr**. Signed TE **Buck Ortega** from practice squad.
 15 – Signed TE **Billy Miller**. Waived TE **Buck Ortega**.
 16 – Signed C/G **Matt Lehr**. Terminated contract of CB **Jason Craft**.
 17 – Signed TE **Buck Ortega** and WR **Joe West** to practice squad.
 19 – Signed QB **Joey Harrington**. Released DT **Alvin McKinley**.
 20 – Signed TE **Buck Ortega** from practice squad. Released C/G **Matt Lehr**.
 23 – Placed G **Jamar Nesbit** on NFL Reserve/Suspended list.
 24 – Re-signed C/G **Matt Lehr** and signed TE **Sean Ryan**. Released QB **Joey Harrington**.

OWNERSHIP

FOOTBALL

ADMINISTRATION

RECORDS

HISTORY

OWNERSHIP

FOOTBALL

ADMINISTRATION

RECORDS

HISTORY

Signed LB **William Kershaw** to practice squad.

27 – Signed FB **Olaniyi Sobomehin** to active roster. Released TE **Sean Ryan**.

29 – Waived TE **Buck Ortega**.

30 – Signed QB **Joey Harrington**.

OCTOBER

1 – Signed TE **Buck Ortega** to practice squad.
3 – Waived DE **Josh Savage**.

4 – Signed DT **Remi Ayodele** from practice squad.

6 – Released QB **Joey Harrington**. Signed TE **Buck Ortega** from practice squad.

7 – Placed CB **Tracy Porter** on injured reserve. Signed DE **Josh Savage** to practice squad. Released S **David Roach** and LB **William Kershaw** from practice squad.

8 – Placed K **Martin Gramatica** and FB **Olaniyi Sobomehin** on injured reserve. Signed K **Taylor Mehlhaff**, TE **Sean Ryan**, DE **Jeff Charleston** and DT **Montavious Stanley**. Waived TE **Buck Ortega**. Signed CB **Darrell Hunter** and LB **Pago Togafu** to practice squad.

10 – Signed TE **Buck Ortega** to practice squad.

11 – Re-signed QB **Joey Harrington**. Waived DE **Jeff Charleston**.

14 – Re-signed DE **Jeff Charleston**. Released WR **Terrance Copper**.

16 – Signed WR **Courtney Roby**. Signed CB **Quincy Butler** and G **Cameron Stephenson** to practice squad. Waived TE **Sean Ryan**. Released CB **Darrell Hunter** and WR **Joe West** from practice squad.

17 – Placed DT **Montavious Stanley** on injured reserve.

18 – Signed WR **Terrance Copper**.

20 – Signed P **Ben Graham** and waived P **Steve Weatherford**.

25 – Activated **Jamar Nesbit** off reserve/suspended by NFL list and released WR **Terrance Copper**.

28 – Released P **Ben Graham** and waived K **Taylor Mehlhaff**.

29 – Signed K **Garrett Hartley** and P **Glen Pakulak**. Signed DB **Tanard Davis** to practice squad to replace DB **Quincy Butler** (signed with Dallas).

NOVEMBER

3 – Placed DE **Charles Grant** on injured reserve. Signed DT **Hollis Thomas**.

4 – Signed LB **Ben Moffitt** to practice squad to replace LB **Pago Togafu** (signed with Arizona).

10 – Placed CB **Mike McKenzie** on injured reserve. Claimed CB **Leigh Torrence** off of waivers from Washington Redskins.

12 – Signed CB **David Pittman**. Waived DT **Remi Ayodele**. Signed FB **David Kirtman** to

practice squad and released LB **Ben Moffitt** from practice squad.

14 – Signed DT **Remi Ayodele** to practice squad and released CB **Tanard Davis** from practice squad. Placed RB **Lynell Hamilton** on practice squad NFL/Reserve/Suspended list.

16 – Signed TE **Buck Ortega** from practice squad. Placed DT **Brian Young** on injured reserve.

18 – Signed FB **Darian Barnes**. Placed RB **Aaron Stecker** on injured reserve. Signed RB **Lavarus Giles** to practice squad.

19 – Signed RB **Mike Bell**. Placed TE **Mark Campbell** on injured reserve. Signed WR **Chris Francies** to practice squad.

27 – Signed DE **Josh Savage** from practice squad. Placed CB **Aaron Glenn** on injured reserve. Signed TE **Kolo Kapanui** to practice squad.

DECEMBER

2 – Placed DE **Charles Grant**, RB **Deuce McAllister** and DE **Will Smith** on NFL Reserve/Suspended list.

2 – Signed S **Terrence Holt** and DE **Rob Ninkovich**.

4 – Signed DE **Tearrius George**. Placed S **Kevin Kaesviharn** on injured reserve.

6 – DE **Charles Grant**, RB **Deuce McAllister** and DE **Will Smith** reinstated by NFL. Received roster exemptions from NFL on DE **Tearrius George** and DE **Rob Ninkovich**.

8 – Placed WR **Courtney Roby** on injured reserve and waived CB **David Pittman**. RB **Lynell Hamilton** removed from Practice Squad/Reserve/Suspended List and club given exemption.

9 – Signed CB **Marquice Cole** to practice squad. Released RB **Lavarus Giles** from practice squad.

15 – Practice squad exemption lifted for RB **Lynell Hamilton**. Released FB **David Kirtman** from practice squad.

17 – Signed CB **Michael Lehan**. Placed RB **Reggie Bush** on injured reserve. Practice squad contract of G **Cameron Stephenson** terminated by player.

18 – Signed C **Phillip Marvin** to practice squad.

20 – Signed DT **Remi Ayodele** and WR **Skyler Green** from practice squad. Released FB **Darian Barnes** and waived DE **Josh Savage**.

23 – Signed DE **Josh Savage** to practice squad.

27 – Signed RB **Lynell Hamilton** from practice squad. Waived DE **Tearrius George**.

29 – Signed FB **Darian Barnes** and TE **Kolo Kapanui** to reserves/futures contracts.

29 – Signed DE **Josh Savage** to reserve/futures contract.

2009 Transactions Log

JANUARY

7 – Relieved defensive coordinator **Gary Gibbs** of duties.

10 – Named **Bill Johnson** defensive line coach.

12 – Hired **Brett Ingalls** as running backs coach. Promoted **Pete Carmichael Jr.** to offensive coordinator. **Aaron Kromer** to offensive line coach/running game and named **Joe Lombardi** quarterbacks coach.

15 – Agreed to hire **Gregg Williams** as defensive coordinator.

28 – Signed G **Tim Duckworth** and WR **Biren Ealy** to reserve/futures contracts.

FEBRUARY

12 – Released WR **David Patten**. Released CB **Jerametrious Butler** from reserve/did not report. Reinstated LB **Dan Morgan** to active roster.

17 – Released RB **Deuce McAllister**.

23 – Signed TE **Dan Campbell**.

23 – Re-signed LB **Troy Evans**.

27 – Agreed to terms with LB **Jonathan Vilma** on a five-year contract.

28 – Agreed to terms with T **Jon Stinchcomb** on a five-year contract.

MARCH

3 – Signed T **Jon Stinchcomb** and LB **Jonathan Vilma** to five-year contracts.

4 – Signed WR **Devery Henderson** to a four-year contract. Agreed to terms with CB **Jabari Greer** (UFA-Buf.) on a four-year contract.

5 – Signed CB **Jabari Greer** to a four-year contract.

6 – Agreed to terms with FB **Heath Evans** on a two-year contract.

7 – Terminated contract of FB **Mike Karney**.

12 – Signed FB **Heath Evans** to a two-year contract.

16 – Re-signed WR/RS **Courtney Roby**.

17 – Agreed to terms with OL **Nick Leckey** and DL **Paul Spicer** on one-year contracts.

18 – Agreed to terms with TE **Darnell Dinkins** on a one-year contract. Agreed to terms with S **Darren Sharper**. Signed C **Nick Leckey** to a one-year contract.

19 – Released CB **Mike McKenzie**.

20 – Signed DE **Paul Spicer** to a one-year contract.

23 – Signed TE **Darnell Dinkins** to a one-year contract.

24 – Signed S **Darren Sharper**.

25 – Signed S **Pierson Prioleau**.

26 – Waived S **Kevin Kaesviharn**.

27 – Signed DT **Roderick Coleman** to a one-year contract.

30 – Re-signed QB **Joey Harrington**.

APRIL

14 – Re-signed T **Zach Strief** and CB **Leigh Torrence**.

15 – Signed LB **Anthony Waters**.

21 – Re-signed G **Jahri Evans**.

22 – Re-signed WR **Lance Moore**.

26 – Traded seventh-round (222nd overall) and fifth round pick in the 2010 NFL Draft to Philadelphia for the Eagles' fifth-round pick (164th overall).

28 – Released DT **Brian Young**.

29 – Released DT **Hollis Thomas**.

MAY

4 – Signed LB **Jonathan Casillas**, QB **Patrick Cowan**, G **Cedric Dockery**, C **Alex Fletcher**, CB **Danny Gorrer**, WR **Kenneth Harris**, RB **P.J. Hill**, CB **Reggie Jones**, T **Sam McNulty** and DE **Jermey Parnell**.

5 – Signed RB **Herb Donaldson**, T **Augustus Parrish** and WR **Chris Vaughn**. Waived WR **Biren Ealy** and TE **Kolo Kapanui**.

11 – Signed G **Shawn Flanagan**, DT **Earl Heyman** and WR **Matthew Simon**. Waived G **Cedric Dockery** and T **Sam McNulty**.

12 – Waived WR **Chris Vaughn**.

13 – Signed T **Michael Brown**.

18 – Signed DE **Anthony Hargrove**.

Terminated contract of DE **Josh Savage**.

26 – Signed WR **Paris Warren**. Waived G **Shawn Flanagan**.

27 – Signed WR **D'Juan Woods**. Waived QB **Patrick Cowan**.

JUNE

1 – Re-signed G **Shawn Flanagan**. Waived T **Augustus Parrish**.

4 – Signed WR **Rod Harper**. Waived WR **Kenneth Harris**.

10 – Signed T **Anthony Davis**. Placed LB **Dan Morgan** on reserve/retired list.

15 – Signed C **Digger Bujnoch**. Placed C **Alex Fletcher** on reserve/retired list.

19 – Promoted **Dennis Lauscha** to Executive Vice President/Chief Financial Officer.

29 – Signed LS **Jason Kyle**. Released LS **Kevin Houser**.

2008 GAME BY GAME REVIEW

VS. TAMPA BAY GAME 1

SAINTS: 24 BUCCANEERS: 20
 LOUISIANA SUPERDOME
 NEW ORLEANS, LA. - 9/7/08
 ATTENDANCE: 69,881 TIME: 3:06



After being granted an Opening Day home game for just the second time in eight seasons, the Saints were able to give the Superdome faithful something to cheer about at the end of a tough week for New Orleans. The Saints spent the week prior to the season-opener practicing in Indianapolis as Hurricane Gustav forced the evacuation of the city.

The high-powered New Orleans offense set the tone for a remarkable year with a season-opening drive that resulted in a 7-0 lead with a 39-yard touchdown pass from **QB Drew Brees** to WR **David Patten**. Tampa Bay tied the score later in the first period when CB **Phillip Buchanon** picked off a Brees pass and ran 26 yards to the end zone.

A pair of Buccaneers field goals surrounding a 34-yarder from K **Martin Gramatica** pushed the visitors ahead late in the third quarter. The Saints retook the lead when speedy WR **Devery Henderson** got behind the Tampa secondary and Brees lofted a perfect pass to hit him in stride for an 84-yard touchdown and a 17-13 lead.

After falling behind by three again early in the fourth, Brees tossed a swing pass to RB **Reggie Bush**, who bolted through the Buccaneers defense 42 yards to the end zone for the winning score.

! GAME NOTES

The Saints picked up an Opening Day win in the Superdome for the first time since 1999, when they defeated Carolina 19-10.

WR Devery Henderson's career-long 84-yard TD grab would be the team's longest play from scrimmage for 2008.

Reggie Bush had a team-high 112 receiving yards, his third career 100-plus yard receiving game, the most for any running back in franchise history.

Newcomers paced the defense as LB Jonathan Vilma had a team-high 12 tackles and DE Bobby McCray had a sack.

LB **Scott Fujita** sealed the victory for New Orleans - snuffing out a late Tampa Bay drive by intercepting a **Jeff Garcia** pass inside the red zone with less than a minute remaining on the clock - and the Saints prevailed 24-20.

SAINTS - BUCCANEERS GAME SUMMARY

Tampa Bay Buccaneers	7	3	3	7	-	20
New Orleans Saints	7	0	10	7	-	24


Team	Qtr	Time	Play Description (Extra Point) (Drive Info)	V-H
NO	1	11:27	Patten 39 pass from Brees (Gramatica kick) (6-76, 3:33)	0-7
TB	1	8:13	Buchanon 26 interception return (Bryant kick)	7-7
TB	2	0:03	Bryant 37 FG (7-61, 1:25)	10-7
NO	3	2:49	Gramatica 34 FG (11-55, 5:24)	10-10
TB	3	0:33	Bryant 33 FG (5-51, 2:16)	13-10
NO	3	0:13	Henderson 84 pass from Brees (Gramatica kick) (1-84, 0:20)	13-17
TB	4	10:38	Hilliard 2 pass from Garcia (Bryant kick) (11-73, 4:35)	20-17
NO	4	7:38	Bush 42 pass from Brees (Gramatica kick) (5-80, 3:00)	20-24

FIELD GOALS (made () and missed)
 TB: Bryant (37) (33)

NO: Gramatica (34)

2008 GAME BY GAME REVIEW

1 VS. TAMPA BAY




TAMPA BAY BUCCANEERS							NEW ORLEANS SAINTS								
RUSHING	ATT	YDS	AVG	LG	TD		RUSHING	ATT	YDS	AVG	LG	TD			
Graham	10	91	9.1	46	0		Thomas	10	52	5.2	18	0			
Dunn	9	54	6.0	14	0		Bush	14	51	3.6	26	0			
Garcia	1	1	1.0	1	0		Brees	3	-2	-0.7	0	0			
Total	20	146	7.3	46	0		Total	27	101	3.7	26	0			
PASSING	ATT	CMP	YDS	SK/YD	TD	LG	INT	PASSING	ATT	CMP	YDS	SK/YD	TD	LG	INT
Garcia	41	24	221	2/15	1	26	1	Brees	32	23	343	1/6	3	84	1
Total	41	24	221	2/15	1	26	1	Total	32	23	343	1/6	3	84	1
RECEIVING	NO	YDS	AVG	LG	TD			RECEIVING	NO	YDS	AVG	LG	TD		
Galloway	6	56	9.3	13	0			Bush	8	112	14.0	42	1		
Hilliard	6	45	7.5	11	1			Shockey	6	54	9.0	26	0		
Bryant	3	43	14.3	26	0			Colston	3	26	8.7	16	0		
Graham	3	27	9.0	18	0			Moore	2	17	8.5	9	0		
Aske	3	20	6.7	13	0			Thomas	2	11	5.5	6	0		
Smith	2	19	9.5	11	0			Henderson	1	84	84.0	84	1		
Dunn	1	11	11.0	11	0			Patten	1	39	39.0	39	1		
Total	24	221	9.2	26	1			Total	23	343	14.9	84	3		
INT	NO	YDS	AVG	LG	TD			INT	NO	YDS	AVG	LG	TD		
Buchanon	1	26	26.0	26	1			Fujita	1	2	2.0	2	0		
Total	1	26	26.0	26	1			Total	1	2	2.0	2	0		
PUNTING	NO	YDS	AVG	TB	I20	LG		PUNTING	NO	YDS	AVG	TB	I20	LG	
Bidwell	8	353	44.1	1	4	61		Weatherford	7	310	44.3	1	0	61	
Total	8	353	44.1	1	4	61		Total	7	310	44.3	1	0	61	
PT RET	NO	YDS	AVG	FC	LG	TD		PT RET	NO	YDS	AVG	FC	LG	TD	
Jackson	5	29	5.8	0	14	0		Moore	1	10	10.0	2	10	0	
Hilliard	1	11	11.0	0	11	0		Bush	1	0	0.0	0	0	0	
Total	6	40	6.7	0	14	0		Total	2	10	5.0	2	10	0	
KO RET	NO	YDS	AVG	FC	LG	TD		KO RET	NO	YDS	AVG	FC	LG	TD	
Jackson	3	84	28.0	0	33	0		Thomas	4	67	16.8	0	22	0	
Smith	1	0	0.0	0	0	0		Campbell	1	0	0.0	0	0	0	
Total	4	84	21.0	0	33	0		Total	5	67	13.4	0	22	0	

TEAM STATISTICS	TB	NO	TEAM STATISTICS	TB	NO
TOTAL FIRST DOWNS	18	16	FGs-PATs HAD BLOCKED	0-0	0-0
By Rushing	4	5	Net Punting Avg.	40.4	35.7
By Passing	14	11	TOTAL RETURN YARDAGE	66	12
By Penalty	0	0	No. and Yards Punt Returns	6-40	2-10
3rd DOWN EFFICIENCY	2-12-17%	5-13-38%	No. and Yards Kickoff Returns	4-84	5-67
4th DOWN EFFICIENCY	0-1-0%	0-0-0%	No. and Yards Interception Returns	1-26	1-2
TOTAL NET YARDS	352	438	PENALTIES: No.-Yds.	7-66	7-51
Total Plays	63	60	FUMBLES: No.-Lost	0-0	1-0
Avg. Per Play	5.6	7.3	TOUCHDOWNS	2	3
NET YARDS RUSHING	146	101	Rushing	0	0
Total Rushes	20	27	Passing	1	3
Avg. Per Play	7.3	3.7	Interceptions	1	0
Tackles For Loss-Yards	0-0	2-3	Fumbles	0	0
NET YARDS PASSING	206	337	EXTRA POINTS: Made-Att.	2-2	3-3
Sacked-Yards Lost	2-15	1-6	Kicking: Made-Att.	2-2	3-3
Gross Yards	221	343	FIELD GOALS: Made-Att.	2-2	1-1
PASSING: Att.-Comp.-INT	41-24-1	32-23-1	RED ZONE EFFICIENCY	1-3-33%	0-1-0%
Avg. Per Play	4.8	10.2	GOAL-TO-GO EFFICIENCY	1-1-100%	0-0-0%
KICKOFFS: No.-In EZ-Touchbacks	5-1-0	5-3-1	SAFETIES	0	0
PUNTS: No.-Avg.	8-44.1	7-44.3	FINAL SCORE	20	24
Had Blocked	0	0	TIME OF POSSESSION	28:28	31:32

AT WASHINGTON GAME 2

REDSKINS: 29 SAINTS: 24
 FEDEX FIELD
 LANDOVER, MD. - 9/14/08
 ATTENDANCE: 88,246 TIME: 3:07



What for much of the afternoon looked like was going to be a 2-0 start to the season dissolved quickly when the Saints

half. Bush's scoring burst on the punt return pushed the advantage to nine points at the end of the third quarter.

were unable to protect a nine-point fourth quarter lead in their first road game of 2008.

Squandering a standout performance from the special teams units that included a 55-yard punt return touchdown by RB **Reggie Bush** and a forced fumble and recovery in punt coverage, three turnovers committed by the Saints proved to be too much to overcome.

Turnovers on each of their first two possessions – a fumble by TE **Jeremy Shockey** that was recovered by

Washington S **Chris Horton** and a deflected QB **Drew Brees** pass that Horton picked off – dug an early hole for the Saints.

However, the Redskins were only able to convert the turnovers into a pair of field goals and a 6-0 lead.

S **Josh Bullocks** forced a fumble on special teams to set up a one-yard plunge by RB **Pierre Thomas** and the two sides traded field goals in the second period.

WR **Robert Meachem** made his first career reception memorable, pulling in a 19-yard touchdown strike from Brees that put the Saints up 17-9 early in the second

! GAME NOTES

The 88,246 at FedEx Field was the largest crowd to ever watch a Saints game.

RB Reggie Bush's 55-yard punt return for a touchdown was the second of his career, tying a club record held by DB Tyrone Hughes since 1993.

The Saints had three rookie starters on defense in the contest: LB Jo-Lonn Dunbar – in place of injured starter Scott Fujita – DT Sedrick Ellis and CB Tracy Porter.

Washington RB **Clinton Portis** ran in his second score of the afternoon with just under six minutes to play though and QB **Jason Campbell** connected with WR **Santana Moss** on a 67-yard bomb minutes later to complete the home team's comeback.

Horton thwarted the Saints' comeback aspirations with his second interception of the afternoon, plucking another deflected pass out of the air on the team's final drive.

SAINTS-REDSKINS GAME SUMMARY

New Orleans Saints	0	10	14	0	-	24
Washington Redskins	3	6	6	14	-	29

Team	Qtr	Time	Play Description (Extra Point) (Drive Info)	V-H
WAS	1	1:27	Suisham 22 FG (11-63, 4:56)	0-3
WAS	2	13:24	Suisham 36 FG (4-8, 2:07)	0-6
NO	2	8:34	Thomas 1 run (Gramatica kick) (6-27, 2:45)	7-6
WAS	2	1:04	Suisham 35 FG (8-50, 2:14)	7-9
NO	2	0:00	Gramatica 49 FG (7-59, 1:04)	10-9
NO	3	9:47	Meachem 19 pass from Brees (Gramatica kick) (11-80, 5:13)	17-9
WAS	3	5:01	Portis 9 run (pass failed) (10-83, 4:46)	17-15
NO	3	0:02	Bush 55 punt return (Gramatica kick)	24-15
WAS	4	5:59	Portis 8 run (Suisham kick) (8-82, 4:37)	24-22
WAS	4	3:29	Moss 67 pass from Campbell (Suisham kick) (1-67, 0:09)	24-29

FIELD GOALS (made () and missed)

NO: Gramatica (49)

WAS: Suisham 49WL (22) (36) 30WL (35)

2 @ WASHINGTON



NEW ORLEANS SAINTS						WASHINGTON REDSKINS					
RUSHING	ATT	YDS	AVG	LG	TD	RUSHING	ATT	YDS	AVG	LG	TD
Bush	10	28	2.8	9	0	Portis	21	96	4.6	13	2
McAllister	2	10	5.0	5	0	Moss	1	27	27.0	27	0
Brees	1	9	9.0	9	0	Betts	6	25	4.2	14	0
Thomas	6	8	1.3	4	1	Campbell	3	1	0.3	3	0
Total	19	55	2.9	9	1	Total	31	149	4.8	27	2

NEW ORLEANS SAINTS						WASHINGTON REDSKINS									
PASSING	ATT	CMP	YDS	SK/YD	TD	LG	INT	PASSING	ATT	CMP	YDS	SK/YD	TD	LG	INT
Brees	33	22	216	2/21	1	22	2	Campbell	36	24	321	2/15	1	67t	0
Total	33	22	216	2/21	1	22	2	Total	36	24	321	2/15	1	67t	0

NEW ORLEANS SAINTS						WASHINGTON REDSKINS					
RECEIVING	NO	YDS	AVG	LG	TD	RECEIVING	NO	YDS	AVG	LG	TD
Bush	7	63	9.0	14	0	Moss	7	164	23.4	67t	1
Patten	5	55	11.0	22	0	Coolley	5	72	14.4	27	0
Thomas	2	29	14.5	18	0	Randle EI	4	53	13.3	17	0
Shockey	2	22	11.0	14	0	Betts	2	8	4.0	8	0
Henderson	2	6	3.0	5	0	Portis	2	3	1.5	4	0
Meachem	1	19	19.0	19t	1	Thrash	1	8	8.0	8	0
Campbell	1	12	12.0	12	0	Kelly	1	6	6.0	6	0
Moore	1	7	7.0	7	0	Davis	1	6	6.0	6	0
Karney	1	3	3.0	3	0	Sellers	1	1	1.0	1	0
Total	22	216	9.8	22	1	Total	24	321	13.4	67t	1

NEW ORLEANS SAINTS						WASHINGTON REDSKINS					
INT	NO	YDS	AVG	LG	TD	INT	NO	YDS	AVG	LG	TD
Horton	2	10	5.0	10	0	Horton	2	10	5.0	10	0
Total	0	0	0.0	0	0	Total	2	10	5.0	10	0

NEW ORLEANS SAINTS						WASHINGTON REDSKINS							
PUNTING	NO	YDS	AVG	TB	I20	LG	PUNTING	NO	YDS	AVG	TB	I20	LG
Weatherford	5	223	44.6	0	2	56	Brooks	2	66	33.0	0	0	38
Total	5	223	44.6	0	2	56	Total	2	66	33.0	0	0	38

NEW ORLEANS SAINTS						WASHINGTON REDSKINS							
PT RET	NO	YDS	AVG	FC	LG	TD	PT RET	NO	YDS	AVG	FC	LG	TD
Bush	1	55	55.0	0	55t	1	Randle EI	4	23	5.8	0	10	0
Total	1	55	55.0	0	55t	1	Total	4	23	5.8	0	10	0

NEW ORLEANS SAINTS						WASHINGTON REDSKINS							
KO RET	NO	YDS	AVG	FC	LG	TD	KO RET	NO	YDS	AVG	FC	LG	TD
Thomas	2	40	20.0	0	23	0	Cartwright	3	76	25.3	0	36	0
Moore	1	36	36.0	0	36	0							
Copper	1	17	17.0	0	17	0							
Total	4	93	23.3	0	36	0	Total	3	76	25.3	0	36	0

TEAM STATISTICS	NO	WAS	TEAM STATISTICS	NO	WAS
TOTAL FIRST DOWNS	16	25	FGs-PATs HAD BLOCKED	0-0	0-0
By Rushing	3	8	Net Punting Avg.	40.0	5.5
By Passing	11	15	TOTAL RETURN YARDAGE	55	33
By Penalty	2	2	No. and Yards Punt Returns	1-55	4-23
3rd DOWN EFFICIENCY	3-10-30%	3-11-27%	No. and Yards Kickoff Returns	4-93	3-76
4th DOWN EFFICIENCY	0-0-0%	1-1-100%	No. and Yards Interception Returns	0-0	2-10
TOTAL NET YARDS	250	455	PENALTIES: No.-Yds.	5-55	4-26
Total Plays	54	69	FUMBLES: No.-Lost	1-1	1-1
Avg. Per Play	4.6	6.6	TOUCHDOWNS	3	3
NET YARDS RUSHING	55	149	Rushing	1	2
Total Rushes	19	31	Passing	1	1
Avg. Per Play	2.9	4.8	Punt Returns	1	0
Tackles For Loss-Yards	1-3	2-3	EXTRA POINTS: Made-Att.	3-3	2-3
NET YARDS PASSING	195	306	Kicking: Made-Att.	3-3	2-2
Sacked-Yards Lost	2-21	2-15	Passing: Made-Att.	0-0	0-1
Gross Yards	216	321	FIELD GOALS: Made-Att.	1-1	3-5
PASSING: Att.-Comp.-INT	33-22-2	36-24-0	RED ZONE EFFICIENCY	2-2-100%	2-6-33%
Avg. Per Play	5.6	8.1	GOAL-TO-GO EFFICIENCY	1-1-100%	1-1-100%
KICKOFFS: No.-In EZ-Touchbacks	4-2-1	7-5-3	SAFETIES	0	0
PUNTS: No.-Avg.	5-44.6	2-33.0	FINAL SCORE	24	29
Had Blocked	0	0	TIME OF POSSESSION	25:46	34:14

2008 GAME BY GAME REVIEW

2008 GAME BY GAME REVIEW

AT DENVER GAME 3

BRONCOS: 34 SAINTS: 32
 INVESCO FIELD AT MILE HIGH
 DENVER, COLO. - 9/21/08
 ATTENDANCE: 75,713 TIME: 3:16



Those expecting an offensive shootout were not disappointed, but a potential

Saints victory was undermined by a pair of missed field goals and two failed short-yardage conversion attempts.

New Orleans found itself looking up at a 21-3 deficit just 16 minutes into the game when Denver LB **Nate Webster** recovered a fumble

and returned it 34 yards for a touchdown on the second play of the second quarter. The defensive score came after a pair of first quarter TD passes by QB **Jay Cutler** pushed the Broncos to the early lead.

The Saints then began to claw their way back into the contest, scoring twice in a span of less than three minutes. Following a five-yard touchdown run by RB **Pierre Thomas**, CB **Mike McKenzie** intercepted a Cutler pass and just a few plays later RB **Reggie Bush** scored on a 23-yard dash, narrowing the gap to 21-17.

Given a chance to tie the game after a Broncos field goal, the Saints weren't able to score on three plays from the Denver one-yard line, turning the ball over on downs. DE **Charles Grant** made a tackle in the end zone for a safety and the final possession of the half saw the Saints get in

position for a 51-yard field goal, but it was pulled wide to the left.

! GAME NOTES

QB Drew Brees threw for 421 yards and completed a club-record 39 passes. It was the third 400-plus-yard day of his career.

RB Reggie Bush had a team-high 148 yards of offense and 11 catches. He had rushing and receiving TDs in the same game for the third time in his career.

The 502 yards of offense posted by the Saints was the team's fifth 500-yard game since Coach **Sean Payton** took the reins of the offense in 2006.

DE Charles Grant tackled Denver RB **Ahmad Hall** in the end zone for the first safety in his seven NFL seasons.

Bush (six-yard reception) and Thomas (10-yard run) each posted their second touchdowns of the afternoon in the second half to cut the margin to 34-32.

LB **Scott Shanle** forced a fumble deep in Saints territory that set up a potential game-winning drive only to see Denver stop the Saints on a third-and-one at the two-minute warning and K **Martin Gramatica** push a go-ahead 43-yard field goal past the right upright.

SAINTS - BRONCOS GAME SUMMARY

New Orleans Saints	3	16	7	6	-	32
Denver Broncos	14	10	10	0	-	34

Team	Qtr	Time	Play Description (Extra Point) (Drive Info)	V-H
DEN	1	9:01	Jackson 1 pass from Cutler (Prater kick) (10-45, 4:29)	0-7
NO	1	2:07	Gramatica 43 FG (12-55, 6:54)	3-7
DEN	1	0:27	Marshall 35 pass from Cutler (Prater kick) (3-65, 1:40)	3-14
DEN	2	14:11	Webster 34 fumble return (Prater kick)	3-21
NO	2	9:16	Thomas 5 run (Gramatica kick) (10-80, 4:55)	10-21
NO	2	6:51	Bush 23 run (Gramatica kick) (5-36, 2:12)	17-21
DEN	2	2:55	Prater 27 FG (8-58, 3:56)	17-24
NO	2	0:23	Hall tackled in end zone by Grant for a safety	19-24
DEN	3	7:37	Pittman 2 run (Prater kick) (12-80, 4:52)	19-31
NO	3	7:02	Bush 6 pass from Brees (Gramatica kick) (2-80, 0:35)	26-31
DEN	3	2:20	Prater 34 FG (9-65, 4:42)	26-34
NO	4	10:00	Thomas 10 run (pass failed) (15-76, 7:20)	32-34

FIELD GOALS (made (!) and missed)

NO: Gramatica (43) 51WL 43WR

DEN: Prater (27) (34)

3 @ DENVER

NEW ORLEANS SAINTS						DENVER BRONCOS					
RUSHING	ATT	YDS	AVG	LG	TD	RUSHING	ATT	YDS	AVG	LG	TD
Bush	18	73	4.1	23t	1	Young	11	65	5.9	19	0
Thomas	6	15	2.5	10t	2	Hall	6	25	4.2	14	0
Brees	1	0	0.0	0	0	Cutler	1	7	7.0	7	0
						Royal	1	6	6.0	6	0
						Pittman	5	2	0.4	2t	1
Total	25	88	3.5	23t	3	Total	24	105	4.4	19	1

NEW ORLEANS SAINTS						DENVER BRONCOS									
PASSING	ATT	CMP	YDS	SK/YD	TD	LG	INT	PASSING	ATT	CMP	YDS	SK/YD	TD	LG	INT
Brees	48	39	421	1/7	1	74	0	Cutler	34	21	264	0/0	2	35t	1
Total	48	39	421	1/7	1	74	0	Total	34	21	264	0/0	2	35t	1

NEW ORLEANS SAINTS						DENVER BRONCOS					
RECEIVING	NO	YDS	AVG	LG	TD	RECEIVING	NO	YDS	AVG	LG	TD
Bush	11	75	6.8	23	1	Marshall	6	155	25.8	35t	1
Shockey	8	75	9.4	16	0	Scheffler	4	32	8.0	11	0
Moore	7	78	11.1	18	0	Royal	4	11	2.8	5	0
Thomas	3	8	2.7	4	0	Stokley	3	29	9.7	17	0
Meachem	2	86	43.0	74	0	Graham	1	21	21.0	21	0
Henderson	2	42	21.0	23	0	Pittman	1	8	8.0	8	0
Miller	2	41	20.5	28	0	Young	1	7	7.0	7	0
Patten	2	12	6.0	8	0	Jackson	1	1	1.0	1t	1
Karney	2	4	2.0	3	0						
Total	39	421	10.8	74	1	Total	21	264	12.6	35t	2

NEW ORLEANS SAINTS						DENVER BRONCOS					
INT	NO	YDS	AVG	LG	TD	INT	NO	YDS	AVG	LG	TD
McKenzie	1	14	14.0	14	0						
Total	1	14	14.0	14	0	Total	0	0	0.0	0	0

NEW ORLEANS SAINTS						DENVER BRONCOS							
PUNTING	NO	YDS	AVG	TB	I20	LG	PUNTING	NO	YDS	AVG	TB	I20	LG
Weatherford	2	114	57.0	1	0	60	Kern	2	105	52.5	0	0	56
Total	2	114	57.0	1	0	60	Total	2	105	52.5	0	0	56


NEW ORLEANS SAINTS						DENVER BRONCOS							
PT RET	NO	YDS	AVG	FC	LG	TD	PT RET	NO	YDS	AVG	FC	LG	TD
Bush	2	30	15.0	0	17	0	Royal	1	22	22.0	0	22	0
Total	2	30	15.0	0	17	0	Total	1	22	22.0	0	22	0

NEW ORLEANS SAINTS						DENVER BRONCOS							
KO RET	NO	YDS	AVG	FC	LG	TD	KO RET	NO	YDS	AVG	FC	LG	TD
Thomas	3	60	20.0	0	25	0	Hall	2	50	25.0	0	28	0
							Hillis	2	47	23.5	0	25	0
Total	3	60	20.0	0	25	0	Total	4	97	24.3	0	28	0

TEAM STATISTICS	NO	DEN	TEAM STATISTICS	NO	DEN
TOTAL FIRST DOWNS	27	20	FGs-PATs HAD BLOCKED	0-0	0-0
By Rushing	7	7	Net Punting Avg.	36.0	37.5
By Passing	20	11	TOTAL RETURN YARDAGE	44	22
By Penalty	0	2	No. and Yards Punt Returns	2-30	1-22
3rd DOWN EFFICIENCY	8-14-57%	6-10-60%	No. and Yards Kickoff Returns	3-60	4-97
4th DOWN EFFICIENCY	0-1-0%	0-0-0%	No. and Yards Interception Returns	1-14	0-0
TOTAL NET YARDS	502	369	PENALTIES: No.-Yds.	4-51	3-20
Total Plays	74	58	FUMBLES: No.-Lost	2-1	1-1
Avg. Per Play	6.8	6.4	TOUCHDOWNS	4	4
NET YARDS RUSHING	88	105	Rushing	3	1
Total Rushes	25	24	Passing	1	2
Avg. Per Play	3.5	4.4	Fumbles	0	1
Tackles For Loss-Yards	3-5	4-8	EXTRA POINTS: Made-Att.	3-4	4-4
NET YARDS PASSING	414	264	Kicking: Made-Att.	3-3	4-4
Sacked-Yards Lost	1-7	0-0	Passing: Made-Att.	0-1	0-0
Gross Yards	421	264	FIELD GOALS: Made-Att.	1-3	2-2
PASSING: Att.-Comp.-INT	48-39-0	34-21-1	RED ZONE EFFICIENCY	3-4-75%	2-5-40%
Avg. Per Play	8.4	7.8	GOAL-TO-GO EFFICIENCY	2-3-67%	2-3-67%
KICKOFFS: No.-In EZ-Touchbacks	6-2-2	8-6-4	SAFETIES	1	0
PUNTS: No.-Avg.	2-57.0	2-52.5	FINAL SCORE	32	34
Had Blocked	0	0	TIME OF POSSESSION	32:48	27:12

VS. SAN FRANCISCO GAME 4

SAINTS: 31 49ERS: 17
 LOUISIANA SUPERDOME
 NEW ORLEANS, LA. - 9/28/08
 ATTENDANCE: 70,008 TIME: 3:16



The Saints returned to the Superdome after two weeks on the road to open a rare three-game homestand with long-time rival San Francisco. Snapping a two-game losing streak, New Orleans used a combination of a potent passing attack that put up 363 yards through the air and a strong pass rush that registered six sacks of one-time Saints QB **J.T. O'Sullivan** to even their record at 2-2.

A quiet first quarter saw the 49ers take a 3-0 lead on the first of K **Joe Nedney's** three field goals. The second quarter belonged to the New Orleans passing attack, as QB **Drew Brees** hooked up with WR **Lance Moore** on a pair of scoring strikes, first from five yards out and later on a 33-yarder, the first set up when DE **Will Smith** forced a fumble inside 49er territory.

Just prior to halftime, Brees connected with WR **Robert Meachem** on a 47-yard strike to wrap up a four-play, 74-yard drive in 52 seconds to take a 21-6 advantage into the break.

The Dome's loudest roar of the afternoon was saved for early in the fourth quarter when RB **Duce McAllister** took a handoff and dove over the left side of the

offensive line for a one-yard touchdown – the 50th of his career – to cap a 20-carry afternoon.

GAMENOTES

With seven catches for 101 yards, WR Lance Moore turned in his first career 100-yard day. His two TD grabs also gave Moore his first career multi-touchdown game.

QB Drew Brees threw for three TDs and 363 yards to cap a September where completed 107 of 148 passes for 1,343 yards, eight touchdowns and a rating of 106.9 to earn NFC Offensive Player of the Month honor.

The six sacks by the Saints were the most since notching six at Minnesota on Sept. 25, 2005. DE Charles Grant had two for the seventh time in his career and the first time since the 2004 season finale at Carolina.

Rookie Carl Nicks stepped into the starting lineup at LG, a position the fifth-round pick would hold down for the remaining 13 games of the season.

A San Francisco touchdown and two-point conversion late in the fourth quarter came after the Saints defense put the game away with a pair of interceptions – including the first career pick by rookie CB **Tracy Porter**, who also added a sack in the contest on a blitz.

SAINTS-49ERS GAME SUMMARY

San Francisco 49ers	3	3	3	8	-	17
New Orleans Saints	0	21	0	10	-	31

Team	Qtr	Time	Play Description (Extra Point) (Drive Info)	V-H
SF	1	7:22	Nedney 47 FG (10-63, 5:26)	3-0
NO	2	9:31	Moore 5 pass from Brees (Gramatica kick) (6-32, 3:17)	3-7
NO	2	3:00	Moore 33 pass from Brees (Gramatica kick) (10-65, 4:58)	3-14
SF	2	1:44	Nedney 49 FG (6-15, 1:16)	6-14
NO	2	0:52	Meachem 47 pass from Brees (Gramatica kick) (4-74, 0:52)	6-21
SF	3	10:18	Nedney 38 FG (10-48, 4:42)	9-21
NO	4	11:23	McAllister 1 run (Gramatica kick) (10-91, 6:12)	9-28
SF	4	4:08	Bruce 5 pass from O'Sullivan (O'Sullivan-Gore pass) (6-97, 2:18)	17-28
NO	4	0:27	Gramatica 31 FG (7-17, 3:41)	17-31

FIELD GOALS (made () and missed)

SF: Nedney (47) (49) (38)

NO: Gramatica (31)

4 VS. SAN FRANCISCO




SAN FRANCISCO 49ERS						NEW ORLEANS SAINTS									
RUSHING	ATT	YDS	AVG	LG	TD	RUSHING	ATT	YDS	AVG	LG	TD				
Gore	16	82	5.1	11	0	McAllister	20	73	3.7	10	1				
Foster	1	9	9.0	9	0	Bush	10	31	3.1	10	0				
O'Sullivan	2	0	0.0	1	0	Thomas	1	1	1.0	1	0				
						Brees	1	-1	-1.0	-1	0				
Total	19	91	4.8	11	0	Total	32	104	3.3	10	1				
PASSING						PASSING									
ATT	CMP	YDS	SK/YD	TD	LG	INT	ATT	CMP	YDS	SK/YD	TD	LG	INT		
O'Sullivan	36	18	257	6/36	1	36	2	Brees	35	23	363	0/0	3	81	1
Total	36	18	257	6/36	1	36	2	Total	35	23	363	0/0	3	81	1
RECEIVING						RECEIVING									
NO	YDS	AVG	LG	TD		NO	YDS	AVG	LG	TD					
Battle	7	120	17.1	36	0	Moore	7	101	14.4	33t	2				
Bruce	5	54	10.8	23	1	Bush	5	7	1.4	7	0				
Gore	2	31	15.5	24	0	Miller	3	30	10.0	18	0				
Walker	1	21	21.0	21	0	Meachem	2	99	49.5	52	1				
Davis	1	19	19.0	19	0	Sobomehin	2	8	4.0	10	0				
Morgan	1	10	10.0	10	0	Henderson	1	81	81.0	81	0				
Foster	1	2	2.0	2	0	Patten	1	21	21.0	21	0				
						McAllister	1	10	10.0	10	0				
Total	18	257	14.3	36	1	Campbell	1	6	6.0	6	0				
						Total	23	363	15.8	81	3				
INT						INT									
NO	YDS	AVG	LG	TD		NO	YDS	AVG	LG	TD					
Spikes	1	0	0.0	0	0	Porter	1	25	25.0	25	0				
						Kaeviharn	1	13	13.0	13	0				
Total	1	0	0.0	0	0	Total	2	38	19.0	25	0				
PUNTING						PUNTING									
NO	YDS	AVG	TB	I20	LG	NO	YDS	AVG	TB	I20	LG				
Lee	3	123	41.0	0	2	43	Weatherford	3	92	30.7	0	1	40		
Total	3	123	41.0	0	2	43	Total	3	92	30.7	0	1	40		
PT RET						PT RET									
NO	YDS	AVG	FC	LG	TD	NO	YDS	AVG	FC	LG	TD				
Rossum	0	0	0.0	1	0	0	Bush	0	0	0.0	1	0	0		
							Moore	0	0	0.0	1	0	0		
Total	0	0	0.0	1	0	0	Total	0	0	0.0	2	0	0		
KO RET						KO RET									
NO	YDS	AVG	FC	LG	TD	NO	YDS	AVG	FC	LG	TD				
Rossum	4	149	37.3	0	55	0	Thomas	3	86	28.7	0	31	0		
Balmer	1	14	14.0	0	14	0	Copper	1	18	18.0	0	18	0		
Robinson	1	7	7.0	0	7	0									
Total	6	170	28.3	0	55	0	Total	4	104	26.0	0	31	0		

TEAM STATISTICS	SF	NO	TEAM STATISTICS	SF	NO
TOTAL FIRST DOWNS	20	24	FGs-PATs HAD BLOCKED	0-0	0-0
By Rushing	4	6	Net Punting Avg.	41.0	30.7
By Passing	12	12	TOTAL RETURN YARDAGE	0	38
By Penalty	4	6	No. and Yards Punt Returns	0-0	0-0
3rd DOWN EFFICIENCY	3-10-30%	6-11-55%	No. and Yards Kickoff Returns	6-170	4-104
4th DOWN EFFICIENCY	1-1-100%	0-1-0%	No. and Yards Interception Returns	1-0	2-38
TOTAL NET YARDS	312	467	PENALTIES: No.-Yds.	9-63	13-123
Total Plays	61	67	FUMBLES: No.-Lost	1-1	1-1
Avg. Per Play	5.1	7.0	TOUCHDOWNS	1	4
NET YARDS RUSHING	91	104	Rushing	0	1
Total Rushes	19	32	Passing	1	3
Avg. Per Play	4.8	3.3	Interceptions	0	0
Tackles For Loss-Yards	0-0	2-3	EXTRA POINTS: Made-Att.	1-1	4-4
NET YARDS PASSING	221	363	Kicking: Made-Att.	0-0	4-4
Sacked-Yards Lost	6-36	0-0	Passing: Made-Att.	1-1	0-0
Gross Yards	257	363	FIELD GOALS: Made-Att.	3-3	1-1
PASSING: Att.-Comp.-INT	36-18-2	35-23-1	RED ZONE EFFICIENCY	1-4-25%	2-4-50%
Avg. Per Play	5.3	10.4	GOAL-TO-GO EFFICIENCY	1-1-100%	2-3-67%
KICKOFFS: No.-In EZ-Touchbacks	5-1-0	6-1-0	SAFETIES	0	0
PUNTS: No.-Avg.	3-41.0	3-30.7	FINAL SCORE	17	31
Had Blocked	0	0	TIME OF POSSESSION	27:05	32:55

VS. MINNESOTA GAME 5

VIKINGS: 30 SAINTS: 27
 LOUISIANA SUPERDOME
 NEW ORLEANS, LA. - 10/6/08
 ATTENDANCE: 70,015 TIME: 3:26



Monday Night Football in the Superdome often leads to memorable games and this matchup would prove to be no different. A contest highlighted by spectacular plays by both teams on special teams would ultimately come down to a battle of field goals – one missed by Saints K. Martin Gramatica at the two-minute warning and the subsequent game-winner from Minnesota's Ryan Longwell with 0:13 left.

Following a 56-yard kick return on the opening kickoff by Saints RB Pierre Thomas, the Saints scored eight plays later on a 17-yard TD pass from QB Drew Brees to WR Devery Henderson. New Orleans was poised to extend their lead to 10-0 minutes later before Minnesota DT Kevin Williams blocked a field goal attempt and Vikings CB Antoine Winfield scooped up the ball and raced 59 yards to knot the score at 7-7.

After the teams traded field goals to round out the opening period, Winfield struck again, sacking Brees and knocking the ball free to give the Vikings the ball inside the New Orleans 10. An option pass by RB Chester Taylor put the visitors on top and they extended the lead to 20-10 at halftime.

Reggie Bush would respond with a huge

second half, as the speedy running back ran back a pair of punts for touchdowns, becoming just the 12th player in NFL history to pull off that feat. He scored on a 71-yard return late

GAMENOTES

RB Reggie Bush returned two punts for touchdowns, marking just the 12th time in NFL history a player had done so and the first time a Saints player had achieved the feat. He averaged 35.2 yards on five punt returns and tallied 269 all-purpose yards (176 punt return, 64 receiving, 29 rushing).

The defense held Minnesota RB Adrian Peterson – who would go on to win the league's rushing title – to just 32 yards on 21 carries, an average of just 1.5 yards per rush.

WR Devery Henderson led the Saints with 104 receiving yards on four catches, marking the fifth 100-yard receiving game of his career.

The combined 354 kick return yards (176 punt, 178 kickoff) by the Saints were the most in the team's 42-year history.

in the third quarter and his 64-yard runback set the home fans into a frenzy early in the fourth as the Saints took a 27-20 lead.

Minnesota tied the game midway through the final quarter on a 33-yard scoring strike from QB Gus Frerotte to WR Bernard Berrian, setting up Longwell's field goal in the final moments.

SAINTS-VIKINGS GAME SUMMARY

Minnesota Vikings	10	10	0	10	-	30
New Orleans Saints	10	0	7	10	-	27

Team	Qtr	Time	Play Description (Extra Point) (Drive Info)	V-H
NO	1	11:09	Henderson 17 pass from Brees (Gramatica kick) (8-47, 3:51)	0-7
MIN	1	6:20	Winfield 59 blocked field goal return (Longwell kick)	7-7
NO	1	2:58	Gramatica 35 FG (8-34, 3:22)	7-10
MIN	1	0:53	Longwell 53 FG (4-4, 2:05)	10-10
MIN	2	13:19	Shiancoe 4 pass from Taylor (Longwell kick) (3-5, 1:32)	17-10
MIN	2	0:04	Longwell 33 FG (15-72, 3:20)	20-10
NO	3	1:46	Bush 71 punt return (Gramatica kick)	20-17
NO	4	13:20	Gramatica 53 FG (6-14, 1:40)	20-20
NO	4	11:36	Bush 64 punt return (Gramatica kick)	20-27
MIN	4	7:10	Berrian 33 pass from Frerotte (Longwell kick) (7-75, 4:26)	27-27
MIN	4	0:13	Longwell 30 FG (6-51, 1:45)	30-27

FIELD GOALS (made () and missed)

MIN: Longwell (53) (33) (30)

NO: Gramatica 46B (35) (53) 46WL

5 VS. MINNESOTA



MINNESOTA VIKINGS							NEW ORLEANS SAINTS								
RUSHING	ATT	YDS	AVG	LG	TD		RUSHING	ATT	YDS	AVG	LG	TD			
Peterson	21	32	1.5	7	0		Bush	12	29	2.4	10	0			
Taylor	3	8	2.7	5	0		McAllister	6	13	2.2	6	0			
Frerotte	2	4	2.0	5	0		Henderson	1	7	7.0	7	0			
							Brees	3	6	2.0	6	0			
Total	26	44	1.7	7	0		Total	22	55	2.5	10	0			
PASSING	ATT	CMP	YDS	SK/YD	TD	LG	INT	PASSING	ATT	CMP	YDS	SK/YD	TD	LG	INT
Frerotte	36	19	222	1/0	1	36	0	Brees	46	26	330	1/10	1	52	2
Taylor	1	1	4	0/0	1	4t	0								
Total	37	20	226	1/0	2	36	0	Total	46	26	330	1/10	1	52	2
RECEIVING	NO	YDS	AVG	LG	TD			RECEIVING	NO	YDS	AVG	LG	TD		
Wade	8	64	8.0	17	0			Bush	7	64	9.1	21	0		
Berrian	6	110	18.3	36	1			Moore	5	31	6.2	12	0		
Shiancoe	2	16	8.0	12	1			Henderson	4	104	26.0	52	1		
Taylor	2	14	7.0	9	0			Miller	4	61	15.3	41	0		
Allison	1	13	13.0	13	0			Campbell	3	39	13.0	22	0		
Peterson	1	9	9.0	9	0			Meachem	2	31	15.5	21	0		
								Stecker	1	0	0.0	0	0		
Total	20	226	11.3	36	2			Total	26	330	12.7	52	1		
INT	NO	YDS	AVG	LG	TD			INT	NO	YDS	AVG	LG	TD		
Leber	1	1	1.0	1	0										
Johnson	1	0	0.0	0	0										
Total	2	1	0.5	1	0			Total	0	0	0.0	0	0		
PUNTING	NO	YDS	AVG	TB	I20	LG		PUNTING	NO	YDS	AVG	TB	I20	LG	
Kluwe	7	303	43.3	1	3	52		Weatherford	2	86	43.0	0	0	45	
Total	7	303	43.3	1	3	52		Total	2	86	43.0	0	0	45	
PT RET	NO	YDS	AVG	FC	LG	TD		PT RET	NO	YDS	AVG	FC	LG	TD	
Gordon	0	0	0.0	0	0	0		Bush	5	176	35.2	0	71t	2	
								Moore	0	0	0.0	1	0	0	
Total	0	0	0.0	0	0	0		Total	5	176	35.2	1	71t	2	
KO RET	NO	YDS	AVG	FC	LG	TD		KO RET	NO	YDS	AVG	FC	LG	TD	
Hicks	4	93	23.3	0	27	0		Thomas	5	168	33.6	0	56	0	
Taylor	1	24	24.0	0	24	0		Stecker	2	10	5.0	0	10	0	
Total	5	117	23.4	0	27	0		Total	7	178	25.4	0	56	0	

TEAM STATISTICS	MIN	NO	TEAM STATISTICS	MIN	NO
TOTAL FIRST DOWNS	16	17	FGs-PATs HAD BLOCKED	0-0	1-0
By Rushing	2	3	Net Punting Avg.	15.3	43.0
By Passing	12	14	TOTAL RETURN YARDAGE	1	176
By Penalty	2	0	No. and Yards Punt Returns	0-0	5-176
3rd DOWN EFFICIENCY	5-15-33%	7-15-47%	No. and Yards Kickoff Returns	5-117	7-178
4th DOWN EFFICIENCY	0-0-0%	1-1-100%	No. and Yards Interception Returns	2-1	0-0
TOTAL NET YARDS	270	375	PENALTIES: No.-Yds.	7-60	11-102
Total Plays	64	69	FUMBLES: No.-Lost	1-0	5-2
Avg. Per Play	4.2	5.4	TOUCHDOWNS	3	3
NET YARDS RUSHING	44	55	Rushing	0	0
Total Rushes	26	22	Passing	2	1
Avg. Per Play	1.7	2.5	Punt Returns	0	2
Tackles For Loss-Yards	6-14	4-5	Blocked Kick Returns	1	0
NET YARDS PASSING	226	320	EXTRA POINTS: Made-Att.	3-3	3-3
Sacked-Yards Lost	1-0	1-10	Kicking: Made-Att.	3-3	3-3
Gross Yards	226	330	FIELD GOALS: Made-Att.	3-3	2-4
PASSING: Att.-Comp.-INT	37-20-0	46-26-2	RED ZONE EFFICIENCY	1-3-33%	1-4-25%
Avg. Per Play	5.9	6.8	GOAL-TO-GO EFFICIENCY	1-1-100%	0-0-0%
KICKOFFS: No.-In EZ-Touchbacks	7-2-0	6-0-0	SAFETIES	0	0
PUNTS: No.-Avg.	7-43.3	2-43.0	FINAL SCORE	30	27
Had Blocked	0	0	TIME OF POSSESSION	27:51	32:09

VS. OAKLAND GAME 6



SAINTS: 34 RAIDERS: 3
 LOUISIANA SUPERDOME
 NEW ORLEANS, I.A. - 10/12/08
 ATTENDANCE: 70,068 TIME: 2:49

Playing in front of a home crowd for the third time in as many weeks and the last time for 43 days, the Saints turned in their most complete team performance thus far as they defeated the visiting Oakland Raiders 34-3. All phases of the game were clicking as New Orleans outgained its opponent by more than 200 yards and didn't commit a turnover while forcing two.

A slow start for the Saints saw them trailing 3-0 after the opening 15 minutes, but a marathon 18-play, 86-yard drive that consumed 10:59 of the second quarter was capped by a three-yard scoring burst by RB **Reggie Bush**.

The touchdown would set off a run of 34 unanswered points. Rookie K **Taylor Mehlhaff** booted a 44-yard field goal just before the half.

QB **Drew Brees** turned in a memorable performance in a season full of them, completing 26 of 30 passes (86.7 pct.) for 320 yards and three touchdowns.

Brees spread the ball to nine different receivers and had three separate recipients on his TD passes - an eight-yarder to RB **Aaron Stecker**, a 15-yarder to Bush and a

two-yard toss to TE **Mark Campbell** to cap the scoring at 34-3.

! GAME NOTES

QB Drew Brees was named NFC Offensive Player of the Week for his performance in the win. The award was Brees' fifth since joining the Saints in 2007 and the seventh of his career.

The two sacks by DE Bobby McCray tied a career-high and marked the fourth time in his five seasons that he had a pair of sacks in a contest.

RB Reggie Bush scored a rushing and receiving touchdown in the same game for the fourth time in his career. It also marked the second consecutive week that the third-year veteran had scored two touchdowns and the third time on the season.

The defense limited the Raiders to just 226 yards of total offense, the lowest total they would allow an opponent all season, being matched at Chicago in December.

The defense set up two of those second-half touchdowns, first when CB **Jason David** picked off a QB **JaMarcus Russell** pass and later when DE **Bobby McCray** sacked the Oakland passer and stripped the ball. McCray would later add a second sack of Russell.

SAINTS-RAIDERS GAME SUMMARY

Oakland Raiders	3	0	0	0	-	3
New Orleans Saints	0	10	14	10	-	34

Team	Qtr	Time	Play Description (Extra Point) (Drive Info)	V-H
OAK	1	9:44	Janikowski 24 FG (9-33, 3:28)	3-0
NO	2	3:45	Bush 3 run (Mehlhaff kick) (18-86, 10:59)	3-7
NO	2	0:50	Mehlhaff 44 FG (6-27, 0:58)	3-10
NO	3	7:42	Stecker 8 pass from Brees (Mehlhaff kick) (11-55, 5:46)	3-17
NO	3	5:57	Bush 15 pass from Brees (Mehlhaff kick) (2-17, 0:37)	3-24
NO	4	14:10	Mehlhaff 33 FG (7-65, 3:17)	3-27
NO	4	11:04	Campbell 2 pass from Brees (Mehlhaff kick) (3-32, 1:35)	3-34

FIELD GOALS (made (I) and missed)
OAK: Janikowski (24) 57WL 59WL

NO: Mehlhaff 31WR (44) (33)

6 VS. OAKLAND



OAKLAND RAIDERS						NEW ORLEANS SAINTS					
RUSHING	ATT	YDS	AVG	LG	TD	RUSHING	ATT	YDS	AVG	LG	TD
Fargas	10	35	3.5	7	0	McAllister	13	65	5.0	9	0
McFadden	8	30	3.8	8	0	Bush	14	27	1.9	5	1
Russell	1	11	11.0	11	0	Thomas	3	18	6.0	13	0
Bush	3	9	3.0	5	0	Brees	1	7	7.0	7	0
						Stecker	1	3	3.0	3	0
						Karney	1	2	2.0	2	0
Total	22	85	3.9	11	0	Total	33	122	3.7	13	1

PASSING						PASSING							
Russell	ATT	CMP	YDS	SK/YD	TD	Brees	ATT	CMP	YDS	SK/YD	TD	LG	INT
Russell	35	13	159	2/18	0	Brees	30	26	320	1/1	3	51	0
Total	35	13	159	2/18	0	Total	30	26	320	1/1	3	51	0

RECEIVING						RECEIVING					
Miller	NO	YDS	AVG	LG	TD	Moore	NO	YDS	AVG	LG	TD
Miller	3	46	15.3	23	0	Moore	7	97	13.9	27	0
Curry	3	32	10.7	13	0	Miller	3	53	17.7	25	0
Higgins	1	35	35.0	35	0	Bush	3	40	13.3	21	1
Lelie	1	11	11.0	11	0	Campbell	3	37	12.3	29	1
Schilens	1	9	9.0	9	0	Karney	3	3	1.0	4	0
Griffith	1	8	8.0	8	0	Henderson	2	68	34.0	51	0
Walker	1	7	7.0	7	0	McAllister	2	7	3.5	4	0
Stewart	1	7	7.0	7	0	Ryan	2	7	3.5	5	0
Bush	1	4	4.0	4	0	Stecker	1	8	8.0	8t	1
Total	13	159	12.2	35	0	Total	26	320	12.3	51	3

INT						INT					
Total	NO	YDS	AVG	LG	TD	David	NO	YDS	AVG	LG	TD
Total	0	0	0.0	0	0	David	1	18	18.0	18	0
						Total	1	18	18.0	18	0

PUNTING						PUNTING							
Lechler	NO	YDS	AVG	TB	I20	LG	Weatherford	NO	YDS	AVG	TB	I20	LG
Lechler	4	199	49.8	1	1	65	Weatherford	2	92	46.0	1	0	46
Total	4	199	49.8	1	1	65	Total	2	92	46.0	1	0	46

PT RET						PT RET							
Higgins	NO	YDS	AVG	FC	LG	TD	Bush	NO	YDS	AVG	FC	LG	TD
Higgins	1	35	35.0	0	35	0	Bush	1	8	8.0	1	8	0
Total	1	35	35.0	0	35	0	Total	1	8	8.0	2	8	0

KO RET						KO RET							
Higgins	NO	YDS	AVG	FC	LG	TD	Branch	NO	YDS	AVG	FC	LG	TD
Higgins	4	73	18.3	0	20	0	Branch	1	11	11.0	0	11	0
Total	5	84	16.8	0	20	0	Total	0	0	0.0	0	0	0

TEAM STATISTICS		OAK	NO	TEAM STATISTICS		OAK	NO
TOTAL FIRST DOWNS		12	23	FGs-PATs HAD BLOCKED		0-0	0-0
By Rushing		4	9	Net Punting Avg.		42.8	18.5
By Passing		8	14	TOTAL RETURN YARDAGE		35	26
By Penalty		0	0	No. and Yards Punt Returns		1-35	1-8
3rd DOWN EFFICIENCY	6-16-38%	9-14-64%		No. and Yards Kickoff Returns		5-84	0-0
4th DOWN EFFICIENCY	0-1-0%	0-0-0%		No. and Yards Interception Returns		0-0	1-18
TOTAL NET YARDS		226	441	PENALTIES: No.-Yds.		5-26	3-30
Total Plays		59	64	FUMBLES: No.-Lost		1-1	0-0
Avg. Per Play		3.8	6.9	TOUCHDOWNS		0	4
NET YARDS RUSHING		85	122	Rushing		0	1
Total Rushes		22	33	Passing		0	3
Avg. Per Play		3.9	3.7	EXTRA POINTS: Made-Att.		0-0	4-4
Tackles For Loss-Yards		0-0	3-5	Kicking: Made-Att.		0-0	4-4
NET YARDS PASSING		141	319	FIELD GOALS: Made-Att.		1-3	2-3
Sacked-Yards Lost		2-18	1-1	RED ZONE EFFICIENCY		0-1-0%	4-7-57%
Gross Yards		159	320	GOAL-TO-GO EFFICIENCY		0-1-0%	2-2-100%
PASSING: Att.-Comp.-INT		35-13-1	30-26-0	SAFETIES		0	0
Avg. Per Play		3.8	10.3	FINAL SCORE		3	34
KICKOFFS: No.-In EZ-Touchbacks		2-2-2	7-2-1	TIME OF POSSESSION		23:48	36:12
PUNTS: No.-Avg.		4-49.8	2-46.0				
Had Blocked		0	0				

AT CAROLINA GAME 7

PANTHERS: 30 SAINTS: 7
 BANK OF AMERICA STADIUM
 CHARLOTTE, N.C. - 10/19/08
 ATTENDANCE: 73,687 TIME: 2:54



Kicking off an extended stretch away from home, the Saints slumped in a 30-7 defeat at Carolina to fall to 3-4 on the season. The return to the lineup of WR

Marques Colston and TE **Jeremy Shockey** was overshadowed by the loss of RB **Reggie Bush** who left the game at the half with an injured knee that would sideline him for the next four games.

New Orleans outgained the Panthers 343 to 336 but was unable to overcome a pair of turnovers and two failed conversions on fourth-and-short while the Panthers were turnover-free in the victory.

The Saints took a 7-3 lead on the opening play of the second quarter when FB **Mike Karney** scored on a one-yard dive but the game provided few Saints' highlights after.

Carolina went back on top with an 18-yard run by RB **Jonathan Stewart**, giving the Panthers a 13-7 advantage. On the last play of the first half, Bush hobbled to the locker room after running out of bounds on a punt return. Bush had gained 55 yards on nine carries in the opening two quarters.

Carolina pulled away in the third quarter with QB **Jake Delhomme** throwing a pair of touchdown passes to extend the Panthers' lead to 20 points.

! GAME NOTES

WR Devery Henderson led the Saints with 80 receiving yards on three catches. His 54-yard catch from QB **Drew Brees** in the fourth quarter was his fifth reception of at least 50 yards on the season.

TE Jeremy Shockey returned to action after missing three games with a sports hernia and posted a team-high five receptions, good for 50 yards.

Despite leaving at halftime with an injured knee, RB **Reggie Bush** led the Saints with 55 rushing yards which included a 29-yard run that helped set up the team's only touchdown of the game.

LB Scott Shanle tied for the team-lead with 10 tackles, marking the first of his six double-digit tackle performances of the 2008 season.

Saints QB **Drew Brees** was intercepted by Carolina CB **Ken Lucas** to set up the second of the Carolina scores, putting the outcome no longer in doubt.

SAINTS-PANTHERS GAME SUMMARY

New Orleans Saints	0	7	0	0	-	7
Carolina Panthers	3	10	14	3	-	30

Team	Qtr	Time	Play Description (Extra Point) (Drive Info)	V-H
CAR	1	9:11	Kasay 39 FG (10-50, 5:49)	0-3
NO	2	14:58	Karney 1 run (Mehlhoff kick) (9-78, 4:20)	7-3
CAR	2	9:58	Stewart 18 run (Kasay kick) (4-40, 2:07)	7-10
CAR	2	3:28	Kasay 48 FG (6-31, 2:54)	7-13
CAR	3	12:39	Smith 39 pass from Delhomme (Kasay kick) (3-78, 1:16)	7-20
CAR	3	3:58	Williams 4 pass from Delhomme (Kasay kick) (6-18, 2:55)	7-27
CAR	4	1:57	Kasay 28 FG (16-88, 9:30)	7-30

FIELD GOALS (made () and missed)

NO: None

CAR: Kasay (39) (48) (28)

7 @ CAROLINA



NEW ORLEANS SAINTS						CAROLINA PANTHERS					
RUSHING	ATT	YDS	AVG	LG	TD	RUSHING	ATT	YDS	AVG	LG	TD
Bush	9	55	6.1	29	0	Stewart	17	68	4.0	18t	1
McAllister	9	47	5.2	12	0	Williams	18	66	3.7	17	0
Stecker	2	10	5.0	9	0	Delhomme	1	8	8.0	8	0
Thomas	1	2	2.0	2	0	Hoover	1	1	1.0	1	0
Karney	1	1	1.0	1t	1						
Total	22	115	5.2	29	1	Total	37	143	3.9	18t	1

NEW ORLEANS SAINTS						CAROLINA PANTHERS									
PASSING	ATT	CMP	YDS	SK/YD	TD	LG	INT	PASSING	ATT	CMP	YDS	SK/YD	TD	LG	INT
Brees	39	21	231	1/3	0	54	1	Delhomme	22	14	195	1/2	2	39t	0
Total	39	21	231	1/3	0	54	1	Total	22	14	195	1/2	2	39t	0

NEW ORLEANS SAINTS						CAROLINA PANTHERS					
RECEIVING	NO	YDS	AVG	LG	TD	RECEIVING	NO	YDS	AVG	LG	TD
Shockey	5	50	10.0	25	0	Smith	6	122	20.3	39t	1
Miller	4	56	14.0	28	0	Muhammad	3	43	14.3	16	0
Henderson	3	80	26.7	54	0	Jarrett	1	13	13.0	13	0
Moore	3	10	3.3	4	0	King	1	6	6.0	6	0
Meachem	1	9	9.0	9	0	Hoover	1	4	4.0	4	0
Campbell	1	8	8.0	8	0	Williams	1	4	4.0	4t	1
McAllister	1	6	6.0	6	0	Stewart	1	3	3.0	3	0
Bush	1	5	5.0	5	0						
Stecker	1	5	5.0	5	0						
Karney	1	2	2.0	2	0						
Total	21	231	11.0	54	0	Total	14	195	13.9	39t	2

NEW ORLEANS SAINTS						CAROLINA PANTHERS					
INT	NO	YDS	AVG	LG	TD	INT	NO	YDS	AVG	LG	TD
Lucas	1	31	31.0	31	0	Lucas	1	31	31.0	31	0
Total	0	0	0.0	0	0	Total	1	31	31.0	31	0

NEW ORLEANS SAINTS						CAROLINA PANTHERS							
PUNTING	NO	YDS	AVG	TB	I20	LG	PUNTING	NO	YDS	AVG	TB	I20	LG
Weatherford	5	177	35.4	0	2	39	Baker	5	237	47.4	1	0	50
Total	5	177	35.4	0	2	39	Total	5	237	47.4	1	0	50


NEW ORLEANS SAINTS						CAROLINA PANTHERS							
PT RET	NO	YDS	AVG	FC	LG	TD	PT RET	NO	YDS	AVG	FC	LG	TD
Bush	3	16	5.3	0	9	0	Jones	2	26	13.0	3	24	0
Moore	1	11	11.0	0	11	0							
Total	4	27	6.8	0	11	0	Total	2	26	13.0	3	24	0

NEW ORLEANS SAINTS						CAROLINA PANTHERS							
KO RET	NO	YDS	AVG	FC	LG	TD	KO RET	NO	YDS	AVG	FC	LG	TD
Thomas	4	108	27.0	0	31	0	Jones	2	48	24.0	0	26	0
Total	4	108	27.0	0	31	0	Total	2	48	24.0	0	26	0

TEAM STATISTICS	NO	CAR	TEAM STATISTICS	NO	CAR
TOTAL FIRST DOWNS	17	18	FGS-PATs HAD BLOCKED	0-0	0-0
By Rushing	7	7	Net Punting Avg.	30.2	38.0
By Passing	9	10	TOTAL RETURN YARDAGE	27	57
By Penalty	1	1	No. and Yards Punt Returns	4-27	2-26
3rd DOWN EFFICIENCY	5-12-42%	7-15-47%	No. and Yards Kickoff Returns	4-108	2-48
4th DOWN EFFICIENCY	0-2-0%	0-0-0%	No. and Yards Interception Returns	0-0	1-31
TOTAL NET YARDS	343	336	PENALTIES: No.-Yds.	3-30	3-29
Total Plays	62	60	FUMBLES: No.-Lost	1-1	0-0
Avg. Per Play	5.5	5.6	TOUCHDOWNS	1	3
NET YARDS RUSHING	115	143	Rushing	1	1
Total Rushes	22	37	Passing	0	2
Avg. Per Play	5.2	3.9	EXTRA POINTS: Made-Att.	1-1	3-3
Tackles For Loss-Yards	2-3	5-6	Kicking: Made-Att.	1-1	3-3
NET YARDS PASSING	228	193	FIELD GOALS: Made-Att.	0-0	3-3
Sacked-Yards Lost	1-3	1-2	RED ZONE EFFICIENCY	1-2-50%	2-3-67%
Gross Yards	231	195	GOAL-TO-GO EFFICIENCY	1-1-100%	1-1-100%
PASSING: Att.-Comp.-INT	39-21-1	22-14-0	SAFETIES	0	0
Avg. Per Play	5.7	8.4	FINAL SCORE	7	30
KICKOFFS: No.-In EZ-Touchbacks	2-0-0	7-5-3	TIME OF POSSESSION	26:59	33:01
PUNTS: No.-Avg.	5-35.4	5-47.4			
Had Blocked	0	0			

VS. SAN DIEGO GAME 8

SAINTS: 37 CHARGERS: 32
 WEMBLEY STADIUM
 LONDON, ENGLAND - 10/26/08
 ATTENDANCE: 83,226 TIME: 3:22



When the NFL selected the Saints and the San Diego Chargers to play in the International Series in London, the league was aiming for an exciting game between two of the league's top-ranked offenses. The two teams did not disappoint. Playing on a slick surface at Wembley Stadium, the clubs combined for 69 points and 860 yards of offense in a thrilling victory for the Saints.

The game started slowly with the first quarter resulting in just a field goal for each team but the second quarter saw five touchdowns, with three of them going New Orleans' way. QB **Drew Brees** - playing for the first time against his former team - threw the first of his three touchdowns, connecting with WR **Devery Henderson** to put the Saints ahead 9-3. S **Chris Reis** forced a fumble on the ensuing kickoff and six plays later, RB **Deuce McAllister** staked the Saints to a 16-3 lead with a one-yard run.

Brees answered a San Diego touchdown with a perfectly-thrown 30-yard strike to WR **Lance Moore** only to see the Chargers cut back into the lead with another score just before the half to make it 23-17.

A one-yard TD pass from Brees to TE **Mark Campbell** and a one-yard plunge by FB **Mike Karney** in the second half pushed the

margin to 37-20 just after the start of the fourth quarter.

But San Diego responded with 10 quick points, and QB **Philip Rivers** had San Diego driving deep in Saints territory again in the game's final minutes before an interception by LB **Jonathan Vilma** iced the game.

! GAME NOTES

QB Drew Brees earned his second NFC Offensive Player of the Week nod of the season, throwing for 339 yards and three touchdowns without an interception as he completed 30 out of 41 attempts for a QB rating of 121.9.

WR Marques Colston caught two passes for 56 yards, his first receptions since suffering a broken thumb in the season opener seven weeks earlier.

The home game at Wembley Stadium was the fifth different venue to host a Saints regular season home game in the last four seasons, joining the Louisiana Superdome, LSU's Tiger Stadium, the Alamodome and Giants Stadium in New Jersey.

Rather than risk a punt return in the final seconds, Coach **Sean Payton** had Brees run the clock nearly all the way down and throw the ball through his own end zone for a safety and the final 37-32 margin, putting the Saints at 4-4 at the season's halfway point.

SAINTS - CHARGERS GAME SUMMARY

San Diego Chargers	3	14	3	12	-	32
New Orleans Saints	3	20	7	7	-	37

Team	Qtr	Time	Play Description (Extra Point)	(Drive Info)	V-H
NO	1	6:34	Mehlhoff 23 FG (14-69, 8:26)		0-3
SD	1	3:30	Kaeding 33 FG (7-51, 3:04)		3-3
NO	2	11:02	Henderson 12 pass from Brees (kick failed, hlu)	(10-89, 4:06)	3-9
NO	2	8:52	McAllister 1 run (Mehlhoff kick)	(6-25, 2:00)	3-16
SD	2	5:35	Tomlinson 12 pass from Rivers (Kaeding kick)	(7-66, 3:17)	10-16
NO	2	3:29	Moore 30 pass from Brees (Mehlhoff kick)	(4-76, 2:06)	10-23
SD	2	1:08	Gates 12 pass from Rivers (Kaeding kick)	(5-64, 2:21)	17-23
NO	3	10:15	Campbell 1 pass from Brees (Mehlhoff kick)	(8-87, 3:43)	17-30
SD	3	3:25	Kaeding 24 FG (12-64, 6:50)		20-30
NO	4	14:49	Karney 1 run (Mehlhoff kick)	(7-77, 3:36)	20-37
SD	4	9:35	Kaeding 31 FG (12-63, 5:14)		23-37
SD	4	7:21	Jackson 14 pass from Rivers (Kaeding kick)	(5-57, 2:14)	30-37
SD	4	0:08	Brees fumble out of end zone for safety		32-37

FIELD GOALS (made (I) and missed)
SD: Kaeding (33) (24) (31)

NO: Mehlhoff (23)

8 VS. SAN DIEGO




SAN DIEGO CHARGERS							NEW ORLEANS SAINTS								
RUSHING	ATT	YDS	AVG	LG	TD		RUSHING	ATT	YDS	AVG	LG	TD			
Tomlinson	19	105	5.5	40	0		McAllister	18	55	3.1	12	1			
Sproles	1	6	6.0	6	0		Thomas	3	28	9.3	15	0			
Tolbert	1	0	0.0	0	0		Stecker	2	9	4.5	5	0			
Rivers	1	-1	-1.0	-1	0		Karney	2	4	2.0	3	1			
							Brees	1	-26	-26.0	-26	0			
Total	22	110	5.0	40	0		Total	26	70	2.7	15	2			
PASSING	ATT	CMP	YDS	SK/YD	TD	LG	INT	PASSING	ATT	CMP	YDS	SK/YD	TD	LG	INT
Rivers	40	25	341	0/0	3	32	1	Brees	41	30	339	0/0	3	49	0
Total	40	25	341	0/0	3	32	1	Total	41	30	339	0/0	3	49	0
RECEIVING	NO	YDS	AVG	LG	TD			RECEIVING	NO	YDS	AVG	LG	TD		
Gates	6	96	16.0	30	1			Miller	7	82	11.7	20	0		
Tomlinson	5	65	13.0	32	1			Moore	6	90	15.0	31	1		
Chambers	5	47	9.4	17	0			Stecker	5	27	5.4	8	0		
Jackson	4	60	15.0	17	0			McAllister	4	30	7.5	11	0		
Sproles	3	45	15.0	21	0			Henderson	3	34	11.3	20	1		
Floyd	1	21	21.0	21	0			Colston	2	56	28.0	49	0		
Manumaleuna	1	7	7.0	7	0			Campbell	2	14	7.0	13	1		
								Shockey	1	6	6.0	6	0		
Total	25	341	13.6	32	3			Total	30	339	11.3	49	3		
INT	NO	YDS	AVG	LG	TD			INT	NO	YDS	AVG	LG	TD		
	0	0	0.0	0	0			Vilma	1	8	8.0	8	0		
Total	0	0	0.0	0	0			Total	1	8	8.0	8	0		
PUNTING	NO	YDS	AVG	TB	I20	LG		PUNTING	NO	YDS	AVG	TB	I20	LG	
Scifres	2	96	48.0	0	1	49		Graham	3	126	42.0	0	1	44	
Total	2	96	48.0	0	1	49		Total	3	126	42.0	0	1	44	
PT RET	NO	YDS	AVG	FC	LG	TD		PT RET	NO	YDS	AVG	FC	LG	TD	
Sproles	2	20	10.0	1	11	0		Moore	0	0	0.0	2	0	0	
Total	2	20	10.0	1	11	0		Total	0	0	0.0	2	0	0	
KO RET	NO	YDS	AVG	FC	LG	TD		KO RET	NO	YDS	AVG	FC	LG	TD	
Sproles	8	201	25.1	0	32	0		Thomas	6	113	18.8	0	24	0	
Total	8	201	25.1	0	32	0		Total	6	113	18.8	0	24	0	

TEAM STATISTICS	SD	NO	TEAM STATISTICS	SD	NO
TOTAL FIRST DOWNS	22	28	FGS-PATs HAD BLOCKED	0-0	0-0
By Rushing	3	6	Net Punting Avg.	48.0	35.3
By Passing	18	16	TOTAL RETURN YARDAGE	20	8
By Penalty	1	6	No. and Yards Punt Returns	2-20	0-0
3rd DOWN EFFICIENCY	5-12-42%	4-11-36%	No. and Yards Kickoff Returns	8-201	6-113
4th DOWN EFFICIENCY	1-1-100%	2-3-67%	No. and Yards Interception Returns	0-0	1-8
TOTAL NET YARDS	451	409	PENALTIES: No.-Yds.	14-134	6-60
Total Plays	62	67	FUMBLES: No.-Lost	1-1	2-0
Avg. Per Play	7.3	6.1	TOUCHDOWNS	3	5
NET YARDS RUSHING	110	70	Rushing	0	2
Total Rushes	22	26	Passing	3	3
Avg. Per Play	5.0	2.7	EXTRA POINTS: Made-Att.	3-3	4-5
Tackles For Loss-Yards	2-4	1-2	Kicking: Made-Att.	3-3	4-5
NET YARDS PASSING	341	339	FIELD GOALS: Made-Att.	3-3	1-1
Sacked-Yards Lost	0-0	0-0	RED ZONE EFFICIENCY	3-6-50%	4-5-80%
Gross Yards	341	339	GOAL-TO-GO EFFICIENCY	1-3-33%	3-4-75%
PASSING: Att.-Comp.-INT	40-25-1	41-30-0	SAFETIES	1	0
Avg. Per Play	8.5	8.3	FINAL SCORE	32	37
KICKOFFS: No.-In EZ-Touchbacks	7-0-0	8-0-0	TIME OF POSSESSION	29:10	30:50
PUNTS: No.-Avg.	2-48.0	3-42.0			
Had Blocked	0	0			

AT ATLANTA GAME 9

FALCONS: 34 SAINTS: 20
 GEORGIA DOME
 ATLANTA, GA. - 11/9/08
 ATTENDANCE: 64,826 TIME: 3:06



! GAME NOTES

The New Orleans special teams units had a distinctly different look in this game, with K Garrett Hartley, P Glenn Pakulak and KR Courtney Roby all making their Saints debuts, with the kicking tandem both playing in their first career NFL game.

RB Deuce McAllister's fourth-quarter TD catch was just the fourth receiving score of his eight-year career and his first since Dec. 15, 2002.

The 422 passing yards by QB Drew Brees was his highest output in 2008 and the third-most he has recorded in three seasons with the Saints. It was his fourth 400-yard game of his career and just the fifth in Saints history.

WR Marques Colston led the Saints in both catches and receiving yards with seven grabs for 140 yards. It was his first 100-yard game of the season and the ninth of his three-year career.

Returning to the field after a bye week following their European travels, the Saints appeared sluggish and lost to the Atlanta Falcons for the first time since 2005. QB Drew Brees threw for 422 yards and two touchdowns, but playing from behind led to 58 pass attempts and three interceptions in the defeat.

Things didn't start well for the visitors as Brees had a pass picked off by Atlanta S Erik Coleman on the first play from scrimmage. Rookie QB Matt Ryan put the Falcons ahead not long after with a touchdown pass to WR Roddy White. A second score on a rush by RB Michael Turner pushed the Falcons to a 17-6 halftime lead as the Saints were limited to a pair of field goals from K Garrett Hartley.

A 27-6 Atlanta advantage following a 67-yard catch-and-run by RB Jerious Norwood forced the Saints into throwing on nearly every down in the fourth quarter.

Brees threw a pair of TDs in the period - the first on a 15-yard pass to RB Deuce McAllister - but was also intercepted twice, one of which was returned 95 yards by CB Chevis Jackson for a touchdown.

When Brees' last-second heave was hauled in for a 32-yard touchdown by WR Lance Moore on the game's final play, it was little more than a consolation prize as the clock expired with Atlanta ahead 34-20.

SAINTS - FALCONS GAME SUMMARY

New Orleans Saints 3 3 0 14 - 20
 Atlanta Falcons 7 10 3 14 - 34

Team	Qtr	Time	Play Description (Extra Point) (Drive Info)	V-H
ATL	1	9:07	White 16 pass from Ryan (Elam kick) (5-50, 1:59)	0-7
NO	1	2:15	Hartley 24 FG (13-71, 6:52)	3-7
ATL	2	12:04	Turner 2 run (Elam kick) (9-80, 5:11)	3-14
NO	2	14:58	Hartley 44 FG (7-51, 3:31)	6-14
ATL	2	3:05	Elam 22 FG (12-75, 5:28)	6-17
ATL	3	2:06	Elam 27 FG (13-60, 8:30)	6-20
ATL	4	14:40	Norwood 67 pass from Ryan (Elam kick) (5-80, 1:52)	6-27
NO	4	9:54	McAllister 15 pass from Brees (Hartley kick) (12-80, 4:46)	13-27
ATL	4	1:17	Jackson 95 interception return (Elam kick)	13-34
NO	4	0:00	Moore 32 pass from Brees (Hartley kick) (7-69, 1:17)	20-34

FIELD GOALS (made () and missed)
 NO: Hartley (24) (44)

ATL: Elam (22) (27)

9 @ ATLANTA



NEW ORLEANS SAINTS						ATLANTA FALCONS					
RUSHING	ATT	YDS	AVG	LG	TD	RUSHING	ATT	YDS	AVG	LG	TD
Henderson	1	30	30.0	30	0	Turner	27	96	3.6	20	1
Thomas	6	26	4.3	9	0	Norwood	6	17	2.8	8	0
Stecker	3	21	7.0	12	0	White	1	2	2.0	2	0
McAllister	5	18	3.6	7	0	Ryan	2	-2	-2.0	-1	0
Brees	2	10	5.0	6	0						
Total	17	105	6.2	30	0	Total	37	143	3.9	18t	1

NEW ORLEANS SAINTS						ATLANTA FALCONS									
PASSING	ATT	CMP	YDS	SK/YD	TD	LG	INT	PASSING	ATT	CMP	YDS	SK/YD	TD	LG	INT
Brees	58	31	422	1/6	2	48	3	Ryan	23	16	248	0/0	2	67t	0
Total	58	31	422	1/6	2	48	3	Total	23	16	248	0/0	2	67t	0

NEW ORLEANS SAINTS						ATLANTA FALCONS					
RECEIVING	NO	YDS	AVG	LG	TD	RECEIVING	NO	YDS	AVG	LG	TD
Colston	7	140	20.0	48	0	Jenkins	6	72	12.0	32	0
Moore	6	76	12.7	32t	1	White	5	68	13.6	16t	1
Miller	5	65	13.0	23	0	Norwood	2	88	44.0	67t	1
Thomas	5	34	6.8	9	0	Peelle	1	14	14.0	14	0
Patten	2	35	17.5	19	0	Finneran	1	6	6.0	6	0
Henderson	2	33	16.5	20	0	Turner	1	0	0.0	0	0
McAllister	2	23	11.5	15t	1						
Shockey	2	16	8.0	10	0						
Total	31	422	13.6	48	2	Total	16	248	15.5	67t	2

NEW ORLEANS SAINTS						ATLANTA FALCONS					
INT	NO	YDS	AVG	LG	TD	INT	NO	YDS	AVG	LG	TD
Jackson	1	95	95.0	95t	1	Coleman	1	32	32.0	32	0
						Houston	1	0	0.0	0	0
Total	0	0	0.0	0	0	Total	3	127	42.3	95t	1

NEW ORLEANS SAINTS						ATLANTA FALCONS							
PUNTING	NO	YDS	AVG	TB	I20	LG	PUNTING	NO	YDS	AVG	TB	I20	LG
Pakulak	3	145	48.3	0	0	56	Koenen	4	141	35.3	0	3	44
Total	3	145	48.3	0	0	56	Total	4	141	35.3	0	3	44


NEW ORLEANS SAINTS						ATLANTA FALCONS							
PT RET	NO	YDS	AVG	FC	LG	TD	PT RET	NO	YDS	AVG	FC	LG	TD
Moore	0	0	0.0	3	0	0	Douglas	2	33	16.5	0	25	0
Total	0	0	0.0	3	0	0	Total	2	33	16.5	0	25	0

NEW ORLEANS SAINTS						ATLANTA FALCONS							
KO RET	NO	YDS	AVG	FC	LG	TD	KO RET	NO	YDS	AVG	FC	LG	TD
Roby	5	127	25.4	0	41	0	Norwood	2	73	36.5	0	55	0
Total	5	127	25.4	0	41	0	Total	2	73	36.5	0	55	0

TEAM STATISTICS	NO	ATL	TEAM STATISTICS	NO	ATL
TOTAL FIRST DOWNS	25	18	FGS-PATS HAD BLOCKED	0-0	0-0
By Rushing	5	6	Net Punting Avg.	37.3	35.3
By Passing	20	11	TOTAL RETURN YARDAGE	0	160
By Penalty	0	1	No. and Yards Punt Returns	0-0	2-33
3rd DOWN EFFICIENCY	7-15-47%	5-11-45%	No. and Yards Kickoff Returns	5-127	2-73
4th DOWN EFFICIENCY	2-3-67%	0-0-0%	No. and Yards Interception Returns	0-0	3-127
TOTAL NET YARDS	521	361	PENALTIES: No.-Yds.	7-45	2-25
Total Plays	76	59	FUMBLES: No.-Lost	1-0	0-0
Avg. Per Play	6.9	6.1	TOUCHDOWNS	2	4
NET YARDS RUSHING	105	113	Rushing	0	1
Total Rushes	17	36	Passing	2	2
Avg. Per Play	6.2	3.1	Interceptions	0	1
Tackles For Loss-Yards	1-3	5-11	EXTRA POINTS: Made-Att.	2-2	4-4
NET YARDS PASSING	416	248	Kicking: Made-Att.	2-2	4-4
Sacked-Yards Lost	1-6	0-0	FIELD GOALS: Made-Att.	2-2	2-2
Gross Yards	422	248	RED ZONE EFFICIENCY	1-4-25%	2-4-50%
PASSING: Att.-Comp.-INT	58-31-3	23-16-0	GOAL-TO-GO EFFICIENCY	0-1-0%	1-2-50%
Avg. Per Play	7.1	10.8	SAFETIES	0	0
KICKOFFS: No.-In EZ-Touchbacks	4-1-1	7-4-2	FINAL SCORE	20	34
PUNTS: No.-Avg.	3-48.3	4-35.3	TIME OF POSSESSION	28:48	31:12
Had Blocked	0	0			

AT KANSAS CITY GAME 10

SAINTS: 30 CHIEFS: 20
 ARROWHEAD STADIUM
 KANSAS CITY, MO. - 11/16/08
 ATTENDANCE: 74,159 TIME: 3:03



Making their first regular-season trip to Kansas City in more than a decade, the Saints broke into the win column as the visiting team for the first time in 2008. The Saints used an efficient and balanced attack along with a span of five consecutive possessions that ended in points to even their record at 5-5 on the season.

After falling behind 7-0 in the first quarter, the Saints took the lead in the second period when RB **Deuce McAllister** scored on a one-yard touchdown plunge, a score that tied him for the franchise-record of 53 career touchdowns. New Orleans headed to halftime leading 13-10 when K **Garrett Hartley** answered his Kansas City counterpart in booting his second field goal of the opening 30 minutes as the half expired.

WR **Lance Moore** - who posted career-highs with eight receptions for 102 yards - continued the scoring parade for the Saints as he hauled in a 47-yard touchdown pass from QB **Drew Brees** just over a minute into the third quarter. RB **Pierre Thomas**, the Saints' leading rusher on the day with 88 yards on 16 carries, scored from one yard out on the next New Orleans posses-

sion to push the lead to 27-13. Chiefs WR **Dwayne Bowe** caught his second touchdown of the afternoon early in the fourth quarter to narrow the gap to

! GAMENOTES

Saints defensive ends brought pressure from the edge and recorded four sacks on the afternoon, including two by newcomer Jeff Charleston to go along with one each from Bobby McCray and Will Smith.

LB Scott Fujita - who played for Kansas City from 2002-04 - tied for a team-high 10 tackles and forced a fumble.

The Saints had just two penalties for a season-low eight yards.

WR Lance Moore's career-best 102 yards marked the second time on the season and in his career that he cracked 100 yards receiving and he scored a touchdown for the third straight game.

seven points, but Hartley's third field goal of the day and the first career interception by CB **Usama Young** put a cap on the 30-20 victory for New Orleans.

Brees would finish the game 25 of 36 for 266 yards, with one touchdown and an interception.

SAINTS - CHIEFS GAME SUMMARY

New Orleans Saints	3	10	14	3	-	30
Kansas City Chiefs	7	3	3	7	-	20

Team	Qtr	Time	Play Description (Extra Point) (Drive Info)	V-H
KC	1	5:31	Bowe 6 pass from Thigpen (Barth kick) (9-47, 4:52)	0-7
NO	1	0:29	Hartley 30 FG (9-32, 5:02)	3-7
NO	2	11:23	McAllister 1 run (Hartley kick) (7-43, 3:29)	10-7
KC	2	3:31	Barth 20 FG (14-78, 7:52)	10-10
NO	2	0:00	Hartley 23 FG (12-62, 3:31)	13-10
NO	3	13:53	Moore 47 pass from Brees (Hartley kick) (2-52, 0:12)	20-10
KC	3	7:41	Barth 21 FG (13-72, 6:12)	20-13
NO	3	3:15	Thomas 1 run (Hartley kick) (10-76, 4:26)	27-13
KC	4	13:54	Bowe 5 pass from Thigpen (Barth kick) (9-40, 4:21)	27-20
NO	4	3:28	Hartley 35 FG (12-71, 6:27)	30-20

FIELD GOALS (made () and missed)

NO: Hartley (30) (23) (35)

KC: Barth (20) (21)

10 @ KANSAS CITY




NEW ORLEANS SAINTS						KANSAS CITY CHIEFS									
RUSHING	ATT	YDS	AVG	LG	TD	RUSHING	ATT	YDS	AVG	LG	TD				
Thomas	16	88	5.5	16	1	Johnson	19	67	3.5	10	0				
McAllister	8	18	2.3	5	1	Thigpen	3	45	15.0	32	0				
Henderson	1	-1	-1.0	-1	0	Charles	2	12	6.0	12	0				
Brees	3	-2	-0.7	0	0										
Total	28	103	3.7	16	2	Total	24	124	5.2	32	0				
PASSING	ATT	CMP	YDS	SK/YD	TD	LG	INT	PASSING	ATT	CMP	YDS	SK/YD	TD	LG	INT
Brees	36	25	266	0/0	1	47t	1	Thigpen	38	19	235	4/29	2	42	1
Total	36	25	266	0/0	1	47t	1	Total	38	19	235	4/29	2	42	1
RECEIVING	NO	YDS	AVG	LG	TD	RECEIVING	NO	YDS	AVG	LG	TD				
Moore	8	102	12.8	47t	1	Bowe	7	53	7.6	14	2				
Shockey	6	39	6.5	11	0	Gonzalez	5	39	7.8	11	0				
Thomas	4	56	14.0	24	0	Bradley	3	54	18.0	31	0				
Colston	3	30	10.0	15	0	Franklin	1	42	42.0	42	0				
Henderson	2	22	11.0	13	0	Johnson	1	20	20.0	20	0				
Stecker	1	12	12.0	12	0	Cottam	1	19	19.0	19	0				
Campbell	1	5	5.0	5	0	Darling	1	1	8.0	8	0				
Total	25	266	10.6	47t	1	Total	19	235	12.4	42	2				
INT	NO	YDS	AVG	LG	TD	INT	NO	YDS	AVG	LG	TD				
U.Young	1	3	3.0	3	0	Page	1	2	2.0	2	0				
Total	1	3	3.0	3	0	Total	1	2	2.0	2	0				
PUNTING	NO	YDS	AVG	TB	I20	LG	PUNTING	NO	YDS	AVG	TB	I20	LG		
Pakulak	2	97	48.5	0	0	49	Colquitt	4	133	33.3	0	2	38		
Total	2	97	48.5	0	0	49	Total	4	133	33.3	0	2	38		
PT RET	NO	YDS	AVG	FC	LG	TD	PT RET	NO	YDS	AVG	FC	LG	TD		
Moore	0	0	0.0	2	0	0	Robinson	2	19	9.5	0	12	0		
Total	0	0	0.0	2	0	0	Total	2	19	9.5	0	12	0		
KO RET	NO	YDS	AVG	FC	LG	TD	KO RET	NO	YDS	AVG	FC	LG	TD		
Roby	4	112	28.0	0	54	0	Savage	5	103	20.6	0	37	0		
Ortega	1	8	8.0	0	8	0									
Total	5	120	24.0	0	54	0	Total	5	103	20.6	0	37	0		

TEAM STATISTICS	NO	KC	TEAM STATISTICS	NO	KC
TOTAL FIRST DOWNS	22	21	FGs-PATs HAD BLOCKED	0-0	0-0
By Rushing	7	5	Net Punting Avg.	39.0	33.3
By Passing	15	14	TOTAL RETURN YARDAGE	3	21
By Penalty	0	2	No. and Yards Punt Returns	0-0	2-19
3rd DOWN EFFICIENCY	6-12-50%	5-14-36%	No. and Yards Kickoff Returns	5-120	5-103
4th DOWN EFFICIENCY	0-0-0%	2-3-67%	No. and Yards Interception Returns	1-3	1-2
TOTAL NET YARDS	369	330	PENALTIES: No.-Yds.	2-8	6-40
Total Plays	64	66	FUMBLES: No.-Lost	1-0	2-0
Avg. Per Play	5.8	5.0	TOUCHDOWNS	3	2
NET YARDS RUSHING	103	124	Rushing	2	0
Total Rushes	28	24	Passing	1	2
Avg. Per Play	3.7	5.2	EXTRA POINTS: Made-Att.	3-3	2-2
Tackles For Loss-Yards	2-2	3-5	Kicking: Made-Att.	3-3	2-2
NET YARDS PASSING	266	206	FIELD GOALS: Made-Att.	3-3	2-2
Sacked-Yards Lost	0-0	4-29	RED ZONE EFFICIENCY	2-5-40%	2-4-50%
Gross Yards	266	235	GOAL-TO-GO EFFICIENCY	2-2-100%	2-4-50%
PASSING: Att.-Comp.-INT	36-25-1	38-19-1	SAFETIES	0	0
Avg. Per Play	7.4	4.9	FINAL SCORE	30	20
KICKOFFS: No.-In EZ-Touchbacks	6-2-1	5-0-0	TIME OF POSSESSION	29:36	30:24
PUNTS: No.-Avg.	2-48.5	4-33.3			
Had Blocked	0	0			

VS. GREEN BAY GAME 11

SAINTS: 51 PACKERS: 29
 LOUISIANA SUPERDOME
 NEW ORLEANS, LA. - 11/24/08
 ATTENDANCE: 70,668 TIME: 3:11



Returning to the Superdome after a six-week absence from their home fans, the Saints exploded in dominant fashion on Monday Night Football, matching a franchise-record with 51 points scored and climbing above .500 for the first time since the first week of the season by improving to 6-5.

Green Bay opened the scoring, but their 7-0 lead was short-lived when QB **Drew Brees** hit WR **Lance Moore** on a slant route that the receiver turned into a 70-yard touchdown to a tie score on the next play. The Saints took the lead on the first of RB **Pierre Thomas'** two rushing touchdowns the next time they had the ball to close the opening quarter up 14-7.

Two Packers scores and another six-point connection from Brees to Moore had the score tied at 21-21 late in the second quarter. K **Garrett Hartley's** field goal just before halftime kicked off a run of 24 unanswered points for the Saints in a dominating third quarter performance.

CB **Jason David** intercepted Green Bay QB **Aaron Rodgers** twice in the third quarter and New Orleans scored 21 points as touchdown catches by TE **Billy Miller** (16 yards) and WR **Marques Colston** (70 yards) sandwiched a

record-breaking three-yard scoring run by RB **Deuce McAllister**, who became the club's all-time touchdowns leader with his 54th trip to the end zone.

! GAME NOTES

QB Drew Brees earned his third NFC Offensive Player of the Week honor, completing 20 of 26 for 323 yards with four TDs to set a new career-high passer rating of 157.5. He had two touchdown passes of 70 yards, becoming the first player in team history with scoring strikes of that distance or more in a game.

The Saints' 51 points tied a club record set twice previously (11/2/69 at St. Louis and 11/21/76 at Seattle).

CB **Jason David** picked off two passes, the first multi-interception game for a Saints defender since CB **Mike McKenzie** had two vs. the 49ers in Dec. 2006.

When WR **Lance Moore** was intercepted in the third quarter, it marked the first time any player other than Brees had thrown a pass since the 2006 finale, a streak of 1,074 pass attempts - 1,155 including the postseason.

The teams traded touchdowns in the fourth quarter to close the scoring at 51-29. Overall, the Saints scored on eight of 11 possessions and harassed Rodgers with three interceptions and two sacks.

SAINTS-PACKERS GAME SUMMARY

Green Bay Packers	7	14	0	8	-	29
New Orleans Saints	14	10	21	6	-	51

Team	Qtr	Time	Play Description (Extra Point) (Drive Info)	V-H
GB	1	8:39	Kuhn 1 run (Crosby kick) (7-37, 3:13)	7-0
NO	1	8:17	Moore 70 pass from Brees (Hartley kick) (1-70, 0:22)	7-7
NO	1	4:44	Thomas 4 run (Hartley kick) (5-41, 2:33)	7-14
GB	2	13:43	Jennings 7 pass from Rodgers (Crosby kick) (12-72, 6:01)	14-14
NO	2	8:19	Moore 14 pass from Brees (Hartley kick) (9-76, 5:24)	14-21
GB	2	1:44	Rodgers 10 run (Crosby kick) (14-83, 6:35)	21-21
NO	2	0:02	Hartley 30 FG (6-20, 1:42)	21-24
NO	3	8:34	Miller 16 pass from Brees (Hartley kick) (13-80, 6:26)	21-31
NO	3	7:32	McAllister 3 run (Hartley kick) (2-3, 0:08)	21-38
NO	3	2:26	Colston 70 pass from Brees (Hartley kick) (3-73, 1:28)	21-45
GB	4	11:45	Martin 4 pass from Rodgers (Rodgers-Martin pass) (15-86, 5:41)	29-45
NO	4	8:47	Thomas 31 run (run failed) (5-42, 2:58)	29-51

FIELD GOALS (made () and missed)

GB: None

NO: Hartley (30)

11 VS. GREEN BAY



GREEN BAY PACKERS							NEW ORLEANS SAINTS							
RUSHING	ATT	YDS	AVG	LG	TD		RUSHING	ATT	YDS	AVG	LG	TD		
Grant	18	67	3.7	17	0		Thomas	15	87	5.8	31t	2		
Rodgers	8	36	4.5	10t	1		Bell	6	6	1.0	3	0		
Jackson	2	5	2.5	3	0		McAllister	5	5	1.0	3t	1		
Kuhn	2	1	0.5	1t	1									
Flynn	1	0	0.0	0	0									
Total	31	109	3.5	17	2		Total	26	98	3.8	31t	3		

GREEN BAY PACKERS							NEW ORLEANS SAINTS								
PASSING	ATT	CMP	YDS	SK/YD	TD	LG	INT	PASSING	ATT	CMP	YDS	SK/YD	TD	LG	INT
Rodgers	41	23	248	2/14	2	29	3	Brees	26	20	323	1/5	4	70t	0
								Moore	1	0	0	0/0	0	0	1
Total	41	23	248	2/14	2	29	3	Total	27	20	323	1/5	4	70t	1

GREEN BAY PACKERS							NEW ORLEANS SAINTS							
RECEIVING	NO	YDS	AVG	LG	TD		RECEIVING	NO	YDS	AVG	LG	TD		
Jennings	8	101	12.6	24	1		Moore	5	115	23.0	70t	2		
Driver	4	43	10.8	24	0		Shockey	5	57	11.4	19	0		
Nelson	3	21	7.0	8	0		Miller	4	36	9.0	16t	1		
Grant	3	19	6.3	8	0		Thomas	3	34	11.3	14	0		
Martin	2	14	7.0	10	1		Colston	1	70	70.0	70t	1		
Humphrey	1	29	29.0	29	0		Henderson	1	9	9.0	9	0		
Jackson	1	13	13.0	13	0		McAllister	1	2	2.0	2	0		
Lee	1	8	8.0	8	0									
Total	23	248	10.8	29	2		Total	20	323	16.2	70t	4		

GREEN BAY PACKERS							NEW ORLEANS SAINTS							
INT	NO	YDS	AVG	LG	TD		INT	NO	YDS	AVG	LG	TD		
Rouse	1	37	37.0	37	0		David	2	42	21.0	42	0		
							Kaevsiham	1	0	0.0	0	0		
Total	1	37	37.0	37	0		Total	3	42	14.0	42	0		

GREEN BAY PACKERS							NEW ORLEANS SAINTS							
PUNTING	NO	YDS	AVG	TB	I20	LG	PUNTING	NO	YDS	AVG	TB	I20	LG	
Frost	4	134	33.5	0	0	48	Pakulak	3	132	44.0	0	0	47	
Total	4	134	33.5	0	0	48	Total	3	132	44.0	0	0	47	

GREEN BAY PACKERS							NEW ORLEANS SAINTS							
PT RET	NO	YDS	AVG	FC	LG	TD	PT RET	NO	YDS	AVG	FC	LG	TD	
Blackmon	3	50	16.7	0	27	0	Moore	1	11	11.0	0	11	0	
Total	3	50	16.7	0	27	0	Total	1	11	11.0	0	11	0	


GREEN BAY PACKERS							NEW ORLEANS SAINTS							
KO RET	NO	YDS	AVG	FC	LG	TD	KO RET	NO	YDS	AVG	FC	LG	TD	
Blackmon	8	159	19.9	0	25	0	Roby	3	103	34.3	0	62	0	
Nelson	1	21	21.0	0	21	0								
Total	9	180	20.0	0	25	0	Total	3	103	34.3	0	62	0	

TEAM STATISTICS	GB	NO	TEAM STATISTICS	GB	NO
TOTAL FIRST DOWNS	22	21	FGs-PATs HAD BLOCKED	0-0	0-0
By Rushing	11	9	Net Punting Avg.	30.8	27.3
By Passing	11	11	TOTAL RETURN YARDAGE	87	53
By Penalty	0	1	No. and Yards Punt Returns	3-50	1-11
3rd DOWN EFFICIENCY	10-17-59%	3-8-38%	No. and Yards Kickoff Returns	9-180	3-103
4th DOWN EFFICIENCY	1-2-50%	2-2-100%	No. and Yards Interception Returns	1-37	3-42
TOTAL NET YARDS	343	416	PENALTIES: No.-Yds.	3-20	2-10
Total Plays	74	54	FUMBLES: No.-Lost	3-0	0-0
Avg. Per Play	4.6	7.7	TOUCHDOWNS	4	7
NET YARDS RUSHING	109	98	Rushing	2	3
Total Rushes	31	26	Passing	2	4
Avg. Per Play	3.5	3.8	EXTRA POINTS: Made-Att.	4-4	6-7
Tackles For Loss-Yards	2-7	2-4	Kicking: Made-Att.	3-3	6-6
NET YARDS PASSING	234	318	Passing: Made-Att.	1-1	0-0
Sacked-Yards Lost	2-14	1-5	Rushing: Made-Att.	0-0	0-1
Gross Yards	248	323	FIELD GOALS: Made-Att.	0-0	1-1
PASSING: Att.-Comp.-INT	41-23-3	27-20-1	RED ZONE EFFICIENCY	4-4-100%	4-5-80%
Avg. Per Play	5.4	11.4	GOAL-TO-GO EFFICIENCY	3-3-100%	1-2-50%
KICKOFFS: No.-In EZ-Touchbacks	5-1-1	9-3-0	SAFETIES	0	0
PUNTS: No.-Avg.	4-33.5	3-44.0	FINAL SCORE	29	51
Had Blocked	0	0	TIME OF POSSESSION	32:04	27:56

2008 GAME BY GAME REVIEW

AT TAMPA BAY GAME 12

BUCCANEERS: 23 SAINTS: 20
 RAYMOND JAMES STADIUM
 TAMPA, FLA. - 11/30/08
 ATTENDANCE: 64,430 TIME: 3:02



The Saints and Buccaneers slogged through a driving rain for much of the three-hour contest and it came down to the team making fewer mistakes coming out on top. New Orleans outgained their hosts by nearly 80 yards, but were unable to overcome three turnovers and the running game struggled in the NFC South clash.

Tampa Bay held a 6-3 lead at the two-minute warning of the first half after both kickers handled the difficult conditions to trade field goals. The Saints were the first to crack the end zone when QB **Drew Brees** engineered a six-play drive in the final minutes of the half and hit WR **Lance Moore** on a 13-yard touchdown to go ahead 10-6 at the break. The touchdown marked the fifth-straight game Moore had found the end zone and gave him six touchdowns over the five-game span.

Two quick scores in the third quarter pushed the Buccaneers ahead by 10 but a 20-yard pass from Brees to RB **Pierre Thomas**, followed by a clutch 43-yard field goal by K **Garrett Hartley**, tied the score at

20-20 with just over five minutes to play. That's just the time the ball stopped bouncing the Saints' way when a deflected pass fell into the grasp of Tampa Bay S **Jermaine Phillips** to set up the game-win-

! GAME NOTES

WR Lance Moore became the first player in Saints history to catch a touchdown pass in five consecutive games, a streak going back to the win over San Diego in London.

LB Jonathan Vilma was an impact player on defense, making seven tackles with one of them coming on his first sack as a Saint. He also forced two fumbles on the afternoon and recovered one of them.

The Saints held Tampa Bay to just 105 net yards passing, limiting QB **Jeff Garcia** to nine completions and sacking him four times. The Buccaneers were able to convert just 13 percent (2-for-15) of their third down attempts.

WR Marques Colston led the Saints with six receptions for 106 yards, marking his 10th career 100-yard game.

ning **Matt Bryant** field goal. A last-gasp comeback effort was then thwarted by another tipped ball being intercepted to close out the game at 23-20.

SAINTS - BUCCANEERS GAME SUMMARY

New Orleans Saints	3	7	0	10	-	20
Tampa Bay Buccaneers	0	6	14	3	-	23

Team	Qtr	Time	Play Description (Extra Point) (Drive Info)	V-H
NO	1	5:37	Hartley 47 FG (4-6, 1:33)	3-0
TB	2	14:50	M.Bryant 38 FG (13-57, 5:47)	3-3
TB	2	2:34	M.Bryant 23 FG (8-34, 3:57)	3-6
NO	2	0:33	Moore 13 pass from Brees (Hartley kick) (6-72, 2:01)	10-6
TB	3	10:14	Williams 8 run (M.Bryant kick) (8-46, 4:46)	10-13
TB	3	8:36	A.Bryant 39 pass from Garcia (M.Bryant kick) (2-43, 0:49)	10-20
NO	4	12:09	Thomas 20 pass from Brees (Hartley kick) (11-82, 5:44)	17-20
NO	4	5:34	Hartley 43 FG (5-23, 1:42)	20-20
TB	4	1:55	M.Bryant 37 FG (4-2, 0:29)	20-23

FIELD GOALS (made (I) and missed)

NO: Hartley (47) (43)

TB: M.Bryant (38) (23) (37)

2008 GAME BY GAME REVIEW

12 @ TAMPA BAY



NEW ORLEANS SAINTS							TAMPA BAY BUCCANEERS						
RUSHING	ATT	YDS	AVG	LG	TD		RUSHING	ATT	YDS	AVG	LG	TD	
Thomas	11	34	3.1	9	0		Dunn	22	74	3.4	9	0	
McAllister	3	13	4.3	7	0		Garcia	7	42	6.0	20	0	
Bush	3	0	0.0	8	0		Williams	4	20	5.0	8t	1	
Henderson	1	-3	-3.0	-3	0		Bryant	1	13	13.0	13	0	
Total	18	44	2.4	9	0		Total	34	149	4.4	20	1	

NEW ORLEANS SAINTS							TAMPA BAY BUCCANEERS								
PASSING	ATT	CMP	YDS	SK/YD	TD	LG	INT	PASSING	ATT	CMP	YDS	SK/YD	TD	LG	INT
Brees	47	25	296	1/8	2	37	3	Garcia	23	9	119	4/14	1	39t	0
Total	47	25	296	1/8	2	37	3	Total	23	9	119	4/14	1	39t	0

NEW ORLEANS SAINTS							TAMPA BAY BUCCANEERS						
RECEIVING	NO	YDS	AVG	LG	TD		RECEIVING	NO	YDS	AVG	LG	TD	
Colston	6	106	17.7	37	0		Bryant	3	63	21.0	39t	1	
Bush	5	32	6.4	10	0		Clayton	3	29	9.7	26	0	
Shockey	4	52	13.0	21	0		Stevens	2	21	10.5	11	0	
Miller	3	26	8.7	10	0		Gilmore	1	6	6.0	6	0	
Henderson	2	33	16.5	20	0								
Moore	2	15	7.5	13t	1								
Thomas	1	20	20.0	20t	1								
Meachem	1	9	9.0	9	0								
McAllister	1	3	3.0	3	0								
Total	25	296	11.8	37	2		Total	9	119	13.2	39t	1	

NEW ORLEANS SAINTS							TAMPA BAY BUCCANEERS						
INT	NO	YDS	AVG	LG	TD		INT	NO	YDS	AVG	LG	TD	
Phillips	1	13	13.0	13	0		Buchanan	1	7	7.0	7	0	
							June	1	0	0.0	0	0	
Total	0	0	0.0	0	0		Total	3	20	6.7	13	0	

NEW ORLEANS SAINTS							TAMPA BAY BUCCANEERS						
PUNTING	NO	YDS	AVG	TB	I20	LG	PUNTING	NO	YDS	AVG	TB	I20	LG
Pakulak	5	247	49.4	0	0	70	Bidwell	6	221	36.8	0	3	47
Total	5	247	49.4	0	0	70	Total	6	221	36.8	0	3	47


NEW ORLEANS SAINTS							TAMPA BAY BUCCANEERS						
PT RET	NO	YDS	AVG	FC	LG	TD	PT RET	NO	YDS	AVG	FC	LG	TD
Bush	2	-16	-8.0	0	-4	0	Smith	5	82	16.4	0	42	0
Total	2	-16	-8.0	0	-4	0	Total	5	82	16.4	0	42	0

NEW ORLEANS SAINTS							TAMPA BAY BUCCANEERS						
KO RET	NO	YDS	AVG	FC	LG	TD	KO RET	NO	YDS	AVG	FC	LG	TD
Roby	4	71	17.8	0	24	0	Smith	3	76	25.3	0	34	0
Meachem	1	9	9.0	0	9	0							
Total	5	80	16.0	0	24	0	Total	3	76	25.3	0	34	0

TEAM STATISTICS	NO	TB	TEAM STATISTICS	NO	TB
TOTAL FIRST DOWNS	18	11	FGs-PATs HAD BLOCKED	0-0	0-0
By Rushing	3	7	Net Punting Avg.	33.0	39.5
By Passing	14	4	TOTAL RETURN YARDAGE	-16	102
By Penalty	1	0	No. and Yards Punt Returns	2-16	5-82
3rd DOWN EFFICIENCY	5-13-38%	2-15-13%	No. and Yards Kickoff Returns	5-80	3-76
4th DOWN EFFICIENCY	0-1-0%	2-2-100%	No. and Yards Interception Returns	0-0	3-20
TOTAL NET YARDS	332	254	PENALTIES: No.-Yds.	5-45	1-5
Total Plays	66	61	FUMBLES: No.-Lost	0-0	2-1
Avg. Per Play	5.0	4.2	TOUCHDOWNS	2	2
NET YARDS RUSHING	44	149	Rushing	0	1
Total Rushes	18	34	Passing	2	1
Avg. Per Play	2.4	4.4	EXTRA POINTS: Made-Att.	2-2	2-2
Tackles For Loss-Yards	3-11	1-1	Kicking: Made-Att.	2-2	2-2
NET YARDS PASSING	288	105	FIELD GOALS: Made-Att.	2-2	3-3
Sacked-Yards Lost	1-8	4-14	RED ZONE EFFICIENCY	1-1-100%	1-3-33%
Gross Yards	296	119	GOAL-TO-GO EFFICIENCY	0-0-0%	1-1-100%
PASSING: Att.-Comp.-INT	47-25-3	23-9-0	SAFETIES	0	0
Avg. Per Play	6.0	3.9	FINAL SCORE	20	23
KICKOFFS: No.-In EZ-Touchbacks	5-2-2	6-1-1	TIME OF POSSESSION	30:44	29:16
PUNTS: No.-Avg.	5-49.4	6-36.8			
Had Blocked	0	0			

VS. ATLANTA GAME 13

SAINTS: 29 FALCONS: 25
 LOUISIANA SUPERDOME
 NEW ORLEANS, LA. - 12/7/08
 ATTENDANCE: 70,011 TIME: 2:59



In a must-win game in front of 70,011 at the Superdome, the Saints were able to remain in the playoff hunt as RB **Pierre Thomas** led the team to a 29-25 win and a 7-6 record. Thomas turned in the second 100-yard performance of his career, and added a long kickoff return.

The Saints put up the only points of the first quarter when RB **Reggie Bush** caught a five-yard touchdown strike from QB **Drew Brees**, a drive that was set up by an interception by CB **Jason David**.

Atlanta found the end zone twice in the second quarter, but the Saints were able to carry a two-point lead into halftime on the strength of three field goals by K **Garrett Hartley**, the last of which coming as time expired on the half.

Atlanta retook the lead in the third quarter on a field goal, but Thomas responded by capping a drive with a seven-yard TD grab to make the score 22-17 in the Saints' favor early in the fourth.

Falcons QB **Matt Ryan** ran in a 12-yard touchdown and a two-point conversion to put the visitors on top by three with just under eight minutes to play.

Thomas, filling in for an injured

Courtney Roby, dropped back to receive the ensuing kickoff and fielded it four yards deep in the end zone and brought it out 88 yards to the Atlanta 16. Five plays later,

! GAMED NOTES

RB Pierre Thomas turned in a dominant performance. He had 16 carries for 102 yards and a touchdown, caught a seven-yard touchdown pass and set up the game-winning score with his 88-yard kickoff return in the fourth quarter.

For his efforts, **Thomas** was named **NFC Special Teams Player of the Week**. It was the first career **Player of the Week** award of his career.

CB Jason David's first quarter interception and 23-yard return to set up the game's opening scoring drive was his fourth pick of the season, tying a career-best he set as a rookie in 2004 with Indianapolis.

The win was the Saints' sixth victory of 2008 at the Superdome, tying a franchise record for the most home wins in a season that was set in 1992.

Thomas gave the Saints their winning margin on a five-yard TD. Following a defensive stop, Thomas ran out the clock with five rushes to pick up two first downs under the two-minute warning, cross the 100-yard mark for the game, and clinch the victory.

SAINTS - FALCONS GAME SUMMARY

Atlanta Falcons	0	14	3	8	-	25
New Orleans Saints	7	9	0	13	-	29

Team	Qtr	Time	Play Description (Extra Point) (Drive Info)	V-H
NO	1	8:29	Bush 5 pass from Brees (Hartley kick) (3-52, 1:27)	0-7
NO	2	12:05	Hartley 26 FG (10-63, 4:32)	0-10
ATL	2	9:55	Turner 5 run (Elam kick) (4-74, 2:10)	7-10
NO	2	6:10	Hartley 46 FG (9-49, 3:45)	7-13
ATL	2	2:13	Finneran 2 pass from Ryan (Elam kick) (10-77, 3:57)	14-13
NO	2	0:00	Hartley 25 FG (11-73, 2:13)	14-16
ATL	3	3:06	Elam 23 FG (15-69, 9:15)	17-16
NO	4	12:55	Thomas 7 pass from Brees (run failed) (10-87, 5:11)	17-22
ATL	4	7:51	Ryan 12 run (Ryan-Jenkins pass) (11-73, 5:04)	25-22
NO	4	5:47	Thomas 5 run (Hartley kick) (5-16, 2:04)	25-29

FIELD GOALS (made () and missed)

ATL: Elam (23)

NO: Hartley (26) (46) (25)

13 VS. ATLANTA



ATLANTA FALCONS						NEW ORLEANS SAINTS					
RUSHING	ATT	YDS	AVG	LG	TD	RUSHING	ATT	YDS	AVG	LG	TD
Turner	18	61	3.4	26	1	Thomas	16	102	6.4	18	1
Norwood	5	18	3.6	11	0	Bush	10	80	8.0	43	0
Ryan	4	13	3.3	12t	1	Karney	1	2	2.0	2	0
Snelling	2	5	2.5	3	0	Brees	2	0	0.0	1	0
Mughelli	1	2	2.0	2	0	McAllister	1	0	0.0	0	0
Total	30	99	3.3	26	2	Total	30	184	6.1	43	1

ATLANTA FALCONS						NEW ORLEANS SAINTS									
PASSING	ATT	CMP	YDS	SK/YD	TD	LG	INT	PASSING	ATT	CMP	YDS	SK/YD	TD	LG	INT
Ryan	33	24	315	0/0	1	59	1	Brees	32	18	230	0/0	2	36	0
Total	33	24	315	0/0	1	59	1	Total	32	18	230	0/0	2	36	0

ATLANTA FALCONS						NEW ORLEANS SAINTS					
RECEIVING	NO	YDS	AVG	LG	TD	RECEIVING	NO	YDS	AVG	LG	TD
White	10	164	16.4	59	0	Shockey	5	64	12.8	21	0
Jenkins	5	69	13.8	21	0	Henderson	3	72	24.0	36	0
Norwood	4	20	5.0	9	0	Moore	3	35	11.7	15	0
Douglas	2	45	22.5	28	0	Bush	3	26	8.7	15	1
Finneran	2	8	4.0	6	1	Colston	3	26	8.7	11	0
Peelle	1	9	9.0	9	0	Thomas	1	7	7.0	7t	1
Total	24	315	13.1	59	1	Total	18	230	12.8	36	2

ATLANTA FALCONS						NEW ORLEANS SAINTS					
INT	NO	YDS	AVG	LG	TD	INT	NO	YDS	AVG	LG	TD
David	1	23	23.0	23	0	David	1	23	23.0	23	0
Total	1	37	37.0	37	0	Total	1	23	23.0	23	0

ATLANTA FALCONS						NEW ORLEANS SAINTS							
PUNTING	NO	YDS	AVG	TB	I20	LG	PUNTING	NO	YDS	AVG	TB	I20	LG
Koenen	4	190	47.5	0	1	52	Pakulak	3	152	50.7	0	1	55
Total	4	190	47.5	0	1	52	Total	3	152	50.7	0	1	55

ATLANTA FALCONS						NEW ORLEANS SAINTS							
PT RET	NO	YDS	AVG	FC	LG	TD	PT RET	NO	YDS	AVG	FC	LG	TD
Douglas	2	2	1.0	0	2	0	Bush	3	0	0.0	1	0	0
Total	2	2	1.0	0	2	0	Total	3	0	0.0	1	0	0

ATLANTA FALCONS						NEW ORLEANS SAINTS							
KO RET	NO	YDS	AVG	FC	LG	TD	KO RET	NO	YDS	AVG	FC	LG	TD
Norwood	6	142	23.7	0	31	0	Roby	3	59	19.7	0	23	0
Total	6	142	23.7	0	31	0	Total	4	147	36.8	0	88	0

TEAM STATISTICS		ATL	NO	TEAM STATISTICS		ATL	NO
TOTAL FIRST DOWNS		22	24	FGs-PATs HAD BLOCKED		0-0	0-0
By Rushing		9	9	Net Punting Avg.		47.5	50.0
By Passing		13	14	TOTAL RETURN YARDAGE		2	23
By Penalty		0	1	No. and Yards Punt Returns		2-2	3-0
3rd DOWN EFFICIENCY	7-12-58%	4-10-40%		No. and Yards Kickoff Returns		6-142	4-147
4th DOWN EFFICIENCY	0-0-0%	1-1-100%		No. and Yards Interception Returns		0-0	1-23
TOTAL NET YARDS	414	414		PENALTIES: No.-Yds.		5-34	3-30
Total Plays	63	62		FUMBLES: No.-Lost		1-0	0-0
Avg. Per Play	6.6	6.7		TOUCHDOWNS		3	3
NET YARDS RUSHING	99	184		Rushing		2	1
Total Rushes	30	30		Passing		1	2
Avg. Per Play	3.3	6.1		EXTRA POINTS: Made-Att.		3-3	2-3
Tackles For Loss-Yards	4-9	1-1		Kicking: Made-Att.		2-2	2-2
NET YARDS PASSING	315	230		Passing: Made-Att.		1-1	0-0
Sacked-Yards Lost	0-0	0-0		Rushing: Made-Att.		0-0	0-1
Gross Yards	315	230		FIELD GOALS: Made-Att.		1-1	3-3
PASSING: Att.-Comp.-INT	33-24-1	32-18-0		RED ZONE EFFICIENCY		3-4-75%	3-5-60%
Avg. Per Play	9.5	7.2		GOAL-TO-GO EFFICIENCY		2-3-67%	3-4-75%
KICKOFFS: No.-In EZ-Touchbacks	5-4-1	6-3-0		SAFETIES		0	0
PUNTS: No.-Avg.	4-47.5	3-50.7		FINAL SCORE		25	29
Had Blocked	0	0		TIME OF POSSESSION		32:52	27:08

AT CHICAGO GAME 14

BEARS: 27 SAINTS: 24
 SOLDIER FIELD
 CHICAGO, ILL. - 12/11/08
 ATTENDANCE: 61,692 TIME: 3:25



Playing in their third nationally-televised, primetime game of the year against an NFC North opponent and appearing for the first time on NFL Network, the Saints braved the cold and wind for the third-straight year to play a late-season game at Soldier Field. Forcing three turnovers by Bears QB **Kyle Orton** and limiting Chicago to just 55 yards rushing wasn't enough as the Saints left Chicago empty-handed, coming up short in their first overtime game since 2003.

The game got off to an inauspicious start for the visitors when the opening kickoff was fielded by Chicago return man **Danieal Manning** at the 17-yard line and he ran untouched 83 yards for a touchdown and an instant 7-0 Bears lead. Special teams played a key role in the Saints' first touchdown of the night, though, as P **Glenn Pakulak** pinned Chicago on their one-yard line with a punt in the second quarter. LB **Jonathan Vilma** alertly dove on the loose ball when Orton fumbled the snap on the next play and RB **Pierre Thomas** caught a two-yard touchdown pass from QB **Drew Brees** to tie the score two plays later.

A pair of Chicago touchdowns before halftime had the Saints trailing by 14 at the

break, but an inspired second-half comeback soon followed. Thomas scored late in the third quarter on a career-long 42-yard run and following a field goal, the Saints took their first lead of the night with just over three minutes remaining when Brees hit WR **Marques Colston** for an 11-yard score.

! GAME NOTES

With one rushing and one receiving, RB Pierre Thomas scored two touchdowns in the same game for the fourth time in 2008. He was the team's leading rusher with 87 yards and also led the Saints with seven receptions for 59 yards.

LB Scott Fujita led the Saints with 10 tackles and his interception in the fourth quarter set up the touchdown that gave New Orleans a lead late in the contest.

The loss dropped the Saints' all-time record in overtime games to 7-9.

The Bears answered and were able to drive down the field for a game-tying **Robbie Gould** field goal as regulation expired. The home team won the coin toss in overtime and with the assistance of WR **Devin Hester** drawing his second long pass interference penalty of the night, Gould booted a 35-yard game-winner to give Chicago a 27-24 sudden death victory.

SAINTS - BEARS GAME SUMMARY

New Orleans Saints	0	7	7	10	0	-	24
Chiago Bears	7	14	0	3	3	-	27

Team	Qtr	Time	Play Description (Extra Point)	(Drive Info)	V-H
CHI	1	14:48	Manning 83 kickoff return (Gould kick)	(0-0, 0:12)	0-7
NO	2	9:52	Thomas 2 pass from Brees (Hartley kick)	(2-1, 0:42)	7-7
CHI	2	7:42	Forte 1 run (Gould kick)	(4-41, 2:10)	7-14
CHI	2	0:49	Orton 6 run (Gould kick)	(7-42, 2:23)	7-21
NO	3	3:44	Thomas 42 run (Hartley kick)	(2-45, 0:42)	14-21
NO	4	9:07	Hartley 30 FG (14-63, 7:43)		17-21
NO	4	3:05	Colston 11 pass from Brees (Hartley kick)	(6-31, 2:12)	24-21
CHI	4	0:00	Gould 28 FG (13-60, 3:05)		24-24
CHI	OT	12:14	Gould 35 FG (6-52, 2:46)		24-27

FIELD GOALS (made () and missed)
 NO: Hartley (30)

CHI: Gould (28) (35)

14 @ CHICAGO




NEW ORLEANS SAINTS						CHICAGO BEARS									
RUSHING	ATT	YDS	AVG	LG	TD	RUSHING	ATT	YDS	AVG	LG	TD				
Thomas	22	87	4.0	42t	1	Forte	11	34	3.1	8	1				
Bush	6	30	5.0	13	0	Peterson	5	15	3.0	9	0				
Karney	3	1	0.3	2	0	Orton	4	6	1.5	6t	1				
Brees	1	1	1.0	1	0										
Total	32	119	3.7	42t	1	Total	20	55	2.8	9	2				
PASSING	ATT	CMP	YDS	SK/YD	TD	LG	INT	PASSING	ATT	CMP	YDS	SK/YD	TD	LG	INT
Brees	43	24	232	1/6	2	24	2	Orton	40	24	172	1/1	0	20	2
								Maynard	1	0	0	0/0	0	0	0
Total	43	24	232	1/6	2	24	2	Total	41	24	172	1/1	0	20	2
RECEIVING	NO	YDS	AVG	LG	TD	RECEIVING	NO	YDS	AVG	LG	TD				
Thomas	7	59	8.4	14	1	Olsen	8	45	5.6	10	0				
Colston	6	84	14.0	24	1	Forte	5	29	5.8	12	0				
Moore	5	27	5.4	9	0	Hester	4	46	11.5	20	0				
Miller	3	35	11.7	22	0	Clark	3	11	3.7	4	0				
Bush	2	16	8.0	14	0	Lloyd	2	21	10.5	15	0				
Shockey	1	11	11.0	11	0	Davis	1	12	12.0	12	0				
						Peterson	1	8	8.0	8	0				
Total	24	232	9.7	24	2	Total	24	172	7.2	20	0				
INT	NO	YDS	AVG	LG	TD	INT	NO	YDS	AVG	LG	TD				
Bullocks	1	23	23.0	23	0	Brown	1	0	0.0	0	0				
Fujita	1	17	17.0	17	0	Ogunleye	1	0	0.0	0	0				
Total	2	40	20.0	23	0	Total	2	0	0.0	0	0				
PUNTING	NO	YDS	AVG	TB	I20	LG	PUNTING	NO	YDS	AVG	TB	I20	LG		
Pakulak	5	207	41.4	1	2	54	Maynard	5	216	43.2	0	2	56		
Total	5	207	41.4	1	2	54	Total	5	216	43.2	0	2	56		
PT RET	NO	YDS	AVG	FC	LG	TD	PT RET	NO	YDS	AVG	FC	LG	TD		
Bush	2	1	0.5	0	1	0	Hester	2	-2	-1.0	0	5	0		
Moore	1	2	2.0	0	2	0									
Total	3	3	1.0	0	2	0	Total	2	-2	-1.0	0	5	0		
KO RET	NO	YDS	AVG	FC	LG	TD	KO RET	NO	YDS	AVG	FC	LG	TD		
Thomas	3	63	21.0	0	23	0	Manning	5	179	35.8	0	83t	1		
Karney	0	0	0.0	1	0	0	Davis	1	13	13.0	0	13	0		
Total	3	63	21.0	1	23	0	Total	6	192	32.0	0	83t	1		

TEAM STATISTICS	NO	CHI	TEAM STATISTICS	NO	CHI
TOTAL FIRST DOWNS	22	16	FGs-PATs HAD BLOCKED	0-0	0-0
By Rushing	7	5	Net Punting Avg.	37.8	42.6
By Passing	14	9	TOTAL RETURN YARDAGE	43	-2
By Penalty	1	2	No. and Yards Punt Returns	3-3	2-2
3rd DOWN EFFICIENCY	7-17-41%	5-12-42%	No. and Yards Kickoff Returns	3-63	6-192
4th DOWN EFFICIENCY	1-2-50%	0-1-0%	No. and Yards Interception Returns	2-40	2-0
TOTAL NET YARDS	345	226	PENALTIES: No.-Yds.	5-97	4-24
Total Plays	76	62	FUMBLES: No.-Lost	0-0	1-1
Avg. Per Play	4.5	3.6	TOUCHDOWNS	3	3
NET YARDS RUSHING	119	55	Rushing	1	2
Total Rushes	32	20	Passing	2	0
Avg. Per Play	3.7	2.8	Kickoff Returns	0	1
Tackles For Loss-Yards	3-11	1-3	EXTRA POINTS: Made-Att.	3-3	3-3
NET YARDS PASSING	226	171	Kicking: Made-Att.	3-3	3-3
Sacked-Yards Lost	1-6	1-1	FIELD GOALS: Made-Att.	1-1	2-2
Gross Yards	232	172	RED ZONE EFFICIENCY	2-4-50%	2-4-50%
PASSING: Att.-Comp.-INT	43-24-2	41-24-2	GOAL-TO-GO EFFICIENCY	1-2-50%	2-3-67%
Avg. Per Play	5.1	4.1	SAFETIES	0	0
KICKOFFS: No.-In EZ-Touchbacks	6-0-0	4-0-0	FINAL SCORE	24	27
PUNTS: No.-Avg.	5-41.4	5-43.2	TIME OF POSSESSION	36:32	26:14
Had Blocked	0	0			

AT DETROIT GAME 15

SAINTS: 42 LIONS: 7
 FORD FIELD
 DETROIT, MICH. - 12/21/08
 ATTENDANCE: 49,309 TIME: 2:48



Powered by a strong running game and an equally-potent passing attack, the Saints more than doubled the offensive output by the Lions and kept Detroit winless on the season with a dominant 42-7 win. Reaching the end zone on each of their first six possessions, the Saints did not punt the ball all game.

The Saints hit the ground running - scoring four touchdowns in the first half - all on rushing plays with four different ball-carriers. WR **Robert Meachem** opened the scoring less than three minutes into the game by scoring on a 20-yard end-around. RB **Deuce McAllister** doubled the lead with a two-yard touchdown run on a drive that was started when CB **Jason David** ended a Detroit possession deep inside Saints territory with an interception.

The Lions then narrowed the margin to 14-7 but the Saints answered with two more touchdowns in the second quarter, with RB **Mike Bell** scoring his first touchdown as a Saint on a dive into the end zone, followed by a two-yard run by RB **Pierre Thomas** less than a minute before halftime.

QB **Drew Brees** and the New Orleans passing game joined the scoring in the second half, when Brees - who would finish

! GAME NOTES

WR Marques Colston led the team in all receiving categories with nine catches for 99 yards and two touchdowns. It marked the fifth time in his career that Colston had caught more than one TD in the same game.

RB Pierre Thomas became just the second player in team history to score a touchdown in six consecutive games, joining former RB Dalton Hilliard with his two-yard run in the second quarter.

The two touchdown passes by QB Drew Brees pushed his season total to 30, breaking his own franchise record that he set in 2007.

30-of-40 for 351 yards with two touchdowns and a passer rating of 117.8 - fired a pair of touchdown strikes to WR **Marques Colston**.

The scoring ceased at 42-7 and despite picking up their eighth win of the season, other results from around the league eliminated the Saints from playoff contention.

SAINTS - LIONS GAME SUMMARY

New Orleans Saints	14	14	14	0	-	42
Detroit Lions	0	7	0	0	-	7

Team	Qtr	Time	Play Description (Extra Point) (Drive Info)	V-H
NO	1	12:23	Meachem 20 run (Hartley kick) (5-41, 2:37)	7-0
NO	1	1:07	McAllister 2 run (Hartley kick) (17-97, 8:23)	14-0
DET	2	9:45	K.Smith 1 run (Hanson kick) (12-85, 6:22)	14-7
NO	2	4:40	Bell 1 run (Hartley kick) (11-80, 5:05)	21-7
NO	2	0:47	Thomas 2 run (Hartley kick) (7-55, 2:37)	28-7
NO	3	9:33	Colston 6 pass from Brees (Hartley kick) (3-76, 1:55)	35-7
NO	3	3:04	Colston 3 pass from Brees (Hartley kick) (8-76, 3:56)	42-7

FIELD GOALS (made ()) and missed)

NO: None

DET: None

15 @ DETROIT



NEW ORLEANS SAINTS						DETROIT LIONS					
RUSHING	ATT	YDS	AVG	LG	TD	RUSHING	ATT	YDS	AVG	LG	TD
Thomas	13	77	5.9	29	1	K.Smith	24	111	4.6	19	1
McAllister	9	61	6.8	19	1	Stanton	2	16	8.0	15	0
Bell	4	26	6.5	15	1	Cason	1	2	2.0	2	0
Meachem	1	20	20.0	20t	1						
Brees	3	-3	-1.0	-1	0						
Total	30	181	6.0	29	4	Total	27	129	4.8	19	1

NEW ORLEANS SAINTS						DETROIT LIONS									
PASSING	ATT	CMP	YDS	SK/YD	TD	LG	INT	PASSING	ATT	CMP	YDS	SK/YD	TD	LG	INT
Brees	40	30	351	0/0	2	64	0	Orlovsky	23	10	125	1/9	0	28	2
								Stanton	3	1	12	1/2	0	12	0
Total	40	30	351	0/0	2	64	0	Total	26	11	137	2/11	0	28	2

NEW ORLEANS SAINTS						DETROIT LIONS					
RECEIVING	NO	YDS	AVG	LG	TD	RECEIVING	NO	YDS	AVG	LG	TD
Colston	9	99	11.0	30	2	Johnson	4	64	16.0	28	0
Shockey	5	37	7.4	10	0	Standeford	3	46	15.3	20	0
Miller	4	38	9.5	21	0	Colbert	1	12	12.0	12	0
Moore	4	36	9.0	17	0	Owens	1	7	7.0	7	0
Thomas	3	26	8.7	11	0	Felton	1	5	5.0	5	0
Henderson	2	96	48.0	64	0	Norris	1	3	3.0	3	0
Bell	1	14	14.0	14	0						
McAllister	1	6	6.0	6	0						
Karney	1	-1	-1.0	-1	0						
Total	30	351	11.7	64	2	Total	11	137	12.5	28	0

NEW ORLEANS SAINTS						DETROIT LIONS					
INT	NO	YDS	AVG	LG	TD	INT	NO	YDS	AVG	LG	TD
David	1	0	0.0	0	0						
U.Young	1	0	0.0	0	0						
Total	2	0	0.0	0	0	Total	0	0	0.0	0	0

NEW ORLEANS SAINTS						DETROIT LIONS							
PUNTING	NO	YDS	AVG	TB	120	LG	PUNTING	NO	YDS	AVG	TB	120	LG
Harris	4	146	36.5	0	0	46	Harris	4	146	36.5	0	0	46
Total	4	146	36.5	0	0	46	Total	4	146	36.5	0	0	46

NEW ORLEANS SAINTS						DETROIT LIONS							
PT RET	NO	YDS	AVG	FC	LG	TD	PT RET	NO	YDS	AVG	FC	LG	TD
Moore	2	6	3.0	1	6	0							
Green	0	0	0.0	1	0	0							
Total	2	6	3.0	2	6	0	Total	0	0	0.0	0	0	0

NEW ORLEANS SAINTS						DETROIT LIONS							
KO RET	NO	YDS	AVG	FC	LG	TD	KO RET	NO	YDS	AVG	FC	LG	TD
Green	1	60	60.0	0	60	0	Cason	3	72	24.0	0	29	0
Total	1	60	60.0	0	60	0	Total	3	72	24.0	0	29	0

TEAM STATISTICS	NO	DET	TEAM STATISTICS	NO	DET
TOTAL FIRST DOWNS	32	15	FGs-PATs HAD BLOCKED	0-0	0-0
By Rushing	13	6	Net Punting Avg.	0.0	35.0
By Passing	19	8	TOTAL RETURN YARDAGE	6	0
By Penalty	0	1	No. and Yards Punt Returns	2-6	0-0
3rd DOWN EFFICIENCY	11-12-92%	5-12-42%	No. and Yards Kickoff Returns	1-60	3-72
4th DOWN EFFICIENCY	0-0-0%	0-1-0%	No. and Yards Interception Returns	2-0	0-0
TOTAL NET YARDS	532	255	PENALTIES: No.-Yds.	3-12	6-35
Total Plays	70	55	FUMBLES: No.-Lost	2-1	1-0
Avg. Per Play	7.6	4.6	TOUCHDOWNS	6	1
NET YARDS RUSHING	181	129	Rushing	4	1
Total Rushes	30	27	Passing	2	0
Avg. Per Play	6.0	4.8	EXTRA POINTS: Made-Att.	6-6	1-1
Tackles For Loss-Yards	1-1	1-2	Kicking: Made-Att.	6-6	1-1
NET YARDS PASSING	351	126	FIELD GOALS: Made-Att.	0-0	0-0
Sacked-Yards Lost	0-0	2-11	RED ZONE EFFICIENCY	5-5-100%	1-2-50%
Gross Yards	351	137	GOAL-TO-GO EFFICIENCY	5-5-100%	1-1-100%
PASSING: Att.-Comp.-INT	40-30-0	26-11-2	SAFETIES	0	0
Avg. Per Play	8.8	4.5	FINAL SCORE	42	7
KICKOFFS: No.-In EZ-Touchbacks	7-6-4	2-2-1	TIME OF POSSESSION	34:29	25:31
PUNTS: No.-Avg.	0-0-0	4-36.5			
Had Blocked	0	0			

AT CAROLINA GAME 16

PANTHERS: 33 SAINTS: 31
 LOUISIANA SUPERDOME
 NEW ORLEANS, I.A. - 12/28/08
 ATTENDANCE: 69,999 TIME: 3:08



Closing out the season in front of a boisterous home crowd, two frantic chases fell just short in the end as the Saints wrapped up 2008 at 8-8 after an action-packed, 33-31 loss to the Carolina Panthers. A valiant comeback from a 20-point deficit after three quarters wasn't quite enough to pull off the victory and QB **Drew Brees** fell just 15 yards shy of **Dan Marino's** NFL record of 5,084 passing yards in a season. Brees closed 2008 with 5,069 on the year.

Carolina opened up a 9-3 lead after a quarter and a half as the team's kickers provided all the early scoring on four field goals. The Panthers made the lead 20 with two touchdowns in a six-second span, as they backed up a QB **Jake Delhomme** TD pass with a fumble recovery and return for a score on the following kickoff.

Brees connected on a 26-yard strike to WR **Marques Colston** to make it 23-10 at the break. The Panthers scored the only points of the third quarter to make it 30-10 and it looked like the only suspense left in the game would be Brees' chase for the yardage record.

The Saints went to work on the lead, however, as Brees led three touchdown drives

to vault New Orleans to a 31-30 lead with three minutes to go. All three of the scores came on passes, with a seven-yarder to WR **Robert Meachem** and a pair to WR **Lance Moore**.

! GAMENOTES

QB Drew Brees threw for 386 yards and four TDs, bringing him to 5,069 yards and 34 touchdowns on the year, both club records. His yardage total ranks second in NFL history, trailing only **Dan Marino's 5,084 in 1984** and the 34 TDs tied him for the NFL-high in 2008.

Brees tied an NFL record with his 10th 300-yard passing game of the season, matching **Rich Gannon's** mark from 2002.

LB Jonathan Vilma led the team with 13 tackles, bringing his season total to 151 stops, the most for a Saints defender since **LB Winfred Tubbs** notched 161 in 1997.

With two TDs, **WR Lance Moore** ended with 10 on the year, tying for the second-most scoring grabs in a season in franchise history.

Carolina capped the game's scoring and clinched the victory when K **John Kasay's** fourth field goal of the afternoon gave the Panthers the win when it sailed through the uprights with :01 left.

SAINTS - PANTHERS GAME SUMMARY

Carolina Panthers	6	17	7	3	-	33
New Orleans Saints	0	10	0	21	-	31


Team	Qtr	Time	Play Description (Extra Point) (Drive Info)	V-H
CAR	1	8:01	Kasay 45 FG (12-48, 6:59)	3-0
CAR	1	2:21	Kasay 26 FG (9-70, 4:39)	6-0
NO	2	12:35	Hartley 21 FG (10-57, 4:46)	6-3
CAR	2	6:56	Kasay 34 FG (9-57, 5:39)	9-3
CAR	2	3:09	Muhammad 8 pass from Delhomme (Kasay kick) (4-29, 1:56)	16-3
CAR	2	3:03	Wesley 12 fumble return (Kasay kick)	23-3
NO	2	0:40	Colston 26 pass from Brees (Hartley kick) (9-80, 2:23)	23-10
CAR	3	10:02	Stewart 2 run (Kasay kick) (5-72, 2:37)	30-10
NO	4	14:48	Meachem 7 pass from Brees (Hartley kick) (10-69, 3:34)	30-17
NO	4	5:33	Moore 9 pass from Brees (Hartley kick) (12-89, 4:34)	30-24
NO	4	3:11	Moore 13 pass from Brees (Hartley kick) (3-45, 0:47)	30-31
CAR	4	0:01	Kasay 42 FG (7-57, 3:10)	33-31

FIELD GOALS (made (I) and missed)

CAR: Kasay (45) (26) (34) 41WL (42)


NO: Hartley (21)

16 @ CAROLINA



CAROLINA PANTHERS											NEW ORLEANS SAINTS												
RUSHING	ATT	YDS	AVG	LG	TD						RUSHING	ATT	YDS	AVG	LG	TD							
Williams	25	178	7.1	30	0						McAllister	8	40	5.0	11	0							
Stewart	17	56	3.3	16	1						Bell	3	10	3.3	5	0							
Total	42	234	5.6	30	1						Total	11	50	4.5	11	0							
PASSING	ATT	CMP	YDS	SK/YD	TD	LG	INT					PASSING	ATT	CMP	YDS	SK/YD	TD	LG	INT				
Delhomme	20	14	250	1/6	1	54	0					Brees	49	30	386	2/19	4	26t	1				
Total	20	14	250	1/6	1	54	0					Total	49	30	386	2/19	4	26t	1				
RECEIVING	NO	YDS	AVG	LG	TD						RECEIVING	NO	YDS	AVG	LG	TD							
Muhammad	7	79	11.3	28	1						Moore	8	91	11.4	20	2							
Smith	5	134	26.8	54	0						Colston	7	123	17.6	26t	1							
Hackett	2	37	18.5	30	0						McAllister	5	41	8.2	20	0							
											Miller	3	56	18.7	21	0							
											Meachem	3	36	12.0	15	1							
											Henderson	2	29	14.5	19	0							
											Karney	1	7	7.0	7	0							
											Ortega	1	3	3.0	3	0							
Total	14	250	17.9	54	1						Total	30	386	12.9	26t	4							
INT	NO	YDS	AVG	LG	TD						INT	NO	YDS	AVG	LG	TD							
Harris	1	16	16.0	16	0																		
Total	1	16	16.0	16	0						Total	0	0	0.0	0	0							
PUNTING	NO	YDS	AVG	TB	I20	LG					PUNTING	NO	YDS	AVG	TB	I20	LG						
Baker	2	48	24.0	0	1	27					Pakulak	3	164	54.7	1	0	61						
Total	2	48	24.0	0	1	27					Total	3	164	54.7	1	0	61						
PT RET	NO	YDS	AVG	FC	LG	TD					PT RET	NO	YDS	AVG	FC	LG	TD						
Smith	1	10	10.0	0	10	0																	
Jones	1	3	3.0	0	3	0																	
Total	2	13	6.5	0	10	0					Total	0	0	0.0	0	0	0						
KO RET	NO	YDS	AVG	FC	LG	TD					KO RET	NO	YDS	AVG	FC	LG	TD						
Jones	5	112	22.4	0	27	0					Green	3	73	24.3	0	42	0						
Total	5	112	22.4	0	27	0					Total	3	73	24.3	0	42	0						

TEAM STATISTICS	CAR	NO	TEAM STATISTICS	CAR	NO
TOTAL FIRST DOWNS	23	22	FGs-PATs HAD BLOCKED	0-0	0-0
By Rushing	12	4	Net Punting Avg.	24.0	43.7
By Passing	10	18	TOTAL RETURN YARDAGE	29	0
By Penalty	1	0	No. and Yards Punt Returns	2-13	0-0
3rd DOWN EFFICIENCY	6-12-50%	7-13-54%	No. and Yards Kickoff Returns	5-112	3-73
4th DOWN EFFICIENCY	0-0-0%	1-1-100%	No. and Yards Interception Returns	1-16	0-0
TOTAL NET YARDS	478	417	PENALTIES: No.-Yds.	5-30	7-48
Total Plays	63	62	FUMBLES: No.-Lost	0-0	1-1
Avg. Per Play	7.6	6.7	TOUCHDOWNS	3	4
NET YARDS RUSHING	234	50	Rushing	1	0
Total Rushes	42	11	Passing	1	4
Avg. Per Play	5.6	4.5	Kickoff Returns	1	0
Tackles For Loss-Yards	2-4	1-2	EXTRA POINTS: Made-Att.	3-3	4-4
NET YARDS PASSING	244	367	Kicking: Made-Att.	3-3	4-4
Sacked-Yards Lost	1-6	2-19	FIELD GOALS: Made-Att.	4-5	1-1
Gross Yards	250	386	RED ZONE EFFICIENCY	2-4-50%	3-4-75%
PASSING: Att.-Comp.-INT	20-14-0	49-30-1	GOAL-TO-GO EFFICIENCY	2-2-100%	1-2-50%
Avg. Per Play	11.6	7.2	SAFETIES	0	0
KICKOFFS: No.-In EZ-Touchbacks	8-6-4	6-2-1	FINAL SCORE	33	31
PUNTS: No.-Avg.	2-24.0	3-54.7	TIME OF POSSESSION	36:55	23:05
Had Blocked	0	0			



Khai HARLEY
 DIRECTOR OF FOOTBALL ADMINISTRATION

Entering his second season with the Saints and ninth in the NFL, Director of Football Administration Khai

Harley's primary focus is salary cap management. He works in conjunction with the player personnel department, making the club's player acquisitions fit within the structure of the cap. His duties also include contract negotiations, coordinating different areas of football operations and being involved in the administrative functions of running the club.

Harley has a deep background in NFL salary cap administration, Collective Bargaining Agreement (CBA) regulations, and the research of player contracts. He arrived in New Orleans in 2008 after serving for five years as the Manager of Labor Operations with the NFL Management Council. He was responsible for ensuring personnel transactions and player contracts submitted by each team complied with the CBA and the NFL's Constitution & Bylaws while also providing advice to club officials during contract negotiations.

On a daily basis, Harley researches contracts and cap statistics from not only the club but from around the league. It is similar to the daily and yearly reconciliation he did for all 32 clubs in his former position, where he calculated cap figures for each team, made adjustments for the following year and analyzed statistical trends related to player signings.

Harley has also been a member of the NFL's Diversity Council since 2005, which is designed to promote diversity throughout the NFL's administrative offices, recommend diversity initiatives and implement/oversee approved programs. He started in the League Office in 2002 as a Player Personnel Analyst, working to ensure each team's compliance with the salary cap, analyzing player contracts and researching the eligibility of college players.

Harley served as an administrative intern with the Philadelphia Eagles from 2001-02 – gathering data used to determine whether players earned performance-based incentives while also handling other administrative duties – and earlier in 2001 served as football operations intern for the Indianapolis Colts.

Prior to entering the NFL, Harley was a financial analyst with Bloomberg, L.P. from 1995-2000, analyzing domestic and international bond markets, studying trends in European markets for clients, training employees and international staff and ensuring debt issuance within Emerging, Latin American, and U.S. Private Placement Markets were in compliance with corporate and SEC guidelines.

Harley graduated with a degree in Accounting from Rutgers University in 1998, twice receiving the National Association of Black Accountants Scholarship Award. He earned a master's degree in Sports Management from Springfield College in 2001.

Harley and his wife, Vicky – who both grew up in Somerville, N.J. – have two daughters, Na'imah and Samiyah.



**James
NAGAOKA**
DIRECTOR OF OPERATIONS

Entering his 10th season with the Saints, Director of Operations James Nagaoka oversees all aspects of the logistics and day-to-day needs of the football team. He was promoted to his current position in 2003.

Nagaoka arrived in New Orleans in 2000 and served as director of team logistics/box office manager for three seasons. Included in his many responsibilities is managing the Saints' training camp operations, and in 2002 Nagaoka coordinated the construction of the indoor practice field, locker room, weight room and cafeteria at the Saints facility.

He joined the Saints after working for the Seattle Seahawks for 22 years, holding a wide spectrum of responsibilities during his tenure. His duties included entertainment, travel coordination, special projects and ticket sales. As ticket director, Nagaoka managed both sales and operations for 15-consecutive sold-out seasons.

A graduate of the University of Washington, Nagaoka has degrees in communications and Japanese literature.

FOOTBALLOPERATIONS



**DEBBIE
GALLAGHER**
Executive Assistant
to the General
Manager



**GEOFF
SANTINI**
Director of Security

PLAYERPERSONNEL




**DANNY
CALLAHAN**
IT/Applications
Development
Manager



**JOSEPH
LAINE**
Salary Cap Analyst/
Player Personnel



**JASON
MITCHELL**
College Scouting
Coordinator



**Ryan
PACE**
DIRECTOR OF PRO SCOUTING

Entering his eighth year in the Saints player personnel department, Director of Pro Scouting Ryan Pace is responsible for managing the entire pro personnel department on a daily basis.

In addition to overseeing the club's staff of pro scouts, Pace's legion of responsibilities include recommending player acquisitions by scouting current and future NFL free agents, monitoring the waiver wire and evaluating players from other professional leagues. Another ongoing effort is researching possible trade opportunities.

A key responsibility for Pace is supervising the advance scouting of upcoming opponents – including their personnel, tendencies and schemes. The pro personnel department also constantly evaluates current Saints players.

Pace took on his increased duties after being promoted to his current position in 2007. He served as one of the club's pro scouts from 2004-06, with his efforts including evaluating veteran free agents, scouting upcoming opponents and evaluating college players in preparation for the NFL Draft.

Pace had served as a scouting assistant for two years starting in 2002. His well-rounded experiences included evaluating players from around the league as well as prospects from NFL Europe, the Arena Football League and the CFL. Pace also tracked player movement, scouted college players and assisted in the preparation of the draft room.

In 2008, he was selected by the club to attend the Stanford Business School's Executive Education NFL-Stanford Program for Managers, an educational program and honor known across the league as an important training ground for promising executives.

Pace joined the Saints in 2001, assisting in the coordination of all operations on game days, training camp and with the Louisiana Superdome. Married (Stephanie), Pace was a four-year letterman at defensive end at Eastern Illinois (1995-99) – serving as team captain as a senior – and graduated with a degree in marketing.



Rick REIPRISH
DIRECTOR OF COLLEGE SCOUTING

A key member of the Saints' player personnel department since 2004, Rick Reiprish has been an integral part of the club's scouting efforts since arriving in New Orleans. He brings three decades of experience to his position.

As the club's director of college scouting, his responsibilities include coordinating the efforts of the team's area scouts, working to build a consensus entering the draft and grading and scouting college players throughout the year. Reiprish's insight has been essential to the Saints' success during the NFL Draft since his arrival.

New Orleans has picked up a steady stream of top contributors since 2004, including future Pro Bowlers DE Will Smith and T Jammal Brown as well as DT Sedrick Ellis, RB Reggie Bush and S Roman Harper. The draft has also brought late-round finds such as G Jahri Evans and WR Marques Colston, and the scouts have made savvy discoveries in undrafted free agents, most notably RB Pierre Thomas.

Reiprish joined the Saints following an eight-year stint (1994-2002) with Jacksonville as director of player personnel, where he was an architect of the Jaguars' rapid ascension to the top of the AFC. He was responsible for each of the club's drafts since its inaugural effort in 1995, selecting such stalwarts as T Tony Boselli, DE Tony Brackens, RB Fred Taylor, S Donovan Darius and CB Fernando Bryant. Of the team's seven first-round picks from 1995 to 1999, each became a starter, more than any other NFL team in that span.

Originally hired as the Jaguars' Director of College Scouting in 1994, Reiprish was promoted to director of player personnel in 1998. He was responsible for the pro and college scouting departments, including directing the scouting of college players and the draft as well as the evaluation of veteran free agents.

Reiprish joined the Jaguars after working for the Seattle Seahawks for 10 years (1984-94), first as an area scout before being promoted to Eastern Scout Supervisor in 1989. He began his NFL career as a southeast scout with BLESTO from 1979-82. For the previous three years, he was a personnel scout for the Kansas City Chiefs.

Reiprish coached wide receivers and running backs at Austin Peay State

University (1973-76) before going to East Tennessee State in 1977, where he coached quarterbacks and running backs. In 1978, he was offensive line coach at North Alabama.

A native of Shamokin, Pa., Reiprish graduated from Villanova in 1972 and earned a master's degree in education-administration and supervision from Austin Peay in 1974. He and wife Julie were married recently. Reiprish has a son, Andrew.



Brian ADAMS
ASSISTANT DIRECTOR OF COLLEGE SCOUTING

Brian Adams enters his second season as the club's assistant director of college scouting and 23rd in the NFL. Adams evaluates college prospects across the nation throughout the year, and his responsibilities peak annually with a key role in the Saints' preparations for the NFL Draft.

Adams arrived in New Orleans after spending eight seasons with the Carolina Panthers as an area scout. He joined the Panthers in 2001 after serving as one of only three scouts for the XFL in 2000. His football career began with an internship with the Cleveland Browns in 1982 while Adams was a student at Bowling Green University.

Adams became a full-time employee of the Browns in 1984 with a position in coaching administration. In 1989, he moved from coaching to scouting, and remained with Cleveland until the team's move to Baltimore in 1995.

A native of Berea, Ohio, Adams graduated from Cleveland State University after transferring from Bowling Green. Adams and his wife, Lisa, have a daughter, Larissa, and a son, Nicholas.



Terry FONTENOT
PRO SCOUT

Terry Fontenot enters his sixth season in the club's player personnel department and fourth as a pro scout. His responsibilities include evaluating and rating current professional players and preparing the club for acquisitions through free agency or the waiver wire.

Fontenot also assists in the team's yearly draft preparations and the detailed weekly advance scouting of upcoming opponents.

Promoted to his current position in 2006, Fontenot enters his seventh season with the Saints. Since 2004, Fontenot has held multiple positions in the scouting department, including as a pro scouting assistant – where he helped evaluate free agents, track player movement, studied film and aided in the planning for the NFL Draft – and as an assistant in player personnel.

Fontenot joined the Saints in 2003, working in community relations and marketing. A native of Lake Charles, La., he had a standout prep career and was an all-state defensive back at Lagrange High School.

A four-year letterman at safety for Tulane from 1999-2002, Fontenot served as a captain of the Green Wave in 2001 and was a member of the 2002 Hawaii Bowl Champion team. He graduated with a degree in business and organizational information technology.

Fontenot and his wife, Tanya, reside in St. Rose, La.



**Ryan
POWELL**
PRO SCOUT

Entering his third season as a pro scout and fifth with the Saints, Ryan Powell has a wealth of responsibilities that include evaluating free agents from the NFL and other professional leagues, monitoring the waiver wire and advance scouting of opponents. Powell, who also assists in the club's yearly draft preparations, spent his first two years in New Orleans as the team's combine scout. In that position, Powell evaluated college players for both the Saints as well as contributing reports to the National Football Scouting Combine.

Previously, Powell served as a Saints training camp intern in 2004. He also worked on the coaching staff at Linfield College, as an assistant on the team that won the 2004 NCAA Division III National Championship. Powell also worked for the Seattle Seahawks for three summers (1998-2000) as a training camp assistant.

A native of Bend, Ore., Powell graduated in political science and history from Linfield in 2002. He had a standout prep career at Mountain View HS, where he earned all-state honors before playing linebacker at Linfield.

Powell and his wife, Miranda, have a daughter, Nahia.



**Mike
BAUGH**
AREA SCOUT


Mike Baugh – an experienced member of the player personnel department who is entering his 17th season in the NFL – is responsible for evaluating the college prospects located in the central region of the country. Baugh is in his second stint with the Saints, rejoining the club in 2008 after serving as a pro scout with the club from 2000-04.

From 2005-07, Baugh served as the assistant director of player personnel for the Miami Dolphins. Prior to arriving in Miami, his responsibilities with New Orleans included evaluating free agent prospects, advance scouting of opponents and assisting in the yearly draft preparations.

Baugh opened his NFL career with the Seattle Seahawks, spending eight years in various capacities with the club. He started as a public relations intern in 1992, served as an administrative assistant to head coaches Tom Flores and Dennis Erickson from 1993-96 and moved to the Seahawks personnel department in 1997, where he was a scouting assistant.

In 1998, Baugh was named manager of football administration for Seattle, and in 1999, his final year with the club, was promoted to assistant director of pro scouting.

Baugh graduated from Central Washington University with a degree in business administration. He and his wife, Christine, have a daughter, Hannah, and a son, Brett.



**Dwaune
JONES**
AREA SCOUT

With a background that includes stints as a professional player, coach and scout, Dwaune Jones enters his fifth season with the Saints as an area scout. His responsibilities are evaluating players from colleges located throughout the Midwest region of the United States.

A former wide receiver in the NFL and NFL Europe, his prior experience also includes coaching wide receivers for the NFL Cologne Centurions in 2004 and serving as a training camp scouting intern for the Seattle Seahawks that season and in 2005.

FOOTBALLOPERATIONS

Jones was allocated to NFL Europe by Seattle in 2001 and caught 33 passes for 577 yards and five touchdowns for Berlin Thunder. In their World Bowl IX victory over the Barcelona Dragons, Jones caught six passes for 161 yards and a pair of TDs, including a game-winning 53-yard strike from with 4:08 remaining.

Jones also has NFL playing experience with the Cleveland Browns and Houston Texans and served as a training camp intern coach in the NFL Europe League in 2003. During his college career at Richmond University, Jones was a three-year starter who hauled in 146 receptions for 1,994 yards and departed ranked sixth in school history with 15 touchdowns. Jones was also a sprinter on the Richmond track team.



**Josh
LUCAS**
AREA SCOUT

Entering his third season as an area scout and fifth as a member of the Saints' player personnel department, Josh Lucas is responsible for evaluating players from the schools located in the southwest region of the United States.

Prior to being promoted to area scout in 2007, Lucas had spent two seasons as a scouting assistant, where he evaluated free agents, tracked player movement and assisted in the preparations for the NFL Draft.

Lucas joined the Saints after working for the Jacksonville Jaguars from 2002-04. In his final two years with the club, he was a marketing analyst working on the "Jacksonville 39" project, a marketing initiative that raised funds to finance capital improvements to ALLTEL Stadium. Those renovations were completed prior to the city hosting Super Bowl XXXIX.

In 2002 he was an intern for Jacksonville in football operations, and worked in the player personnel dept. during the club's 2004 training camp.

Lucas graduated Cum Laude from Harvard University, where he played safety from 1997-98 before a series of shoulder injuries ended his career. A native of North Canton, Ohio, Lucas and his wife, Caryn, were recently married.

FOOTBALLOPERATIONS



**Jim
MONOS**
AREA SCOUT

Responsible for evaluating players from colleges located throughout the southeast region of the country, Jim Monos enters his fifth season with the Saints as an area scout.

Prior to arriving in New Orleans in 2005, Monos worked for the Philadelphia Eagles from 2001-04 as an area scout, covering the northeast area of the country. In 2000, he was an intern for Philadelphia, serving a dual role in player personnel and media relations.

A native of Palmyra, Pa., Monos was the starting quarterback for Lebanon Valley College in 1995 before transferring to Bloomsburg University, where he graduated with a degree in journalism.

His father, Jim, has been the head coach at Lebanon Valley College since 2005. Previously, Monos, Sr. was the offensive coordinator at Bloomsburg, where he tutored G Jahri Evans, a fourth-round draft pick of the Saints in 2006 (108th overall), a unanimous NFL All-Rookie selection and a cornerstone of the club's offensive line.

Monos is single and resides in Charleston, S.C.



**Mike
NEU**
AREA SCOUT

After serving as the head coach of the Arena Football League's New Orleans VooDoo from 2004-08, Mike Neu enters his first season with the Saints as an area scout. He will be responsible for evaluating the players at the schools located in the north-east region.

The only coach in the VooDoo's history, Neu compiled a 33-31 record and earned 2004 AFL Coach of the Year honors, serving as head coach of the Carolina Cobras for two seasons prior to coming to New Orleans.


Neu previously worked in the Saints player personnel department from 2005-2006, when the VooDoo suspended operations due to Hurricane Katrina. Starting his coaching career as a graduate assistant at Ball State in 1994, he also served as

FOOTBALLOPERATIONS

an assistant in the AFL for three seasons and served as head coach of the Augusta Stallions of af2 in 2000, where was named the league's Coach of the Year.

An Indianapolis native, Neu was a four-year starter at quarterback for Ball State, where he was named the MAC Most Valuable Player and Offensive Player of the Year as a senior in 1993 and is a member of the school's Athletic Hall of Fame. He played professionally with the Canadian Football League's Calgary Stampeders and played in the AFL for two seasons.

Neu and his wife, Charmin, have a daughter, Graycen and a son, Carson.



Terry
WOODEN
AREA SCOUT

Bringing the perspective of a nine-year NFL veteran and the last six years as a scout, Terry Wooden enters his third year with the Saints as an area scout. His responsibilities

include evaluating the prospects from the colleges located in the western region of the country.

Wooden joined the Saints in 2007 after serving as a college scout for the Buffalo Bills from 2003-2006.

Wooden was selected in the second round (29th overall) by Seattle in the 1990 NFL Draft and played for the Seahawks through 1996. After departing Seattle, he had stints with the Kansas City Chiefs (1997) and the Oakland Raiders (1998). While with the Seahawks he was voted the 1992 Ed Block Courage Award winner, presented to the player who best exemplifies the principles of courage and sportsmanship.

During his college career at Syracuse, Wooden was a four-year starter and selected the All-East Coast Athletic Conference first-team three times. He graduated in 1990 with a degree in sociology. Following his career, Wooden was voted to the Syracuse All-Century Team.

He and his wife, Cindy, have two daughters, Tea and Maya, and a son, Brock. Terry's brother, JoJo Wooden, is the assistant director of player personnel for the New York Jets.

FOOTBALLOPERATIONS



Ryan
HOLLERN
COMBINE SCOUT

Ryan Hollern enters his second season as the club's combine scout, and in his position works for the Saints and the National Scouting Combine. The club is part of the scouting service, and Hollern's reports on college prospects are shared with other teams that are members.

Hollern joined the Saints in 2008 after serving as coordinator of recruiting operations at Mississippi State from 2006-07. In that position, he worked in the daily operation of the recruiting office, and his responsibilities included coordinating travel, scholarships, admissions, overseeing the video library and working as a liaison with pro scouts. Hollern was promoted after working as an offensive assistant while completing his graduate studies at MSU. In 2004 he was an administrative assistant in the football office during his initial year as a graduate student.

A 2001 graduate of Gannon University, Hollern played quarterback for two years for the Golden Knights. He coached quarterbacks at Harding University HS (Charlotte, N.C.) for one season prior to arriving at Mississippi State.

Hollern, a native of Indiana, Pa., and his wife Keely have a son, Porter.



Fred
McAFEE
DIRECTOR OF PLAYER DEVELOPMENT

With a wide-range of responsibilities centered around helping players and their families improve their quality of life as well as invest in their futures, Fred McAfee enters his third season as Director of Player Development. He also organizes continuing college education opportunities, internships, life skills training seminars, financial education classes and family assistance.

In addition, McAfee serves as a conduit between players and their dealings with coaches and management. He also helps rookies adjust to the NFL and assists former players in making the transition into life following their careers. He was a longtime standout as a Saints' player, and retired following the 2006 season after a 15-year career.

The transition to the front office has been smooth for McAfee, who was known as a positive influence in the locker room during his time in the league. He played in 194 games in his career, including 122 contests in two stints with New Orleans. Drafted by the Saints in the sixth round of the 1991 NFL Draft, he is the only player in team history to have been on the roster for all three of the club's division championships (1991, 2000, 2006.)

McAfee first played for the Saints from 1991-1993, leading New Orleans in rushing as a rookie with a career-high 494 yards. That season the Saints won their first NFC West title. After a seven-game stint with the Arizona Cardinals in 1994, he was signed by Pittsburgh later that season. He stayed with the Steelers until 1997, and served as their special teams captain for two years.

McAfee rejoined the Saints in 2000 and was voted to the Pro Bowl in 2002 for his stellar special teams play. His final game in New Orleans was the 2006 finale vs. Carolina, and one of the final carries of McAfee's career was a six-yard burst for a touchdown in the third quarter.

He attended Mississippi College, where McAfee graduated with a degree in Mass Communications. In 2007, he completed the NFL Managers Program at Stanford University's Executive Education Graduate School of Business.



Greg
BENSEL
VICE PRESIDENT
OF COMMUNICATIONS

With responsibilities that include serving as the team's official spokesman, overseeing all internal and external communications and being the primary liaison between the club and national and local media, Vice President of Communications Greg Bensel enters his 13th season with the Saints.

Bensel was promoted to his current position after serving for nine seasons as director of media & public relations. In addition to managing his staff, his duties include working with the NFL's network media partners, media operations for home and away games and planning the long-range public relations initiatives for the club.

Bensel has also worked on the NFL public relations staffs for Super Bowl XXXII, XXXIII and XXXVI.

Prior to joining the Saints, Bensel was director of media relations for the Super Bowl XXXI Host Committee and the Greater New Orleans Sports Foundation. He has also served on the media committee for the NCAA Men's Final Four, the

SEC Men's Basketball Tournament and the Sugar Bowl.


A New Orleans native who graduated from Jesuit High School and Tulane, Bensel started his professional career as a media relations administrator for the Professional Golfers Association in Palm Beach Gardens, Fla. He served on the public relations staff for the 1991 PGA Championship, the 1991 Senior PGA Championship and the 1991 Ryder Cup.

Bensel and his wife, Jane, reside in New Orleans and have a daughter, Kate, and a son, Nelson.

COMMUNICATIONS STAFF/PHOTOGRAPHY



MICHAEL C. HEBERT
Director of
Photography



DAVE LAWRENCE
Communications
Assistant



JUSTIN MACIONE
Media & Public
Relations Manager



DOUG MILLER
Senior Director of
New Media



RICKY ZELLER
Director of
Communications



Dave
DESPOSITO
VIDEO DIRECTOR

Dave Desposito, who oversees the filming of all games and practices and edits the video on a daily basis for the coaches, scouts and front office personnel, enters his eighth season with the Saints as video director.

Desposito's responsibilities include breaking down the opponent's weekly game video and keeping a detailed archive for the coaching staff. Since his arrival, the Saints have also installed a state-of-the-art, digital editing system networked throughout the building via computer.

It's time-consuming work that involves late nights and tight deadlines, and the game film that Desposito and his staff generates – as well as that of every NFL team – is also shipped to future opponents.

Desposito came to New Orleans after serving as assistant video director from 1998-2001 for the Jacksonville Jaguars. He worked from 1993-97 for the New York Giants as an intern, coach's show assistant and video assistant.

A native of Little Ferry, N.J., Desposito graduated from William Paterson University with a degree in communications. He and his wife, Christine, have a daughter, Abigail, and a son, Tyler.

VIDEOSTAFF



JOE ALLEY
Video Assistant



JEFF JACOBS
Assistant Video Director



MARCUS UNGARO
Video Assistant



Scottie B. PATTON
HEAD ATHLETIC TRAINER

Scottie Patton, an 18-year veteran of the NFL and entering his 10th season with the Saints, coordinates all medical care and injury rehabilitation as the club's head athletic trainer. He has supervised the team's athletic training staff and set all policies since arriving in New Orleans in 2000.

The Saints' athletic training department has earned a number of awards under Patton's direction. He and his staff were honored as the 2007 Athletic Training Staff of the Year by the Southeastern Athletic Trainers Association. In 2006, they were honored as the Athletic Training Staff of the Year by both the Professional Football Athletic Trainers Society and the National Football League Physician's Society.

Only the third head athletic trainer in club history, Patton served as an assistant athletic trainer with the Philadelphia Eagles from 1996-99 and as an assistant athletic trainer for San Francisco for the previous five years. With the 49ers, Patton was on the staff of the Super Bowl XXIX Champions. He has also served three times as an athletic trainer for the NFC squad at the Pro Bowl, including in 2007 with the Saints.

Patton earned a bachelor's degree in Sports Medicine/Exercise Science from Appalachian State University in 1990. After enrolling in graduate school at the University of South Carolina, Patton completed his master's in Sports Medicine at San Jose State in 1996. A certified athletic trainer, he is a member of the National Athletic Trainers Association (NATA) and the Professional Football Athletic Trainers Society.

Patton began his career as a graduate assistant athletic trainer at South Carolina (1990-91), as a student athletic trainer at Appalachian State (1986-90) and a summer training camp and assistant athletic trainer with the 49ers in 1988-89.

During his final two years with the Eagles, Patton created the Patton Football/Athletic Training Clinic, a non-profit venture in the offseason that provided instruction in athletic training and football skills in his hometown of Gastonia, N.C.

Patton and his wife, Yvette, have three children: Cameron, Alexis and a newly-born son, Roman Scott.



Duane BROOKS
ASSISTANT ATHLETIC TRAINER

Duane Brooks, who brings nearly two decades of experience in his field, enters his eighth season with the Saints. Responsible for treating and rehabilitating players throughout the year. Brooks also administers two tracking systems that monitor a player's progress from injuries for both the club and the NFL.

Brooks joined the Saints in 2002 after spending six seasons with Florida State in a similar capacity. His contributions since have helped the athletic training staff earn several awards, including the 2007 Southeastern Athletic Trainers' Association (SEATA) Professional Athletic Trainers Award and both the Professional Football Athletic Training Society Staff of the Year and Fain Cain Memorial Award in 2006.

While at Florida State, Brooks was the assistant football athletic trainer and head athletic trainer for the baseball team. He traveled to the College World Series three times and was a member of a staff that participated in four national championship football games. Brooks completed summer internships with the Tampa Bay Buccaneers in 1992, 1993 and 1996.

A member of both the National Athletic Trainers Association and the Louisiana Athletic Trainers Association, Brooks has an undergraduate degree from Florida A&M and earned his graduate degree in athletic administration at Florida State. He and his wife, Natasha, have a son, Rashaad.



Kevin MANGUM
ASSISTANT ATHLETIC TRAINER

Among the club's longest-tenured employees, assistant athletic trainer Kevin Mangum works in conjunction with the other members of the training staff to maintain the overall health and welfare of the team while also treating and rehabilitating injured players.

A native of Tylertown, Miss., Mangum has collected a lengthy list of honors as he enters his 29th season with the Saints, including being inducted into the Louisiana Athletic Trainers Association Hall of Fame in 2008.


His contributions have helped the athletic training staff earn several awards, including the 2007 Southeastern Athletic Trainers' Association (SEATA) Professional Athletic Trainers Award and both the Professional Football Athletic Training Society Staff of the Year and Fain Cain Memorial Award in 2006.

Mangum received the Southeast Athletic Trainers Association's 1991 Backbone Award, which recognizes the region's outstanding assistant athletic trainer, and was part of the NFL Athletic Training Staff of the Year in 1986.

Mangum was a student athletic trainer for two years at Southwest Mississippi Junior College and two more at the University of Southern Mississippi before joining the Saints in 1981. He received a bachelor's degree in athletic administration with a specialization in athletic training from USM in 1981, and an advanced degree in physical education from the University of New Orleans in 1988. Mangum was inducted into the Southwest Mississippi Junior College Sports Hall of Fame in 1995.

He and his wife, Susie, have five children – Katie, Megan, Scott, Kevin Paul and Mark. Katie is married, a physical therapist and has two children (Emma and Jude Moore). Mangum's daughter Megan was married in 2008.

MEDICALSTAFF



Dr. JOHN AMOSS Team Physician
Dr. TIM FINNEY Associate Team Orthopedist
Dr. DERYK JONES Team Orthopedist
ERIC RICHARDSON Athletic Training Assistant
Dr. MISTY SURI Team Orthopedist



Dan SIMMONS
HEAD EQUIPMENT MANAGER

As the head equipment manager, Dan Simmons is responsible for the endless list of details that goes into filling the team's needs, including the purchase, upkeep and repair of all equipment and uniforms for the players and coaches, the transportation of that equipment for road trips and the daily practice field arrangement.

Simmons is also the club's longest-tenured employee and now in his fourth decade with the Saints. Known to all at the team's training facility as "Chief," he was honored by the organization for his 30th season with the club in 2002, becoming only the second employee to reach the milestone since the team's founding in 1967. He was hired for his current position April 1, 1973.

Following the 2005 season, Simmons and his staff were selected in a vote by their peers for the Whitey Zimmerman Memorial Award, annually given to the NFL equipment staff that exceeds the usual demands of the position. Simmons and his staff were also the first recipient of the award in 1994.

In 2005, the equipment staff overcame extraordinary challenges in the forced evacuation from New Orleans because of Hurricane Katrina. After departing New Orleans, the club's base of operation moved three times, including a last stop at a high school baseball stadium. The equipment staff made those moves nearly seamless for the team, and with four home games in Baton Rouge, nearly every contest demanded the packing and preparation of a road game.

Dedication to an NFL team runs in his blood. His father, Bill, held a similar post with the St. Louis Cardinals for 22 years. Dan joined the Saints after working with his father. A graduate of Meramec College in St. Louis, Simmons served for four years in the Navy, including a stint in Vietnam. He and his wife, Elaine, have three grown children – Tracy, Tony and Amy – and four grandchildren.

EQUIPMENTSTAFF



GLENNON POWELL Assistant Equipment Manager
JOHN BAUMGARTNER Assistant Equipment Manager
SHAUN ALFRED Equipment Assistant
COREY GAUDET Equipment Assistant

ADMINISTRATION



ADMINISTRATION



Dennis LAUSCHA
EXECUTIVE VICE PRESIDENT/
CHIEF FINANCIAL OFFICER

Entering his 12th season with the Saints, Executive Vice President/Chief Financial Officer Dennis Lauscha maintains multiple roles within the operations of the club and other holdings of Owner Tom Benson. In addition to directing all financial functions of the organization, Lauscha maintains a lead position in the negotiations with government officials and has an active role in the management of New Orleans FOX affiliate WVUE-TV, which is owned by Mr. Benson.

Recently promoted to executive vice president after having served as senior vice president since 2006, Lauscha is a key member of the negotiating team that actively pursues future Super Bowls for the City of New Orleans – including landing the 2013 Super Bowl in May. He joined the Saints as chief financial officer in 1998, has been a vice president since 2003 and Lauscha is one of the club's representatives at the NFL Owner's Meetings.

Lauscha was part of the Saints' contingent that negotiated the agreement with La. Governor Bobby Jindal on a partnership that will continue to the club's commitment to the state through 2025. The deal also creates a new Sports Development District in the city that includes the Benson family purchasing and redeveloping the New Orleans Centre and Dominion Tower. Both properties are adjacent to the Superdome and have sat dormant and in disrepair since Hurricane Katrina 2005.

After months of negotiations, the innovative agreement will dramatically modernize the Superdome, revitalize the area around the stadium and will generate revenue for the state without any new taxes for citizens.

Lauscha is the principal liaison with all vendors that service the club and also oversees several administrative and operations departments. In addition to maintaining the team's finances, Lauscha supervises the Saints' human resources, information technology and facilities and grounds departments. He was also a primary member of the negotiating team during the purchase of WVUE, and has since helped steward the station's growth in the New Orleans market.

Lauscha also negotiated the deal to bring Horizon Entertainment to New Orleans. The joint venture is a television production, content development and motion graphics studio that is part of Mr. Benson's Louisiana Media Company.

During his tenure with the club, he was also instrumental in the expansion of the team's training facility to include a new weight room, indoor field and cafeteria and

ADMINISTRATION

in recent years has also overseen the revamping of the employee benefits program.

Lauscha is involved with numerous league-wide initiatives, including an NFL working committee for league financial reporting and a working committee for disaster preparedness. He has also completed the NFL Managers Program at Stanford University's Executive Education Graduate School of Business.

Lauscha recently completed terms as president of the Preservation Resource Center and as president of the regional chapter of the Boy Scouts of America. He serves on the visiting committee of the Loyola University School of Business.

His dealings with the Saints, state officials and local organizations have provided an opportunity for community involvement. The professional and charitable work of the New Orleans native was recognized by New Orleans CityBusiness when Lauscha was selected as one of the 40 Most Influential Members of the Community. The honor is bestowed on those who are laying the groundwork for a better city.

After graduating from Jesuit High School, Lauscha graduated from the University of Alabama with a degree in business. He has also received a Masters of Business Administration from Loyola University in New Orleans and is a licensed Certified Public Accountant. Prior to joining the Saints, Lauscha worked as the club's auditor for four years while working for a national accounting firm.

Lauscha and his wife Jennifer, have a son, Dennis Patrick, Jr., and a daughter, Evelyn Anne.



Ben **HALES**

**VICE PRESIDENT OF MARKETING
AND BUSINESS DEVELOPMENT**

With a wide-range of responsibilities that includes overseeing the majority of the club's marketing initiatives, Ben Hales enters his 10th season with the Saints and fourth since being promoted to Vice President of Marketing and Business Development.

On a daily basis, Hales directs the Saints' marketing, sponsorship efforts and sales staff. He is also intricately involved in the club's critical planning of short-term and long-range marketing efforts. Hales' duties also entails stadium operations at the Louisiana Superdome, corporate sponsorships, broadcasting partnerships, promotions, advertising, special events and youth programs.

Hales has helped create and implement a variety of innovative opportunities for

ADMINISTRATION

local and national partners to build relationships with the club, including the development of Patron Saints Partners, a premium sponsorship program. Under his direction the club has also added a sponsorship and fulfillment department to ensure corporate partners receive the highest level of service.

The Saints have also significantly increased the number and variety of television and radio programs in the last few years after Hales assumed the role of the club's primary programming negotiator. In addition to a pair of weekly in-season television programs, the Saints now produce numerous specials that have aired on three different local television stations throughout each season.

In 2006, the Saints achieved the first season ticket sellout in team history, a feat the team has equaled prior to the last two seasons. The club was named the 2006 Marketer of the Year by the American Marketing Association's New Orleans regional chapter and also received the 2007 MAX Award for its 2006 "Winning Is An Attitude" advertising campaign.

Hales joined the Saints in 2000 as a corporate sales account executive. In 2001, he was promoted to corporate sales and broadcasting manager before becoming a director the following year and assuming the responsibilities of business and marketing operations.

Prior to joining the Saints, Hales worked in television advertising in the New Orleans market. In addition to his community efforts on behalf of the team, Hales is a member of the People's Health Champions Selection Committee.

A native of New Orleans and a longtime Saints terrace and plaza level season ticket holder before joining the club, Hales earned a degree in English from the University of Mississippi in 1996. Hales, his wife, Kendall, and daughters Madison and Caroline live in New Orleans.



Vicky **NEUMEYER**

**VICE PRESIDENT/
GENERAL COUNSEL**

Providing comprehensive legal consultation and services to the club's executive staff and assuring compliance in all of the organization's business endeavors, Vicky Neumeyer has been a key member of the club's front office since joining the Saints in 2000 and was promoted to vice president/general counsel in 2005.

Her myriad of responsibilities include drafting key documents - including leases, sponsorship agreements and broadcast contracts - identifying and analyzing legal

ADMINISTRATION

issues and presenting comprehensive recommendations.

A member of the Louisiana and federal bars, prior to joining the Saints, Neumeyer spent over five years as an in-house corporate litigation attorney for Exxon. Previously she served as a judicial clerk for the Supreme Court of Louisiana and was in private practice as a consultant to major corporate clients and law firms.

Neumeyer has extensive experience in Sports Law, including antitrust, labor and organizational matters. She also has a comprehensive background in CAD engineering, software development firm drafting, negotiating contracts worldwide, copywriting and in handling legal business issues.

In 2004, Neumeyer was selected by the Saints to attend the Stanford Business School's Executive Education NFL-Stanford Program for Managers, an educational program and honor known league-wide as an important training ground for promising executives. She has also been invited to speak at several venues, including Harvard Law School, The Sports Lawyer's Association annual conferences, American Bar Association programs, Tulane Law School, and Loyola Law School.

After completing her undergraduate work Summa Cum Laude at the University of Wisconsin, Neumeyer earned a Master of Science Degree in Audiology at the school. She graduated with honors from Loyola Law School in 1989 and attained a Master of Law with Distinction with a dual emphasis in Intellectual Property Law and Sports Law in 1998.

Neumeyer and her husband, Jeff, have two daughters: Mary Rose and Jill Marie.



Michael
STANFIELD
VICE PRESIDENT OF
TICKET AND SUITE SALES

Entering his 10th season with the club, Vice President of Ticket & Suite Sales Michael Stanfield is responsible for all of the Saints' consumer marketing efforts – directing the sale of season and group tickets, supervising the lease of the Superdome's luxury suites, overseeing the sale of all team merchandise as well as maintaining the club's high standards of customer service and retention.

Under his direction, the team has surpassed the majority of the club's ticket sales milestones, including selling out on a season-ticket basis for the first time in franchise history in 2006 – a feat that has now reached four-straight seasons.

ADMINISTRATION

In 2008 the club sold not only every seat in the Superdome during the season, but every suite. The club's sale of its official merchandise has also grown annually, and Stanfield also supervises the ticket, suite sales and box office personnel on a daily basis.

Since Stanfield's arrival in 2000, the Saints have sold out every contest in the Superdome but one. Prior to the 2006 season, an innovative season-ticket marketing program fueled the rise to filling the stadium on a season-ticket basis. Fans on all economic levels were reached to both retain existing accounts and cultivate new ones, and those efforts have built a waiting list that has continued to grow for season tickets for the first time in franchise history.

Stanfield has instituted a direct mail and an email database to generate ticket sales and excitement surrounding the club and initiated other creative promotional campaigns.

A veteran of 22 years in the sports industry, Stanfield was promoted to vice president after serving as director of ticket sales and operation services for the Saints from 2000-05. The accomplishments of the Ticket & Suite Sales Dept. were many under Stanfield's direction in his initial six years with the Saints, as the club posted a 36-straight game sellout streak and reached the former club-record of 53,000 season-ticket holders in 2003.

In 2007, Stanfield completed the Stanford Business School's Executive Education NFL-Stanford Program for Managers, an educational program and honor known league-wide as an important training ground for promising executives.

Stanfield is a member of the Ohio University Sports Administration Advisory Board, on the Board of Directors for the Saints Hall of Fame and on the National Sports Forum Steering Committee. A sports industry public speaker, Stanfield has given presentations at many national events.

In prior work experience, he was Director of Ticket Sales for the Detroit Tigers from 1998-99, with the Major League Baseball club achieving an all-time record at the time for ticket revenue over a two-year span.

Stanfield previously served as the Director of Ticket Sales for the Detroit Vipers in 1997, supervising sales and marketing for the International Hockey League club. That season, the Vipers led the IHL in attendance, averaging over 18,000 per game.

His stint with the Tigers was Stanfield's second in Major League Baseball, as he was a member of the ticket sales staff for the Florida Marlins in 1993, the club's inaugural season.

A graduate of St. Leo University (Fla.), Stanfield and his wife, Stacey, have a daughter, Olivia Grace.

ADMINISTRATION



MARCUS BOYLE
Director of Special Events and Business Initiatives



ELICIA BROUSSARD
Assistant Director of Community Affairs



CHARLENE BROWN
Receptionist



JEANNE BROWN
Executive Assistant to Executive VP/CFO



AUSTIN BULL
Ticket Sales Account Executive



TRAVIS BURKETT
Ticket Sales Manager



JARED CAPOZZI
Ticket Sales Account Executive



JOE CHAVIS
Customer Service Representative



TYLER CÖCEK
Accounting Intern



CHRIS CORDARO
Corporate Sales Account Executive



JEAN-PAUL DARDENNE
Director of Corporate Partnerships



KEIRA DURRETTE
Corporate Partnership Service Manager



THOMAS HAN
Ticket Sales Account Executive



CINDY HART
Dir. of Suite Sales & Services and Special Events



DEREK HENDERSON
Corporate Sales Account Executive



STACEY HESS
Receptionist



JOSH HIGHNOTE
Operations Assistant



DERRICK JAMES
Box Office Manager



NICK KARL
Director of Community Affairs




MICHAEL LEWIS
Team Ambassador

ADMINISTRATION



EVAN LINDSEY
Ticket Sales Account Executive




R.J. MATA
Corporate Sales Account Executive



HEATHER METZINGER
Director of Entertainment



TAYLOR MORGAN
Administration & Special Projects Support




RYAN MURPHY
Youth Programs Assistant



STEPHEN PATE
Operations Manager




MISSY FENDER
Manager of Suite Services



WHITNEY-LEHR RAY
Manager of Suite Services




JAY ROMIG
Administrative Director



ANGEL SUHOR
Customer Service Representative




IAN TIGCHELAAR
Director of Business/Marketing Operations



JASON TROSCLAIR
Director of Youth Programs



JUSTIN VARNUM
Director of Ticket Operations



PAUL ZIMMER
Ticket Sales Account Executive

OWNERSHIP

FOOTBALL

ADMINISTRATION

RECORDS

HISTORY

OWNERSHIP

FOOTBALL

ADMINISTRATION

RECORDS

HISTORY

ADMINISTRATION

BUSINESS OFFICE STAFF



JOHN BERFECT
Mail Clerk



LINDA BOURGEOIS
Staff Accountant



MARGARET LEWIS
Staff Accountant/
Asst. Comptroller



LAURA RUSSETT
Human Resources Coordinator



CHARLEEN SHARPE
Comptroller

FACILITIES STAFF



TERRY ASHBURN
Facilities Manager



LESTER VALLET JR.
Assistant Facilities Manager



WADE VICKNAIR
Grounds Superintendent

INFORMATION TECHNOLOGY STAFF



JODY BARBIER
IS/Applications Support Manager



JEFF HUFFMAN
IT Network Manager



CHAD VINCENT
New Media Developer

COMMUNITY AFFAIRS

NEW ORLEANS SAINTS COMMUNITY AFFAIRS

For the New Orleans Saints Community Affairs Dept., every day is game day. Kickoffs come each morning, when the club and its players put in the tireless work to make a positive impact on the people of New Orleans and the Gulf South region. This dedication to the less fortunate and to charitable causes has been a defining trait of Tom Benson's 25-season tenure as Owner. From top management and moving through the team's coaches, players and staff, the organization makes a concerted effort to be a visible and accessible to members of the community, with a hands-on approach toward charitable outreach. But these efforts are sparked by more than the desire to be seen – the Saints are firmly focused on making a positive, lasting impact.

NEW ORLEANS SAINTS HURRICANE KATRINA RELIEF FUND

The region continues to rebound after the worst natural disaster in our nation's history, and the Saints have been on the leading edge of the recovery. The club has since raised over \$1 million in donations through the New Orleans Saints Hurricane Katrina Relief Fund, which was started by Mr. Benson and his family to aid those in need just days after the storm. The monies collected have been used to provide aid and assistance to the people of New Orleans, Louisiana and the Gulf Coast region affected by Hurricane Katrina. In 2008, the entire team and coaching staff worked in conjunction with Rebuilding Together New Orleans, Inc. to complete the restoration of four homes in the Hollygrove neighborhood, an area hit particularly hard by the storm. The Volunteers of America selected Mr. Benson as the winner of the annual Good Samaritan Award in Philanthropy for 2008 in recognition of his efforts to help rebuild the region after Hurricane Katrina.

SPECIAL ATTENTION TO YOUTH & EDUCATION

The Saints organization understands that our children represent the community's hope for the future, and the Community Affairs Department has targeted youth programs and education as primary impact areas in giving back to New Orleans and the Gulf South region. Saints players visit New Orleans area schools each week during the season to stress the importance of education to students as part of the club's Domino's Pizza Literacy Program. The club also partners with youth-oriented charities such as the Boys & Girls Clubs, Special Olympics, Boys and Girls Scouts, the United Way, Early Childhood and



COMMUNITY AFFAIRS

Family Learning Foundation, Wetland Watchers, Children's Pressline and the NFL YET Center. The Saints donated \$100,000 to renovate the YET Center following the Hurricane.

The Saints reach out to thousands of youngsters each year through programs like the Gatorade Junior Training Camp, Saints Experience and the Tackle Football Program. The club is highly involved with the NFL's Junior Player Development Program in New Orleans Public Schools, and supports all of the league's youth initiatives. Over the summer in 2009, the Saints teamed up with the United Way for Greater New Orleans to provide 15 youth football and life skills clinics, free of charge.

CARE & COMPASSION FOR THE ENTIRE COMMUNITY

While supporting youth and education is the club's chief focus in the community, the Saints haven't limited their resources. The club also works closely with the Council on Alcohol and Drug Abuse for Greater New Orleans, the American Red Cross in Southeast Louisiana, Make-A-Wish Foundation, Second Harvest Food Bank, and Bridge House. Each year, millions of dollars are placed back into the community by the Saints through the donation of cash, goods and services.

Encouraged by the Community Affairs Department, Saints players also provide hundreds of less fortunate families a holiday dinner with all the trimmings as part of the team's annual Thanksgiving benefit at Dryades YMCA. In addition, several Saints players take underprivileged children on holiday shopping sprees at their own expense.

Whether through financial support, in-kind donations, charitable appearances or just lending an oversized helping hand, the New Orleans Saints and its Community Affairs Department are there for the Greater New Orleans and Gulf South community, where every day is game day.



YOUTH PROGRAMS

NEW ORLEANS SAINTS YOUTH PROGRAMS

The New Orleans Saints Youth Programs Department maintains an active presence the community throughout the year, bringing NFL excitement to children who may not have the opportunity to experience the thrill of a Saints' football game in person.

The Saints reach thousands of children through programs such as the Gatorade Junior Training Camp, the Saints Experience, the United Way Community Patrol and the High School 7 on 7 Tournament. The club is also highly involved with the NFL's High School Player Development Program and supports all of the league's youth initiatives such as NFL FLAG, Punt, Pass and Kick and USA Football's Coaching School and State Forum.

As part of the Youth Football Foundation's "Play it Smart" program, the Saints also place an "academic coach" in high schools to help football teams excel in academics and on the field. The club also honors area high school coaches through the Saints NFL High School Coach of the Week program, which provides \$1,000 to each of the coach's respective football programs.

The Saints Youth Task Force meets monthly and addresses issues facing today's youth football programs. These efforts positively impact the growth and direction of football for youngsters in the community.

The Youth Programs Department is also influential in the recovery process, helping raise thousands of dollars through the NFL Player Matching Grant program. In conjunction with the NFL Youth Football Fund, the monies were contributed to youth football organizations throughout the region.



RECORDS



CAREER LEADERS

Scoring

	TD	PAT	FG	Total
1. Morten Andersen (1982-94)	0	412	302	1,318
2. John Carney (2001-06)	0	211	150	661
3. Doug Brien (1995-2000)	0	144	123	513
4. Deuce McAllister (2001-08)	55	0	0	330
5. Dalton Hilliard (1986-93)	53	0	0	318
6. Joe Horn (2000-06)	50	3*	0	306
7. Eric Martin (1985-93)	48	0	0	288
8. Charlie Durkee (1967-68, 71-72)	0	87	52	243
9. Danny Abramowicz (1967-73)	37	0	0	222
10. Tony Galbreath (1976-80)	33	1	2	205

* - Two-point conversions

Touchdowns

1. Deuce McAllister (2001-08)	55
2. Dalton Hilliard (1986-93)	53
3. Joe Horn (2000-06)	50
4. Eric Martin (1985-93)	48
5. Danny Abramowicz (1967-73)	37
6. Tony Galbreath (1976-80)	33
7. Wayne Wilson (1979-86)	30
8. Chuck Muncie (1976-80)	29
9. Henry Childs (1974-80)	28
10. Quinn Early (1991-95)	25

Rushing Yards

	Att.	Yards	Avg.	Long	TD
1. Deuce McAllister (2001-08)	1,429	6,096	4.3	76t	49
2. George Rogers (1981-84)	995	4,267	4.3	79t	23
3. Dalton Hilliard (1986-93)	1,126	4,164	3.7	65t	39
4. Rueben Mayes (1986-88, 90)	837	3,408	4.1	50	23
5. Chuck Muncie (1976-80)	788	3,393	4.3	69t	28
6. Ricky Williams (1999-2001)	814	3,129	3.8	46	16
7. Tony Galbreath (1976-80)	760	2,865	3.8	74t	27
8. Mario Bates (1994-97)	678	2,554	3.8	74t	21
9. Wayne Wilson (1979-86)	658	2,462	3.7	41t	16
10. Archie Manning (1971-75, 77-82)	357	2,058	5.8	27	18

Passing Yards

	Yards	Att.	Comp.	Pct.	TD	Int.
1. Archie Manning (1971-75, 77-82)	21,734	3,335	1,849	55.4	115	156
2. Aaron Brooks (2000-05)	19,156	2,771	1,563	56.4	120	84
3. Bobby Hebert (1985-89, 91-92)	14,630	2,055	1,202	58.5	85	75
4. Drew Brees (2006-)	13,910	1,841	1,209	65.7	88	46
5. Jim Everett (1994-96)	10,622	1,571	958	61.0	60	48
6. Billy Kilmer (1967-70)	7,490	1,116	592	53.0	47	62
7. Dave Wilson (1981, 83-88)	6,987	1,039	551	53.0	36	55
8. Steve Walsh (1990-93)	3,879	620	336	54.2	25	22
9. Ken Stabler (1982-84)	3,670	570	326	57.2	17	33
10. Billy Joe Tolliver (1998-2000)	3,343	467	249	53.3	15	20

Passing Touchdowns

	TD	Att.	Comp.	Yards	Pct.	Int.
1. Aaron Brooks (2000-05)	120	2,771	1,563	19,156	56.4	84
2. Archie Manning (1971-75, 77-82)	115	3,335	1,849	21,734	55.4	156
3. Drew Brees (2006-)	88	1,841	1,209	13,910	65.7	46
4. Bobby Hebert (1985-89, 91-92)	85	2,055	1,202	14,630	58.5	75
5. Jim Everett (1994-96)	60	1,571	958	10,622	61.0	48
6. Billy Kilmer (1967-70)	47	1,116	592	7,490	53.0	62
7. Dave Wilson (1981, 83-88)	36	1,039	551	6,987	53.0	55
8. Steve Walsh (1990-93)	25	620	336	3,879	54.2	22
9. Ken Stabler (1982-84)	17	570	326	3,670	57.2	33
10. Bobby Scott (1973-82)	15	500	237	2,781	47.4	28
Billy Joe Tolliver (1998-2000)	15	467	249	3,343	53.3	20

OWNERSHIP

FOOTBALL

ADMINISTRATION

RECORDS

HISTORY

Receptions

	Rec.	Yards	Avg.	Long	TD
1. Eric Martin (1985-93)	532	7,854	14.8	84	48
2. Joe Horn (2000-06)	523	7,622	14.6	72t	50
3. Danny Abramowicz (1967-73)	309	4,875	15.8	80t	37
4. Tony Galbreath (1976-80)	284	2,221	7.8	38	6
5. Quinn Early (1991-95)	270	3,758	13.9	70t	25
6. Hoby Brenner (1981-93)	267	3,849	14.4	57	21
7. Dalton Hilliard (1986-93)	249	2,233	9.0	54t	14
8. Deuce McAllister (2001-08)	234	1,720	7.4	39	5
9. Marques Colston (2006-)	215	3,000	14.0	86t	24
10. Reggie Bush (2006-)	213	1,599	7.5	74	8

ReceivingYards

	Yards	Rec.	Avg.	Long	TD
1. Eric Martin (1985-93)	7,854	532	14.8	84	48
2. Joe Horn (2000-06)	7,622	523	14.6	72t	50
3. Danny Abramowicz (1967-73)	4,875	309	15.8	80t	37
4. Hoby Brenner (1981-93)	3,849	267	14.4	57	21
5. Quinn Early (1991-95)	3,758	270	13.9	70t	25
6. Henry Childs (1974-80)	3,224	207	15.6	59t	27
7. Marques Colston (2006-)	3,000	215	14.0	86t	24
8. Wes Chandler (1978-81)	2,801	182	15.4	85t	15
9. Donté Stallworth (2002-05)	2,791	195	14.3	76t	23
10. Michael Haynes (1994-96)	2,368	162	14.6	78t	13

PuntingAverage (minimum 50 attempts)

	No.	Avg.	Long
1. Mark Royals (1997-98)	176	45.8	66
2. Mitch Berger (2003-05)	227	43.7	69
3. Steve Weatherford (2006-08)	166	43.5	61
4. Tommy Barnhardt (1987, 89-94, 99)	515	42.5	65
5. Tom McNeill (1967-69)	130	42.3	81
6. Brian Hansen (1984-88)	363	42.0	66
7. Steve O'Neal (1973)	81	41.7	71
8. Toby Gowin (2000-02)	211	41.6	62
9. Julian Fagan (1970-72)	225	41.6	71
10. Tom Blanchard (1974-78)	447	41.3	71

PuntReturnAverage (minimum 20 returns)

	No.	Yds.	Avg.	Long	TD
1. Mel Gray (1986-88)	49	657	13.4	80	1
2. Andre Hastings (1997-99)	23	305	13.3	76	0
3. Eric Guliford (1997-98)	57	599	10.5	40	0
4. Michael Lewis (2001-06)	142	1,482	10.4	83t	1
5. Howard Stevens (1973-74)	54	547	10.1	40	0
6. Reggie Bush (2006-)	51	498	9.8	71t	4
7. Pete Athas (1976)	35	332	9.5	67	0
8. Chad Morton (2000)	30	278	9.3	51	0
9. Tyrone Hughes (1993-96)	116	1,060	9.1	83t	2
10. Jitter Fields (1984)	27	236	8.7	61	0

KickoffReturnAverage (minimum 25 returns)

	No.	Yds.	Avg.	Long	TD
1. Walt Roberts (1967)	28	737	26.3	91t	1
2. John Gilliam (1967-68, 1977)	31	809	26.1	94t	1
3. Eric Guliford (1997-98)	61	1,559	25.6	102t	1
4. Tyrone Hughes (1993-96)	229	5,717	25.0	99t	3
5. Pierre Thomas (2007-)	67	1,658	24.7	88	0
6. Michael Lewis (2001-06)	243	5,903	24.3	97t	3
7. Deuce McAllister (2001-08)	45	1,091	24.2	63	0
8. Gene Howard (1968-69)	32	760	23.8	86	0
9. Margene Adkins (1972)	43	1,020	23.7	61	0
10. Chad Morton (2000)	44	1,029	23.4	68	0

Interceptions

	No.	Yds.	Avg.	Long	TD
1. Dave Waymer (1980-89)	37	395	10.7	44	0
2. Tommy Myers (1972-81)	36	621	17.3	97t	2
3. Sammy Knight (1997-2002)	28	464	16.6	91t	4
4. Gene Atkins (1987-93)	21	324	15.4	79	0
5. Dave Whitsell (1967-69)	19	236	12.4	41t	2
6. Johnnie Poe (1981-87)	17	267	15.7	40t	2
7. Toi Cook (1987-93)	16	280	17.5	63t	2
8. Brett Maxie (1985-93)	15	206	13.7	50t	3
Ernie Jackson (1972-77)	15	187	12.5	46	0
10. Fred Thomas (2000-07)	13	140	10.8	43	0

QuarterbackSacks (since 1982)

	No
1. Rickey Jackson (1981-93)	115.0
2. Wayne Martin (1989-99)	82.5
3. Pat Swilling (1986-92)	76.5
4. Frank Warren (1981-89, 91-94)	52.5
5. Joe Johnson (1994-98, 2000-01)	50.5
6. La'Roi Glover (1997-2001)	50.0
7. Jim Wilks (1981-93)	45.5
8. Renaldo Turnbull (1990-96)	44.5
Darren Howard (2000-05)	44.5
10. Charles Grant (2002-)	41.5

FieldGoals

	Att.	Made	Pct.	Long
1. Morten Andersen (1982-94)	389	302	.776	60
2. John Carney (2001-06)	180	150	.833	53
3. Doug Brien (1995-2000)	149	123	.826	56
4. Charlie Durkee (1967-68, 71-72)	101	52	.515	47
5. Tom Dempsey (1969-70)	75	40	.533	63
6. Rich Szaro (1975-78)	57	37	.649	50
7. Bill McClard (1973-75)	45	23	.511	47
Benny Ricardo (1980-81)	42	23	.548	47
9. Garrett Hartley (2008-)	13	13	1.000	47
10. Garo Yepremian (1979)	16	12	.750	44

GamesPlayed (minimum 100)

	No.		No.
1. K Morten Andersen (1982-94)	196	22. LB Vaughan Johnson (1986-93)	120
2. LB Rickey Jackson (1981-93)	195	23. S Brett Maxie (1985-93)	118
3. DE Frank Warren (1981-89,91-94)	189	24. P Tommy Barnhardt (1987, 89-94, 99)	110
4. T Stan Brock (1980-92)	186	25. T Dave Lafary (1977-85)	109
5. DT/DE Jim Wilks (1981-93)	183	CB Fred Thomas (2000-07)	109
6. TE Hoby Brenner (1981-93)	175	27. RB Dalton Hilliard (1986-93)	108
7. DT Wayne Martin (1989-99)	171	28. LB Pat Swilling (1986-92)	107
8. DT Derland Moore (1973-85)	170	S Gene Atkins (1987-93)	107
9. G/T Jim Dombrowski (1986-96)	151	30. G Jake Kupp (1967-75)	106
10. DB Dave Waymer (1980-89)	149	DE Joe Johnson (1994-2001)	106
11. LS Kevin Houser (2000-08)	144	32. DE Willie Whitehead (1999-06)	105
12. WR Eric Martin (1985-93)	143	33. DE/LB Renaldo Turnbull (1990-96)	104
13. C Joel Hilgenberg (1984-93)	142	34. DT Elex Price (1973-80)	103
14. C John Hill (1975-84)	138	35. DE/DT Bruce Clark (1982-88)	102
15. S Tommy Myers (1972-81)	136	WR Joe Horn (2000-06)	102
16. QB Archie Manning (1971-75,77-82)	134	DE Charles Grant (2002-)	102
TE John Tice (1983-92)	134	37. TE Larry Hardy (1978-85)	101
18. LB Sam Mills (1986-94)	133	CB Toi Cook (1987-93)	101
19. T William Roaf (1993-2001)	131	39. RB Wayne Wilson (1979-86)	100
20. LB Joe Federspiel (1972-80)	130	CB Johnnie Poe (1981-87)	100
21. RB Fred McAfee (1991-93, 2000-06)	122	C Jerry Fontenot (1997-2003)	100

YEARLY LEADERS

Scoring

	TD	PAT	FG	Points
1967 — Charlie Durkee	-	27-27	14-32	69
1968 — Charlie Durkee	-	27-27	19-37	84
1969 — Tom Dempsey	-	33-35	22-41	99
1970 — Tom Dempsey	-	16-17	18-34	70
1971 — Charlie Durkee	-	24-25	16-23	72
1972 — Danny Abramowicz	.7	-	-	42
1973 — Bill McClard	-	9-9	13-24	48
1974 — Bill McClard	-	19-20	9-16	46
1975 — Rich Szaro	-	17-17	10-16	47
1976 — Rich Szaro	-	18-23	25-29	79
1977 — Henry Childs	.9	-	-	54
1978 — Tony Galbreath	.7	0-1	-	42
Chuck Muncie	.7	-	-	42
1979 — Garo Yepremian	-	39-40	12-16	75
1980 — Benny Ricardo	-	31-34	10-17	61
1981 — George Rogers	.13	-	-	78
1982 — Wayne Wilson	.5	-	-	30
1983 — Morten Andersen	-	37-38	18-24	91
1984 — Morten Andersen	-	34-34	20-27	94
1985 — Morten Andersen	-	27-29	31-35	120
1986 — Morten Andersen	-	30-30	26-30	108
1987 — Morten Andersen	-	37-37	28-36	121
1988 — Morten Andersen	-	32-33	26-36	110
1989 — Dalton Hilliard	.18	-	-	108
1990 — Morten Andersen	-	29-29	21-27	92
1991 — Morten Andersen	-	38-38	25-32	113
1992 — Morten Andersen	-	33-34	29-34	120
1993 — Morten Andersen	-	33-33	28-35	117
1994 — Morten Andersen	-	32-32	28-39	116
1995 — Doug Brien	-	16-16	12-17	52
1996 — Doug Brien	-	18-18	21-25	81
1997 — Doug Brien	-	22-22	23-27	91
1998 — Doug Brien	-	31-31	20-22	91
1999 — Doug Brien	-	20-21	24-29	92
2000 — Doug Brien	-	37-37	23-29	106
2001 — John Carney	-	32-32	27-31	113
2002 — John Carney	-	37-37	31-35	130
2003 — John Carney	-	36-37	22-30	102
2004 — John Carney	-	38-38	22-27	104
2005 — John Carney	-	22-22	25-32	97
2006 — John Carney	-	46-47	23-25	115
2007 — Marques Colston	.11	-	-	66
2008 — Pierre Thomas	.12	-	-	72

Rushing Yards

	Att.	Yds.	Avg.	Long	TD
1967 — Jim Taylor	.130	390	3.0	16	2
1968 — Don McCall	.155	637	4.1	48	4
1969 — Andy Livingston	.181	761	4.2	18	5
1970 — Tony Baker	.82	337	4.1	29	1
1971 — Jim Strong	.95	404	4.3	39	3
1972 — Bob Gresham	.121	381	3.1	23	3
1973 — Jess Phillips	.198	663	3.3	20	0
1974 — Alvin Maxson	.165	714	4.3	66t	2
1975 — Mike Strachan	.161	668	4.1	21	2
1976 — Chuck Muncie	.149	659	4.4	51	2
1977 — Chuck Muncie	.201	811	4.0	36	6
1978 — Tony Galbreath	.186	635	3.4	20t	5
1979 — Chuck Muncie	.238	1,198	5.0	69t	11
1980 — Jimmy Rogers	.80	366	4.6	24	1
1981 — George Rogers	.378	1,674	4.4	79t	13
1982 — George Rogers	.122	535	4.4	38	3
1983 — George Rogers	.256	1,144	4.5	76t	5
1984 — George Rogers	.239	914	3.8	28	2
1985 — Wayne Wilson	.168	645	3.8	41t	1
1986 — Rueben Mayes	.286	1,353	4.7	50	8
1987 — Rueben Mayes	.243	917	3.8	38	5
1988 — Dalton Hilliard	.204	823	4.0	36	5
1989 — Dalton Hilliard	.344	1,262	3.7	40	13
1990 — Craig Heyward	.129	599	4.6	47t	4
1991 — Fred McAfee	.109	494	4.5	34	2

YEARLY LEADERS

1992 — Vaughn Dunbar	.154	565	3.7	25	3
1993 — Derek Brown	.180	705	3.9	60	2
1994 — Mario Bates	.151	579	3.8	40	6
1995 — Mario Bates	.244	951	3.9	66t	7
1996 — Mario Bates	.164	584	3.6	33	4
1997 — Ray Zellars	.156	552	3.5	27	4
1998 — Lamar Smith	.138	457	3.3	33	1
1999 — Ricky Williams	.253	884	3.5	25	2
2000 — Ricky Williams	.248	1,000	4.0	26t	8
2001 — Ricky Williams	.313	1,245	4.0	46	6
2002 — Deuce McAllister	.325	1,388	4.3	62	13
2003 — Deuce McAllister	.351	1,641	4.7	76t	8
2004 — Deuce McAllister	.351	1,074	4.0	71	9
2005 — Antowain Smith	.166	659	4.0	42	3
2006 — Deuce McAllister	.244	1,057	4.3	57	10
2007 — Reggie Bush	.157	581	3.7	22	4
2008 — Pierre Thomas	.129	625	4.8	42t	9

Longest Rush

1967 — Don McCall, 48t at Washington 12/17
1968 — Don McCall, 48 vs. Washington 9/22
1969 — Tony Baker, 54 at St. Louis 11/2
1970 — Tony Baker, 27 at St. Louis 10/11
1971 — Jim Strong, 39 at San Francisco 11/14
1972 — Bill Butler, 27 at Atlanta 11/12
1973 — Archie Manning, 23 at L.A. Rams 11/11
1974 — Alvin Maxson, 66t vs. St. Louis 12/8
1975 — Steve Rogers, 22 vs. Chicago 12/21
1976 — Tony Galbreath, 74t at Kansas City 9/26
1977 — Chuck Muncie, 36 vs. L.A. Rams 10/30
1978 — Chuck Muncie, 28 at Atlanta 11/26
1979 — Chuck Muncie, 69t vs. Atlanta 9/2
1980 — Tony Galbreath, 26 at L.A. Rams 9/2
1981 — George Rogers, 79t at Cleveland 10/18
1982 — George Rogers, 38 at San Francisco 11/28
1983 — George Rogers, 76t vs. St. Louis 9/4
1984 — Hokie Gajan, 62t at Dallas 10/21
1985 — Earl Campbell, 45 at Atlanta 12/22
1986 — Rueben Mayes, 50 vs. New England 11/30
1987 — Rueben Mayes, 38 vs. San Francisco 10/25
1988 — Craig Heyward, 73t vs. L.A. Raiders 10/23
1989 — Dalton Hilliard, 40 vs. L.A. Rams 11/26
1990 — Gill Fenerty, 60t at L.A. Rams 12/9
1991 — Dalton Hilliard, 65t at Atlanta 9/29
1992 — Vaughn Dunbar, 25 at Atlanta 9/20
1993 — Lorenzo Neal, 74t at Atlanta 9/12
1994 — Mario Bates, 40 vs. Dallas 12/19
1995 — Mario Bates, 66t at New England 12/3
1996 — Ray Zellars, 63 vs. Chicago 10/13
1997 — Mario Bates, 74t vs. Detroit 9/21
1998 — Lamar Smith, 33 at Indianapolis 9/27
1999 — Billy Joe Tolliver, 33 at Chicago 10/3
2000 — Fred McAfee, 40 vs. Carolina 10/15; Jerald Moore, 40 vs. St. Louis 12/24
2001 — Deuce McAllister, 54t at Atlanta, 12/9
2002 — Deuce McAllister, 62 vs. Green Bay, 12/9
2003 — Deuce McAllister, 76t at Philadelphia, 11/23
2004 — Deuce McAllister, 71 at Carolina, 1/2/05
2005 — Antowain Smith, 42 vs. Chicago, 11/6
2006 — Deuce McAllister, 57 vs. Tampa Bay, 10/8
2007 — Aaron Stecker, 26 vs. Tampa Bay, 12/23
2008 — Reggie Bush, 43 vs. Atlanta, 12/7

Passing Yards

	Att.	Comp.	Yards	Pct.	Long	Int	TD
1967 — Gary Cuozzo	.260	134	1,562	51.5	49	12	7
1968 — Billy Kilmer	.315	167	2,060	53.0	51	17	15
1969 — Billy Kilmer	.360	193	2,532	53.6	52	17	20
1970 — Billy Kilmer	.237	135	1,557	56.9	46	17	6
1971 — Edd Hargett	.210	96	1,191	45.7	49	5	6
1972 — Archie Manning	.448	230	2,781	51.3	66t	21	18
1973 — Archie Manning	.267	140	1,642	52.4	65t	12	10
1974 — Archie Manning	.261	134	1,429	51.3	79t	16	6
1975 — Archie Manning	.338	159	1,685	47.0	71t	17	7
1976 — Bobby Douglass	.212	103	1,288	48.6	74	8	4

YEARLY LEADERS

1977	— Archie Manning	205	113	1,284	55.1	59t	9	8
1978	— Archie Manning	471	291	3,416	61.8	71t	16	17
1979	— Archie Manning	420	252	3,169	60.0	85	20	15
1980	— Archie Manning	509	309	3,716	60.7	56	20	23
1981	— Archie Manning	232	134	1,447	57.8	55	11	5
1982	— Ken Stabler	189	117	1,343	61.9	48	10	6
1983	— Ken Stabler	311	176	1,988	56.6	48	18	9
1984	— Richard Todd	312	161	2,178	51.6	74	19	11
1985	— Dave Wilson	293	145	1,843	49.5	50	15	11
1986	— Dave Wilson	342	189	2,353	55.3	63t	12	7
1987	— Bobby Hebert	294	164	2,119	55.8	67	9	15
1988	— Bobby Hebert	478	280	3,156	58.6	40t	15	20
1989	— Bobby Hebert	353	222	2,686	62.9	54t	15	15
1990	— Steve Walsh	327	175	1,970	53.5	58	13	12
1991	— Bobby Hebert	248	149	1,676	60.1	65t	8	9
1992	— Bobby Hebert	422	249	3,287	59.0	72t	16	19
1993	— Wade Wilson	388	221	2,457	57.0	42t	15	12
1994	— Jim Everett	540	346	3,855	64.1	78t	18	22
1995	— Jim Everett	567	345	3,970	60.8	70t	14	26
1996	— Jim Everett	464	267	3,117	57.5	51	16	12
1997	— Heath Shuler	203	106	1,288	52.2	89t	14	2
1998	— Billy Joe Tolliver	199	110	1,427	55.3	82t	4	8
1999	— Billy Joe Tolliver	268	139	1,916	51.9	57	16	7
2000	— Jeff Blake	302	184	2,025	60.9	49t	9	13
2001	— Aaron Brooks	558	312	3,832	55.9	63	22	26
2002	— Aaron Brooks	528	283	3,685	53.6	64	15	27
2003	— Aaron Brooks	518	306	3,546	59.1	76t	8	24
2004	— Aaron Brooks	542	309	3,810	57.0	57	16	21
2005	— Aaron Brooks	431	240	2,882	55.7	66	17	13
2006	— Drew Brees	554	356	4,418	64.3	86t	11	26
2007	— Drew Brees	652	440	4,423	67.5	58	18	28
2008	— Drew Brees	635	413	5,069	65.0	84t	11	26

Longest Pass Completion

1967	— 96, Billy Kilmer to Walter Roberts at Philadelphia 11/19
1968	— 51, Billy Kilmer to Jim Hester vs. Pittsburgh 12/15
1969	— 70, Jim Ninowski to Don Shy at L.A. Rams 10/5
1970	— 49, Edd Hargett to Bob Shaw at Cincinnati 11/29
1971	— 63, Archie Manning to Danny Abramowicz at Houston 10/3
1972	— 66t, Archie Manning to Dave Parks at N.Y. Giants 10/8
1973	— 65t, Archie Manning to Jubilee Dunbar at Los Angeles 11/11
1974	— 79t, Archie Manning to Bob Newland vs. Los Angeles 11/17
1975	— 71t, Archie Manning to Larry Burton vs. Atlanta 11/2
1976	— 74, Bobby Douglass to Tinker Owens vs. San Francisco 12/12
1977	— 59t, Archie Manning to Henry Childs vs. Green Bay 9/18
1978	— 71t, Archie Manning to Larry Hardy at Atlanta 11/26
1979	— 85, Archie Manning to Wes Chandler at San Francisco 9/23
1980	— 56, Archie Manning to Brooks Williams vs. Atlanta 10/19
1981	— 55, Archie Manning to Wayne Wilson at Cleveland 10/18
1982	— 48, Ken Stabler to Aundra Thompson at Chicago 9/19
1983	— 48, Ken Stabler to Kenny Duckett at L.A. Rams 9/11
1984	— 74, Richard Todd to Tyrone Young at Chicago 10/7
1985	— 76t, Bobby Hebert to Eugene Goodlow vs. San Francisco 12/15
1986	— 84, Bobby Hebert to Eric Martin vs. Green Bay 9/14
1987	— 82t, John Fourcade to Mike Waters vs. L.A. Rams 10/4
1988	— 40, Bobby Hebert to John Tice vs. Dallas 10/3
	40t, Bobby Hebert to Eric Martin vs. Denver 11/20
1989	— 54t, Bobby Hebert to Floyd Turner at Rams 10/22
	54t, John Fourcade to Dalton Hilliard at Buffalo 12/10
1990	— 68t, John Fourcade to Floyd Turner at Atlanta, 10/7
1991	— 65t, Bobby Hebert to Floyd Turner vs. Chicago, 10/27
1992	— 72t, Bobby Hebert to Wesley Carroll vs. Chicago, 9/13
1993	— 63t, Mike Buck to Quinn Early at Pittsburgh, 10/17
1994	— 78t, Jim Everett to Michael Haynes at Atlanta, 12/11
1995	— 70t, Jim Everett to Quinn Early vs. Atlanta, 9/17
1996	— 57t, Doug Nussmeier to Terry Guess vs. Atlanta, 12/8
1997	— 89t, Heath Shuler to Randal Hill at Chicago, 10/5
1998	— 89t, Kerry Collins to Andre Hastings vs. Dallas, 12/6
1999	— 90t, Billy Joe Hobert to Eddie Kennison vs. Atlanta, 10/10
2000	— 53t, Aaron Brooks to Willie Jackson vs. Oakland 11/19
2001	— 63, Aaron Brooks to Willie Jackson at San Francisco, 11/11
2002	— 64, Aaron Brooks to Jerome Pathon vs. Pittsburgh, 10/6
2003	— 76t, Aaron Brooks to Donté Stallworth vs. Dallas, 12/28
2004	— 57, Aaron Brooks to Joe Horn vs. Kansas City, 11/14

YEARLY LEADERS

2005 — 66, Aaron Brooks to Devery Henderson at Minnesota, 9/25
 2006 — 86t, Drew Brees to Marques Colston at Carolina, 10/1
 2007 — 58, Drew Brees to David Patten at Tampa Bay, 9/16
 2008 — 84t, Drew Brees to Devery Henderson vs. Tampa Bay, 9/7

Receiving Yards

	No.	Yds.	Avg.	Long	TD	
1967	— Danny Abramowicz	50	721	14.4	80t	6
1968	— Danny Abramowicz	54	890	16.4	47t	7
1969	— Danny Abramowicz	73	1,015	13.9	49t	7
1970	— Danny Abramowicz	55	906	16.5	48	5
1971	— Danny Abramowicz	37	657	17.8	63	5
1972	— Bob Newland	47	579	12.3	42	2
1973	— John Beasley	31	280	9.0	22	1
1974	— Alvin Maxson	42	294	7.0	22	1
1975	— Alvin Maxson	41	234	5.7	33	0
1976	— Tony Galbreath	54	420	7.8	35	1
1977	— Tony Galbreath	41	265	6.5	30	0
1978	— Tony Galbreath	74	582	7.9	35	2
1979	— Wes Chandler	65	1,069	16.4	85	6
1980	— Wes Chandler	65	975	15.0	50	6
1981	— Jack Holmes	38	206	5.4	19	0
1982	— Jeff Groth	30	383	12.8	39	1
1983	— Jeff Groth	49	585	11.9	42	1
1984	— Hokie Gajan	35	288	8.2	51	2
1985	— Hoby Brenner	42	652	15.5	30	3
1986	— Mike Jones	48	625	13.0	45	3
1987	— Eric Martin	44	778	17.7	67	7
1988	— Eric Martin	85	1,083	12.7	40t	7
1989	— Eric Martin	68	1,090	16.0	53t	8
1990	— Eric Martin	63	912	14.5	58	5
1991	— Eric Martin	66	803	12.2	30	4
1992	— Eric Martin	68	1,041	15.3	52t	5
1993	— Eric Martin	66	950	14.4	54t	3
1994	— Quinn Early	82	894	10.9	33	4
1995	— Quinn Early	81	1,087	13.4	70t	8
1996	— Torrance Small	50	558	11.2	41	2
1997	— Randal Hill	55	761	13.8	89t	2
1998	— Sean Dawkins	53	823	15.5	64t	1
1999	— Eddie Kennison	61	835	13.7	90t	4
2000	— Joe Horn	94	1,340	14.3	52	8
2001	— Joe Horn	83	1,265	15.2	56	9
2002	— Joe Horn	88	1,312	14.9	63	7
2003	— Joe Horn	78	973	12.5	50t	10
2004	— Joe Horn	94	1,399	14.9	57	11
2005	— Donté Stallworth	70	945	13.5	43	7
2006	— Marques Colston	70	1,038	14.8	86t	8
2007	— Marques Colston	98	1,202	12.3	45	11
2008	— Lance Moore	79	928	11.7	70t	10

Receiving Average (minimum 20 receptions)

	No.	Yds.	Avg.	Long	TD	
1967	— Ray Poage	24	380	15.8	65	0
1968	— Danny Abramowicz	54	800	16.5	47t	7
1969	— Al Dodd	37	600	16.2	52	1
1970	— Al Dodd	28	484	17.3	45t	1
1971	— Danny Abramowicz	37	657	17.8	63t	5
1972	— Danny Abramowicz	38	668	17.6	51	7
1973	— Jubilee Dunbar	23	447	19.4	65t	4
1974	— Bob Newland	27	490	18.1	79t	2
1975	— Paul Seal	28	414	14.8	38	1
1976	— Don Herrmann	34	535	15.7	57	0
1977	— Henry Childs	33	518	15.7	59t	9
1978	— Henry Childs	53	869	16.4	52	4
1979	— Henry Childs	51	846	16.6	51	5
1980	— Ike Harris	37	692	18.7	44t	6
1981	— Jeff Groth	20	380	19.0	54	1
1982	— Jeff Groth	30	383	12.8	39	1
1983	— Hoby Brenner	41	574	14.0	38t	3
1984	— Tyrone Young	29	597	20.6	74	3
1985	— Eugene Goodlow	32	603	18.8	76t	3
1986	— Eric Martin	37	675	18.2	84	5
1987	— Eric Martin	44	778	17.7	67	7

YEARLY LEADERS

1988	Eric Martin	85	1,083	12.7	40t	7
1989	Brett Perriman	20	356	17.8	47	0
1990	Floyd Turner	21	396	18.9	68t	4
1991	Quinn Early	32	541	16.9	52	2
1992	Quinn Early	30	556	18.9	59t	5
1993	Quinn Early	45	670	14.9	63t	6
1994	Torrance Small	49	719	14.7	75t	5
1995	Michael Haynes	41	597	14.6	48	4
1996	Michael Haynes	44	786	17.9	51	4
1997	Andre Hastings	48	722	15.0	39	5
1998	Keith Poole	24	509	21.2	82t	2
1999	Keith Poole	42	796	19.0	67t	6
2000	Joe Horn	94	1,340	14.3	52	8
2001	Joe Horn	83	1,265	15.2	56	9
2002	Jake Reed	21	360	17.1	54	3
2003	Donté Stallworth	25	485	19.4	76t	3
2004	Jerome Pathon	34	581	17.1	38	1
2005	Devery Henderson	22	343	15.6	66	3
2006	Devery Henderson	32	745	23.3	76t	5
2007	Devery Henderson	20	409	20.5	54	3
2008	Devery Henderson	32	793	24.8	84t	3

Punts

	No.	Yds.	Avg.	Long	
1967	Tom McNeill	74	3,174	42.9	66
1968	Tom McNeill	49	2,009	41.0	58
1969	Olie Cordill	42	1,719	40.9	58
1970	Julian Fagan	77	3,269	42.5	64
1971	Julian Fagan	77	3,188	41.4	64
1972	Julian Fagan	71	2,899	40.8	71
1973	Steve O'Neal	81	3,375	41.7	71
1974	Tom Blanchard	88	3,704	42.1	71
1975	Tom Blanchard	92	3,776	41.0	61
1976	Tom Blanchard	101	3,974	39.3	63
1977	Tom Blanchard	82	3,474	42.4	66
1978	Tom Blanchard	84	3,532	42.0	61
1979	Rick Partridge	57	2,330	40.9	61
1980	Russell Erxleben	89	3,499	39.3	57
1981	Russell Erxleben	66	2,672	40.5	60
1982	Russell Erxleben	46	1,976	43.0	60
1983	Russell Erxleben	74	3,034	41.0	60
1984	Brian Hansen	69	3,020	43.8	66
1985	Brian Hansen	89	3,763	42.3	58
1986	Brian Hansen	81	3,456	42.7	66
1987	Brian Hansen	52	2,104	40.5	60
1988	Brian Hansen	72	2,913	40.5	64
1989	Tommy Barnhardt	55	2,179	39.6	56
1990	Tommy Barnhardt	70	2,990	42.7	65
1991	Tommy Barnhardt	86	3,743	43.5	61
1992	Tommy Barnhardt	67	2,947	44.0	62
1993	Tommy Barnhardt	77	3,356	43.6	58
1994	Tommy Barnhardt	67	2,920	43.6	57
1995	Klaus Wilmsmeyer	73	2,965	40.6	53
1996	Klaus Wilmsmeyer	87	3,551	40.8	63
1997	Mark Royals	88	4,038	45.9	66
1998	Mark Royals	88	4,017	45.6	64
1999	Tommy Barnhardt	82	3,262	39.8	52
2000	Toby Gowin	74	3,043	41.1	58
2001	Toby Gowin	76	3,180	41.8	62
2002	Toby Gowin	61	2,553	41.9	59
2003	Mitch Berger	71	3,144	44.3	59
2004	Mitch Berger	85	3,704	43.6	63
2005	Mitch Berger	71	3,066	43.2	69
2006	Steve Weatherford	77	3,369	43.8	59
2007	Steve Weatherford	63	2,757	43.8	61
2008	Steve Weatherford	26	1,094	42.1	61

PuntReturns

	No.	Yds.	Avg.	Long	TD	
1967	Walter Roberts	11	50	4.5	11	0
1968	John Gilliam	15	60	4.0	21	0
1969	Al Dodd	15	106	7.1	21	0
1970	Al Dodd	14	129	9.2	41	0

YEARLY LEADERS

1971	Al Dodd	13	88	6.8	14	0
1972	Tommy Myers	9	43	4.8	10	0
1973	Howard Stevens	17	171	10.1	37	0
1974	Howard Stevens	37	376	10.2	40	0
1975	Gil Chapman	17	207	12.2	42	0
1976	Pete Athas	35	332	9.5	67	0
1977	Rich Mauti	37	281	7.6	33	0
1978	Wes Chandler	34	233	6.9	32	0
1979	Rich Mauti	27	218	8.1	33	0
1980	Rich Mauti	11	111	10.1	18	0
1981	Jeff Groth	37	436	11.8	36	0
1982	Jeff Groth	21	144	6.9	18	0
1983	Jeff Groth	39	275	7.1	30	0
1984	Jitter Fields	27	236	8.7	61	0
1985	Willie Tullis	17	141	8.3	17	0
1986	Eric Martin	24	227	9.5	39	0
1987	Mel Gray	24	352	14.7	80	0
1988	Mel Gray	25	305	12.2	66t	1
1989	Rod Harris	27	196	7.3	20	0
1990	Vince Buck	37	305	8.2	33	0
1991	Vince Buck	31	260	8.4	52	0
1992	Patrick Newman	23	158	6.9	18	0
1993	Tyrone Hughes	37	503	13.6	83t	2
1994	Tyrone Hughes	21	143	6.8	35	0
1995	Tyrone Hughes	28	262	9.4	74	0
1996	Tyrone Hughes	30	152	5.1	16	0
1997	Eric Guliford	47	498	10.6	32	0
1998	Andre Hastings	22	307	14.0	76	0
1999	Eddie Kennison	35	258	7.4	18	0
2000	Chad Morton	30	278	9.3	51	0
2001	Wane McGarity	19	183	9.6	42	0
2002	Michael Lewis	44	625	14.2	83t	1
2003	Michael Lewis	30	275	9.2	27	0
2004	Michael Lewis	34	382	11.2	53	0
2005	Az-Zahir Hakim	34	260	7.6	42	0
2006	Reggie Bush	28	216	7.7	65t	1
2007	Lance Moore	20	185	9.3	48	0
2008	Reggie Bush	20	270	13.5	71t	3

KickoffReturns

	No.	Yds.	Avg.	Long	TD	
1967	Walter Roberts	28	737	26.3	91t	1
1968	Gene Howard	23	533	23.2	36	0
1969	Tom Barrington	17	394	23.2	54	0
1970	Ken Burrough	15	298	19.9	38	0
	Al Dodd	15	319	21.3	32	0
1971	Virgil Robinson	19	443	23.3	51	0
1972	Margene Adkins	43	1,020	23.7	61	0
1973	Howard Stevens	26	590	22.7	48	0
1974	Howard Stevens	33	749	22.7	41	0
1975	Gil Chapman	28	614	21.9	36	0
1976	Tony Galbreath	20	399	19.9	32	0
1977	Rich Mauti	27	609	22.6	38	0
1978	Wes Chandler	32	760	23.8	38	0
1979	Rich Mauti	36	801	22.2	39	0
1980	Jimmy Rogers	41	930	22.7	88	0
1981	Wayne Wilson	31	722	23.3	57	0
1982	Aundra Thompson	10	211	21.1	35	0
1983	Kenny Duckett	33	719	21.8	61	0
1984	Kenny Duckett	29	580	20.0	39	0
1985	Edward Anthony	23	476	20.7	52	0
	Willie Tullis	23	480	20.9	62	0
1986	Mel Gray	31	866	27.9	101t	1
1987	Mel Gray	30	636	21.2	43	0
1988	Mel Gray	32	670	20.9	39	0
1989	Rod Harris	19	378	19.9	39	0
1990	Gil Fenerty	28	572	20.4	58	0
1991	Gene Atkins	20	368	18.4	27	0
1992	Fred McAfee	19	393	20.7	38	0
1993	Tyrone Hughes	30	753	25.1	99t	1
1994	Tyrone Hughes	63	1,556	24.7	98t	2
1995	Tyrone Hughes	66	1,617	24.5	83	0
1996	Tyrone Hughes	70	1,791	25.6	58	0
1997	Eric Guliford	43	1,128	26.2	102t	1
1998	Qadry Ismail	28	590	21.1	39	0

YEARLY LEADERS

1999	Dino Philyaw	53	1,165	22.0	55	0
2000	Chad Morton	44	1,029	23.4	68	0
2001	Deuce McAllister	45	1,091	24.2	63	0
2002	Michael Lewis	70	1,807	25.8	97t	2
2003	Michael Lewis	45	1,068	23.7	53	0
2004	Michael Lewis	51	1,215	23.8	96t	1
2005	Aaron Stecker	31	672	21.7	46	0
2006	Michael Lewis	37	914	24.7	51	0
2007	Pierre Thomas	36	865	24.0	64	0
2008	Pierre Thomas	31	793	25.6	88	0

Interceptions

	No.	Yds.	Avg.	Long	TD	
1967	Dave Whitsell	10	178	17.8	41t	2
1968	Dave Whitsell	6	44	7.3	32	0
1969	Elijah Nevett	3	20	6.7	20	0
1970	Hugo Hollas	5	79	15.8	29	0
1971	Delles Howell	5	120	24.0	60	0
	Hugo Hollas	5	56	11.2	25	0
1972	Bivian Lee	4	65	16.3	32	0
1973	Ernie Jackson	3	40	13.3	23	0
	Tommy Myers	3	33	11.0	20	0
	Jim Merlo	3	25	8.3	16	0
	Bivian Lee	3	23	7.7	12	0
1974	Ernie Jackson	4	53	13.3	28	0
	Terry Schmidt	4	27	6.8	24t	1
1975	Tommy Myers	5	83	16.6	29	0
1976	Jim Merlo	4	142	35.5	83t	2
1977	Chuck Crist	4	6	1.5	6	0
1978	Tommy Myers	6	167	27.8	97t	1
1979	Tommy Myers	7	127	18.1	52t	1
1980	Tommy Myers	5	96	19.2	48	0
1981	Dave Waymer	4	54	13.5	31	0
1982	Russell Gary	2	25	12.5	19	0
	Dennis Winston	2	-2	-1.0	0	0
1983	Johnnie Poe	7	146	20.9	31t	1
1984	Dave Waymer	4	9	2.3	9	0
1985	Dave Waymer	6	49	8.2	28	0
1985	Dave Waymer	6	49	8.2	28	0
1986	Dave Waymer	9	48	5.3	17	0
1987	Dave Waymer	5	78	15.6	35	0
	Reggie Sutton	5	68	13.6	26	0
1988	Gene Atkins	4	42	10.5	40	0
1989	Dave Waymer	6	66	11.0	42	0
1990	Brett Maxie	2	88	44.0	50t	1
	Toi Cook	2	55	27.5	50	0
	Gene Atkins	2	15	7.5	15	0
	Bennie Thompson	2	0	0.0	0	0
1991	Gene Atkins	5	39.6	7.9	79	0
	Vince Buck	5	12	2.4	12	0
1992	Toi Cook	6	90	15.0	48t	1
1993	Gene Atkins	3	59	19.7	37	0
1994	Jimmy Spencer	5	24	4.8	11	0
1995	Jimmy Spencer	4	11	2.8	9	0
1996	Anthony Newman	3	40	13.3	21	0
	Greg Jackson	3	24	8.0	10	0
1997	Sammy Knight	5	75	15.0	39	0
1998	Sammy Knight	6	171	28.5	91t	2
1999	Ashley Ambrose	6	27	4.5	16	0
2000	Sammy Knight	5	68	13.6	37t	2
2001	Sammy Knight	6	114	19.0	40	0
2002	Fred Thomas	5	80	16.0	43	0
	Sammy Knight	5	36	7.2	17	0
2003	Fred Thomas	4	47	11.8	20	0

YEARLY LEADERS

2004	Mike McKenzie	5	19	3.8	14	0
2005	Jason Craft	3	63	21.0	39	0
2006	Mike McKenzie	2	54	27.0	54	0
	Scott Fujita	2	19	9.5	19	0
	Josh Bullocks	2	14	7.0	14	0
	Omar Stoutmire	2	10	5.0	10	0
2007	Mike McKenzie	3	161	53.7	75t	2
	Roman Harper	3	58	19.3	31t	1
	Jason David	3	21	7.0	19	0
2008	Jason David	5	83	16.6	42	0

Quarterback Sacks

	No.	Yds.	
1982	Bruce Clark, DE	5.5	51
1983	Rickey Jackson, LB	12	81.5
1984	Rickey Jackson, LB	12	95
1985	Rickey Jackson, LB	11	89
1986	James Geathers, DE	9	73
	Rickey Jackson, LB	9	71
1987	Pat Swilling, LB	10.5	87
1988	Rickey Jackson, LB	7	66
	Pat Swilling, LB	7	65
1989	Pat Swilling, LB	16.5	164
1990	Pat Swilling, LB	11	68
1991	Pat Swilling, LB	17	139
1992	Wayne Martin, DE	15	102
1993	Renaldo Turnbull, LB	13	73
1994	Darion Conner, LB	10	66
1995	Wayne Martin, DT	13	89
1996	Wayne Martin, DT	11	84.5
1997	Wayne Martin, DT	10.5	60
1998	La'Roi Glover, DT	10	83
1999	La'Roi Glover, DT	8.5	47
2000	La'Roi Glover, DT	17	112
2001	Charlie Clemons, LB	13.5	96
2002	Darren Howard, DE	8	51
2003	Charles Grant, DE	10	42
2004	Darren Howard, DE	11	64
2005	Will Smith, DE	8.5	60
2006	Will Smith, DE	10.5	79.5
2007	Will Smith, DE	7	41
2008	Bobby McCray, DE	6	35

INDIVIDUAL RECORDS

Service

Most Seasons

13	Morten Andersen, 1982-94
	Hoby Brenner, 1981-93
	Stan Brock, 1980-92
	Rickey Jackson, 1981-93
	Derland Moore, 1973-85
	Frank Warren, 1981-89,91-94
	Jim Wilks, 1981-93

Most Games

196	Morten Andersen, 1982-94
195	Rickey Jackson, 1981-93
189	Frank Warren, 1981-89,91-94
186	Stan Brock, 1980-92
183	Jim Wilks, 1981-93

Scoring

TOTAL POINTS

Career	
1,318	Morten Andersen, 1982-94 (302 FG, 412 PAT)
661	John Carney, 2001-06 (150 FG, 211 PAT)
513	Doug Brien, 1995-2000 (123 FG, 144 PAT)
330	Deuce McAllister, 2001-08 (55 TD)
318	Dalton Hilliard, 1986-93 (53 TD)

Season

130	John Carney, 2002 (31 FG, 37 PAT)
121	Morten Andersen, 1987 (28 FG, 37 PAT)
120	Morten Andersen, 1985 (31 FG, 27 PAT)
	Morten Andersen, 1992 (a29 FG, 33 PAT)
117	Morten Andersen, 1993 (28 FG, 33 PAT)

Game

24	Joe Horn, vs. N.Y. Giants, 12/14/04 (4 TD)
	Reggie Bush, vs. San Francisco, 12/3/06 (4 TD)
18	Walt Roberts, vs. Philadelphia, 11/5/67 (3 TD)
	Danny Abramowicz, vs. San Francisco, 9/26/71 (3 TD)
	Archie Manning, vs. Chicago, 10/2/77 (3 TD)
	Chuck Muncie, vs. San Francisco, 11/11/79 (3 TD)
	George Rogers, at L.A. Rams, 11/8/81 (3 TD)
	Wayne Wilson, vs. Atlanta, 1/2/83 (3 TD)
	Dalton Hilliard, at L.A. Rams, 10/22/89 (3 TD)
	Rueben Mayes, vs. Phoenix, 9/23/90 (3 TD)
	Mario Bates, at L.A. Rams, 12/4/94 (3 TD)
	Ricky Williams, at Atlanta, 10/22/00 (3 TD)
	Deuce McAllister, vs. Atlanta, 10/27/02 (3 TD)
	Deuce McAllister, at Baltimore, 12/8/02 (3 TD)
	Mike Karney, at Dallas, 12/10/06 (3 TD)
	Marques Colston, at San Francisco, 10/28/07 (3 TD)

Opponent

24	Dave Williams, at St. Louis, 11/2/69 (4 TD)
	Wayne Morris, at St. Louis, 10/23/77 (4 TD)
	Rodney Hampton, at N.Y. Giants, 9/24/95 (4 TD)
	Mike Anderson, vs. Denver, 12/3/00 (4 TD)

TOUCHDOWNS

Career	
55	Deuce McAllister, 2001-08
53	Dalton Hilliard, 1986-93
50	Joe Horn, 2000-06
48	Eric Martin, 1985-93
37	Danny Abramowicz, 1967-73

Season

18	Dalton Hilliard, 1989
16	Deuce McAllister, 2002
13	George Rogers, 1981
12	Pierre Thomas, 2008
11	Chuck Muncie, 1979
	Wayne Wilson, 1983
	Joe Horn, 2004
	Deuce McAllister, 2006
	Marques Colston, 2007

Game

4	Joe Horn, vs. N.Y. Giants, 12/14/04
	Reggie Bush, vs. San Francisco, 12/3/06
3	Walt Roberts, vs. Philadelphia, 11/5/67
	Danny Abramowicz, vs. San Fran., 9/26/71
	Archie Manning, vs. Chicago, 10/2/77
	Chuck Muncie, vs. San Fran., 11/11/79
	George Rogers, at L.A. Rams 11/8/81
	Wayne Wilson, vs. Atlanta, 12/8/83
	Dalton Hilliard, at L.A. Rams, 10/22/89
	Rueben Mayes, vs. Phoenix, 9/23/90
	Mario Bates, at L.A. Rams, 12/4/94
	Ricky Williams, at Atlanta, 10/22/00
	Deuce McAllister, vs. Atlanta, 10/27/02
	Deuce McAllister, at Baltimore, 12/8/02
	Mike Karney, at Dallas, 12/10/06
	Marques Colston, at San Francisco, 10/28/07

Opponent

4	Dave Williams, at St. Louis, 11/2/69
	Wayne Morris, at St. Louis, 10/23/77
	Rodney Hampton, at N.Y. Giants, 9/24/95
	Mike Anderson, vs. Denver, 12/3/00

FIELD GOALS MADE

Career

302	Morten Andersen, 1982-94 (389 att.)
150	John Carney, 2001-06 (155 att.)
123	Doug Brien, 1995-2000 (149 att.)
52	Charlie Durkee, 1967-68,71-72 (101 att.)
40	Tom Dempsey, 1969-70 (74 att.)

Season

31	Morten Andersen, 1985 (35 att.)
	John Carney, 2002 (35 att.)
29	Morten Andersen, 1992 (34 att.)
28	Morten Andersen, 1987 (36 att.)
	Morten Andersen, 1993 (35 att.)
	Morten Andersen, 1994 (39 att.)

Game

5	Charlie Durkee, at Green Bay, 11/28/71 (6 att.)
	Morten Andersen, vs. L.A. Rams, 12/1/85 (5 att.)
	Morten Andersen, vs. San Francisco, 10/25/87 (7 att.)
	Morten Andersen, vs. Atlanta, 12/3/92 (5 att.)
	Morten Andersen, at Atlanta, 12/11/94 (5 att.)
	John Carney, vs. Minnesota, 10/7/01 (5 att.)
	John Carney, at St. Louis, 10/28/01 (5 att.)
	John Carney, at St. Louis, 9/26/04 (6 att.)

Opponent

6	Bobby Howfield, at N.Y. Jets, 12/3/72 (7 att.)
	Ray Wersching, vs. San Francisco, 10/16/83 (6 att.)
	Norm Johnson, vs. Atlanta 11/13/94 (6 att.)
	John Kasay, vs. Carolina, 12/5/04 (6 att.)

LONGEST FIELD GOAL

63	Tom Dempsey, vs. Detroit 11/8/70, - NFL RECORD
60	Morten Andersen, vs. Chicago, 10/27/91
56	Morten Andersen, at Philadelphia, 12/26/93
	Doug Brien, vs. Carolina, 9/13/98

Opponent

55	Joe Danelo, at N.Y. Giants, 9/20/81
	Morten Andersen, at Atlanta, 12/10/95 (2x)
	Morten Andersen, vs. Atlanta, 10/12/97

FIELD GOALS ATTEMPTED

Career

389	Morten Andersen, 1982-94 (302 made)
180	John Carney, 2001-05 (150 made)
149	Doug Brien, 1995-2000 (123 made)
101	Charlie Durkee, 1967-68,71-72 (52 made)
74	Tom Dempsey, 1969-70 (40 made)

Season

41	Tom Dempsey, 1969 (22 made)
39	Morten Andersen, 1994 (28 made)
37	Charlie Durkee, 1968 (19 made)
36	Morten Andersen, 1987 (28 made)
	Morten Andersen, 1988 (26 made)

INDIVIDUAL RECORDS

Game

7	Tom Dempsey, vs. Philadelphia, 11/30/69 (4 made)
	Morten Andersen, vs. San Fran., 10/25/87 (5 made)

Opponent

7	Bobby Howfield, at N.Y. Jets, 12/3/72 (6 made)
---	--

POINTS AFTER TOUCHDOWN

Career

412	Morten Andersen, 1982-94 (418 att.)
211	John Carney, 2001-05 (213 att.)
144	Doug Brien, 1995-2000 (145 att.)
87	Charlie Durkee, 1967-68,71-72 (88 att.)
79	Rich Szaro, 1975-78 (86 att.)

Season

46	John Carney, 2006 (47 att.)
44	Morten Andersen, 1989 (45 att.)
39	Garo Yepremian, 1979 (40 att.)
38	Morten Andersen, 1991 (38 att.)
	John Carney, 2004 (38 att.)

Game

6	Tom Dempsey, at St. Louis 11/2/69 (7 att.)
	Rich Szaro, at Seattle, 11/21/76 (6 att.)
	Rich Szaro, at Chicago, 10/2/77 (6 att.)
	Garo Yepremian, at Tampa Bay, 10/14/79 (6 att.)
	Morten Andersen, vs. Denver, 11/20/88 (6 att.)
	John Carney, at Atlanta, 10/19/03 (6 att.)
	John Carney, vs. N.Y. Giants, 12/14/03 (6 att.)
	John Carney, at Dallas, 12/10/06 (6 att.)
	Garrett Hartley, vs. Green Bay, 11/24/08 (6 att.)
	Garrett Hartley, at Detroit, 12/21/08 (6 att.)

Opponent

8	Nick Mike-Mayer, vs. Atlanta, 9/16/73 (8 att.)
---	--

Rushing

TOTAL YARDS

Career

6,096	Deuce McAllister, 2001-08 (1,429 att.)
4,267	George Rogers, 1981-84 (995 att.)
4,164	Dalton Hilliard, 1986-93 (1,126 att.)
3,408	Rueben Mayes, 1986-88,90 (837 att.)
3,386	Chuck Muncie, 1976-80 (787 att.)

Season

1,674	George Rogers, 1981 (378 att.) -- ROOKIE RECORD
1,641	Deuce McAllister, 2003 (351 att.)
1,388	Deuce McAllister, 2002 (325 att.)
1,353	Rueben Mayes, 1986 (286 att.)
1,262	Dalton Hilliard, 1989 (344 att.)

Game

206	George Rogers, vs. St. Louis, 9/4/83 (24 att.)
203	Rueben Mayes, vs. Miami, 12/7/86 (28 att.)
184	Deuce McAllister, at Philadelphia, 11/23/03 (19 att.)
179	Ricky Williams, vs. Cleveland, 10/31/99 (40 att.)
174	Ray Zellers, vs. Chicago, 10/13/96 (20 att.)

Opponent

251	Mike Anderson, vs. Denver, 12/3/00 (37 att.)
247	Willie Ellison, at L.A. Rams 12/5/71 (26 att.)
220	Marshall Faulk, vs. St. Louis, 12/24/00 (32 att.)
214	LeShon Johnson, vs. Arizona, 9/22/96 (21 att.)
213	Willie Parker, at Pittsburgh, 11/12/06 (22 att.)

MOST 100-YARD RUSHING GAMES

Career

27	Deuce McAllister, 2001-08
16	George Rogers, 1981-84
12	Ricky Williams 1999-2001
11	Rueben Mayes, 1986-88,90
6	Chuck Muncie, 1976-80
	Mario Bates, 1994-97

Season

9	George Rogers, 1981
	Deuce McAllister, 2003

8	Deuce McAllister, 2002
6	Rueben Mayes, 1986
	Deuce McAllister, 2004

DUAL 100-YARD RUSHING GAMES

	at Kansas City, 9/26/76
	Tony Galbreath, 14-146, 2 TD; Chuck Muncie, 25-126 at Cincinnati, 11/4/90
	Craig Heyward, 19-122, 1 TD; Rueben Mayes, 30-115, 1 TD at New York Giants, 12/24/06
	Reggie Bush, 20-126, 1 TD; Deuce McAllister, 27-108, 1 TD

Opponent

	vs. San Francisco, 11/13/77
	Wilbur Jackson, 22-123; Del Williams, 25-110, 1 TD vs. St. Louis, 10/5/80
	Otis Anderson, 22-126; Wayne Morris, 22-102, 3 TDs

ATTEMPTS

Career

1,429	Deuce McAllister, 2001-08 (6,096 yds.)
1,126	Dalton Hilliard, 1986-93 (4,164 yds.)
995	George Rogers, 1981-84 (4,267 yds.)
837	Rueben Mayes, 1986-88,90 (3,408 yds.)
814	Ricky Williams, 1999-2001 (3,129 yds.)

Season

378	George Rogers, 1981 (1,674 yds.)
351	Deuce McAllister, 2003 (1,641 yds.)
344	Dalton Hilliard, 1989 (1,262 yds.)
325	Deuce McAllister, 2002 (1,388 yards)
313	Ricky Williams, 2001 (1,245 yds.)

Game

40	Ricky Williams, vs. Cleveland, 10/31/99 (179 yds.)
38	Ricky Williams, vs. Carolina, 10/15/00 (144 yds.)
35	Earl Campbell, at Minnesota, 11/24/85 (160 yds.)
	Dwight Beverly, at St. Louis, 10/11/87 (139 yds.)
34	Wayne Wilson, vs. Miami, 10/2/83 (160 yds.)

Opponent

39	Gerald Riggs, vs. Atlanta, 12/22/85 (158 yds.)
----	--

TOUCHDOWNS RUSHING

Career

49	Deuce McAllister, 2001-08
39	Dalton Hilliard, 1986-93
28	Chuck Muncie, 1976-80
27	Tony Galbreath, 1976-80
23	Rueben Mayes, 1986-88,90

Season

13	Deuce McAllister, 2002
	George Rogers, 1981
11	Dalton Hilliard, 1989
10	Deuce McAllister, 2006

Game

3	Archie Manning, vs. Chicago, 10/2/77
	Chuck Muncie, vs. San Francisco, 11/11/79
	George Rogers, at L.A. Rams, 11/8/81
	Wayne Wilson, vs. Atlanta, 1/2/83
	Rueben Mayes, vs. Phoenix, 9/23/90
	Mario Bates, at L.A. Rams, 12/4/94
	Ricky Williams, at Atlanta, 10/22/00
	Deuce McAllister, vs. Atlanta, 10/27/02
	Deuce McAllister, at Baltimore, 12/8/02
	Reggie Bush, vs. San Francisco, 12/13/06

Opponent

4	Wayne Morris, at St. Louis, 10/23/77
	Rodney Hampton, at N.Y. Giants, 9/24/95
	Mike Anderson, vs. Denver, 12/3/00

HIGHEST RUSHING AVERAGE

Career (minimum 250 attempts)	
5.8	Archie Manning, 1971-75,77-82 (357 att.-2,058 yds.)
5.4	Hokie Gajan, 1982-85 (252-att.-1,358 yds.)

INDIVIDUAL RECORDS

4.3 Chuck Muncie, 1976-80 (788 att.-3,393 yds.)
George Rogers, 1981-84 (995 att.-4,267 yds.)
Deuce McAllister, 2001-08 (1,429 att.-6,096 yds.)

Season (minimum 75 attempts)
6.0 Hokie Gajan, 1984 (102 att.-615 yds.)
5.1 Hokie Gajan, 1983 (81 att.-415 yds.)
5.0 Chuck Muncie, 1979 (238 att.-1,198 yds.)
4.8 Pierre Thomas, 2008 (129 att.-625 yds.)
Tony Baker, 1968 (134 att.-642 yds.)

Game (minimum 8 attempts)
10.8 Lorenzo Neal at Atlanta, 9/12/93 (8-86)
10.4 Tony Galbreath vs. Kansas City, 9/26/76 (14-146)
10.4 Gil Fenerty at L.A. Rams, 12/9/90 (10-104)
10.3 Hokie Gajan vs. N.Y. Jets, 11/21/83 (11-113)
Opponent (minimum 8 attempts)
12.8 Steve Young at San Francisco, 12/23/90 (8-102)

LONGEST SCORING RUN
79 George Rogers at Cleveland, 10/18/81
76 George Rogers vs. St. Louis, 9/4/83
Deuce McAllister at Philadelphia, 11/23/03
74 Tony Galbreath at Kansas City, 9/26/76
Lorenzo Neal at Atlanta, 9/12/93
Mario Bates vs. Detroit, 9/21/9

Opponent
80 Willie Ellison at L.A. Rams, 12/5/71
77 Dick Hoak at Pittsburgh, 10/20/68

LONGEST NON-SCORING RUN
73 George Rogers vs. Philadelphia, 10/11/81
71 Deuce McAllister at Carolina, 1/2/05

Opponent
76 Willie Parker at Pittsburgh, 11/12/06

Receiving

TOTAL RECEIVING YARDS
Career
7,854 Eric Martin, 1985-93 (532 rec.)
7,622 Joe Horn, 2000-06 (523 rec.)
4,875 Danny Abramowicz, 1967-72 (309 rec.)
3,849 Hoby Brenner, 1981-93 (267 rec.)
3,758 Quinn Early, 1991-95 (270 rec.)

Season
1,399 Joe Horn, 2004 (94 rec.)
1,340 Joe Horn, 2000 (94 rec.)
1,312 Joe Horn, 2002 (88 rec.)
1,265 Joe Horn, 2001 (83 rec.)
1,202 Marques Colston, 2007 (98 rec.)

Rookie Season
1,038 Marques Colston, 2006 (70 rec.)

Game
205 Wes Chandler vs. Atlanta, 9/2/79 (6 rec.)
200 Torrance Small at Denver, 12/24/94 (6 rec.)
180 Joe Horn vs. San Francisco, 11/5/00 (10 rec.)
179 Floyd Turner vs. Chicago, 10/27/91 (9 rec.)
170 Joe Horn vs. Denver, 12/3/00 (10 rec.)

Opponent
336 Willie Anderson vs. L.A. Rams, 11/26/89 (15 rec.)
248 Richard Johnson at Detroit, 12/3/89 (8 rec.)
220 Jimmy Smith, at Jacksonville, 11/21/99 (9 rec.)
212 Mark Carrier, Tampa Bay, 12/6/87 (8 rec.)

MOST 100-YARD RECEIVING GAMES
Career
27 Joe Horn, 2000-06
18 Eric Martin, 1985-93
11 Marques Colston, 2006-
10 Danny Abramowicz, 1967-73
9 Wes Chandler, 1978-81
Donté Stallworth, 2002-05

Season
6 Joe Horn, 2002
5 Eric Martin, 1989
Joe Horn, 2000
Joe Horn, 2004
4 Danny Abramowicz, 1969
Joe Horn, 2001
Joe Horn, 2003
Marques Colston, 2006
Marques Colston, 2007

Rookie Season
4 Marques Colston, 2006

DUAL 100-YARD RECEIVING GAMES
at Atlanta 11/25/79
Henry Childs, 3-117, TD; Wes Chandler, 6-103
vs. Philadelphia, 11/9/80
Wes Chandler, 9-139, TD; Ike Harris, 4-119
vs. Buffalo, 12/27/98
Brett Bech, 4-113, 2 TD; Cam Cleeland, 10-112, TD
vs. Denver, 12/3/00
Joe Horn, 10-170; Robert Wilson, 8-122
vs. N.Y. Giants, 9/19/05
Joe Horn, 9-143, TD; Donté Stallworth, 8-141
vs. Baltimore, 10/29/06
Marques Colston, 6-163, 2 TD; Joe Horn, 5-126, TD
at Tampa Bay, 11/5/06
Marques Colston, 11-123 TD; Devery Henderson, 3-111 2 TD

Opponent
at Cleveland, 11/10/68
Paul Warfield, 5-107, 1 TD; Leroy Kelly, 3-104, 2 TD
at St. Louis, 11/2/69
Dave Williams, 8-164, 4 TD; John Gilliam, 5-106, 1 TD
at Minnesota, 12/1/74
Jim Lash, 3-112; John Gilliam, 5-109, 2 TD
at N.Y. Giants, 9/20/81
Johnny Perkins, 8-118; Gary Shirk, 11-101, 1 TD
at L.A. Rams, 12/9/90
Willie Anderson, 5-123; Henry Ellard, 5-107, 1 TD
at Minnesota, 11/6/94
Jake Reed, 8-157, 1 TD; Cris Carter, 12-151
vs. Atlanta, 11/13/94
Terance Mathis, 10-125; Andre Rison, 8-118, 1 TD
vs. Atlanta, 9/17/95
Eric Metcalf, 11-155; Bert Emanuel, 6-104
at Minnesota, 11/19/95
Qadry Ismail, 5-142, 1 TD; Cris Carter, 12-137, 2 TD
vs. Carolina, 11/26/95
Mark Carrier, 6-132, 2 TD; Willie Green, 4-105, 1 TD
vs. Atlanta, 12/13/98
Tony Martin, 8-109; Terance Mathis, 6-198
vs. St. Louis, 12/12/99
Torry Holt, 6-113; Isaac Bruce, 4-119
at St. Louis, 10/28/01
Trung Canidate 10-107; Isaac Bruce 7-179, 1 TD

TOTAL RECEPTIONS
Career
532 Eric Martin, 1985-93 (7,854 yds.)
523 Joe Horn, 2000-06 (7,622 yds.)
309 Danny Abramowicz, 1967-73 (4,875 yds.)
284 Tony Galbreath, 1976-80 (2,221 yds.)
270 Quinn Early, 1991-95 (3,758 yds.)

Season
98 Marques Colston, 2007 (1,202 yds.)
94 Joe Horn, 200 (1,340 yds.)
Joe Horn, 2004 (1,399 yds.)
88 Joe Horn, 2002 (1,312 yds.)
Reggie Bush, 2006 (742 yds.)

Rookie Season
88 Reggie Bush, 2006 (742 yds.) (NFL RECORD - ROOKIE RUNNING BACK)

INDIVIDUAL RECORDS

Game
14 Tony Galbreath at Green Bay, 9/10/78 (122 yds.)
13 Joe Horn vs. Carolina, 12/2/01 (150 yds.)
12 Danny Abramowicz vs. Pittsburgh, 10/29/67 (156 yds.)
John Beasley vs. San Diego, 11/18/73 (127 yds.)
Joe Horn at San Diego, 9/10/00 (116 yds.)
Reggie Bush at Houston, 10/18/07 (70 yds.)
Pierre Thomas at Chicago, 12/30/07 (121 yds.)

Opponent
15 Willie Anderson vs. L.A. Rams, 11/26/89 (336 yds.)
12 Rickey Young vs. Minnesota, 9/3/78 (134 yds.)
John Spagnola vs. Philadelphia, 10/6/85 (124 yds.)
Cris Carter at Minnesota, 11/6/94 (151 yds.)
Cris Carter at Minnesota, 10/19/95 (137 yds.)

TOUCHDOWNS RECEIVING
Career
50 Joe Horn, 2000-06
48 Eric Martin, 1985-93
37 Danny Abramowicz, 1967-73
27 Henry Childs, 1974-80
25 Quinn Early, 1991-95

Season
11 Joe Horn, 2004
Marques Colston, 2007
10 Joe Horn, 2003
Lance Moore, 2008
9 Henry Childs, 1977
Joe Horn, 2001

Rookie Season
8 Donté Stallworth, 2002
Marques Colston, 2006

Game
4 Joe Horn, vs. N.Y. Giants 12/21/04
Opponent
4 Dave Williams, at St. Louis 11/2/69

HIGHEST RECEIVING AVERAGE
Career (minimum 100 receptions)
21.6 Devery Henderson, 2004- (106 rec.-2,290 yds.)
16.4 Ike Harris, 1978-81 (104 rec.-1,710 yds.)
15.8 Danny Abramowicz, 1967-73 (309 rec.-4,875 yds.)
15.6 Henry Childs, 1974-80 (207 rec.-3,224 yds.)
15.4 Wes Chandler, 1978-81 (182 rec.-2,801 yds.)

Season (minimum 20 receptions)
24.8 Devery Henderson, 2008 (32 rec.-793 yds.)
23.3 Devery Henderson, 2006 (32 rec.-745 yds.)
21.2 Keith Poole, 1998 (24 rec.-509 yds.)
20.6 Tyrone Young, 1984 (29 rec.-597 yds.)
20.5 Devery Henderson, 2007 (20 rec.-409 yds.)

Game (minimum 3 receptions)
54.7 Eric Martin, vs. Green Bay, 9/14/86 (3-164)
51.3 Keith Poole, at Atlanta, 10/18/98 (3-154)
44.7 Joe Horn, at Atlanta, 11/17/02 (3-134)
39.8 Larry Burton, vs. Atlanta, 11/2/75 (4-159)
39.5 Devery Henderson, at Atlanta, 11/26/06 (4-158)

Opponent (minimum 3 receptions)
44.7 Stephen Baker, vs. N.Y. Giants, 11/27/88 (3-134)

LONGEST SCORING RECEPTIONS
90 Eddie Kennison from Billy Joe Hobert, vs. Atlanta 10/10/99
89 Andre Hastings from Kerry Collins, vs. Dallas, 12/6/98
89 Randal Hill from Heath Shuler, at Chicago, 10/5/97
86 Marques Colston from Drew Brees, at Carolina, 10/1/06 - ROOKIE RECORD
84 Devery Henderson from Drew Brees, vs. Tampa Bay, 9/7/08

Opponent
98 Michael Haynes from Bobby Hebert, at Atlanta, 9/12/93
88 Harmon Wages from Bob Berry, at Atlanta, 12/7/69

LONGEST NON-SCORING RECEPTIONS
96 Walt Roberts from Billy Kilmer, at Philadelphia, 11/19/67
85 Wes Chandler from Archie Manning, at San Francisco, 9/23/79
84 Eric Martin from Bobby Hebert, vs. Green Bay, 9/14/86
84 Ken Burrough from Bob Berry, vs. Atlanta, 12/19/71

TotalYardsFromScrimmage

TOTAL YARDS (RUSHING & RECEIVING)
Career
7,865 Eric Martin, 1985-93 (7,854 receiving)
7,816 Deuce McAllister, 2001-08 (6,096 rushing)
7,653 Joe Horn, 2000-06 (7,622 receiving)
6,397 Dalton Hilliard, 1986-93 (4,164 rushing)
5,086 Tony Galbreath, 1976-80 (2,865 rushing)

Season
2,157 Deuce McAllister, 2003 (1,641 rushing)
1,800 George Rogers, 1981 (1,674 rushing)
1,776 Dalton Hilliard, 1989 (1,262 rushing)
1,756 Ricky Williams, 2001 (1,245 rushing)
1,740 Deuce McAllister, 2002 (1,388 rushing)

Passing

TOTAL PASSING YARDS
Career
21,734 Archie Manning, 1971-75, 77-82 (3,335 att.-1,849 comp.)
19,156 Aaron Brooks, 2000-05 (2,771 att.-1,563 comp.)
14,630 Bobby Hebert, 1985-89, 91-92 (2,055 att.-1,202 comp.)
13,910 Drew Brees, 2006- (1,841 att.-1,209 comp.)
10,622 Jim Everett, 1994-96 (1,571 att.-958 comp.)

Season
5,069 Drew Brees, 2008 (635 att.-413 comp.)
4,423 Drew Brees, 2007 (652 att.-440 comp.)
4,418 Drew Brees, 2006 (554 att.-356 comp.)
3,970 Jim Everett, 1995 (567 att.-345 comp.)
3,855 Jim Everett, 1994 (540 att.-346 comp.)

Game
510 Drew Brees vs. Cincinnati, 11/19/06 (37-52)
445 Drew Brees vs. Jacksonville, 11/4/07 (35-49)
441 Aaron Brooks vs. Denver, 12/3/00 (30-48)
422 Drew Brees at Atlanta, 11/9/08 (31-58)
421 Drew Brees at Denver, 9/21/08 (39-48)

Opponent
454 Jim Everett vs. L.A. Rams, 11/26/89 (29-51)
425 Daunte Culpepper, vs. Minn., 10/17/04 (26-37)
420 Warren Moon at Minnesota, 11/6/94 (33-57)

MOST 300-YARD PASSING GAMES
Career
23 Drew Brees, 2006-
10 Aaron Brooks, 2000-05

INDIVIDUAL RECORDS

- 9 Archie Manning, 1971-75,77-82
- 6 Jim Everett, 1994-96
- 4 Bobby Hebert, 1985-89,91-92

Season

- 10 Drew Brees, 2008
- 8 Drew Brees, 2006
- 6 Archie Manning, 1980
- 5 Drew Brees, 2007
- 3 Jim Everett, 1994
- Jim Everett, 1995
- Aaron Brooks, 2001

PASS ATTEMPTS

- Career
- 3,335 Archie Manning, 1971-75,77-82 (1,849 comp.)
- 2,771 Aaron Brooks, 2000-05 (1,563 comp.)
- 2,055 Bobby Hebert, 1985-89,91-92 (1,202 comp.)
- 1,841 Drew Brees, 2006 (1,209 comp.)
- 1,571 Jim Everett, 1994-96 (958 comp.)

Season

- 652 Drew Brees, 2007 (440 comp.)
- 635 Drew Brees, 2008 (413 comp.)
- 567 Jim Everett, 1995 (345 comp.)
- 558 Aaron Brooks, 2001 (312 comp.)
- 554 Drew Brees, 2006 (356 comp.)

Game

- 60 Aaron Brooks, vs. Denver, 11/21/04 (34 comp.)
- Drew Brees, at Chicago, 12/30/07 (35 comp.)
- 58 Drew Brees, at Atlanta, 11/9/08 (31 comp.)
- 55 Jim Everett, at S.F. 9/25/94 (31 comp.)
- 54 Aaron Brooks, at N.Y. Giants, 9/30/01 (28 comp.)

Opponent

- 59 Steve Grogan at New England, 11/12/89 (27 comp.)
- 57 Warren Moon at Minnesota, 11/6/94 (33 comp.)

PASS COMPLETIONS

- Career
- 1,849 Archie Manning, 1971-75,77-82 (3,335 att.)
- 1,563 Aaron Brooks, 2000-05 (2,771 att.)
- 1,209 Drew Brees, 2006 (1,841 att.)
- 1,202 Bobby Hebert, 1985-89,91-92 (2,055 att.)
- 958 Jim Everett, 1994-96 (1,571 att.)

Season

- 440 Drew Brees, 2007 (652 att.) - NFL RECORD
- 413 Drew Brees, 2008 (635 att.)
- 356 Drew Brees, 2006 (554 att.)
- 346 Jim Everett, 1994 (540 att.)
- 345 Jim Everett, 1995 (567 att.)

Game

- 39 Drew Brees, at Denver, 9/21/08 (48 att.)
- 37 Drew Brees, vs. Cincinnati, 11/19/06 (52 att.)
- 35 Drew Brees, vs. Jacksonville, 11/4/07 (49 att.)
- Drew Brees, at Chicago, 12/30/07 (60 att.)
- 34 Aaron Brooks, vs. Denver, 11/21/04 (60 att.)

Opponent

- 33 Warren Moon at Minnesota, 11/6/94 (57 att.)
- 32 Jake Plummer at Arizona, 12/20/98 (44 att.)
- Marc Bulger, vs. St. Louis, 9/26/04 (49 att.)
- 31 Jim Everett at L.A. Rams, 12/9/90 (50 att.)
- Brett Favre, at Green Bay, 9/17/06 (55 att.)

MOST CONSECUTIVE COMPLETIONS

- 17 Drew Brees, 12/16-12/23/07
- 15 Archie Manning, 10/14-10/21/79

Opponent

- 18 Don Majkowski at Green Bay, 9/17/89

COMPLETION PERCENTAGE

- Career (minimum 500 attempts)
- 65.7 Drew Brees, 2006 (1,841 att.-1,209 comp.)
- 61.0 Jim Everett, 1994-96 (1,571 att.-958 comp.)
- 58.5 Bobby Hebert, 1985-89,91-92 (2,055 att.-1,202 comp.)

- 57.2 Ken Stabler, 1982-84 (500 att.-326 comp.)
- 56.4 Aaron Brooks, 2000-05 (2,771 att.-1,563 comp.)

Season (minimum 100 attempts)

- 67.5 Drew Brees, 2007 (652 att.-440 comp.)
- 65.0 Drew Brees, 2008 (635 att.-413 comp.)
- 64.3 Drew Brees, 2006 (554 att.-356 comp.)
- 64.1 Jim Everett, 1994 (540 att.-346 comp.)
- 62.9 Bobby Hebert, 1989 (353 att.-222 comp.)

Game (minimum 10 attempts)

- 90.9 Mike Buck, at Pittsburgh, 10/17/93 (11-10)
- 87.0 Bobby Hebert, vs. Denver, 11/20/88 (23-20)
- 86.7 Drew Brees, vs. Arizona, 12/16/07 (30-26)
- Drew Brees, vs. Oakland, 10/12/08 (30-26)
- 86.4 Aaron Brooks, vs. Indianapolis, 11/18/01 (22-19)

Opponent

- 90.9 Scott Hunter, at Atlanta 10/31/76 (11-10)
- 90.5 Lynn Dickey, vs. Green, Bay, 12/13/81 (21-19)

TOUCHDOWN PASSES

Career

- 120 Aaron Brooks, 2000-05
- 115 Archie Manning, 1971-75,77-82
- 88 Drew Brees, 2006
- 85 Bobby Hebert, 1985-89, 91-92
- 60 Jim Everett, 1994-95

Season

- 34 Drew Brees, 2008
- 28 Drew Brees, 2007
- 27 Aaron Brooks, 2002
- 26 Jim Everett, 1995
- Aaron Brooks, 2001
- Drew Brees, 2006

Game

- 6 Billy Kilmer, at St. Louis, 11/2/69
- 5 Aaron Brooks, vs. N.Y. Giants, 12/14/03
- Drew Brees, vs. Dallas, 12/10/06

4

- Bobby Hebert, vs. San Francisco, 9/4/88
- Jim Everett, vs. Miami, 10/15/95
- Drew Brees, at San Francisco, 10/28/07
- Drew Brees, vs. Green Bay, 11/24/08
- Drew Brees, vs. Carolina, 12/28/08

Opponent

- 6 Charley Johnson, at St. Louis, 11/2/69
- Peyton Manning, vs. Indianapolis, 9/28/03

PASSER RATING

Career (minimum 500 attempts)

- 93.8 Drew Brees, 2006- (1,209-1,841; 13,910 yds.; 88 TD, 46 INT)
- 81.1 Jim Everett, 1994-96 (958-1,571; 10,622 yds.; 60 TD, 48 INT)
- 79.7 Aaron Brooks, 2000-05 (1,563-2,771; 19,156 yds.; 120 TD, 84 INT)
- 79.1 Bobby Hebert, 1985-89, 1991-92 (1,202-2,055; 14,630 yds.; 85 TD, 75 INT)
- 72.0 Steve Walsh, 1990-93 (336-620; 3,879 yds.; 25 TD, 22 INT)

Season (minimum 100 attempts)

- 96.2 Drew Brees, 2008 (413-635; 5,069 yds.; 34 TD, 17 INT)
- 96.2 Drew Brees, 2006 (356-554; 4,418 yds.; 26 TD, 11 INT)
- 92.0 John Fourcade, 1989 (61-107; 930 yds.; 7 TD, 4 INT)
- 89.4 Drew Brees, 2007 (440-652; 4,423 yds.; 28 TD, 18 INT)
- 88.8 Aaron Brooks, 2003 (306-518; 3,546 yds., 24 TD, 8 INT)

Game (minimum 10 attempts)

- 158.3 Mike Buck, at Pittsburgh, 10/17/93 (10-11, 164 yds., 2 TD, 0 INT)

INDIVIDUAL RECORDS

- 157.5 Drew Brees, vs. Green Bay, 11/24/08 (20-26, 323 yds., 4 TD, 0 INT)
- 155.8 Jim Everett, at Denver, 12/24/94 (23-27, 343 yds., 3 TD, 0 INT)
- 148.2 Jeff Blake, vs. San Francisco, 11/5/00 (21-27, 288 yds., 3 TD, 0 INT)
- Aaron Brooks, at Atlanta, 10/19/03 (23-30, 352, 3 TD, 0 INT)

PASSES INTERCEPTED

Career

- 156 Archie Manning, 1971-75,77-82
- 84 Aaron Brooks, 2000-05
- 75 Bobby Hebert, 1985-89,91-92
- 62 Billy Kilmer, 1967-70
- 55 Dave Wilson, 1981,83-88

Season

- 22 Aaron Brooks, 2001
- 21 Archie Manning, 1972
- Aaron Brooks, 2004
- 20 Archie Manning, 1975
- Archie Manning, 1979
- Archie Manning, 1980

Game

- 5 Archie Manning vs. Atlanta, 9/16/73
- Archie Manning vs. L.A. Rams, 10/7/79

Opponent

- 5 Randy Wright vs. Green Bay, 9/14/86
- Scott Campbell at Atlanta, 11/1/87

MOST TIMES SACKED

Career

- 337 Archie Manning, 1971-75,77-82
- 209 Aaron Brooks, 2000-05
- 119 Bobby Hebert, 1985-89,91-92
- 98 Dave Wilson, 1981,83-88
- 85 Billy Kilmer, 1967-70

Season

- 50 Aaron Brooks, 2001
- 49 Archie Manning, 1975
- 43 Archie Manning, 1972
- 41 Archie Manning, 1980
- Aaron Brooks, 2004

Game

- 9 Dave Wilson, at San Francisco, 11/13/83
- Dave Wilson, at L.A. Rams, 11/3/85
- Wade Wilson, at Cleveland, 12/5/93

Opponent

- 8 Steve Beuerlein, at Carolina, 11/12/00
- Chris Weinke, vs. Carolina, 12/2/01
- 7 Wade Wilson, at Minnesota, 12/21/86
- Steve Beuerlein, vs. Carolina, 9/12/99

Punting

MOST PUNTS

Career

- 515 Tommy Barnhardt, 1987,89-94,99 (42.5 avg.)
- 447 Tom Blanchard, 1974-78 (41.3 avg.)
- 363 Brian Hansen, 1984-88 (42.0 avg.)
- 279 Russell Erxleben, 1979-83 (41.2 avg.)
- 236 Julian Fagan, 1970-72 (41.6 avg.)

Season

- 101 Tom Blanchard, 1976 (39.3 avg.)
- 92 Tom Blanchard, 1975 (41.0 avg.)
- 89 Russell Erxleben, 1980 (39.2 avg.)
- 88 Tom Blanchard, 1974 (42.1 avg.)
- Mark Royals, 1997 (45.9 avg.)
- Mark Royals, 1998 (45.6 avg.)

Game

- 12 Tom Blanchard, vs. Minnesota, 11/16/75 (42.9 avg.)
- Steve O'Neal, at San Francisco, 10/21/73 (41.6 avg.)

- Russell Erxleben, vs. Washington, 12/26/82 (44.7 avg.)
- Tommy Barnhardt, at Baltimore, 12/19/99 (37.2 avg.)

Opponent

- 12 Todd Sauerbrun, at Chicago, 10/5/97 (43.7 avg.)
- 11 Shawn McCarthy, at New England, 11/8/92 (42.1 avg.)

HIGHEST PUNTING AVERAGE

Career (minimum 50 attempts)

- 45.8 Mark Royals, 1997-98 (176 punts)
- 43.7 Mitch Berger, 2003-2005 (227 punts)
- 43.5 Steve Weatherford, 2006-08 (166 punts)
- 42.5 Tommy Barnhardt, 1987,89-94,99 (515 punts)
- 42.2 Tom McNeill, 1967-69 (131 punts)

Season (minimum 40 attempts)

- 45.9 Mark Royals, 1997 (88 punts)
- 45.6 Mark Royals, 1998 (88 punts)
- 44.3 Mitch Berger, 2003 (71 punts)
- 44.0 Tommy Barnhardt, 1992 (67 punts)
- 43.8 Brian Hansen, 1984 (69 punts)
- Steve Weatherford, 2006 (77 punts)
- Steve Weatherford, 2007 (63 punts)

LONGEST PUNT

- 81 Tom McNeill vs. Dallas, 9/28/69

Opponent

- 87 Dave Finzer at Chicago, 10/7/84

Punt Returns

MOST RETURNS

Career

- 142 Michael Lewis, 2001-06 (10.4 avg.)
- 116 Tyrone Hughes, 1993-96 (9.1 avg.)
- 104 Jeff Groth, 1981-84 (8.5 avg.)
- 75 Rich Mauti, 1977-80,82-83 (8.1 avg.)
- 70 Vince Buck, 1990-95 (8.1 avg.)

Season

- 47 Eric Guliford, 1997 (10.6 avg.)
- 44 Michael Lewis, 2002 (14.2 avg.)
- 39 Jeff Groth, 1983 (7.1 avg.)
- 37 Howard Stevens, 1974 (10.2 avg.)
- Rich Mauti, 1977 (7.4 avg.)
- Jeff Groth, 1981 (11.8 avg.)
- Vince Buck, 1990 (8.2 avg.)
- Tyrone Hughes, 1993 (13.6 avg.)

Game

- 7 Eric Guliford, at Oakland, 11/9/97 (90 yds.)
- Michael Lewis, at Carolina, 11/10/02 (98 yards)
- 6 Pete Athas, vs. Houston, 10/3/76 (161 yds.)
- Rod Harris, at Detroit, 12/3/89 (38 yds.)
- Bobby Morse, vs. Indianapolis, 12/24/89 (28 yds.)
- Vince Buck, vs. Minnesota, 9/22/91 (37 yds.)
- Tyrone Hughes, at Carolina, 10/22/95 (36 yds.)
- Eric Guliford, at Chicago, 10/5/97 (77 yds.)
- Chad Morton, vs. Detroit, 9/3/00 (36 yds.)

Opponent

- 10 Mike Nelms, vs. Washington, 12/26/82 (106 yds.)

MOST YARDS

Career

- 1,482 Michael Lewis, 2001-06 (142 ret.)
- 1,060 Tyrone Hughes, 1993-96 (116 ret.)
- 887 Jeff Groth, 1981-84 (104 ret.)
- 657 Mel Gray, 1986-88 (49 ret.)
- 610 Rich Mauti, 1977-80,82-83 (75 ret.)

Season

- 625 Michael Lewis, 2002 (44 ret.)
- 503 Tyrone Hughes, 1993 (37 ret.)
- 498 Eric Guliford, 1997 (47 ret.)
- 436 Jeff Groth, 1981 (37 ret.)
- 382 Michael Lewis, 2004 (34 ret.)

Game

- 176 Reggie Bush, vs. Minnesota, 10/6/08 (5 ret.)
- 161 Pete Athas, vs. Houston, 10/3/76 (6 ret.)

INDIVIDUAL RECORDS

139 Michael Lewis, vs. Carolina, 12/29/02 (5 ret.)
 130 Mel Gray, vs. Tampa Bay, 12/6/87 (2 ret.)
 128 Tyrone Hughes, at Rams, 10/3/93 (4 ret.)
Opponent
 143 Chuck Latourette, vs. St. Louis, 9/29/68 (3 ret.)

HIGHEST RETURN AVERAGE
Career (minimum 20 returns)
 13.4 Mel Gray, 1986-88 (49 ret.)
 13.3 Andre Hastings, 1997-99 (23 ret.)
 10.5 Eric Guliford, 1997-98 (57 ret.)
 10.4 Michael Lewis, 2001-06 (142 ret.)
 10.1 Howard Stevens, 1973-74 (54 ret.)

Season (minimum 10 returns)
 14.7 Mel Gray, 1987 (24 ret.)
 14.2 Michael Lewis, 2002 (44 ret.)
 14.0 Andre Hastings, 1998 (22 ret.)
 13.6 Tyrone Hughes, 1993 (37 ret.)
 13.5 Reggie Bush, 2008 (20 ret.)

LONGEST RETURNS
 83t Tyrone Hughes, at Philadelphia 12/26/93
 83t Michael Lewis, at Washington, 10/13/02
 80 Mel Gray, vs. Tampa Bay 12/6/87
Opponent
 103t Robert Bailey, vs. L.A. Rams, 10/23/94

PUNTS RETURNED FOR TOUCHDOWNS (10)
 83t Michael Lewis, at Washington, 10/13/02
 83 Tyrone Hughes, at Philadelphia, 12/26/93
 74 Tyrone Hughes, at L.A. Rams, 10/3/93
 71 Reggie Bush, vs. Minnesota, 10/6/08
 66 Mel Gray, vs. Denver, 11/20/88
 65 Reggie Bush, vs. Tampa Bay, 10/8/06
 64 Reggie Bush, vs. Minnesota, 10/6/08
 56 Derrick Shepard, vs. Dallas, 9/10/89
 55 Reggie Bush, at Washington, 9/14/08
 53 Charlie Brown, vs. Pittsburgh, 12/15/68
Opponent (24) Longest:
 103 Robert Bailey, vs. L.A. Rams, 10/23/94
 95 Desmond Howard, vs. Detroit, 9/3/00
 88 Mike Fuller, vs. San Diego, 10/9/77
 86 Chuck Latourette, vs. St. Louis, 9/29/68
 84 Ron Smith, at San Diego, 11/18/73
 Winslow Oliver, vs. Carolina, 9/8/96

KickoffReturns

MOST RETURNS
Career
 243 Michael Lewis, 2001-06 (24.3 avg.)
 229 Tyrone Hughes, 1993-96 (25.0 avg.)
 124 Rich Mauti, 1977-80, 1982-83 (22.9 avg.)
 106 Fred McAfee, 1991-93, 2000-06 (21.0 avg.)
 93 Mel Gray, 1986-88 (23.4 avg.)

Season
 70 Michael Lewis, 2002 (25.8 avg.)
 70 Tyrone Hughes, 1996 (25.6 avg.)
 66 Tyrone Hughes, 1995 (24.5 avg.)
 63 Tyrone Hughes, 1994 (24.7 avg.)
 53 Dino Philyaw, 1999 (22.0 avg.)

Game
 8 Tyrone Hughes, vs. San Diego, 10/16/94 (196 yds.)
 Tyrone Hughes, at Minnesota, 11/19/95 (156 yds.)
 Michael Lewis, at Detroit, 9/29/02 (158 yds.)
 Aaron Stecker, vs. Carolina, 12/5/04 (214 yds.)
 Pierre Thomas, vs. St. Louis, 11/11/07 (233 yds.)
Opponent
 8 Troy Walters, vs. Minnesota, 10/7/01 (178 yds.)

MOST YARDS
Career
 5,903 Michael Lewis, 2001-06 (243 ret.)
 5,717 Tyrone Hughes, 1993-96 (229 ret.)

2,836 Rich Mauti, 1977-80,82-83 (124 ret.)
 2,233 Fred McAfee, 1991-93, 2000-06 (106 ret.)
 2,172 Mel Gray, 1986-88 (93 ret.)

Season
 1,807 Michael Lewis, 2002 (70 ret.)
 1,791 Tyrone Hughes, 1996 (70 ret.)
 1,617 Tyrone Hughes, 1995 (66 ret.)
 1,556 Tyrone Hughes, 1994 (63 ret.)
 1,215 Michael Lewis, 2004 (53 ret.)

Game
 304 Tyrone Hughes, vs. L.A. Rams 10/23/94 (7 ret.)
 233 Pierre Thomas, vs. St. Louis, 11/11/07 (8 ret.)
 215 Dino Philyaw, vs. St. Louis 12/12/99 (7 ret.)
 214 Aaron Stecker, vs. Carolina, 12/5/04 (8 ret.)
 205 Tyrone Hughes, at Cincinnati 9/15/96 (7 ret.)
Opponent
 203 Jason Tucker, vs. Dallas 12/24/99 (6 ret.)
 198 Clarence Verdin, at Atlanta 12/11/94 (7 ret.)
 190 Deion Sanders, vs. Atlanta 12/3/92 (6 ret.)
 189 Dave Hampton, at Green Bay 11/28/71 (5 ret.)

HIGHEST RETURN AVERAGE
Career (minimum 25 returns)
 26.3 Walt Roberts, 1967 (28 ret.)
 26.1 John Gilliam, 1967-68,77 (31 ret.)
 25.5 Eric Guliford, 1997-98 (61 ret.)
 25.0 Tyrone Hughes, 1993-96 (229 ret.)
 24.7 Pierre Thomas, 2007- (67 ret.)

Season (minimum 10 returns)
 30.1 John Gilliam, 1967 (16 ret.)
 27.9 Don Shy, 1969 (16 ret.)
 27.9 Mel Gray, 1986 (31 ret.)
 27.8 Bobby Morse, 1989 (10 ret.)
 27.6 Rod McNeill, 1975 (10 ret.)

KICKOFFS RETURNED FOR TOUCHDOWNS (14)
 102 Eric Guliford, at St. Louis, 8/31/97
 101 Mel Gray, at San Francisco, 9/21/86
 100 Aaron Craver, at Minnesota, 11/8/98
 99 Bobby Morse, at Detroit, 12/3/89
 Tyrone Hughes, at Minnesota, 11/28/93
 98 Tyrone Hughes, vs. L.A. Rams, 10/23/94
 98 Aaron Stecker, at Tampa Bay, 12/19/04
 97 Michael Lewis, vs. Minnesota, 12/15/02
 96 Michael Lewis, vs. Atlanta, 12/26/04
 94 John Gilliam, vs. L.A. Rams, 9/17/67
 92 Clarence Chapman, at San Francisco, 11/27/77
 92 Tyrone Hughes, vs. L.A. Rams, 10/23/94
 91 Walt Roberts, vs. Philadelphia, 11/5/67
 90 Michael Lewis, at Washington, 10/13/02
Opponent (13)
 105 Travis Williams, at L.A. Rams, 12/5/71
 100 Rod Smart, at Carolina, 10/5/03
 Maurice Jones-Drew, vs. Jacksonville, 11/4/07
 98 Dexter Carter, at San Francisco, 12/1/91
 95 Nate Lewis, at San Diego, 11/17/91
 Michael Bates, at Carolina, 1/2/00
 94 Cliff Austin, at Atlanta, 10/20/85
 Chad Morton, at Washington, 11/30/03
 93 Steve Odum, vs. Green Bay, 10/12/75
 Ronney Jenkins, vs. Detroit, 9/10/00
 90 Dave Hampton, at Green Bay, 11/28/71
 88 Darrick Vaughn, vs. Atlanta, 12/17/00
 83 Danieal Manning, at Chicago, 12/11/08

CombinedKickoff/PuntReturns

MOST RETURNS
Career
 385 Michael Lewis, 2001-06
 345 Tyrone Hughes, 1993-96
 199 Rich Mauti, 1977-80,82-83
 142 Mel Gray, 1986-88
 118 Eric Guliford, 1997-98

Season
 114 Michael Lewis, 2002
 100 Tyrone Hughes, 1996
 94 Tyrone Hughes, 1995
 90 Eric Guliford, 1997
 85 Michael Lewis, 2004

Game
 11 Tyrone Hughes, at Carolina, 10/22/95
 Tyrone Hughes, vs. Arizona, 9/22/96
 Michael Lewis, at Carolina, 11/10/02
 10 Tyrone Hughes, vs. L.A. Rams, 10/23/94
 Chad Morton, vs. Detroit, 9/3/00
 Chad Morton, at San Diego, 9/10/00
 Michael Lewis, at Carolina, 10/14/01
 Michael Lewis, at Detroit, 9/29/02
 Az-Zahir Hakim, at St. Louis, 10/23/05

MOST YARDS
Career
 7,385 Michael Lewis, 2001-06
 6,777 Tyrone Hughes, 1993-96
 3,446 Rich Mauti, 1977-80, 82-83
 2,829 Mel Gray, 1986-88
 2,233 Fred McAfee, 1991-93, 2000-06

Season
 2,432 Michael Lewis, 2002 - NFL RECORD
 1,943 Tyrone Hughes, 1996
 1,879 Tyrone Hughes, 1995
 1,699 Tyrone Hughes, 1994
 1,626 Eric Guliford, 1997

Game
 347 Tyrone Hughes, vs. L.A. Rams, 10/23/94
 286 Michael Lewis, at Washington, 10/13/02
 233 Pierre Thomas, vs. St. Louis, 11/11/07
 232 Eric Guliford, at St. Louis, 8/31/97
 231 Chad Morton, at San Diego, 9/10/00
Opponent
 233 Chuck Latourette, vs. St. Louis, 9/29/68
 225 Brian Mitchell, vs. Washington, 9/11/94

MOST RETURNS FOR TOUCHDOWNS
Career
 5 Tyrone Hughes, 1993-95
 4 Michael Lewis, 2001-06
 Reggie Bush, 2006-

Season
 3 Tyrone Hughes, 1993
 Michael Lewis, 2002
 Reggie Bush, 2008

Game
 2 Tyrone Hughes, vs. L.A. Rams, 10/23/94
 Michael Lewis, at Washington, 10/13/02
 Reggie Bush, vs. Minnesota, 10/6/08
Opponent
 1 37 times

Interceptions

MOST INTERCEPTIONS
Career
 37 Dave Waymer, 1980-89 (395 yds.)
 36 Tommy Myers, 1972-81 (621 yds.)
 28 Sammy Knight, 1997-2002 (464 yds.)
 21 Gene Atkins, 1987-93 (324 yds.)
 19 Dave Whitsell, 1967-69 (242 yds.)

Season
 10 Dave Whitsell, 1967 (178 yds.)
 9 Dave Waymer, 1986 (48 yds.)
 7 Tommy Myers, 1979 (127 yds.)
 6 Eight times (last: Sammy Knight, 2001; 114 yds.)

INDIVIDUAL RECORDS

Game
 3 Tommy Myers vs. Minnesota, 9/3/78 (151 yds.)
 Dave Waymer vs. Philadelphia, 10/6/85 (28 yds.)
 Reggie Sutton at Chicago, 10/18/87 (42 yds.)
 Gene Atkins at Phoenix, 12/22/91 (198 yds.)
 Sammy Knight at Buffalo, 9/9/01 (40 yds.)

Opponent
 3 Pat Thomas vs. L.A. Rams, 10/7/79 (5 yds.)
 Leonard Coleman at Indianapolis, 10/12/86 (31 yds.)
 Rod Woodson at San Francisco, 9/14/97 (81 yds.)
 Ronde Barber at Tampa Bay, 12/23/01 (56 yds.)
 Keith Bulluck, vs. Tennessee, 9/24/07 (51 yds.)

MOST YARDS RETURNED
Career
 621 Tommy Myers, 1972-81 (36 ret.)
 464 Sammy Knight, 1997-2002 (28 ret.)
 395 Dave Waymer, 1980-89 (37 ret.)
 324 Gene Atkins, 1987-93 (21 ret.)
 280 Toi Cook, 1987-93 (16 ret.)

Season
 198 Gene Atkins, 1991 (5 ret.)
 178 Dave Whitsell, 1967 (10 ret.)
 171 Sammy Knight, 1998 (6 ret.)
 167 Tommy Myers, 1978 (6 ret.)
 161 Mike McKenzie, 2007 (3 ret.)

Game
 151 Tommy Myers vs. Minnesota, 9/3/78 (3 ret.)
 99 Gene Atkins at Phoenix, 12/22/91 (3 ret.)
 98 Sammy Knight at Minnesota, 11/8/98 (2 ret.)
 94 Bo Burris vs. Minnesota, 10/13/68 (1 ret.)
Opponent
 95 Nick Barnett at Green Bay 10/9/05 (1 ret.)

MOST RETURNS FOR TOUCHDOWNS
Career
 4 Sammy Knight, 1997-2002
 3 Jim Merlo, 1973-79
 Brett Maxie, 1985-93
 Dave Whitsell, 1967-69
 2 Tommy Myers, 1972-81
 Johnnie Poe, 1981-87
 Dennis Winston, 1982-85
 Toi Cook, 1987-93
 Mike McKenzie, 2004-

Season
 2 Dave Whitsell, 1967
 Jim Merlo, 1976
 Dennis Winston, 1984
 Sammy Knight, 1998
 Sammy Knight, 2000
 Mike McKenzie, 2007

Game
 1 29 times (last: Roman Harper at Atlanta, 12/10/07)
Opponent
 2 Eric Allen, at Philadelphia 12/26/93

LONGEST RETURNS
 97t Tommy Myers, vs. Minnesota, 9/3/78
 94t Bo Burris, vs. Minnesota, 10/13/68
 91t Sammy Knight, at Minnesota, 11/8/98
Opponent
 95t Nick Barnett, at Green Bay, 10/9/05
 Chevis Jackson, at Atlanta, 11/9/08

QuarterbackSacks (since 1982)

MOST SACKS
Career
 115 Rickey Jackson, 1981-93
 82.5 Wayne Martin, 1989-99
 76.5 Pat Swilling, 1986-92
 52.5 Frank Warren 1981-89,91-94
 50.5 Joe Johnson, 1994-98,2000-01

INDIVIDUAL RECORDS

Season
 17 La'Roi Glover, 2000
 17 Pat Swilling, 1991
 16.5 Pat Swilling, 1989
 15.5 Wayne Martin, 1992
 13.5 Rickey Jackson, 1992
 Charlie Clemons, 2001

Season-Rookie
 11 Darren Howard, 2000
 9 Renaldo Turnbull, 1990
 7.5 Will Smith, 2004
 7 Charles Grant, 2002

Game
 4 Rickey Jackson, at Atlanta, 12/14/86
 Rickey Jackson, at Detroit, 9/18/88
 Pat Swilling, vs. Tampa Bay, 11/11/90
 Wayne Martin, vs. Atlanta, 12/3/92
 Wayne Martin, vs. Detroit, 9/21/97

3.5 Jim Wilks, at Philadelphia, 12/11/83
 Pat Swilling, at Atlanta, 11/19/89

Opponent
 6 Fred Dean, at San Francisco 11/13/83

Fumbles

MOST OPPONENT FUMBLES RECOVERED
 Career
 26 Rickey Jackson, 1981-93
 17 Sam Mills, 1986-94
 14 Dave Waymer, 1980-89
 13 Gene Atkins, 1987-93
 13 Wayne Martin, 1989-99

Season
 7 Rickey Jackson, 1990
 5 Joe Federspiel, 1975
 Maurice Spencer, 1976
 Jack Del Rio, 1985
 James Geathers, 1989
 Sammy Knight, 2001

Game
 3 Maurice Spencer, vs. Atlanta 10/10/76

LONGEST FUMBLE RETURN
 90t Keith Mitchell, at Carolina, 11/12/00
 86t Tyrone Hughes, vs. San Francisco, 11/28/94
 85t Ernie Jackson, vs. Atlanta, 10/15/72
 76t Sam Mills, at N.Y. Jets, 12/26/92

Opponent
 98t Toby Wright, vs. L.A. Rams, 10/23/94
 96t C.L. Whittington, vs. Houston, 10/3/76

MOST OWN FUMBLES RECOVERED
 Game
 3 Marcus Dowdell at Phoenix, 10/18/92
 Kyle Turley vs. St. Louis, 12/24/00

MOST FUMBLES RETURNED FOR TOUCHDOWNS
 Career
 2 Robert "Pig" Goff, 1990-95
 Tyrone Hughes, 1993-95
 Sam Mills, 1986-94
 Tommy Myers, 1972-81
 Frank Warren, 1981-89, 91-93
 Keith Mitchell, 1997-2001

Season
 2 Robert "Pig" Goff, 1992
 Tyrone Hughes, 1994

MOST TIMES FUMBLED
 Career
 62 Archie Manning, 1971-75, 77-82
 59 Aaron Brooks, 2000-05
 30 Dalton Hilliard, 1986-93
 27 George Rogers, 1981-84
 Bobby Hebert, 1985-89, 91-92

Season
 14 Aaron Brooks, 2002 (11 lost)
 13 Aaron Brooks, 2001 (3 lost)
 Aaron Brooks, 2004 (2 lost)
 11 George Rogers, 1981 (6 lost)

Game
 4 Aaron Brooks, vs. Tampa Bay, 12/7/03 (3 lost)
 Billy Kilmer, at St. Louis 12/3/67
 Billy Kilmer, vs. Cleveland 10/12/69
 Howard Stevens, at Dallas 9/24/73
 Hokie Gajan, vs. Tampa Bay 9/22/85 (2 lost)
 Rueben Mayes, vs. S.F. 10/25/87 (2 lost)
 Rueben Mayes, at Pittsburgh 11/29/87 (2 lost)
 Heath Shuler, vs. Atlanta 10/12/97 (1 lost)
 Ricky Williams, vs. S.F. 1/6/02 (2 lost)
 Aaron Brooks, at Cincinnati, 12/22/02 (3 lost)
 Aaron Brooks, vs. San Francisco, 9/19/04 (2 lost)

TEAM RECORDS

* - Records as a result of the strike-shortened season in 1982 (nine games)

Scoring

MOST POINTS
 Season
 463 2008
 432 2002
 422 1987

Opponent
 487 1980

Game
 51 Saints 51 at St. Louis 42, 11/2/69; Saints 51 at Seattle 27, 11/21/76; Saints 51 vs. Green Bay 29, 11/24/08.

Opponent
 62 Atlanta 62 at Saints 7, 9/16/73

Half
 42 at Tampa Bay, 10/14/79 (Second half)

Opponent
 38 Atlanta, 9/16/73 (Second half)

Quarter
 28 at Seattle, 11/21/76 (3rd); vs. Oakland, 12/3/79 (2nd).
 25 at St. Louis, 10/28/01 (3rd)

Opponent
 28 at Philadelphia, 11/19/67 (2nd); at Chicago, 10/10/71 (2nd); vs. L.A. Rams, 10/7/79 (2nd).

FEWEST POINTS
 Season
 129 1982*
 163 1973

Opponent
 160 1982*
 202 1992

Game
 0 14 times (last vs. San Francisco, 1/6/02)

Opponent
 0 12 times (last at N.Y. Jets, 12/24/95)

MOST TOUCHDOWNS
 Season
 57 2008
 49 2002, 2006
 47 2007

Opponent
 60 1980

Game
 7 at St. Louis, 11/2/69
 6 at Seattle, 11/21/76; at Chicago, 10/2/77; at Tampa Bay, 10/14/79; vs. Denver, 11/20/88; at Atlanta, 10/19/03; vs. N.Y. Giants, 12/14/03; at

Dallas, 12/10/07; vs. Green Bay, 11/24/08; at Detroit, 12/21/08.

Opponent
 8 vs. Atlanta, 9/16/73

FEWEST TOUCHDOWNS
 Season
 16 1973, 1982*
 17 1970

Opponent
 19 1982*
 23 1991

MOST GAMES WITHOUT YIELDING A TOUCHDOWN
 5 1991 (Two shutouts)

MOST TOUCHDOWNS RUSHING
 Season
 28 1979
 20 1987, 2008

Opponent
 28 1980

Game
 5 at Tampa Bay, 10/14/79.

Opponent
 5 at St. Louis, 10/23/77; at N.Y. Giants, 9/24/95.

FEWEST TOUCHDOWNS RUSHING
 Season
 4 1970, 1985
 5 1972, 1973

Opponent
 6 1987, 1991

MOST TOUCHDOWNS PASSING
 Season
 34 2008
 28 2007
 27 2001, 2006

Opponent
 34 1999

Game
 6 at St. Louis, 11/2/69

Opponent
 6 at St. Louis, 11/2/69

FEWEST TOUCHDOWNS PASSING
 Season
 8 1975, 1976, 1981, 1982*
 11 1982*

Opponent
 12 1991

MOST FIELD GOALS
 Season
 33 1987 (42 attempts)
 31 1985 (35 attempts)
 31 2002 (35 attempts)

Opponent
 34 2008 (39 attempts)

Game
 5 at Green Bay (Milw.), 11/28/71 (6 att.); vs. L.A. Rams, 12/1/85 (5 att.); vs. San Francisco, 10/25/87 (7 att.); vs. Atlanta, 12/3/92 (5 att.); at Atlanta, 12/11/94 (5 att.); vs. Minnesota, 10/7/01 (5 att.); at St. Louis, 10/28/01 (5 att.); at St. Louis, 9/26/04 (6 att.).

Opponent
 6 at N.Y. Jets, 12/3/72 (7 att.); vs. San Francisco, 10/16/83 (6 att.); vs. Atlanta, 11/13/94 (6 att.); vs. Carolina, 12/5/04 (6 att.).

MOST DEFENSIVE TOUCHDOWNS
 Season
 9 1998
 6 1992

Opponent
 9 1993

MOST POINTS AFTER TOUCHDOWN
 Season
 53 2008 (54 att.)
 46 2006 (47 att.)
 44 1979 (46 att.), 1989 (46 att.)

Opponent
 56 1980 (60 att.)

Game
 6 at St. Louis, 11/2/69 (7 att.); at Seattle, 11/21/76 (6 att.); at Chicago, 10/2/77 (6 att.); at Tampa Bay, 10/14/79 (6 att.); vs. Denver, 11/20/88 (6 att.); at Atlanta, 10/19/03 (6 att.); vs. N.Y. Giants, 12/14/03 (6 att.); at Dallas, 12/10/06 (6 att.); vs. Green Bay, 11/24/08; at Detroit, 12/21/08.

Opponent
 8 vs. Atlanta 9/16/73 (8 att.)

FEWEST POINTS AFTER TOUCHDOWN
 Season
 15 1982* (16 att.)
 16 1970 (17 att.), 1973 (16 att.)

Opponent
 19 1982* (19 att.)
 22 1991 (23 att.), 1992 (24 att.)

MOST TWO-POINT CONVERSIONS
 Season
 4 2002 (11 att.), 2007 (5 att.)
 3 1999 (6 att.)
 2 1994 (6 att.), 1995 (9 att.), 1996 (6 att.), 2006 (2 att.)

Opponent
 4 2002 (5 att.)
 3 1994 (4 att.), 1995 (5 att.), 2008 (4 att.)

TEAM RECORDS

Game
2 vs. St. Louis, 11/11/07
1 22 times (last at Chicago, 12/30/07)
Opponent
2 vs. Carolina, 11/26/95

GREATEST MARGIN OF VICTORY
42 Denver 0 at Saints 42, 11/20/88

GREATEST MARGIN OF DEFEAT
55 Atlanta 62 at Saints 7, 9/16/73

MOST CONSECUTIVE GAMES SCORING
216 12/11/83 through 10/12/97 (streak ended vs. Carolina 10/19/97)

LONGEST WINNING STREAK
9 11/1 through 12/27/87; 12/23/90 through 10/20/91
7 9/11 through 10/23/88

LONGEST LOSING STREAK
14 9/7 through 12/7/80

First Downs

MOST FIRST DOWNS
Season
354 2008
346 2007
330 2006
315 1979
Opponent
360 1980

Game
32 vs. Atlanta, 1/2/83
vs. Atlanta, 10/16/05
vs. Jacksonville, 11/4/07
at Detroit, 12/21/08
30 at St. Louis, 10/11/87
vs. Atlanta, 11/13/94
Opponent
35 vs. Atlanta, 9/2/79

FEWEST FIRST DOWNS
Season
173 1982*
183 1970
Opponent
151 1982*
214 1991

Game
2 at San Francisco, 10/21/73
3 vs. St. Louis, 10/5/80
Opponent
6 vs. L.A. Rams, 9/15/91; vs. Minnesota, 9/22/91; vs. L.A. Raiders, 12/16/91; at New England, 11/8/92; at New York Giants, 12/24/06.

MOST FIRST DOWNS RUSHING
Season
160 1979
135 1983
Opponent
178 1980

Game
19 at Seattle 11/21/76
Opponent
23 vs. St. Louis 10/4/80

FEWEST FIRST DOWNS RUSHING
Season
55 1970
67 1967, 1998
Opponent
58 1982*
63 1991

Game
0 at Philadelphia, 10/26/69; vs. St. Louis, 10/5/80; vs. San Francisco, 9/3/95; at Baltimore Ravens, 12/19/99; at Jacksonville, 12/21/03; vs. Baltimore Ravens, 10/29/06.
Opponent
0 vs. New England, 11/30/86; at Detroit, 9/18/88; vs. Carolina, 10/15/00.

MOST FIRST DOWNS PASSING
Season
232 2007, 2008
207 2006
203 1994
Opponent
208 1994, 1998

Game
25 vs. Cincinnati, 11/19/06
vs. Jacksonville, 11/11/07
24 vs. Washington, 9/11/94
Opponent
23 at Minnesota, 11/6/94

FEWEST FIRST DOWNS PASSING
Season
76 1982*
82 1975
Opponent
81 1982*
103 1977

Game
0 at San Francisco, 10/21/73
Opponent
0 at St. Louis, 10/11/87

MOST FIRST DOWNS BY PENALTY
Season
41 2005
32 1999, 2004
31 1969, 1971, 2002

Opponent
34 1987
33 2005

Game
7 at N.Y. Jets, 10/26/86; at Tampa Bay, 9/24/89; at Atlanta, 12/5/99

Opponent
6 vs. San Francisco, 10/25/87; at New England, 11/12/89; at St. Louis, 11/26/00; at Atlanta, 12/9/01

Net Yards

MOST YARDS
Season
6,571 2008 (1,594 rush, 4,977 pass)
6,264 2006 (1,761 rush, 4,503 pass)
5,627 1979 (2,476 rush, 3,151 pass)
Opponent
6,218 1980 (3,106 rush, 3,112 pass)

Game
595 vs. Cincinnati, 11/19/06 (91 rush, 504 pass)
557 at Atlanta, 9/12/93 (227 rush, 330 pass)

Opponent
605 vs. Minnesota, 10/17/04 (188 rush, 417 pass)
552 vs. Atlanta, 9/2/79 (257 rush, 295 pass)

FEWEST YARDS
Season
2,655 1982* (1,257 rush, 1,398 pass)
3,187 1975 (1,642 rush, 1,545 pass)
Opponent
2,607 1982* (974 rush, 1,633 pass)
3,797 1974 (1,758 rush, 2,039 pass)

Game
60 vs. Minnesota, 11/16/75 (67 rush, -7 pass)
80 vs. St. Louis, 10/5/80 (15 rush, 65 pass)

Opponent
117 vs. L.A. Raiders, 12/16/91 (71 rush, 46 pass)
120 vs. L.A. Rams, 9/15/91 (77 rush, 43 pass)

HIGHEST AVERAGE PER OFFENSIVE PLAY
Season
6.3 2008 (1,047 plays-6,571 yds.)
5.8 2006 (1,075 plays-6,264 yds.)
5.6 1979 (995 plays-5,627 yds.)

Opponent
6.1 1969 (822 plays-5,018 yds.)

Game
9.0 at New England, 12/3/95 (432 yds.)
8.3 at Atlanta, 9-12-93 (557 yds.)

Opponent
8.9 vs. Minnesota, 10/17/04 (605 yds.)

LOWEST AVERAGE PER OFFENSIVE PLAY
Season
3.5 1975 (908 plays-3,189 yds.)
4.0 1973 (929 plays-3,744 yds.)
1974 (872 plays-3,501 yds.)

Opponent
4.3 1992 (949 plays-4,075 yds.)
1997 (1073 plays-4,645 yds.)

Rushing

MOST YARDS
Season
2,476 1979 (551 att.)
2,461 1983 (595 att.)
Opponent
3,106 1980 (630 att.)

Game
307 at L.A. Rams, 11/8/81 (52 att.)
299 at Kansas City, 9/26/76 (44 att.)
Opponent
340 vs. L.A. Rams, 11/25/73 (55 att.)

FEWEST YARDS
Season
1,192 1967 (334 att.)
1,215 1970 (371 att.)
Opponent
974 1982* (255 att.)
1,213 1991 (334 att.)

Game
7 vs. San Francisco, 10/1/72 (16 att.)
11 vs. N.Y. Giants, 12/20/93 (12 att.)
at Baltimore, 12/19/99 (16 att.)
Opponent
2 vs. New England, 11/30/86 (18 att.)

MOST ATTEMPTS
Season
595 1983 (2,461 yds.)
569 1987 (2,190 yds.)
Opponent
630 1980 (3,106 yds.)

Game
55 at Atlanta, 10/20/74 (232 yds.)
at San Francisco 10/15/78 (175 yds.)

Opponent
62 vs. St. Louis, 10/5/80 (330 yds.)

FEWEST ATTEMPTS
Season
331 1982* (1,257 yds.)
334 1967 (1,193 yds.)
Opponent
255 1982* (974 yds.)
334 1991 (1,213 yds.)

Game
9 vs. St. Louis, 10/5/80 (15 yds.)
vs. Denver, 12/3/00 (21 yds.)
Opponent
10 vs. Dallas 9/10/89 (20 yds.)
at St. Louis, 11/26/00 (28 yds.)

HIGHEST AVERAGE PER RUSH
Season
4.5 1979 (551 att.-2,476 yds.)
2002 (448 att.-2,000 yds.)
4.3 1969 (399 att.-1,705 yds.)
1993 (414 att.-1,766 yds.)
Opponent
4.9 1980 (630 att.-3,106 yds.)
2006 (418 att.-2,063 yds.)

Game
7.4 vs. Philadelphia, 10/1/95 (16 att.-119 yds.)
7.3 at Atlanta, 9/12/93 (31 att.-227 yds.)

Opponent
8.3 at Pittsburgh, 11/12/06 (26 att.-217 yds.)
8.1 at Carolina, 11/30/97 (23 att.-186 yds.)

LOWEST AVERAGE PER RUSH
Season
3.3 1970 (371 att.-1,215 yds.)
3.4 1996 (386 att.-1,308 yds.)
Opponent
3.2 1986 (486 att.-1,559 yds.)

Game
0.4 vs. San Francisco, 10/1/72 (16 att.-7 yds.)
Opponent
0.1 New England, 11/30/86 (18 att.-2 yds.)

Passing

MOST NET YARDS
Season
4,977 2008
4,503 2006
4,314 2007
Opponent
3,968 1998
3,924 2007

Game
504 vs. Cincinnati, 11/19/06
435 vs. Jacksonville, 11/4/07
Opponent
426 at St. Louis, 10/28/01

FEWEST NET YARDS
Season
1,398 1982*
1,545 1975
Opponent
1,633 1982*
1,893 1977

Game
-15 at San Francisco, 10/21/73
-7 vs. Minnesota, 11/16/75
Opponent
4 at St. Louis, 10/11/87

MOST ATTEMPTS
Season
652 2007 (440 comp.)
636 2008 (413 comp.)
593 2002 (343 comp.)
Opponent
577 1989 (320 comp.)

Game
60 vs. Denver, 11/21/04 (34 comp.)
at Chicago, 12/30/07 (35 comp.)
58 at Atlanta, 11/9/08 (31 comp.)
Opponent
59 at New England, 11/12/89 (27 comp.)

FEWEST ATTEMPTS
Season
248 1982* (137 comp.)
321 1977 (166 comp.)
Opponent
290 1977 (154 comp.)

Game
4 at San Francisco, 10/15/78 (2 comp.)
Opponent
10 at New England, 12/4/83 (3 comp.)
at St. Louis, 10/1/87 (3 comp.)

MOST COMPLETIONS
Season
440 2007 (652 att.)
413 2008 (635 att.)
372 2006 (580 att.)
Opponent
353 1994 (559 att.)

Game
39 at Denver, 9/21/098 (48 att.)
37 vs. Cincinnati, 11/19/06 (52 att.)
35 vs. Jacksonville, 11/4/07 (49 att.)
at Chicago, 12/30/07 (60 att.)

Opponent
33 at Minnesota, 11/6/94 (57 att.)

FEWEST COMPLETIONS
Season
137 1982* (248 att.)
163 1973 (338 att.)
Opponent
153 1968 (366 att.)

Game
2 at San Francisco, 10/15/78 (4 att.)

OWNERSHIP

FOOTBALL

ADMINISTRATION

RECORDS

HISTORY

OWNERSHIP

FOOTBALL

ADMINISTRATION

RECORDS

HISTORY

TEAM RECORDS

Opponent
3 at New England, 12/4/83 (10 att.)
at St. Louis, 10/11/87 (10 att.)

HIGHEST COMPLETION PERCENTAGE
Season
67.5 2007 (440 comp.-652 att.)
64.9 2008 (413 comp.-636 att.)
64.3 1994 (366 comp.-569 att.)
Opponent
63.1 1994 (353 comp.-559 att.)

Game
87.0 vs. Denver, 11/20/88
(20 comp.-23 att.)
86.7 vs. Arizona, 12/16/07
(26 comp.-30 att.)
vs. Oakland, 10/12/08
(26 comp.-30 att.)

Opponent
90.5 vs. Green Bay, 12/13/81 (19 comp.-21 att.)

LOWEST COMPLETION PERCENTAGE
Season
46.2 1975 (181 comp.-392 att.)
47.0 1971 (182 comp.-387 att.)
Opponent
41.8 1968 (153 comp.-366 att.)

Game
23.5 vs. L.A. Rams, 9/3/81
(4 comp.-17 att.)
26.9 at Chicago, 10/7/84
(7 comp.-26 att.)

Opponent
22.7 vs. Chicago, 10/27/91
(5 comp.-22 att.)

MOST PASSES INTERCEPTED
Season
33 1997
30 1999
Opponent
30 1987

Game
6 vs. Atlanta, 9/16/73
at San Francisco, 9/14/97
5 vs. L.A. Rams, 10/7/79
Opponent
7 vs. Green Bay, 9/14/86

FEWEST PASSES HAD INTERCEPTED
Season
8 2003
12 1987
13 2006
Opponent
8 1990

Interceptions

MOST INTERCEPTIONS
Season
30 1987
29 1991
Opponent
33 1997

Game
7 vs. Green Bay, 9/14/86
5 at Atlanta, 11/1/87
vs. N.Y. Giants, 11/22/87
at Philadelphia, 10/13/9
at Phoenix, 12/22/91

Opponent
6 vs. Atlanta, 9/16/73
vs. San Francisco, 9/14/97

FEWEST INTERCEPTIONS
Season
8 1990
9 1982*
Opponent
8 2003
12 1987

MOST RETURN YARDAGE
Season
482 1991 (29 int.)
466 1998 (21 int.)
Opponent
483 1999 (30 int.)

Game
176 vs. Minnesota, 9/3/78 (4 int.)
126 vs. Minnesota, 10/13/68 (2 int.)
Opponent
136 at Minnesota, 12/4/88 (2 int.)

FEWEST RETURN YARDAGE
Season
73 1969 (12 int.)
83 1977 (10 int.)
Opponent
79 1982* (14 int.)
93 1996 (17 int.)

MOST RETURNS FOR TOUCHDOWNS
Season
5 1998
4 2000
Opponent
6 1993

Game
1 43 times (last at Atlanta, 12/10/07)
Opponent
3 vs. Tampa Bay, 12/11/77

Fumbles

MOST
Season
40 1981 (20 lost)
37 1983 (22 lost)

Opponent
43 1975 (23 lost)

Game
7 at L.A. Rams, 11/8/81 (2 lost);
vs. New England, 11/30/86 (5 lost).

Opponent
7 vs. Cleveland, 12/12/71 (5 lost);
at L.A. Rams, 12/16/79 (4 lost);
at N.Y. Jets 10/26/86 (2 lost).

FEWEST
Season
17 1982* (10 lost)
18 2008 (8 lost)
19 1968 (11 lost); 1995 (11 lost)
Opponent
16 2008 (7 lost)
19 2005 (9 lost)

MOST LOST
Season
22 1983 (37 fumbles)
22 1997 (34 fumbles)
Opponent
27 1976 (38 fumbles)

Game
5 vs. New England, 11/30/86 (7 fumbles)
Opponent
5 vs. Dallas, 11/3/68 (5 fumbles); vs. Cleveland, 12/12/71 (7 fumbles); at Atlanta, 11/25/79 (6 fumbles).

FEWEST LOST
Season
8 2008 (18 fumbles)
9 1999 (26 fumbles)
10 1982* (17 fumbles)
2004 (23 fumbles)
2006 (23 fumbles)
Opponent
7 2008 (16 fumbles)
8 2006 (22 fumbles)

MOST RETURNED FOR TOUCHDOWNS
Season
5 1998
3 1992
Opponent
4 1975

Game
2 at San Francisco, 10/19/75
Opponent
2 at St. Louis, 10/11/87

Turnovers

MOST
Season
55 1997
47 1981, 1983

Opponent
49 1981, 1987

Game
8 vs. Atlanta, 9/16/73
vs. Detroit, 10/28/90
at San Francisco, 9/14/97

Opponent
8 at St. Louis, 10/28/01

FEWEST
Season
23 2006
24 1982*
25 1971, 1995
Opponent
19 2006
22 1969, 1982*, 2008

Quarterback Sacks

MOST
Season
66 2000 (378 yds.) - Led NFL
59 1997 (408 yds.) - Led NFL
Opponent
58 1985 (461 yds.)

Game
9 vs. L.A. Rams, 12/1/85 (69 yds.)
at Atlanta, 12/9/01 (53 yds.)
8 vs. Chicago, 9/18/83 (73 yds.)
vs. Carolina, 10/15/00 (41 yds.)
at Carolina, 11/12/00 (37 yds.)
vs. Carolina, 12/2/01(60 yds.)
Opponent
10 vs. Atlanta, 10/12/97 (76 yds.)

FEWEST
Season
17 1970 (136 yds.)
21 1969 (199 yds.)
Opponent
13 2008 (92 yds.)
15 1992 (119 yds.)

MOST YARDS LOST
Season
437 1983 (56 sacks)
420 1984 (55 sacks)
Opponent
461 1985 (58 sacks)

Game
73 vs. Chicago, 9/18/83 (8 sacks)
Opponent
81 vs. San Diego, 10/9/77 (8 sacks)

Punting

MOST
Season
101 1976 (39.3 avg.)
92 1975 (41.0 avg.)
Opponent
92 1997 (39.9 avg.)

TEAM RECORDS

Game
12 vs. Minnesota, 11/16/75
11 at San Francisco, 10/21/73
vs. Washington, 12/26/82
at Baltimore, 12/19/99

Opponent
12 at Chicago, 10/5/97

FEWEST
Season
46 1982* (43.0 avg.)
49 1969 (41.4 avg.)
Opponent
50 1971 (41.2 avg.)

Game
0 vs. San Francisco, 10/26/02;
vs. Atlanta, 1/2/83; at Detroit,
12/21/08.
1 14 times (last at St. Louis,
9/26/04)

Opponent
0 at N.Y. Giants, 10/8/67
at San Francisco, 11/14/71
vs. Cleveland, 9/13/87
at Minnesota, 11/19/95
vs. St. Louis, 12/12/99
vs. Minnesota, 10/17/04

HIGHEST AVERAGE
Season
45.9 1997 (88 punts)
45.4 1998 (90 punts)
Opponent
45.6 2005 (76 punts)
44.5 1973 (63 punts)

LOWEST AVERAGE
Season
37.6 1968 (75 punts)
39.0 1989 (71 punts)
Opponent
37.5 1987 (73 punts)

Punt Returns

MOST RETURNS
Season
53 1989 (428 yds.)
51 2006 (372 yds.)
Opponent
64 1976 (742 yds.)

Game
7 at Carolina, 11/10/02 (8 yds.)
vs. New England, 11/30/86 (66 yds.)
at Detroit, 12/3/89 (48 yds.)
at Oakland, 11/9/97 (90 yds.)
Opponent
10 vs. Washington, 12/26/82 (106 yds.)

FEWEST RETURNS
Season
16 1971 (100 yds.)
1972 (43 yds.)
21 1982* (144 yds.)

Opponent
27 1969 (176 yds.)

MOST YARDS
Season
625 2002 (45 ret.)
517 1993 (38 ret.)
Opponent
906 1974 (59 ret.)

Game
176 vs. Minnesota, 10/6/08 (5 ret.)
161 vs. Houston, 10/3/76 (6 ret.)
Opponent
144 vs. L.A. Rams, 10/23/94 (4 ret.)

HIGHEST AVERAGE
Season
13.7 2002 (45 ret.)
13.6 1993 (38 ret.)
12.8 1998 (32 ret.)
Opponent
15.4 1974 (59 ret.)

LOWEST AVERAGE
Season
2.7 1972 (16 ret.)
3.4 1967 (23 ret.)
Opponent
5.5 2002 (38 ret.)
5.8 1971 (43 ret.)

MOST RETURNS FOR TOUCHDOWNS
Season
3 2008
2 1993
Opponent
2 1974, 1977, 1983, 1994, 2000

Game
2 vs. Minnesota, 10/6/08
1 6 times
(last vs. Tampa Bay, 10/8/06)
Opponent
1 24 times
(last at Chicago, 12/30/07)

Kickoff Returns

MOST RETURNS
Season
88 1980 (22.4 avg.)
87 2001 (23.3 avg.)
Opponent
85 2002 (21.4 avg.)
76 1979 (20.0 avg.)
2008 (24.0 avg.)

Game
9 at Philadelphia, 11/19/67 (231 yds.)
vs. San Francisco, 10/1/72 (201 yds.)
vs. Carolina, 12/05/04 (237 yds.)
Opponent
9 vs. Green Bay, 11/24/08 (180 yds.)

TEAMRECORDS

FEWEST RETURNS

Season
26 1982* (22.2 avg.)
42 1992 (19.4 avg.)
Opponent
20 1982* (19.4 avg.)
33 1973 (21.9 avg.)

MOST YARDS

Season
2,027 2001 (87 ret.)
1,973 1980 (88 ret.)
Opponent
1,827 2008 (76 ret.)
1,817 2002 (85 ret.)

Game

304 vs. L.A. Rams, 10/23/94 (7 ret.)
242 vs. Minnesota, 12/15/02 (6 ret.)
233 at San Francisco, 9/21/86 (5 ret.)
vs. St. Louis, 11/4/07 (8 ret.)
Opponent
221 at San Diego, 9/10/00 (6 ret.)
206 at Atlanta, 12/11/94 (8 ret.)

HIGHEST AVERAGE

Season
24.8 2002 (79 ret.)
24.3 1996 (78 ret.)
Opponent
25.5 1975 (42 ret.)

LOWEST AVERAGE

Season
17.6 1991 (50 ret.)
18.9 1976 (62 ret.)
Opponent
16.2 1990 (36 ret.)

MOST RETURNS FOR TOUCHDOWNS

Season
2 1967, 1994, 2002, 2004
Opponent
2 1971, 1991, 2000, 2003

Game

2 vs. L.A. Rams 10/23/94
Opponent
1 13 times
(last at Chicago 12/21/08)

Combined Kickoff/ Punt Returns

MOST YARDS RETURNED

Season
2,581 2002 (625 punt, 1,956 KO)
2,315 2001 (288 punt, 2,027 KO)
2,267 2004 (388 punt, 1,879 KO)
Opponent
2,237 2000 (494 punt, 1,743 KO)

Game

354 vs. Minnesota, 10/6/08
(178 punt, 176 kickoff)

347 vs. L.A. Rams, 10/23/94
(43 punt, 304 kickoff)

Opponent

341 vs. L.A. Rams, 10/23/94
(144 punt, 197 kickoff)

MOST RETURNED FOR TOUCHDOWNS

Season
3 1993 (2 punt, 1 kickoff)
2002 (1 punt, 2 kickoff)
2008 (3 punt)
Opponent
4 2000 (2 punt, 2 kickoff)

Game

2 vs. L.A. Rams, 10/23/94
(2 kickoff)
vs. Minnesota, 10/6/08
(2 punt)

Opponent

1 37 times (last at Chicago, 12/11/08) (1 kickoff)

Penalties

MOST

Season
135 2005 (1,130 yards)
129 2004 (1,141 yds.)
124 2000 (1,024 yds.)
Opponent
132 1998 (1,164 yds.)

Game

17 at St. Louis, 11/26/00 (116 yds.)
16 at Atlanta, 11/17/02 (133 yds.)

Opponent

14 7 times, last vs. San Diego, 10/26/08 (134 yds.)

FEWEST

Season
58 1973 (516 yds.)
60 1992 (567 yds.)
Opponent
52 1982* (459 yds.)
69 1973 (751 yds.)

Game

0 vs. Seattle, 11/10/85
Opponent
0 at Washington, 9/21/75
at San Francisco, 12/11/8
at San Francisco, 12/23/90
vs. San Francisco, 1/6/02

MOST PENALTY YARDS

Season
1,141 2004 (129 pen.)
1,130 2005 (135 pen.)
1,044 1978 (104 pen.)
Opponent
1,164 1998 (132 pen.)

Game

149 at Chicago, 10/8/00 (10 pen.)
142 at N.Y. Giants, 10/6/68 (12 pen.)

Opponent

171 at Philadelphia, 11/23/03 (14 pen.)

FEWEST PENALTY YARDS

Season
514 1982* (63 pen.)
516 1973 (58 pen.)
Opponent
459 1982* (52 pen.)
590 1993 (86 pen.)

Safeties

MOST

Season
3 1989
2 1987, 1988, 1998
Opponent
3 1983
2 1969, 1973, 1976

Game

2 vs. Cleveland, 9/13/87
1 20 times (last at Denver, 9/21/08)
Opponent
1 25 times (last vs. San Diego 10/26/08)

3rd Down Conversions

MOST

Season
106 2003 (229 att.)
105 2006 (234 att.)
Opponent
105 1979 (239 att.)

FEWEST

Season
48 1982* (128 att.)
54 1997 (207 att.)
Opponent
36 1982* (103 att.)
49 1991 (188 att.)

TWO-TEAMRECORDS

Scoring

MOST POINTS

93 New Orleans 51 at St. Louis 42, 11/2/69

FEWEST POINTS

6 L.A. Rams 0 at New Orleans 6, 11/9/86

MOST TOUCHDOWNS

13 New Orleans 7 at St. Louis 6, 11/2/69

FEWEST TOUCHDOWNS (Final Score)

0 Rams 0 at New Orleans 6, 11/9/86;
Pittsburgh 9 at New Orleans 6, 12/1/90;
New Orleans 9 vs. Tampa Bay 3, 10/25/98

First Downs

MOST FIRST DOWNS

58 Atlanta 35 at New Orleans 23, 9/2/79

FEWEST FIRST DOWNS

20 Minnesota 8 at New Orleans 12, 9/12/70

Net Yards

MOST YARDS GAINED

1,064 Atlanta 552 at New Orleans 512, 9/2/79

FEWEST YARDS GAINED

345 New Orleans 179 vs. Atlanta 166, 10/12/97

Rushing

MOST RUSHES

86 New Orleans 39 at Atlanta 47, 12/16/73

MOST YARDS

490 L.A. Rams 340 at New Orleans 150, 11/25/73

FEWEST YARDS

72 New Orleans 11 at Baltimore 61, 12/19/99

MOST TOUCHDOWNS

7 New Orleans 4 at Seattle 3, 11/21/76

Passing

MOST YARDS

785 New Orleans 510 vs. Cincinnati 275, 11/19/06
779 New Orleans 435 vs. Jacksonville 344, 11/4/07

FEWEST YARDS

77 San Francisco 44 at New Orleans 33, 11/13/77

MOST PASSES ATTEMPTED

95 New Orleans 42 at Tampa Bay 53, 9/8/02
94 New Orleans 55 at San Francisco 39, 9/25/94

MOST PASSES COMPLETED

60 New Orleans 39 at Denver 21, 9/21/08
57 New Orleans 24 at Minnesota 33, 11/6/94;
Atlanta 29 at New Orleans 28, 11/13/94;
Atlanta 27 at New Orleans 30, 9/17/95

MOST TOUCHDOWNS

12 New Orleans 6 at St. Louis 6, 11/2/69

MOST PASSES INTERCEPTED

9 Green Bay 7 at New Orleans 2, 9/14/86

Punts

MOST

21 New Orleans 9 at Chicago 12, 10/5/97

FEWEST

1 New Orleans 0 at San Francisco 1, 10/20/02
2 New Orleans 1 at Washington 1, 11/18/90

Penalties

MOST

31 New Orleans 17 at St. Louis 14, 11/26/00

FEWEST

2 New Orleans 2 at San Francisco 0, 12/11/88;
Atlanta 1 at New Orleans 1, 12/3/92

MOST YARDS PENALIZED

272 New Orleans 101 at Philadelphia 171, 11/23/03
248 New Orleans 116 at St. Louis 132, 11/26/00

FEWEST YARDS PENALIZED

11 New Orleans 11 at San Francisco 0, 12/11/88

Fumbles

MOST

10 Cleveland 7 at New Orleans 3, 12/12/71;
New Orleans 5 at Carolina 5, 10/14/01;
New Orleans 5 at St. Louis 5, 10/28/01

Turnovers

MOST

11 Dallas 7 at New Orleans 4, 11/3/68;
Chicago 5 at New Orleans 6, 9/18/83

Quarterback Sacks

MOST

15 Atlanta 10 at New Orleans 5, 10/12/97

CONSECUTIVERECORDS

BIGGAMES

Individual

GAMES PLAYED

147	Jim Dombrowski (10/25/87 — 11/3/96)
144	Wayne Martin (9/1/91 — 1/2/00)
	Kevin Houser (9/3/00 — 12/28/08)
143	Eric Martin (9/8/85 — 1/2/93)
122	Morten Andersen (10/25/87 — 12/24/94)

GAMES STARTED

144	Wayne Martin (9/1/91 — 1/2/99)
91	Rickey Jackson (9/6/81 — 9/20/87)
90	Jim Dombrowski (10/25/87 — 12/26/92)

GAMES, SCORING POINTS

174	Morten Andersen (12/11/83 — 12/24/94)
-----	---------------------------------------

GAMES, SCORING TOUCHDOWN

6	Dalton Hilliard (12/18/88 — 10/8/89)
	Dalton Hilliard (10/18 — 11/29/92)
	Pierre Thomas (11/16/ — 12/21/08)

GAMES, SCORING FIELD GOAL

22	John Carney (10/6/02 — 11/16/03)
20	Morten Andersen (10/25/87 — 11/6/88)
19	Morten Andersen (11/24/85 — 12/7/86)
17	Morten Andersen (11/18/90 — 11/10/91)
16	Morten Andersen (9/20/92 — 9/12/93)

FIELD GOALS MADE

25	Morten Andersen (11/1/92 — 9/12/93)
20	Morten Andersen (11/24/85 — 10/5/86)

GAMES, RUSHING TOUCHDOWN

5	Dalton Hilliard (10/22 — 11/19/89)
	Ricky Williams (9/24 — 10/29/00)

GAMES, RECEIVING TOUCHDOWN

5	Lance Moore (10/26 — 11/30/08)
4	Lonzell Hill (9/18 — 10/9/88)
	Dalton Hilliard (10/18 — 11/15/92)
	Quinn Early (10/17 — 11/14/93)
	Quinn Early (11/12 — 12/3/95)
	Joe Horn (12/2 — 12/23/01)
	Donté Stallworth (9/8 — 9/29/02)
	Joe Horn (10/5 — 10/26/03)
	Joe Horn (11/28 — 12/19/04)

GAMES, RUSHING FOR 100 OR MORE YARDS

9	Deuce McAllister (9/28 — 11/30/03)
5	Ricky Williams (9/17 — 10/22/00)
4	Deuce McAllister (10/6 — 10/27/02)
3	George Rogers (10/11 — 10/25/81)
	Wayne Wilson (9/25 — 10/9/93)
	Dalton Hilliard (11/12 — 11/26/89)

GAMES, PASSING TOUCHDOWN

13	Archie Manning (11/26/78 — 10/28/79)
12	Aaron Brooks (10/10/04 — 1/2/05)

GAMES, 250+ PASSING YARDS

6	Drew Brees (10/15 — 11/26/06)
---	-------------------------------

GAMES, 300+ PASSING YARDS

5	Drew Brees (10/29 — 11/26/06)
---	-------------------------------

GAMES, NO INTERCEPTIONS

6	Aaron Brooks (11/23 — 12/28/03)
4	Aaron Brooks (12/1 — 12/22/02)

PASS COMPLETIONS

17	Drew Brees (12/16 — 12/23/07)
15	Archie Manning (10/21 — 10/28/79)

GAMES, PASS RECEPTION

105	Eric Martin (11/1/87 — 1/2/94)
82	Joe Horn (9/3/00 — 9/25/05)
79	Danny Abramowicz (9/17/67 — 12/16/73)

POINTS AFTER TOUCHDOWN

119	Morten Andersen (10/22/89 — 12/3/92)
88	Doug Brien (11/5/95 — 9/12/99)

Team

REGULAR SEASON VICTORIES

9	11/1 — 12/27/87
	12/23/90 — 10/20/91
7	9/11 — 10/23/88
6	10/8 — 11/12/00

PRESEASON VICTORIES

5	8/12 — 9/9/67
---	---------------

REGULAR SEASON DEFEATS

14	9/7 — 12/7/80
----	---------------

PRESEASON DEFEATS

6	8/6 — 9/12/71
---	---------------

VICTORIES VS. ONE TEAM

7	vs. L.A. Rams; 12/9/90 — 10/3/93
---	----------------------------------

DEFEATS VS. ONE TEAM

10	vs. Atlanta; 9/17/95 — 12/5/99
----	--------------------------------

HOME VICTORIES

5	12/31/90 — 10/20/91
	10/11 — 12/3/92

ROAD VICTORIES

10	10/18/87 — 10/6/88
----	--------------------

HOME DEFEATS

10	12/3/79 — 12/21/80
----	--------------------

ROAD DEFEATS

14	11/5/72 — 10/13/74
14	10/18/98 — 1/2/00

GAMES SCORING

216	12/11/83 — 10/12/97
	(5th-longest since 1970 AFL-NFL merger)

GAMES WITH A SACK

60	12/24/94 — 11/22/98
	(tied-4th-longest in NFL history)

100YardRushingGames (118)

Yds.	Att.	Player	Opponent	Date
206	24	George Rogers	vs. St. Louis	9/4/83
203	28	Rueben Mayes	vs. Miami	12/7/86
184	19	Deuce McAllister	at Philadelphia	11/23/03
179	40	Ricky Williams	vs. Cleveland	10/31/99
174	20	Ray Zellers	vs. Chicago	10/13/96
173	28	Deuce McAllister	vs. Atlanta	11/16/03
172	24	Rueben Mayes	vs. Tampa Bay	10/19/86
166	33	George Rogers	vs. Dallas	12/19/82
165	30	Deuce McAllister	at Washington	11/30/03
162	29	George Rogers	vs. L.A. Rams	9/13/81
162	29	Mario Bates	vs. Detroit	9/21/97
161	22	Chuck Muncie	vs. Atlanta	9/2/79
161	24	George Rogers	at L.A. Rams	11/8/81
160	34	Wayne Wilson	vs. Miami	10/2/83
160	35	Earl Campbell	at Minnesota	11/24/85
158	29	Dalton Hilliard	at Atlanta	11/19/89
157	33	Rueben Mayes	vs. New England	11/30/86
157	24	Lamar Smith	at Indianapolis	9/27/98
156	29	Ricky Williams	at Atlanta	10/22/00
155	20	Craig Heyward	vs. Tampa Bay	11/11/90
148	22	Alvin Maxson	vs. St. Louis	12/8/74
147	24	Rueben Mayes	vs. Cleveland	9/13/87
147	31	Ricky Williams	at Carolina	10/14/01
146*	14	Tony Galbreath	at Kansas City	9/26/76
144	29	Rueben Mayes	vs. San Francisco	10/25/87
144	38	Ricky Williams	vs. Carolina	10/15/00
142	27	Andy Livingston	vs. Washington	9/21/69
142	28	George Rogers	at Houston	11/22/81
141	22	Mario Bates	vs. Atlanta	11/13/94
140	28	Deuce McAllister	at Carolina	1/2/05
139	35	Dwight Beverly	at St. Louis	10/11/87
139	21	Deuce McAllister	vs. San Francisco	10/20/02
138	33	Wayne Wilson	at Chicago	9/19/82
138	28	Fred McAfee	vs. Atlanta	11/24/91
137	20	George Rogers	vs. Atlanta	11/6/83
136	30	Ricky Williams	vs. Minnesota	10/7/01
136	26	Deuce McAllister	vs. San Francisco	12/3/06
134	17	George Rogers	vs. Philadelphia	10/11/81
131	25	Rueben Mayes	at St. Louis	11/16/86
130	27	Deuce McAllister	vs. Buffalo	10/2/05
129	32	Mario Bates	at N.Y. Giants	12/15/96
128	21	Chuck Muncie	vs. Oakland	12/3/79
128	28	Rueben Mayes	vs. San Francisco	11/2/86
128	30	Ricky Williams	at Chicago	10/8/00
128	29	Deuce McAllister	vs. Atlanta	12/26/04
127	16	Don McCall	vs. Washington	9/22/68
127	25	Dalton Hilliard	vs. Atlanta	12/18/88
127	32	Deuce McAllister	at Baltimore	12/8/02
127	16	Deuce McAllister	vs. Kansas City	11/14/04
126*	25	Chuck Muncie	at Kansas City	9/26/76
126*	20	Reggie Bush	at N.Y. Giants	12/24/06
125	25	Derek Brown	vs. Detroit	9/19/93
124	32	George Rogers	vs. L.A. Rams	12/18/83
124	23	Deuce McAllister	at Carolina	10/5/03
123	33	George Rogers	vs. Kansas City	11/21/82
123	15	Mario Bates	at New England	12/3/95
123	21	Deuce McAllister	vs. Green Bay	9/15/02
123	23	Deuce McAllister	vs. Pittsburgh	10/6/02
123	15	Deuce McAllister	vs. Tampa Bay	10/8/06
122	18	George Rogers	at Cleveland	10/18/81
122*	19	Craig Heyward	at Cincinnati	11/4/90
121	24	Ricky Williams	at San Francisco	11/11/01
121	29	Deuce McAllister	at Washington	10/13/02
120	23	George Rogers	vs. Tampa Bay	11/29/81
120	28	Ricky Williams	vs. Indianapolis	11/18/01
117	18	Chuck Muncie	vs. San Francisco	11/11/79
117	28	Deuce McAllister	vs. Carolina	12/29/02
116	29	Deuce McAllister	vs. Chicago	10/12/03
116	21	Deuce McAllister	at Atlanta	10/19/03
115	25	George Rogers	at San Francisco	9/27/81
115	25	Rueben Mayes	vs. Denver	11/20/88
115*	30	Rueben Mayes	at Cincinnati	11/4/90

115	17	Deuce McAllister	vs. Atlanta	10/27/02
114	21	George Rogers	at Buffalo	10/30/83
114	15	Jimmy Rogers	at Washington	10/26/80
113	26	Bob Gresham	at Green Bay	11/28/71
113	31	George Rogers	vs. Cincinnati	10/25/81
113	11	Hokie Gajan	vs. N.Y. Jets	11/21/83
112	19	Rueben Mayes	at Atlanta	11/1/87
112	24	Dalton Hilliard	vs. L.A. Rams	11/26/89
111	24	Ricky Williams	at N.Y. Giants	10/24/99
111	21	Deuce McAllister	at Dallas	12/10/06
110	14	Tony Baker	at St. Louis	11/2/69
110	26	Deuce McAllister	at Tampa Bay	11/2/03
110	17	Antowain Smith	vs. Chicago	11/6/05
109	27	Mike Strachan	vs. Atlanta	11/2/75
109	15	Chuck Muncie	vs. L.A. Rams	11/28/76
109	11	Craig Heyward	vs. L.A. Raiders	10/23/88
109	31	Deuce McAllister	at Tampa Bay	9/8/02
108	31	Wayne Wilson	at Dallas	9/25/83
108	24	Wayne Wilson	at San Francisco	9/29/85
108	22	Rueben Mayes	at Indianapolis	10/12/86
108+	11	Aaron Brooks	at San Francisco	12/10/00
108*	27	Deuce McAllister	vs. N.Y. Giants	12/24/06
107	20	Chuck Muncie	vs. N.Y. Jets	12/4/77
107	30	George Rogers	vs. San Francisco	12/20/81
107	23	Ricky Williams	at Seattle	9/17/00
106	28	Dalton Hilliard	at New England	11/12/89
106	20	Gill Fenerty	vs. Minnesota	9/22/91
106	21	Derek Brown	vs. Green Bay	11/14/93
106	26	Mario Bates	at San Francisco	10/29/95
106	22	Mario Bates	vs. St. Louis	11/5/95
106	18	Aaron Stecker	at St. Louis	9/26/04
105	24	Mike Strachan	vs. Green Bay	10/12/75
105#	20	Pierre Thomas	at Chicago	12/30/07
104	10	Gill Fenerty	at L.A. Rams	12/9/90
103	18	Wayne Wilson	at Atlanta	10/9/83
103	20	Ricky Williams	vs. Philadelphia	9/24/00
102	13	Chuck Muncie	at St. Louis	10/23/77
102	20	George Rogers	vs. Atlanta	9/2/84
102	27	Ricky Williams	vs. Carolina	12/2/01
102	21	Deuce McAllister	vs. Tampa Bay	10/10/04
102	16	Pierre Thomas	vs. Atlanta	12/7/08
101	17	Deuce McAllister	vs. Indianapolis	9/28/03
101	26	Deuce McAllister	vs. Carolina	10/26/03
100	20	Tony Galbreath	vs. L.A. Rams	10/30/77
100	23	Deuce McAllister	at Atlanta	11/28/04
100	20	Aaron Stecker	at Atlanta	12/10/07

* - part of a dual 100-yard game
 # - part of a 100-yard rushing/100-yard receiving game
 + - only QB in team history to rush for 100 yards or more
 MOST BY PLAYER: Deuce McAllister (27), George Rogers (16), Ricky Williams (12), Rueben Mayes (11), Chuck Muncie (7), Mario Bates (6), Wayne Wilson (5), Dalton Hilliard (4), Craig Heyward (3), Derek Brown (2), Gill Fenerty (2), Tony Galbreath (2), Aaron Stecker (2), Mike Strachan (2), Pierre Thomas (2), Tony Baker (1), Dwight Beverly (1), Aaron Brooks (1), Reggie Bush (1), Earl Campbell (1), Hokie Gajan (1), Bob Gresham (1), Andy Livingston (1), Alvin Maxson (1), Fred McAfee (1), Don McCall (1), Jimmy Rogers (1), Antowain Smith (1), Lamar Smith (1), Ray Zellers (1).

300YardPassingGames (62)

Yds	Player	A	C	Opponent	Date
510	Drew Brees	52	37	vs. Cincinnati	11/19/06
445	Drew Brees	49	35	vs. Jacksonville	11/4/07
441	Aaron Brooks	48	30	vs. Denver	12/3/00
422	Drew Brees	58	31	at Atlanta	11/9/08
421	Drew Brees	48	39	at Denver	9/21/08
398	Drew Brees	47	31	at Pittsburgh	11/12/06
386	Drew Brees	49	30	vs. Carolina	12/28/08
384	Drew Brees	38	26	at Dallas	12/10/06
383	Drew Brees	45	24	vs. Baltimore	10/29/06
377	Archie Manning	38	24	at San Francisco	12/7/80
376	Aaron Brooks	60	34	vs. Denver	11/21/04
376	Jim Everett	46	31	vs. Washington	9/11/94

BIGGAMES

375	Aaron Brooks	45	27	vs. N.Y. Giants	9/19/05
370	Jim Everett	43	29	vs. Atlanta	9/17/95
364	Jim Everett	45	29	vs. Green Bay	12/16/95
363	Drew Brees	35	23	vs. San Francisco	9/28/08
355	Archie Manning	28	20	at San Francisco	9/23/79
355	Bobby Hebert	26	19	at Phoenix	10/18/92
354	Billy Joe Tolliver	45	28	vs. Tennessee	10/17/99
353	Drew Brees	41	26	at Green Bay	9/17/06
352	Aaron Brooks	30	23	at Atlanta	10/19/03
351	Drew Brees	40	30	at Detroit	12/21/08
349	Drew Brees	38	28	at Carolina	10/1/06
349	Drew Brees	30	21	at Atlanta	11/26/06
347	Aaron Brooks	37	22	at San Francisco	11/11/01
345	Billy Kilmer	32	22	at St. Louis	11/2/69
344	Archie Manning	32	22	at Pittsburgh	11/5/78
343	Aaron Brooks	50	27	at New England	11/20/05
343	Jim Everett	27	23	at Denver	12/24/94
343	Drew Brees	32	23	vs. Tampa Bay	9/7/08
341	Wade Wilson	34	22	at Atlanta	9/12/93
339	Drew Brees	41	30	vs. San Diego	10/26/08
336	Drew Brees	39	31	at San Francisco	10/28/07
335	Jim Everett	37	25	at Minnesota	11/19/95
333	Ken Stabler	43	29	vs. Tampa Bay	12/5/82
330	Aaron Brooks	40	26	vs. Carolina	12/2/01
330	Drew Brees	46	26	vs. Minnesota	10/6/08
328	Kerry Collins	44	22	at San Francisco	11/22/98
328	Drew Brees	41	28	at Atlanta	12/10/07
326	Jim Everett	37	26	vs. Kansas City	9/4/94
325	Dave Wilson	32	20	vs. Cincinnati	12/9/84
325	Billy Joe Tolliver	48	24	at Carolina	11/1/98
323	Archie Manning	32	23	vs. Atlanta	10/19/80
323	Drew Brees	26	20	vs. Green Bay	11/24/08
320	Bobby Hebert	39	28	vs. L.A. Raiders	12/16/91
320	Drew Brees	60	35	at Chicago	12/30/07
320	Drew Brees	30	26	vs. Oakland	10/12/08
318	Aaron Brooks	40	23	vs. Cleveland	11/24/02
317	Steve Walsh	42	25	at San Francisco	12/1/91
316	Aaron Brooks	41	24	at St. Louis	9/26/04
315	Drew Brees	30	26	vs. Arizona	12/16/07
314	Archie Manning	40	25	vs. San Francisco	9/7/80
314	Archie Manning	36	25	at Detroit	10/12/80
314	Drew Brees	32	24	at Tampa Bay	11/5/06
308	Bobby Hebert	49	31	vs. San Francisco	10/8/89
307	Aaron Brooks	39	16	at New England	11/25/01
306	Archie Manning	40	25	vs. Philadelphia	11/9/80
303	Archie Manning	53	33	at Green Bay	9/10/78
302	John Fournace	27	15	at Buffalo	12/10/89
301	Archie Manning	39	24	vs. New England	12/21/80
301	Bobby Hebert	35	22	at San Francisco	11/15/92
300	Dave Wilson	45	19	at Atlanta	10/20/85

MOST BY PLAYER: Drew Brees (23), Aaron Brooks (10), Archie Manning (9), Jim Everett (6), Bobby Hebert (4), Billy Joe Tolliver (2), Dave Wilson (2), Kerry Collins (1), John Fournace (1), Billy Kilmer (1), Ken Stabler (1), Steve Walsh (1), Wade Wilson (1).

100YardReceivingGames (157)

Yds	No	Player	Opponent	Date
205	6	Wes Chandler	vs. Atlanta	9/2/79
200	6	Torrance Small	at Denver	12/24/94
179	9	Floyd Turner	vs. Chicago	10/27/91
170*	10	Joe Horn	vs. Denver	12/3/00
169	10	Marques Colston	at Pittsburgh	11/12/06
169	9	Devery Henderson	vs. Cincinnati	11/19/06
167	9	Joe Horn	vs. San Francisco	11/5/00
167	11	Willie Jackson	at San Francisco	11/11/01
167	5	Joe Horn	vs. Kansas City	11/14/04
165	8	Danny Abramowicz	at Cincinnati	11/29/70
164	3	Eric Martin	vs. Green Bay	9/14/86
163*	6	Marques Colston	vs. Baltimore	10/29/06
160	8	Joe Horn	vs. Carolina	12/5/04
159	4	Larry Burton	at Atlanta	11/2/75
159	10	Marques Colston	vs. Jacksonville	11/4/07
158	4	Devery Henderson	at Atlanta	11/26/06
156	12	Danny Abramowicz	vs. Pittsburgh	10/29/67

156	5	Michael Haynes	at Cincinnati	9/15/96
156	8	Willie Jackson	vs. St. Louis	12/17/01
154	3	Keith Poole	at Atlanta	10/18/98
153	8	Eric Martin	vs. Cleveland	10/14/90
151	8	Eric Martin	at Phoenix	10/18/92
150	9	Quinn Early	at Minnesota	11/19/95
150	13	Joe Horn	vs. Carolina	12/2/01
148	8	Sean Dawkins	at San Francisco	11/22/98
148	8	Joe Horn	vs. Indianapolis	11/18/01
146	10	Eric Martin	at Washington	11/6/88
145	7	Al Dodd	at St. Louis	11/2/69
144	7	Danny Abramowicz	at Washington	12/17/67
144	8	Henry Childs	at San Francisco	12/7/80
143*	9	Joe Horn	vs. N.Y. Giants	9/19/05
141*	8	Donté Stallworth	vs. N.Y. Giants	9/19/05
140	7	Danny Abramowicz	vs. San Francisco	12/13/70
140	8	Wes Chandler	vs. Atlanta	10/19/80
140	7	Marques Colston	at Atlanta	11/9/08
139*	9	Wes Chandler	vs. Philadelphia	11/9/80
138	4	Eddie Kennison	vs. Atlanta	10/10/99
138	7	Joe Horn	at Atlanta	12/9/01
135	5	Eugene Goodlow	vs. San Francisco	12/15/85
134	3	Joe Horn	at Atlanta	11/17/02
133	8	Joe Horn	at Atlanta	10/19/03
133	9	Joe Horn	vs. NY Giants	12/14/03
132	6	Eric Martin	vs. L.A. Rams	10/30/88
132	10	Floyd Turner	at San Francisco	12/1/91
132	5	Marques Colston	at Carolina	10/1/06
131	6	Hoby Brenner	vs. St. Louis	9/23/84
131	5	Eric Martin	vs. N.Y. Jets	10/15/89
131	10	Eric Martin	at Washington	11/18/90
131	9	Reggie Bush	vs. San Francisco	12/3/06
130	6	Eric Martin	vs. Houston	12/13/87
129	8	Danny Abramowicz	vs. Pittsburgh	12/21/69
129	8	Donté Stallworth	vs. Buffalo	10/2/05
129	8	Marques Colston	vs. St. Louis	11/11/07
127	12	John Beasley	at San Diego	11/18/73
127	4	Wes Chandler	at San Francisco	9/23/79
127	4	Quinn Early	vs. L.A. Raiders	12/16/91
126*	5	Joe Horn	vs. Baltimore	10/29/06
125	6	Reggie Bush	at Dallas	12/10/06
124	5	Randal Hill	vs. Arizona	12/14/97
123	9	Joe Horn	at Oakland	10/24/04
123*	11	Marques Colston	at Tampa Bay	11/5/06
123	7	Marques Colston	vs. Carolina	12/28/08
122	14	Tony Galbreath	at Green Bay	9/10/78
122	4	Andre Hastings	vs. Dallas	12/6/98
122*	8	Robert Wilson	vs. Denver	12/3/00
122	10	Donté Stallworth	vs. Denver	11/21/04
122	9	David Patten	at Atlanta	12/10/07
121	6	Henry Childs	at Seattle	11/18/79
121	5	Michael Haynes	vs. San Francisco	11/3/96
121	5	Randal Hill	at Chicago	10/5/97
121	8	Joe Horn	at St. Louis	10/28/01
121#	12	Pierre Thomas	at Chicago	12/30/07
120	4	Dave Parks	at N.Y. Giants	10/8/72
120	9	Eric Martin	vs. Philadelphia	12/18/89
120	5	Eric Martin	vs. Cincinnati	1/2/94
120	6	Andre Hastings	vs. St. Louis	12/7/97
120	6	Joe Horn	vs. Green Bay	9/15/02
119*	4	Ike Harris	vs. Philadelphia	11/9/80
119	6	Mike Jones	vs. Miami	12/7/86
118	9	Joe Horn	vs. Tampa Bay	12/7/03
118	9	Marques Colston	at Houston	11/18/07
117	7	Wes Chandler	vs. Atlanta	11/12/78
117*	3	Henry Childs	at Atlanta	11/25/79
117	8	Wes Chandler	at Atlanta	9/6/81
117	8	Quinn Early	vs. Green Bay	12/16/95
116	5	Eric Martin	at L.A. Rams	10/22/89
116	12	Joe Horn	at San Diego	9/10/00
116	7	Joe Horn	vs. Atlanta	12/17/00
115	9	Danny Abramowicz	vs. Baltimore	10/19/69
115	4	Paul Seal	vs. Philadelphia	10/27/74
115	5	Floyd Turner	vs. Atlanta	11/24/91
115	5	Lance Moore	at Green Bay	11/24/08
114	7	Dave Parks	at St. Louis	11/10/70

114	3	Michael Lewis	vs. Cleveland	11/24/02
114	3	Donté Stallworth	vs. Dallas	12/28/03
114	8	Marques Colston	vs. Arizona	12/16/07
113	5	Danny Abramowicz	vs. San Francisco	11/23/69
113*	4	Brett Bech	vs. Buffalo	12/27/98
113	9	Andre Hastings	at St. Louis	11/28/99
113	9	Donté Stallworth	vs. San Francisco	9/19/04
113	5	Donté Stallworth	at Dallas	12/12/04
113	8	David Patten	at Seattle	10/14/07
112	7	Henry Childs	at Green Bay	9/9/79
112*	10	Cameron Cleeland	vs. Buffalo	12/27/98
112	8	Reggie Bush	vs. Tampa Bay	9/7/08
111	6	Hoby Brenner	at Atlanta	10/20/85
111	8	Eric Martin	vs. Denver	11/20/88
111	7	Eric Martin	vs. Houston	9/5/93
111	6	Donté Stallworth	at Cincinnati	12/22/02
111	10	Joe Horn	vs. Houston	9/14/03
111*	3	Devery Henderson	at Tampa Bay	11/5/06
110	5	Danny Abramowicz	vs. San Francisco	9/26/71
110	5	Dave Parks	at San Francisco	10/22/72
110	5	Sean Dawkins	vs. Carolina	9/13/98
110	9	Boo Williams	at Philadelphia	11/23/03
110	6	Joe Horn	vs. Seattle	9/12/04
110	6	Joe Horn	vs. Philadelphia	10/15/06
109	2	Walt Roberts	at Philadelphia	11/19/67
109	8	Joe Horn	vs. San Francisco	10/20/02
109	5	David Patten	at San Francisco	10/28/07
108	8	Joe Horn	at Tampa Bay	9/8/02
108	5	Az-Zahir Hakim	at Green Bay	10/9/05
107	5	Eric Martin	vs. L.A. Rams	11/26/89
106	7	Tony Galbreath	vs. Oakland	12/3/79
106	6	Wes Chandler	at Detroit	10/12/80
106	5	Joe Horn	vs. Tampa Bay	12/1/02
106	6	Marques Colston	at Tampa Bay	11/30/08
105	9	Danny Abramowicz	at Atlanta	12/7/69
105	6	Hoby Brenner	vs. Chicago	9/18/83
105	5	Joe Horn	at San Francisco	12/10/00
105	8	Willie Jackson	at N.Y. Giants	9/30/01
104	6	Keith Poole	at Carolina	1/2/00
104	4	Devery Henderson	vs. Minnesota	10/6/08
103	6	Dave Parks	vs. Pittsburgh	12/15/68
103	6	Wes Chandler	vs. San Francisco	12/3/78
103*	6	Wes Chandler	at Atlanta	11/25/79
103	6	Larry Hardy	vs. San Francisco	9/7/80
103	6	Lindsay Scott	vs. St. Louis	9/12/82
103	6	Eric Martin	vs. L.A. Rams	10/11/92
103	5	Michael Haynes	at Atlanta	12/11/94
102	6	Sean Dawkins	at Carolina	11/1/98
102	5	Donté Stallworth	vs. Carolina	12/18/05
102	8	Lance Moore	at Kansas City	11/16/08
101	8	Danny Abramowicz	at N.Y. Giants	10/6/68
101	4	Tyrone Young	at Cleveland	10/28/84
101	3	Hoby Brenner	vs. Cincinnati	12/9/84
101	7	Eric Martin	at St. Louis	10/11/87
101	2	Eric Martin	vs. Tampa Bay	12/6/87
101	8	Quinn Early	vs. Kansas City	9/4/94
101	6	Joe Horn	at Carolina	11/10/02
101	8	Donté Stallworth	at Seattle	9/7/03
101	9	Joe Horn	at Atlanta	11/28/04
101	4	Devery Henderson	vs. Carolina	10/7/07
101	7	Lance Moore	vs. San Francisco	9/28/08
100	3	Henry Childs	at Atlanta	11/26/78
100	4	Eric Martin	at Buffalo	12/10/89
100	6	Az-Zahir Hakim	at St. Louis	10/23/05

* - part of a dual 100-yard game
- part of a 100-yard receiving/100-yard rushing game

MOST BY PLAYER: Joe Horn (27), Eric Martin (18), Marques Colston (11), Danny Abramowicz (10), Wes Chandler (9), Donté Stallworth (9), Henry Childs (5), Devery Henderson (5), Hobo Brenner (4), Quinn Early (4), Dave Parks (4), Reggie Bush (3), Sean Dawkins (3), Andre Hastings (3), Michael Haynes (3), Willie Jackson (3), Lance Moore (3), David Patten (3), Floyd Turner (3), Tony Galbreath (2), Az-Zahir Hakim (2), Randal Hill (2), Keith Poole (2), John Beasley (1), Brett Bech (1), Larry Burton (1), Cameron Cleeland (1), Al Dodd (1), Eugene Goodlow (1), Larry Hardy

BIGGAMES

(1), Ike Harris (1), Mike Jones (1), Eddie Kennison (1), Michael Lewis (1), Walt Roberts (1), Lindsay Scott (1), Paul Seal (1), Torrance Small (1), Pierre Thomas (1), Boo Williams (1), Robert Wilson (1), Tyrone Young (1).

2.5SackGames (40)

Sacks	Player	Opponent	Date
4	Rickey Jackson	at Atlanta	12/14/86
4	Rickey Jackson	at Detroit	9/18/88
4	Pat Swilling	vs. Tampa Bay	11/1/90
4	Wayne Martin	vs. Atlanta	12/3/92
4	Wayne Martin	vs. Detroit	9/21/97
3.5	Jim Wilks	at Philadelphia	12/11/83
3.5	Pat Swilling	at Atlanta	11/19/89
3	Bruce Clark	vs. Tampa Bay	9/9/84
3	Bruce Clark	at L.A. Raiders	10/13/85
3	Rickey Jackson	at Cincinnati	12/20/87
3	Pat Swilling	vs. N.Y. Giants	11/27/88
3	Pat Swilling	at L.A. Rams	10/22/89
3	Pat Swilling	vs. Atlanta	10/29/89
3	Frank Warren	vs. Philadelphia	12/18/89
3	Rickey Jackson	at Atlanta	9/29/91
3	Pat Swilling	at L.A. Rams	11/3/91
3	Rickey Jackson	vs. L.A. Rams	10/11/92
3	Renaldo Turnbull	vs. Detroit	9/19/93
3	Renaldo Turnbull	at Phoenix	10/31/93
3	Rickey Jackson	vs. Green Bay	11/14/93
3	Darion Conner	at Tampa Bay	9/18/94
3	La'Roi Glover	vs. St. Louis	11/15/98
3	La'Roi Glover	at Baltimore	12/19/99
3	La'Roi Glover	at Chicago	10/8/00
3	La'Roi Glover	vs. Carolina	10/15/00
3	Joe Johnson	at Carolina	11/12/00
3	La'Roi Glover	at St. Louis	11/26/00
3	Joe Johnson	at Buffalo	9/9/01
3	Charlie Clemons	at N.Y. Giants	9/30/01
3	Darrin Smith	vs. Pittsburgh	10/6/02

Regular Season

500+ yards total offense
SAINTS – 532, at Detroit, 12/21/08 (181 rushing, 351 passing) Opponent – 605, vs. Minnesota, 10/27/04 (188 rushing, 417 passing)

400+ yards total offense
SAINTS – 417, vs. Carolina, 12/28/08 (50 rushing, 367 passing) Opponent – 478, vs. Carolina, 12/28/08 (234 rushing, 244 passing)

400+ yards passing by a player
SAINTS – 422, QB Drew Brees, at Atlanta, 11/9/08 (58-31-2-3) Opponent – 425, QB Daunte Culpepper vs. Minnesota, 10/17/04 (37-26-5-2)

300+ yards passing by a player
SAINTS – 367, QB Drew Brees, vs. Carolina, 12/28/08 (49-30-4-1) Opponent – 315, QB Matt Ryan, vs. Atlanta, 12/7/08 (33-24-1-1)

Six TD passes by a player
SAINTS – QB Billy Kilmer, at St. Louis, 11/2/69. Opponent – QB Peyton Manning, vs. Indianapolis, 9/28/03

Five TD passes by a player
SAINTS – QB Drew Brees, at Dallas, 12/10/06 Opponent – QB Daunte Culpepper, vs. Minnesota, 10/17/04

Four TD passes by a player
SAINTS – QB Drew Brees, vs. Carolina, 12/28/08 Opponent – QB Drew Brees, at San Diego, 11/7/04

200 yards rushing by a player
SAINTS – 203, RB Rueben Mayes (28 att.) vs. Miami, 12/7/86
 Opponent – 213, RB Willie Parker (22 att.) @ Pittsburgh, 11/12/06

100 yards rushing by a player
SAINTS – 102, RB Pierre Thomas (16 att.) vs. Atlanta, 12/7/08
 Opponent – 178, RB DeAngelo Williams (25 att.) vs. Carolina, 12/28/08

Two 100-yard rushers in a game
SAINTS – 126, RB Reggie Bush (20 att.) & 108, RB Deuce McAllister (27 att.), @ NY Giants, 12/24/06
 Opponent – 126, RB Otis Anderson (22 att.) & 102 RB Wayne Morris (22 att.) vs. St. Louis Cardinals, 10/5/80

300 yards receiving by a player
SAINTS – Has never happened
 Opponent – 336, WR Willie Anderson, vs. L.A. Rams, 11/26/89 (15 rec.) – NFL Record

200 yards receiving by a player
SAINTS – 200, WR Torrance Small, at Denver, 12/24/94 (6 rec.)
 Opponent – 220, WR Jimmy Smith, at Jacksonville, 11/21/99 (9 rec.)

100 yards receiving by a player
SAINTS – 123, WR Marques Colston (7 rec.), vs. Carolina, 12/28/08
 Opponent – 134, WR Steve Smith (5 rec.) vs. Carolina, 12/28/08

Two 100-yard receivers in a game
SAINTS – 123, WR Marques Colston (11 rec.) & 111, (3 rec.) WR Devery Henderson, at Tampa Bay, 11/5/06
 Opponent – 179, WR Isaac Bruce (7 rec.) & 107, RB Trung Candidate (10 rec.) at St. Louis, 10/28/01

Four TDs rushing by a player
SAINTS – Has never happened
 Opponent – RB Mike Anderson, vs. Denver, 12/3/00

Three TDs rushing by a player

SAINTS – RB Reggie Bush, vs. San Francisco, 12/3/06 Opponent – RB Lawrence Phillips, at St. Louis, 8/31/97

Four TD catches by a player
SAINTS – WR Joe Horn, vs. N.Y. Giants, 12/14/03 Opponent – WR Dave Williams, at St. Louis Cardinals, 11/2/69

Three TD catches by a player
SAINTS – WR Marques Colston, at San Francisco, 10/28/07 Opponent – WR Chad Johnson vs. Cincinnati, 11/19/06

Four TDs by a player (rushing, receiving, return)
SAINTS – RB Reggie Bush, vs. San Francisco, 12/3/06 (three rushing, one receiving) Opponent – RB Mike Anderson, vs. Denver, 12/3/00 (all rushing)

Three TDs by a player (rushing, receiving, return)
SAINTS – RB Deuce McAllister, at Baltimore, 12/8/02 (all rushing) Opponent – WR Chad Johnson (6 rec.) vs. Cincinnati, 11/19/06 (all receiving)

Seven field goals attempted in a game by a player
SAINTS – K Morten Andersen, vs. San Fran., 10/25/87 (Five made)

Opponent – K Bobby Howfield, at N.Y. Jets, 12/3/72 (Six made)

Six field goals attempted in a game by a player
SAINTS – K John Carney, at St. Louis, 9/26/04 (Five made)
 Opponent – K John Kasay, vs. Carolina, 12/5/04 (Six made)

Five field goals attempted in a game by a player
SAINTS – K John Carney, vs. Buffalo, 10/2/05 (Four made)
 Opponent – K John Kasay, vs. Carolina, 12/28/08 (Four made).

Four field goals attempted by a player
SAINTS – K Martin Gramatica, vs. Minnesota, 10/6/08 (Two made)
 Opponent – K Olindo Mare, vs. Miami, 10/30/05 (Four made)

Six field goals converted by a player
SAINTS – Has never happened
 Opponent – K John Kasay, vs. Carolina, 12/5/04 (Six attempts)

Five field goals converted by a player
SAINTS – K John Carney, at St. Louis, 9/26/04 (Six attempts)
 Opponent – K John Kasay, vs. Carolina, 9/8/96 (Five attempts).

Four field goals converted by a player
SAINTS – K John Carney, at Green Bay, 9/17/06 (Four made)
 Opponent – K Olindo Mare, vs. Miami, 10/30/05 (Four attempts), 9/14/08

Three INTs in a game by a player
SAINTS – S Sammy Knight, at Buffalo, 9/9/01 (40 yards) Opponent – LB Keith Bullock, vs. Tennessee, 9/21/07 (51 yards)

Interception returned for a TD
SAINTS – S Roman Harper (31 yards), at Atlanta, 12/10/07
 Opponent – S Vincent Fuller (61 yards) vs. Tennessee, 9/24/07

Fumble returned for a touchdown
SAINTS – RB Pierre Thomas, at Seattle, 10/14/07 (5 yards off of punt snap fumble) Opponent – CB Dante Wesley, vs. Carolina, 12/23/07, (12 yards off fumbled kickoff return)

Punt returned for a touchdown
SAINTS – RB Reggie Bush, vs. Minnesota, 10/6/08 (64 yards)
 Opponent – WR Devin Hester, at Chicago, 12/30/07 (64 yards)

Kickoff returned for a touchdown
SAINTS – WR Michael Lewis, vs. Atlanta, 12/26/04 (96 yards)
 Opponent – RB Maurice Jones-Drew, vs. Jacksonville, 11/4/07 (100 yards)

Punt blocked
SAINTS – S Steve Gleason, vs. Atlanta, 9/25/06 Opponent – S David Gibson, vs. Tampa Bay, 12/7/03

Punt blocked and returned for TD
SAINTS – DE Frank Warren, at San Diego, 11/17/91 (37 yards)
 Opponent – FB Mosi Tatupu, vs. New England, 11/30/86 (17 yards)

Punt blocked and recovered in end zone for TD
SAINTS – CB Curtis Deloatch, vs. Atlanta, 9/25/06 Opponent – LB Roy Bennett, at San Diego, 10/9/88

Punt blocked for a safety
SAINTS – CB Robert Massey, vs. Cleveland, 10/14/90. Opponent – Has never happened.

Safety scored
SAINTS – DE Charles Grant tackled RB Andre Hall in end zone, at Denver, 9/21/08 Opponent – QB Drew Brees fumbled out of end zone, vs. San Diego 10/26/08

Field goal blocked
SAINTS – S Josh Bullocks, at Seattle, 10/14/07 (44-yard attempt)
 Opponent – DT Kevin Williams, vs. Minnesota, 10/6/08 (46-yard attempt)

FG blocked and returned for TD
SAINTS – LB Demarrio Williams, vs. Atlanta, 10/16/05 (59 yards)
 Opponent – CB Antonio Winfield, vs. Minnesota, 10/6/08 (59 yards)

PAT kick missed
SAINTS – K Taylor Mehlhaff, vs. San Diego, 10/26/08 (hit left upright)
 Opponent – K Neil Rackers, at Cincinnati, 12/22/02 (blocked)

PAT kick blocked
SAINTS – DT Grady Jackson, at Cincinnati, 12/22/02 Opponent – CB Johnathan Joseph, vs. Cincinnati, 11/19/06

Two-point attempt made
SAINTS – RB Pierre Thomas run, at Chicago, 12/30/07 Opponent – QB Matt Ryan to WR Michael Jenkins, vs. Atlanta, 12/7/08

Two-point attempt failed
SAINTS – RB Reggie Bush run, vs. Atlanta, 12/7/08 Opponent – QB Jason Campbell pass, at Washington, 9/14/08

40+ points scored in a game
SAINTS – 42, at Detroit, 12/21/08
 Opponent – 41, at Indianapolis, 9/6/07

50+ points scored in a game
SAINTS – 51, vs. Green Bay, 11/24/08
 Opponent – 62, vs. Atlanta, 9/16/73

Shutout scored in a game
SAINTS – 12-0, at N.Y. Jets, 12/24/95
 Opponent – 0-38, vs. San Francisco, 1/6/02

Scoring

MOST POINTS

SAINTS – 18, Willie Jackson, vs. St. Louis (12/30/00)
 Opponent – 12 (6x), Anthony Carter, vs. Minnesota (1/3/88); Michael Haynes, vs. Atlanta (12/28/91); Fred Barnett, vs. Philadelphia (1/3/93); Randy Moss, at Minnesota (1/6/01); Brian Westbrook, vs. Philadelphia (1/13/07); Thomas Jones, at Chicago (1/21/07)

MOST TOUCHDOWNS

SAINTS – 3, Willie Jackson, vs. St. Louis (12/30/00)
 Opponent – 2 (6x), Anthony Carter, vs. Minnesota (1/3/88); Michael Haynes, vs. Atlanta (12/28/91); Fred Barnett, vs. Philadelphia (1/3/93); Randy Moss, at Minnesota (1/6/01); Brian Westbrook, vs. Philadelphia (1/13/07); Thomas Jones, at Chicago (1/21/07)

MOST PATS

SAINTS – 4, Doug Brien, vs. St. Louis (12/30/00)
 Opponent – 5, Chuck Nelson, vs. Minnesota (1/3/88)

Rushing

MOST YARDS GAINED

SAINTS – 143, Deuce McAllister (21 att.), vs. Philadelphia (1/13/07)
 Opponent – 116, Brian Westbrook (13 att.), vs. Philadelphia (1/13/07)

MOST ATTEMPTS

SAINTS – 21, Deuce McAllister, vs. Philadelphia (1/13/07)
 Opponent – 25, Robert Smith, vs. Minnesota (1/6/01)

MOST TOUCHDOWNS

SAINTS – 1 (4x), Dalton Hilliard, vs. Atlanta (12/28/91); Craig Heyward, vs. Philadelphia (1/3/93); Deuce McAllister, vs. Philadelphia (1/13/07); Reggie Bush, vs. Philadelphia (1/13/07)
 Opponent – 2 (2x), Brian Westbrook, vs. Philadelphia (1/13/07); Thomas Jones, at Chicago (1/21/07)

HIGHEST AVERAGE PER ATTEMPT (min. 4 rushes)

SAINTS – 7.0 (4-28 yds.), Vaughn Dunbar, vs. Philadelphia (1/3/93)
 Opponent – 12.8 (4-51 yds.), Daunte Culpepper, at Minnesota (1/6/01)

LONGEST SCORING RUSH

SAINTS – 5, Deuce McAllister, vs. Philadelphia (1/13/07)
 Opponent – 62, Brian Westbrook, vs. Philadelphia (1/13/07)

Longest Non-Scoring Rush

SAINTS – 28, Deuce McAllister, vs. Philadelphia (1/13/07)
 Opponent – 30, Daunte Culpepper, at Minnesota (1/6/01)

Passing

MOST TOTAL YARDS GAINED

SAINTS – 354, Drew Brees, at Chicago (1/21/06)
 Opponent – 365, Kurt Warner, vs. St. Louis (12/30/00)

MOST ATTEMPTS

SAINTS – 49, Drew Brees, at Chicago (1/21/06)
 Opponent – 40, Kurt Warner, vs. St. Louis (12/30/00)

MOST COMPLETED

SAINTS – 30, Aaron Brooks, at Minnesota (1/6/01)
 Opponent – 24, Kurt Warner, vs. St. Louis (12/30/00)

MOST TOUCHDOWNS

SAINTS – 4, Aaron Brooks, vs. St. Louis (12/30/00)
 Opponent – 3 (2x), Kurt Warner, vs. St. Louis (12/30/00); Daunte Culpepper at Minnesota (1/6/01)

HIGHEST COMPLETION PERCENTAGE (min. 10 att.)

SAINTS – 62.5 (30-of-48), Aaron Brooks, at Minnesota (1/6/01); 62.5 (20-of-32), Drew Brees, vs. Philadelphia (1/13/07)
 Opponent – 60.0 (18-of-30), Chris Miller, vs. Atlanta (12/28/91)

LONGEST SCORING PASS

SAINTS – 88, Drew Brees to Reggie Bush, at Chicago (1/21/07)
 Opponent – 75, Jeff Garcia to Donté Stallworth, vs. Philadelphia (1/13/07)

LONGEST NON-SCORING PASS

SAINTS – 50, Aaron Brooks to Willie Jackson, vs. St. Louis (12/30/00)
 Opponent – 38, Mike Tomczak to Dennis Gentry, at Chicago (1/6/91)

MOST INTERCEPTIONS

SAINTS – 3, Bobby Hebert, vs. Philadelphia (1/3/93)
 Opponent – 3, Kurt Warner, vs. St. Louis (12/30/00)

Receiving

MOST RECEPTIONS

SAINTS – 13, Chad Morton, at Minnesota (1/6/01) – tied NFL playoff record
 Opponent – 8, Cris Carter, at Minnesota (1/6/01)

MOST YARDS GAINED

SAINTS – 144, Quinn Early, vs. Philadelphia (1/3/93)
 Opponent – 144, Michael Haynes, vs. Atlanta (12/28/91)

MOST TOUCHDOWNS

SAINTS – 3, Willie Jackson, vs. St. Louis (12/30/00) – tied NFL playoff record
 Opponent – 2 (3x), Michael Haynes, vs. Atlanta (12/28/91); Fred Barnett, vs. Philadelphia (1/3/93); Randy Moss, at Minnesota (1/6/01)

Interceptions

MOST INTERCEPTIONS

SAINTS – 2, Sammy Knight, vs. St. Louis (12/30/00)
 Opponent – 2, Eric Allen, vs. Philadelphia (1/3/93)

LONG INTERCEPTION RETURN

SAINTS – 52, Sammy Knight, vs. St. Louis (12/30/00)
 Opponent – 31, Deion Sanders, vs. Atlanta (12/28/91)

MOST YARDS ON INTERCEPTIONS

SAINTS – 56 (2 int.), Sammy Knight, vs. St. Louis (12/30/00)
 Opponent – 31 (1 int.), Deion Sanders, vs. Atlanta (12/28/91)

TOUCHDOWNS

SAINTS – none
 Opponent – 1, Eric Allen (18 yds.), vs. Philadelphia (1/3/93)

Kickoff Returns

MOST RETURN YARDS

SAINTS – 139, Fred McAfee, at Minnesota (1/6/01)
 Opponent – 69, Tony Horne, vs. St. Louis (12/30/00)

MOST RETURNS

SAINTS – 7, Fred McAfee, at Minnesota (1/6/01)
 Opponent – 5, Tony Horne, vs. St. Louis (12/30/00)

LONG RETURN

SAINTS – 39, Fred McAfee, vs. Atlanta (12/28/91)
 Opponent – 39, Dennis Gentry at Chicago (1/6/91)

INDIVIDUAL PLAYOFF RECORDS

TOUCHDOWNS
SAINTS - none
Opponent - none

Punt Returns

MOST RETURN YARDS
SAINTS - 33, Chad Morton, at Minnesota (1/6/01)
Opponent - 143, Anthony Carter, vs. Minnesota (1/3/88)

MOST RETURNS
SAINTS - 3 (3x), Patrick Newman, vs. Philadelphia (1/3/93); Chad Morton, vs. St. Louis (12/30/00); Chad Morton, at Minnesota (1/6/01)
Opponent - 6, Anthony Carter, vs. Minnesota (1/3/88)

LONG RETURN
SAINTS - 17, Chad Morton, vs. St. Louis (12/30/00)
Opponent - 84, Anthony Carter, vs. Minnesota (1/3/88)

TOUCHDOWNS
SAINTS - none
Opponent - 1, Anthony Carter (84 yds.), vs. Minnesota (1/3/88)

Punting

MOST PUNTS
SAINTS - 6 (2x), Brian Hansen, vs. Minnesota (1/3/88); Toby Gowin, vs. St. Louis (12/30/00)
Opponent - 7, Brad Maynard, vs. Chicago (1/21/07)

MOST YARDS
SAINTS - 265, Brian Hansen, vs. Minnesota (1/3/88)
Opponent - 332 Brad Maynard, vs. Chicago (1/21/07)

HIGHEST GROSS AVERAGE
SAINTS - 54.0, Tommy Barnhardt, vs. Atlanta (12/28/91)
Opponent - 51.2, Jeff Feagles, vs. Philadelphia (1/3/93)

LONG PUNT
SAINTS - 56, Tommy Barnhardt, vs. Atlanta (12/28/91)
Opponent - 66, Brad Maynard, vs. Chicago (1/21/07)

MOST PUNTS INSIDE THE 20
SAINTS - 2, Toby Gowin, at Minnesota (1/6/01)
Opponent - 4, Brad Maynard, vs. Chicago (1/21/07)

Field Goals

MOST MADE
SAINTS - 2 (4x), Morten Andersen, at Chicago (1/6/91); Andersen, vs. Atlanta (12/28/91); Andersen, vs. Philadelphia (1/3/93); John Carney, vs. Philadelphia (1/13/07)
Opponent - 3 (2x), Chuck Nelson, vs. Minnesota (1/3/88); Kevin Butler, at Chicago (1/6/91)

MOST ATTEMPTS
SAINTS - 4, Morten Andersen at Chicago (1/6/91)
Opponent - 4, Kevin Butler, at Chicago (1/6/91)

LONGEST FIELD GOAL MADE
SAINTS - 47, Morten Andersen, at Chicago (1/6/91)
Opponent - 44, Gary Anderson, at Minnesota (1/6/01)

Defense (from press box totals)

MOST COMBINED TACKLES
SAINTS - 12, Sam Mills, at Chicago (1/6/91)
Opponent - 13, Dwayne Rudd, at Minnesota (1/6/01)

MOST SOLO TACKLES
SAINTS - 12, Sam Mills, at Chicago (1/6/91)
Opponent - 10, Dwayne Rudd, at Minnesota (1/6/01)

MOST SACKS
SAINTS - 2, Renaldo Turnbull, at Chicago (1/6/91); Frank Warren, vs. Atlanta (12/28/91)
Opponent - 2, Darwin Walker, vs. Philadelphia (1/13/07)

Miscellaneous

LONGEST SCORING DRIVE - PLAYS
SAINTS - 19, vs. Atlanta (12/28/91)
Opponent - 16, at Chicago (1/6/91)

LONGEST SCORING DRIVE - YARDS
SAINTS - 93, at Chicago (1/21/07)
Opponent - 85, at Chicago (1/21/07)

LONGEST SCORING DRIVE - TIME ELAPSED
SAINTS - 10:49, vs. Atlanta (12/28/91)
Opponent - 8:31, at Chicago (1/6/91)

SAINTS 100-YARD RUSHING GAMES
143, Deuce McAllister, vs. Philadelphia, (1/13/07)

OPPONENT 100-YARD RUSHING GAMES
123, Thomas Davis, at Chicago (1/21/07)
116, Brian Westbrook, vs. Philadelphia (1/13/07)
105, Heath Sherman, vs. Philadelphia (1/3/93)
102, Neal Anderson, at Chicago (1/6/91)

SAINTS 300-YARD PASSING GAMES
354, Drew Brees, at Chicago (1/21/07)

OPPONENT 300-YARD PASSING GAMES
365, Kurt Warner, vs. St. Louis (12/30/00)
302, Daunte Culpepper, at Minnesota (1/6/01)

SAINTS 100-YARD RECEIVING GAMES
142, Willie Jackson, vs. St. Louis (12/30/00)
132, Reggie Bush, at Chicago, (1/21/07)
125, Willie Jackson, at Minnesota (1/6/01)
106, Chad Morton, at Minnesota (1/6/01)

OPPONENT 100-YARD RECEIVING GAMES
144, Michael Haynes, vs. Atlanta (12/28/91)
127, Issac Bruce, vs. St. Louis (12/30/00)
121, Randy Moss, at Minnesota (1/6/01)
120, Cris Carter, at Minnesota (1/6/01)
102, Fred Barnett, vs. Philadelphia (1/3/93)

TEAM PLAYOFF RECORDS

Saints	Category	Opponents
31, vs. St. Louis (12/30/00)	Points	44 vs. Minnesota (1/3/88)
27, vs. Philadelphia (1/13/07)	FIRST DOWNS	28, vs. Minnesota (1/3/88)
15, vs. Philadelphia (1/13/07)	Rushing	14, vs. Minnesota (1/3/88)
16 (2x), last vs. Philadelphia (1/3/93)	Passing	16, vs. St. Louis (12/30/00)
4, vs. Atlanta (12/28/91)	Penalty	1 (3x), last vs. Philadelphia (1/3/93)
8 (15 att.), vs. Atlanta (12/28/91)	3rd Down Conversions	10 (17 att.), at Minnesota (1/6/01)
2 (3 att.), at Minnesota (1/6/01)	4th Down Conversions	2 (2 att.), at Chicago (1/21/07)
435, vs. Philadelphia (1/13/07)	TOTAL NET YARDS	429, at Minnesota (1/6/01)
72, vs. Philadelphia (1/13/07)	Total Offensive Plays	86, vs. Minnesota (1/3/88)
6.0 (2x), last vs. Philadelphia (1/13/07)	Average Gain	7.0, vs. Philadelphia (1/13/07)
208, vs. Philadelphia (1/13/07)	NET RUSHING YARDS	210, vs. Minnesota (1/3/88)
37, vs. Philadelphia (1/13/07)	Attempts	50, vs. Minnesota (1/3/88)
5.6, vs. Philadelphia (1/13/07)	Average Gain	6.2, vs. Philadelphia (1/13/07)
319, vs. Chicago (1/21/07)	NET PASSING YARDS	350, vs. St. Louis (12/30/00)
2 (3x), last (9 yds.) at Minnesota (1/6/01)	Sacked (Yards)	6 (42 yds.), vs. Minnesota (1/3/88)
354, vs. Chicago (1/21/07)	TOTAL PASSING YARDS	365, vs. St. Louis (12/30/00)
49, vs. Chicago (1/21/07)	Attempts	40, vs. St. Louis (12/30/00)
30, at Minnesota (1/6/01)	Completions	24, vs. St. Louis (12/30/00)
4, vs. Minnesota (1/3/88)	Interceptions	3, vs. St. Louis (12/30/00)
8.1, vs. St. Louis (12/30/00)	Average Gain	9.7, at Minnesota (1/6/01)
6 (2x), last vs. St. Louis (12/30/00)	Punts	7, vs. Chicago (1/21/07)
54.0, vs. Atlanta (12/28/91)	Average	51.2, vs. Philadelphia (1/3/93)
101, vs. Minnesota (1/3/88)	TOTAL RETURN YARDAGE	188, vs. Minnesota (1/3/88)
31, vs. Philadelphia (1/3/93)	Punt Returns	143, vs. Minnesota (1/3/88)
139, at Minnesota (1/6/01)	Kickoff Returns	112, vs. Philadelphia (1/13/07)
64, vs. St. Louis (12/30/00)	Interception Returns	36 (2x), last vs. Philadelphia (1/3/93)
7, at Minnesota (1/6/01)	Penalties	9, vs. St. Louis (12/30/00)
49, vs. Atlanta (12/28/91)	Penalty Yards	60 (2x), last at Minnesota (1/6/01)
4, (2x) last vs. Chicago (1/21/07)	Fumbles	4, vs. Minnesota (1/3/88)
3, vs. Chicago (1/21/07)	Fumbles Lost	2 (2x), last vs. St. Louis (12/30/00)
4, vs. St. Louis (12/30/00)	TOUCHDOWNS	5, vs. Minnesota (1/3/88)
2, vs. Philadelphia (1/13/07)	Rushing	4, vs. Chicago (1/21/07)
4, vs. St. Louis (12/30/00)	Passing	3 (4x), last at Minnesota (1/6/01)
0 (5x), last vs. Chicago (1/21/07)	Returns	1 (2x), last vs. Philadelphia (1/3/93)
35:24, vs. Philadelphia (1/13/07)	TIME OF POSSESSION	41:18, vs. Minnesota (1/3/88)

HISTORY



HISTORY

YEARBYYEAR

Regular Season

Year	Overall	Pct.	Division	Coach	Home	Pct.	Road	Pct.		
1967	3-11	.214	4th-Capitol	Tom Fears	2-5	.286	1-6	.167		
1968	4-9-1	.321	3rd-Century	Tom Fears	3-4	.333	1-5-1	.143		
1969	5-9	.357	3rd-Capitol	Tom Fears	3-4	.333	2-5	.286		
1970	2-11-1	.179	4th-NFC West	Tom Fears (1-5-1)* J.D. Roberts (1-6)	2-5	.286	0-6-1	.071		
1971	4-8-2	.357	4th-NFC West	J.D. Roberts	2-4-1	.357	2-4-1	.357		
1972	2-11-1	.179	4th-NFC West	J.D. Roberts	2-5	.286	0-6-1	.071		
1973	5-9	.357	3rd-NFC West	J.D. Roberts	5-2	.714	0-7	.000		
1974	5-9	.357	3rd-NFC West	John North	4-3	.571	1-6	.167		
1975	2-12	.143	4th-NFC West	John North (1-5)# Ernie Hefferle (1-7)	2-5	.286	0-7	.000		
1976	4-10	.286	4th-NFC West	Hank Stram	2-5	.286	2-5	.286		
1977	3-11	.214	4th-NFC West	Hank Stram	2-5	.286	1-6	.167		
1978	7-9	.438	3rd-NFC West	Dick Nolan	3-5	.375	4-4	.500		
1979	8-8	.500	2nd-NFC West	Dick Nolan	3-5	.375	5-3	.625		
1980	1-15	.063	4th-NFC West	Dick Nolan (0-12)+ Dick Stanfel (1-3)	0-8	.000	1-7	.125		
1981	4-12	.250	4th-NFC West	Bum Phillips	2-6	.250	2-6	.250		
1982	4-5	.444	2nd-NFC West **	Bum Phillips	2-3	.400	2-2	.500		
1983	8-8	.500	3rd-NFC West	Bum Phillips	5-3	.625	3-5	.375		
1984	7-9	.438	3rd-NFC West	Bum Phillips	3-5	.375	4-4	.500		
1985	5-11	.313	3rd-NFC West	Bum Phillips (4-8)- Wade Phillips (1-3)	3-5	.375	2-6	.250		
1986	7-9	.438	4th-NFC West	Jim Mora	4-4	.500	3-5	.375		
1987	12-3	.800	2nd-NFC West	Jim Mora	6-1	.857	6-2	.750		
NFC Wild Card Playoffs: vs. Minnesota, L 10-44										
1988	10-6	.625	3rd-NFC West	Jim Mora	5-3	.625	5-3	.625		
1989	9-7	.563	3rd-NFC West	Jim Mora	5-3	.625	4-4	.500		
1990	8-8	.500	2nd-NFC West	Jim Mora	5-3	.625	3-5	.375		
NFC Wild Card Playoffs: at Chicago, L 6-16										
1991	11-5	.688	1st-NFC West	Jim Mora	6-2	.750	5-3	.625		
NFC Wild Card Playoffs: vs. Atlanta, L 20-27										
1992	12-4	.750	2nd-NFC West	Jim Mora	6-2	.750	6-2	.750		
NFC Wild Card Playoffs: vs. Philadelphia, L 20-36										
1993	8-8	.500	2nd-NFC West	Jim Mora	4-4	.500	4-4	.500		
1994	7-9	.438	2nd-NFC West	Jim Mora	3-5	.375	4-4	.500		
1995	7-9	.438	5th-NFC West	Jim Mora	4-4	.500	3-5	.375		
1996	3-13	.188	5th-NFC West	Jim Mora (2-6)† Rick Venturi (1-7)	2-6	.250	1-7	.125		
1997	6-10	.375	4th-NFC West	Mike Ditka	3-5	.375	3-5	.375		
1998	6-10	.375	3rd-NFC West	Mike Ditka	4-4	.500	2-6	.250		
1999	3-13	.188	5th-NFC West	Mike Ditka	3-5	.375	0-8	.000		
2000	10-6	.625	1st-NFC West	Jim Haslett	3-5	.375	7-1	.875		
NFC Wild Card Playoffs: vs. St. Louis, W 31-28; NFC Divisional Playoff: at Minnesota, L 16-34										
2001	7-9	.438	3rd-NFC West	Jim Haslett	3-5	.375	4-4	.500		
2002	9-7	.563	3rd-NFC West	Jim Haslett	4-4	.500	5-3	.625		
2003	8-8	.500	2nd-NFC South	Jim Haslett	5-3	.625	3-5	.375		
2004	8-8	.500	2nd-NFC South	Jim Haslett	3-5	.375	5-3	.625		
2005	3-13	.188	4th-NFC South	Jim Haslett	1-7	.125	2-6	.250		
2006	10-6	.625	1st-NFC South	Sean Payton	4-4	.500	6-2	.750		
NFC Divisional Playoffs: vs. Philadelphia, W 27-24; NFC Championship: at Chicago, L 14-39										
2007	7-9	.438	3rd-NFC South	Sean Payton	3-5	.375	4-4	.500		
2008	8-8	.500	4th-NFC South	Sean Payton	6-2	.750	2-6	.250		
					Overall	Pct.	Home	Pct.	Road	Pct.
Totals Since 1967:					262-375-5	.412	142-178-1	.444	120-197-4	.380
Tulane Stadium (1967-74):							23-32-1	.420		
Louisiana Superdome (1975-present):							117-139	.457		
Giants Stadium (2005):							0-1	.000		
San Antonio Alamodome (2005):							1-2	.333		
Tiger Stadium (2005):							0-4	.000		
Wembley Stadium (2008):							1-0	1.000		

PostSeason

Totals:	Overall	Pct.	Home	Pct.	Road	Pct.
Louisiana Superdome (1975-present):	2-6	.250	2-3	.400	0-3	.000

* - replaced by J.D. Roberts on 11/3/70; # - replaced by Ernie Hefferle on 10/27/75; + - replaced by Dick Stanfel on 11/24/80;
 ~ - replaced by Wade Phillips on 11/25/85; † - replaced by Rick Venturi on 10/21/96;
 ** - division finish unofficial due to strike.

OWNERSHIP

FOOTBALL

ADMINISTRATION

RECORDS

HISTORY

SAINTSTIMELINE

SAINTSTIMELINE

1966

Nov. 1 - National Football League awarded 16th franchise to New Orleans as NFL Commissioner Pete Rozelle made the announcement at New Orleans' Ponchartrain Hotel ... the *New Orleans States-Item* headline that afternoon was "N.O. Goes Pro!"; Dec. 15 - John W. Mecom, Jr. becomes majority stockholder-president of franchise; Dec. 22 - Victor E. Schwenk appointed director of player personnel; Dec. 27 - Tom Fears named franchise's 1st head coach.

1967

Jan. 9 - New Orleans' NFL franchise nicknamed Saints; Jan. 27 - Saints signed 1st player, former Ole Miss & L.A. Rams kicker Paige Cothren; Feb. 9 - Saints select 42 players in expansion draft; March 8 - 1st season-ticket drive launched ... Saints sell 20,000 on 1st day & 33,400 before 1st game; March 14 - Saints make Alabama FB Leslie Kelley top choice in NFL draft; July 1 - Rookies report for 1st training camp at San Diego's Cal Western; July 6 - FB great Jim Taylor signs with Saints; July 10 - Veterans join rookies at training camp; July 16 - DE Doug Atkins joined Saints in trade with the Chicago Bears; July 20 - Bert Rose named general manager; Aug. 2 - Saints lost to Los Angeles Rams, 16-7 in 1st preseason game at Anaheim, Calif.; Aug. 12 - Saints score 1st preseason victory by beating the St. Louis Cardinals, 23-14, at Shreveport, La.; Sept. 9 - Saints record 1st preseason win in New Orleans, downing the Atlanta Falcons, 27-14 ... the victory gave New Orleans a 5-1 preseason record, best ever for a 1st-year expansion team; Sept. 17 - Saints open 1st regular season schedule in style as rookie RB John Gilliam returned the opening kickoff 94 yards for a TD, but lost to the Los Angeles Rams, 27-13 in front of 80,879 at Tulane Stadium; Nov. 5 - Saints record first regular season win, beating the Philadelphia Eagles, 31-24 as Walt Roberts scores 3 TDs; Dec. 17 - Saints defeat the Washington Redskins, 30-14 to end with a 3-11 record, which tied the record for most wins by a 1st-year expansion franchise.

1968

Jan. 30 - Saints select DT Kevin Hardy as 1st choice in NFL draft; March 29 - Victor E. Schwenk named general manager; Sept. 10 - FB Jim Taylor announces retirement.; Dec. 15 - Saints beat the Pittsburgh Steelers, in season's final game to emerge with 4-9-1 record and 3rd place finish in Century Division ... Saints' 2-year record of 7-20-1, was best ever for an expansion club.

1969

Jan. 28 - Saints select G John Shinnors in 1st round of NFL draft; Feb. 9 - NFL 16-year veteran Doug Atkins receives Vince Lombardi Award as NFL's most dedicated player; Aug. 6 - K Tom Dempsey signed by the Saints; Oct. 5 - In Los Angeles vs. the Rams, rookie Tom Dempsey kicks a 55-yard FG, the Saints longest field goal to date ... the kick was the NFL's longest that season and one yard shy of tying the NFL mark; Nov. 2 - Saints snap 6-game losing streak at St. Louis, 51-42 ... the game set NFL record of most total passing TDs in a game as the Saints' Billy Kilmer and the Cardinals' Charlie Johnson connected on 6 each; Nov. 16 - Tom Dempsey sets Saints record with 4 FGs against the N.Y. Giants, hitting his 4th with :11 left in the game to pull out a 25-24 victory; Dec. 21 - Saints close third season at 5-9 ... Danny Abramowicz leads NFL with 73 catches for 1,015 yards and 7 TDs ... DE Doug Atkins retired after 17 NFL seasons.

1970

Jan. 16 - In realignment of NFC, Saints form Western Division with the Los Angeles Rams, San Francisco 49ers & the Atlanta Falcons; Jan. 27 - Saints selected Texas Southern WR Ken Burrough with the club's 1st choice in the NFL draft; Aug. 8 - Saints head coach Tom Fears, a 9-year star WR with the L.A. Rams, inducted into the Pro Football Hall of Fame in Canton, Ohio ... on the same day, the Saints beat the Minnesota Vikings in the Hall of Fame Game, the franchise's 1st appearance in the contest; Nov. 3 - J.D. Roberts replaces Tom Fears to become the 2nd head coach in Saints' history; Nov. 8 - Saints' Tom Dempsey kicked a NFL-record 63-yard field goal on the game's final play to defeat Detroit, 19-17 in Roberts' 1st game as head coach ... the holder was Joe Scarpati & Jackie Burkett was the snapper ... Dempsey, born without toes on his right foot, wore a heavy square-toed kicking shoe. Dec. 21 - Saints finish year with 2-11-1 record.

1971

Jan. 28 - Saints drafted Ole Miss QB Archie Manning with the 2nd overall selection in NFL draft after club traded QB Billy Kilmer to Washington for LB Tom Rousel plus 4th & 8th round picks in 1972 draft; Aug. 11 - Construction began on the Louisiana Superdome; Sept. 19 - Saints upset L.A. Rams in season opener in New Orleans, 24-20 ... rookie QB Archie Manning made 1st regular-season start & ran for 1-yard TD on the final play after he completed 16-of-29 passes for 218

yards & 1 TD; Oct. 17 - Archie Manning rushed for 2 TDs as Saints defeated the eventual Super Bowl champion Dallas Cowboys, 24-20 before 83,088 at Tulane Stadium; Dec. 10 - General manager Victor E. Schwenk relieved of his duties; Dec. 19 - Saints finish with 4-8-2 record.

1972

Jan. 7 - Richard F. Gordon retired from U.S. Navy aerospace program & was appointed executive VP of the Saints; Feb. 1 - Saints selected Georgia G Royce Smith in 1st round of NFL draft; Sept. 25 - Saints made 1st appearance on ABC's Monday Night Football, losing to the Kansas City Chiefs, 20-17; Dec. 17 - Saints finished season 2-11-1.

1973

Jan. 29 - Saints traded 1st round draft choice to the Baltimore Colts for DE Billy Newsome ... Saints selected Oklahoma DE Derland Moore as the club's 1st selection in the 2nd round; Aug. 26 - John North replaced J.D. Roberts & became the 3rd head coach in Saints' history; Sept. 25 - Saints traded WR Danny Abramowicz to the San Francisco 49ers for their 4th & 5th round selections in the 1974 draft; Nov. 4 - Saints scored 1st-ever shutout as they blanked Buffalo, 13-0 in Tulane Stadium ... Saints held Buffalo RB O.J. Simpson to his lowest rushing total of the season - 79 yards on 20 carries - as Simpson finished the year with then-NFL record 2,003 yards. Dec. 16 - Saints finished season with a 5-9 mark, which tied the best record to date for the franchise.

1974

Jan. 29 - Saints picked Ohio State LB Rick Middleton with their 1st selection in the NFL draft; Dec. 8 - Saints shut out the St. Louis Cardinals, 14-0 in the franchise's final game in Tulane Stadium ... Saints ended their 8-season stay in Tulane Stadium with a 23-32-1 home record; Dec. 15 - Saints finished the season with a 5-9 record, which again tied the best mark in club history.

1975

Jan. 28 - Saints selected Purdue WR Larry Burton as the club's 1st pick in the 1st round of the NFL draft ... the Saints then traded DE Billy Newsome to the Jets for their 1st round pick & selected Ohio State T Kurt Schumacher; Aug. 3 - Louisiana Superdome is dedicated; Aug. 9 - The first football game is played in the Louisiana Superdome as the Houston Oilers beat the Saints, 13-7 in a preseason contest before 72,434; Sept. 28 - In the first regular season NFL game in the Superdome, the Saints lost to the Cincinnati Bengals, 21-0, before 52,531 spectators. Oct. 27 - Ernie Hefferle, Saints' director of pro personnel, named as interim head coach after John North was relieved of his duties ... Hefferle became the 4th head coach in Saints history; Dec. 21 - Saints finished season with 2-12 record.

1976

Jan. 20 - Saints hired Hank Stram as the club's fifth head coach; Jan. 26 - New Orleans hosted the NFC-AFC Pro Bowl game; March 30 - Saints lost T Dave Thompson and RB Morris LaGrand to the Tampa Bay Buccaneers & DE Joe Owens to the Seattle Seahawks in the NFL expansion draft; April 8 - Saints selected California RB Chuck Muncie in the first round of the NFL draft; July 24 - Former FB Jim Taylor, who played the final season of his career with the Saints in 1967, was inducted into the Pro Football Hall of Fame; Sept. 26 - Head coach Hank Stram gained his first victory with the Saints, 27-17 on the road over his old team, the Kansas City Chiefs; Nov. 21 - Saints beat Seattle Seahawks on the road, 51-27 to tie the club record for most points scored in a game; Dec. 12 - Saints end season with 4-10 overall record.

1977

May 3 - Saints selected Maryland DE Joe Campbell as the club's first selection in the NFL draft; Dec. 18 - Saints ended season with 5-11 record...RB Chuck Muncie set club single-season rushing mark with 811 yards and TE Henry Childs set the Saints single-season TD record with nine.

1978

Jan. 28 - Hank Stram is relieved of his duties as Saints head coach; Feb. 6 - Dick Nolan is hired as the Saints' sixth head coach; May 2 - Florida WR Wes Chandler was the Saints' first selection in the NFL draft; June 11 - QB Archie Manning won the NFL's Byron (Whizzer) White Award for his contributions to team, community & country; Aug. 5 - Saints beat the Philadelphia Eagles, 14-7 in an exhibition game in Mexico City, the first NFL game played south of the U.S. border; Dec. 17 - Saints ended season with a club-record 7-9 record. QB Archie Manning named NFC MVP by both *The Sporting News* & UPI & was selected to the Pro Bowl.

1979

May 3 - Saints selected Texas K Russell Erxleben with their first pick in the NFL draft; June 5 - Saints moved administrative offices from Lee Circle to Louisiana Superdome; Oct. 14 - Saints set club record for points in one half with 42 in the second half (on 6 straight possessions) in 42-14 win at Tampa Bay; Dec. 3 - RB Chuck Muncie rushed for 128 yards vs. Oakland in a Monday Night Football matchup at the Superdome to become first Saint to surpass 1,000 yards on the way to a 1,198-yard season...Saints saw 35-14 lead disappear in 42-35 loss to the Raiders; Dec. 16 - Saints ended the season with an 8-8 record after beating eventual NFC champion Rams, 29-14; Dec. 20 - Steve Rosenbloom was selected as executive VP & general manager of the Saints.

1980

Jan. 27 - RB Chuck Muncie is selected as Pro Bowl MVP as NFC won, 37-27 ... Saints had a club-record five Pro Bowl players as QB Archie Manning, S Tommy Myers, WR Wes Chandler and TE Henry Childs joined Muncie in Hawaii; April 29 - Saints selected Colorado T Stan Brock with their first selection in the NFL draft; Oct. 7 - Saints traded RB Chuck Muncie to the San Diego Chargers for the Chargers' sixth-round selection in 1981 which the Saints later used to select Pittsburgh LB Rickey Jackson; Nov. 24 - After 27-7 loss to the Los Angeles Rams in a Monday Night Football game at the Superdome, head coach Dick Nolan was relieved of his duties; Nov. 25 - Dick Stanfel replaced Dick Nolan and became the Saints' seventh head coach; Dec. 21 - Saints ended the season 1-15.

1981

Jan. 20 - General manager Steve Rosenbloom & VP of player personnel Dick Steinberg resigned; Jan. 22 - O.A. (Bum) Phillips is announced as the Saints' eighth head coach; April 28 - Saints select South Carolina RB and 1980 Heisman Trophy winner George Rogers with the first overall choice in NFL draft; Nov. 8 - Saints defeated NFC West rival Los Angeles Rams 21-13 at Anaheim Stadium to complete series sweep for first time in Saints history; Dec. 20 - RB George Rogers gained 107 yards in 21-17 loss to San Francisco and became the NFL's rushing champion (and all-time rookie rusher) with 1,674 yards...Saints finished with a 4-12 mark.

1982

Jan. 31 - RB George Rogers played for the NFC in the Pro Bowl in Honolulu; Feb. 17 - Head Coach O.A. (Bum) Phillips is named general manager in addition to his coaching title; April 27 - Saints took Georgia WR Lindsay Scott with their first selection in the NFL draft; Aug. 7 - Former DE Doug Atkins, who played the final three seasons of his career with the Saints from 1967-69, was inducted into the Pro Football Hall of Fame in Canton, Ohio; Aug. 25 - Veteran QB Ken Stabler signed with Saints as a free agent; Sept. 17 - QB Archie Manning was traded to the Houston Oilers for T Leon Gray; Sept. 20 - NFL players went on strike...seven games were cancelled due to the strike; Nov. 21 - NFL games resumed as the Saints defeated Kansas City 27-17 at the Superdome; Dec. 19 - RB George Rogers ran for 166 yards on the road at the Dallas Cowboys, which set the Saints single-game rushing record.

1983

Jan. 2 - Saints defeat Atlanta, 35-6 in the Superdome in a rescheduled game that concluded the nine-game season with a 4-5 record...Saints narrowly missed the playoffs in a complicated labyrinth of tie-breakers; Sept. 4 - RB George Rogers set team single-game rushing record with 206 yards on 24 carries in 38-17 opening day win over the St. Louis Cardinals at the Superdome; Sept. 18 - Saints defeated the Chicago Bears, 34-31 at the Superdome in overtime for the first sudden death victory in franchise history; Dec. 18 - Saints narrowly miss the NFC playoffs when the Rams' Mike Lansford kicked a 42-yard FG with :06 left for a 26-24 Los Angeles victory at the Superdome...the Saints finished the season 8-8 (tied franchise record) with the NFC's top-ranked overall defense and the NFL's top defense against the pass, both franchise firsts.

1984

Feb. 18 - Saints acquired veteran QB Richard Todd from the New York Jets in exchange for the Saints top choice in the 1984 NFL draft; Oct. 9 - Saints acquired RB Earl Campbell from Houston for Saints first-round draft choice in 1985; Oct. 22 - QB Ken Stabler announced his retirement; Nov. 19 - Saints record first-ever win on prime time with a 27-24 Monday Night Football victory over the Pittsburgh Steelers in the Superdome; Nov. 26 - Saints owner John W. Mecom Jr. announced that the Saints were for sale for the non-negotiable price of \$75 million; Dec. 15 - Saints finished the season 7-9.

1985

Jan. 27 - LB Rickey Jackson, DE Bruce Clark and P Brian Hansen represent the Saints at the Pro Bowl; Feb. 14 - Negotiations for the sale of the Saints between John Mecom, Jr. and Chicago's A.N. Pritzker broke off, suddenly thrusting Tom Benson, negotiating in a secondary position for several weeks, to the forefront; March 12 - New Orleansian Tom Benson reached agreement with John Mecom, Jr. for the sale of the Saints; April 26 - Saints traded RB George Rogers and their 5th, 10th, and 11th round selections in the 1985 draft to the Washington Redskins for their top draft pick; May 31 - Ownership was transferred from John W. Mecom, Jr. to Tom Benson for the sale price of \$70.204 million. Benson becomes managing general partner of the Saints, opening the most successful era in club history; Nov. 25 - Saints head coach O.A. (Bum) Phillips resigned as his son, defensive coordinator Wade Phillips, was named interim head coach.

1986

Jan. 14 - With Benson now able to insert his management team, Jim Finks is named president/general manager of the Saints and joined in franchise ownership; Jan. 22 - Interim head coach Wade Phillips and assistant coaches were released from their duties; Jan 28 - Jim Mora named the Saints' 10th head coach; April 29 - Saints selected Virginia T Jim Dombrowski with their first pick in the NFL draft; July 19 - RB Earl Campbell announced his retirement; Sept. 21 - Mel Gray broke team record with 101-yard kickoff return for a TD at San Francisco...the return was the Saints' first for a score since 1977; Nov. 9 - Saints record fifth shutout in team history in a 6-0 win over the Los Angeles Rams...the victory evened the Saints' mark at 5-5 after a 1-4 start; Dec. 7 - RB Rueben Mayes broke the team's single-game record with 207 yards vs. the Miami Dolphins, but his final gain was called back along with the winning TD...the Saints lost 31-27 thriller as Mayes finished with 203 rushing yards. Dec. 21 - Saints finished season at 7-9...RB Rueben Mayes finished with 1,353 yards rushing and is named consensus Rookie of the Year...He was named to the Pro Bowl along with LB Rickey Jackson and K Morten Andersen.

1987

April 28 - Saints selected Brigham Young DE Shawn Knight as their first pick in the NFL draft; Aug. 17 - FB Hokie Gajan, who attempted to come back from a 1985 knee injury, retired following an injury to his other knee; Sept. 21 - NFL Players Association announced that players would be on strike following the weekend's games; Oct. 4 - Saints defeated the Los Angeles Rams 37-10 in Superdome before 29,745 fans in club's first replacement game...QB John Fourcade, a New Orleans native, led Saints to the win with two TD passes; Oct 15 - NFL Players Association announced that the strike is over, but not in time to play the coming weekend's games; Oct. 18 - Saints beat Chicago, 19-17 on four Florian Kempf FGs in the final replacement game played by the Saints...The replacements posted a 2-1 record; Oct. 25 - Saints fall to San Francisco, 24-22 in a Superdome thriller...following the game, head coach Jim Mora made his highly-publicized "coulda, woulda, shoulda" proclamation to the media; Nov. 1 - On the franchise's 22nd birthday, Saints posted the largest margin of victory in team history, shutting out Atlanta 38-0...the win was the first in team-record nine consecutive victories to close out the season; Nov. 29 - Saints held on with two goal-line stands in the final quarter to defeat the Pittsburgh Steelers, 20-16...the victory ensured Saints' first winning record ever; Dec. 6 - Saints beat the Tampa Bay Buccaneers, 44-34 to lock up team's first playoff appearance; Dec. 13 - Saints won seventh straight, 24-10, over the Houston Oilers which gave the Saints home field in the NFC Wild Card game; Dec. 20 - Down 24-3 in the second quarter, the Saints rallied behind backup QB Dave Wilson for a 31-24 win at Cincinnati, the biggest come-from-behind effort at the time in Saints' history; Dec. 27 - Saints beat Green Bay, 33-24 to close with 12-3 record...later that night, the San Francisco 49ers won their final game which kept the Saints from winning their first division title and gaining home-field advantage in the NFC playoffs...the Saints were set to host the Minnesota Vikings in the NFC Wild Card game.

1988

Jan. 3 - Saints jump out to a 7-0 lead, but the Minnesota Vikings took a 31-10 halftime advantage on the way to a 44-10 win over New Orleans in the NFC Wild Card game at the Superdome ... RB Rueben Mayes sustained torn ligaments in his knee, requiring surgery; Feb. 7 - A club-record six Saints - K Morten Andersen, TE Hoby Brenner, G Brad Edelman, RB Rueben Mayes, LB Sam Mills, CB Dave Waymer - were tabbed for the Pro Bowl in Honolulu ... President/General Manager Jim Finks was honored as the NFL Executive of the Year and Coach Jim Mora was named NFL Coach of the Year; April 24 - The Saints took FB Craig Heyward with their first selection in the NFL draft; Nov. 20 - Saints score biggest win in team history in 42-0 romp over

SAINTSTIMELINE

the Denver Broncos ...The win clinched the Saints' second consecutive winning season; Dec. 18 - Saints finish the season with a 10-6 record.

1989

April 23 - The Saints selected Arkansas DE Wayne Martin with their 1st selection in the NFL draft; July 6 - NFL owners meet in Chicago for a first vote for a successor to retiring commissioner Pete Rozelle...Saints President/General Manager Jim Finks, the only candidate, falls just short of the votes needed for election; Sept. 10 - Saints score only opening-day shutout in team history with 28-0 win over Dallas in the Superdome; Oct. 26 - Meeting in Cleveland, NFL owners select Paul Tagliabue to succeed Pete Rozelle as league commissioner; Nov. 20 - Commissioner Paul Tagliabue appoints Saints President/General Manager Jim Finks as chairman of the NFL Competition Committee; Dec. 24 - A 41-6 win over Indianapolis gave the Saints a 9-7 record, the Saints' third consecutive winning season...RB Dalton Hilliard, along with LBs Vaughan Johnson and Pat Swilling were selected to represent the Saints in the Pro Bowl.

1990

Feb. 23 - Saints announce preseason schedule, which includes participation in American Bowl 1990 with the Oakland Raiders, played in Wembley Stadium in London, England; April 22 - Saints selected DE Renaldo Turnbull with their first pick in the NFL draft; Aug. 5 - Saints beat the Oakland Raiders, 17-10 in American Bowl in London's Wembley Stadium; Dec. 31 - On New Year's Eve, a national TV audience saw the Saints' Morten Andersen kick a 24-yard FG with :02 left to beat the Los Angeles Rams 20-17 which evened the Saints' final record at 8-8 and gave the club a berth in the NFC playoffs.

1991

Jan. 6 - The Chicago Bears defeat the Saints, 16-6, in the NFC Wild Card game in Chicago's Soldier Field; Feb. 3 - LBs Vaughan Johnson and Pat Swilling represented the Saints in the Pro Bowl, along with K Morten Andersen; July 27 - Former RB Earl Campbell, who played the final two seasons of his career with the Saints from 1984-85, was inducted into the Pro Football Hall of Fame in Canton, Ohio; Sept. 8 - The Saints defeated the Kansas City Chiefs, 17-0 for the first 2-0 start in team history...The Saints win seven straight games to open the season; Dec. 16 - A 27-0 win over the Los Angeles Raiders broke a four-game losing streak, clinched a playoff spot and kept the Saints in the hunt for the NFC West title; Dec. 22 - In Phoenix, the Saints beat the Cardinals 27-3 and won their first NFC West title with an 11-5 record...the Saints defense allowed the fewest points in the league and were second in yards allowed; Dec. 29 - The Falcons defeated New Orleans 27-20 at the Superdome in an NFC Wild Card playoff game.

1992

Feb. 2 - A total of four Saints were chosen for the NFC squad in the Pro Bowl...LBs Vaughan Johnson, Sam Mills and Pat Swilling were named starters for the NFC, the most linebackers from a team in league history...Special teams player Bennie Thompson also made the trip to Honolulu; Dec. 3 - A close, 22-14 win over the Atlanta Falcons finished a three-game, 11-day stretch which put the Saints in the playoffs for the third consecutive year; Dec. 26 - The Saints clinched the home-field advantage in the NFC Wild Card game with a 20-0 win over the New York Jets on the road.. the Saints finished with a team-best 12-4 mark and led the NFL in least points allowed with a club-record 202...New Orleans also led the NFL in most sacks (57) and least sacks allowed (15), the first time since 1977 that a club led the league in both categories.

1993

Jan. 3 - With the Saints holding a 20-7 lead in the third quarter, the Philadelphia Eagles roared back with 26 fourth-quarter points to win the NFC Wild Card game, 36-20 over the Saints at the Superdome; Feb. 7 - A club-record tying six Saints - LBs Rickey Jackson, Vaughan Johnson, Sam Mills and Pat Swilling, K Morten Andersen and C Joel Hilgenberg - participated in the Pro Bowl; April 25 - LB Pat Swilling was traded by the Saints to the Detroit Lions for their first- and fourth-round picks in the 1993 draft...The Saints picked T William Roaf with the eighth overall selection; April 29 - At a press conference, Owner Tom Benson announces that President/General Manager Jim Finks has been diagnosed with cancer. Finks entered the hospital on April 26, after the NFL draft...Benson takes over temporarily in Finks' position during his absence; May 19 - A sports bill calling in part for renovations to the Louisiana Superdome and a new practice facility for the Saints passes state lawmakers in a vote in Baton Rouge; July 14 - President/General Manager Jim Finks resigned; July 31 - The Saints beat the Philadelphia Eagles, 28-16 in Tokyo, Japan in the third international exhibition game the Saints have played; Sept. 12 - Saints establish

SAINTSTIMELINE

a club record with 557 yards of total offense in a 34-31 road victory over the Atlanta Falcons; Dec. 28 - LBs Renaldo Turnbull and Rickey Jackson and PR/KR Tyrone Hughes were voted to the Pro Bowl...Hughes was the fourth rookie in club history to receive the honor.

1994

Jan. 2 - The Saints close out the 1993 season with a 20-13 victory over the Cincinnati Bengals for an 8-8 record; April 24 - The Saints chose Louisville DE Joe Johnson with their first pick in the NFL draft; May 8 - After battling lung cancer for more than a year, former Saints President/General Manager Jim Finks passed away at his Metairie home at the age of 66; Oct. 23 - The Saints beat the Los Angeles Rams 37-34 at the Superdome as Tyrone Hughes returned two kickoffs for TDs. Dec. 24 - The Saints finish the season with a 7-9 record.

1995

Jan. 26 - An early-morning fire caused severe damage at the club's Saints Drive practice facility ... The two-alarm fire forced the team to move its operation out of the main building that was constructed in 1967; Feb. 5 - DE Wayne Martin and T William Roaf participated in Pro Bowl; March 13 - The Superdome Commission approves the sale of \$14.5 million in bonds that will go toward the construction of a new practice facility for the Saints in Metairie; April 22 - The Saints selected Washington State LB Mark Fields with their first pick in the NFL draft; June 8 - Groundbreaking ceremonies are held for the Saints' new practice facility on Airline Drive in Metairie; July 29 - The late Jim Finks, who served as the Saints' President/General Manager from 1986-93, was inducted into the Pro Football Hall of Fame in Canton, Ohio; Dec. 24 - The Saints close the season with a 7-9 mark for the second straight season.

1996

Jan. 12 - Bill Kuharich, VP of Football Operations was promoted to VP/General Manager; Feb. 4 - T William Roaf and CB Eric Allen participated in the Pro Bowl; April 15 - For the first time in club history, the entire Saints organization is housed under one roof with the move to the club's new facility at 5800 Airline Drive in Metairie; July 26 - Saints played in Hall of Fame Game for third time in franchise history as the Indianapolis Colts won, 10-3 at Canton, Ohio; Oct. 21 - After a 19-7 defeat to the Carolina Panthers a day earlier, Saints head coach Jim Mora, the longest-tenured coach in all of professional sports at the time, resigned after 10 1/2 years with the club ... Mora, who led the Saints to their first winning seasons and first playoff appearances, ended his stay with a short statement thanking owner Tom Benson and the Saints fans for their support; Oct. 23 - Rick Venturi, the Saints' linebackers coach, was named interim head coach, the 11th head coach in team history; Dec. 12 - T William Roaf was selected as a starter for the NFC in the Pro Bowl. Dec. 21 - The Saints finished the season with a 3-13 record.

1997

Jan. 28 - Bill Kuharich was promoted to President/General Manager/Chief Operating Officer of the Saints ... Mike Ditka, who won Super Bowl XX as a head coach, SB XIII as an assistant coach and SB VI as a player, was named the 12th head coach in club history; April 19 - The Saints selected Colorado G Chris Naeole with their first pick in the NFL draft; Oct. 19 - The Saints were shut out by the Carolina Panthers, 13-0, which snapped the club's 216-game scoring streak, the fifth-longest in NFL history and the second-longest active streak; Dec. 21 - The Saints finished the season with a 6-10 mark.

1998

April 18 - The Saints selected San Diego State T Kyle Turley as their 1st pick in the NFL draft; Dec. 27 - The Saints finish the season with a 6-10 record.

1999

Jan. 21 - Dick Stanfel, who served as offensive line coach for the Saints from 1997-98 and 1976-80 and was head coach for the final four games of 1980, announced his retirement; April 17 - The Saints acquired the fifth overall selection from the Washington Redskins in exchange for the Saints' first- and third- through seventh-round draft choices in 1999 and New Orleans' first- and third-round picks in 2000 ... With the fifth overall pick, the Saints selected Texas RB Ricky Williams, the 1998 Heisman Trophy winner ... It marks the first time in NFL history that a single player represented a team's entire draft class; Dec. 7 - Owner Tom Benson released a statement that said, "I will take whatever steps necessary at the end of the regular season to make the New Orleans Saints a winning franchise."

2000

Jan. 2 - The Saints finish the 1999 season with a 3-13 overall record; Jan. 5 - Owner Tom Benson fired 22 employees, including President/General Manager Bill Kuharich and Coach Mike Ditka; Jan. 27 - Following through on his promise to "take whatever steps are necessary ...", Owner Tom Benson hired Randy Mueller as General Manager of Football Operations and Arnold D. Fielkow as Director of Administration; Feb. 3 - Former Saints assistant coach and defensive coordinator Jim Haslett was named as the 13th head coach in club history; March 9 - Saints named Nicholls State University in Thibodaux, La., as their new summer training camp home; Oct. 8 - After a 1-3 start, the Saints reeled off a six-game winning streak, starting with a 31-10 win at the Chicago Bears. It was the fourth-longest win streak in club history; Nov. 26 - Saints defeat the defending Super Bowl Champion St. Louis Rams on the road, 31-24, for franchise's 200th all-time victory; Dec. 10 - Saints set club record for road victories with a 7-1 mark after a 31-27 comeback win at the San Francisco 49ers ... Saints also set NFL record for best road record turnaround after an 0-8 record in 1999; Dec. 18 - Saints clinched second NFC West title after St. Louis lost, 38-35 at Tampa Bay ... the Saints were the seventh team since 1990 to go from last place to a division title the next season; Dec. 24 - Saints wrapped up the regular season with a 10-6 mark after they overcame injuries to eight starters ... Coach Jim Haslett was selected Coach of the Year by several organizations ... The Saints defense set a club mark with 66 sacks, tied for the sixth-most in NFL history ... DT La'Roi Glover captured the NFL sack title with a club record-tying 17 while DE Darren Howard had a club rookie record 11 sacks ... WR Joe Horn set club marks for receptions (94) and reception yards (1,340); Dec. 28 - DE Joe Johnson selected as the NFL Comeback Player of the Year by the Associated Press after he missed 1999 with a ruptured patellar tendon in his right knee suffered during training camp; Dec. 30 - Saints won in postseason for first time, a 31-28 victory over St. Louis Rams in an NFC Wild Card Playoff game at the Superdome ... The win was clinched after the Saints' Brian Milne recovered a fumbled fair catch by the Rams' Az-Zahir Hakim with 1:51 remaining.

2001

Jan. 6 - Saints lost in the NFC Divisional Playoff at the Minnesota Vikings, 34-16 to end 2000 season; Coach Jim Haslett was selected as the NFL Coach of the Year by the Associated Press; Feb. 4 - A club record-tying six Saints participated in the Pro Bowl in Honolulu: DT La'Roi Glover, DE Joe Johnson and T William Roaf started while WR Joe Horn, LB Mark Fields and LB Keith Mitchell were selected as reserves; April 21 - Saints picked Ole Miss RB Deuce McAllister with their first selection in the NFL draft; May 7 - Saints and Nicholls State University reached a four-year deal to keep training camp at the Thibodaux, La. school; Sept. 30 - Saints played the first NFL game in New York after the attacks of Sept. 11 in a 21-13 loss at the N.Y. Giants.

2002

Jan. 6 - Saints concluded 2001 season with 7-9 mark; Feb. 9 - S Sammy Knight and DT La'Roi Glover started in the Pro Bowl; March 7 - Owner Tom Benson announced that he will start an Arena Football League team, the New Orleans Voodoo; March 8 - Saints traded RB Ricky Williams to the Miami Dolphins for a first-round selection in the 2002 draft and a conditional third-round selection in 2003 (upgraded to a first-round pick in 2003 based on Williams' performance); March 26 - Saints traded T William Roaf to the Kansas City Chiefs for a conditional fourth-round pick in the 2003 draft (upgraded to a third-round pick in 2003 with Roaf's playing time); May 9 - Saints released General Manager of Football Operations Randy Mueller from his contract; May 13 - Saints promoted Mickey Loomis to General Manager of Football Operations from Director of Football Administration; Aug. 7 - Signed Coach Jim Haslett to a multi-year contract extension; Sept. 29 - WR Donté Stallworth became the first rookie in 20 years to catch a touchdown in his first four NFL games; Oct. 13 - At Washington, WR Michael Lewis became the seventh player in NFL history – and the first in team record books – to return a punt and a kickoff for a touchdown in the same game. His 286 return yards vs. the Redskins ranked as the second-highest in Saints history. Lewis was named NFC Special Teams Player of the Week for his efforts in the 43-27 victory; Dec. 29 - RB Deuce McAllister rushed for 117 yards on 28 carries in finale vs. Carolina, his eighth 100-yard performance of the season (second-most in club history to the nine RB George Rogers posted in 1981) ... WR Michael Lewis finished the season with an NFL-record 2,432 yards of combined kickoff and punt return yardage. Lewis posted 1,807 yards in kickoff returns and 625 yards in punt returns – both team records ... K John Carney finished the year with a team-record 130 points. He also tied a team mark with 31 field goals, pulling even with K Morten Andersen's total in 1985 ... Saints conclude 2002 season at 9-7.

2003

Feb. 2 - Saints represented in Pro Bowl by WR Joe Horn, RB Deuce McAllister, KR/PR Michael Lewis and special teams ace RB Fred McAfee; April 15 - Club announces 2003 training camp will be held at the team's practice facility in Metairie, La.; May 13 - Owner Tom Benson announces he will bring an Arena Football expansion franchise to the city, the New Orleans VooDoo; Sept. 28 - RB Deuce McAllister rushes for 101 yards on 17 carries vs. the Indianapolis Colts, beginning a franchise-record streak of nine straight 100-yard performances; Oct. 19 - Saints post the third-highest scoring total in franchise history with a 45-17 romp over Atlanta at the Georgia Dome; Nov. 2 - Saints win third straight over defending Super Bowl Champion Buccaneers at Tampa Bay, 17-14. In the game, McAllister sets a team record with his sixth straight 100-yard game, and DE Willie Whitehead wins NFC Player of the Week honors with three sacks. Nov. 16 - A 23-20 overtime win over the Atlanta Falcons gives the Saints their 100th victory in the Louisiana Superdome. McAllister sets a team record with 237 yards from scrimmage, including 173 rushing; Nov. 30 - McAllister rushes for 165 yards on 31 carries in a 24-20 victory at Washington, his ninth straight 100-yard game. The streak tied former Chicago RB Walter Payton and Jacksonville RB Fred Taylor for the third-longest in NFL history. He would be held below the milestone the following week vs. Tampa Bay; Dec. 14 - QB Aaron Brooks tossed a career-high five TDs, including a club-record four caught by WR Joe Horn, in a 45-7 victory over the New York Giants. It marked the first time since 1989 that New Orleans posted over 40 points twice in the same season; Dec. 21 - In one of the most memorable final plays from scrimmage in NFL history, the Saints pulled off a 75-yard, three-lateral touchdown as time expired to cut Jacksonville's lead to one point. WR Jerome Pathon capped the play with a leap into the end zone, but the PAT attempt by K John Carney sailed wide right, giving the Jaguars a 20-19 victory. Dec. 28 - McAllister has 49 yards in the season-ending victory over Dallas, becoming only the second player in club history to go over 1,600 rushing yards in a season.

2004

Feb. 8 - Saints represented in the Pro Bowl by RB Deuce McAllister; April 24 - Saints select Ohio State DE Will Smith 18th overall in the NFL Draft; Sept. 12 - WR Joe Horn had six receptions for 110 yards in opener vs. Seattle, becoming the first Saints wideout to have over 100 yards in 20 games; Sept. 19 - QB Aaron Brooks completes 25 of 34 for 279 yards and three TDs in victory over San Francisco at the Superdome. His passer rating of 127.0 was the highest of the season. K John Carney added three field goals and a trio of PATs, giving him 1,446 career points to move into 10th on the NFL's all-time scoring list; Nov. 14 - RB Deuce McAllister rushes for 127 yards in 27-20 victory vs. Kansas City. His second-quarter touchdown was his fourth-straight game with a TD, the longest streak of his career. Dec. 8 - In vote by teammates, DE Willie Whitehead named Saints' Ed Block Courage Award winner; Dec. 26 - Horn and Berger voted to the Pro Bowl; Dec. 26 - WR Michael Lewis returned a kickoff 96 yards for a touchdown vs. Atlanta, giving the Saints a comfortable lead in the 26-13 victory. For his efforts, Lewis is named NFC Special Teams Player of the Week.

2005

Jan. 2 - Saints close 2004 season as one of the NFL's hottest teams, notching their fourth straight victory with a 21-18 win at Carolina. WR Joe Horn hauled in a 44-yard touchdown, giving him a team-record 11 receiving TDs on the season. A potential game-tying field goal was blocked by DE Tony Bryant with four seconds remaining. Bryant became the fifth Saints' player to win the NFC Special Teams Player of the Week award on the season, and the fourth straight. The streak tied the NFL record for most consecutive winners of the award. Also, RB Deuce McAllister rushes for 140 yards, giving him 1,074 on the season. He becomes the first running back in club history to reach the milestone in three straight years; April 23 - The Saints select Oklahoma T Jammal Brown 13th overall in the NFL Draft. May 6 - Re-signed WR Joe Horn to six-year contract extension; July 28 - RB Deuce McAllister re-signed to a six-year contract extension; August 28 - In anticipation of Hurricane Katrina making landfall on the Gulf Coast, the team and operations staff flew to San Jose, Calif. early for the final preseason game at Oakland. Sept. 1. The team set up operations in a hotel and practiced at San Jose State in preparation for the preseason finale; Sept. 1 - Following a 13-6 loss to the Raiders, players, coaches and football operations staff flew to San Antonio, Texas, where the club would conduct their day-to-day business for the 2005 season. The team is soon joined by the club's entire staff; Sept 8 - Tom Benson and his family announce the start of the New Orleans Saints Hurricane Katrina Relief Fund to provide aid and assistance to the people of the entire Gulf South region. The fund raised over \$1 million

to benefit local causes; Sept. 11 - A 47-yard FG by K John Carney with three seconds remaining lifted the Saints to a 23-20 victory at Carolina. After the game, the Saints organization gave game balls to the City of New Orleans and to the Gulf Coast. The following week QB Aaron Brooks and Carney were featured on the cover of *Sports Illustrated*. Carney, who successfully connected on all three of his field goal attempts, was named NFC Special Teams Player of the Week. This marked the fifth consecutive week a Saints player received the honor dating to the last four games of 2005, an NFL record. DE Will Smith also became the first Saints player to force a fumble in five straight games; Sept. 19 - New Orleans falls to the New York Giants, 27-10, in a scheduled home game that was moved to Giants Stadium. This would be the first of three stadiums where the Saints would play a home game in 2005. RB Deuce McAllister became the club's all-time rushing leader in the contest. Sept. 25 - The Saints defeat Buffalo, 19-7, before 58,688 fans at the Alamodome in San Antonio, Texas, the team's first home game of the regular season in the location where they practiced; Oct. 30 - The Saints fall to Miami, 21-6 before 61,643 fans at Tiger Stadium in Baton Rouge, a game which marked the team's return to Louisiana. It was the first regular-season NFL contest played at LSU; Dec. 7 - The athletic training staff honored the efforts of the coaches, players and staff in the wake of Hurricane Katrina by selecting the entire organization as the recipient of the 2005 Ed Block Courage Award; Dec. 30 - Owner Tom Benson announces team will return to their Metairie facility in mid-January.

2006

Jan. 1 - The Saints lose at Tampa Bay and finish season 3-13; Jan. 2 - Head coach Jim Haslett relieved of his duties. The team immediately begins a coaching search; Jan. 10 - Club announces new business management team with the promotions of Rita Benson LeBlanc to Owner/Executive Vice President, Dennis Lauscha to Senior Vice President/Chief Financial Officer, Ben Hales to Vice President of Marketing and Business Development, Vicky Neumeayer to Vice President/General Counsel, and Mike Stanfield to Vice President of Ticket and Suite Sales; Jan. 17 - The Saints reopened their offices in Metairie; Jan. 18 - Sean Payton named as the 14th head coach in club history; Feb. 5 - The NFL announces Saints will return to the Louisiana Superdome for their first regular-season home game at the stadium since 2004. It is later announced that they would be hosting the Atlanta Falcons Sept. 25; March 14 - The Saints agreed to terms with former San Diego QB Drew Brees to a five-year contract, perhaps the most notable free-agent acquisition in team history; April 29 - Saints pick Heisman Trophy-winner RB Reggie Bush second overall in the NFL Draft July 27 - Saints open training camp at Millsaps College in Jackson, Miss. Sept. 10 - Saints kick off their 40th regular season and first under Sean Payton at Cleveland with a 19-14 victory; Sept. 25 - In the first contest at the stadium since it was used as a shelter of last resort during Hurricane Katrina, the Saints christened the refurbished Superdome with a 23-3 victory on Monday Night Football. U2 and Green Day performed before the game. Nov. 19 - QB Drew Brees threw for a club-record 510 yards in a 31-16 loss to Cincinnati at the Superdome. The yardage total is the sixth-highest in NFL history. Dec. 3 - RB Reggie Bush tied a team record with four touchdowns (three rushing and one receiving) in a 34-10 win over San Francisco. It was the 250th regular-season win in club history. Dec. 19 - QB Drew Brees, T Jammal Brown and DE Will Smith are voted to the Pro Bowl as starters. The Saints' coaches would join the threesome as the staff for the NFC squad following the season.

2007

Jan. 13 - The Saints defeated Philadelphia, 27-24 in the NFC Divisional Playoffs at the Superdome. RB Deuce McAllister rushed for 143 yards and a TD and added a touchdown reception in the second postseason win in club history. Jan. 21 - In the team's first appearance in the NFC Championship Game, the Saints were defeated at Chicago, 39-14. The Saints sliced the Bears' lead to 16-14 in the second half and trailed by four early in the fourth quarter, but a handful of turnovers and miscues proved to be too much to overcome. Feb. 2 - After the most memorable year in club history, QB Drew Brees is voted co-recipient of the NFL Walter Payton Man of the Year Award. It is one of a slew of awards won by Saints personnel following the 2006 season, including Sean Payton as a unanimous choice as NFL Coach of the Year and Executive Vice President/General Manager Mickey Loomis as NFL Executive of the Year by *The Sporting News* and *Pro Football Weekly/PFWA*. Brees and T Jammal Brown would also be selected to the Associated Press All-Pro team. Nov. 4 - QB Drew Brees set a team record with 346 passing yards in the first half of a 41-24 win over Jacksonville and his 445-yard total for the game was the second-most by a Saints passer. Dec. 23 - QB Drew Brees broke a 28-year-old franchise record when he completed his 17th consecutive pass, carrying his streak over from the prior week's game. The previous mark of 15 was held by Archie Manning and was set in 1979. Dec.

30 - Rookie RB Pierre Thomas became the first player in Saints history and just the second rookie in NFL history to pick up 100 yards rushing and receiving in the same game, carrying the ball 20 times for 105 yards and catching 12 passes for 121 yards and a touchdown in his first career start at Chicago; QB Drew Brees set an NFL record when he closed the season with 440 pass completions. Brees also broke a number of single-season franchise records, including passing yards, attempts, completions, completion percentage and touchdown passes.

2008

Feb. 1 - NFL announced that the Saints have been selected to participate in the NFL International Series, scheduling New Orleans to play a home game Oct. 26 against the San Diego Chargers at Wembley Stadium in London, England. Feb. 29 - Saints acquired LB Jonathan Vilma from the New York Jets for a fourth-round draft choice in the 2008 draft. April 8 - Owner Tom Benson donated \$15 million to The Oblate School of Theology in San Antonio. April 26 - Saints traded first-round (10th overall) and third-round (78th) picks to New England for the 7th overall pick in the NFL Draft and then selected DT Sedrick Ellis with the pick. May 5 - Owner Tom Benson announced plans to purchase WVUE-TV FOX 8 and created Louisiana Media Company. Aug. 31 - With Hurricane Gustav bearing down on New Orleans, the Saints evacuated their football operation to Indianapolis, where they would practice for the full week leading up to the season opener. Sept. 7 - The Saints return to New Orleans and opened the season with a 24-20 victory over the Tampa Bay Buccaneers. Oct. 2 - QB Drew Brees named NFC Offensive Player of the Month for September after throwing for 1,343 yards and eight TDs in the team's first four games. Oct. 6 - RB Reggie Bush tied an NFL record by returning two punts for touchdowns - one for 64 and another for 71 yards - on Monday Night Football in a 30-27 loss to the Minnesota Vikings. He earned NFC Special Teams Player of the Week honors for the effort. Oct. 26 - Playing in their first regular-season game outside the United States, the Saints defeated the San Diego Chargers 37-32 at London's Wembley Stadium. QB Drew Brees was named NFC Offensive Player of the Week after throwing for 339 yards and three touchdowns. Nov. 24 - In a 51-29 win over Green Bay, the Saints tied a franchise-record for points scored in a single game. RB Deuce McAllister broke the record for the most touchdowns scored in team history with his 54th on a three-yard run. Dec. 16 - QB Drew Brees was named to the NFC squad for the Pro Bowl. He would later be joined by T Jammal Brown. Dec. 21 - RB Pierre Thomas tied a team-record by scoring a TD in his sixth consecutive game. Dec. 28 - QB Drew Brees finished the season with 5,069 passing yards, the second-most yards in a season in NFL history, trailing only Dan Marino's 5,084 in 1984. He also set new team records with 34 TDs, 10 games with 300 or more yards passing and matched his own record with a rating of 96.2.

2009

Jan. 6 - QB Drew Brees named Associated Press Offensive Player of the Year. Jan. 7 - Defensive coordinator Gary Gibbs relieved of his duties after three seasons. Jan. 12 - Pete Carmichael promoted to offensive coordinator. The club also promoted Aaron Kromer to offensive line coach/running game coordinator and Joe Lombardi to quarterbacks coach and hired Bret Ingalls as running backs coach. Jan. 15 - Saints hired Gregg Williams as the team's defensive coordinator. Feb. 17 - Saints released all-time leading rusher and touchdown scorer RB Deuce McAllister after eight seasons. March 27 - LB Jonathan Vilma re-signed with the team, inking a five-year contract to keep him in New Orleans. T Jon Stinchcomb re-signed with the club, also signing a five-year contract. March 5 - Saints signed unrestricted free agent CB Jabari Greer. March 12 - FB Heath Evans signed with the Saints as a free agent. March 24 - Saints signed free agent S Darren Sharper. March 30 - Saints announced the team's training camp would be held at their home practice facility in Metairie, La. April 25 - Saints use the 14th overall pick in the NFL draft to select Ohio State CB Malcolm Jenkins. April 30 - Owner Tom Benson and Louisiana Gov. Bobby Jindal announced a lease extension that will keep the Saints in New Orleans through 2025 and provide \$85 million to upgrade the Louisiana Superdome. Benson also announced that he will purchase the Dominion Tower and develop a festival plaza outside the stadium. May 19 - The NFL announced that New Orleans has been named as the host for Super Bowl XLVII following the 2012 season. June 19 - Dennis Lauscha promoted to Executive Vice President/Chief Financial Officer.

SAINTS UNIFORM HISTORY

1967: *Helmets* - Gold helmet, black Fleur-de-Lis emblem with white outline on both sides with black/white/black center stripes and gray facemasks. *Jerseys* - Black, gold numerals (white trim) with white and gold sleeve stripes and TV numerals on shoulder; White, gold numerals (black trim) with black and gold sleeve stripes and TV numerals on shoulder. *Pants* - Gold with black/white/black stripes. *Socks* - White with black and gold stripes.

1968: *Helmets* - Gold helmet, black Fleur-de-Lis emblem with white outline on both sides with black/white/black center stripes (first 2 games) and gray facemasks. Center stripes were changed to white/black/white for the final 12 games.

1969: *Helmets (Preseason only)* - Black helmet, gold Fleur-de-Lis emblem with white outline on both sides with white/gold/white center stripes and gray facemasks. Saints' helmets have been exclusively gold in color since with black/white/black center stripes. *Jerseys* - Black, solid white numerals with white and gold sleeve stripes and TV numerals on shoulder; White, solid black numerals with black and gold sleeve stripes and TV numerals on shoulder; Both black and white jerseys were changed to 1967-68 style for the final nine games. NFL 50th Anniversary patch worn on right sleeve.

1970: *Jerseys* - Black, solid white numerals with white and gold sleeve stripes and TV numerals on shoulder; White, solid black numerals with white and gold sleeve stripes and TV numerals on shoulder.

1975: *Jerseys* - TV numerals moved to sleeves. *Pants* - White with black/gold/black stripes.

1976: *Helmets* - Facemask color changed to black. *Pants* - Black with gold/white/gold stripes worn with white jerseys only.

1983: *Jerseys* - Numerals changed to "San Diego" screen-on style (Thin border around the numeral with no contact between the numeral & border). *Socks* - White with solid black.

1986: *Jerseys* - Sleeve stripes eliminated & TV numerals moved to shoulder; Fleur-de-Lis and Louisiana emblem on both sleeves. *Pants* - Gold with wide solid black stripe, Fleur-de-Lis and Louisiana emblem inside the stripe at the hip worn with both jerseys. *Socks* - White with wide gold stripe on black background.

1991: *Jerseys* - Saints' 25th anniversary

patch worn on right front shoulder.

1994: *Jerseys* - As part of the NFL's 75th Anniversary celebration, team wore 1967-style "throwback" uniforms for the 3rd through 5th games of the season; NFL 75th anniversary patch worn on right front shoulder.

1996: *Jerseys* - White, gold numerals with black trim, Fleur-de-Lis emblem on sleeve and TV numerals on shoulder; Black, gold numerals with white trim, Fleur-de-Lis emblem on sleeve and TV numerals on shoulder; Saints' 30th anniversary patch worn on right front shoulder. *Pants* - Gold with wide solid black stripe and gold Fleur-de-Lis emblem inside stripe at the hip. *Socks* - White with solid black.

1999: *Jerseys* - White, black numerals with gold trim; no changes to black jerseys. *Pants* - Black with wide solid gold stripe and black Fleur-de-Lis emblem inside stripe at the hip worn with white jersey only.

2000: *Helmets* - Fleur-de-Lis emblem updated with white/gold/black outline. *Jerseys* - Only change was updated Fleur-de-Lis emblem on sleeve. Team wore white jersey in NFC Wild Card game vs. St. Louis Rams, instead of usual home black. *Pants* - Gold with wide solid black stripe and gold Fleur-de-Lis emblem inside stripe at the hip worn with both jerseys.

2001: *Jerseys* - Wore white as primary jersey for all games except road games when opponent wore white (black jerseys worn). *Pants* - Solid black with gold Fleur-de-Lis emblem at the hip with both jerseys. Saints wore all-black combination for first time at Carolina (Oct. 14) and for the final two games of the season.

2002: *Jerseys* - Returned to wearing black as primary home jersey. As part of NFL's Thanksgiving Classics celebration, team wore 1967-style "throwback" uniform with black jersey, gold pants and original helmet logo with grey facemask vs. Tampa Bay (Dec. 1). Gold alternate jersey with black numerals and white trim worn vs. Minnesota (Dec. 15). *Pants* - Gold with wide solid black stripe and gold Fleur-de-Lis emblem inside stripe at the hip with black jerseys and white jersey at Cincinnati (Dec. 22). Solid black with gold Fleur-de-Lis emblem at the hip worn with white and gold jerseys.

2006: *Jerseys* - Gold Louisiana emblem patch with Fleur-de-Lis on left shoulder.

2007: *Jerseys* - Gold Louisiana emblem removed from left shoulder.

SEASON RESULTS (1967-70)

HOME GAMES IN BOLD CAPS - All attendance figures from 1990 - present are based on tickets distributed
MN - Monday Night; SN - Sunday Night; TN - Thursday Night; FR - Friday; SAT - Saturday

1967: 3-11 (4th-Capitol)

Date	Opponent	Location	Result	Attendance
9/17	LOS ANGELES RAMS	TULANE STADIUM	L	13-27
9/24	WASHINGTON REDSKINS	TULANE STADIUM	L	10-30
10/1	CLEVELAND BROWNS	TULANE STADIUM	L	7-42
10/8	at N.Y. Giants	Yankee Stadium	L	21-27
10/15	at Dallas Cowboys	Cotton Bowl	L	10-14
10/22	at San Francisco 49ers	Kezar Stadium	L	13-27
10/29	PITTSBURGH STEELERS	TULANE STADIUM	L	10-14
11/5	PHILADELPHIA EAGLES	TULANE STADIUM	W	31-24
11/12	DALLAS COWBOYS	TULANE STADIUM	L	10-27
11/19	at Philadelphia Eagles	Franklin Field	L	21-48
11/26	ATLANTA FALCONS	TULANE STADIUM	W	27-24
12/3	at St. Louis Cardinals	Busch Stadium	L	20-31
12/10	at Baltimore Colts	Memorial Stadium	L	10-30
12/17	at Washington Redskins	D.C. Stadium	W	30-14
				233-379
				901,971

1968: 4-9-1 (3rd-Century)

Date	Opponent	Location	Result	Attendance
9/15	CLEVELAND BROWNS	TULANE STADIUM	L	10-24
9/22	WASHINGTON REDSKINS	TULANE STADIUM	W	31-17
9/29	ST. LOUIS CARDINALS	TULANE STADIUM	L	20-21
10/6	at New York Giants	Yankee Stadium	L	21-38
10/13	MINNESOTA VIKINGS	TULANE STADIUM	W	20-17
10/20	at Pittsburgh Steelers	Pitt Stadium	W	16-12
10/27	at St. Louis Cardinals	Busch Stadium	L	17-31
11/3	DALLAS COWBOYS	TULANE STADIUM	L	3-17
11/10	at Cleveland Browns	Municipal Stadium	L	17-35
11/17	at Green Bay Packers (Milw.)	Milwaukee County Stadium	L	7-29
11/24	at Detroit Lions	Tiger Stadium	T	20-20
12/1	CHICAGO BEARS	TULANE STADIUM	L	17-23
12/8	at Philadelphia Eagles	Franklin Field	L	17-29
12/15	PITTSBURGH STEELERS	TULANE STADIUM	W	24-14
				246-327
				882,121

1969: 5-9 (3rd-Capitol)

Date	Opponent	Location	Result	Attendance
9/21	WASHINGTON REDSKINS	TULANE STADIUM	L	20-26
9/28	DALLAS COWBOYS	TULANE STADIUM	L	17-21
10/5	at Los Angeles Rams	L.A. Memorial Coliseum	L	17-36
10/12	CLEVELAND BROWNS	TULANE STADIUM	L	17-27
10/19	BALTIMORE COLTS	TULANE STADIUM	L	10-30
10/26	at Philadelphia Eagles	Franklin Field	L	10-13
11/2	at St. Louis Cardinals	Busch Stadium	W	51-42
11/9	at Dallas Cowboys	Cotton Bowl	L	17-33
11/16	at New York Giants	Yankee Stadium	W	25-24
11/23	SAN FRANCISCO 49ERS	TULANE STADIUM	W	43-38
11/30	PHILADELPHIA EAGLES	TULANE STADIUM	W	26-17
12/7	at Atlanta Falcons	Atlanta-Fulton County Stadium	L	17-45
12/14	at Washington Redskins	R.F.K. Stadium	L	14-17
12/21	PITTSBURGH STEELERS	TULANE STADIUM	W	27-24
				311-393
				921,972

1970: 2-11-1 (4th-NFC West)

Date	Opponent	Location	Result	Attendance
Head Coaches: Tom Fears (7 games, 1-5-1) & J.D. Roberts (7 games, 1-6)				
9/20	ATLANTA FALCONS	TULANE STADIUM	L	3-14
9/27	at Minnesota Vikings	Metropolitan Stadium	L	0-26
10/4	NEW YORK GIANTS	TULANE STADIUM	W	14-10
10/11	at St. Louis Cardinals	Busch Stadium	L	45-294
10/18	at San Francisco 49ers	Kezar Stadium	T	20-20
10/25	at Atlanta Falcons	Atlanta-Fulton County Stadium	L	14-32
11/1	L.A. RAMS	TULANE STADIUM	L	17-30
11/8	DETROIT LIONS	TULANE STADIUM	W	19-17
11/15	at Miami Dolphins	Orange Bowl	L	10-21
11/22	DENVER BRONCOS	TULANE STADIUM	L	6-31
11/29	at Cincinnati Bengals	Riverfront Stadium	L	6-26
12/6	at Los Angeles Rams	L.A. Memorial Coliseum	L	16-34
12/13	SAN FRANCISCO 49ERS	TULANE STADIUM	L	27-38
12/20	CHICAGO BEARS	TULANE STADIUM	L	3-24
				172-347
				843,342

SEASONRESULTS (1971-74)

SEASONRESULTS (1975-78)

1971: 4-8-2 (4th-NFC West)

		Head Coach: J.D. Roberts		
9/19	LOS ANGELES RAMS	TULANE STADIUM	W	24-20 70,915
9/26	SAN FRANCISCO 49ERS	TULANE STADIUM	L	20-38 81,595
10/3	at Houston Oilers	Astrodome	T	13-13 47,966
10/10	at Chicago Bears	Soldier Field	L	14-35 55,049
10/17	DALLAS COWBOYS	TULANE STADIUM	W	24-14 83,088
10/24	at Atlanta Falcons	Atlanta-Fulton County Stadium	L	6-28 58,850
10/31	at Washington Redskins	R.F.K. Stadium	L	14-24 53,041
11/7	OAKLAND RAIDERS	TULANE STADIUM	T	21-21 83,102
11/14	at San Francisco 49ers	Candlestick Park	W	26-20 45,138
11/21	MINNESOTA VIKINGS	TULANE STADIUM	L	10-23 83,130
11/28	at Green Bay Packers (Milw.)	Milwaukee County Stadium	W	29-21 48,035
12/5	at Los Angeles Rams	L.A. Memorial Coliseum	L	28-45 73,610
12/12	CLEVELAND BROWNS	TULANE STADIUM	L	17-21 72,794
12/19	ATLANTA FALCONS	TULANE STADIUM	L	20-24 75,954
				266-347 932,267

1972: 2-11-1 (4th-NFC West)

		Head Coach: J.D. Roberts		
9/17	at Los Angeles Rams	L.A. Memorial Coliseum	L	14-34 66,303
9/25	KANSAS CITY CHIEFS - MN	TULANE STADIUM	L	17-20 70,793
10/1	SAN FRANCISCO 49ERS	TULANE STADIUM	L	2-37 69,840
10/8	at New York Giants	Yankee Stadium	L	21-45 62,507
10/15	ATLANTA FALCONS	TULANE STADIUM	L	14-21 66,294
10/22	at San Francisco 49ers	Candlestick Park	T	20-20 59,167
10/29	PHILADELPHIA EAGLES	TULANE STADIUM	W	21-3 65,664
11/5	at Minnesota Vikings	Metropolitan Stadium	L	6-37 49,784
11/12	at Atlanta Falcons	Atlanta-Fulton County Stadium	L	20-36 58,850
11/19	at Detroit Lions	Tiger Stadium	L	14-27 53,752
11/26	LOS ANGELES RAMS	TULANE STADIUM	W	19-16 64,325
12/3	at New York Jets	Shea Stadium	L	10-18 62,496
12/10	NEW ENGLAND PATRIOTS	TULANE STADIUM	L	17-17 64,889
12/17	GREEN BAY PACKERS	TULANE STADIUM	L	20-30 65,881
				215-361 880,545

1973: 5-9 (3rd-NFC West)

		Head Coach: John North		
9/16	ATLANTA FALCONS	TULANE STADIUM	L	7-62 66,428
9/24	at Dallas Cowboys - MN	Texas Stadium	L	3-40 52,715
9/30	at Baltimore Colts	Memorial Stadium	L	10-14 52,293
10/7	CHICAGO BEARS	TULANE STADIUM	W	21-16 56,561
10/14	DETROIT LIONS	TULANE STADIUM	W	20-13 57,810
10/21	at San Francisco 49ers	Candlestick Park	L	0-40 52,881
10/28	WASHINGTON REDSKINS	TULANE STADIUM	W	19-3 66,315
11/4	BUFFALO BILLS	TULANE STADIUM	W	13-0 74,770
11/11	at Los Angeles Rams	L.A. Memorial Coliseum	L	7-29 70,358
11/18	at San Diego Chargers	San Diego Stadium	L	14-17 38,848
11/25	LOS ANGELES RAMS	TULANE STADIUM	L	13-24 67,192
12/2	at Green Bay Packers (Milw.)	Milwaukee County Stadium	L	10-30 46,092
12/9	SAN FRANCISCO 49ERS	TULANE STADIUM	W	16-10 62,490
12/16	at Atlanta Falcons	Atlanta-Fulton County Stadium	L	10-14 34,147
				163-312 794,900

1974: 5-9 (3rd-NFC West)

		Head Coach: John North		
9/15	SAN FRANCISCO 49ERS	TULANE STADIUM	L	13-17 65,071
9/22	at Los Angeles Rams	L.A. Memorial Coliseum	L	0-24 64,178
9/29	ATLANTA FALCONS	TULANE STADIUM	W	14-13 62,273
10/6	at Chicago Bears	Soldier Field	L	10-24 45,818
10/13	at Denver Broncos	Mile High Stadium	L	17-33 51,881
10/20	at Atlanta Falcons	Atlanta-Fulton County Stadium	W	13-3 47,217
10/27	PHILADELPHIA EAGLES	TULANE STADIUM	W	14-10 64,257
11/3	at Detroit Lions	Tiger Stadium	W	14-19 43,256
11/10	MIAMI DOLPHINS	TULANE STADIUM	L	0-21 74,289
11/17	LOS ANGELES RAMS	TULANE STADIUM	W	20-7 57,287
11/25	PITTSBURGH STEELERS - MN	TULANE STADIUM	L	7-28 71,907
12/1	at Minnesota Vikings	Metropolitan Stadium	L	9-29 44,202
12/8	ST. LOUIS CARDINALS	TULANE STADIUM	W	14-0 57,152
12/15	at San Francisco 49ers	Candlestick Park	L	21-35 40,418
				166-263 789,156

1975: 2-12 (4th-NFC West)

		Head Coaches: John North (6 games, 1-5) & Ernie Hefferle (8 games, 1-7)		
9/21	at Washington Redskins	R.F.K. Stadium	L	3-41 54,414
9/28	CINCINNATI BENGALS	LOUISIANA SUPERDOME	L	0-21 52,531
10/5	at Atlanta Falcons	Atlanta-Fulton County Stadium	L	7-14 29,444
10/12	GREEN BAY PACKERS	LOUISIANA SUPERDOME	W	20-19 51,371
10/19	at San Francisco 49ers	Candlestick Park	L	21-35 39,990
10/26	at Los Angeles Rams	L.A. Memorial Coliseum	L	14-38 54,723
11/2	ATLANTA FALCONS	LOUISIANA SUPERDOME	W	23-7 49,342
11/9	at Oakland Raiders	Oakland Coliseum	L	10-48 51,267
11/16	MINNESOTA VIKINGS	LOUISIANA SUPERDOME	L	7-20 52,765
11/23	SAN FRANCISCO 49ERS	LOUISIANA SUPERDOME	L	6-16 40,328
11/30	at Cleveland Browns	Municipal Stadium	L	16-17 44,753
12/7	LOS ANGELES RAMS	LOUISIANA SUPERDOME	L	7-14 39,358
12/14	at New York Giants	Shea Stadium	L	14-28 40,150
12/21	CHICAGO BEARS	LOUISIANA SUPERDOME	L	17-42 33,371
				165-360 633,807

1976: 4-10 (3rd-NFC West)

		HEAD COACH: HANK STRAM		
9/12	MINNESOTA VIKINGS	LOUISIANA SUPERDOME	L	9-40 58,156
9/19	DALLAS COWBOYS	LOUISIANA SUPERDOME	L	6-24 61,413
9/26	at Kansas City Chiefs	Arrowhead Stadium	W	27-17 53,918
10/3	HOUSTON OILERS	LOUISIANA SUPERDOME	L	26-31 51,973
10/10	ATLANTA FALCONS	LOUISIANA SUPERDOME	W	30-0 51,521
10/17	at San Francisco 49ers	Candlestick Park	L	3-33 43,160
10/24	LOS ANGELES RAMS	LOUISIANA SUPERDOME	L	10-16 51,984
10/31	at Atlanta Falcons	Atlanta-Fulton County Stadium	L	20-23 34,127
11/7	at Green Bay Packers (Milw.)	Milwaukee County Stadium	L	27-32 52,936
11/14	DETROIT LIONS	LOUISIANA SUPERDOME	W	17-16 42,048
11/21	at Seattle Seahawks	Kingdome	W	51-27 61,865
11/28	at Los Angeles Rams	L.A. Memorial Coliseum	L	14-33 54,906
12/5	at New England Patriots	Schaefer Stadium	L	6-27 53,592
12/12	SAN FRANCISCO 49ERS	LOUISIANA SUPERDOME	L	7-27 42,536
				253-346 714,135

1977: 3-11 (4th-NFC West)

		Head Coach: Hank Stram		
9/18	GREEN BAY PACKERS	LOUISIANA SUPERDOME	L	20-24 56,250
9/25	at Detroit Lions	Silverdome	L	19-23 51,548
10/2	at Chicago Bears	Soldier Field	W	42-24 51,488
10/9	SAN DIEGO CHARGERS	LOUISIANA SUPERDOME	L	0-14 53,942
10/16	at Los Angeles Rams	L.A. Memorial Coliseum	L	7-14 46,045
10/23	at St. Louis Cardinals	Busch Stadium	L	31-49 48,417
10/30	LOS ANGELES RAMS	LOUISIANA SUPERDOME	W	27-26 59,023
11/6	at Philadelphia Eagles	Veterans Stadium	L	7-28 53,482
11/13	SAN FRANCISCO 49ERS	LOUISIANA SUPERDOME	L	7-10 OT 41,564
11/20	ATLANTA FALCONS	LOUISIANA SUPERDOME	W	21-20 43,135
11/27	at San Francisco 49ers	Candlestick Park	L	17-20 33,702
12/4	NEW YORK JETS	LOUISIANA SUPERDOME	L	13-16 40,464
12/11	TAMPA BAY BUCCANEERS	LOUISIANA SUPERDOME	L	14-33 40,124
12/18	at Atlanta Falcons	Atlanta-Fulton County Stadium	L	7-35 36,895
				232-336 656,079

1978: 7-9 (3rd-NFC West)

		Head Coach: Dick Nolan		
9/3	MINNESOTA VIKINGS	LOUISIANA SUPERDOME	W	31-24 54,187
9/10	at Green Bay Packers (Milw.)	Milwaukee County Stadium	L	17-28 54,336
9/17	PHILADELPHIA EAGLES	LOUISIANA SUPERDOME	L	17-24 49,242
9/24	at Cincinnati Bengals	Riverfront Stadium	W	20-18 40,455
10/1	LOS ANGELES RAMS	LOUISIANA SUPERDOME	L	20-26 61,659
10/8	CLEVELAND BROWNS	LOUISIANA SUPERDOME	L	16-24 50,158
10/15	at San Francisco 49ers	Candlestick Park	W	14-7 37,671
10/22	at Los Angeles Rams	L.A. Memorial Coliseum	W	10-3 47,574
10/29	NEW YORK GIANTS	LOUISIANA SUPERDOME	W	28-17 58,807
11/5	at Pittsburgh Steelers	Three Rivers Stadium	L	14-20 48,526
11/12	ATLANTA FALCONS	LOUISIANA SUPERDOME	L	17-20 70,323
11/19	at Dallas Cowboys	Texas Stadium	L	7-27 57,920
11/26	at Atlanta Falcons	Atlanta-Fulton County Stadium	L	17-20 55,521
12/3	SAN FRANCISCO 49ERS	LOUISIANA SUPERDOME	W	24-13 50,068
12/10	HOUSTON OILERS	LOUISIANA SUPERDOME	L	12-17 63,169
12/17	at Tampa Bay Buccaneers	Tampa Stadium	W	17-10 51,207
				281-298 850,823

SEASONRESULTS (1979-82)

1979: 8-8 (2nd-NFC West)

9/2	ATLANTA FALCONS	Head Coach: Dick Nolan	L	34-40	OT	70,940
9/9	at Green Bay Packers (Milw.)	LOUISIANA SUPERDOME	L	19-28		53,184
9/16	PHILADELPHIA EAGLES	Milwaukee County Stadium	L	14-26		54,212
9/23	at San Francisco 49ers	LOUISIANA SUPERDOME	W	30-21		39,727
9/30	NEW YORK GIANTS	Candlestick Park	W	24-14		51,543
10/7	LOS ANGELES RAMS	LOUISIANA SUPERDOME	L	17-35		68,986
10/14	at Tampa Bay Buccaneers	LOUISIANA SUPERDOME	W	42-14		67,640
10/21	DETROIT LIONS	Tampa Stadium	W	17-7		57,428
10/28	at Washington Redskins	LOUISIANA SUPERDOME	W	14-10		52,133
11/4	at Denver Broncos	R.F.K. Stadium	L	3-10		74,482
11/11	SAN FRANCISCO 49ERS	LOUISIANA SUPERDOME	L	31-20		65,551
11/18	at Seattle Seahawks	Kingdome	L	24-38		60,055
11/25	at Atlanta Falcons	Atlanta-Fulton County Stadium	W	37-6		42,815
12/3	OAKLAND RAIDERS - MN	LOUISIANA SUPERDOME	L	35-42		65,541
12/9	SAN DIEGO CHARGERS	LOUISIANA SUPERDOME	L	0-35		61,059
12/16	at Los Angeles Rams	L.A. Memorial Coliseum	W	29-14		53,879
				370-360		939,175

1980: 1-15 (4th-NFC West)

9/7	SAN FRANCISCO 49ERS	Head Coaches: Dick Nolan (12 games, 0-12) & Dick Stanfel (4 games, 1-3)	L	23-26		58,621
9/14	at Chicago Bears	LOUISIANA SUPERDOME	L	3-22		62,523
9/21	BUFFALO BILLS	Soldier Field	L	26-35		51,154
9/28	at Miami Dolphins	LOUISIANA SUPERDOME	L	16-21		40,946
10/5	ST. LOUIS CARDINALS	Orange Bowl	L	7-40		45,388
10/12	at Detroit Lions	LOUISIANA SUPERDOME	L	13-24		78,147
10/19	ATLANTA FALCONS	Silverdome	L	14-41		62,651
10/26	at Washington Redskins	LOUISIANA SUPERDOME	L	14-22		51,375
11/2	at Los Angeles Rams	R.F.K. Stadium	L	31-45		59,909
11/9	PHILADELPHIA EAGLES	Anaheim Stadium	L	21-34		44,340
11/16	at Atlanta Falcons	LOUISIANA SUPERDOME	L	13-31		53,871
11/24	LOS ANGELES RAMS - MN	Atlanta-Fulton County Stadium	L	7-27		53,488
11/30	MINNESOTA VIKINGS	LOUISIANA SUPERDOME	L	20-23		30,936
12/7	at San Francisco 49ers	LOUISIANA SUPERDOME	L	35-38	OT	37,949
12/14	at New York Jets	Candlestick Park	W	21-20		38,077
12/21	NEW ENGLAND PATRIOTS	Shea Stadium	L	27-38		38,277
				291-487		807,652

1981: 4-12 (4th-NFC West)

9/6	at Atlanta Falcons	Head Coach: Bum Phillips	L	0-27		57,406
9/13	LOS ANGELES RAMS	Atlanta-Fulton County Stadium	L	23-17		62,063
9/20	at New York Giants	LOUISIANA SUPERDOME	W	7-20		69,814
9/27	at San Francisco 49ers	Giants Stadium	L	7-20		62,063
10/4	PITTSBURGH STEELERS	Candlestick Park	L	14-21		44,433
10/11	PHILADELPHIA EAGLES	LOUISIANA SUPERDOME	L	6-20		64,578
10/18	at Cleveland Browns	LOUISIANA SUPERDOME	L	14-31		52,728
10/25	CINCINNATI BENGALS	Municipal Stadium	L	17-20		76,059
11/1	ATLANTA FALCONS	LOUISIANA SUPERDOME	W	17-7		46,336
11/8	at Los Angeles Rams	LOUISIANA SUPERDOME	L	10-41		63,637
11/15	at Minnesota Vikings	Anaheim Stadium	W	21-13		61,068
11/22	at Houston Oilers	Metropolitan Stadium	L	10-20		45,215
11/29	TAMPA BAY BUCCANEERS	Astrodome	W	27-24		49,581
12/6	at St. Louis Cardinals	LOUISIANA SUPERDOME	L	14-31		62,209
12/13	GREEN BAY PACKERS	Busch Stadium	L	3-30		46,923
12/20	SAN FRANCISCO 49ERS	LOUISIANA SUPERDOME	L	7-35		45,518
				17-21		43,639
				207-378		891,207

1982: 4-5 (2nd-NFC West: unofficial due to strike)

9/12	ST. LOUIS CARDINALS	Head Coach: Bum Phillips	L	7-21		58,673
9/19	at Chicago Bears	LOUISIANA SUPERDOME	W	10-0		56,600
11/21	KANSAS CITY CHIEFS	Soldier Field	W	27-17		39,341
11/28	at San Francisco 49ers	LOUISIANA SUPERDOME	W	23-20		51,611
12/5	TAMPA BAY BUCCANEERS	Candlestick Park	L	10-13		61,709
12/12	at Atlanta Falcons	LOUISIANA SUPERDOME	L	0-35		39,535
12/19	at Dallas Cowboys	Atlanta-Fulton County Stadium	L	7-21		64,506
12/26	WASHINGTON REDSKINS	Texas Stadium	L	10-27		48,667
1/2	ATLANTA FALCONS	LOUISIANA SUPERDOME	W	35-6		47,336
				129-160		467,978

SEASONRESULTS (1983-86)

1983: 8-8 (3rd-NFC West)

9/4	ST. LOUIS CARDINALS	Head Coach: Bum Phillips	W	28-17		60,430
9/11	at Los Angeles Rams	LOUISIANA SUPERDOME	L	27-30		45,572
9/18	CHICAGO BEARS	Anaheim Stadium	L	34-31	OT	64,692
9/25	at Dallas Cowboys	LOUISIANA SUPERDOME	W	20-21		62,136
10/2	MIAMI DOLPHINS	Texas Stadium	L	17-21		66,489
10/9	at Atlanta Falcons	LOUISIANA SUPERDOME	W	19-17		51,654
10/16	SAN FRANCISCO 49ERS	Atlanta-Fulton County Stadium	W	13-32		68,154
10/23	at Tampa Bay Buccaneers	LOUISIANA SUPERDOME	L	24-21		48,242
10/30	at Buffalo Bills	Tampa Stadium	W	21-20		49,413
11/6	ATLANTA FALCONS	Rich Stadium	L	27-10		67,062
11/13	at San Francisco 49ers	LOUISIANA SUPERDOME	W	27-10		67,062
11/21	NEW YORK JETS - MN	Candlestick Park	L	0-27		40,022
11/27	MINNESOTA VIKINGS	LOUISIANA SUPERDOME	L	28-31		68,606
12/4	at New England Patriots	LOUISIANA SUPERDOME	W	17-16		59,502
12/11	at Philadelphia Eagles	Sullivan Stadium	L	0-7		24,579
12/18	LOS ANGELES RAMS	Veterans Stadium	W	20-17	OT	45,182
				24-26		70,148
				319-337		891,883

1984: 7-9 (3rd-NFC West)

9/2	ATLANTA FALCONS	Head Coach: Bum Phillips	L	28-36		66,652
9/9	TAMPA BAY BUCCANEERS	LOUISIANA SUPERDOME	L	17-13		54,686
9/16	at San Francisco 49ers	LOUISIANA SUPERDOME	W	20-30		57,611
9/23	ST. LOUIS CARDINALS	Candlestick Park	L	34-24		58,723
9/30	at Houston Oilers	LOUISIANA SUPERDOME	W	27-10		43,108
10/7	at Chicago Bears	Astrodome	L	7-20		43,108
10/14	LOS ANGELES RAMS	Soldier Field	L	10-28		53,752
10/21	at Dallas Cowboys - SN	LOUISIANA SUPERDOME	L	27-30	OT	50,966
10/28	at Cleveland Browns	Texas Stadium	W	16-14		52,849
11/4	GREEN BAY PACKERS	Municipal Stadium	L	16-14		52,849
11/11	at Atlanta Falcons	LOUISIANA SUPERDOME	L	13-23		57,426
11/19	PITTSBURGH STEELERS - MN	Atlanta-Fulton County Stadium	W	17-13		40,590
11/25	SAN FRANCISCO 49ERS	LOUISIANA SUPERDOME	W	27-24		66,005
12/2	at Los Angeles Rams	LOUISIANA SUPERDOME	L	3-35		65,117
12/9	CINCINNATI BENGALS	Anaheim Stadium	L	21-34		49,348
12/15	at New York Giants	LOUISIANA SUPERDOME	L	21-24		40,855
				10-3		63,739
				298-361		884,588

1985: 5-11 (3rd-NFC West)

9/8	KANSAS CITY CHIEFS	Head Coaches: Bum Phillips (12 games, 4-8) & Wade Phillips (4 games, 1-3)	L	27-47		57,760
9/15	at Denver Broncos	LOUISIANA SUPERDOME	L	23-34		74,488
9/22	TAMPA BAY BUCCANEERS	Mile High Stadium	W	20-13		45,320
9/29	at San Francisco 49ers	LOUISIANA SUPERDOME	W	20-17		58,053
10/6	PHILADELPHIA EAGLES	Candlestick Park	W	20-17		58,053
10/13	at Los Angeles Raiders	LOUISIANA SUPERDOME	W	23-21		56,364
10/20	at Atlanta Falcons	L.A. Memorial Coliseum	L	13-23		48,152
10/27	NEW YORK GIANTS	Atlanta-Fulton County Stadium	L	24-31		44,784
11/3	at Los Angeles Rams	LOUISIANA SUPERDOME	L	13-21		54,082
11/10	SEATTLE SEAHAWKS	LOUISIANA SUPERDOME	L	10-28		49,030
11/17	at Green Bay Packers (Milw.)	Anaheim Stadium	L	3-27		47,365
11/24	at Minnesota Vikings	LOUISIANA SUPERDOME	L	14-38		52,104
12/1	LOS ANGELES RAMS	Metrodome	W	30-23		52,117
12/8	at St. Louis Cardinals	LOUISIANA SUPERDOME	W	29-3		44,122
12/15	SAN FRANCISCO 49ERS	Busch Stadium	L	16-28		29,527
12/22	ATLANTA FALCONS	LOUISIANA SUPERDOME	L	19-31		46,065
				10-16		37,717
				294-401		799,410

1986: 7-9 (4th-NFC West)

9/7	ATLANTA FALCONS	Head Coach: Jim Mora	L	10-31		67,950
9/14	GREEN BAY PACKERS	LOUISIANA SUPERDOME	W	24-10		46,383
9/21	at San Francisco 49ers	LOUISIANA SUPERDOME	L	17-26		58,297
9/28	at New York Giants	Candlestick Park	L	17-20		72,769
10/5	WASHINGTON REDSKINS	Giants Stadium	L	6-14		57,378
10/12	at Indianapolis Colts	LOUISIANA SUPERDOME	W	17-14		53,512
10/19	TAMPA BAY BUCCANEERS	Hoosier Dome	W	38-7		43,355
10/26	at New York Jets	LOUISIANA SUPERDOME	W	23-28		44,246
11/2	SAN FRANCISCO 49ERS	Giants Stadium	W	23-10		53,234
11/9	LOS ANGELES RAMS	LOUISIANA SUPERDOME	W	6-0		62,352
11/16	at St. Louis Cardinals	Busch Stadium	W	16-7		32,069
11/23	at Los Angeles Rams	Anaheim Stadium	W	13-26		58,600
11/30	NEW ENGLAND PATRIOTS	LOUISIANA SUPERDOME	L	20-21		58,259
12/7	MIAMI DOLPHINS	LOUISIANA SUPERDOME	L	27-31		64,761
12/14	at Atlanta Falcons	Atlanta-Fulton County Stadium	W	14-9		39,994
12/21	at Minnesota Vikings	Metrodome	L	17-33		51,209
				288-287		864,368

SEASONRESULTS (1987-90)

1987: 12-3 (2nd-NFC West)

		Head Coach: Jim Mora			
9/13	CLEVELAND BROWNS	LOUISIANA SUPERDOME	W	28-21	59,900
9/20	at Philadelphia Eagles	Veterans Stadium	L	17-27	57,485
10/4	LOS ANGELES RAMS	LOUISIANA SUPERDOME	W	37-10	29,745
10/11	at St. Louis Cardinals	Busch Stadium	L	19-24	11,795
10/18	at Chicago Bears	Soldier Field	W	19-17	46,817
10/25	SAN FRANCISCO 49ERS	LOUISIANA SUPERDOME	L	22-24	60,497
11/1	at Atlanta Falcons	Atlanta-Fulton County Stadium	W	38-0	43,196
11/8	at Los Angeles Rams	Anaheim Stadium	W	31-14	43,379
11/15	at San Francisco 49ers	Candlestick Park	W	26-24	60,436
11/22	NEW YORK GIANTS	LOUISIANA SUPERDOME	W	23-14	67,639
11/29	at Pittsburgh Steelers	Three Rivers Stadium	W	20-16	47,896
12/6	TAMPA BAY BUCCANEERS	LOUISIANA SUPERDOME	W	44-34	66,471
12/13	HOUSTON OILERS	LOUISIANA SUPERDOME	W	24-10	68,257
12/20	at Cincinnati Bengals	Riverfront Stadium	W	41-24	43,424
12/27	GREEN BAY PACKERS	LOUISIANA SUPERDOME	W	33-24	68,364
				422-283	774,297
1/3	MINNESOTA VIKINGS	NFC Wild Card Playoff LOUISIANA SUPERDOME	L	10-44	68,127

1988: 10-6 (3rd-NFC West)

		Head Coach: Jim Mora			
9/4	SAN FRANCISCO 49ERS	LOUISIANA SUPERDOME	L	33-34	66,357
9/11	at Atlanta Falcons	Atlanta-Fulton County Stadium	W	29-21	48,901
9/18	at Detroit Lions	Silverdome	W	22-14	32,943
9/25	TAMPA BAY BUCCANEERS	LOUISIANA SUPERDOME	W	13-9	66,671
10/3	DALLAS COWBOYS - MN	LOUISIANA SUPERDOME	W	20-17	68,474
10/9	at San Diego Chargers	Jack Murphy Stadium	W	23-17	42,693
10/16	at Seattle Seahawks	Kingdome	W	20-19	63,569
10/23	LOS ANGELES RAIDERS	LOUISIANA SUPERDOME	W	20-6	66,249
10/30	LOS ANGELES RAMS	LOUISIANA SUPERDOME	L	10-12	68,238
11/6	at Washington Redskins	R.F.K. Stadium	W	24-27	54,183
11/13	at Los Angeles Rams	Anaheim Stadium	W	14-10	63,305
11/20	DENVER BRONCOS	LOUISIANA SUPERDOME	W	42-0	68,075
11/27	NEW YORK GIANTS - SN	LOUISIANA SUPERDOME	W	12-13	66,526
12/4	at Minnesota Vikings	Metrodome	L	3-45	61,215
12/11	at San Francisco 49ers	Candlestick Park	L	17-30	62,977
12/18	ATLANTA FALCONS	LOUISIANA SUPERDOME	W	10-9	60,566
				312-283	960,942

1989: 9-7 (3rd-NFC West)

		Head Coach: Jim Mora			
9/10	DALLAS COWBOYS	LOUISIANA SUPERDOME	W	28-0	66,977
9/17	at Green Bay Packers	Lambeau Field	L	34-35	55,809
9/24	at Tampa Bay Buccaneers	Tampa Stadium	L	10-20	44,053
10/1	WASHINGTON REDSKINS	LOUISIANA SUPERDOME	L	14-16	64,358
10/8	SAN FRANCISCO 49ERS	LOUISIANA SUPERDOME	L	20-24	60,488
10/15	NEW YORK JETS	LOUISIANA SUPERDOME	W	29-14	59,521
10/22	at Los Angeles Rams	Anaheim Stadium	W	40-21	57,567
10/29	ATLANTA FALCONS	LOUISIANA SUPERDOME	W	20-13	65,153
11/6	at San Francisco 49ers - MN	Candlestick Park	L	13-31	60,667
11/12	at New England Patriots	Sullivan Stadium	W	28-24	47,680
11/19	at Atlanta Falcons	Atlanta-Fulton County Stadium	W	26-17	53,173
11/26	LOS ANGELES RAMS - SN	LOUISIANA SUPERDOME	L	17-20	64,274
12/3	at Detroit Lions	Silverdome	L	14-21	38,550
12/10	at Buffalo Bills	Rich Stadium	W	32-19	70,037
12/18	PHILADELPHIA EAGLES - MN	LOUISIANA SUPERDOME	W	30-20	59,218
12/24	INDIANAPOLIS COLTS	LOUISIANA SUPERDOME	W	41-6	49,009
				386-301	916,534

1990: 8-8 (2nd-NFC West)

		Head Coach: Jim Mora			
9/10	SAN FRANCISCO 49ERS - MN	LOUISIANA SUPERDOME	L	12-13	68,629
9/16	at Minnesota Vikings	Metrodome	L	3-32	56,272
9/23	PHOENIX CARDINALS	LOUISIANA SUPERDOME	W	28-7	61,110
10/7	at Atlanta Falcons	Atlanta-Fulton County Stadium	L	27-28	57,401
10/14	CLEVELAND BROWNS	LOUISIANA SUPERDOME	W	25-20	68,608
10/21	at Houston Oilers	Astrodome	L	10-23	57,908
10/28	DETROIT LIONS	LOUISIANA SUPERDOME	W	10-27	64,368
11/4	at Cincinnati Bengals	Riverfront Stadium	W	21-7	60,067
11/11	TAMPA BAY BUCCANEERS	LOUISIANA SUPERDOME	W	35-7	67,865
11/18	at Washington Redskins	R.F.K. Stadium	L	17-31	52,573
11/25	ATLANTA FALCONS	LOUISIANA SUPERDOME	W	10-7	68,629
12/2	at Dallas Cowboys	Texas Stadium	L	13-17	60,087
12/9	at Los Angeles Rams	Anaheim Stadium	W	24-20	56,864
12/16	PITTSBURGH STEELERS	LOUISIANA SUPERDOME	L	6-9	68,582
12/23	at San Francisco 49ers	Candlestick Park	W	13-10	60,117
12/31	LOS ANGELES RAMS - MN	LOUISIANA SUPERDOME	W	20-17	68,647
				274-275	997,722
1/6	at Chicago Bears	NFC Wild Card Playoff Soldier Field	L	6-16	60,767

SEASONRESULTS (1991-93)

1991: 11-5 (1st-NFC West)

		Head Coach: Jim Mora			
9/1	SEATTLE SEAHAWKS	LOUISIANA SUPERDOME	W	27-24	68,492
9/8	at Kansas City Chiefs	Arrowhead Stadium	W	17-10	74,816
9/15	LOS ANGELES RAMS - SN	LOUISIANA SUPERDOME	W	24-7	68,583
9/22	MINNESOTA VIKINGS	LOUISIANA SUPERDOME	W	26-0	68,591
9/29	at Atlanta Falcons	Atlanta-Fulton County Stadium	W	27-6	56,556
10/13	at Philadelphia Eagles	Veterans Stadium	W	13-6	64,224
10/20	TAMPA BAY BUCCANEERS	LOUISIANA SUPERDOME	W	23-7	68,591
10/27	CHICAGO BEARS	LOUISIANA SUPERDOME	L	17-20	68,591
11/3	at Los Angeles Rams	Anaheim Stadium	W	24-17	58,713
11/10	SAN FRANCISCO 49ERS	LOUISIANA SUPERDOME	W	10-3	68,591
11/17	at San Diego Chargers	Jack Murphy Stadium	L	21-24	48,420
11/24	ATLANTA FALCONS - SN	LOUISIANA SUPERDOME	L	20-23	68,591
12/1	at San Francisco 49ers	Candlestick Park	L	24-38	62,092
12/8	at Dallas Cowboys	Texas Stadium	L	14-23	64,530
12/16	LOS ANGELES RAIDERS - MN	LOUISIANA SUPERDOME	W	27-0	68,625
12/22	at Phoenix Cardinals	Sun Devil Stadium	W	27-3	30,928
				341-211	1,008,934
12/28	ATLANTA FALCONS	NFC Wild Card Playoff LOUISIANA SUPERDOME	L	20-27	68,794

1992: 12-4 (2nd-NFC West)

		Head Coach: Jim Mora			
9/6	at Philadelphia Eagles	Veterans Stadium	L	13-15	63,513
9/13	CHICAGO BEARS	LOUISIANA SUPERDOME	W	28-6	68,591
9/20	at Atlanta Falcons	Georgia Dome	W	10-7	67,328
9/27	SAN FRANCISCO 49ERS - SN	LOUISIANA SUPERDOME	L	10-16	68,591
10/4	at Detroit Lions	Silverdome	W	13-7	66,971
10/11	LOS ANGELES RAMS - SN	LOUISIANA SUPERDOME	W	13-10	68,591
10/18	at Phoenix Cardinals	Sun Devil Stadium	W	30-21	27,735
11/1	TAMPA BAY BUCCANEERS	LOUISIANA SUPERDOME	W	23-21	68,591
11/8	at New England Patriots	Foxboro Stadium	W	31-14	45,413
11/15	at San Francisco 49ers	Candlestick Park	L	20-21	64,895
11/23	WASHINGTON REDSKINS - MN	LOUISIANA SUPERDOME	W	20-3	68,591
11/29	MIAMI DOLPHINS	LOUISIANA SUPERDOME	W	24-13	68,591
12/3	ATLANTA FALCONS - TN	LOUISIANA SUPERDOME	W	22-14	68,591
12/13	at Los Angeles Rams	Anaheim Stadium	W	37-14	47,355
12/20	BUFFALO BILLS	LOUISIANA SUPERDOME	L	16-20	68,591
12/26	at New York Jets - SAT	Giants Stadium	W	20-0	45,614
				330-202	977,552
1/3	PHILADELPHIA EAGLES	NFC Wild Card Playoff LOUISIANA SUPERDOME	L	20-36	68,893

1993: 8-8 (2nd-NFC West)

		Head Coach: Jim Mora			
9/5	HOUSTON OILERS - SN	LOUISIANA SUPERDOME	W	33-21	69,029
9/12	at Atlanta Falcons	Georgia Dome	W	34-31	64,287
9/19	DETROIT LIONS	LOUISIANA SUPERDOME	W	14-3	69,039
9/26	SAN FRANCISCO 49ERS	LOUISIANA SUPERDOME	W	16-13	69,041
10/3	at Los Angeles Rams	Anaheim Stadium	W	37-6	50,709
10/17	at Pittsburgh Steelers	Three Rivers Stadium	L	14-37	56,056
10/24	ATLANTA FALCONS	LOUISIANA SUPERDOME	L	15-26	69,043
10/31	at Phoenix Cardinals	Sun Devil Stadium	W	20-17	36,778
11/14	GREEN BAY PACKERS	LOUISIANA SUPERDOME	L	17-19	69,043
11/22	at San Francisco 49ers - MN	Candlestick Park	L	7-42	66,500
11/28	at Minnesota Vikings	Metrodome	W	17-14	53,030
12/5	at Cleveland Browns	Municipal Stadium	L	13-17	60,388
12/12	LOS ANGELES RAMS	LOUISIANA SUPERDOME	L	20-23	69,033
12/20	NEW YORK GIANTS - MN	LOUISIANA SUPERDOME	L	14-24	69,036
12/26	at Philadelphia Eagles	Veterans Stadium	L	26-37	50,085
1/2	CINCINNATI BENGALS	LOUISIANA SUPERDOME	W	20-13	58,036
				317-343	979,133

SEASONRESULTS (1994-97)

1994: 7-9 (2nd-NFC West)

9/4	KANSAS CITY CHIEFS	Head Coach: Jim Mora	L	17-30	69,362
9/11	WASHINGTON REDSKINS	LOUISIANA SUPERDOME	L	24-38	58,049
9/18	at Tampa Bay Buccaneers	LOUISIANA SUPERDOME	W	9-7	45,522
9/25	at San Francisco 49ers	Tampa Stadium	L	13-24	63,971
10/2	NEW YORK GIANTS	Candlestick Park	W	27-22	55,076
10/9	at Chicago Bears	LOUISIANA SUPERDOME	L	7-17	63,825
10/16	SAN DIEGO CHARGERS	Soldier Field	L	22-36	50,565
10/23	LOS ANGELES RAMS	LOUISIANA SUPERDOME	W	37-34	47,908
11/6	at Minnesota Vikings	Metrodome	L	20-21	57,564
11/13	ATLANTA FALCONS	LOUISIANA SUPERDOME	W	33-32	60,313
11/20	at Los Angeles Raiders	L.A. Memorial Coliseum	L	19-24	41,722
11/28	SAN FRANCISCO 49ERS - MN	LOUISIANA SUPERDOME	L	14-35	61,304
12/4	at Los Angeles Rams	Anaheim Stadium	W	31-15	34,960
12/11	at Atlanta Falcons - SN	Georgia Dome	W	29-20	61,307
12/19	DALLAS COWBOYS - MN	LOUISIANA SUPERDOME	L	16-24	67,323
12/24	at Denver Broncos - SAT	Mile High Stadium	W	30-28	64,445
				348-407	903,213

1995: 7-9 (5th-NFC West)

9/3	SAN FRANCISCO 49ERS	Head Coach: Jim Mora	L	22-24	66,627
9/10	at St. Louis Rams	LOUISIANA SUPERDOME	L	13-17	59,335
9/17	ATLANTA FALCONS	Busch Stadium	L	24-27	57,444
9/24	at New York Giants	LOUISIANA SUPERDOME	OT	20-27	73,619
10/1	PHILADELPHIA EAGLES	Giants Stadium	L	10-15	43,938
10/15	MIAMI DOLPHINS	LOUISIANA SUPERDOME	W	33-30	55,628
10/22	at Carolina Panthers	LOUISIANA SUPERDOME	L	3-20	55,484
10/29	at San Francisco 49ers	Clemson Memorial Stadium	W	11-7	65,272
11/5	ST. LOUIS RAMS	3Com Park	W	19-10	43,120
11/12	INDIANAPOLIS COLTS	LOUISIANA SUPERDOME	W	17-14	44,122
11/19	at Minnesota Vikings	LOUISIANA SUPERDOME	L	24-43	58,108
11/26	CAROLINA PANTHERS - SN	Metrodome	W	34-26	39,580
12/3	at New England Patriots	LOUISIANA SUPERDOME	W	31-17	59,876
12/10	at Atlanta Falcons	Foxboro Stadium	L	14-19	54,603
12/16	GREEN BAY PACKERS - SAT	Georgia Dome	L	23-34	50,132
12/24	at New York Jets	LOUISIANA SUPERDOME	W	12-0	28,885
		Giants Stadium		319-348	854,771

1996: 3-13 (5th-NFC West)

Head Coaches: Jim Mora (8 games, 2-6) & Rick Venturi (8 games, 1-7)					
9/1	at San Francisco 49ers	3Com Park	L	11-27	63,970
9/8	CAROLINA PANTHERS	LOUISIANA SUPERDOME	L	20-22	43,288
9/15	at Cincinnati Bengals	Riverfront Stadium	L	15-30	45,412
9/22	ARIZONA CARDINALS	LOUISIANA SUPERDOME	L	14-28	34,316
9/29	at Baltimore Ravens	Memorial Stadium	L	10-17	61,063
10/6	JACKSONVILLE JAGUARS	LOUISIANA SUPERDOME	W	17-13	34,231
10/13	CHICAGO BEARS	LOUISIANA SUPERDOME	W	27-24	43,512
10/20	at Carolina Panthers	Ericsson Stadium	L	7-19	70,888
11/3	SAN FRANCISCO 49ERS - SN	LOUISIANA SUPERDOME	L	17-24	53,297
11/10	HOUSTON OILERS	LOUISIANA SUPERDOME	L	14-31	34,121
11/17	at Atlanta Falcons	Georgia Dome	L	15-17	43,119
11/24	at Tampa Bay Buccaneers	Houlihan's Stadium	L	7-13	40,203
12/1	ST. LOUIS RAMS	LOUISIANA SUPERDOME	L	10-26	26,310
12/8	ATLANTA FALCONS	LOUISIANA SUPERDOME	L	15-31	32,923
12/15	at New York Giants	Giants Stadium	W	17-3	52,530
12/21	at St. Louis Rams	Trans World Dome	L	13-14	57,681
				229-339	736,864

1997: 6-10 (4th-NFC West)

Head Coach: Mike Ditka					
8/31	at St. Louis Rams	Trans World Dome	L	24-38	64,575
9/7	SAN DIEGO CHARGERS	LOUISIANA SUPERDOME	L	6-20	65,760
9/14	at San Francisco 49ers	3Com Park	L	7-33	61,838
9/21	DETROIT LIONS	LOUISIANA SUPERDOME	W	35-17	50,016
9/28	at New York Giants	Giants Stadium	L	9-14	68,891
10/5	at Chicago Bears - SN	Soldier Field	W	20-17	58,865
10/12	ATLANTA FALCONS	LOUISIANA SUPERDOME	L	17-23	65,619
10/19	CAROLINA PANTHERS	LOUISIANA SUPERDOME	L	0-13	50,963
10/26	SAN FRANCISCO 49ERS	LOUISIANA SUPERDOME	L	0-23	60,443
11/9	at Oakland Raiders	Oakland Coliseum	W	13-10	40,091
11/16	SEATTLE SEAHAWKS	LOUISIANA SUPERDOME	W	20-17	50,493
11/23	at Atlanta Falcons	Georgia Dome	L	3-20	48,620
11/30	at Carolina Panthers	Ericsson Stadium	W	16-13	57,957
12/7	ST. LOUIS RAMS	LOUISIANA SUPERDOME	L	27-34	54,803
12/14	ARIZONA CARDINALS	LOUISIANA SUPERDOME	W	27-10	45,517
12/21	at Kansas City Chiefs	Arrowhead Stadium	L	13-25	66,772
				237-327	911,223

SEASONRESULTS (1998-2000)

1998: 6-10 (3rd-NFC West)

Head Coach: Mike Ditka					
9/6	at St. Louis Rams	Trans World Dome	W	24-17	56,943
9/13	CAROLINA PANTHERS	LOUISIANA SUPERDOME	W	19-14	51,915
9/27	at Indianapolis Colts	RCA Dome	W	19-13	48,480
10/4	NEW ENGLAND PATRIOTS	LOUISIANA SUPERDOME	L	27-30	56,172
10/11	SAN FRANCISCO 49ERS	LOUISIANA SUPERDOME	L	0-31	62,811
10/18	at Atlanta Falcons	Georgia Dome	L	23-31	60,774
10/25	TAMPA BAY BUCCANEERS	LOUISIANA SUPERDOME	W	9-3	52,695
11/1	at Carolina Panthers	Ericsson Stadium	L	17-31	62,514
11/8	at Minnesota Vikings	Metrodome	L	24-31	63,779
11/15	ST. LOUIS RAMS	LOUISIANA SUPERDOME	W	24-3	46,430
11/22	at San Francisco 49ers - SN	3Com Park	L	20-31	68,429
11/29	at Miami Dolphins	Pro Player Stadium	W	10-30	73,216
12/6	DALLAS COWBOYS	LOUISIANA SUPERDOME	L	22-3	65,065
12/13	ATLANTA FALCONS	LOUISIANA SUPERDOME	L	17-27	61,678
12/20	at Arizona Cardinals	Sun Devil Stadium	L	17-19	51,617
12/27	BUFFALO BILLS	LOUISIANA SUPERDOME	L	33-45	39,707
				305-359	922,225

1999: 3-13 (5th-NFC West)

Head Coach: Mike Ditka					
9/12	CAROLINA PANTHERS	LOUISIANA SUPERDOME	W	19-10	58,166
9/19	at San Francisco 49ers	3Com Park	L	21-28	67,685
10/3	at Chicago Bears	Soldier Field	L	10-14	66,944
10/10	ATLANTA FALCONS	LOUISIANA SUPERDOME	L	17-20	57,289
10/17	TENNESSEE TITANS	LOUISIANA SUPERDOME	L	21-24	51,875
10/24	at New York Giants	Giants Stadium	L	3-31	77,982
10/31	CLEVELAND BROWNS	LOUISIANA SUPERDOME	L	16-21	48,817
11/7	TAMPA BAY BUCCANEERS	LOUISIANA SUPERDOME	L	16-31	47,129
11/14	SAN FRANCISCO 49ERS	LOUISIANA SUPERDOME	W	24-6	52,198
11/21	at Jacksonville Jaguars - SN	ALLTEL Stadium	L	23-41	69,772
11/28	at St. Louis Rams	Trans World Dome	L	12-43	65,864
12/5	at Atlanta Falcons	Georgia Dome	L	12-35	62,568
12/12	ST. LOUIS RAMS	LOUISIANA SUPERDOME	L	14-30	46,838
12/19	at Baltimore Ravens	PSINet Stadium	W	8-31	67,597
12/24	DALLAS COWBOYS - FR	LOUISIANA SUPERDOME	L	31-24	47,835
1/2	at Carolina Panthers	Ericsson Stadium	L	13-45	56,929
				260-434	945,488

2000: 10-6 (1st-NFC West)

Head Coach: Jim Haslett					
9/3	DETROIT LIONS	LOUISIANA SUPERDOME	L	10-14	64,900
9/10	at San Diego Chargers	Qualcomm Stadium	W	28-27	51,300
9/17	at Seattle Seahawks	Husky Stadium	W	10-20	59,513
9/24	PHILADELPHIA EAGLES	LOUISIANA SUPERDOME	L	7-21	64,900
10/8	at Chicago Bears	Soldier Field	W	31-10	66,944
10/15	CAROLINA PANTHERS	LOUISIANA SUPERDOME	W	24-6	50,015
10/22	at Atlanta Falcons	Georgia Dome	W	21-19	56,508
10/29	at Arizona Cardinals	Sun Devil Stadium	W	21-10	35,016
11/5	SAN FRANCISCO 49ERS	LOUISIANA SUPERDOME	W	31-15	64,900
11/12	at Carolina Panthers	Ericsson Stadium	W	20-10	72,981
11/19	OAKLAND RAIDERS	LOUISIANA SUPERDOME	L	22-31	64,900
11/26	at St. Louis Rams	Trans World Dome	W	31-24	66,064
12/3	DENVER BRONCOS	LOUISIANA SUPERDOME	L	23-38	64,900
12/10	at San Francisco 49ers	3Com Park	W	31-27	67,892
12/17	ATLANTA FALCONS	LOUISIANA SUPERDOME	W	23-7	64,900
12/24	ST. LOUIS RAMS	LOUISIANA SUPERDOME	L	21-26	64,900
				354-305	980,533
12/30	ST. LOUIS RAMS	NFC Wild Card Playoff	W	31-28	64,900
1/6	at Minnesota Vikings	LOUISIANA SUPERDOME	L	16-34	63,881
		NFC Divisional Playoff			
		Metrodome			

SEASONRESULTS (2001-04)

2001: 7-9 (3rd-NFC West)

9/9	at Buffalo Bills	Head Coach: Jim Haslett	W	24-6	71,447
9/30	at New York Giants	Ralph Wilson Stadium	L	13-21	78,451
10/7	MINNESOTA VIKINGS	Giants Stadium	L	28-15	70,020
10/14	at Carolina Panthers	LOUISIANA SUPERDOME	W	17-25	72,049
10/21	ATLANTA FALCONS	Ericsson Stadium	L	23-20	70,020
10/28	at St. Louis Rams	LOUISIANA SUPERDOME	W	34-31	66,189
11/4	NEW YORK JETS - SN	Dome at America's Center	L	9-16	70,020
11/11	at San Francisco 49ers	LOUISIANA SUPERDOME	L	27-28	68,083
11/18	INDIANAPOLIS COLTS	3Com Park	W	34-20	70,020
11/25	at New England Patriots	LOUISIANA SUPERDOME	L	17-34	60,292
12/2	CAROLINA PANTHERS	Foxboro Stadium	W	27-23	70,020
12/9	at Atlanta Falcons	LOUISIANA SUPERDOME	W	28-10	68,826
12/17	ST. LOUIS RAMS - MN	Georgia Dome	L	21-34	70,332
12/23	at Tampa Bay Buccaneers	LOUISIANA SUPERDOME	L	21-48	65,526
12/30	WASHINGTON REDSKINS - SN	Raymond James Stadium	L	10-40	70,020
1/6	SAN FRANCISCO 49ERS	LOUISIANA SUPERDOME	L	0-38	70,020
				333-409	1,111,335

2002: 9-7 (3rd-NFC South)

9/8	at Tampa Bay Buccaneers	Head Coach: Jim Haslett	W	26-20	OT	65,554
9/15	GREEN BAY PACKERS	Raymond James Stadium	W	35-20		67,958
9/22	at Chicago Bears	LOUISIANA SUPERDOME	W	29-23		63,216
9/29	at Detroit Lions	Memorial Stadium	L	21-26		60,023
10/6	PITTSBURGH STEELERS	Ford Field	W	32-29		67,734
10/13	at Washington Redskins	LOUISIANA SUPERDOME	W	43-27		80,768
10/20	SAN FRANCISCO 49ERS	FedEx Field	W	35-27		67,903
10/27	ATLANTA FALCONS	LOUISIANA SUPERDOME	L	35-37		67,883
11/10	at Carolina Panthers	Ericsson Stadium	W	34-24		70,332
11/17	at Atlanta Falcons	Georgia Dome	L	17-24		70,382
11/24	CLEVELAND BROWNS	LOUISIANA SUPERDOME	L	15-24		68,295
12/1	TAMPA BAY BUCCANEERS - SN	LOUISIANA SUPERDOME	W	23-20		68,226
12/8	at Baltimore Ravens	Ravens Stadium	W	37-25		69,334
12/15	MINNESOTA VIKINGS	LOUISIANA SUPERDOME	L	31-32		67,851
12/22	at Cincinnati Bengals	Paul Brown Stadium	L	13-20		43,544
12/29	CAROLINA PANTHERS	LOUISIANA SUPERDOME	L	6-10		66,946
				432-388		1,068,183

2003: 8-8 (2nd-NFC South)

9/7	at Seattle Seahawks	Head Coach: Jim Haslett	L	10-27	52,250	
9/14	HOUSTON TEXANS	Seahawks Stadium	L	31-10	68,390	
9/21	at Tennessee Titans	LOUISIANA SUPERDOME	W	12-27	68,809	
9/28	INDIANAPOLIS COLTS - SN	The Coliseum	W	21-55	70,020	
10/5	at Carolina Panthers	LOUISIANA SUPERDOME	L	13-19	74,096	
10/12	CHICAGO BEARS	Ericsson Stadium	L	20-13	68,390	
10/19	at Atlanta Falcons	LOUISIANA SUPERDOME	W	45-17	70,837	
10/26	CAROLINA PANTHERS	Georgia Dome	L	20-23	OT	68,370
11/2	at Tampa Bay Buccaneers	Raymond James Stadium	W	17-14		65,524
11/9	ATLANTA FALCONS	LOUISIANA SUPERDOME	W	23-20	OT	68,432
11/23	at Philadelphia Eagles	Raymond James Stadium	L	20-33		67,802
11/30	at Washington Redskins	Lincoln Financial Field	L	24-20		76,821
12/7	TAMPA BAY BUCCANEERS	FedEx Field	L	7-14		68,442
12/14	NEW YORK GIANTS - SN	LOUISIANA SUPERDOME	W	45-7		68,399
12/21	at Jacksonville Jaguars	LOUISIANA SUPERDOME	L	19-20		49,207
12/28	DALLAS COWBOYS	ALLTEL Stadium	W	13-7		68,451
		LOUISIANA SUPERDOME		340-326		1,072,640

2004: 8-8 (2nd-NFC South)

9/12	SEATTLE SEAHAWKS	Head Coach: Jim Haslett	L	7-21	64,900	
9/19	SAN FRANCISCO 49ERS	LOUISIANA SUPERDOME	W	30-27	64,900	
9/26	at St. Louis Rams	LOUISIANA SUPERDOME	W	28-25	OT	65,856
10/3	at Arizona Cardinals	Sun Devil Stadium	L	10-34		28,109
10/10	TAMPA BAY BUCCANEERS	LOUISIANA SUPERDOME	L	17-20		64,900
10/17	MINNESOTA VIKINGS - SN	LOUISIANA SUPERDOME	L	31-38		64,900
10/24	at Oakland Raiders	Network Associates Coliseum	W	31-26		45,337
11/7	at San Diego Chargers	Qualcomm Stadium	W	17-43		59,662
11/14	KANSAS CITY CHIEFS	LOUISIANA SUPERDOME	W	27-20		64,900
11/21	DENVER BRONCOS	LOUISIANA SUPERDOME	L	13-34		64,900
11/28	at Atlanta Falcons	Georgia Dome	L	21-24		70,521
12/5	CAROLINA PANTHERS	LOUISIANA SUPERDOME	L	21-32		58,878
12/12	at Dallas Cowboys	Texas Stadium	W	27-13		64,056
12/19	at Tampa Bay Buccaneers	Raymond James Stadium	W	21-17		65,075
12/26	ATLANTA FALCONS	LOUISIANA SUPERDOME	W	26-13		64,900
1/2	at Carolina Panthers	Bank of America Stadium	W	21-18		73,302
				348-405		985,096

SEASONRESULTS (2005-08)

2005: 3-13 (4th-NFC South)

9/11	at Carolina Panthers	Head Coach: Jim Haslett	W	23-20	72,920
9/19	NEW YORK GIANTS	Bank of America Stadium	L	10-27	68,031
9/25	at Minnesota Vikings	GIANTS STADIUM	L	16-33	63,952
10/2	BUFFALO BILLS	Metrodome	W	19-7	58,688
10/9	at Green Bay Packers	ALAMODOME	L	3-52	70,580
10/16	ATLANTA FALCONS	Lambeau Field	L	31-34	65,562
10/23	at St. Louis Rams	ALAMODOME	L	17-28	64,586
10/30	MIAMI DOLPHINS	Edward Jones Dome	L	6-21	61,643
11/06	CHICAGO BEARS	TIGER STADIUM	L	17-20	32,637
11/20	at New England Patriots	TIGER STADIUM	L	17-24	68,756
11/27	at New York Jets	Giants Stadium	W	21-19	77,152
12/4	TAMPA BAY BUCCANEERS	TIGER STADIUM	L	3-10	34,411
12/12	at Atlanta Falcons - MN	Georgia Dome	L	17-36	70,083
12/18	CAROLINA PANTHERS	TIGER STADIUM	L	10-27	32,551
12/24	DETROIT LIONS	ALAMODOME	L	12-13	65,747
1/1	at Tampa Bay Buccaneers	Raymond James Stadium	L	13-27	65,379
				235-398	970,678

2006: 10-6 (1st-NFC South)

9/10	at Cleveland Browns	Head Coach: Sean Payton	W	19-14	72,915
9/17	at Green Bay Packers	Cleveland Browns Stadium	W	34-27	70,602
9/25	ATLANTA FALCONS - MN	Lambeau Field	W	23-3	70,003
10/1	at Carolina Panthers	LOUISIANA SUPERDOME	L	18-21	73,392
10/8	TAMPA BAY BUCCANEERS	Bank of America Stadium	W	24-21	68,183
10/15	PHILADELPHIA EAGLES	LOUISIANA SUPERDOME	W	27-24	68,269
10/29	BALTIMORE RAVENS	LOUISIANA SUPERDOME	L	22-35	69,152
11/5	Tampa Bay Buccaneers	Raymond James Stadium	W	31-14	65,561
11/12	Pittsburgh Steelers	Heinz Field	L	31-38	68,001
11/19	CINCINNATI BENGALS	LOUISIANA SUPERDOME	L	16-31	68,001
11/26	Atlanta Falcons	Georgia Dome	W	31-13	70,933
12/3	SAN FRANCISCO 49ERS	LOUISIANA SUPERDOME	W	34-10	68,241
12/10	at Dallas Cowboys	Texas Stadium	W	42-17	63,722
12/17	WASHINGTON REDSKINS	LOUISIANA SUPERDOME	L	10-16	69,052
12/24	at New York Giants	Giants Stadium	W	30-7	78,539
12/31	CAROLINA PANTHERS	LOUISIANA SUPERDOME	L	21-31	69,569
				322-413	1,108,045
1/13	PHILADELPHIA EAGLES	NFC Divisional Playoff	W	27-24	70,001
1/21	at Chicago Bears	LOUISIANA SUPERDOME	L	14-39	61,817
		NFC Conference Championship			
		Soldier Field			

2007: 7-9 (3rd-NFC South)

9/6	at Indianapolis Colts - TN	Head Coach: Sean Payton	L	10-41	57,361
9/16	at Tampa Bay Buccaneers	RCA Dome	L	14-31	65,178
9/24	TENNESSEE TITANS - MN	Raymond James Stadium	L	14-31	70,002
10/7	CAROLINA PANTHERS	LOUISIANA SUPERDOME	L	13-16	70,001
10/14	at Seattle Seahawks - SN	Qwest Field	W	28-17	68,296
10/21	ATLANTA FALCONS	LOUISIANA SUPERDOME	W	22-16	69,994
10/28	at San Francisco 49ers	Monster Park	W	31-10	68,244
11/4	JACKSONVILLE JAGUARS	LOUISIANA SUPERDOME	W	41-24	70,009
11/11	ST. LOUIS RAMS	LOUISIANA SUPERDOME	L	29-37	70,003
11/18	at Houston Texans	Reliant Stadium	L	10-23	70,780
11/25	at Carolina Panthers	Bank of America Stadium	W	31-6	72,032
12/2	TAMPA BAY BUCCANEERS	LOUISIANA SUPERDOME	L	23-27	70,009
12/10	at Atlanta Falcons - MN	Georgia Dome	W	34-14	69,553
12/16	ARIZONA CARDINALS	LOUISIANA SUPERDOME	W	31-24	70,007
12/23	PHILADELPHIA EAGLES	LOUISIANA SUPERDOME	L	23-38	70,011
12/30	at Chicago Bears	Soldier Field	L	25-33	62,064
				379-388	1,093,544

2008: 8-8 (4th-NFC South)

9/7	TAMPA BAY BUCCANEERS	Head Coach: Sean Payton	W	24-20	69,881	
9/14	at Washington Redskins	LOUISIANA SUPERDOME	L	24-29	88,246	
9/21	at Denver Broncos	FedEx Field	L	32-34	75,713	
9/28	SAN FRANCISCO 49ERS	INVESCO Field at Mile High	W	31-17	70,008	
10/6	MINNESOTA VIKINGS - MN	LOUISIANA SUPERDOME	L	27-30	70,015	
10/12	OAKLAND RAIDERS	LOUISIANA SUPERDOME	W	34-3	70,068	
10/19	at Carolina Panthers	Bank of America Stadium	L	7-30	73,687	
10/26	SAN DIEGO CHARGERS	WEMBLEY STADIUM	W	37-32	83,226	
11/9	at Atlanta Falcons	Georgia Dome	W	20-34	64,826	
11/16	at Kansas City Chiefs	Arrowhead Stadium	W	30-20	74,159	
11/24	GREEN BAY PACKERS - MN	LOUISIANA SUPERDOME	W	51-29	70,668	
11/30	at Tampa Bay Buccaneers	Raymond James Stadium	L	20-23	64,430	
12/7	ATLANTA FALCONS	LOUISIANA SUPERDOME	W	29-25	70,011	
12/11	at Chicago Bears - TN	Soldier Field	L	24-27	OT	61,692
12/21	at Detroit Lions	Ford Field	W	42-7	49,309	
12/28	CAROLINA PANTHERS	LOUISIANA SUPERDOME	L	31-33	69,999	
				463-393	1,125,938	

SERIESRECORDS

REGULAR SEASON (Home Games in Bold)

ArizonaCardinals (12-13-0)

Date	W/L	Score	Site	Attendance
12/3/67	L	20-31	Busch Stadium	41,171
9/29/68	L	20-21	Tulane Stadium	79,021
10/27/68	L	17-31	Busch Stadium	45,476
11/2/69	W	51-42	Busch Stadium	46,718
10/11/70	L	17-24	Busch Stadium	45,294
12/8/74	W	14-0	Tulane Stadium	57,152
10/23/77	L	31-49	Busch Stadium	48,417
10/5/80	L	7-40	Louisiana Superdome	45,388
12/6/81	L	3-30	Busch Stadium	46,923
9/12/82	L	7-21	Louisiana Superdome	58,673
9/4/83	W	28-17	Louisiana Superdome	60,430
9/23/84	W	34-24	Louisiana Superdome	58,723
12/8/85	L	16-28	Busch Stadium	29,527
11/16/86	W	16-7	Busch Stadium	32,069
10/11/87	L	19-24	Busch Stadium	11,795
9/23/90	W	28-7	Louisiana Superdome	61,110
12/22/91	W	27-3	Sun Devil Stadium	30,928
10/18/92	W	30-21	Sun Devil Stadium	27,735
10/31/93	W	20-17	Sun Devil Stadium	36,778
9/22/96	L	14-28	Louisiana Superdome	34,316
12/14/97	W	27-10	Louisiana Superdome	45,517
12/20/98	L	17-19	Sun Devil Stadium	51,617
10/29/00	W	21-10	Sun Devil Stadium	35,016
10/30/04	L	10-34	Sun Devil Stadium	29,109
12/16/07	W	31-24	Louisiana Superdome	70,007

AtlantaFalcons (35-44-0)

11/26/67	W	27-24	Tulane Stadium	83,437
12/7/69	L	17-45	Atlanta-Fulton Co. Std.	51,021
9/20/70	L	3-14	Tulane Stadium	77,042
10/25/70	L	14-32	Atlanta-Fulton Co. Std.	58,850
10/24/71	L	6-28	Atlanta-Fulton Co. Std.	58,850
12/19/71	L	20-24	Tulane Stadium	75,954
10/15/72	L	14-21	Tulane Stadium	66,294
11/12/72	L	20-36	Atlanta-Fulton Co. Std.	58,850
9/16/73	L	7-62	Tulane Stadium	66,428
12/16/73	L	10-14	Atlanta-Fulton Co. Std.	34,147
9/29/74	W	14-13	Tulane Stadium	62,273
10/20/74	W	13-3	Atlanta-Fulton Co. Std.	47,217
10/5/75	L	7-14	Atlanta-Fulton Co. Std.	29,444
11/2/75	W	23-7	Louisiana Superdome	49,342
10/10/76	W	30-0	Louisiana Superdome	51,521
10/31/76	L	20-23	Atlanta-Fulton Co. Std.	34,127
11/20/77	W	21-20	Louisiana Superdome	43,135
12/18/77	L	7-35	Atlanta-Fulton Co. Std.	36,895
11/12/78	L	17-20	Louisiana Superdome	70,323
11/26/78	L	17-20	Atlanta-Fulton Co. Std.	55,121
9/2/79	L	34-40	Louisiana Superdome	70,940
11/25/79	W	37-6	Atlanta-Fulton Co. Std.	42,815
10/19/80	L	14-41	Louisiana Superdome	62,651
11/16/80	L	13-31	Atlanta-Fulton Co. Std.	53,871
9/6/81	L	0-27	Atlanta-Fulton Co. Std.	57,406
11/1/81	L	10-41	Louisiana Superdome	63,637
12/12/82	L	0-35	Atlanta-Fulton Co. Std.	39,535
1/2/83	W	35-6	Louisiana Superdome	47,336
10/9/83	W	19-17	Atlanta-Fulton Co. Std.	51,654
11/6/83	W	27-10	Louisiana Superdome	67,062
9/2/84	L	28-36	Louisiana Superdome	66,652
11/11/84	W	17-13	Atlanta-Fulton Co. Std.	40,590
10/20/85	L	24-31	Atlanta-Fulton Co. Std.	44,784
12/22/85	L	10-16	Louisiana Superdome	37,717
9/7/86	L	10-31	Louisiana Superdome	67,950
12/14/86	W	14-9	Atlanta-Fulton Co. Std.	39,994
11/1/87	W	38-0	Atlanta-Fulton Co. Std.	42,196
9/11/88	W	29-21	Atlanta-Fulton Co. Std.	48,901
12/18/88	W	10-9	Louisiana Superdome	60,566
10/29/89	W	20-13	Louisiana Superdome	65,153
11/19/89	W	26-17	Atlanta-Fulton Co. Std.	53,173
10/7/90	L	27-28	Atlanta-Fulton Co. Std.	57,401
11/25/90	W	10-7	Louisiana Superdome	68,629
9/29/91	W	27-6	Atlanta-Fulton Co. Std.	65,556
11/24/91	L	20-23	Louisiana Superdome	68,591
9/20/92	W	10-7	Georgia Dome	67,328
12/3/92	W	22-14	Louisiana Superdome	68,591
12/9/93	W	34-31	Georgia Dome	64,287
10/24/93	L	15-26	Louisiana Superdome	69,043

11/13/94	W	33-32	Louisiana Superdome	60,313
12/11/94	W	29-20	Georgia Dome	61,307
9/17/95	L	24-27	Louisiana Superdome	57,442
12/10/95	L	14-19	Georgia Dome	54,603
11/17/96	L	15-17	Georgia Dome	43,119
12/8/96	L	15-31	Louisiana Superdome	32,923
10/12/97	L	17-23	Louisiana Superdome	65,619
11/23/97	L	3-20	Georgia Dome	48,620
10/18/98	L	23-31	Georgia Dome	60,774
12/13/98	L	17-27	Louisiana Superdome	61,678
10/10/99	L	17-20	Louisiana Superdome	57,289
12/5/99	L	12-35	Georgia Dome	62,568
10/22/00	W	21-19	Georgia Dome	56,508
12/17/00	W	23-7	Louisiana Superdome	64,900
10/21/01	L	13-20	Louisiana Superdome	70,020
12/9/01	W	28-10	Georgia Dome	68,826
10/27/02	L	35-37	Louisiana Superdome	67,883
11/17/02	L	17-24	Georgia Dome	70,382
10/19/03	W	45-17	Georgia Dome	70,837
11/16/03	W	23-20	Louisiana Superdome	68,432
11/28/04	L	21-24	Georgia Dome	70,521
12/26/04	W	26-13	Louisiana Superdome	64,900
10/16/05	L	31-34	Alamodome	65,562
12/12/05	L	17-36	Georgia Dome	70,083
9/25/06	W	23-3	Louisiana Superdome	70,003
11/26/06	W	31-13	Georgia Dome	70,933
10/21/07	W	22-16	Louisiana Superdome	69,994
12/10/07	W	34-14	Georgia Dome	69,553
11/9/08	L	20-34	Georgia Dome	64,826
12/7/08	W	29-25	Louisiana Superdome	70,011

BaltimoreRavens (1-3-0)

9/29/96	L	10-17	Memorial Stadium	61,063
12/19/99	L	8-31	PSINet Stadium	67,597
12/8/02	W	37-25	Ravens Stadium	69,334
10/29/06	L	22-35	Louisiana Superdome	69,152

BuffaloBills (4-4-0)

11/4/73	W	13-0	Tulane Stadium	74,770
9/21/80	L	26-35	Louisiana Superdome	51,154
10/30/83	L	21-27	Rich Stadium	49,413
12/10/89	W	22-19	Rich Stadium	70,037
12/20/92	L	16-20	Louisiana Superdome	68,591
12/27/98	L	33-45	Louisiana Superdome	39,707
9/9/01	W	24-6	Ralph Wilson Stadium	71,447
10/2/05	W	19-7	Alamodome	58,688

CarolinaPanthers (12-16-0)

10/22/95	L	3-20	Clemson Memorial Std.	55,484
11/26/95	W	34-26	Louisiana Superdome	39,580
9/8/96	L	20-22	Louisiana Superdome	43,288
10/20/96	L	7-19	Eriecsson Stadium	70,888
10/19/97	L	0-13	Louisiana Superdome	50,963
11/30/97	W	16-13	Eriecsson Stadium	57,957
9/13/98	W	19-14	Louisiana Superdome	51,915
11/1/98	L	17-31	Eriecsson Stadium	62,514
9/12/99	W	19-10	Louisiana Superdome	58,166
1/2/00	L	13-45	Eriecsson Stadium	56,929
10/15/00	W	24-6	Louisiana Superdome	50,015
11/12/00	W	20-10	Eriecsson Stadium	72,981
10/14/01	W	27-25	Eriecsson Stadium	72,049
12/2/01	W	27-23	Louisiana Superdome	70,020
11/10/02	W	34-24	Eriecsson Stadium	72,566
12/29/02	L	6-10	Louisiana Superdome	66,946
10/5/03	L	13-19	Eriecsson Stadium	72,496
10/26/03	L	20-23	Louisiana Superdome	68,370
12/05/04	L	21-32	Louisiana Superdome	58,878
1/2/05	W	21-18	Bank of America Stadium	73,302
9/11/05	W	23-20	Bank of America Stadium	72,920
12/18/05	L	10-27	Tiger Stadium	32,551
10/1/06	L	18-21	Bank of America Stadium	73,392
12/31/06	L	21-31	Louisiana Superdome	69,569
10/7/07	L	13-16	Louisiana Superdome	70,001
11/25/07	W	31-6	Bank of America Stadium	72,032
10/19/08	L	7-30	Bank of America Stadium	73,687
12/28/08	L	31-33	Louisiana Superdome	69,999

ChicagoBears (11-13-0)

12/1/68	L	17-23	Tulane Stadium	78,285
12/20/70	L	3-24	Tulane Stadium	63,518
10/10/71	L	14-35	Soldier Field	55,049
10/7/73	W	21-16	Tulane Stadium	56,561
10/6/74	L	10-24	Soldier Field	45,818
12/21/75	L	17-42	Louisiana Superdome	33,371
10/2/77	W	42-24	Soldier Field	51,488
9/14/80	L	3-22	Soldier Field	62,523
9/19/82	W	10-0	Soldier Field	56,600
9/18/83	W	34-31	Louisiana Superdome	64,692
10/7/84	L	7-20	Soldier Field	53,752
10/18/87	W	19-17	Soldier Field	46,813
10/27/91	L	17-20	Louisiana Superdome	68,591
9/13/92	W	28-6	Louisiana Superdome	68,591
10/9/94	L	7-17	Soldier Field	63,822
10/13/96	W	27-24	Louisiana Superdome	43,512
10/5/97	W	20-17	Soldier Field	58,865
10/3/99	L	10-14	Soldier Field	66,944
10/8/00	W	31-10	Soldier Field	66,944
9/22/02	W	29-23	Memorial Stadium	63,216
10/12/03	W	20-13	Louisiana Superdome	68,390
11/6/05	L	17-20	Tiger Stadium	32,637
12/30/07	L	25-33	Soldier Field	62,064
12/11/08	L	24-27	Soldier Field	61,692

CincinnatiBengals (5-6-0)

11/29/70	L	6-26	Riverfront Stadium	59,342
9/28/75	L	0-21	Louisiana Superdome	52,531
9/24/78	W	20-18	Riverfront Stadium	40,455
10/25/81	W	17-7	Louisiana Superdome	46,336
12/9/84	L	21-24	Louisiana Superdome	40,855
12/20/87	W	41-24	Riverfront Stadium	43,424
11/4/90	W	21-7	Riverfront Stadium	60,067
12/2/94	W	20-13	Louisiana Superdome	58,036
9/15/96	L	15-30	Riverfront Stadium	45,412
12/22/02	L	13-20	Paul Brown Stadium	43,544
11/19/06	L	16-31	Louisiana Superdome	68,001

ClevelandBrowns (4-11-0)

10/1/67	L	7-42	Tulane Stadium	77,045
9/15/68	L	10-24	Tulane Stadium	74,215
11/10/68	L	17-35	Municipal Stadium	71,025
10/12/69	L	17-27	Tulane Stadium	71,274
12/12/71	L	17-21	Tulane Stadium	72,794
11/30/75	L	16-17	Municipal Stadium	44,753
10/8/78	L	16-24	Louisiana Superdome	50,158
10/18/81	L	17-20	Municipal Stadium	76,059
10/28/84	W	16-14	Municipal Stadium	52,489
9/13/87	W	28-21	Louisiana Superdome	59,900
10/14/90	W	25-20	Louisiana Superdome	68,608
12/5/93	L	13-17	Municipal Stadium	60,388
10/31/99	L	16-21	Louisiana Superdome	48,817
11/24/02	L	15-24	Louisiana Superdome	68,295
9/10/06	W	19-14	Cleveland Browns Stadium	72,915

DallasCowboys (8-14-0)

10/15/67	L	10-14	Cotton Bowl	64,128
11/12/67	L	10-27	Tulane Stadium	83,437
11/3/68	L	3-17	Tulane Stadium	84,728
9/28/69	L	17-21	Tulane Stadium	79,567
11/9/69	L	17-33	Cotton Bowl	68,282
10/17/71	W	24-14	Tulane Stadium	83,088
9/24/73	L	3-40	Texas Stadium	52,715
9/19/76	L	6-24	Louisiana Superdome	61,413
11/19/78	L	7-27	Texas Stadium	57,920
12/19/82	L	7-21	Texas Stadium	64,506
9/25/83	L	20-21	Texas Stadium	62,136
10/21/84	L	27-30	Texas Stadium	50,966
10/3/88	W	20-17	Louisiana Superdome	68,474
9/10/89	W	28-0	Louisiana Superdome	66,977
12/2/90	L	13-17	Texas Stadium	60,087
12/8/91	L	14-23	Texas Stadium	64,530
12/19/94	L	16-24	Louisiana Superdome	67,323
12/6/98	W	22-3	Louisiana Superdome	65,065

SERIESRECORDS

12/24/99	W	31-24	Louisiana Superdome	47,835
12/28/03				

SERIESRECORDS

9/28/03	L	21-55	Louisiana Superdome	70,020
9/6/07	L	10-41	RCA Dome	57,361

JacksonvilleJaguars (2-2-0)

10/6/96	W	17-13	Louisiana Superdome	34,231
11/21/99	L	23-41	ALLTEL Stadium	69,772
12/21/03	L	19-20	ALLTEL Stadium	49,207
11/4/07	W	41-24	Louisiana Superdome	70,009

KansasCityChiefs (5-4-0)

9/25/72	L	17-20	Tulane Stadium	70,793
9/26/76	W	27-17	Arrowhead Stadium	53,918
11/21/82	W	27-17	Louisiana Superdome	39,341
9/8/85	L	27-47	Louisiana Superdome	57,760
9/8/91	W	17-10	Arrowhead Stadium	74,816
9/4/94	L	17-30	Louisiana Superdome	69,362
12/21/97	L	13-25	Arrowhead Stadium	66,772
11/14/04	W	27-20	Louisiana Superdome	64,900
11/16/08	W	30-20	Arrowhead Stadium	74,159

MiamiDolphins (3-6-0)

11/15/70	L	10-21	Orange Bowl	42,866
11/10/74	L	0-21	Tulane Stadium	74,289
9/28/80	L	16-21	Orange Bowl	40,946
10/2/83	W	17-7	Louisiana Superdome	66,489
12/7/86	L	27-31	Louisiana Superdome	64,761
11/29/92	W	24-13	Louisiana Superdome	68,591
10/15/95	W	33-30	Louisiana Superdome	55,628
11/29/98	L	10-30	Pro Player Stadium	73,216
10/30/05	L	6-21	Tiger Stadium	61,643

MinnesotaVikings (7-18-0)

10/13/68	W	20-17	Tulane Stadium	71,105
9/27/70	L	0-26	Metropolitan Stadium	47,900
11/21/71	L	10-23	Tulane Stadium	83,130
11/5/72	L	6-37	Metropolitan Stadium	49,784
12/1/74	L	9-29	Metropolitan Stadium	44,202
11/16/75	L	7-20	Louisiana Superdome	52,765
9/12/76	L	9-40	Louisiana Superdome	58,156
9/3/78	W	31-24	Louisiana Superdome	54,187
11/30/80	L	20-23	Louisiana Superdome	30,936
11/15/81	L	10-20	Metropolitan Stadium	45,215
11/27/83	W	17-16	Louisiana Superdome	59,502
11/24/85	W	30-23	Metrodome	54,117
12/21/86	L	17-33	Metrodome	51,209
12/4/88	L	3-45	Metrodome	61,215
9/16/90	L	3-32	Metrodome	56,272
9/22/91	W	26-0	Louisiana Superdome	68,591
11/28/93	W	17-14	Metrodome	53,030
11/6/94	L	20-21	Metrodome	57,564
11/19/95	L	24-43	Metrodome	58,108
11/8/98	L	24-31	Metrodome	63,779
10/7/01	W	28-15	Louisiana Superdome	70,020
12/15/02	L	31-32	Louisiana Superdome	67,851
10/7/04	L	31-38	Louisiana Superdome	64,900
9/25/05	L	16-33	Metrodome	63,952
10/6/08	L	27-30	Louisiana Superdome	70,015

NewEnglandPatriots (3-8-0)

12/10/72	L	10-17	Tulane Stadium	64,889
12/5/76	L	6-27	Schafer Stadium	53,592
12/21/80	L	27-38	Louisiana Superdome	38,277
12/4/83	L	0-7	Sullivan Stadium	24,579
11/30/86	L	20-21	Louisiana Superdome	58,259
11/12/89	W	28-24	Sullivan Stadium	47,680
11/8/92	W	31-14	Foxboro Stadium	45,413
12/3/95	W	31-17	Foxboro Stadium	59,876
10/4/98	L	27-30	Louisiana Superdome	56,172
11/25/01	L	17-34	Foxboro Stadium	60,292
11/20/05	L	17-24	Gillette Stadium	68,756

NewYorkGiants (10-14-0)

10/8/67	L	21-27	Yankee Stadium	62,670
10/6/68	L	21-38	Yankee Stadium	60,967
11/16/69	W	25-24	Yankee Stadium	62,927
10/4/70	W	14-10	Tulane Stadium	69,126
10/8/72	L	21-45	Yankee Stadium	62,507
12/14/75	L	14-28	Shea Stadium	40,150
10/29/78	W	28-17	Louisiana Superdome	58,807
9/30/79	W	24-14	Louisiana Superdome	51,543
9/20/81	L	7-20	Giants Stadium	69,814
12/15/84	W	10-3	Giants Stadium	63,739
10/27/85	L	13-21	Louisiana Superdome	54,082
9/28/86	L	17-20	Giants Stadium	72,769
11/22/87	W	23-14	Louisiana Superdome	67,639
11/27/88	L	12-13	Louisiana Superdome	66,526
12/20/93	L	14-24	Louisiana Superdome	69,036
10/2/94	W	27-22	Louisiana Superdome	55,076
9/24/95	L	29-45	Giants Stadium	72,619
12/15/96	W	17-3	Giants Stadium	52,530
9/28/97	L	9-14	Giants Stadium	68,891
10/24/99	L	3-31	Giants Stadium	77,982
9/30/01	L	13-21	Giants Stadium	78,451
12/14/03	W	45-7	Louisiana Superdome	68,399
9/19/05	L	10-27	Giants Stadium	68,031
12/24/06	W	30-7	Giants Stadium	78,539

NewYorkJets (5-5-0)

12/3/72	L	17-18	Shea Stadium	62,496
12/4/77	L	13-16	Louisiana Superdome	40,464
12/14/80	W	21-20	Shea Stadium	38,077
11/21/83	L	28-31	Louisiana Superdome	68,606
10/26/86	L	23-28	Giants Stadium	44,246
10/15/89	W	29-14	Louisiana Superdome	59,521
12/26/92	W	20-0	Giants Stadium	45,614
12/24/95	W	12-0	Giants Stadium	28,885
11/4/01	L	9-16	Louisiana Superdome	70,020
11/27/05	W	21-19	Giants Stadium	77,152

OaklandRaiders (5-5-1)

11/7/71	T	21-21	Tulane Stadium	83,102
11/9/75	L	10-48	Oakland Coliseum	51,267
12/3/79	L	35-42	Louisiana Superdome	65,541
10/13/85	L	13-23	L.A. Memorial Col.	48,152
10/23/88	W	20-6	Louisiana Superdome	66,249
12/16/91	W	27-0	Louisiana Superdome	68,625
11/20/94	L	19-24	L.A. Memorial Col.	41,722
11/9/97	W	13-10	Oakland Coliseum	40,091
11/19/00	L	22-31	Louisiana Superdome	64,900
10/24/04	W	31-26	Network Assoc. Col.	45,337
10/12/08	W	34-3	Louisiana Superdome	70,068

PhiladelphiaEagles (9-15-0)

11/5/67	W	31-24	Tulane Stadium	59,596
11/19/67	L	21-48	Franklin Field	60,751
12/8/68	L	17-29	Franklin Field	57,128
10/26/69	L	10-13	Franklin Field	60,568
11/30/69	W	26-17	Tulane Stadium	72,805
10/29/72	W	21-3	Tulane Stadium	65,664
10/27/74	W	14-10	Tulane Stadium	64,257
11/6/77	L	7-28	Veterans Stadium	53,482
9/17/78	L	17-24	Louisiana Superdome	49,242
9/16/79	L	14-26	Louisiana Superdome	54,212
11/9/80	L	21-34	Louisiana Superdome	44,340
10/11/81	L	14-31	Louisiana Superdome	52,728
12/11/83	W	20-17	Veterans Stadium	45,182
10/6/85	W	23-21	Louisiana Superdome	56,364
9/20/87	L	17-27	Veterans Stadium	57,485
12/18/89	W	30-20	Louisiana Superdome	59,218
10/13/91	W	13-6	Veterans Stadium	64,224
9/6/92	L	13-15	Veterans Stadium	63,513
12/26/93	L	26-37	Veterans Stadium	50,085
10/1/95	L	10-15	Louisiana Superdome	43,938
9/24/00	L	7-21	Louisiana Superdome	64,900
11/23/03	L	20-33	Lincoln Financial Field	67,802
10/15/06	W	27-24	Louisiana Superdome	68,269
12/23/07	L	23-28	Louisiana Superdome	70,011

PittsburghSteelers (6-7-0)

10/29/67	L	10-14	Tulane Stadium	68,911
10/20/68	W	16-12	Pitt Stadium	32,303
12/15/68	W	24-14	Tulane Stadium	66,131
12/21/69	W	27-24	Tulane Stadium	72,256
11/25/74	L	7-28	Tulane Stadium	71,907
11/5/78	L	14-20	Three Rivers Stadium	48,526
10/4/81	L	6-20	Louisiana Superdome	64,578
11/19/84	W	27-24	Louisiana Superdome	66,005
11/29/87	W	20-16	Three Rivers Stadium	47,896
12/16/90	L	6-9	Louisiana Superdome	68,582
10/17/93	L	14-37	Three Rivers Stadium	56,056
10/6/02	W	32-29	Louisiana Superdome	67,734
11/12/06	L	31-38	Heinz Field	61,911

St.LouisRams (29-38-0)

9/17/67	L	13-27	Tulane Stadium	80,879
10/5/69	L	17-36	L.A. Memorial Col.	54,789
11/1/70	L	17-30	Tulane Stadium	77,861
12/6/70	L	16-34	L.A. Memorial Col.	66,410
9/19/71	W	24-20	Tulane Stadium	70,915
12/5/71	L	28-45	L.A. Memorial Col.	73,610
9/17/72	L	14-34	L.A. Memorial Col.	66,303
11/26/72	W	19-16	Tulane Stadium	64,325
11/11/73	L	7-29	L.A. Memorial Col.	70,358
11/25/73	L	13-24	Tulane Stadium	67,192
9/22/74	L	0-24	L.A. Memorial Col.	64,178
11/17/74	W	20-7	Tulane Stadium	57,287
10/26/75	L	14-38	L.A. Memorial Col.	54,723
12/7/75	L	7-14	Louisiana Superdome	39,958
10/24/76	L	10-16	Louisiana Superdome	51,984
11/28/76	L	14-33	L.A. Memorial Col.	54,906
10/16/77	L	7-14	L.A. Memorial Col.	46,045
10/30/77	W	27-26	Louisiana Superdome	59,023
10/1/78	L	20-26	Louisiana Superdome	61,659
10/22/78	W	10-3	L.A. Memorial Col.	47,574
10/7/79	L	17-35	Louisiana Superdome	68,986
12/16/79	W	29-14	L.A. Memorial Col.	53,879
11/2/80	L	31-45	Anaheim Stadium	59,909
11/24/80	L	7-27	Louisiana Superdome	53,448
9/13/81	W	23-17	Louisiana Superdome	62,063
11/8/81	W	21-13	Anaheim Stadium	61,068
9/11/83	L	27-30	Anaheim Stadium	45,572
12/18/83	L	24-26	Louisiana Superdome	70,148
10/14/84	L	10-28	Louisiana Superdome	63,161
12/2/84	L	21-34	Anaheim Stadium	49,348
11/3/85	L	10-28	Anaheim Stadium	49,030
12/1/85	W	29-3	Louisiana Superdome	44,122
11/9/86	L	6-0	Louisiana Superdome	62,352
11/23/86	L	13-26	Anaheim Stadium	58,600
10/4/87	W	37-10	Louisiana Superdome	29,745
11/8/87	W	31-14	Anaheim Stadium	43,379
10/30/88	L	10-12	Louisiana Superdome	68,238
11/13/88	W	14-10	Anaheim Stadium	63,305
10/22/89	W	40-21	Anaheim Stadium	57,567
11/26/89	L	17-20	Louisiana Superdome	64,274
12/9/90	W	24-20	Anaheim Stadium	56,864
12/31/90	W	20-17	Louisiana Superdome	68,647
9/15/91	W	24-7	Louisiana Superdome	68,583
11/3/91	W	24-17	Anaheim Stadium	58,713
10/11/92	W	13-10	Louisiana Superdome	68,591
12/13/92	W	37-14	Anaheim Stadium	47,355
10/3/93	W	37-6	Anaheim Stadium	50,709
12/12/93	L	20-23	Louisiana Superdome	69,033

SERIESRECORDS

11/14/99	W	24-6	Louisiana Superdome	52,198
11/5/00	W	31-15	Louisiana Superdome	64,900
12/10/00	W	31-27	3Com Park	67,892
11/11/01	L	27-28	3Com Park	68,083
1/6/02	L	0-38	Louisiana Superdome	70,020
10/20/02	W	35-27	Louisiana Superdome	67,903
9/19/04	W	30-27	Louisiana Superdome	64,900
12/03/06	W	34-10	Louisiana Superdome	68,241
10/28/07	W	31-10	Monster Park	68,244
9/28/08	W	31-17	Louisiana Superdome	70,008

SeattleSeahawks (5-5-0)

11/21/76	W	51-27	Kingdome	61,865
11/18/79	L	24-38	Kingdome	60,055
11/10/85	L	3-27	Louisiana Superdome	47,365
10/16/88	W	20-19	Kingdome	63,569
9/1/91	W	27-24	Louisiana Superdome	68,492
11/16/97	W	20-17	Louisiana Superdome	50,493
9/17/00	L	10-20	Husky Stadium	59,513
9/7/03	L	10-27	Seahawks Stadium	52,250
9/12/04	L	7-21	Louisiana Superdome	64,900
10/14/07	W	28-17	Qwest Field	68,296

TampaBayBuccaneers (20-14-0)

12/11/77	L	14-33	Louisiana Superdome	40,124
12/17/78	W	17-10	Tampa Stadium	51,207
10/14/79	W	42-14	Tampa Stadium	67,640
11/29/81	L	14-31	Louisiana Superdome	62,209
12/5/82	L	10-13	Louisiana Superdome	61,709
10/23/83	W	24-21	Tampa Stadium	48,242
9/9/84	W	17-13	Louisiana Superdome	54,686
9/22/85	W	20-13	Louisiana Superdome	45,320
10/19/86	W	38-7	Louisiana Superdome	43,355
12/6/87	W	44-34	Louisiana Superdome	66,471
9/25/88	W	13-9	Louisiana Superdome	66,671
9/24/89	L	10-20	Tampa Stadium	44,053
11/11/90	W	35-7	Louisiana Superdome	67,865
10/20/91	W	23-7	Louisiana Superdome	68,591
11/1/92	W	23-21	Louisiana Superdome	68,591
9/18/94	W	9-7	Tampa Stadium	45,522
11/24/96	L	7-13	Houlihan's Stadium	40,203
10/25/98	W	9-3	Louisiana Superdome	52,695
11/7/99	L	16-31	Louisiana Superdome	47,129
12/23/01	L	21-48	Raymond James Stadium	65,526
9/8/02	W	26-20	Raymond James Stadium	65,554
12/1/02	W	23-20	Louisiana Superdome	68,226
11/2/03	W	17-14	Raymond James Stadium	65,524
12/7/03	L	7-14	Louisiana Superdome	68,442
10/10/04	L	17-20	Louisiana Superdome	64,900
12/19/04	W	21-17	Raymond James Stadium	65,075
12/4/05	L	3-10	Tiger Stadium	34,411
1/1/06	L	13-27	Raymond James Stadium	65,379
10/8/06	W	24-21	Louisiana Superdome	68,183
11/5/06	W	31-14	Raymond James Stadium	65,561
9/16/07	L	14-31	Raymond James Stadium	65,178
12/2/07	L	23-27	Louisiana Superdome	70,009
9/7/08	W	24-20	Louisiana Superdome	69,881
11/30/08	L	20-23	Raymond James Stadium	64,430

TennesseeTitans (4-7-1)

10/3/71	T	13-13	Astrodome	47,966
10/3/76	L	26-31	Louisiana Superdome	51,973
12/10/78	L	12-17	Louisiana Superdome	63,169
11/22/81	W	27-24	Astrodome	49,581
9/30/84	W	27-10	Astrodome	43,108
12/13/87	W	24-10	Louisiana Superdome	68,257
10/21/90	L	10-23	Astrodome	57,908
9/5/93	W	33-21	Louisiana Superdome	69,029
11/10/96	L	14-31	Louisiana Superdome	34,121
10/17/99	L	21-24	Louisiana Superdome	51,875
9/21/03	L	12-27	The Coliseum	68,809
9/24/07	L	14-31	Louisiana Superdome	70,002

WashingtonRedskins (7-15-0)

9/24/67	L	10-30	Tulane Stadium	74,937
12/17/67	W	30-14	D.C. Stadium	50,486
9/22/68	W	37-17	Tulane Stadium	65,941
9/21/69	L	20-26	Tulane Stadium	73,147
12/14/69	L	14-17	R.F.K. Stadium	50,354
10/31/71	L	14-24	R.F.K. Stadium	53,041
10/28/73	W	19-3	Tulane Stadium	66,315
9/21/75	L	3-41	R.F.K. Stadium	54,414
10/28/79	W	14-10	R.F.K. Stadium	52,133
10/26/80	L	14-22	R.F.K. Stadium	51,375
12/26/82	L	10-27	Louisiana Superdome	48,667
10/5/86	L	6-14	Louisiana Superdome	57,378
11/6/88	L	24-27	R.F.K. Stadium	54,183
10/1/89	L	14-16	Louisiana Superdome	64,358
11/18/90	L	17-31	R.F.K. Stadium	52,573
11/23/92	W	20-3	Louisiana Superdome	68,591
9/11/94	L	24-38	Louisiana Superdome	58,049
12/30/01	L	10-40	Louisiana Superdome	70,020
10/13/02	W	43-27	FedEx Field	80,768
11/30/03	W	24-20	FedEx Field	76,821
12/17/06	L	10-16	Louisiana Superdome	69,052
9/14/08	L	24-29	FedEx Field	88,246

PostSeason

Atlanta Falcons (0-1)				
12/28/91	L	20-27	Louisiana Superdome*	68,794
Chicago Bears (0-2)				
1/6/91	L	6-16	Soldier Field*	60,767
1/21/07	L	14-39	Soldier Field%	61,817
Minnesota Vikings (0-2)				
1/3/87	L	10-44	Louisiana Superdome*	68,127
1/6/01	L	16-34	Metrodome#	63,881
Philadelphia Eagles (1-1)				
1/3/93	L	20-36	Louisiana Superdome*	68,893
1/13/07	W	27-24	Louisiana Superdome#	70,001
St. Louis Rams (1-0)				
12/30/00	W	31-28	Louisiana Superdome*	64,900

* - NFC Wild Card Playoff; # - NFC Divisional Playoff
% -NFC Championship

ATTENDANCEFIGURES

COMBINEDHOMEROAD

Year	Total	Games	Avg.	Total	Games	Avg.	Total	Games	Avg.
1967	901,971	14	64,427	528,242	7	75,463	373,729	7	53,390
1968	882,121	14	63,009	519,426	7	74,203	362,695	7	51,814
1969	921,972	14	65,855	521,133	7	74,447	400,839	7	57,262
1970	843,342	14	60,238	483,234	7	69,033	360,108	7	51,444
1971	932,267	14	66,590	550,578	7	78,654	381,689	7	54,527
1972	880,545	14	62,896	467,686	7	66,812	412,859	7	58,980
1973	794,900	14	56,779	451,566	7	64,509	343,334	7	49,048
1974	789,156	14	56,366	452,236	7	64,605	336,920	7	48,131
1975	633,807	14	45,272	319,066	7	45,581	314,741	7	44,963
1976	714,135	14	51,010	359,631	7	51,376	354,504	7	50,643
1977	655,079	14	46,791	334,502	7	47,786	321,577	7	45,940
1978	850,823	16	53,176	457,613	8	57,202	393,210	8	49,151
1979	939,175	16	58,698	495,260	8	61,907	443,915	8	55,489
1980	807,652	16	50,478	384,855	8	48,109	422,797	8	52,850
1981	891,207	16	55,700	440,708	8	55,089	450,499	8	55,700
1982	467,978	9	51,988	255,726	5	51,145	212,252	4	53,063
1983	891,883	16	55,743	525,083	8	65,635	366,800	8	45,850
1984	884,588	16	55,287	472,625	8	59,078	411,963	8	51,495
1985	799,050	16	49,963	388,795	8	49,941	410,255	8	51,282
1986	864,368	16	54,023	453,672	8	56,709	410,696	8	51,337
1987	774,297	15	51,620	420,873	7	60,125	353,424	8	44,178
1988	960,942	16	60,059	531,156	8	66,395	429,786	8	53,723
1989	916,534	16	57,283	488,998	8	61,124	427,536	8	53,442
1990	997,722	16	62,358	536,438	8	67,055	461,284	8	57,661
1991	1,008,934	16	63,058	548,655	8	68,582	460,279	8	57,535
1992	977,552	16	61,097	548,728	8	68,591	428,824	8	53,603
1993	979,133	16	61,196	541,300	8	67,663	437,833	8	54,730
1994	903,213	16	56,451	469,900	8	58,738	433,313	8	54,164
1995	854,771	16	53,423	400,589	8	50,074	454,182	8	56,772
1996	736,864	16	46,054	301,998	8	37,750	434,866	8	54,358
1997	911,223	16	56,951	443,614	8	55,452	467,609	8	58,451
1998	922,225	16	57,639	436,473	8	54,559	488,752	8	60,719
1999	945,488	16	59,093	410,147	8	51,268	535,341	8	66,918
2000	980,533	16	61,283	504,315	8	63,039	476,218	8	59,527
2001	1,111,335	16	69,458	560,472	8	70,059	550,863	8	68,858
2002	1,068,183	16	66,761	542,796	8	67,849	525,387	8	65,673
2003	1,072,640	16	67,040	548,894	8	68,612	523,746	8	65,468
2004	985,096	16	61,568	513,178	8	64,147	471,918	8	58,989
2005	970,678	16	60,667	417,270	8	52,159	553,408	8	69,176
2006	1,108,045	16	69,253	550,470	8	68,809	557,575	8	69,697
2007	1,093,544	16	68,347	560,036	8	70,005	533,508	8	66,689
2008	1,125,938	16	70,371	573,876	8	71,735	552,062	8	69,008
Totals	37752,219	642	58,804	19,711,813	321	61,408	18,040,406	321	56,201

LargestHomeCrowds

Date	Att.	Opponent
11/3/68	84,728	Dallas
11/12/67	83,437	Dallas
11/26/67	83,437	Atlanta
11/21/71	83,130	Minnesota
11/7/71	83,102	Oakland
10/17/71	83,088	Dallas
9/26/71	81,595	San Francisco
9/17/67	80,879	Los Angeles Rams
10/19/69	80,636	Baltimore Colts
9/28/69	79,567	Dallas

Louisiana Superdome (1975-present)

Date	Att.	Opponent
9/2/79	70,940	Atlanta
11/24/08	70,668	Green Bay - MN
12/17/01	70,332	St. Louis Rams - MN
11/12/78	70,323	Atlanta
12/18/83	70,148	Los Angeles Rams
10/12/08	70,068	Oakland
10/7/01	70,020	Minnesota
10/21/01	70,020	Atlanta
11/4/01	70,020	New York Jets - SN
11/18/01	70,020	Indianapolis
12/2/01	70,020	Carolina
12/30/01	70,020	Washington - SN
1/6/02	70,020	San Francisco
9/28/03	70,020	Indianapolis - SN

Wembley Stadium (2008)

Date	Att.	Opponent
10/26/08	83,226	San Diego

LargestRoadCrowds

Date	Att.	Opponent	Stadium
9/14/08	88,246	Washington	FedEx Field
10/13/02	80,768	Washington	FedEx Field
12/24/06	78,539	New York Giants	Giants Stadium
9/30/01	78,451	New York Giants	Giants Stadium
10/12/80	78,147	Detroit	Silverdome
10/24/99	77,982	New York Giants	Giants Stadium
11/27/05	77,152	New York Jets	Giants Stadium
11/30/03	76,821	Washington	FedEx Field
10/8/81	76,059	Cleveland	Municipal Stadium
9/21/08	75,713	Denver	INVESCO Field at Mile High

LargestPlayoffCrowds

Date	Att.	Opponent	Stadium
1/13/07	70,0		

PRESEASON RESULTS

1967 (5-1)

8/2	L.A. Rams (Anaheim, Calif.)	L, 7-16	26,364
8/12	St.L. Cards (Shreveport, La.)	W, 23-14	25,500
8/19	Pittsburgh (Baton Rouge, La.)	W, 20-17	35,000
8/26	San Fran. (Portland, Ore.)	W, 24-10	23,348
9/2	Miami (Charleston, S.C.)	W, 20-17	11,214
9/9	Atlanta	W, 27-14	67,486

1968 (2-4)

8/1	L.A. Rams (Anaheim, Calif.)	L, 7-21	29,505
8/10	Boston Patriots	W, 19-0	57,152
8/18	at Houston Oilers	L, 23-24	42,734
8/24	Cleveland	W, 40-27	70,045
8/31	at Atlanta	L, 10-16	49,832
9/6	Minn. (Shreveport, La.)	L, 17-20	23,000

1969 (2-4)

8/9	at San Diego	L, 7-10	31,683
8/16	at Denver	W, 28-22	28,356
8/23	Pitt. (Baton Rouge, La.)	L, 24-34	40,000
8/30	Atlanta	W, 21-17	69,898
9/6	Houston Oilers	L, 14-30	79,937
9/12	at Detroit	L, 7-42	30,312

1970 (4-2)

8/8	Minnesota (Canton, Ohio)*	W, 14-13	17,932
8/15	at Houston Oilers	W, 19-10	46,223
8/22	Detroit	L, 17-31	76,778
8/29	Bos. Patriots (Jackson, Miss.)	W, 26-20	32,000
9/5	N.Y. Jets	L, 14-27	78,581
9/12	San Diego	W, 20-14	63,904

1971 (0-6)

8/6	at Buffalo	L, 10-14	35,758
8/14	at Dallas	L, 21-36	73,560
8/21	Kansas City	L, 7-27	70,459
8/28	at San Diego	L, 7-22	35,405
9/4	Philadelphia	L, 0-34	60,487
9/12	Houston Oilers	L, 17-24	60,971

1972 (1-4-1)

8/7	at Philadelphia	W, 13-10	53,372
8/12	Buffalo	L, 21-24	66,762
8/19	Dallas	L, 7-30	81,070
8/26	San Diego	L, 14-16	64,506
9/2	Pittsburgh (Memphis, Tenn.)	L, 7-56	43,302
9/10	at Houston Oilers	T, 14-14	44,571

1973 (1-5)

8/4	at Kansas City	L, 6-12	67,216
8/11	at Miami	L, 13-14	80,050
8/18	at Dallas	L, 14-24	61,022
8/25	New England	L, 6-31	64,131
9/1	N.Y. Jets	L, 17-28	67,434
9/8	Houston Oilers	W, 16-10	62,339

1974 (3-3)

8/3	Pittsburgh	L, 7-26	45,339
8/10	at Miami	L, 20-45	41,524
8/18	at New England	L, 3-7	20,456
8/24	Dallas	W, 16-7	56,563
8/31	N.Y. Jets	W, 24-7	59,829
9/7	at Houston Oilers	W, 24-16	35,103

1975 (2-4)

8/6	Houston Oilers	L, 7-13	72,434
8/16	Denver	W, 24-21	40,089
8/23	Miami	L, 10-20	61,253
8/30	Baltimore Colts	W, 27-3	60,643
9/6	at Pittsburgh	L, 13-24	47,341
9/13	at Cincinnati	L, 0-20	48,453

1976 (4-2)

7/31	Pittsburgh	L, 14-24	56,039
8/7	at Houston Oilers	W, 13-10	38,675
8/13	at Buffalo	W, 21-14	36,110
8/20	at Baltimore Colts	W, 26-20 ot	38,879
8/28	Cincinnati	W, 13-10	60,044
9/4	Miami	L, 7-20	63,383

PRESEASON RESULTS

1977 (5-1)

8/6	at Chicago	W, 20-14	55,163
8/13	N.Y. Giants	W, 23-7	49,900
8/20	Buffalo	W, 20-17	66,282
8/27	N.Y. Jets	L, 14-20	49,455
9/3	at Miami	W, 17-10	39,970
9/10	Houston Oilers	W, 20-16	49,964

1978 (2-2)

8/5	Phil. (Mexico City, Mexico)	W, 14-7	30,000
8/12	Miami	L, 17-31	54,105
8/19	Tampa Bay	L, 3-14	49,042
8/26	at Houston Oilers	W, 17-3	49,554

1979 (1-3)

8/3	at Miami	L, 7-14	44,704
8/11	Chicago	L, 6-13	45,085
8/18	at Tampa Bay	L, 7-14	49,042
8/24	Houston Oilers	W, 10-7	54,469

1980 (1-3)

8/9	St. Louis Cardinals	W, 17-13	57,923
8/17	at Houston Oilers	L, 17-20	43,376
8/23	at Detroit	L, 17-40	49,631
8/29	Miami	L, 0-20	50,635

1981 (3-1)

8/8	Baltimore Colts	W, 24-23	46,792
8/15	Houston Oilers	W, 27-7	67,562
8/23	Phil. (Syracuse, N.Y.)	L, 6-37	28,001
8/29	Detroit	W, 20-17 ot	52,090

1982 (1-3)

8/12	at Houston Oilers	L, 20-22	44,599
8/21	Kansas City	W, 6-3	46,585
8/28	Cleveland	L, 17-20	55,689
9/3	at Minnesota	L, 21-24	59,810

1983 (3-2)

7/30	Pittsburgh (Canton, Ohio)*	L, 14-27	23,909
8/6	at Tampa Bay	L, 17-20	53,111
8/13	at Miami	W, 19-17	38,735
8/20	Houston Oilers	W, 20-13	60,430
8/27	N.Y. Jets	W, 17-10	58,176

1984 (3-1)

8/4	at Kansas City	W, 34-20	34,230
8/11	Atlanta	W, 31-21	58,502
8/18	at Houston Oilers	W, 31-19	45,522
8/25	Washington	L, 9-14	52,040

1985 (1-3)

8/10	at New England	W, 32-20	27,014
8/17	Houston Oilers	L, 20-23	53,491
8/24	Tampa Bay	L, 10-14	49,337
8/30	at San Diego	L, 20-21	40,462

1986 (2-2)

8/9	at Denver	W, 10-7	47,408
8/16	New England	L, 34-38	54,364
8/23	at Houston Oilers	L, 13-24	38,617
8/30	Kansas City	W, 13-10	47,945

1987 (3-1)

8/15	Minnesota	W, 23-17	52,884
8/22	Houston Oilers	L, 13-16	51,562
8/29	Pittsburgh	W, 31-28	46,770
9/4	at Cincinnati	W, 26-14	46,289

1988 (2-2)

8/7	at Minnesota	W, 23-20	47,624
8/12	at Phoenix Cardinals	W, 33-28	51,987
8/20	at Indianapolis	L, 6-18	54,117
8/27	Pittsburgh	L, 28-31	56,174

PRESEASON RESULTS

1989 (1-3)

8/12	Indianapolis	L, 7-31	57,771
8/19	at Buffalo	L, 7-10	48,512
8/28	Cincinnati	W, 27-10	51,150
9/1	Washington	L, 21-26	56,181

1990 (4-1)

8/5	L.A. Raiders (London, Eng.)	W, 17-10	63,106
8/11	at Minnesota	W, 13-10	48,154
8/18	Green Bay (Madison, Wis.)	L, 13-27	47,848
8/25	Buffalo	W, 28-23	51,959
8/31	Indianapolis	W, 17-14	54,796

1991 (2-2)

8/3	Minnesota	W, 18-3	58,953
8/10	Green Bay	W, 31-20	55,730
8/17	at Indianapolis	L, 28-34	50,896
8/24	at Miami	L, 24-28	44,099

1992 (3-1)

8/10	at Chicago	W, 34-31	53,846
8/17	Pittsburgh	W, 26-0	61,671
8/22	Houston Oilers	L, 3-33	61,194
8/27	Miami (Baltimore, Md.)	W, 17-3	60,021

1993 (4-1)

7/31	Philadelphia (Tokyo, Japan)	W, 28-16	49,363
8/7	Houston Oilers (S.A., Texas)	W, 37-28	40,308
8/14	Green Bay (Madison, Wis.)	W, 26-17	59,523
8/23	Chicago	W, 20-14	61,149
8/27	Detroit	L, 16-17	60,700

1994 (1-3)

8/5	at New England	L, 6-24	37,800
8/13	at Minnesota	L, 17-21	46,067
8/19	Green Bay	L, 10-13	54,714
8/25	Dallas	W, 28-10	57,281

1995 (1-3)

8/5	Green Bay (Madison, Wis.)	L, 17-27	49,071
8/11	at N.Y. Giants	L, 13-14	54,416
8/20	Seattle	L, 19-24	38,228
8/25	Detroit	W, 24-10	38,073

1996 (3-2)

7/27	Indianapolis (Canton, Ohio)*	L, 3-10	23,376
8/2	at Detroit	W, 23-22	35,782
8/10	at Kansas City	L, 6-42	65,710
8/17	Chicago	W, 31-21	35,246
8/23	Minnesota	W, 16-13	35,728

1997 (3-1)

8/2	at Tennessee	W, 21-12	22,811
8/9	Kansas City	W, 26-7	55,211
8/16	at Oakland	L, 18-16	36,771
8/22	at Chicago	W, 13-7	58,656

1998 (1-3)

8/8	at Green Bay	L, 7-31	60,080
8/14	at Denver	L, 10-17	70,937
8/22	Tennessee	L, 24-26	46,069
8/28	Tampa Bay	W, 10-6	43,774

1999 (2-2)

8/13	at Miami	W, 26-14	59,972
8/21	Indianapolis	L, 7-37	41,788
8/28	Green Bay	L, 17-38	53,074
9/2	at Tennessee	W, 12-11	63,634

2000 (1-3)

7/29	at N.Y. Jets	L, 20-24	75,754
8/5	at Minnesota	W, 25-24	63,445
8/12	Indianapolis (W. Lafayette, Ind.)	L, 0-17	20,105
8/25	Miami	L, 17-22	46,955

PRESEASON RESULTS

2001 (1-3)

8/11	Minnesota (San Ant., Texas)	L, 21-28	46,752
8/18	Dallas	W, 16-10	53,249
8/24	at Denver	L, 24-31	74,063
9/1	at Seattle	L, 14-28	68,655

2002 (3-1)

8/10	Houston	L, 10-13	67,356
8/15	at Miami	W, 24-7	56,930
8/24	at Cincinnati	W, 31-23	41,636
8/30	Indianapolis	W, 25-21	67,247

2003 (1-3)

8/11	Philadelphia	L, 17-27	67,594
8/16	at New York Jets	W, 22-17	76,527
8/23	at San Francisco	L, 12-27	63,153
8/28	Miami	L, 10-24	68,477

2004 (2-2)

8/13	New York Jets	W, 23-13	64,900
8/16	at Green Bay	L, 14-19	69,669
8/27	at Chicago	W, 17-13	61,208
9/03	Miami	L, 19-20	64,900

2005 (1-3)

8/12	Seattle	L, 15-34	38,529
8/18	at New England	W, 37-27	68,736
8/26	Baltimore	L, 6-21	44,485
9/01	at Oakland	L, 6-13	32,191

2006 (1-3)

8/12	at Tennessee	W, 19-16	69,143
8/21	DALLAS (Shreveport, La.)	L, 7-30	45,162
8/26	INDIANAPOLIS (Jack., Miss.)	L, 6-21	44,485
9/01	at Kansas City Chiefs	L, 9-10	70,456

2007 (3-2)

8/5	Pittsburgh (Canton, Ohio)*	L, 7-20	22,302
8/10	Buffalo	L, 10-13	70,003
8/18	at Cincinnati	W, 27-19	65,227
8/23	at Kansas City	W, 30-7	72,283
8/30	Miami	W, 7-0	68,926

2008 (2-2)

8/7	at Arizona	W, 24-10	63,109
8/16	Houston	L, 27-31	70,009
8/23	at Cincinnati	W, 13-0	65,043
8/28	Miami	L, 10-14	70,008

Home games in bold
* - Hall of Fame Game

PRESEASON RECORDS

Team	W	L	T	Pct.	Team	W	L	T	Pct.
Arizona	4	0	0	1.000	Miami	7	12	0	.368
Atlanta	3	1	0	.750	Minnesota	7	4	0	.636
Baltimore	0	1	0	.000	New England	4	4	0	.500
Buffalo	3	4	0	.429	N.Y. Giants	1	1	0	.500
Carolina	0	0	0	.000	N.Y. Jets	4	4	0	.500
Chicago	6	1	0	.857	Oakland	1	2	0	.333
Cincinnati	6	1	0	.857	Philadelphia	3	3	0	.500
Cleveland	1	1	0	.500	Pittsburgh	3	8	0	.273
Dallas	3	4	0	.429	St. Louis	0	2	0	.000
Denver	3	2	0	.600	San Diego	1	4	0	.200
Detroit	3	4	0	.429	San Francisco	1	1	0	.500
Green Bay	2	6	0	.250	Seattle	0	3	0	.000
Houston	0	2	0	.000	Tampa Bay	1	4	0	.200
Indianapolis	5	7	0	.417	Tennessee	14	11	1	.558
Jacksonville	0	0	0	.000	Washington	0	2	0	.000
Kansas City	5	4	0	.556	Totals	91	103	1	.469

1967 SAINTS STATISTICS

RECORD: 3-11 FINISH: 4th-CAPITOL

Date	W/L	Score	Opponent	Attendance	RUSHING	No	Yds	Avg	LG	TD	PUNT RET	Ret	FC	Yds	Avg	LG	TD
9/17	L	13-27	Los Angeles	80,879	Taylor	130	390	3.0	16	2	Roberts	11	12	50	4.5	11	0
9/24	L	10-30	Washington	74,937	Wheelwright	59	198	3.4	13	0	Gilliam	7	6	13	1.9	8	0
10/1	L	7-42	Cleveland	77,045	Kilmer	20	142	7.1	31	1	Brown	3	2	1	0.3	13	0
10/8	L	21-27	at New York Giants	62,670	Barrington	34	121	3.6	22	0	Douglas	2	1	15	7.5	12	0
10/15	L	10-14	at Dallas	64,128	Schultz	32	117	3.7	22	2	Saints	23	21	79	3.4	13	0
10/22	L	13-27	at San Francisco	34,285	McCall	21	86	4.1	49	1	Opponents	35	14	261	7.5	29	0
10/29	L	10-14	Pittsburgh	68,911	Cuzzo	19	43	2.3	10	1							
11/5	W	31-24	Philadelphia	59,596	Gilliam	7	41	5.9	19	0	KICKOFF RET	No	Yds	Avg	LG	TD	
11/12	L	10-27	Dallas	83,437	McNeill	4	38	9.5	25	0	Roberts	28	737	26.3	91	1	
11/19	L	21-48	at Philadelphia	60,751	Brown	8	16	2.0	7	2	Gilliam	16	481	30.1	94	1	
11/26	W	27-24	Atlanta	83,437	Saints	334	1192	3.6	49	9	Barrington	7	113	16.1	27	0	
12/3	L	20-31	at St. Louis	41,171	Opponents	469	2092	4.5	56	22	McCall	7	198	28.3	68	0	
12/10	L	10-30	at Baltimore	60,238							Brown	5	103	20.6	26	0	
12/17	W	30-14	at Washington	50,486	RECEIVING	No	Yds	Avg	LG	TD	Jordan	3	56	18.7	27	0	

TEAM STATISTICS	N.O.	OPP.	INTERCEPTIONS	No	Yds	Avg	LG	TD
TOTAL FIRST DOWNS	219	276	Taylor	38	251	6.6	27	0
Rushing	67	114	Poage	24	380	15.8	65	0
Passing	135	138	Gilliam	22	264	12.0	35	1
Penalty	17	24	Kramer	20	207	10.4	17	2
POSSESSION AVG.			Hall	19	249	13.1	21	0
TOTAL NET YARDS	3790	4928	Roberts	17	384	22.6	96	3
Avg. Per Game	270.7	352.0	Schultz	14	186	13.3	25	0
Total Plays	864	902	Wheelwright	9	61	6.8	18	0
Avg. Per Play	4.4	5.5	Burke	8	84	10.5	21	0
NET YARDS RUSHING	1192	2092	McCall	4	75	18.8	34	1
Avg. Per Game	85.1	149.4	Barrington	4	50	12.5	29	0
Total Rushes	334	469	Brown	3	23	7.7	9	0
NET YARDS PASSING	2598	2836	J. Simmons	2	25	12.5	16	0
Avg. Per Game	185.6	202.6	Hester	2	10	5.0	7	0
Sacked/Yards Lost	52/391	23/199	Ogden	1	19	19.0	19	0
Gross Yards	2989	3035	Saints	237	2989	12.6	96	13
Att./Completions	478/237	410/207	Opponents	207	3035	14.7	76	25

FIELD GOALS	1-19	20-29	30-39	40-49	50+
Durkee	3/3	2/8	6/7	3/11	0/3
Saints	3/3	2/8	6/7	3/11	0/3
Opponents	3/8	6/7	4/6	1/7	1/1

1967 NFL CAPITOL STANDINGS	W	L	T	Pct.
Saints Finish: 4th place				
Dallas	9	5	0	.643
Philadelphia	6	7	1	.462
Washington	5	6	3	.455
New Orleans	3	11	0	.214

Score by Periods	1	2	3	4	OT	TOT
Saints	40	75	66	52	0	233
Opponents	57	128	74	120	0	379

SCORING	TD	Ru	Pa	Rt	PAT	FG	S	TP
Durkee	0	0	0	0	27/27	14/32	0	69
Abramowicz	6	0	0	0	0	0	0	36
Roberts	5	0	3	2	0	0	0	30
Brown	2	2	0	0	0	0	0	12
Gilliam	2	0	1	1	0	0	0	12
Kramer	2	0	2	0	0	0	0	12
McCall	2	1	1	0	0	0	0	12
Schultz	2	2	0	0	0	0	0	12
Taylor	2	2	0	0	0	0	0	12
Whitsell	2	0	0	2	0	0	0	12
Cuzzo	1	1	0	0	0	0	0	6
Kilmer	1	1	0	0	0	0	0	6
Anderson	0	0	0	0	0	1	2	0
Saints	27	9	13	5	27/27	14/32	1	233
Opponents	48	22	25	1	46/48	15/29	0	379

PASSING	Att	Cmp	Yds	Cmp%	Yds/Att	TD	TD%	Int	Int%	Long	Sk/Yds	Rating
Cuzzo	260	134	1562	51.5	6.01	7	2.7	12	4.6	49	33/236	59.8
Kilmer	204	97	1341	47.5	6.57	6	2.9	11	5.4	96	18/147	56.4
Wood	11	5	62	45.5	5.64	0	0.0	0	0.0	27	1/8	63.4
Barrington	2	0	0	0.0	0.00	0	0.0	0	0.0	0	0/0	39.6
McNeill	1	1	24	100.0	24.00	0	0.0	0	0.0	24	0/0	118.8
Saints	478	237	2989	49.6	6.25	13	2.7	23	4.8	96	52/391	58.5
Opponents	410	207	3035	50.5	7.40	25	6.1	22	5.4	76	23/199	73.0

OWNERSHIP FOOTBALL ADMINISTRATION RECORDS HISTORY

OWNERSHIP FOOTBALL ADMINISTRATION RECORDS HISTORY

1968 SAINTS STATISTICS

RECORD: 4-9-1 FINISH: 3rd-CENTURY

Date	W/L	Score	Opponent	Attendance	RUSHING	No	Yds	Avg	LG	TD	PUNT RET	Ret	FC	Yds	Avg	LG	TD	
9/15	L	10-24	Cleveland	74,215	McCall	155	637	4.1	48	4	Gilliam	15	7	60	4.0	21	0	
9/22	W	31-17	Washington	65,941	Lorick	104	344	3.3	36	0	Brown	8	1	60	7.5	53t	1	
9/29	L	20-21	at St. Louis	79,021	Schultz	43	152	3.5	15	0	Gene Howard	8	5	42	5.3	12	0	
10/6	L	21-38	at New York Giants	60,967	Barrington	45	111	2.5	22	0	Nevelt	3	0	-9	-3.0	0	0	
10/13	W	20-17	Minnesota	71,105	Wheelwright	21	99	4.7	15	1	Douglas	0	1	0	---	---	0	
10/20	W	16-12	at Pittsburgh	32,303	Kilmer	21	97	4.6	22	2	Saints	34	14	153	4.5	53t	1	
10/27	L	17-31	at St. Louis	45,476	Gilliam	2	36	18.0	29	0	Opponents	30	17	320	10.7	86t	1	
11/3	L	3-17	Dallas	84,728	Abramowicz	2	27	13.5	18	0								
11/10	L	17-35	at Cleveland	71,025	Poage	1	22	22.0	22	0	KICKOFF RET	No	Yds	Avg	LG	TD		
11/17	L	7-29	at Green Bay (Mil.)	49,644	South	4	5	1.3	2	0	Gene Howard	23	553	23.2	36	0		
11/24	T	20-20	at Detroit	46,152	Baker	4	2	0.5	3	0	Gilliam	15	328	21.9	48	0		
12/1	L	17-23	Chicago	78,285	McNeill	2	1	0.5	15	0	Brown	8	137	17.1	28	0		
12/8	L	17-29	at Philadelphia	57,128	Whitsell	1	-1	-1.0	-1	0	Nevelt	2	94	47.0	31	0		
12/15	W	24-14	Pittsburgh	66,131	Saints	409	1527	3.7	48	7	Douglas	1	10	10.0	10	0		
					Opponents	439	2105	4.8	77t	13	Kelley	1	5	5.0	5	0		

TEAM STATISTICS	N.O.	OPP.
TOTAL FIRST DOWNS	224	228
Rushing	80	97
Passing	122	109
Penalty	22	22
POSSESSION AVG.		
TOTAL NET YARDS	3863	4291
Avg. Per Game	275.9	306.5
Total Plays	881	839
Avg. Per Play	4.4	5.1
NET YARDS RUSHING	1527	2105
Avg. Per Game	109.1	150.4
Total Rushes	409	439
NET YARDS PASSING	2336	2186
Avg. Per Game	166.9	156.1
Sacked/Yards Lost	33/213	34/297
Gross Yards	2549	2483
Att./Completions	439/210	366/153
Completion Pct.	47.8	41.8
Had Intercepted	29	16
PUNTS/AVERAGE	75/37.6	69/40.8
NET PUNTING AVG.	75/32.3	69/37.4
PENALTIES/YARDS	82/843	74/757
FUMBLES/BALL LOST	19/11	33/26
TOUCHDOWNS	27	42
Rushing	7	13
Passing	17	25
Returns	3	4

Score by Periods	1	2	3	4	OT	TOT
Saints	71	79	51	45	0	246
Opponents	44	95	67	121	0	327

SCORING	TD	Ru	Pa	Rt	PAT	FG	S	TP
Durkee	0	0	0	0	27/27	19/37	0	84
Abramowicz	7	0	0	0	0	0	0	42
McCall	6	4	2	0	0	0	0	36
Lorick	3	0	3	0	0	0	0	18
Hester	2	0	2	0	0	0	0	12
Kilmer	2	2	0	0	0	0	0	12
Stickles	2	0	2	0	0	0	0	12
Barrington	1	0	1	0	0	0	0	6
Brown	1	0	1	0	0	0	0	6
Burris	1	0	1	0	0	0	0	6
Wheelwright	1	0	0	0	0	0	0	6
Whitsell	1	0	0	0	0	0	0	6
Saints	27	7	17	3	27/27	19/37	0	246
Opponents	42	13	25	4	37/42	12/27	1	327

PASSING	Att	Cmp	Yds	Cmp%	Yds/Att	TD	TD%	Int	Int%	Long	Sk/Yds	Rating
Kilmer	315	167	2060	53.0	6.54	15	4.8	17	5.4	51	26/170	66.9
Sweetan	78	27	318	34.6	4.08	1	1.3	9	11.5	42	5/29	12.6
South	38	14	129	36.8	3.39	1	2.6	3	7.9	19	2/14	22.8
Barrington	6	2	42	33.3	7.00	0	0.0	0	0.0	23	0.0	59.0
McCall	1	0	0	0.0	0.00	0	0.0	0	0.0	0	0.0	39.6
Parks	1	0	0	0.0	0.00	0	0.0	0	0.0	0	0.0	39.6
Saints	439	210	2549	47.8	5.81	17	3.9	29	6.6	51	33/213	51.5
Opponents	366	153	2483	41.8	6.78	25	6.8	16	4.4	68t	34/297	69.7

1969 SAINTS STATISTICS

RECORD: 5-9 FINISH: 3rd-CAPITOL

Date	W/L	Score	Opponent	Attendance	RUSHING	No	Yds	Avg	LG	TD	PUNT RET	Ret	FC	Yds	Avg	LG	TD
9/21	L	20-26	Washington	73,147	Livingston	181	761	4.2	18	5	Dodd	15	9	106	7.1	21	0
9/28	L	17-21	Dallas	79,567	Baker	134	642	4.8	54	1	Gene Howard	9	0	73	8.1	30	0
10/5	L	17-36	at Los Angeles	54,879	Wheelwright	25	85	3.4	17	4	Thompson	4	1	25	6.3	12	0
10/12	L	17-27	Cleveland	71,274	Shy	21	75	3.6	22	1	Barrington	1	0	8	8.0	8	0
10/19	L	10-30	Baltimore	80,636	Abramowicz	3	61	20.3	28	0	Ward	1	1	5	5.0	5	0
10/26	L	10-13	at Philadelphia	60,658	Barrington	7	33	4.7	17	1	Lorick	0	1	0	---	---	0
11/2	W	51-42	at St. Louis	46,718	Kilmer	11	18	1.6	12	0	Saints	30	12	217	7.2	30	0
11/9	L	17-33	at Dallas	68,282	Hargett	5	15	3.0	11	0	Opponents	27	5	176	6.5	39	0
11/16	W	25-24	at New York Giants	62,927	Dodd	3	12	4.0	9	0							
11/23	W	43-38	San Francisco	71,448	Lorick	5	11	2.2	6	0	KICKOFF RET	No	Yds	Avg	LG	TD	
11/30	W	26-17	Philadelphia	72,805	Poage	1	-3	-3.0	-3	0	Barrington	17	394	23.2	54	0	
12/7	L	17-45	at Atlanta	57,021	Looney	3	-5	-1.7	4	0	Shy	16	447	27.9	57	0	
12/14	L	14-17	at Washington	50,354	Saints	399	1705	4.3	54	12	Gene Howard	9	227	25.2	86	0	
12/21	W	27-24	Pittsburgh	72,256	Opponents	419	1835	4.4	66t	15	Dodd	8	171	21.4	28	0	

TEAM STATISTICS	N.O.	OPP.
TOTAL FIRST DOWNS	282	242
Rushing	93	88
Passing	158	131
Penalty	31	23
POSSESSION AVG.		
TOTAL NET YARDS	4679	5018
Avg. Per Game	334.2	358.4
Total Plays	879	822
Avg. Per Play	5.3	6.1
NET YARDS RUSHING	1705	1825
Avg. Per Game	121.8	131.1
Total Rushes	399	413
NET YARDS PASSING	2974	3183
Avg. Per Game	212.4	227.4
Sacked/Yards Lost	27/241	21/199
Gross Yards	3215	3382
Att./Completions	453/245	382/200
Completion Pct.	54.1	52.4
Had Intercepted	20	12
PUNTS/AVERAGE	49/41.4	58/41.6
NET PUNTING AVG.	49/36.6	58/36.1
PENALTIES/YARDS	83/943	81/773
FUMBLES/BALL LOST	20/12	20/10
TOUCHDOWNS	35	49
Rushing	12	15
Passing	22	32
Returns	1	2

Score by Periods	1	2	3	4	OT	TOT
Saints	37	109	96	69	0	311
Opponents	87	143	70	93	0	393

SCORING	TD	Ru	Pa	Rt	PAT	FG	S	TP
Dempsey	0	0	0	0	33/35	22/41	0	99
Livingston	8	5	3	0	0	0	0	48
Abramowicz	7	0	0	0	0	0	0	42
Wheelwright	4	1	0	0	0	0	0	30
Poage	4	0	4	0	0	0	0	24
Parks	3	0	3	0	0	0	0	18
Baker	2	1	1	0	0	0	0	12
Shy	2	1	1	0	0	0	0	12
Barrington	1	1	0	0	0	0	0	6
Dodd	1	0	1	0	0	0	0	6
Hester	1	0	1	0	0	0	0	6
Preece	1	0	0	0	0	0	0	6
Saints	35	12	22	1	33/35	22/41	1311	
Opponents	49	15	32	2	47/49	16/29	2393	

PASSING	Att	Cmp	Yds	Cmp%	Yds/Att	TD	TD%	Int	Int%	Long	Sk/Yds	Rating
Kilmer	360	193	2532	53.6	7.03	20	5.6	17	4.7	52	22/212	74.9
Hargett	52	31	403	59.6	7.75	0	0.0	0	0.0	32	3/18	84.1
Ninowski	34	17	227	50.0	6.68	1	2.9	2	5.9	70	1/11	56.9
Livingston	4	3	38	75.0	9.50	1	25.0	1	25.0	14	0.0	104.2
Barrington	2	1	15	50.0	7.50	0	0.0	0	0.0	15	1.0	75.0
Looney	1	0	0	0.0	0.00	0	0.0	0	0.0	0	0.0	39.6
Saints	453	245	3215	54.1	7.10	22	4.9	20	4.4	70	27/241	74.5
Opponents	382	200	3382	52.4	8.85	32	8.4	12	3.1	88t	21/199	97.4

1970 SAINTS STATISTICS

RECORD: 2-11-1 FINISH: 4th-NFC WEST

Date	W/L	Score	Opponent	Attendance	RUSHING	No	Yds	Avg	LG	TD	PUNTING	No	Yds	Avg	Net	TB	I20	LG	B
9/20	L	3-14	Atlanta	77,042	Baker	82	337	4.1	29	1	Fagan	77	3269	42.5	35.8	4	64	2	64
9/27	L	0-26	at Minnesota	47,900	Barrington	72	228	3.2	16	2	Saints	77	3269	42.5	35.8	4	64	2	64
10/4	W	14-10	New York Giants	69,126	Otis	71	211	3.0	15	0	Opponents	56	2265	40.4	33.4	9	60	1	60
10/11	L	17-24	at St. Louis	45,294	Pitts	32	96	3.0	11	0									
10/18	T	20-20	at San Francisco	39,446	Davis	27	94	3.5	25	0	PUNT RET	Ret	FC	Yds	Avg	LG	TD		
10/25	L	14-32	at Atlanta	58,850	McCall	23	63	2.7	11	1	Dodd	14	3	129	9.2	41	0		
11/1	L	17-30	Los Angeles	77,861	Wheelwright	16	45	2.8	9	0	Gene Howard	5	0	14	2.8	5	0		
11/8	W	19-17	Detroit	66,910	Kilmer	12	42	3.5	15	0	Lyons	5	3	34	6.8	27	0		
11/15	L	10-21	at Miami	42,866	Dodd	5	31	6.2	16	0	Hollas	4	6	22	5.5	11	0		
11/22	L	6-31	Denver	66,837	Livingston	10	29	2.9	10	0	Wyatt	1	1	15	15.0	15	0		
11/29	L	6-26	at Cincinnati	59,342	Poage	1	13	13.0	13	0	Saints	29	13	214	7.4	41	1		
12/6	L	16-34	at Los Angeles	66,410	Abramowicz	1	7	7.0	7	0	Opponents	41	22	434	10.6	77	1		
12/13	L	27-38	San Francisco	61,940	Hargett	4	7	1.8	7	0									
12/20	L	3-24	Chicago	63,518	Dusenbery	4	6	1.5	3	0	KICKOFF RET	No	Yds	Avg	LG	TD			

TEAM STATISTICS	N.O.	OPP.
TOTAL FIRST DOWNS	183	263
Rushing	55	100
Passing	112	150
Penalty	16	13
3rd Down: Made/Att.	67/198	84/193
3rd Down: Pct.	33.8	43.5
4th Down: Made/Att.	0/1	3/5
4th Down: Pct.	0.0	60.0

POSSESSION AVG.	OPPONENTS
TOTAL NET YARDS	3673
Avg. Per Game	262.4
Total Plays	814
Avg. Per Play	4.5
NET YARDS RUSHING	1215
Avg. Per Game	86.8
Total Rushes	371
NET YARDS PASSING	2458
Avg. Per Game	175.6
Sacked/Yards Lost	28/232
Gross Yards	2690
Att./Completions	415/213
Completion Pct.	51.3
Had Intercepted	22

PUNTS/AVERAGE	OPPONENTS
NET PUNTING AVG.	77/35.8
PENALTIES/YARDS	91/1029
FUMBLES/BALL LOST	27/18
TOUCHDOWNS	17
Rushing	4
Passing	11
Returns	2

SCORE BY PERIODS	OPPONENTS
Saints	59
Opponents	68

SCORING	TD	Ru	Pa	Rt	PAT	FG	S	TP
Dempsey	0	0	0	0	16/17	18/34	0	70
Abramowicz	5	0	0	0	0	0	0	30
Barrington	2	0	0	0	0	0	0	12
Burrough	2	0	0	0	0	0	0	12
Dodd	2	0	1	0	0	0	0	12
Parks	2	0	2	0	0	0	0	12
Baker	1	1	0	0	0	0	0	6
McCall	1	1	0	0	0	0	0	6
Morgan	1	0	0	1	0	0	0	6
Poage	1	0	1	0	0	0	0	6
Saints	17	4	11	2	16/17	18/34	0	172
Opponents	40	15	19	6	38/40	23/34	0	347

1970 NFC WEST STANDINGS	Saints Finish:	4th place		
San Francisco	10	3	1	.769
Los Angeles	8	5	1	.615
Atlanta	4	8	2	.333
New Orleans	2	11	1	.179

PASSING	Att	Cmp	Yds	Cmp%	Yds/Att	TD	TD%	Int	Int%	Long	Sk/Yds	Rating
Kilmer	237	135	1557	57.0	6.57	6	2.5	17	7.2	46	19/155	55.5
Hargett	175	78	1133	44.6	6.47	5	2.9	5	2.9	49	9/77	63.8
Ramsay	2	0	0	0.0	0.0	0	0.0	0	0.0	0	0	39.6
Dodd	1	0	0	0.0	0.0	0	0.0	0	0.0	0	0	39.6
Saints	415	213	2690	51.3	6.48	11	2.7	22	5.3	49	28/232	58.6
Opponents	430	238	3197	55.3	7.43	19	4.4	22	5.1	74	17/136	72.6

RECORDS	TD	Ru	Pa	Rt	PAT	FG	S	TP
Dempsey	0	0	0	0	16/17	18/34	0	70
Abramowicz	5	0	0	0	0	0	0	30
Barrington	2	0	0	0	0	0	0	12
Burrough	2	0	0	0	0	0	0	12
Dodd	2	0	1	0	0	0	0	12
Parks	2	0	2	0	0	0	0	12
Baker	1	1	0	0	0	0	0	6
McCall	1	1	0	0	0	0	0	6
Morgan	1	0	0	1	0	0	0	6
Poage	1	0	1	0	0	0	0	6
Saints	17	4	11	2	16/17	18/34	0	172
Opponents	40	15	19	6	38/40	23/34	0	347

SACKS	Saints	Opp.
SACKS: Saints	17.0	Opp. 28.0

1971 SAINTS STATISTICS

RECORD: 4-8-2 FINISH: 4th-NFC WEST

Date	W/L	Score	Opponent	Attendance	RUSHING	No	Yds	Avg	LG	TD	PUNT RET	Ret	FC	Yds	Avg	LG	TD	
9/19	W	24-20	Los Angeles	70,915	Strong	95	404	4.3	39	3	Dodd	13	4	88	6.8	14	0	
9/26	L	20-38	San Francisco	81,595	Gresham	127	383	3.0	18	6	Moore	2	1	12	6.0	9	0	
10/3	T	13-13	at Houston	47,966	Ford	93	379	4.1	35	2	Abramowicz	1	4	0	0.0	0	0	
10/10	L	14-35	at Chicago	55,049	Manning	33	172	5.2	17	4	Hollas	0	7	0	---	---	0	
10/17	W	24-14	Dallas	83,088	Granger	32	139	4.3	16	1	Saints	16	16	100	6.3	14	0	
10/24	L	6-28	at Atlanta	58,850	Baker	29	125	4.3	20	0	Opponents	43	11	251	5.8	28	0	
10/31	L	14-24	at Washington	53,041	Robinson	29	96	3.3	12	1								
11/7	T	21-21	Oakland	83,102	Hargett	9	24	2.7	11	1	KICKOFF RET	No	Yds <th>Avg</th> <th>LG</th> <th>TD</th>	Avg	LG	TD		
11/14	W	26-20	at San Francisco	45,138	Dodd	1	7	7.0	7	0	Robinson	19	443	23.3	51	0		
11/21	L	10-23	Minnesota	83,130	Harris	1	1	1.0	1	0	Dodd	12	252	21.0	28	0		
11/28	W	29-21	at Green Bay (Mil.)	48,035	Parks	2	-2	-1.0	10	0	Moore	11	246	22.4	31	0		
12/5	L	28-45	at Los Angeles	73,610	Fagan	1	-17	-17.0	-17	0	Strong	9	134	14.9	20	0		
12/12	L	17-21	Cleveland	72,794	Saints	452	1711	3.8	39	18	Gresham	3	60	20.0	26	0		
12/19	L	20-24	Atlanta	75,954	Opponents	495	2200	4.4	80	18	Absher	1	3	3.0	3	0		

TEAM STATISTICS	N.O.	OPP.
TOTAL FIRST DOWNS	242	260
Rushing	105	129
Passing	106	110
Penalty	17	203
3rd Down: Made/Att.	62/194	74/182
3rd Down: Pct.	32.0	40.7
4th Down: Made/Att.	4/8	5/6
4th Down: Pct.	50.0	83.3

POSSESSION AVG.	OPPONENTS
TOTAL NET YARDS	3666
Avg. Per Game	261.9
Total Plays	889
Avg. Per Play	4.1
NET YARDS RUSHING	1711
Avg. Per Game	122.2
Total Rushes	452
NET YARDS PASSING	1955
Avg. Per Game	139.6
Sacked/Yards Lost	50/400
Gross Yards	2355
Att./Completions	387/182
Completion Pct.	47.0
Had Intercepted	14

PUNTS/AVERAGE	OPPONENTS
NET PUNTING AVG.	77/31.4
PENALTIES/YARDS	85/869
FUMBLES/BALL LOST	29/11
TOUCHDOWNS	18
Rushing	31
Passing	12
Returns	1

SCORE BY PERIODS	OPPONENTS
Saints	38
Opponents	86

1971 NFC WEST STANDINGS	Saints Finish:	4th place		
San Francisco	9	5	0	.643
Los Angeles	8	5	1	.615
Atlanta	7	6	1	.538
New Orleans	4	8	2	.357

SCORING	TD	Ru	Pa	Rt	PAT	FG	S	TP
Durkee	0	0	0	0	24/25	16/23	0	72
Gresham	6	0	0	0	0	0	0	36
Abramowicz	5	0	0	0	0	0	0	30
Parks	5	0	0	0	0	0	0	30
Manning	4	0	0	0	0	0	0	24
Strong	3	3	0	0	0	0	0	18
Ford	2	2	0	0	0	0	0	12
Robinson	2	1	1	0	0	0	0	12
Butler	0	0	0	5/6	1/5	0	0	6
Baker	1	0	1	0	0	0	0	6
Granger	1	1	0	0	0	0	0	6
Hargett	1	1	0	0	0	0	0	6
Wyatt	1	0	1	0	0	0	0	6
Saints	31	18	12	1	29/31	17/28	0	266
Opponents	44	18	20	6	43/43	13/26	0	347

SACKS	Saints	Opp.
SACK		

1974 SAINTS STATISTICS

RECORD: 5-9 FINISH: 3rd-NFC WEST

Date	W/L	Score	Opponent	Attendance	RUSHING	No	Yds	Avg	LG	TD	PUNT RET	Ret	FC	Yds	Avg	LG	TD	
9/15	L	13-17	San Francisco	65,071	Maxson	165	714	4.3	66	2	Stevens	37	7	376	10.2	40	0	
9/22	L	0-24	at Los Angeles	64,178	Phillips	174	556	3.2	14	2	Farasopoulos	3	0	36	12.0	18	0	
9/29	W	14-13	Atlanta	62,273	Manning	28	204	7.3	26	1	Jackson	2	0	3	1.5	3	0	
10/6	L	10-24	at Chicago	45,818	Stevens	43	190	4.4	25	1	McNeill	1	0	0	0.0	0	0	
10/13	L	17-33	at Denver	51,831	DeGrenier	33	110	3.3	10	0	Saints	43	7	415	9.7	40	0	
10/20	W	13-3	at Atlanta	47,217	McNeill	22	90	4.1	24	1	Opponents	59	1	906	15.4	72	2	
10/27	W	14-10	Philadelphia	64,257	Butler	21	74	3.5	10	0								
11/3	L	14-19	at Detroit	43,256	Cipa	12	35	2.9	15	1	KICKOFF RET	No	Yds	Avg	LG	TD		
11/10	L	0-21	Miami	74,289	Seal	2	7	3.5	6	1	Stevens	33	749	22.7	41	0		
11/17	W	20-7	Los Angeles	57,287	Parker	2	2	1.0	6	0	Phillips	7	124	17.7	27	0		
11/25	L	7-28	Pittsburgh	71,907	Scott	1	1	1.0	1	0	Coleman	2	13	6.5	9	0		
12/1	L	9-29	at Minnesota	44,202	Saints	503	1983	3.9	66	9	Federspiel	2	20	10.0	12	0		
12/8	W	14-0	St. Louis	57,152	Opponents	447	1758	3.9	33	11	Middletton	2	18	9.0	11	0		
12/15	L	21-35	at San Francisco	40,418							Butler	1	12	12.0	12	0		

TEAM STATISTICS	N.O.	OPP.	RECEIVING	No	Yds	Avg	LG	TD
TOTAL FIRST DOWNS	233	226	Parker	41	455	11.1	58	4
Rushing	117	104	Seal	32	466	14.6	42	3
Passing	91	105	Newland	27	490	18.1	79	2
Penalty	25	17	Stevens	13	81	6.2	20	0
3rd Down: Made/Att.	66/191	56/165	Phillips	11	55	5.0	17	0
3rd Down: Pct.	34.6	33.9	Beasley	5	85	17.0	30	0
4th Down: Made/Att.	5/9	5/8	McNeill	4	13	3.3	8	0
4th Down: Pct.	55.6	62.5	DeGrenier	4	13	3.3	8	0

POSSESSION AVG.	TOTAL NET YARDS	Avg. Per Game	Total Plays	NET YARDS RUSHING	Avg. Per Game	Total Rushes	NET YARDS PASSING	Avg. Per Game	Sacked/Yards Lost	Gross Yards	Att./Completions	Completion Pct.	Had Intercepted	PUNTS/AVERAGE	NET PUNTING AVG.	PENALTIES/YARDS	FUMBLES/BALL LOST	TOUCHDOWNS	Rushing	Passing	Returns
33.9	3744	267.4	929	1983	141.6	503	1761	125.3	37/276	2037	389/185	47.6	21	91/41.8	91/30.3	75/598	26/12	20	9	10	1
33.9	3797	271.2	853	1758	125.6	447	2039	145.6	37/291	2330	369/193	52.3	16	77/42.5	77/35.3	77/690	37/19	34	34	3	

1974 NFC WEST STANDINGS	Saints Finish:	3rd place		
Los Angeles	10	4	0	.714
San Francisco	6	8	0	.429
New Orleans	5	9	0	.357
Atlanta	3	11	0	.214

1974 NFC WEST STANDINGS	Saints Finish:	3rd place
Opponents: (19G, 24N) (30G, 21G, 27G)		
(30G) (24N) (47G) (28N, 18G) (37G, 40N, 36G) () (36N) (49N) (25G) (35N) ()		

Score by Periods	1	2	3	4	OT	TOT
Saints	30	64	34	38	0	166
Opponents	72	89	33	69	0	263

SCORING	TD	Ru	Pa	Rt	PAT	FG	S	TP
McClard	0	0	0	0	19/20	9/16	0	24
Parker	4	0	4	0	0	0	0	46
Seal	4	1	3	0	0	0	0	24
Maxson	3	2	1	0	0	0	0	18
Newland	2	0	2	0	0	0	0	12
Phillips	2	2	0	0	0	0	0	12
Cipa	1	1	0	0	0	0	0	6
Manning	1	1	0	0	0	0	0	6
McNeill	1	1	0	0	0	0	0	6
Schmidt	1	0	0	1	0	0	0	6
Stevens	1	1	0	0	0	0	0	6
Saints	20	9	10	1	19/20	9/16	0	166
Opponents	34	11	17	6	29/31	10/17	0	263

PASSING	Att	Cmp	Yds	Cmp%	Yds/Att	TD	TD%	Int	Int%	Long	Sk/Yds	Rating
Manning	261	134	1429	51.3	5.48	6	2.3	16	6.1	79	26/172	49.8
Scott	71	31	366	43.7	5.15	4	5.6	4	5.6	36	6/62	55.3
Cipa	55	20	242	36.4	4.40	0	0.0	0	0.0	30	4/36	50.7
McClard	1	0	0	0.0	0.00	0	0.0	1	100.0	0	0/0	0.0
Parker	1	0	0	0.0	0.00	0	0.0	0	0.0	0	1/6	39.6
Saints	389	185	2037	47.6	5.24	10	2.6	21	5.4	79	37/276	49.6
Opponents	369	193	2330	52.3	6.31	17	4.6	16	4.3	57	37/291	69.3

1975 SAINTS STATISTICS

RECORD: 2-12 FINISH: 4th-NFC WEST

Date	W/L	Score	Opponent	Attendance	RUSHING	No	Yds	Avg	LG	TD	PUNT RET	Ret	FC	Yds	Avg	LG	TD	
9/21	L	3-41	at Washington	54,414	Strachan	161	668	4.1	21	2	Chapman	17	3	207	12.2	42	0	
9/28	L	0-21	Cincinnati	52,531	Maxson	139	371	2.7	14	3	Schmidt	11	0	76	6.9	17	0	
10/5	L	7-14	at Atlanta	29,444	McNeill	61	206	3.4	17	2	Myers	10	1	70	7.0	16	0	
10/12	W	20-19	Green Bay	51,371	Manning	33	186	5.6	16	1	DeRatt	2	1	17	8.5	10	0	
10/19	L	21-35	at San Francisco	39,990	Jones	42	108	2.6	18	1	Spencer	1	0	0	0.0	0	0	
10/26	L	14-38	at Los Angeles	54,723	Rogers	17	62	3.6	22	0	Saints	41	5	370	9.0	42	0	
11/2	W	23-7	Atlanta	49,342	Baker	1	21	21.0	21	0	Opponents	61	0	675	11.1	65	1	
11/9	L	10-48	at Oakland	51,267	Seal	1	10	10.0	10	0								
11/16	L	7-20	Minnesota	52,765	Burton	2	8	4.0	5	0	KICKOFF RET	No	Yds	Avg	LG	TD		
11/23	L	6-16	San Francisco	40,328	Cipa	6	2	0.3	3	0	Chapman	28	614	21.9	36	0		
11/30	L	16-17	at Cleveland	44,753	Saints	463	1642	3.5	22	9	McNeill	10	276	27.6	88	0		
12/7	L	7-14	Los Angeles	39,358	Opponents	507	1930	3.8	54	15	Maxson	6	103	17.2	24	0		
12/14	L	14-28	at New York Giants	40,150							Rogers	6	98	16.3	19	0		
12/21	L	17-42	Chicago	33,371							Spencer	5	68	13.6	19	0		

TEAM STATISTICS	N.O.	OPP.	RECEIVING	No	Yds	Avg	LG	TD
TOTAL FIRST DOWNS	215	251	Strachan	41	234	5.7	33	0
Rushing	109	105	Seal	30	224	7.5	27	0
Passing	82	125	McNeill	28	414	14.8	38	1
Penalty	24	21	Burton	16	305	19.1	71	2
3rd Down: Made/Att.	74/215	92/207	Hamilton	12	210	17.5	44	0
3rd Down: Pct.	34.4	44.4	Childs	10	179	17.9	38	0
4th Down: Made/Att.	0/0	0/0	Jones	10	52	5.2	12	0
4th Down: Pct.	0.0	0.0	Parker	9	123	13.7	32	2
POSSESSION AVG.	0.0	0.0	Herrmann	3	47	15.7	28	1
TOTAL NET YARDS	3187	4317	Chapman	1	7	7.0	7	0
Avg. Per Game	227.6	308.4	Rogers	1	2	2.0	2	0
Total Plays	908	889	Saints	181	1961	10.8	71	8
Avg. Per Play	3.5	4.9	Opponents	206	2587	12.6	60	25

FIELD GOALS	1-19	20-29	30-39	40-49	50+
McClard	0/0	4/6	2/4	1/4	2/2
Saints	0/0	4/6	2/4	1/4	2/2
Opponents	2/2	3/6	4/6	1/3	0/0

1975 NFC WEST STANDINGS	Saints Finish:	4th place
Opponents: (19G, 24N) (30G, 21G, 27G)		
(30G) (24N) (47G) (28N, 18G) (37G, 40N, 36G) () (36N) (49N) (25G) (35N) ()		

Score by Periods	1	2	3	4	OT	TOT
Saints	16	48	40	61	0	165
Opponents	97	97	60	106	0	360

SCORING	TD	Ru	Pa	Rt	PAT	FG	S	TP
Szaro	0	0	0	0	17/17	10/16	0	24
McNeill	4	2	2	0	0	0	0	47
Maxson	3	3	0	0	0	0	0	18
Burton	2	0	2	0	0	0	0	12
Parker	2	0	2	0	0	0	0	12
Strachan	2	2	0	0	0	0	0	12
Chambers	1	0	0	1	0	0	0	6
Herrmann	1	0	0	0	0	0	0	6
Jones	1	1	0	0	0	0	0	6
Manning	1	1	0	0	0	0	0	6
Myers	1	0	0	1	0	0	0	6
Seal	1	0	1	0	0	0	0	6
McClard	0	0	0	0	1/1	1/5	0	4
Saints	19	9	8	2	18/18	11/21	0	165</

1976 SAINTS STATISTICS

RECORD: 4-10 FINISH: 3rd-NFC WEST

Date	W/L	Score	Opponent	Attendance	SCORING	TD	Ru	Pa	Rt	PAT	FG	S	TP	PUNTING	No	Yds	Avg	Net	TB	LG	B		
9/12	L	9-40	Minnesota	58,156	Szaro	0	0	0	25/29	18/23	0	79		Blanchard	101	3974	39.3	31.0	5	14	63	0	
9/19	L	6-24	Dallas	61,413	Galbreath	8	7	1	0	0	0	48		Saints	101	3974	39.3	31.0	5	14	63	0	
9/26	W	27-17	at Kansas City	53,918	Childs	4	1	3	0	0	0	24		Opponents	88	3469	39.4	32.9	10	16	67	1	
10/3	L	26-31	Houston	51,973	Burton	2	0	2	0	0	0	12											
10/10	W	30-0	Atlanta	51,521	Douglass	2	2	0	0	0	0	12											
10/17	L	3-33	at San Francisco	43,160	Merlo	2	0	0	2	0	0	12											
10/24	L	10-16	Los Angeles	51,984	Muncie	2	2	0	0	0	0	12											
10/31	L	20-23	at Atlanta	34,127	Strachan	2	2	0	0	0	0	12											
11/7	L	27-32	at Green Bay (Mil.)	52,936	Capone	1	0	0	1	0	0	6											
11/14	W	17-16	Detroit	42,048	Maxson	1	0	0	0	0	0	6											
11/21	W	51-27	at Seattle	61,865	Myers	1	0	0	1	0	0	6											
11/28	L	14-33	at Los Angeles	54,906	Owens	1	0	1	0	0	0	6											
12/5	L	6-27	at New England	53,592	Price	1	0	0	1	0	0	6											
12/12	L	7-27	San Francisco	42,536	Scott	1	0	1	0	0	0	6											

TEAM STATISTICS	N.O.	OPP	TD	Ru	Pa	Rt	PAT	FG	S	TP	PUNTING	No	Yds	Avg	Net	TB	LG	B
TOTAL FIRST DOWNS	226	275	29	16	8	5	25/29	18/23	0	253	Galbreath	20	399	20.0	32	0	0	0
Rushing	92	129	44	22	18	4	36/44	14/17	2346	Maxson	11	191	17.4	28	0	0	0	
Passing	111	121	4	22	18	4	36/44	14/17	2346	McQuay	8	151	18.9	28	0	0	0	
Penalty	23	25	0	0	0	0	0	0	0	Thaxton	3	185	23.1	41	0	0	0	
3rd Down: Made/Att.	63/210	81/214	0	0	0	0	0	0	0	Chapman	8	63	21.0	26	0	0	0	
3rd Down: Pct.	29.0	37.9	0	0	0	0	0	0	0	Muncie	3	69	23.0	28	0	0	0	
4th Down: Made/Att.	2/2	0/0	0	0	0	0	0	0	0	Athas	2	68	34.0	39	0	0	0	
4th Down: Pct.	100.0	0.0	0	0	0	0	0	0	0	Capone	2	17	8.5	14	0	0	0	

POSSESSION AVG.	TD	Ru	Pa	Rt	PAT	FG	S	TP	PUNTING	No	Yds	Avg	Net	TB	LG	B	
TOTAL NET YARDS	3759	4491	29	16	8	5	25/29	18/23	0	253	Galbreath	20	399	20.0	32	0	0
Avg. Per Game	268.5	320.8	4	22	18	4	36/44	14/17	2346	Maxson	11	191	17.4	28	0	0	0
Total Plays	42	47	0	0	0	0	0	0	0	Strachan	66	258	3.9	31	2	0	0
NET YARDS RUSHING	1775	2289	0	0	0	0	0	0	0	Childs	1	6	6.0	6	0	0	0
Avg. Per Game	126.8	163.5	0	0	0	0	0	0	0	Hart	1	12	12.0	12	0	0	0
Total Rushes	431	554	0	0	0	0	0	0	0	Kim Jones	1	12	12.0	12	0	0	0
NET YARDS PASSING	1984	2202	0	0	0	0	0	0	0	Saints	62	1173	18.9	41	0	0	0
Avg. Per Game	141.7	157.3	0	0	0	0	0	0	0	Opponents	54	1359	25.2	45	0	0	0
Sacked/Yards Lost	51/369	39/312	0	0	0	0	0	0	0	Opponents	54	1359	25.2	45	0	0	0

RECEIVING	No	Yds	Avg	LG	TD	FIELD GOALS	1-19	20-29	30-39	40-49	50+
Att./Completions	403/206	367/200	0	0	0	Szaro: (45G) (55N) (26G, 46N, 27G) (20G, 26G, 43G, 26G) (18G) (46G) (22G) () (30G, 32G) (37G, 48N) (46G, 36G, 21G) () (50G, 47N, 29G) (37N)	0	0	0	0	0
Completion Pct.	51.1	54.5	0	0	0	Opponents: (24G, 35G) (25G) (51N, 27G) (31G) () (19G, 31G) (49G) () (38G, 32N) (43G) () (33G, 25G) (43N) (45G, 23G)	0	0	0	0	0
Had Intercepted	14	12	0	0	0						

INTERCEPTIONS	No	Yds	Avg	LG	TD	1977 NFC WEST STANDINGS	W	L	T	Pct.
Merlo	4	142	35.5	83	2	Saints Finish: 3rd place				
Athas	2	22	11.0	22	0	Los Angeles	10	3	1	.750
Jackson	2	5	2.5	5	0	San Francisco	8	6	0	.571
Price	1	23	23.0	23	1	New Orleans	4	10	0	.286
Crist	1	20	20.0	20	0	Atlanta	4	10	0	.286
Myers	1	0	0.0	0	0	Seattle	2	12	0	.143
Spencer	1	0	0.0	0	0					
Saints	12	212	17.7	83	3					
Opponents	14	140	10.0	32	1					

PASSING	Att	Cmp	Yds	Cmp%	Yds/Att	TD	TD%	Int	Int%	Long	Sk/Yds	Rating
Douglass	213	103	1288	48.4	6.05	4	1.9	8	3.8	74	26/189	58.2
Scott	190	103	1065	54.2	5.61	4	2.1	6	3.2	60	24/162	64.5
Blanchard	0	0	0	0	0	0	0	0	0	0	1/18	0.0
Saints	403	206	2353	51.1	5.84	8	2.0	14	3.5	74	51/369	61.2
Opponents	367	200	2514	54.5	6.85	18	4.9	12	3.3	55	39/312	78.8

1977 SAINTS STATISTICS

RECORD: 3-11 FINISH: 4th-NFC WEST

Date	W/L	Score	Opponent	Attendance	SCORING	TD	Ru	Pa	Rt	PAT	FG	S	TP	INTERCEPTIONS	No	Yds	Avg	LG	TD	
9/18	L	20-24	Green Bay	56,250	Childs	9	0	0	0	0	0	54		Crist	4	6	1.5	6	0	
9/25	L	19-23	at Detroit	51,548	Szaro	0	0	0	0	29/31	5/12	0	44	Merlo	1	57	57.0	57	1	
10/2	W	42-24	at Chicago	51,488	Muncie	7	6	1	0	0	0	42		Chapman	1	16	16.0	16	0	
10/9	L	0-14	San Diego	53,942	Manning	5	5	0	0	0	0	30		Hughes	1	2	2.0	2	0	
10/16	L	7-14	at Los Angeles	46,045	Galbreath	3	3	0	0	0	0	18		Myers	1	2	2.0	2	0	
10/23	L	31-49	at St. Louis	48,417	Chapman	1	0	0	1	0	0	6		Jackson	1	0	0.0	0	0	
10/30	W	27-26	Los Angeles	59,023	Gilliam	1	0	1	0	0	0	6		Marsalis	1	0	0.0	0	0	
11/6	L	7-28	at Philadelphia	53,482	Grooms	1	0	1	0	0	0	6		Saints	10	83	8.3	57	1	
11/13	Lot	7-10	San Francisco	41,564	Merlo	1	0	0	1	0	0	6		Opponents	21	392	18.7	72	4	
11/20	W	21-20	Atlanta	43,135	Myers	1	0	0	1	0	0	6								
11/27	L	17-20	at San Francisco	33,702	Pollard	1	0	0	1	0	0	6								
12/4	L	13-16	New York Jets	40,464	Thaxton	1	0	1	0	0	0	6								
12/11	L	14-33	Tampa Bay	40,124	Saints	31	14	13	4	29/31	5/12	1232								
12/18	L	7-35	at Atlanta	36,895	Opponents	42	21	15	6	39/41	15/24	0336								

TEAM STATISTICS	N.O.	OPP	RUSHING	No	Yds	Avg	LG	TD	PUNT RET	Ret	FC	Yds	Avg	LG	TD
TOTAL FIRST DOWNS	223	272	201	811	4.0	36	6	3	Mauri	37	10	281	7.6	33	0
Rushing	115	153	168	644	3.8	26	3	0	Saints	37	10	281	7.6	33	0
Passing	96	103	55	271	4.9	18	0	5	Opponents	51	9	604	11.8	88	2
Penalty	12	16	39	270	6.9	27	5	0							
3rd Down: Made/Att.	71/201	89/215	0	0	0	0	0	0							
3rd Down: Pct.	35.3	41.4	0	0	0	0	0	0							
4th Down: Made/Att.	0/0	0/0	0	0	0	0	0	0							
4th Down: Pct.	0.0	0.0	0	0	0	0	0	0							

POSSESSION AVG.	TD	Ru	Pa	Rt	PAT	FG	S	TP	PUNTING	No	Yds	Avg	Net	TB	LG	B
TOTAL NET YARDS	3597	4622	29	16	8	5	25/29	18/23	0	253	Galbreath	20	399	20.0	32	0
Avg. Per Game	256.9	330.1	4	22	18	4	36/44	14/17	2346	Maxson	11	191	17.4	28	0	0
Total Plays	851	940	0	0	0											

1978 SAINTS STATISTICS

RECORD: 7-9 FINISH: 3rd-NFC WEST

Date	W/L	Score	Opponent	Attendance	RUSHING	No	Yds	Avg	LG	TD	KICKOFF RET	No	Yds	Avg	LG	TD
9/3	W	31-24	Minnesota	54,187	Galbreath	186	635	3.4	20	5	Chandler	32	760	23.8	38	0
9/10	L	17-28	at Green Bay (Mil.)	54,336	Muncie	160	557	3.5	28	7	Mauti	17	388	22.8	39	0
9/17	L	17-24	Philadelphia	49,242	Strachan	108	388	3.6	21	4	Chapman	9	149	16.6	28	0
9/24	W	20-18	at Cincinnati	40,455	Manning	38	202	5.3	19	1	Schwartz	3	151	17.0	19	0
10/1	L	20-26	Los Angeles	61,659	Kim Jones	9	31	3.4	8	0	Hardy	2	3	1.5	3	0
10/8	L	16-24	Cleveland	50,158	Ik. Harris	2	22	11.0	22	0	Holmes	1	18	18.0	18	0
10/15	W	14-7	at San Francisco	37,671	Chandler	2	10	5.0	10	0	Rice	1	15	15.0	15	0
10/22	W	10-3	at Los Angeles	47,574	Holmes	2	4	2.0	4	0	Saints	65	1384	21.3	39	0
10/29	W	28-17	New York Giants	58,807	Blanchard	2	0	0.0	0	0	Opponents	53	1035	19.5	56	0
11/5	L	14-20	at Pittsburgh	48,526	Scott	1	0	0.0	0	0						
11/12	L	17-20	Atlanta	70,323	Childs	2	-4	-2.0	-1	0						
11/19	L	7-27	at Dallas	57,920	Saints	512	1845	3.6	28	17						
11/26	L	17-20	at Atlanta	55,521	Opponents	574	2420	4.2	63	9						
12/3	W	24-13	San Francisco	50,068												
12/10	L	12-17	Houston	63,169												
12/17	W	17-10	at Tampa Bay	51,207												

TEAM STATISTICS	N.O.	OPP.
TOTAL FIRST DOWNS	295	286
Rushing	119	129
Passing	154	130
Penalty	22	27
3rd Down: Made/Att.	88/232	94/238
3rd Down Pct.	37.9	39.5
4th Down: Made/Att.	0/0	0/0
4th Down Pct.	0.0	0.0
POSSSESSION AVG.	30:28	29:32
TOTAL NET YARDS	4996	4884
Avg. Per Game	312.3	305.3
Total Plays	1028	1025
Avg. Per Play	4.9	4.8
NET YARDS RUSHING	1845	2420
Avg. Per Game	115.3	151.3
Total Rushes	512	574
NET YARDS PASSING	3151	2464
Avg. Per Game	196.9	154.0
Sacked/Yards Lost	37/301	33/236
Gross Yards	3452	2700
Att./Completions	479/294	418/215
Completion Pct.	61.4	51.4
Had Intercepted	16	21
PUNTS/AVERAGE	86/41.1	71/40.2
NET PUNTING AVG.	86/32.5	71/35.3
PENALTIES/YARDS	104/1044	103/929
FUMBLES/BALL LOST	32/15	37/20
TOUCHDOWNS	35	33
Rushing	17	9
Passing	17	21
Returns	1	3

Score by Periods	1	2	3	4	OT	TOT
Saints	54	102	37	88	0	281
Opponents	60	98	47	93	0	298

SCORING	TD	Ru	Pa	Rt	PAT	FG	S	TP
Galbreath	7	5	2	0	0/1	0/0	0	42
Muncie	7	7	0	0	0	0	0	42
Mike-Mayer	0	0	0	0	18/18	6/13	0	36
Childs	4	0	4	0	0	0	0	24
Ik. Harris	4	0	4	0	0	0	0	24
Strachan	4	4	0	0	0	0	0	24
Szaro	0	0	0	0	9/9	4/6	0	21
Chandler	2	0	2	0	0	0	0	12
Mauti	2	0	2	0	0	0	0	12
Owens	2	0	2	0	0	0	0	12
Leypoldt	0	0	0	0	4/5	2/3	0	10
Hardy	1	0	1	0	0	0	0	6
Manning	1	1	0	0	0	0	0	6
Myers	1	0	0	1	0	0	0	6
Jurich	0	0	0	0	2/2	0/3	0	2
Saints	35	17	17	1	33/33	12/25	1	281
Opponents	33	9	21	3	32/33	22/33	1	298

PASSING	Att	Cmp	Yds	Cmp%	Yds/Att	TD	TD%	Int	Int%	Long	Sk/Yds	Rating
Manning	471	291	3416	61.8	7.25	17	3.6	16	3.4	71	37/301	81.7
Scott	5	3	36	60.0	7.20	0	0.0	0	0.0	23	0/0	82.1
Ik. Harris	1	0	0	0.0	0.00	0	0.0	0	0.0	0	0/0	39.6
Muncie	1	0	0	0.0	0.00	0	0.0	0	0.0	0	0/0	39.6
Strachan	1	0	0	0.0	0.00	0	0.0	0	0.0	0	0/0	39.6
Saints	479	294	3452	61.4	7.21	17	3.5	16	3.3	71	37/301	81.2
Opponents	418	215	2700	51.4	6.46	21	5.0	21	5.0	80	33/236	67.7

FIELD GOALS	1-19	20-29	30-39	40-49	50+
Mike-Mayer	1/1	2/3	2/3	0/2	1/4
Szaro	0/0	2/2	2/2	0/2	0/0
Jurich	0/0	0/2	0/0	0/1	0/0
Leypoldt	0/0	1/2	1/1	0/0	0/0
Saints	1/1	5/9	5/6	0/5	1/4
Opponents	0/0	11/12	4/8	6/10	1/3

INTERCEPTIONS	No	Yds	Avg	LG	TD
Ik. Harris	6	167	27.8	97	1
Spencer	4	83	20.8	37	0
Brown	4	50	12.5	19	0
Federspiel	2	12	6.0	12	0
Hughes	2	11	5.5	7	0
Chapman	2	-4	-2.0	0	0
Felton	1	0	0.0	0	0
Saints	21	319	15.2	97	1
Opponents	16	198	12.4	56	1

PUNTING	No	Yds	Avg	Net	TB	I20	LG	B
Blanchard	84	3532	42.0	32.5	10	14	61	2
Saints	86	3532	41.1	32.5	10	14	61	2
Opponents	71	2851	40.2	35.3	5	17	59	1

1978 NFC WEST STANDINGS	W	L	T	Pct.
Los Angeles	12	4	0	.750
Atlanta	9	7	0	.563
New Orleans	7	9	0	.438
San Francisco	2	14	0	.125

1979 NFC WEST STANDINGS	W	L	T	Pct.
Los Angeles	12	4	0	.750
Atlanta	9	7	0	.563
New Orleans	7	9	0	.438
San Francisco	2	14	0	.125

1979 SAINTS STATISTICS

RECORD: 8-8 FINISH: 2nd-NFC WEST

Date	W/L	Score	Opponent	Attendance	SCORING	TD	Ru	Pa	Rt	PAT	FG	S	TP	PUNTING	No	Yds	Avg	Net	TB	I20	LG	B
9/2	L	34-40	Atlanta	70,940	Yepeerman	0	0	0	0	39/40	12/16	0	75	Partridge	57	2330	40.9	35.5	7	15	61	0
9/9	L	19-28	at Green Bay (Mil.)	53,184	Galbreath	10	9	1	0	1/2	2/3	0	67	Chandler	8	248	31.0	26.4	0	0	40	0
9/16	L	14-26	Philadelphia	54,212	Muncie	11	11	0	0	0	0	0	66	Erxleben	4	148	37.0	31.5	0	1	40	0
9/23	W	30-21	at San Francisco	39,727	Chandler	6	6	0	0	0	0	0	36	Saints	69	2726	39.5	34.2	7	16	61	0
9/30	W	24-14	New York Giants	51,543	Strachan	6	6	0	0	0	0	0	36	Opponents	71	2724	38.4	32.3	10	13	60	2
10/7	L	17-35	Los Angeles	68,986	Childs	5	0	5	0	0	0	0	30									
10/14	W	42-14	at Tampa Bay	67,640	Ik. Harris	2	0	2	0	0	0	0	12	PUNT RET	Ret	FC	Yds	Avg	LG	TD		
10/21	W	17-7	Detroit	57,428	Manning	2	2	0	0	0	0	0	12	Mauti	27	13	218	8.1	33	0		
10/28	W	14-10	at Washington	52,133	Erxleben	0	0	0	0	4/4	2/2	0	10	Chandler	3	3	13	4.3	8	0		
11/4	L	3-10	at Denver	74,482	Bordelon	1	0	0	1	0	0	0	6	Saints	30	16	231	7.7	33	0		
11/11	W	31-20	San Francisco	65,551	Hardy	1	0	1	0	0	0	0	6	Opponents	32	11	223	7.0	19	0		
11/18	L	24-38	at Seattle	60,055	Myers	1	0	0	1	0	0	0	6									
11/25	W	37-6	at Atlanta	42,815	Owens	1	0	0	0	0	0	0	6	KICKOFF RET	No	Yds	Avg	LG	TD			
12/3	L	35-42	Oakland	65,541	Grooms	0	0	0	0	0	0	0	6	Mauti	36	801	22.3	39	0			
12/9	L	0-35	San Diego	61,059	Saints	46	28	16	2	44/46	16/21	0	370	Wilson	11	230	20.9	31	0			
12/16	W	29-14	at Los Angeles	53,879	Opponents	47	22	24	1	45/46	11/17	0	360	Holmes	8	120	15.0	20	0			

TEAM STATISTICS	N.O.	OPP.
TOTAL FIRST DOWNS	315	334
Rushing	160	147
Passing	135	168
Penalty	20	19
3rd Down: Made/Att.	86/215	105/239
3rd Down Pct.	40.0	43.9
4th Down: Made/Att.	0/0	0/0
4th Down Pct.	0.0	0.0
POSSSESSION AVG.	30:23	29:37
TOTAL NET YARDS	5627	5535
Avg. Per Game	351.7	345.9
Total Plays	996	1055
Avg. Per Play	5.6	5.2
NET YARDS RUSHING	2476	2469
Avg. Per Game	154.8	154.3
Total Rushes	551	521
NET YARDS PASSING	3151	3066
Avg. Per Game	196.9	

1980 SAINTS STATISTICS

RECORD: 1-15

FINISH: 4th-NFC WEST

Date	W/L	Score	Opponent	Attendance	SCORING	TD	Ru	Pa	Rt	PAT	FG	S	TP	PUNTING	No	Yds	Avg	Net	TB	LG	B	
9/7	L	23-26	San Francisco	58,621	Ricardo	0	0	0	31/34	10/17	0	6	1	Erxleben	89	3499	39.3	33.1	3	23	57	0
9/14	L	3-22	at Chicago	62,523	Chandler	6	0	6	0	0	0	36	0	Saints	89	3499	39.3	33.1	3	23	57	0
9/21	L	26-35	Buffalo	51,154	hilds	6	0	6	0	0	0	36	0	Opponents	64	2466	38.5	34.2	5	20	57	2
9/28	L	16-21	at Miami	40,946	Ik. Harris	6	0	6	0	0	0	36	0									
10/5	L	7-40	St. Louis	45,388	Galbreath	5	3	2	0	0	0	30	0									
10/12	L	13-24	at Detroit	78,147	CHolmes	3	2	1	0	0	0	18	0									
10/19	L	14-41	Atlanta	62,651	Rogers	3	1	2	0	0	0	18	0									
10/26	L	14-22	at Washington	51,375	Muncie	2	2	0	0	0	0	12	0									
11/2	L	31-45	at Los Angeles	59,909	B. Williams	2	0	2	0	0	0	12	0									
11/9	L	21-34	Philadelphia	44,340	Wilson	2	1	1	0	0	0	12	0									
11/16	L	13-31	at Atlanta	53,871	Erxleben	0	0	0	0	2/2	2/5	0	8									
11/24	L	7-27	Los Angeles	53,488	Price	1	0	1	0	0	0	6	0									
11/30	L	20-23	Minnesota	30,936	Reese	1	0	1	0	0	0	6	0									
12/7	Lot	35-38	at San Francisco	37,949	Saints	37	9	26	2	33/36	12/22	0	291									
12/14	W	21-20	at New York Jets	38,077	Opponents	60	28	31	1	56/60	23/31	1	487									
12/21	L	27-38	New England	38,277	SACKS: Saints 27.0, Opp. 46.0																	

TEAM STATISTICS	N.O.	OPP	RUSHING	No	Yds	Avg	LG	TD
TOTAL FIRST DOWNS	285	360	Rogers	80	366	4.6	24	1
Rushing	80	178	Galbreath	81	308	3.8	26	3
Passing	183	155	Wilson	63	188	3.0	15	1
Penalty	22	27	Muncie	40	168	4.2	24	2
3rd Down: Made/Att.	65/203	95/225	Manning	23	166	7.2	24	2
3rd Down Pct.	32.0	42.2	Holmes	38	119	3.1	20	2
4th Down: Made/Att.	0/1	0/0	Strachan	20	41	2.1	10	0
4th Down Pct.	0.0	0.0	Chandler	1	9	9.0	9	0
POSSESSION AVG.	27.33	32.28	Mauti	1	2	2.0	2	0
TOTAL NET YARDS	5010	6218	Banks	1	-5	-5.0	-5	0
Avg. Per Game	313.1	388.6	Saints	348	1362	3.9	26	9
Total Plays	960	1102	Opponents	630	3106	4.9	69	28
Avg. Per Play	5.2	5.6						

NET YARDS RUSHING	1362	3106	RECEIVING	No	Yds	Avg	LG	TD
Avg. Per Game	85.1	194.1	Chandler	65	975	15.0	50	6
Total Rushes	348	303	Galbreath	57	470	8.2	21	2
NET YARDS PASSING	3648	3112	Ik. Harris	37	692	18.7	44	6
Avg. Per Game	228.0	194.5	Childs	34	463	13.6	30	6
Sacked/Yards Lost	46/362	27/229	Wilson	31	241	7.8	42	1
Gross Yards	4010	3341	Holmes	29	226	7.8	16	1
Att./Completions	566/334	445/255	Rogers	27	267	9.9	43	2
Completion Pct.	59.0	57.3	B. Williams	26	351	13.5	56	2
Had Intercepted	22	12	Hardy	13	197	15.2	44	0
PUNTS/AVERAGE	89/39.3	64/38.5	Muncie	7	25	3.6	8	0
NET PUNTING AVG.	89/33.1	64/34.2	Strachan	5	60	12.0	23	0
PENALTIES/YARDS	98/837	79/690	T. Owens	1	26	26.0	26	0
FUMBLES/BALL LOST	28/13	27/12	Mauti	1	10	10.0	10	0
TOUCHDOWNS	37	60	Banks	1	7	7.0	7	0
Rushing	9	28	Saints	334	4010	12.0	56	26
Passing	26	31	Opponents	255	3341	13.1	71	31
Returns	2	1						

Score by Periods	1	2	3	4	OT	TOT
Saints	55	90	71	75	0	291
Opponents	67	151	108	158	3	487

INTERCEPTIONS	No	Yds	Avg	LG	TD
Myers	5	96	19.2	48	0
Brown	2	31	15.5	29	0
Marshall	2	17	8.5	17	0
Grooms	1	37	37.0	37	0
Mathis	1	15	15.0	15	0
Kovach	1	0	0.0	0	0
Saints	12	196	16.3	48	0
Opponents	22	217	9.9	34	0

1980 NFC WEST STANDINGS											
Saints Finish: 4th place											
	W	L	T	Pct.		W	L	T	Pct.		
Atlanta	12	4	0	.750							
Los Angeles	11	5	0	.687							
San Francisco	6	10	0	.375							
New Orleans	1	15	0	.063							

PASSING	Att	Cmp	Yds	Cmp%	Yds/Att	TD	TD%	Int	Int%	Long	Sk/Yds	Rating
Manning	509	309	3716	60.7	7.30	23	4.5	20	3.9	56	41/311	81.8
Scott	33	16	200	48.5	6.06	2	6.1	1	3.0	41	4/41	75.3
Benjamin	17	7	28	41.2	1.65	0	0.0	1	5.9	17	0	24.4
Holmes	3	1	23	33.3	7.67	1	33.3	0	0.0	23	0	101.4
Galbreath	2	0	0	0.0	0.00	0	0.0	0	0.0	0	0	39.6
Chandler	1	1	43	100.0	43.00	0	0.0	0	0.0	43	1/10	118.8
Erxleben	1	0	0	0.0	0.00	0	0.0	0	0.0	0	0	39.6
Saints	566	334	4010	59.0	7.08	26	4.6	22	3.9	56	46/362	79.9
Opponents	445	255	3341	57.3	7.51	31	7.0	12	2.7	71	27/229	93.1

PASSING	Att	Cmp	Yds	Cmp%	Yds/Att	TD	TD%	Int	Int%	Long	Sk/Yds	Rating
Manning	232	134	1447	57.8	6.24	5	2.2	11	4.7	55	21/164	63.6
D. Wilson	159	82	1058	51.6	6.65	1	0.6	11	6.9	50	12/121	46.1
Scott	46	20	245	43.5	5.33	1	2.2	5	10.9	31	7/72	28.2
Merkens	2	1	20	50.0	10.00	0	0.0	0	0.0	20	1/2	85.4
Myers	2	1	8	50.0	4.00	1	50.0	0	0.0	8	0	100.0
Saints	441	238	2778	54.0	6.30	8	1.8	27	6.1	55	41/359	53.8
Opponents	471	287	3578	60.9	7.60	26	5.5	17	3.6	60	27/241	87.9

1981 SAINTS STATISTICS

RECORD: 4-12

FINISH: 4th-NFC WEST

Date	W/L	Score	Opponent	Attendance	SCORING	TD	Ru	Pa	Rt	PAT	FG	S	TP	INTERCEPTIONS	No	Yds	Avg	LG	TD
9/6	L	0-27	at Atlanta	57,406	G. Rogers	13	13	0	0	0	0	78	0	Waymer	4	54	13.5	31	0
9/13	W	23-17	Los Angeles	62,063	Ricardo	0	0	0	0	24/24	13/25	0	63	Wattelet	3	16	5.3	16	0
9/20	L	7-20	at New York Giants	69,814	W. Wilson	5	1	4	0	0	0	30	0	Myers	2	70	35.0	54	0
9/27	L	14-21	at San Francisco	44,433	Holmes	2	2	0	0	0	0	12	9	Ray	1	33	33.0	33	0
10/4	L	6-20	Pittsburgh	64,578	Chandler	1	0	1	0	0	0	6	6	Naime	1	18	18.0	18	0
10/11	L	14-31	Philadelphia	52,728	Groth	1	0	1	0	0	0	6	6	Kovach	1	13	13.0	13	0
10/18	L	17-20	at Cleveland	76,059	Hardy	1	0	1	0	0	0	6	6	Redd	1	7	7.0	7	0
10/25	W	17-7	Cincinnati	46,336	Merkens	1	0	1	0	0	0	6	6	Bordelon	1	3	3.0	3	0
11/1	L	10-41	Atlanta	63,637	Saints	24	16	8	0	24/24	13/25	0	207	Gary	1	0	0.0	0	0
11/8	W	21-13	at Los Angeles	61,068	Opponents	46	17	26	3	44/44	19/25	0	378	Poe	1	0	0.0	0	0
11/15	L	10-20	at Minnesota	45,215	SACKS: Saints 27.0, Opp. 41.0									Spivey	1	0	0.0	0	0
11/22	W	27-24	at Houston	49,581										Saints	17	214	12.6	54	0
11/29	L	14-31	Tampa Bay	62,209	RUSHING	No	Yds <th>Avg</th> <th>LG</th> <th>TD</th>	Avg	LG	TD									
12/6	L	3-30	at St. Louis	46,923	J. Rogers	378	1674	4.4	79	13									
12/13	L	7-35	San Bay	45,518	Holmes	58	194	3.3	11	2									
12/20	L	17-21	San Francisco	43,639	Tyler	36	183	5.1	42	0									
					W. Wilson	44	137	3.1	13	1									
						9	37	4.1	15	0									
						2	28	14.											

1984 SAINTS STATISTICS

RECORD: 7-9 FINISH: 3rd-NFC WEST

Date	W/L	Score	Opponent	Attendance	SCORING	TD	Ru	Pa	Rt	PAT	FG	S	TP	INTERCEPTIONS	No	Yds	Avg	LG	TD	
9/2	L	28-36	Atlanta	66,652	Andersen	0	0	0	0	34/34	20/27	0	94	Waymer	4	9	2.3	9	0	
9/9	W	17-13	Tampa Bay	54,686	Gajan	7	5	2	0	0	0	0	42	Winston	2	90	45.0	47	2	
9/16	L	20-30	at San Francisco	57,611	Brenner	6	0	0	0	0	0	0	36	Wattelet	2	52	26.0	35	1	
9/23	W	34-24	St. Louis	58,723	W. Wilson	4	1	3	0	0	0	0	24	Kovach	1	16	16.0	16	0	
9/30	W	27-10	at Houston	43,108	Goodlow	3	0	3	0	0	0	0	18	Poe	1	16	16.0	16	0	
10/7	L	7-20	at Chicago	53,752	Young	3	0	3	0	0	0	0	18	Jackson	1	14	14.0	14	0	
10/14	L	10-28	L.A. Rams	63,161	G. Rogers	2	2	0	0	0	0	0	12	B. Clark	1	9	9.0	9	0	
10/21	Lot	27-30	at Dallas	50,966	Wattelet	2	0	0	2	0	0	0	12	Johnson	1	7	7.0	7	0	
10/28	W	16-14	at Cleveland	52,849	Winston	2	0	0	2	0	0	0	12	Saints	13	213	16.4	47	3	
11/4	L	13-23	Green Bay	57,426	Edward Anthony	1	0	0	0	0	0	0	6	Opponents	28	240	15.0	60	3	
11/11	W	17-13	at Atlanta	40,590	Hardy	1	0	1	0	0	0	0	6							
11/19	W	27-24	Pittsburgh	66,005	Miller	1	0	1	0	0	0	0	6							
11/25	L	3-35	San Francisco	65,117	Scott	1	0	1	0	0	0	0	6							
12/2	L	21-34	at L.A. Rams	49,348	Tice	1	0	1	0	0	0	0	6							
12/9	L	21-24	Cincinnati	40,855	Saints	34	9	21	4	34/34	20/27	0	298	Opponents	84	3492	41.6	36.0	10	30
12/15	W	20-3	at New York Giants	63,739	Opponents	41	13	23	5	41/41	24/33	1	361							

TEAM STATISTICS	N.O.	OPP	SACKS: Jackson 12.0, B. Clark 10.5, Paul 9.5, Wilks 7.5, Geathers 6.0, Warren 4.0, Re. Lewis 2.0, Moore 2.0, Kovach 1.0, Winston 0.5, Saints 55.0, Opp. 45.0
TOTAL FIRST DOWNS	298	298	
Rushing	131	134	
Passing	137	142	
Penalty	30	22	

3rd Down: Made/Att.	89/224	83/220	RUSHING	No	Yds	Avg	LG	TD
3rd Down Pct.	39.7	37.7	G. Rogers	239	914	3.8	28	2
4th Down: Made/Att.	8/22	8/11	Gajan	102	615	6.0	62	5
4th Down Pct.	36.4	72.7	Campbell	50	190	3.8	19	0
POSSESSION AVG.	30:13	29:47	W. Wilson	74	261	3.5	36	1
TOTAL NET YARDS	5008	4914	Todd	28	111	4.0	15	0
Avg. Per Game	313.0	307.1	Edward Anthony	20	105	5.3	19	1
Total Plays	1144	1026	T. Wilson	2	8	4.0	5	0
Avg. Per Play	4.8	4.8	Goodlow	1	5	5.0	5	0

NET YARDS RUSHING	2171	2461	Stabler	1	-1	-1.0	-1	0
Avg. Per Game	135.7	153.8	Duckett	1 <td>-3</td> <td>-3.0</td> <td>-3</td> <td>0</td>	-3	-3.0	-3	0
Total Rushes	523	549	D. Wilson	3	-7	-2.3	-2	0
NET YARDS PASSING	2837	2453	Hansen	2	-27	-13.5	-12	0
Avg. Per Game	177.3	153.3	Saints	523	2171	4.2	62	9
Sacked/Yards Lost	45/361	55/420	Opponents	549	2461	4.5	66	13

Att./Completions	476/246	422/239	RECEIVING	No	Yds	Avg	LG	TD
Completion Pct.	51.7	56.6	Gajan	35	288	8.2	51	2
Had Intercepted	28	13	Groth	33	487	14.8	31	0
PUNTS/AVERAGE	70/43.1	84/41.6	W. Wilson	33	314	9.5	34	3
NET PUNTING AVG.	70/33.3	84/36.0	Young	29	597	20.6	74	3
PENALTIES/YARDS	101/849	119/1025	Brenner	28	554	19.8	57	6
FUMBLES/BALL LOST	22/13	28/10	Goodlow	22	281	12.8	23	3
TOUCHDOWNS	34	41	Scott	21	278	13.2	37	1
Rushing	9	13	Edward Anthony	12	113	9.4	32	0
Passing	21	23	G. Rogers	12	76	6.3	15	0
Returns	4	5	Miller	8	81	10.1	22	1
			Tice	6	55	9.2	17	1
			Hardy	4	50	12.5	28	1
			Duckett	3	24	8.0	11	0
			Saints	246	3198	13.0	74	21
			Opponents	239	2873	12.0	50	23

Score by Periods	1	2	3	4	OT	TOT
Saints	61	101	37	99	0	298
Opponents	42	129	78	109	3	361

PASSING	Att	Cmp	Yds	Cmp%	Yds/Att	TD	TD%	Int	Int%	Long	Sk/Yds	Rating
Todd	312	161	2178	51.6	6.98	11	3.5	19	6.1	74	33/267	60.6
D. Wilson	93	51	647	54.8	6.96	7	7.5	4	4.3	54	7/54	83.9
Stabler	70	33	339	47.1	4.84	2	2.9	5	7.1	29	5/40	41.3
Gajan	1	1	34	100.0	34.00	1	100.0	0	0.0	34	0/0	158.3
Saints	476	246	3198	51.7	6.72	21	4.4	28	5.9	74	45/361	63.3
Opponents	422	239	2873	56.6	6.81	23	5.5	13	3.1	50	55/420	83.0

1984 NFC WEST STANDINGS
Saints Finish: 3rd place

W	L	T	Pct.	
San Francisco	15	1	0	.938
L.A. Rams	10	6	0	.625
New Orleans	7	9	0	.438
Atlanta	4	12	0	.250

1985 SAINTS STATISTICS

RECORD: 5-11 FINISH: 3rd-NFC WEST

Date	W/L	Score	Opponent	Attendance	SCORING	TD	Ru	Pa	Rt	PAT	FG	S	TP	INTERCEPTIONS	No	Yds	Avg	LG	TD
9/8	L	27-47	Kansas City	57,760	Andersen	0	0	0	0	27/29	31/35	0	120	Waymer	6	49	8.2	28	0
9/15	L	23-24	at Denver	74,488	Martin	4	0	4	0	0	0	0	24	Hoage	4	79	19.8	52	1
9/22	W	20-13	Tampa Bay	45,320	Brenner	3	0	3	0	0	0	0	18	Poe	3	63	21.0	40	1
9/29	W	20-17	at San Francisco	58,053	Goodlow	3	0	3	0	0	0	0	18	Tullis	2	22	11.0	22	0
10/6	W	23-21	Philadelphia	56,364	W. Wilson	3	1	2	0	0	0	0	18	Del Rio	2	13	6.5	11	0
10/13	L	13-23	at L.A. Raiders	48,512	Gajan	2	2	0	0	0	0	0	12	Wattelet	2	0	0.0	0	0
10/20	L	24-31	at Atlanta	44,784	Groth	2	0	2	0	0	0	0	12	Kovach	1	53	53.0	53	0
10/27	L	13-21	New York Giants	54,082	Hardy	2	0	2	0	0	0	0	12	Redd	1	25	25.0	25	0
11/3	L	10-28	at L.A. Rams	49,030	Tice	2	0	2	0	0	0	0	12	Winston	0	8	---	8	0
11/10	L	3-27	Seattle	47,365	Warren	2	0	0	2	0	0	0	12	Saints	21	312	14.9	53	2
11/17	L	14-38	at Green Bay	52,104	Campbell	1	1	0	0	0	0	0	6	Opponents	23	251	10.9	33	1
11/24	W	30-23	at Minnesota	54,117	Del Rio	1	0	0	1	0	0	0	6						
12/1	W	29-3	L.A. Rams	44,122	Hebert	1	0	1	0	0	0	0	6						
12/8	L	16-28	at St. Louis	29,527	Hoage	1	0	1	0	0	0	0	6						
12/15	L	19-31	San Francisco	46,065	Merkens	1	0	1	0	0	0	0	6						
12/22	L	10-16	Atlanta	37,717	Poe	1	0	1	0	0	0	0	6						

TEAM STATISTICS	N.O.	OPP	SACKS: Jackson 11.0, B. Clark 8.5, Geathers 6.5, Warren 5.5, Paul 5.0, Wilks 2.5, Haynes 2.0, Elliott 1.0, Hoage 1.0, Kovach 1.0, Redd 1.0, Wattelet 1.0, Saints 46.0, Opp. 58.0
TOTAL FIRST DOWNS	250	335	
Rushing	83	125	
Passing	148	188	
Penalty	19	22	

3rd Down: Made/Att.	66/221	96/228	RUSHING	No	Yds	Avg	LG	TD
3rd Down Pct.	29.9	42.1	W. Wilson	168	645	3.8	41	1
4th Down: Made/Att.	8/16	7/13	Campbell	158	643	4.1	45	1
4th Down Pct.	50.0	53.8	Gajan	50	251	5.0	26	2
POSSESSION AVG.	28:33	31:27	Edward Anthony	17	65	3.8	13	0
TOTAL NET YARDS	4479	5815	Wattelet	2	42	21.0	23	0
Avg. Per Game	279.9	363.4	Hebert	12	26	2.2	8	0
Total Plays	997	1083	D. Wilson	18	7	0.4	17	0
Avg. Per Play	4.5	5.4	Fowler	4	78	19.5	23	0

NET YARDS RUSHING	1683	2162	D. Wilson <th>18</th> <th>7</th> <th>0.4</th> <th>17</th> <th>0</th>	18	7	0.4	17	0
Avg. Per Game	105.2	135.1	Fowler	2	4	2.0	3	0
Total Rushes	431	508	Goodlow	1	3	3.0	3	0
NET YARDS PASSING	2796	3653	Martin	2	-1	-5	11	0
Avg. Per Game	174.8	228.3	Merkens	1	-2	-2.0	-2	0
Sacked/Yards Lost	58/461	46/322	Saints	431	1683	3.9	45	4
Gross Yards	3257	3975	Opponents	508	2162	4.3	48	19

Att./Completions	508/260	529/306	RECEIVING	No	Yds	Avg	LG	TD
Completion Pct.	51.2	57.8	Andersen	42	652	15.5	30	3
Had Intercepted								

1986 SAINTS STATISTICS

RECORD: 7-9

FINISH: 4th-NFC WEST

Date	W/L	Score	Opponent	Attendance	SCORING	TD	Ru	Pa	Rt	PAT	FG	S	TP	INTERCEPTIONS	No	Yds	Avg	LG	TD	
9/7	L	10-31	Atlanta	67,950	Andersen	0	0	0	0	30/30	26/30	0	108	Waymer	9	48	5.3	17	0	
9/14	W	24-10	Green Bay	46,383	Mayes	8	8	0	0	0	0	0	48	Poe	4	42	10.5	30	0	
9/21	L	17-26	at San Francisco	58,297	Hilliard	5	5	0	0	0	0	0	30	Wattelet	3	34	11.3	22	0	
9/28	L	17-20	at New York Giants	72,769	Martin	5	0	5	0	0	0	0	30	Gibson	2	43	21.5	43	0	
10/5	L	6-14	Washington	57,378	Jones	3	0	3	0	0	0	0	18	Maxie	2	15	7.5	15	0	
10/12	W	17-14	at Indianapolis	53,512	Tice	3	0	3	0	0	0	0	18	Jakes	2	6	3.0	4	0	
10/19	W	38-7	Tampa Bay	43,355	Goodlow	2	0	2	0	0	0	0	12	Haynes	1	17	17.0	17	1	
10/26	L	23-28	at N.Y. Jets	44,246	Mel Gray	1	0	1	0	0	0	0	6	V. Johnson	1	15	15.0	15	0	
11/2	W	23-10	San Francisco	53,234	Haynes	1	0	1	0	0	0	0	6	Gary	1	14	14.0	14	0	
11/9	W	6-0	L.A. Rams	62,352	Jordan	1	1	0	0	0	0	0	6	Jackson	1	1	1.0	1	0	
11/16	W	16-7	at St. Louis	32,069	D. Wilson	1	1	0	0	0	0	0	6	Saints	26	235	9.0	43	1	
11/23	L	13-26	at L.A. Rams	58,600	Saints	30	15	13	2	30/30	26/30	0	288	Opponents	25	362	14.5	46	0	
11/30	L	20-21	New England	58,259	Opponents	34	11	21	2	32/33	17/27	0	287	Opponents	25	362	14.5	46	0	
12/7	L	27-31	Miami	64,761																
12/14	W	14-9	at Atlanta	39,994																
12/21	L	17-33	at Minnesota	51,209																

TEAM STATISTICS	N.O.	OPP.
TOTAL FIRST DOWNS	275	331
Rushing	109	104
Passing	137	197
Penalty	29	30
3rd Down: Made/Att.	59/197	97/230
3rd Down Pct.	29.9	42.2
4th Down: Made/Att.	7/13	7/14
4th Down Pct.	53.8	50.0
POSSESSION AVG.	27:59	32:01
TOTAL NET YARDS	4742	5102
Avg. Per Game	296.4	318.9
Total Plays	957	1109
Avg. Per Play	5.0	4.6
NET YARDS RUSHING	2074	1559
Avg. Per Game	129.6	97.4
Total Rushes	505	486
NET YARDS PASSING	2668	3543
Avg. Per Game	166.8	221.4
Sacked/Yards Lost	27/225	47/343
Gross Yards	2893	3886
Att./Completions	425/232	576/331
Completion Pct.	54.6	57.5
Had Intercepted	25	26
PUNTS/AVERAGE	82/42.1	78/42.5
NET PUNTING AVG.	82/36.6	78/35.6
PENALTIES/YARDS	109/855	104/791
FUMBLES/BALL LOST	33/18	37/17
TOUCHDOWNS	30	34
Rushing	15	11
Passing	13	21
Returns	2	2
Score by Periods	1 2 3 4 OT TOT	
Saints	81 62 47 98 0 288	
Opponents	64 92 71 60 0 287	

1986 NFC WEST STANDINGS
Saints Finish: 4th place

W	L	T	Pct.
San Francisco	10	5	1 .656
L.A. Rams	10	6	0 .625
Atlanta	7	8	1 .469
New Orleans	7	9	0 .438

PASSING	Att	Cmp	Yds	Cmp%	Yds/Att	TD	TD%	Int	Int%	Long	Sk/Yds	Rating
D. Wilson	342	189	2353	55.3	6.88	10	2.9	17	5.0	63	22/191	65.8
Hebert	79	41	498	51.9	6.30	2	2.5	8	10.1	84	5/34	40.5
Hilliard	3	1	29	33.3	9.67	1	33.3	0	0.0	29	0	109.7
Wattelet	1	1	13	100.0	13.00	0	0.0	0	0.0	13	0	118.8
Saints	425	232	2893	54.6	6.81	13	3.1	25	5.9	84	27/225	61.6
Opponents	576	331	3886	57.5	6.75	21	3.6	26	4.5	62	47/343	71.4

1987 SAINTS STATISTICS

RECORD: 12-3

FINISH: 2nd-NFC WEST

Date	W/L	Score	Opponent	Attendance	SACKS: Swilling 10.5, Jackson 9.5, Warren 6.0,	PUNTING	No	Yds	Avg	Net	TB	LG	B								
9/13	W	28-21	Cleveland	59,900	Wilks 5.5, B. Clark 4.5, To. Elliott 2.0, Maxie 2.0, McCoy 2.0, S. Leach 1.5, DeForest 1.0, V. Johnson 1.0, Swoopes 1.0, Taylor 0.5, Saints 47.0, Opp. 29.0	Hansen	52	2104	40.5	35.6	6	19	60								
9/20	L	17-27	at Philadelphia	57,485		Barnhardt	11	483	43.9	36.3	1	4	52								
10/4	W	37-10	L.A. Rams	29,745		Saints	63	2587	41.1	35.7	7	23	60								
10/11	L	19-24	at St. Louis	11,795		Opponents	73	2740	37.5	30.0	4	10	57								
10/18	W	19-17	at Chicago	46,813																	
10/25	L	22-24	San Francisco	60,497	RUSHING	No	Yds	Avg	LG	TD											
11/1	W	38-0	at Atlanta	42,196	Mayes	243	917	3.8	38	5	Mel Gray	24	5	352	14.7	80	0				
11/8	W	31-14	at L.A. Rams	43,379	Hilliard	123	508	4.1	30	7	Martin	14	2	88	6.3	15	0				
11/15	W	26-24	at San Francisco	60,436	Beverly	62	217	3.5	25	2	Cook	1	0	3	3.0	3	0				
11/22	W	23-14	New York Giants	67,639	J. Fourcade	19	134	7.1	18	0	Jordan	1	0	13	13.0	13	0				
11/29	W	20-16	at Pittsburgh	47,896	Work	36	133	3.7	20	2	Maxie	1	0	12	12.0	12	0				
12/6	W	44-34	Tampa Bay	66,471	Hebert	13	95	7.3	19	0	Saints	41	7	468	11.4	80	0				
12/13	W	24-10	Houston	68,257	Alexander	21	71	3.4	16	1	Opponents	29	8	199	6.9	29	0				
12/20	W	41-24	at Cincinnati	43,424	Mel Gray	8	37	4.6	12	1											
12/27	W	33-24	Green Bay	68,364	Jordan	12	36	3.0	8	2	KICKOFF RET	No	Yds	Avg	LG	TD					
					Rodenberger	17	35	2.1	5	0	Mel Gray	30	636	21.2	43	0					
					Jean-Batiste	8	18	2.3	7	0	Hilliard	10	248	24.8	74	0					
					Ingram	2	14	7.0	9	0	Michael Adams	4	52	13.0	20	0					
					Rushing	128	81	3.0	3	0	Beverly	3	46	15.3	21	0					
					Passing	151	155	Hansen	2	-6	-3.0	-3	0	Word	3	100	33.3	64	0		
					Penalty	25	34	Hill	1	-9	-9.0	-9	0	Jordan	2	28	14.0	16	0		
					3rd Down: Made/Att.	99/221	57/182	Barnhardt	1	-13	-13.0	-13	0	Brock	1	11	11.0	11	0		
					3rd Down Pct.	44.8	31.3	Saints	569	2190	3.8	38	20	Martin	1	15	15.0	15	0		
					4th Down: Made/Att.	1/6	6/15	Opponents	388	1550	4.0	33	6	C. Thomas	1	11	11.0	11	0		
					4th Down Pct.	16.7	40.0							Saints	55	1147	20.9	74	0		
					POSSESSION AVG.	34:01	25:59	RECEIVING	No	Yds	Avg	LG	TD	Opponents	55	1115	20.3	47	0		
					TOTAL NET YARDS	4964	4350	Martin	44	778	17.7	67	7								
					Avg. Per Game	330.9	290.0	Jones	27	420	15.6	43	3	FIELD GOALS	15	20-29	30-39	40-49	50+		
					Total Plays	1009	924	Hilliard	23	264	11.5	38	1	Andersen	3/3	6/6	9/9	8/12	2/6		
					Avg. Per Play	4.9	4.7	Brenner	20	280	14.0	29	2	Kempf	0/0	1/1	2/2	2/2	0/0		
					NET YARDS RUSHING	2190	1550	Hill	19	322	16.9	36	2	Cofer	0/0	1/1	0/0	0/0	0/0		
					Avg. Per Game	146.0	103.3	Tice	16	181	11.3	27	6	Saints	3/3	8/8	10/11	10/14	2/6		
					Total Rushes	569	388	Mayes	15	68	4.5	16	0	Opponents	0/0	4/4	6/6	2/7	0/1		
					NET YARDS PASSING	2774	2800	Dawsey	13	142	10.9	29	0								
					Avg. Per Game	184.9	186.7	Pattison	9	132	14.7	36	0	Andersen: (39G)	(45G)	(39G)	51N	49G	19G		
					Sacked/Yards Lost	29/213	47/355	Word	6	54	9.0	17	0	19G	37G	52N	(49G	43N	(32G)	(40G	41N
					Gross Yards	2987	3155	Scott	6	35	5.8	11	0	27G	51G	40G	(19G	43G	28G)	(25G	53N
					Att./Completions	411/227	489/246	Mel Gray	6	30	5.0	12	0	50N	32G	(40G	24G	32G)	(48N	46N	28G)
					Completion Pct.	55.2	50.3	Waters	5	140	28.0	82	1	(21G	30G)	(31G	52G	48G	32G)		
					Had Intercepted	12	30	R. Clark	3	38	12.7	14	0	Kempf: (33B	48G	31G	42G	21G)			
					PUNTS/AVERAGE	63/41.1	73/37.5	O'Neal	3	10	3.3	5	1								
					NET PUNTING AVG.	63/35.7	73/30.0	Rodenberger	2	17	8.5	11	0	Cofer: (27G)							
					PENALTIES/YARDS	107/994	84/685	Alexander	2	15	7.5	10	0								

1988 SAINTS STATISTICS

RECORD: 10-6 FINISH: 3rd-NFC WEST

Date	W/L	Score	Opponent	Attendance	SCORING	TD	Ru	Pa	Rt	PAT	FG	S	TP	INTERCEPTIONS	No	Yds	Avg	LG	TD
9/4	L	33-34	San Francisco	66,357	Andersen	0	0	0	0	32/33	26/36	0	110	Atkins	4	42	10.5	40	0
9/11	W	29-21	at Atlanta	48,901	Hill	7	0	7	0	0	0	0	42	Waymer	3	91	30.3	44	0
9/18	W	22-14	at Detroit	32,943	Martin	7	0	7	0	0	0	0	42	Jakes	3	61	20.3	39	0
9/25	W	13-9	Tampa Bay	66,671	Hilliard	6	5	1	0	0	0	0	36	Sutton	3	32	10.7	34	0
10/3	W	20-17	Dallas	68,474	Mayer	3	3	0	0	0	0	0	18	Johnson	1	34	34.0	34	0
10/9	W	23-17	at San Diego	42,693	R. Clark	2	0	2	0	0	0	0	12	Mack	1	19	19.0	19	0
10/16	W	20-19	at Seattle	63,569	Perriman	2	0	2	0	0	0	0	12	Jackson	1	16	16.0	16	0
10/23	W	20-6	L.A. Raiders	66,249	Mel Gray	1	0	1	0	0	0	0	6	Cook	1	0	0.0	0	0
10/30	L	10-12	L.A. Rams	68,238	Heyward	1	1	0	0	0	0	0	6	Saints	17	295	17.4	44	0
11/6	L	24-27	at Washington	54,183	Jordan	1	0	0	1	0	0	0	6	Opponents	16	226	14.1	78	2
11/13	W	14-10	at L.A. Rams	63,305	Scales	1	0	1	0	0	0	0	6						
11/20	W	42-0	Denver	68,075	Tice	1	0	1	0	0	0	0	6						
11/27	L	12-13	N.Y. Giants	66,526	Waymer	1	0	0	1	0	0	0	6						
12/4	L	3-45	at Minnesota	61,215	Jackson	0	0	0	0	0	0	0	1						
12/11	L	17-30	at San Francisco	62,977	Saints	33	9	21	3	32/33	26/36	2	312	Opponents	70	2815	40.2	32.6	6
12/18	W	10-9	Atlanta	60,566	Opponents	29	7	19	3	28/29	27/34	0	283						

TEAM STATISTICS	N.O.	OPP.	SACKS:	Jackson 7.0, Swilling 7.0, Geathers 3.5, Wilks 3.5, Gibson 2.0, Johnson 2.0, Kohlbrand 2.0, Elliott 1.0, Gregory 1.0, Mack 1.0, Warren 1.0, Saints 31.0, Opp. 24.0
TOTAL FIRST DOWNS	306	286		
Rushing	179	97		
Passing	179	167		
Penalty	19	22		

3rd Down: Made/Att.	104/227	73/203	RUSHING	No	Yds	Avg	LG	TD
3rd Down Pct.	45.8	36.0	Hilliard	204	823	4.0	36	5
4th Down: Made/Att.	4/6	7/14	Mayer	170	628	3.7	21	3
4th Down Pct.	66.7	50.0	Heyward	74	355	4.8	73	1
POSSESSION AVG.	32.38	27.22	Jordan	19	115	6.1	44	0
TOTAL NET YARDS	5131	5106	Hebert	37	79	2.1	16	0
Avg. Per Game	320.7	319.1	Perriman	3	17	5.7	17	0
Total Plays	1034	978	Martin	2	12	6.0	9	0
Avg. Per Play	5.0	5.2	Hansen	1	10	10.0	10	0
NET YARDS RUSHING	2046	1779	Hill	2	7	3.5	5	0
Avg. Per Game	127.9	111.2	Saints	512	2046	4.0	73	9
Total Rushes	512	442	Opponents	442	1779	4.0	62	7

NET YARDS PASSING	3085	3327	RECEIVING	No	Yds	Avg	LG	TD
Avg. Per Game	192.8	207.9	Hilliard	66	703	10.7	35	7
Sacked/Yards Lost	24/171	31/252	Martin	85	1083	12.7	40	7
Gross Yards	3256	3579	Hill	66	703	10.7	35	7
Att./Completions	498/286	505/277	Hilliard	34	335	9.9	26	1
Completion Pct.	57.4	54.9	Tice	26	297	11.4	40	1
Had Intercepted	16	17	R. Clark	19	245	12.9	21	2
PUNTS/AVERAGE	73/39.9	70/40.2	Perriman	16	215	13.4	33	2
NET PUNTING AVG.	73/34.3	70/32.6	Heyward	13	105	8.1	18	0
PENALTIES/YARDS	101/821	77/628	Mayer	11	103	9.4	25	0
FUMBLES/BALL LOST	29/16	27/15	Jordan	5	70	14.0	25	0
TOUCHDOWNS	33	29	Brenner	5	67	13.4	24	0
Rushing	9	7	Scales	2	20	10.0	14	1
Passing	21	19	Hebert	2	0	0.0	2	0
Returns	3	3	Pattison	1	8	8.0	8	0
			Benson	1	5	5.0	5	0

Score by Periods	1	2	3	4	OT	TOT
Saints	64	93	101	54	0	312
Opponents	51	111	70	51	0	283

PASSING	Att	Cmp	Yds	Cmp%	Yds/Att	TD	TD%	Int	Int%	Long	Sk/Yds	Rating
Hebert	478	280	3156	58.6	6.60	20	4.2	15	3.1	40	24/17	79.3
Wilson	16	5	73	31.3	4.56	0	0.0	1	6.3	25	0	21.1
Hilliard	2	1	27	50.0	13.50	1	50.0	0	0.0	27	0	135.4
Fourcade	1	0	0	0.0	0.00	0	0.0	0	0.0	0	0	39.6
Hill	1	0	0	0.0	0.00	0	0.0	0	0.0	0	0	39.6
Saints	498	286	3256	57.4	6.54	21	4.2	16	3.2	40	24/17	77.9
Opponents	505	277	3579	54.9	7.09	19	3.8	17	3.4	85	31/252	75.8

1989 SAINTS STATISTICS

RECORD: 9-7 FINISH: 3rd-NFC WEST

Date	W/L	Score	Opponent	Attendance	SCORING	TD	Ru	Pa	Rt	PAT	FG	S	TP	INTERCEPTIONS	No	Yds	Avg	LG	TD
9/10	W	28-0	Dallas	66,977	Hilliard	18	13	5	0	0	0	0	108	Waymer	6	66	11.0	42	0
9/17	L	34-35	at Green Bay	55,809	Andersen	0	0	0	0	44/45	20/29	0	104	Massey	5	26	5.2	22	0
9/24	L	10-20	at Tampa Bay	44,053	E. Martin	8	0	8	0	0	0	0	48	Cook	3	81	27.0	63	1
10/1	L	14-16	Washington	64,358	Brenner	4	0	4	0	0	0	0	24	Maxie	3	41	13.7	26	1
10/8	L	20-24	San Francisco	60,488	Hill	4	0	4	0	0	0	0	24	Mack	2	0	0.0	0	0
10/15	W	29-14	New York Jets	59,521	Jordan	3	3	0	0	0	0	0	18	Swilling	1	14	14.0	14	0
10/22	W	40-21	at L.A. Rams	57,567	Cook	1	0	1	0	0	0	0	6	Atkins	1	-2	-2.0	-2	0
10/29	W	20-13	Atlanta	65,153	Fourcade	1	1	0	0	0	0	0	6	Saints	21	226	10.8	63	2
11/6	L	13-31	at San Francisco	60,667	Frazier	1	1	0	0	0	0	0	6	Opponents	19	265	13.9	40	1
11/12	W	28-24	at New England	47,680	Heyward	1	1	0	0	0	0	0	6						
11/19	W	26-17	at Atlanta	53,173	Maxie	1	0	1	0	0	0	0	6						
11/26	Lot	17-20	L.A. Rams	64,274	Morse	1	0	0	1	0	0	0	6						
12/3	L	14-21	at Detroit	38,550	Shepard	1	0	1	0	0	0	0	6						
12/10	W	22-19	at Buffalo	70,037	Tice	1	0	1	0	0	0	0	6						
12/18	L	30-20	Philadelphia	59,218	Turner	1	0	1	0	0	0	0	6						
12/24	W	41-6	Indianapolis	49,009	Forde	0	0	0	0	0	0	0	1						
					Warren	0	0	0	0	0	0	0	1						

TEAM STATISTICS	N.O.	OPP.	SACKS:	Harris 25.7, Yds 196, 7.3, 20, 30, 10, 1, 29, 2.9, 16, 0, Hill 7, 0, 41, 5.9, 13, 0, Shepard 7, 1, 91, 13.0, 56, 1, Perriman 1, 0, 10, 10.0, 10, 0, Turner 1, 0, 7, 7.0, 7, 0, Massey 0, 0, 54, ---, 54, 0, Saints 53, 9, 428, 8.1, 57, 1, Opponents 35, 16, 244, 7.0, 28, 0
TOTAL FIRST DOWNS	304	293		
Rushing	108	79		
Passing	167	198		
Penalty	29	16		

3rd Down: Made/Att.	89/207	82/216	RUSHING	No	Yds	Avg	LG	TD
3rd Down Pct.	43.0	38.0	Hilliard	344	1262	3.7	40	13
4th Down: Made/Att.	5/10	8/17	Heyward	49	183	3.7	15	1
4th Down Pct.	50.0	47.1	Jordan	38	179	4.7	32	3
POSSESSION AVG.	33.43	26.17	Hilliard	25	112	4.5	21	1
TOTAL NET YARDS	5328	5186	Jordan	14	91	6.5	14	1
Avg. Per Game	333.0	324.1	Hebert	25	87	3.5	11	0
Total Plays	999	997	Morse	2	43	21.5	39	0
Avg. Per Play	5.3	5.2	Fourcade	2	8	4.0	6	0
NET YARDS RUSHING	1948	1326	Turner	1	0	0.0	0	0
Avg. Per Game	121.8	82.9	Shepard	8	157	19.6	29	0
Total Rushes	502	373	U. Johnson	2	34	17.0	19	0
NET YARDS PASSING	3380	3860	Hill	1	13	13.0	13	0
Avg. Per Game	211.3	241.3	Hilliard	1	20	20.0	20	0
Sacked/Yards Lost	36/271	47/362	Perriman	1	24	24.0	24	0
Gross Yards	3651	4222	Saints	502	1948	3.9	40	19
Att./Completions	461/284	577/320	Opponents	373	1326	3.6	38	10
Completion Pct.	61.6	55.5						
Had Intercepted	19	21						

NET YARDS PASSING	3380	3860	RECEIVING	No	Yds	Avg	LG	TD
Avg. Per Game	211.3	241.3	Hilliard	68	1090	16.0	53	8
Sacked/Yards Lost	36/271	47/362	Hilliard	52	514	9.9	54	5
Gross Yards	365							

1990 SAINTS STATISTICS

RECORD: 8-8 FINISH: 2nd-NFC WEST

Date	W/L	Score	Opponent	Attendance	SCORING	TD	Ru	Pa	Rt	PAT	FG	S	TP	PUNTING	No	Yds	Avg	Net	TB	LG	B		
9/10	L	12-13	San Francisco	68,629	Andersen	0	0	0	0	29/29	21/27	0	92	Barnhardt	70	2990	42.7	36.2	6	20	65	1	
9/16	L	3-32	at Minnesota	56,272	Mayes	7	7	0	0	0	0	0	42	Saints	70	2990	42.7	36.2	6	20	65	1	
9/23	W	28-7	Phoenix	61,110	E. Martin	5	0	5	0	0	0	0	30	Opponents	74	3024	40.9	34.9	2	18	57	1	
10/7	L	27-28	at Atlanta	57,401	Heyward	4	4	0	0	0	0	0	24										
10/14	W	25-20	Cleveland	68,608	Turner	4	0	4	0	0	0	0	24										
10/21	L	10-23	at Houston	57,908	Brenner	2	0	2	0	0	0	0	12										
10/28	L	10-27	Detroit	64,368	Fenerty	2	2	0	0	0	0	0	12										
11/4	W	21-7	at Cincinnati	60,067	Perriman	2	0	2	0	0	0	0	12										
11/11	W	35-7	Tampa Bay	67,865	Fourcade	1	1	0	0	0	0	0	6										
11/18	L	17-31	at Washington	52,573	Hilliard	1	0	1	0	0	0	0	6										
11/25	W	10-7	Atlanta	68,629	Maxie	1	0	1	0	0	0	0	6										
12/2	L	13-17	at Dallas	60,087	Scales	1	0	1	0	0	0	0	6										
12/9	W	24-20	at L.A. Rams	56,864	Saints	30	14	15	1	29/29	21/27	1	274										
12/16	L	6-9	Pittsburgh	68,582	Opponents	30	8	21	1	30/30	21/35	1	275										
12/23	W	13-10	at San Francisco	60,112																			
12/31	W	20-17	L.A. Rams	68,647																			

TEAM STATISTICS N.O. OPP

TOTAL FIRST DOWNS 253 279

Rushing 107 91

Passing 133 167

Penalty 13 21

3rd Down: Made/Att. 84/209 85/217

4th Down Pct. 40.2 39.2

4th Down: Made/Att. 5/9 9/17

4th Down Pct. 55.6 52.9

POSSESSION AVG. 29:59 30:01

TOTAL NET YARDS 4476 4878

Avg. Per Game 279.8 304.9

Total Plays 931 986

Avg. Per Play 4.9 4.9

NET YARDS RUSHING 1850 1559

Avg. Per Game 115.6 97.4

Total Rushes 464 410

NET YARDS PASSING 2626 3319

Avg. Per Game 164.1 207.4

Sacked/Yards Lost 20/131 40/265

Gross Yards 2757 3584

Att./Completions 447/226 534/316

Completion Pct. 50.6 59.2

Had Intercepted 23 8

PUNTS/AVERAGE 71/42.1 74/40.9

NET PUNTING AVG. 71/36.2 74/34.9

PENALTIES/YARDS 108/829 87/655

FUMBLES/BALL LOST 29/16 35/19

TOUCHDOWNS 30 30

Rushing 14 8

Passing 15 21

Returns 1 1

Score by Periods 1 2 3 4 OT TOT

Saints 54 82 48 90 0 274

Opponents 30 82 76 87 0 275

SACKS: Swilling 11.0, Turnbull 9.0, Jackson 6.0, Wilks 5.5, W. Martin 4.0, Atkins 3.0, Cook 1.0, Johnson 1.0, Simmons 1.0, Mills 0.5, Saints 42.0, Opp. 20.0

RUSHING No Yds Avg LG TD

Heyward 129 599 4.6 47 4

Mayes 138 510 3.7 18 7

Fenerty 73 355 4.9 60 2

Hilliard 90 284 3.2 17 0

Fourcade 15 77 5.1 12 1

Walsh 19 25 1.3 18 0

Saints 464 1850 4.0 60 14

Opponents 410 1559 3.8 35 8

RECEIVING No Yds Avg LG TD

E. Martin 63 912 14.5 58 5

Perriman 36 382 10.6 29 2

Turner 21 396 18.9 68 4

Fenerty 18 209 11.6 28 0

Heyward 18 121 6.7 12 0

Brenner 17 213 12.5 31 2

Hilliard 14 125 8.9 20 1

Mayes 12 112 10.1 66 0

Tice 11 113 10.3 19 0

Scales 8 64 8.0 20 1

Alphin 4 57 14.3 17 0

Hill 3 35 11.7 13 0

Walsh 1 9 9.0 9 0

Hilgenberg 1 9 9.0 9 0

Saints 226 2757 12.2 68 15

Opponents 316 3584 11.3 51 21

INTERCEPTIONS No Yds Avg LG TD

Maxie 2 88 44.0 50 1

Cook 2 55 27.5 50 0

Atkins 2 15 7.5 15 0

Thompson 2 0 0.0 0 0

Saints 8 158 19.8 50 1

Opponents 23 283 12.3 73 0

PUNTING No Yds Avg Net TB LG TD

Barnhardt 70 2990 42.7 36.2 6 20 65 1

Saints 70 2990 42.7 36.2 6 20 65 1

Opponents 74 3024 40.9 34.9 2 18 57 1

PUNT RET Ret FC Yds Avg LG TD

V. Buck 37 8 305 8.2 33 0

Morse 8 1 95 11.9 18 0

Saints 45 9 400 8.9 33 0

Opponents 43 12 302 7.0 24 0

KICKOFF RET No Yds Avg LG TD

Fenerty 28 572 20.4 58 0

Atkins 19 471 24.8 50 0

Morse 4 56 14.0 18 0

V. Buck 3 38 12.7 17 0

Mayes 2 39 19.5 21 0

Heyward 1 12 12.0 12 0

Mack 1 17 17.0 17 0

Saints 58 1205 20.8 58 0

Opponents 36 583 16.2 56 0

FIELD GOALS 1-19 20-29 30-39 40-49 50+

Andersen 0/0 5/5 5/6 8/12 3/4

Saints 0/0 5/5 5/6 8/12 3/4

Opponents 1/1 3/3 10/13 6/10 1/8

Andersen: (41G, 39G, 28G, 32G) (37G) ()

(46G, 23G) (52G, 39N) (20G, 40B) (47G)

(48N) () (38G) (43N, 20G) (43G, 50G) (48G)

(50G, 43G) (30G, 40G) (51N, 48N, 41G, 24G)

Opponents: (52G, 55N, 52N, 47N, 38G) (30G,

48G, 38G) (52N, 37B) (40N) (37G, 39G)

(43G, 45G, 33G) (39N, 52N, 25G, 39G) (43N)

() (39G) (51N, 51N) (47G) (38G, 18G) (46N,

29G, 42G, 43G) (59N, 30G) (30N, 24G)

1990 NFC WEST STANDINGS

Saints Finish: 2nd place

W L T Pct.

San Francisco 14 2 0 .875

New Orleans 8 8 0 .500

L.A. Rams 5 11 0 .313

Atlanta 5 11 0 .313

PASSING	Att	Cmp	Yds	Cmp%	Yds/Att	TD	TD%	Int	Int%	Long	Sk/Yds	Rating
Walsh	327	175	1970	53.5	6.02	12	3.7	13	4.0	58	10/76	67.5
Fourcade	116	50	785	43.1	6.77	3	2.6	8	6.9	68	8/44	46.1
Kramer	3	1	2	33.3	0.67	0	0.0	1	33.3	2	2/11	2.8
Heyward	1	0	0	0.0	0.00	0	0.0	1	100.0	0	0/0	0.0
Saints	447	226	2757	50.6	6.17	15	3.4	23	5.1	68	20/131	59.7
Opponents	534	316	3584	59.2	6.71	21	3.9	8	1.5	51	42/265	86.2

1991 SAINTS STATISTICS

RECORD: 11-5 FINISH: 1st-NFC WEST

Date	W/L	Score	Opponent	Attendance	SCORING	TD	Ru	Pa	Rt	PAT	FG	S	TP	INTERCEPTIONS	No	Yds	Avg	LG	TD
9/1	W	27-24	Seattle	68,492	Andersen	0	0	0	0	38/38	25/32	0	113	Atkins	5	198	39.6	79	0
9/8	W	17-10	at Kansas City	74,816	Turner	8	0	8	0	0	0	0	48	V. Buck	5	12	2.4	12	0
9/15	W	24-7	L.A. Rams	68,583	Fenerty	5	3	2	0	0	0	0	30	Glenn	4	35	8.8	18	0
9/22	W	26-0	Minnesota	68,591	Heyward	5	4	1	0	0	0	0	30	Jones	3	61	20.3	51	0
9/29	W	27-6	at Atlanta	56,556	Hilliard	5	4	1	0	0	0	0	30	Cook	3	54	18.0	22	0
10/13	W	13-6	at Philadelphia	64,224	E. Martin	4	0	4	0	0	0	0	24	Maxie	3	33	11.0	31	1
10/20	W	23-7	Tampa Bay	68,591	Jordan	3	2	1	0	0	0	0	18	Mills	2	13	6.5	8	0
10/27	L	17-20	Chicago	68,591	Early	2	0	2	0	0	0	0	12	Swilling	1	39	39.0	39	1
11/3	W	24-17	at L.A. Rams	58,713	McAfee	2	2	0	0	0	0	0	12	V. Johnson	1	19	19.0	19	0
11/10	W	10-3	San Francisco	68,591	Carroll	1	0	1	0	0	0	0	6	Thompson	1	14	14.0	14	0
11/17	L	21-24	at San Diego	48,420	Maxie	1	0	1	0	0	0	0	6	Petry	1	4	4.0	4	0
11/24	Lot	20-23	Atlanta	68,591	Swilling	1	0	1	0	0	0	0	6	Saints	29	482	16.6	79	2
12/1	L	24-38	at San Francisco	62,092	Warren	1	0	1	0	0	0	0	6	Opponents	15	257	17.1	59	

1992 SAINTS STATISTICS

RECORD: 12-4

FINISH: 2nd-NFC WEST

Date	W/L	Score	Opponent	Attendance	SCORING	TD	Ru	Pa	Rt	PAT	FG	S	TP	INTERCEPTIONS	No	Yds	Avg	LG	TD
9/6	L	13-15	at Philadelphia	63,513	Andersen	0	0	0	0	33/34	29/34	0	120	Cook	6	90	15.0	48t	1
9/13	W	28-6	Chicago	68,591	Hilliard	7	3	4	0	0	0	0	42	Atkins	3	0	0.0	0	0
9/20	W	10-7	at Atlanta	67,328	Early	5	0	5	0	0	0	30	Jones	2	71	35.5	71t	1	
9/27	L	10-16	San Francisco	68,591	E. Martin	5	0	5	0	0	0	30	V. Buck	2	51	25.5	34t	1	
10/4	W	13-7	at Detroit	66,971	Dunbar	3	3	0	0	0	0	18	Taylor	2	20	10.0	20	0	
10/11	W	13-10	L.A. Rams	68,591	Heyward	3	3	0	0	0	0	18	Maxie	2	12	6.0	8	0	
10/18	W	30-21	at Phoenix	27,735	Small	3	0	3	0	0	0	18	Mills	1	10	10.0	10	0	
11/1	W	23-21	Tampa Bay	68,591	Carroll	2	0	2	0	0	0	12	Saints	18	254	14.1	71t	3	
11/8	W	31-14	at New England	45,413	Goff	2	0	0	2	0	0	12	Opponents	16	280	17.5	56t	2	
11/15	L	20-21	at San Francisco	64,895	V. Buck	1	0	0	1	0	0	6							
11/23	W	20-3	Washington	68,591	Cook	1	0	0	1	0	0	6							
11/29	W	24-13	Miami	68,591	Jones	1	0	0	1	0	0	6							
12/3	W	22-14	Atlanta	68,591	McAfee	1	1	0	0	0	0	6							
12/13	W	37-14	at L.A. Rams	47,355	Mills	1	0	0	1	0	0	6							
12/20	L	16-20	Buffalo	68,591	Saints	35	10	19	6	33/34	29/34	0	330						
12/26	W	20-0	at New York Jets	45,614	Opponents	24	8	13	3	22/24	12/17	0	202						

TEAM STATISTICS	N.O.	OPP.	SACKS: W. Martin 15.5, Jackson 13.5, Swilling 10.5, Warren 4.0, Wilks 4.0, Mills 3.0,
TOTAL FIRST DOWNS	267	246	
Rushing	92	86	Turnbull 1.5, Cook 1.0, Johnson 1.0, Maxie 1.0, Miller 1.0, V. Buck 0.5, Smeenge 0.5, Saints 57.0, Opp. 15.0
Passing	155	146	
Penalty	20	14	
3rd Down: Made/Att.	75/197	71/209	
3rd Down Pct.	38.1	34.0	
4th Down: Made/Att.	3/8	8/18	
4th Down Pct.	37.5	44.4	
POSSESSION AVG.	31.10	28.50	
TOTAL NET YARDS	4806	4075	
Avg. Per Game	300.4	254.7	
Total Plays	895	949	
Avg. Per Play	5.4	4.3	
NET YARDS RUSHING	1628	1605	
Avg. Per Game	101.8	100.3	
Total Rushes	454	381	
NET YARDS PASSING	3178	2470	
Avg. Per Game	198.6	154.4	
Sacked/Yards Lost	15/119	57/376	
Gross Yards	3297	2846	
Att./Completions	426/251	511/287	
Completion Pct.	58.9	56.2	
Had Intercepted	16	18	
PUNTS/AVERAGE	67/44.0	89/41.2	
NET PUNTING AVG.	67/37.7	89/37.0	
PENALTIES/YARDS	60/567	77/729	
FUMBLES/BALL LOST	27/13	37/20	
TOUCHDOWNS	35	24	
Rushing	10	8	
Passing	19	13	
Returns	6	3	

RUSHING	No	Yds	Avg	LG	TD
Andersen	154	565	3.7	25	3
Hilliard	115	445	3.9	22	3
Heyward	104	416	4.0	23	3
Hilliard	39	114	2.9	19	1
Hebert	32	95	3.0	18	0
Early	3	-1	-3.7	7	0
Barnhardt	4	-2	-5.0	12	0
M. Buck	3	-4	-1.3	-1	0
Saints	454	1628	3.6	25	10
Opponents	381	1605	4.2	41	8

RECEIVING	No	Yds	Avg	LG	TD
E. Martin	68	1041	15.3	52t	5
Hilliard	48	465	9.7	41	4
Early	30	566	18.9	59t	5
Small	23	278	12.1	33	3
Heyward	19	159	8.4	21	0
Carroll	18	292	16.2	72t	2
Brenner	12	161	13.4	23	0
Wainright	9	143	15.9	29	0
Dunbar	9	62	6.9	13	0
Turner	5	43	8.6	18	0
Stowers	4	23	5.8	8	0
Newman	3	21	7.0	8	0
McAfee	1	16	16.0	16	0
Dowdell	1	6	6.0	6	0
Lipps	1	1	1.0	1	0
Cooper	0	20	---	20	0
Saints	251	3297	13.1	72t	19
Opponents	287	2846	9.9	44	13

1992 NFC WEST STANDINGS	W	L	T	Pct.
San Francisco	14	2	0	.875
New Orleans	12	4	0	.750
Atlanta	6	10	0	.375
L.A. Rams	6	10	0	.375

PASSING	Att	Cmp	Yds	Cmp%	Yds/Att	TD	TD%	Int	Int%	Long	Sk/Yds	Rating
Hebert	422	249	3287	59.0	7.79	19	4.5	16	3.8	72t	15/119	82.9
M. Buck	4	2	10	50.0	2.50	0	0.0	0	0.0	10	0	56.3
Team	426	251	3297	58.9	7.74	19	4.5	16	3.8	72t	15/119	82.6
Opponents	511	287	2846	56.2	5.57	13	2.5	18	3.5	44	57/376	65.9

1993 SAINTS STATISTICS

RECORD: 8-8

FINISH: 2nd-NFC WEST

Date	W/L	Score	Opponent	Attendance	SCORING	TD	Ru	Pa	Rt	PAT	FG	S	TP	INTERCEPTIONS	No	Yds	Avg	LG	TD
9/5	W	33-21	Houston	69,029	Andersen	0	0	0	0	33/33	28/35	0	117	Atkins	3	59	19.7	37	0
9/12	W	34-31	at Atlanta	64,287	Early	6	0	6	0	0	0	36	Taylor	2	32	16.0	30	0	
9/19	W	14-3	Detroit	69,039	Brown	3	2	1	0	0	0	18	V. Buck	2	28	14.0	28	0	
9/26	W	16-13	San Francisco	69,041	Hilliard	3	2	1	0	0	0	18	Jones	1	12	12.0	12	0	
10/3	W	37-6	at L.A. Rams	50,709	Hughes	3	0	3	0	0	0	18	Turnbull	1	2	2.0	2	0	
10/17	L	14-37	at Pittsburgh	56,056	E. Martin	3	0	3	0	0	0	18	Cook	1	0	0.0	0	0	
10/24	L	15-26	Atlanta	69,043	Muster	3	3	0	0	0	0	18	Saints	10	133	13.3	37	0	
10/31	W	20-17	at Phoenix	36,778	Smith	2	0	2	0	0	0	12	Opponents	21	444	21.1	67t	6	
11/14	L	17-19	Green Bay	69,043	Brenner	1	0	0	1	0	0	6							
11/22	L	7-42	at San Francisco	66,500	Dowdell	1	0	1	0	0	0	6							
11/28	W	17-14	at Minnesota	53,030	McAfee	1	1	0	0	0	0	6							
12/5	L	13-17	at Cleveland	60,388	Mills	1	0	0	1	0	0	6							
12/12	L	20-23	L.A. Rams	69,033	Neal	1	1	0	0	0	0	6							
12/20	L	14-24	N.Y. Giants	69,036	Neal	1	1	0	0	0	0	6							
12/26	L	26-37	at Philadelphia	50,085	Newman	1	0	1	0	0	0	6							
1/2	W	20-13	Cincinnati	58,036	Small	1	0	1	0	0	0	6							

TEAM STATISTICS	N.O.	OPP.	SACKS: Turnbull 13.0, Jackson 11.5, Johnson 5.0, W. Martin 5.0, V. Buck 3.0, Miller 2.5, Goff 2.0, Mills 2.0, James E. Williams 2.0, Atkins 1.0, Cook 1.0, Jones 1.0, Smeenge 1.0, Saints 51.0, Opp. 40.0
TOTAL FIRST DOWNS	264	273	
Rushing	94	116	
Passing	158	145	
Penalty	12	12	
3rd Down: Made/Att.	72/203	92/227	
3rd Down Pct.	35.5	40.5	
4th Down: Made/Att.	7/11	9/16	
4th Down Pct.	63.6	56.3	
POSSESSION AVG.	28.32	31.28	
TOTAL NET YARDS	4707	4696	
Avg. Per Game	294.2	293.5	
Total Plays	935	1008	
Avg. Per Play	5.0	4.7	
NET YARDS RUSHING	1766	2090	
Avg. Per Game	110.4	130.6	
Total Rushes	414	513	
NET YARDS PASSING	2941	2606	
Avg. Per Game	183.8	162.9	
Sacked/Yards Lost	40/242	51/318	
Gross Yards	3183	2924	
Att./Completions	481/274	444/259	
Completion Pct.	57.0	58.3	
Had Intercepted	21	10	
PUNTS/AVERAGE	77/43.6	80/42.3	
NET PUNTING AVG.	77/37.5	80/34.8	
PENALTIES/YARDS	81/663	86/590	
FUMBLES/BALL LOST	24/13	30/20	
TOUCHDOWNS	33	39	
Rushing	10	7	
Passing	18	22	
Returns	5	10	

RUSHING	No	Yds	Avg	LG	TD
Brown	180	705	3.9	60	2
Wilson	31	230	7.4	44	0
Muster	64	214	3.3	18	3
Early	21	175	8.3	74t	1
Hilliard	50	165	3.3	16	2
McAfee	51	160	3.1	27	1
Neal	9	71	7.9	35t	1
Early	2	32	16.0	26	0
Barnhardt	1	18	18.0	18	0
M. Buck	1	0	0.0	0	0
Walsh	4	-4	-1.0	-1	0
Saints	414	1766	4.3	74t	10
Opponents	513	2090	4.1	71t	7

RECEIVING	No	Yds	Avg	LG	TD
E. Martin	66	950	14.4	54	3
Early	45	670	14.9	63t	6
Hilliard	40	296			

1994 SAINTS STATISTICS

RECORD: 7-9 FINISH: 2nd-NFC WEST

Date	W/L	Score	Opponent	Attendance	SCORING	TD	Ru	Pa	Rt	PAT	FG	S	TP	INTERCEPTIONS	No	Yds	Avg	LG	TD
9/4	L	17-30	Kansas City	69,362	Andersen	0	0	0	0	32/32	28/39	0	116:	Spencer	5	24	4.8	11	0
9/11	L	24-38	Washington	58,049	Bates	6	6	0	0	0	0	0	36:	James E. Williams	2	42	21.0	33t	1
9/18	W	9-7	at Tampa Bay	45,522	Small	5	0	5	0	0	0	0	32:	Hughes	2	31	15.5	31	0
9/25	L	13-24	at San Francisco	63,971	Haynes	5	0	5	0	0	0	0	30:	Lee	2	3	1.5	3	0
10/2	W	27-22	New York Giants	55,076	Walls	4	0	4	0	0	0	0	26:	Conner	1	56	56.0	56	0
10/9	L	7-17	at Chicago	63,822	Brown	4	3	1	0	0	0	0	24:	Clark	1	30	30.0	30	0
10/16	L	22-36	San Diego	50,565	Early	4	0	4	0	0	0	0	24:	Mills	1	10	10.0	10	0
10/23	W	37-34	L.A. Rams	47,908	Hughes	4	0	0	4	0	0	0	24:	Lumpkin	1	1	1.0	1	0
11/6	L	20-21	at Minnesota	57,564	Smith	3	0	3	0	0	0	0	18:	Buck	1	0	0.0	0	0
11/13	W	33-32	Atlanta	60,313	Muster	1	1	0	0	0	0	0	6:	Tubbs	1	0	0.0	0	0
11/20	L	19-24	at L.A. Raiders	41,722	Neal	1	1	0	0	0	0	0	6:	Saints	17	197	11.6	56	1
11/28	L	14-35	San Francisco	61,304	J. Williams	1	0	0	1	0	0	0	6:	Opponents	18	386	21.4	74t	3
12/4	W	31-15	at L.A. Rams	34,960	Saints	38	11	22	5	32/32	28/39	0	348:						
12/11	W	29-20	at Atlanta	61,307	Opponents	45	10	28	7	41/41	30/37	0	407:						
12/19	L	16-24	Dallas	67,233	2 Pt. Conv.: Small, Walls, Saints 2-6, Opp. 3-4														
12/24	W	30-28	at Denver	64,445															

TEAM STATISTICS	N.O.	OPP.	Turnbull 10.0, Legette 1.0, Mills 1.0, Tubbs 1.0, Saints 36.0, Opp. 24.0
TOTAL FIRST DOWNS	308	337	
Rushing	78	106	
Passing	203	208	
Penalty	1	23	
3rd Down: Made/Att.	71/199	91/210	
3rd Down Pct.	35.7	43.3	
4th Down: Made/Att.	8/16	11/19	
4th Down Pct.	50.0	57.9	
POSSESSION AVG.	29:04	30:56	
TOTAL NET YARDS	5182	5569	
Avg. Per Game	323.9	348.1	
Total Plays	966	1053	
Avg. Per Play	5.4	5.3	
NET YARDS RUSHING	1336	1758	
Avg. Per Game	83.5	109.9	
Total Rushes	373	458	
NET YARDS PASSING	3846	3811	
Avg. Per Game	240.4	238.2	
Sacked/Yards Lost	24/181	36/196	
Gross Yards	4027	4007	
Att./Completions	569/366	559/353	
Completion Pct.	64.3	63.1	
Had Intercepted	18	17	
PUNTS/AVERAGE	67/43.6	60/42.6	
NET PUNTING AVG.	67/33.5	60/37.4	
PENALTIES/YARDS	88/678	105/922	
FUMBLES/BALL LOST	22/14	28/14	
TOUCHDOWNS	38	45	
Rushing	11	10	
Passing	22	28	
Returns	5	7	
Score by Periods	1 2 3 4 OT TOT	OT TOT	
Saints	42 132 77 97 0 348		
Opponents	82 120 83 122 0 407		

1994 NFC WEST STANDINGS

Saints Finish: 2nd place	W	L	T	Pct.
San Francisco	13	3	0	.813
New Orleans	7	9	0	.438
Atlanta	7	9	0	.438
L.A. Rams	4	12	0	.250

PASSING	Att	Cmp	Yds	Cmp%	Yds/Att	TD	TD%	Int	Int%	Long	Sk/Yds	Rating
Everett	540	346	3855	64.1	7.14	22	4.1	18	3.3	78t	21/164	84.9
W. Wilson	28	20	172	71.4	6.14	0	0.0	0	0.0	16	3/17	87.2
Barnhardt	1	0	0	0.0	0.0	0	0.0	0	0.0	0	0/0	39.6
Saints	569	366	4027	64.3	7.08	22	3.9	18	3.2	78t	24/181	84.9
Opponents	559	353	4007	63.1	7.17	28	5.0	17	3.0	59	36/196	88.6

1995 SAINTS STATISTICS

RECORD: 7-9 FINISH: 5th-NFC WEST

Date	W/L	Score	Opponent	Attendance	SCORING	TD	Ru	Pa	Rt	PAT	FG	S	TP	INTERCEPTIONS	No	Yds	Avg	LG	TD
9/3	L	22-24	San Francisco	66,627	Brien	0	0	0	0	16/16	12/17	0	52:	Wilmsmeyer	73	2965	40.6	35.6	5
9/10	L	13-17	at St. Louis	59,335	Early	8	0	8	0	0	0	0	48:	Saints	74	2965	40.1	35.6	5
9/17	L	24-27	Atlanta	57,442	Bates	7	7	0	0	0	0	0	42:	Opponents	66	2756	41.8	35.6	7
9/24	L	29-45	at New York Giants	72,619	Small	6	1	5	0	0	0	0	36:						
10/1	L	10-15	Philadelphia	43,938	Lohmiller	0	0	0	0	11/13	8/14	0	35:	PUNT RET	Ret	FC	Yds	Avg	LG
10/15	W	33-30	Miami	55,628	Walls	4	0	4	0	0	0	0	26:	Hughes	28	22	26.2	9.4	7.4
10/22	L	3-20	at Carolina	55,484	Haynes	4	0	4	0	0	0	0	24:	Legette	1	0	6.0	6.0	6.0
10/29	W	11-7	at San Francisco	65,272	Smith	3	0	3	0	0	0	0	20:	Buck	0	1	0	---	---
11/5	W	19-10	St. Louis	43,120	Brown	2	1	0	0	0	0	0	12:	Saints	29	23	26.8	9.2	7.4
11/12	W	17-14	Indianapolis	44,122	Zellers	2	2	0	0	0	0	0	12:	Opponents	36	22	23.3	6.5	3.3
11/19	L	24-43	at Minnesota	58,108	Lumpkin	1	0	0	1	0	0	0	6:						
11/26	W	34-26	Carolina	39,580	Neal	1	0	1	0	0	0	0	6:	KICKOFF RET	No	Yds	Avg	LG	
12/3	W	31-17	at New England	59,876	Saints	38	11	26	1	27/29	20/31	0	319:	Hughes	66	1617	24.5	8.3	0
12/10	L	14-19	at Atlanta	54,603	Opponents	38	13	23	2	33/33	27/35	0	348:	Neal	2	28	14.0	16.0	0
12/16	L	23-34	Green Bay	50,132	2 Pt. Conv.: Smith, Walls, Saints 2-9, Opp. 3-5									Neal	2	33	16.5	19.0	0
12/24	W	12-0	at New York Jets	28,885										McCleskey	1	0	0.0	0.0	0

TEAM STATISTICS	N.O.	OPP.	SACKS: Martin 13.0, Turnbull 7.0, Joe Johnson 5.5, Dixon 4.0, Porter 3.0, Broughton 2.0, Harvey 2.0, McIntosh 2.0, Stanley 2.0, Goff 1.5, Fields 1.0, B. Jones 1.0, Legette 1.0, Tubbs 1.0, Saints 44.0, Opp. 28.0
TOTAL FIRST DOWNS	294	320	
Rushing	75	107	
Passing	202	195	
Penalty	1	18	
3rd Down: Made/Att.	91/215	97/222	
3rd Down Pct.	42.3	43.7	
4th Down: Made/Att.	5/11	8/13	
4th Down Pct.	45.5	61.5	
POSSESSION AVG.	28:15	31:45	
TOTAL NET YARDS	5178	5561	
Avg. Per Game	323.6	347.8	
Total Plays	984	1056	
Avg. Per Play	5.3	5.3	
NET YARDS RUSHING	1390	1838	
Avg. Per Game	86.9	114.9	
Total Rushes	383	469	
NET YARDS PASSING	3788	3723	
Avg. Per Game	236.8	232.7	
Sacked/Yards Lost	28/214	44/275	
Gross Yards	4002	3998	
Att./Completions	573/349	543/329	
Completion Pct.	60.9	60.6	
Had Intercepted	14	17	
PUNTS/AVERAGE	74/40.1	66/41.8	
NET PUNTING AVG.	74/35.6	66/35.6	
PENALTIES/YARDS	86/688	109/930	
FUMBLES/BALL LOST	19/11	29/12	
TOUCHDOWNS	38	38	
Rushing	11	13	
Passing	26	23	
Returns	1	2	
Score by Periods	1 2 3 4 OT TOT	OT TOT	
Saints	61 75 74 109 0 319		
Opponents	71 132 81 61 3 348		

INTERCEPTIONS	No	Yds	Avg	LG	TD
Spencer	4	11	2.8	9	0
Allen	2	28	14.0	28	0
Hughes	2	19	9.5	19	0
Dixon	2	17	8.5	11	0
Pahukoa	2	12	6.0	12	0
Lumpkin	1	47	47.0	47t	1
Legette	1	43	43.0	43	0
Martin	1	12	12.0	12	0
Tubbs	1	6	6.0	6	0
McCleskey	1	0	0.0	0	0
Saints	17	195	11.5	47t	1
Opponents	14	273	19.5	60	2

FIELD GOALS	1-19	20-29	30-39	40-49	50+
Brien	0/0	4/4	4/6	4/6	0/1
Lohmiller	0/0	4/6	3/4	0/2	1/2
Saints	0/0	8/10	7/10	4/8	1/3
Opponents	2/2	8/8	8/10	5/9	4/6

TEAM STATISTICS	N.O.	OPP.	SACKS: Martin 13.0, Turner 7.0, Joe Johnson 5.5, Dixon 4.0, Porter 3.0, Broughton 2.0, Harvey 2.0, McIntosh 2.0, Stanley 2.0, Goff 1.5, Fields 1.0, B. Jones 1.0, Legette 1.0, Tubbs 1.0, Saints 44.0, Opp. 28.0
TOTAL FIRST DOWNS	294	320	
Rushing	75	107	
Passing	202	195	
Penalty	1	18	
3rd Down: Made/Att.	91/215	97/222	
3rd Down Pct.	42.3	43.7	
4th Down: Made/Att.	5/11	8/13	
4th Down Pct.	45.5	61.5	
POSSESSION AVG.	28:15	31:45	
TOTAL NET YARDS	5178	5561	
Avg. Per Game	323.6	347.8	
Total Plays	984	1056	
Avg. Per Play	5.3	5.3	
NET YARDS RUSHING	1390	1838	
Avg. Per Game	86.9	114.9	
Total Rushes	383	469	
NET YARDS PASSING	3788	3723	
Avg. Per Game	236.8	232.7	
Sacked/Yards Lost	28/214	44/275	
Gross Yards	4002	3998	
Att./Completions	573/349	543/329	
Completion Pct.	60.9	60.6	

1996 SAINTS STATISTICS

RECORD: 3-13 FINISH: 5th-NFC WEST

Date	W/L	Score	Opponent	Attendance	SCORING	TD	Ru	Pa	Rt	PAT	FG	S	TP	INTERCEPTIONS	No	Yds	Avg	LG	TD
9/1	L	11-27	at San Francisco	63,970	Brien	0	0	0	18/18	21/25	0	81		Newman	3	40	13.3	21	0
9/8	L	20-22	Carolina	43,288	Haynes	4	4	0	0	0	0	26		Jackson	3	24	8.0	10	0
9/15	L	15-30	at Cincinnati	45,412	Bates	4	4	0	0	0	0	24		McMillian	2	4	2.0	4	0
9/22	L	14-28	Arizona	34,316	Zellers	4	4	0	0	0	0	24		Molden	2	2	1.0	2	0
9/29	L	10-17	at Baltimore	61,063	Jeffries	3	0	3	0	0	0	18		Allen	1	33	33.0	33	0
10/6	W	17-13	Jacksonville	34,231	Small	3	1	2	0	0	0	18		Tubbs	1	11	11.0	11	0
10/13	W	27-24	Chicago	43,512	Neal	2	1	1	0	0	0	12		Saints	12	114	9.5	33	0
10/20	L	7-19	at Carolina	70,888	DeRamus	1	0	1	0	0	0	6		Opponents	17	93	5.5	35	0
11/03	L	17-24	San Francisco	53,297	Guess	1	0	1	0	0	0	6							
11/10	L	14-31	Houston	34,121	T. Johnson	1	0	1	0	0	0	6							
11/17	L	15-17	at Atlanta	43,119	B. Jones	1	0	0	0	0	0	6							
11/24	L	7-13	at Tampa Bay	40,203	Wilmsmeyer	0	0	0	0	0	0	2							
12/1	L	10-26	St. Louis	26,310	Saints	24	10	13	1	18/18	21/25	0	229						
12/8	L	15-31	Atlanta	32,923	Opponents	34	11	22	1	32/32	33/42	0	339						
12/15	W	17-3	at New York Giants	52,530	2 Pt. Conv.: Haynes, Wilmsmeyer, Saints 2-6, Opp. 2-2														
12/21	L	13-14	at St. Louis	57,681															

TEAM STATISTICS	N.O.	OPP.	SACKS: Martin 11.0, J. Johnson 7.5, Turnbull 6.5, Mickell 3.0, Broughton 2.0, Fields 2.0, Robbins 1.0, Stokes 1.0, Tubbs 1.0, Saints 41.0, Opp. 22.0
TOTAL FIRST DOWNS	232	287	
Rushing	77	104	
Passing	135	152	
Penalty	20	31	
3rd Down: Made/Att.	65/207	85/232	
3rd Down: Pct.	31.4	36.6	
4th Down: Made/Att.	6/19	9/16	
4th Down: Pct.	31.6	56.3	
POSSESSION AVG.	27:33	32:27	
TOTAL NET YARDS	4206	4910	
Avg. Per Game	262.9	306.9	
Total Plays	423	1027	
Avg. Per Play	4.6	4.8	
NET YARDS RUSHING	1308	2076	
Avg. Per Game	81.8	129.8	
Total Rushes	386	521	
NET YARDS PASSING	2898	2834	
Avg. Per Game	181.1	177.1	
Sacked/Yards Lost	22/171	41/283	
Gross Yards	3069	3117	
Att./Completions	515/295	465/267	
Completion Pct.	57.3	57.4	
Had Intercepted	17	12	
PUNTS/AVERAGE	87/40.8	74/43.0	
NET PUNTING AVG.	87/32.5	74/40.1	
PENALTIES/YARDS	114/853	102/823	
FUMBLES/BALL LOST	30/20	25/10	
TOUCHDOWNS	24	34	
Rushing	10	11	
Passing	13	22	
Returns	1	1	
Score by Periods	1 2 3 4 OT TOT		
Saints	42 58 38 91 0 229		
Opponents	80 105 78 76 0 339		

PASSING	Att	Cmp	Yds	Cmp%	Yds/Att	TD	TD%	Int	Int%	Long	Sk/Yds	Rating
Everett	464	267	2797	57.5	6.03	12	2.6	16	3.4	51	19/154	69.4
Nussmeier	50	28	272	56.0	5.44	1	2.0	1	2.0	57	3/17	69.8
Ea. Hunter	1	0	0	0.0	0.00	0	0.0	0	0.0	0	0/0	39.6
Saints	515	295	3069	57.3	5.96	13	2.5	17	3.3	57	22/171	69.3
Opponents	465	267	3117	57.4	6.70	22	4.7	12	2.6	70	41/283	82.9

1997 SAINTS STATISTICS

RECORD: 6-10 FINISH: 4th-NFC WEST

Date	W/L	Score	Opponent	Attendance	SCORING	TD	Ru	Pa	Rt	PAT	FG	S	TP	INTERCEPTIONS	No	Yds	Avg	LG	TD
8/31	L	24-38	at St. Louis	64,575	Brien	0	0	0	0	22/22	23/27	0	91						
9/7	L	6-20	San Diego	65,760	Hastings	5	0	5	0	0	0	32		Newman	3	19	6.3	17	0
9/14	L	15-30	at San Francisco	61,838	Bates	4	4	0	0	0	0	24		Washington	2	30	15.0	30	0
9/21	W	35-17	Detroit	50,016	Zellers	4	4	0	0	0	0	24		Allen	2	27	13.5	27	0
9/28	L	9-14	at New York Giants	68,891	Guliford	2	0	1	0	0	0	12		Tubbs	2	21	10.5	15	0
10/5	W	20-17	at Chicago	58,865	Hill	2	0	2	0	0	0	12		Kelly	1	15	15.0	15	0
10/12	L	17-23	Atlanta	66,619	Poole	2	0	2	0	0	0	12		Harvey	1	7	7.0	7	0
10/19	L	0-13	Carolina	50,963	Fanquhar	1	0	1	0	0	0	6		Saints	16	194	12.1	39	0
10/26	L	0-23	San Francisco	60,443	Fields	1	0	0	1	0	0	6		Opponents	33	342	10.4	44	1
11/9	W	13-10	at Oakland	40,091	Hobbs	1	0	1	0	0	0	6							
11/16	W	20-17	Seattle	50,493	Shuler	1	0	1	0	0	0	6							
11/23	L	3-20	at Atlanta	48,620	L. Smith	1	0	1	0	0	0	6							
11/30	W	16-13	at Carolina	57,957	Saints	24	9	13	2	22/22	23/27	0	237						
12/7	L	27-34	St. Louis	54,803	Opponents	35	11	21	3	33/33	28/36	0	327						
12/14	W	27-10	Arizona	45,517	2 Pt. Conv.: Hastings, Saints 1-2, Opp. 0-2														
12/21	L	13-25	at Kansas City	66,772															

TEAM STATISTICS	N.O.	OPP.	SACKS: Martin 10.5, J. Johnson 8.5, Fields 8.0, Glover 6.5, B. Smith 5.0, Mitchell 4.0, Molden 4.0, Mickell 3.5, Harvey 3.0, Tubbs 2.5, Opponents 92.3668 39.9 33.0 7 27 62.1
TOTAL FIRST DOWNS	229	280	
Rushing	78	95	
Passing	127	168	
Penalty	24	17	
3rd Down: Made/Att.	54/207	102/252	
3rd Down: Pct.	26.1	40.5	
4th Down: Made/Att.	14/22	7/12	
4th Down: Pct.	63.6	58.3	
POSSESSION AVG.	27:47	32:13	
TOTAL NET YARDS	4045	4645	
Avg. Per Game	252.8	290.3	
Total Plays	925	1073	
Avg. Per Play	4.4	4.3	
NET YARDS RUSHING	1461	1764	
Avg. Per Game	91.3	110.3	
Total Rushes	417	496	
NET YARDS PASSING	2584	2881	
Avg. Per Game	161.5	180.1	
Sacked/Yards Lost	50/317	59/408	
Gross Yards	2901	3289	
Att./Completions	458/228	518/293	
Completion Pct.	49.8	56.6	
Had Intercepted	33	16	
PUNTS/AVERAGE	88/45.9	92/39.9	
NET PUNTING AVG.	88/34.9	92/33.0	
PENALTIES/YARDS	101/811	110/895	
FUMBLES/BALL LOST	34/22	31/15	
TOUCHDOWNS	24	35	
Rushing	9	11	
Passing	13	21	
Returns	2	3	
Score by Periods	1 2 3 4 OT TOT		
Saints	22 76 38 98 3 237		
Opponents	70 107 51 99 0 327		

PASSING	Att	Cmp	Yds	Cmp%	Yds/Att	TD	TD%	Int	Int%	Long	Sk/Yds	Rating
Shuler	203	106	1288	52.2	6.34	2	1.0	14	6.9	89	21/132	46.6
Hobert	131	61	891	46.6	6.80	6	4.6	8	6.1	49	4/29	59.0
Wuerffel	91	42	518	46.2	5.69	4	4.4	8	8.8	47	18/116	42.3
Nussmeier	32	18	183	56.3	5.72	0	0.0	3	9.4	24	6/32	33.7
Bates	1	1	21	100.0	21.00	1	100.0	0	0.0	21	0/0	158.3
Hill	0	0	0	—	—	0	—	0	—	—	—	—
Saints	458	228	2901	49.8	6.33	13	2.8	33	7.2	89	50/317	49.4
Opponents	518	293	3289	56.6	6.35	21	4.1	16	3.1	52	59/408	76.3

1998 SAINTS STATISTICS

RECORD: 6-10 FINISH: 3rd-NFC WEST

Date	W/L	Score	Opponent	Attendance	SCORING	TD	Ru	Pa	Rt	PAT	FG	S	TP	INTERCEPTIONS	No	Yds	Avg	LG	TD
9/6	W	24-17	at St. Louis	56,943	Brien	0	0	0	0	31/31	20/22	0	91	Knight	6	171	28.5	91t	2
9/13	W	19-14	Carolina	51,915	Cleeland	6	0	6	0	0	0	0	36	Drakeford	4	76	19.0	32t	1
9/27	W	19-13	at Indianapolis	48,480	Craver	5	2	2	1	0	0	0	30	Cota	4	16	4.0	9	0
10/4	L	27-30	New England	56,172	Bech	3	0	3	0	0	0	0	18	Kelly	2	104	52.0	79t	1
10/11	L	0-31	San Francisco	62,811	Hastings	3	0	3	0	0	0	0	18	Weary	2	64	32.0	63t	1
10/18	L	23-31	at Atlanta	60,774	L. Smith	3	1	2	0	0	0	0	18	Molden	2	35	17.5	24	0
10/25	W	9-3	Tampa Bay	52,695	Knight	2	0	2	0	0	0	0	12	Glover	1	0	0.0	0	0
11/1	L	17-31	at Carolina	62,514	Poole	2	0	2	0	0	0	0	12	Saints	21	466	22.2	91t	5
11/8	L	24-31	at Minnesota	63,779	Collins	1	1	0	0	0	0	0	6	Opponents	19	186	9.8	56t	3
11/15	W	24-3	St. Louis	46,430	T. Davis	1	1	0	0	0	0	0	6						
11/22	L	20-31	at San Francisco	68,429	Dawkins	1	0	1	0	0	0	0	6						
11/29	L	10-30	at Miami	73,216	Drakeford	1	0	1	0	0	0	0	6						
12/6	W	22-3	Dallas	65,065	Fields	1	0	1	0	0	0	0	6						
12/13	L	17-27	Atlanta	61,678	J. Johnson	1	0	0	1	0	0	0	6						
12/20	L	17-19	at Arizona	51,617	Kelly	1	0	1	0	0	0	0	6						
12/27	L	33-45	Buffalo	39,707	Mitchell	1	0	1	0	0	0	0	6						

TEAM STATISTICS	N.O.	OPP
TOTAL FIRST DOWNS	258	326
Rushing	67	86
Passing	165	208
Penalty	26	32
3rd Down: Made/Att.	77/215	99/226
3rd Down: Pct.	35.8	43.8
4th Down: Made/Att.	6/17	4/9
4th Down: Pct.	35.3	44.4
POSSESSION AVG.	28:03	31:57
TOTAL NET YARDS	4463	5668
Avg. Per Game	278.9	354.3
Total Plays	966	1053
Avg. Per Play	4.6	5.4
NET YARDS RUSHING	1325	1700
Avg. Per Game	82.8	106.3
Total Rushes	374	467
NET YARDS PASSING	3138	3968
Avg. Per Game	196.1	248.0
Sacked/Yards Lost	57/376	47/288
Gross Yards	3514	4256
Att./Completions	535/278	539/328
Completion Pct.	52.0	60.9
Had Intercepted	19	21
PUNTS/AVERAGE	90/45.4	75/43.5
NET PUNTING AVG.	90/35.8	75/36.7
PENALTIES/YARDS	121/928	132/1164
FUMBLES/BALL LOST	28/14	24/11
TOUCHDOWNS	35	40
Rushing	6	13
Passing	19	24
Returns	10	3

Score by Periods	1	2	3	4	OT	TOT
Saints	50	125	41	83	6	305
Opponents	74	126	74	85	0	359

RECEIVING	No	Yds	Avg	LG	TD
Cleeland	54	684	12.7	53	6
Dawkins	53	823	15.5	64t	1
Hastings	35	455	13.0	89t	3
Craver	33	214	6.5	49	2
Poole	24	509	21.2	82t	2
L. Smith	24	249	10.4	35t	2
T. Davis	16	99	6.2	19	0
Bech	14	264	18.9	72t	3
Guliford	10	124	12.4	24	0
Zellars	10	50	5.0	14	0
Farquhar	1	13	13.0	13	0
Slutzker	1	10	10.0	10	0
Wilcox	1	10	10.0	10	0
T. Johnson	1	8	8.0	8	0
Perry	1	2	2.0	2	0
Saints	278	3514	12.6	89t	19
Opponents	328	4256	13.0	81t	24

PASSING	Att	Cmp	Yds	Cmp%	Yds/Att	TD	TD%	Int	Int%	Long	Sk/Yds	Rating
Tolliver	199	110	1427	55.3	7.17	8	4.0	4	2.0	82t	11/88	83.1
Collins	191	94	1202	49.2	6.29	4	2.1	10	5.2	89t	21/140	54.5
Wuerffel	119	62	695	52.1	5.84	5	4.2	5	4.2	64t	23/131	66.3
Hobert	23	11	170	47.8	7.39	1	4.3	0	0.0	35t	2/17	87.2
L. Smith	2	1	20	50.0	10.00	1	50.0	0	0.0	20t	0/0	125.0
Craver	1	0	0	0.0	0.00	0	0.0	0	0.0	0	0/0	39.6
Saints	535	278	3514	52.0	6.57	19	3.6	19	3.6	89t	57/376	69.8
Opponents	539	328	4256	60.9	7.90	24	4.5	21	3.9	81t	47/288	84.3

1999 SAINTS STATISTICS

RECORD: 3-13 FINISH: 5th-NFC WEST

Date	W/L	Score	Opponent	Attendance	SCORING	TD	Ru	Pa	Rt	PAT	FG	S	TP	INTERCEPTIONS	No	Yds	Avg	LG	TD
9/12	W	19-10	Carolina	58,166	Brien	0	0	0	0	20/21	24/29	0	92	Ambrose	6	27	4.5	16	0
9/19	L	21-28	at San Francisco	67,685	Poole	0	0	6	0	0	0	0	36	Clay	3	32	10.7	24	0
10/3	L	10-14	at Chicago	66,944	Kennison	4	0	4	0	0	0	0	26	Keith Mitchell	3	22	7.3	18	0
10/10	L	17-20	Atlanta	57,289	Tolliver	3	3	0	0	0	0	0	18	Weary	2	49	24.5	27	0
10/17	L	21-24	Tennessee	51,875	Delhomme	2	2	0	0	0	0	0	12	Fields	2	0	0.0	0	0
10/24	L	3-31	at New York Giants	77,982	R. Williams	2	2	0	0	0	0	0	12	Kelly	1	6	6.0	6	0
10/31	L	16-21	Cleveland	48,817	Bech	1	0	1	0	0	0	0	8	Molden	1	2	2.0	2	0
11/7	L	16-31	Tampa Bay	47,129	Cleeland	1	0	1	0	0	0	0	8	Knight	1	0	0.0	0	0
11/14	W	24-6	San Francisco	52,198	Dawsey	1	0	1	0	0	0	0	6	Saints	19	138	7.3	27	0
11/21	L	23-41	at Jacksonville	69,772	Drakeford	1	0	1	0	0	0	0	6	Opponents	30	483	16.1	64t	4
11/28	L	12-43	at St. Louis	65,864	Hastings	1	0	1	0	0	0	0	6						
12/5	L	12-35	at Atlanta	62,568	Hobert	1	0	1	0	0	0	0	6						
12/12	L	14-30	St. Louis	46,838	Slutzker	1	0	1	0	0	0	0	6	Barnhardt	82	3262	39.8	35.1	5
12/19	L	8-31	Baltimore	67,597	L. Smith	1	0	1	0	0	0	0	6	Brien	1	20	20.0	20.0	1
12/24	W	31-24	Dallas	47,835	Weary	1	0	1	0	0	0	0	6	Saints	83	3282	39.5	34.9	5
1/2	L	13-45	at Carolina	56,929	Wuerffel	1	0	1	0	0	0	0	6	Opponents	77	3183	41.3	36.2	7

TEAM STATISTICS	N.O.	OPP
TOTAL FIRST DOWNS	288	297
Rushing	97	105
Passing	159	170
Penalty	32	22
3rd Down: Made/Att.	74/220	79/204
3rd Down: Pct.	33.6	38.7
4th Down: Made/Att.	8/22	8/11
4th Down: Pct.	36.4	72.7
POSSESSION AVG.	30:54	29:06
TOTAL NET YARDS	4983	5318
Avg. Per Game	311.4	332.4
Total Plays	1055	966
Avg. Per Play	4.7	5.5
NET YARDS RUSHING	1690	1774
Avg. Per Game	105.6	110.9
Total Rushes	461	432
NET YARDS PASSING	3293	3544
Avg. Per Game	205.8	221.5
Sacked/Yards Lost	41/305	45/277
Gross Yards	3598	3821
Att./Completions	553/288	489/291
Completion Pct.	52.1	59.5
Had Intercepted	30	19
PUNTS/AVERAGE	83/39.5	77/41.3
NET PUNTING AVG.	83/34.9	77/36.2
PENALTIES/YARDS	110/877	124/1006
FUMBLES/BALL LOST	26/9	22/15
TOUCHDOWNS	29	35
Rushing	9	15
Passing	16	34
Returns	2	6

Score by Periods	1	2	3	4	OT	TOT
Saints	59	91	39	71	0	260
Opponents	79	124	104	127	0	434

RECEIVING	No	Yds	Avg	LG	TD
Kennison	61	835	13.7	90t	4
Poole	42	796	19.0	67t	6
Hastings	40	564	14.1	42	1
R. Williams	28	172	6.1	29	0
Cleeland	26	325	12.5	31	1
L. Smith	20	151	7.6	26	1
Craver	19	154	8.1	29	0
Dawsey	16	196	12.3	57	1
Slutzker	11	164	14.9	42	1
Davis	7	53	7.6	20	0
Wilcox	6	61	10.2	19	0
Bech	4	65	16.3	23t	1
Perry	4	26	6.5	11	0
Philyaw	2	23	11.5	14	0
P.J. Franklin	2	13	6.5	8	0
Saints	288	3598	12.5	90t	16
Opponents	291	3821	13.1	62t	34

PASSING	Att	Cmp	Yds	Cmp%	Yds/Att	TD	TD%	Int	Int%	Long	Sk/Yds	Rating
Tolliver	268	139	1916	51.9	7.15	7	2.6	16	6.0	57	19/152	58.9
Hobert	159	85	970	53.5	6.10	6	3.8	6	3.8</			

2000 SAINTS STATISTICS

RECORD: 10-6 FINISH: 1st-NFC WEST

Date	W/L	Score	Opponent	Attendance	SCORING	TD	Ru	Pa	Rt	PAT	FG	S	TP	INTERCEPTIONS	No	Yds	Avg	LG	TD
9/3	L	10-14	Detroit	64,900	Brien 0 0 0 0 37/37 23/29 0 106	0	0	0	0	0	0	0	0	0	0	0	0	0	0
9/10	W	28-27	at San Diego	51,300	R. Williams 9 8 1 0 0 54	8	1	0	0	0	0	0	0	0	0	0	0	0	0
9/17	L	10-20	at Seattle	59,513	Horn 8 0 8 0 0 48	0	0	0	0	0	0	0	0	0	0	0	0	0	0
9/24	L	7-21	Philadelphia	64,900	Jackson 6 0 6 0 0 36	0	0	0	0	0	0	0	0	0	0	0	0	0	0
10/8	W	31-10	at Chicago	66,944	A. Glover 4 0 4 0 0 24	0	0	0	0	0	0	0	0	0	0	0	0	0	0
10/15	W	24-6	Carolina	50,015	Allen 2 2 0 0 0 14	0	0	0	0	0	0	0	0	0	0	0	0	0	0
10/22	W	21-19	at Atlanta	56,508	Brooks 2 2 0 0 0 12	0	0	0	0	0	0	0	0	0	0	0	0	0	0
10/29	W	21-10	at Arizona	35,016	Knight 2 0 0 2 0 6	0	0	0	0	0	0	0	0	0	0	0	0	0	0
11/5	W	31-15	San Francisco	64,900	Mitchell 2 0 0 2 0 12	0	0	0	0	0	0	0	0	0	0	0	0	0	0
11/12	W	20-10	at Carolina	72,981	Blake 1 1 0 0 0 6	0	0	0	0	0	0	0	0	0	0	0	0	0	0
11/19	L	22-31	Oakland	64,900	Hall 1 0 1 0 0 6	0	0	0	0	0	0	0	0	0	0	0	0	0	0
11/26	W	31-24	at St. Louis	66,064	Milne 1 0 1 0 0 6	0	0	0	0	0	0	0	0	0	0	0	0	0	0
12/3	L	23-38	Denver	64,900	Moore 1 1 0 0 0 6	0	0	0	0	0	0	0	0	0	0	0	0	0	0
12/10	W	31-27	at San Francisco	67,892	Poole 1 0 1 0 0 6	0	0	0	0	0	0	0	0	0	0	0	0	0	0
12/17	W	23-7	Atlanta	64,900	D. Smith 1 0 0 1 0 6	0	0	0	0	0	0	0	0	0	0	0	0	0	0
12/24	L	21-26	St. Louis	64,900	Saints 41 14 22 5 37/37 23/29 0 354	0	0	0	0	0	0	0	0	0	0	0	0	0	0

TEAM STATISTICS	N.O.	OPP.	2-Pt. Conv.	Allen, Saints 1-4, Opp. 2-5	PUNT RET	Ret	FC	Yds	Avg	LG	TD							
TOTAL FIRST DOWNS	312	279	95	SACKS: L. Glover 17.0, Johnson 12.0, D. Howard 11.0, Mitchell 6.5, Whitehead 5.5, Hand 3.0, Fields 2.0, Knight 2.0, Oldham 2.0, D. Smith 2.0, Weary 2.0, Clarke 1.0, Saints 66.0, Opp. 39.0	Morton	30	14	278	9.3	51	0							
Rushing	117	95	159	Hand 3.0, Fields 2.0, Knight 2.0, Oldham 2.0, D. Smith 2.0, Weary 2.0, Clarke 1.0, Saints 66.0, Opp. 39.0	Canby	9	2	45	5.0	13	0							
Passing	169	159	26	Hand 3.0, Fields 2.0, Knight 2.0, Oldham 2.0, D. Smith 2.0, Weary 2.0, Clarke 1.0, Saints 66.0, Opp. 39.0	Mathis	1	1	5	5.0	5	0							
Penalty	26	25	80/204	Hand 3.0, Fields 2.0, Knight 2.0, Oldham 2.0, D. Smith 2.0, Weary 2.0, Clarke 1.0, Saints 66.0, Opp. 39.0	Wilson	0	0	11	—	11	0							
3rd Down: Made/Att	97/227	80/204	39.2	Hand 3.0, Fields 2.0, Knight 2.0, Oldham 2.0, D. Smith 2.0, Weary 2.0, Clarke 1.0, Saints 66.0, Opp. 39.0	Saints	40	17	339	8.5	51	0							
4th Down: Made/Att	42/77	39.2	66.0, Opp. 39.0	Opponents	37	17	494	13.4	95	2	0							
4th Down Pct.	58.8	28.6	RUSHING	No	Yds	Avg	LG	TD	KICKOFF RET	No	Yds	Avg	LG	TD				
POSSSESSION AVG.	31-27	28-33	R. Williams	248	1000	4.0	26	8	0	Morton	44	1029	23.4	68	0			
TOTAL NET YARDS	5397	4743	Blake	57	243	4.3	20	1	0	McAfee	10	251	25.1	52	0			
Avg. Per Game	337.3	296.4	Allen	46	179	3.9	18	2	0	Mathis	8	187	23.4	40	0			
Total Plays	1041	949	Brooks	41	170	4.1	29	2	0	Allen	0	6	—	6	0			
Avg. Per Play	5.2	5.0	Moore	37	156	4.2	40	1	0	Saints	62	1473	23.8	68	0			
NET YARDS RUSHING	2068	1672	Morton	36	136	3.8	16	0	0	Opponents	71	1743	24.5	93	2			
Avg. Per Game	129.3	104.5	T. Smith	29	131	4.5	16	0	0	FIELD GOALS	1-19	20-29	30-39	40-49	50+			
Total Rushes	505	395	McAfee	2	37	18.5	40	0	0	Brien	1/1	6/6	4/5	12/15	0/2			
NET YARDS PASSING	3329	3071	Horn	6	10	1.7	16	0	0	Saints	1/1	6/6	4/5	12/15	0/2			
Avg. Per Game	208.1	191.9	Gowin	1	5	5.0	5	0	0	Opponents	1/1	3/3	6/11	6/7	2/2			
Sacked/Yards Lost	39/244	66/378	Milne	2	1	0.5	1	0	0	Brien: (48G, 52B) (20G, 20G, 31G) (23G) () (44G) (51B, 29G) () (45N) (44G) (33N, 40G, 42G) (43G, 40G, 33G) (30G, 44N) (43N, 30G, 19G, 42G) (40G, 41G, 28G) (20G, 46G, 47G) () ()	Opponents: (24G, 30G) (42G, 49G) (37N, 31G, 45G) () (30N, 38G) (52G, 46G) (50G, 33N, 44G) (42N, 34G, 30N) (34N) (38G) (49G) (28G) (22G) () () (19G, 39G)							
Gross Yards	3573	3449	Saints	505	2068	4.1	40	14	0	2000 NFC WEST STANDINGS	W	L	T	Pct.				
Att./Completions	497/298	488/285	Opponents	395	1672	4.2	47	14	0	Saints Finish: 1st place	W	L	T	Pct.				
Completion Pct.	60.0	58.4	RECEIVING	No	Yds	Avg	LG	TD	Had Intercepted	22	15	McAllister	15	166	11.1	22	1	0
Had Intercepted	15	20	Horn	94	1340	14.3	52	8	0	Opponents: (24G, 30G) (42G, 49G) (37N, 31G, 45G) () (30N, 38G) (52G, 46G) (50G, 33N, 44G) (42N, 34G, 30N) (34N) (38G) (49G) (28G) (22G) () () (19G, 39G)	McAllister	15	166	11.1	22	1	0	
PUNTS/AVERAGE	74/41.1	74/40.9	R. Williams	44	409	9.3	24	1	0	Opponents: (24G, 30G) (42G, 49G) (37N, 31G, 45G) () (30N, 38G) (52G, 46G) (50G, 33N, 44G) (42N, 34G, 30N) (34N) (38G) (49G) (28G) (22G) () () (19G, 39G)	Clealand	13	138	10.6	19	4	0	
NET PUNTING AVG.	74/32.3	74/35.7	Jackson	37	523	14.1	53	6	0	Opponents: (24G, 30G) (42G, 49G) (37N, 31G, 45G) () (30N, 38G) (52G, 46G) (50G, 33N, 44G) (42N, 34G, 30N) (34N) (38G) (49G) (28G) (22G) () () (19G, 39G)	Connell	12	191	15.9	46	2	0	
PENALTIES/YARDS	124/1024	105/837	Morton	30	213	7.1	35	0	0	Opponents: (24G, 30G) (42G, 49G) (37N, 31G, 45G) () (30N, 38G) (52G, 46G) (50G, 33N, 44G) (42N, 34G, 30N) (34N) (38G) (49G) (28G) (22G) () () (19G, 39G)	McGarity	1	-2	-2.0	-2	0	0	
FUMBLES/BALL LOST	26/11	24/15	Poole	21	293	14.0	49	1	0	Opponents: (24G, 30G) (42G, 49G) (37N, 31G, 45G) () (30N, 38G) (52G, 46G) (50G, 33N, 44G) (42N, 34G, 30N) (34N) (38G) (49G) (28G) (22G) () () (19G, 39G)	T. Smith	4	19	4.8	15	2	0	
TOUCHDOWNS	14	14	A. Glover	21	281	13.4	39	4	0	Opponents: (24G, 30G) (42G, 49G) (37N, 31G, 45G) () (30N, 38G) (52G, 46G) (50G, 33N, 44G) (42N, 34G, 30N) (34N) (38G) (49G) (28G) (22G) () () (19G, 39G)	Hall	2	15	7.5	9	0	0	
Rushing	14	14	Reed	16	206	12.9	22	0	0	Opponents: (24G, 30G) (42G, 49G) (37N, 31G, 45G) () (30N, 38G) (52G, 46G) (50G, 33N, 44G) (42N, 34G, 30N) (34N) (38G) (49G) (28G) (22G) () () (19G, 39G)	Stachelski	1	5	5.0	5	0	0	
Passing	22	17	T. Smith	12	65	5.4	10	0	0	Opponents: (24G, 30G) (42G, 49G) (37N, 31G, 45G) () (30N, 38G) (52G, 46G) (50G, 33N, 44G) (42N, 34G, 30N) (34N) (38G) (49G) (28G) (22G) () () (19G, 39G)	Saints	313	3844	12.3	63	27	0	
Returns	5	5	Wilson	11	154	14.0	30	0	0	Opponents: (24G, 30G) (42G, 49G) (37N, 31G, 45G) () (30N, 38G) (52G, 46G) (50G, 33N, 44G) (42N, 34G, 30N) (34N) (38G) (49G) (28G) (22G) () () (19G, 39G)	Opponents	278	3678	13.2	86	30	0	
Score by Periods	1 2 3 4 OT TOT	1 2 3 4 OT TOT	Saints	66	111	67	110	0	354	Opponents	58	111	51	85	0	305		

PASSING	Att	Cmp	Yds	Cmp%	Yds/Att	TD	TD%	Int	Int%	Long	Sk/Yds	Rating
Blake	302	184	2025	60.9	6.71	13	4.3	9	3.0	49	24/150	82.7
Brooks	194	113	1514	58.2	7.80	9	4.6	6	3.1	53	15/94	85.7
R. Williams	1	1	34	100.0	34.00	0	0.0	0	0.0	34	0/0	118.8
Saints	497	298	3573	60.0	7.19	22	4.4	15	3.0	53	39/244	84.2
Opponents	488	285	3449	58.4	7.07	17	3.5	20	4.1	69	66/378	74.7

2001 SAINTS STATISTICS

RECORD: 7-9 FINISH: 3rd-NFC WEST

Date	W/L	Score	Opponent	Attendance	SCORING	TD	Ru	Pa	Rt	PAT	FG	S	TP	INTERCEPTIONS	No	Yds	Avg	LG	TD
9/9	W	24-6	at Buffalo	71,447	Horn 9 0 9 0 0 54	0	0	0	0	0	0	0	0	0	0	0	0	0	0
9/30	L	13-21	at New York Giants	78,451	R. Williams 7 6 1 0 0 42	0	0	0	0	0	0	0	0	0	0	0	0	0	0
10/7	W	28-15	Minnesota	70,020	W. Jackson 5 0 5 0 0 32	0	0	0	0	0	0	0	0	0	0	0	0	0	0
10/14	W	27-25	at Carolina	72,049	Clealand 4 0 4 0 0 24	0	0	0	0	0	0	0	0	0	0	0	0	0	0
10/21	L	13-20	Atlanta	70,020	B. Williams 3 0 3 0 0 18	0	0	0	0	0	0	0	0	0	0	0	0	0	0
10/28	W	34-31	at St. Louis	66,189	Connell 2 0 2 0 0 12	0	0	0	0	0	0	0	0	0	0	0	0	0	0
11/4	L	9-16	New York Jets	70,020	McAllister 2 1 1 0 0 12	0	0	0	0	0	0	0	0	0	0	0	0	0	0
11/11	L	27-28	at San Francisco	68,083	T. Smith 2 0 2 0 0 12	0	0	0	0	0	0	0	0	0	0	0	0	0	0
11/18	W	34-20	Indianapolis	70,020	Brooks 1 1 0 0 0 6	0	0	0	0	0	0	0	0	0	0	0	0	0	0
11/25	L	17-34	at New England	60,292	Brooks 1 1 0 0 0 6	0	0	0	0	0	0	0	0	0	0	0	0	0	0
12/2	W	27-23	Carolina	70,020	Oldham 1 0 0 1 0 6	0	0	0	0	0	0	0	0	0	0	0	0	0	0
12/9	W	28-10	at Atlanta	68,															

2002 SAINTS STATISTICS

RECORD: 9-7 FINISH: 3rd-NFC SOUTH

Date	W/L	Score	Opponent	Attendance	SCORING	TD	Ru	Pa	Rt	PAT	FG	S	TP	INTERCEPTIONS	No.	Yds	Avg	Long	TD			
09/08	W	26-20	at Tampa Bay	65,554	Carney 0 0 0 0 37/37 31/35 0 130	0	0	0	0	0	0	0	Thomas	5	80	16.0	43	0				
09/15	W	35-20	Green Bay	67,958	McAllister 16 13 3 0 0	0	96	0	0	0	0	0	S. Knight	5	36	7.2	17	0				
09/22	W	29-23	at Chicago	63,216	Stallworth 8 0 8 0 0	0	48	0	0	0	0	0	Bellamy	3	39	13.0	16	0				
09/29	L	21-26	at Detroit	60,023	Horn 7 0 7 0 0	0	44	0	0	0	0	0	D. Smith	2	21	10.5	17	0				
10/06	W	32-29	Pittsburgh	67,734	Pathon 4 0 4 0 0	0	24	0	0	0	0	0	Irvin	2	10	5.0	10	0				
10/13	W	43-27	at Washington	80,768	M. Lewis 3 0 0 3 0	0	18	0	0	0	0	0	D. Carter	1	25	25.0	25	0				
10/20	W	35-27	San Francisco	67,903	Reed 3 0 3 0 0	0	18	0	0	0	0	0	Allen	1	0	0.0	0	1				
10/27	L	35-37	Atlanta	67,883	Brooks 2 2 0 0 0	0	16	0	0	0	0	0	Hawthorne	1	0	0.0	0	0				
11/10	W	34-24	at Carolina	72,566	B. Williams 2 0 2 0 0	0	14	0	0	0	0	0	Saints	20	211	10.6	43	1				
11/17	L	17-24	at Atlanta	70,382	Allen 1 0 0 1 0	0	6	0	0	0	0	0	Opponents	15	220	14.7	78	1				
11/24	L	15-24	Cleveland	68,295	Craver 1 0 0 1 0	0	6	0	0	0	0	0										
12/01	W	23-20	Tampa Bay	68,226	Fenderson 1 0 0 1 0	0	6	0	0	0	0	0										
12/08	W	37-25	at Baltimore	69,334	Grant 1 0 0 1 0	0	6	0	0	0	0	0										
12/15	L	31-32	Minnesota	67,851	Saints 49 16 27 6 37/37 31/35 0 432								D. Johnson	8	307	38.4	34.8	0	1	55	0	
12/22	L	13-20	at Cincinnati	43,544	Opponents 45 18 25 2 39/40 23/28 1 388								Saints	69	2860	41.4	36.7	6	16	59	0	
12/29	L	6-10	Carolina	66,946	2-Pt. Conversions: Brooks 2, Horn, B. Williams, Team 4-11, Opponents 4-5									Opponents	73	3118	42.7	33.3	3	20	71	3

TEAM STATISTICS	N.O.	OPP	PUNT RET	Ret	FC	Yds	Avg	LG	TD	
TOTAL FIRST DOWNS	291	327	SACKS: Howard 8.0, Grant 7.0, Jackson 5.5, D. Smith 3.5, K. Smith 3.5, Whitehead 3.0, Hand 2.5, S. Knight 2.0, Bellamy 1.5, Thomas 1.0, Clemons 0.5, Saints 39.0, Opponents 37.0	M. Lewis	44	6	625	14.2	83	1
Rushing	91	108	Craver	1	0	0	0.0	0	0	
Passing	149	191	Saints	45	6	625	13.9	83	1	
Penalty	31	28	Opponents	38	14	209	5.5	29	0	

3rd Down: Made/Att.	92/224	87/223	RUSHING	No	Yds	Avg	LG	TD
3rd Down: Pct.	41.1	39.0	McAllister	325	1388	4.3	62	13
4th Down: Made/Att.	8/13	12/20	Brooks	62	253	4.1	21	2
4th Down Pct.:	61.5	60.0	Fenderson	13	65	5.0	17	1
POSSESSION AVG.	28.44	31.16	Keaton	12	19	1.6	4	0
TOTAL NET YARDS	5205	5796	McAfee	1	15	15.0	15	0
Avg. Per Game	325.3	362.3	M. Lewis	1	11	11.0	11	0
Total Plays	1001	1071	McAfee	1	11	2.2	5	0
Avg. Per Play	5.2	5.4	T. Smith	5	11	2.2	5	0
NET YARDS RUSHING	1764	1991	Horn	2	2	1.0	4	0
Avg. Per Game	110.3	124.4	Stallworth	4	-2	-5	6	0
Total Rushes	426	439	Delhomme	4	26	17.4	4.1	62
NET YARDS PASSING	3441	3805	Saints	426	1764	4.1	62	16
Avg. Per Game	215.1	237.8	Opponents	439	1991	4.5	59	18

Sacked/Yards Lost	37/244	39/253	Receiving	No.	Yds	Avg	Long	TD
Gross Yards	3685	4058	Horn	88	1312	14.9	63	7
Att./Completions	538/291	593/343	McAllister	47	352	7.5	30	3
Completion Pct.	54.1	57.8	Pathon	43	523	12.2	64	4
Had Intercepted	15	20	Stallworth	42	594	14.1	57	8
PUNTS/AVERAGE	69/41.4	73/42.7	Reed	21	360	17.1	54	3
NET PUNTING AVG.	69/36.7	73/33.3	Stallworth	13	143	11.0	32	2
PENALTIES/YARDS	119/911	110/953	B. Williams	12	127	10.6	29	0
FUMBLES/BALL LOST	29/15	29/18	Sloan	9	30	3.3	10	0
TOUCHDOWNS	49	45	T. Smith	9	30	3.3	10	0
Rushing	16	18	M. Lewis	8	200	25.0	59	0
Passing	27	25	Fenderson	6	38	6.3	13	0
Returns	6	2	Hall	2	6	3.0	4	0
			Saints	291	3685	12.7	64	27
			Opponents	343	4058	11.8	77	25

Score by Periods	1	2	3	4	OT	TOT
Team	95	109	107	115	6	432
Opponents	67	134	78	109	0	388

2002 NFC SOUTH STANDINGS
Saints Finish: 3rd place

Team	W	L	T	Pct.
Tampa Bay	12	4	0	.750
Atlanta	9	6	1	.594
New Orleans	9	7	0	.562
Carolina	7	9	0	.438

PASSING	Att	Cmp	Yds	Cmp%	Yds/Att	TD	TD%	Int	Int%	Long	Sk/Yds	Rating
Brooks	528	283	3572	53.6	6.77	27	5.1	15	2.8	64	36/236	80.1
Delhomme	10	8	113	80.0	11.30	0	0.0	0	0.0	54	0	113.8
McAllister	0	0	0	---	---	0	---	---	---	---	1/8	---
Saints	538	291	3685	54.1	6.85	27	5.0	15	2.8	64	37/244	80.8
Opponents	593	343	4058	57.8	6.84	25	4.2	20	3.4	77	39/253	78.8

2003 SAINTS STATISTICS

RECORD: 8-8 FINISH: 2nd-NFC SOUTH

Date	W/L	Score	Opponent	Attendance	SCORING	TD	Ru	Pa	Rt	PAT	FG	S	TP	INTERCEPTIONS	No.	Yds	Avg	Long	TD	
09/07	L	10-27	at Seattle	52,250	Carney 0 0 0 0 36/37 22/30 0 102	0	0	0	0	0	0	0	Thomas	4	47	11.8	20	0		
09/14	W	31-10	Houston	68,390	Horn 10 0 10 0 0	0	60	0	0	0	0	0	Ambrose	3	78	26.0	73	1		
09/21	L	12-27	at Tennessee	68,809	McAllister 8 8 0 0 0	0	48	0	0	0	0	0	Bellamy	3	19	6.3	10	0		
09/28	L	21-55	Indianapolis	70,020	B. Williams 5 0 5 0 0	0	30	0	0	0	0	0	Rodgers	1	40	40.0	40	1		
10/05	L	13-19	at Carolina	72,496	Pathon 4 0 4 0 0	0	24	0	0	0	0	0	D. Smith	1	9	9.0	9	0		
10/12	W	20-13	Chicago	68,390	Stallworth 3 0 3 0 0	0	18	0	0	0	0	0	Ruff	1	7	7.0	7	0		
10/19	W	45-17	at Atlanta	70,837	Brooks 2 2 0 0 0	0	12	0	0	0	0	0	Jones	1	2	2.0	2	0		
10/26	Lot	20-23	Carolina	68,370	Conwell 2 0 2 0 0	0	12	0	0	0	0	0	V. Green	0	24	---	24	0		
11/2	W	17-14	at Tampa Bay	65,524	Ambrose 1 0 0 1 0	0	6	0	0	0	0	0	Saints	14	226	16.1	73	2		
11/16	W	23-20	Atlanta	68,432	K. Carter 1 1 0 0 0	0	6	0	0	0	0	0	Opponents	8	104	13.0	20	1		
11/23	L	20-33	at Philadelphia	67,802	M. Lewis 1 0 1 0 0	0	6	0	0	0	0	0								
11/30	W	24-20	at Washington	76,821	Rodgers 1 0 0 1 0	0	6	0	0	0	0	0								
12/07	L	7-14	Tampa Bay	68,442	Thomas 1 0 0 1 0	0	6	0	0	0	0	0	Berger	71	3144	44.3	38.2	5	28	59
12/14	W	45-7	New York Giants	68,399	J. Allen 0 0 0 0 0	1	2	0	0	0	0	0	Saints	72	3144	43.7	38.2	5	28	59
12/21	L	19-20	at Jacksonville	49,207	Fenderson 0 0 0 0 0	0	2	0	0	0	0	0	Opponents	76	3183	41.9	36.4	3	21	60
12/28	W	13-7	Dallas	68,451	Saints 39 11 25 3 36/37 22/30 1 340								PUNT RET	Ret	FC	Yds	Avg	LG	TD	
														M. Lewis	30	10	27.5	9.2	27	0
														Stallworth	5	1	44	8.8	18	0
														Craver	2	1	22	11.0	19	0
														V. Green	2	0	15	7.5	9	0
														Thomas	1	0	4	4.0	4	0
														Saints	40	12	360	9.0	27	0
														Opponents	36	18	294	8.2	46	0

TEAM STATISTICS	N.O.	OPP	PUNT RET	Ret	FC	Yds	Avg	LG	TD
TOTAL FIRST DOWNS	302	298	M. Lewis	30	10	27.5	9.2	27	0
Rushing	100	109	Stallworth	5	1	44	8.8	18	0
Passing	100	109	Craver	2	1	22	11.0	19	0
Penalty	25	24	V. Green	2	0	15	7.5	9	0

3rd Down: Made/Att.	106/229	79/208	RUSHING	No	Yds	Avg	LG	TD
3rd Down Pct.	46.3	38.0	McAllister	351	1641	4.7	76	8
4th Down: Made/Att.	5/19	9/16	Brooks	54	175	3.2	15	2
4th Down Pct.:								

2004 SAINTS STATISTICS

RECORD: 8-8 FINISH: 2nd-NFC SOUTH

Date	W/L	Score	Opponent	Attendance	SCORING	TD	Ru	Pa	Rt	PAT	FG	S	TP	INTERCEPTIONS	No.	Yds	Avg	Long	TD	
09/12	L	7-21	Seattle	64,900	Carney	0	0	0	0	38/38	22/27	0	104	McKenzie LG	5	19	3.8	14	0	
09/19	W	30-27	San Francisco	64,900	Horn	11	0	11	0	0	0	0	68	McKenzie TM	5	19	3.8	14	0	
09/26	W	28-25	at St. Louis	65,856	McAllister	9	9	0	0	0	0	0	54	Ambrose	3	19	6.3	19	0	
10/03	L	10-34	at Arizona	28,109	Stallworth	5	0	5	0	0	0	0	30	Brown	2	0	0.0	0	0	
10/10	L	17-20	Tampa Bay	64,900	Brooks	4	4	0	0	0	0	0	24	Jones	1	55	55.0	55	0	
10/17	L	31-38	Minnesota	64,900	Stecker	3	2	0	1	0	0	0	18	Ch. Grant	1	8	8.0	8	0	
10/24	W	31-26	at Oakland	45,337	B. Williams	2	0	2	0	0	0	0	12	Ruff	1	0	0.0	0	0	
11/07	L	17-43	at San Diego	59,662	Bockwoldt	1	0	0	1	0	0	0	6	Team	13	101	7.8	55	0	
11/14	W	27-20	Kansas City	64,900	Conwell	1	0	1	0	0	0	0	6	Opponents	16	260	16.3	76	1	
11/21	L	13-34	Denver	64,900	Hall	1	0	1	0	0	0	0	6							
11/28	L	21-24	at Atlanta	70,521	Lewis	1	0	0	1	0	0	0	6							
12/05	L	21-32	Carolina	58,878	Mitchell	1	0	0	1	0	0	0	6							
12/12	W	27-13	at Dallas	64,056	Pathon	1	0	1	0	0	0	0	6							
12/19	W	21-17	at Tampa Bay	65,075	Bryant	0	0	0	0	0	0	0	1							
12/26	W	26-13	Atlanta	64,900	Team	40	15	21	4	38/38	22/27	1	348							
01/02	W	21-18	at Carolina	73,302	Opponents	44	16	24	4	42/42	31/35	1	405							

TEAM STATISTICS	N.O.	OPP.	TD	Yds	Avg	LG	TD
TOTAL FIRST DOWNS	291	343					
Rushing	82	118					
Passing	177	193					
Penalty	2	32					
3rd Down: Made/Att.	70/210	80/210					
3rd Down: Pct.	33.3	38.1					
4th Down: Made/Att.	9/18	6/7					
4th Down: Pct.	50.0	85.7					
POSSESSION AVG.	28:18	31:42					
TOTAL NET YARDS	5193	6141					
Avg. Per Game	324.6	383.8					
Total Plays	989	1067					
Avg. Per Play	5.3	5.8					
NET YARDS RUSHING	1606	2253					
Avg. Per Game	100.4	140.8					
Total Rushes	406	485					
NET YARDS PASSING	3587	3888					
Avg. Per Game	224.2	243.0					
Sacked/Yards Lost	41/223	37/207					
Gross Yards	3810	4095					
Att./Completions	542/309	545/324					
Completion Pct.	57.0	59.4					
Had Intercepted	16	13					
PUNTS/AVERAGE	85/43.6	71/40.8					
NET PUNTING AVG.	85/39.0	71/34.5					
PENALTIES/YARDS	129/1141	119/965					
FUMBLES/BALL LOST	23/10	31/20					
TOUCHDOWNS	49	45					
Rushing	15	16					
Passing	21	24					
Returns	4	4					

Score by Periods	1	2	3	4	OT	TOT
Team	29	132	83	101	3	348
Opponents	117	110	70	108	0	405

PASSING	Att	Cmp	Yds	Cmp%	Yds/Att	TD	TD%	Int	Int%	Long	Sack/Lost	Rating
Brooks	542	309	3810	57.0	7.03	21	3.9	16	3.0	57	41/223	79.5
Team	542	309	3810	57.0	7.03	21	3.9	16	3.0	57	41/223	79.5
Opponents	545	324	4095	59.4	7.51	24	4.4	13	2.4	59	37/207	87.7

2005 SAINTS STATISTICS

RECORD: 3-13 FINISH: 4th-NFC SOUTH

Date	W/L	Score	Opponent	Attendance	SCORING	TD	Ru	Pa	Rt	PAT	FG	S	TP	INTERCEPTIONS	No.	Yds	Avg	Long	TD
09/11	W	23-20	at Carolina	72,920	Carney	0	0	0	0	22/22	25/32	0	97	Craft	3	63	21.0	39	0
09/19	L	10-27	New York Giants	68,031	Stallworth	7	0	7	0	0	0	0	42	D. Smith	2	53	26.5	28	0
09/25	L	16-33	at Minnesota	63,952	Henderson	3	0	3	0	0	0	0	18	F. Thomas	2	4	2.0	4	0
10/02	W	19-7	Buffalo	58,688	McAllister	3	3	0	0	0	0	0	18	Bullocks	1	51	51.0	51	0
10/09	L	3-52	at Green Bay	70,580	A. Smith	3	3	0	0	0	0	0	18	McKenzie	1	11	11.0	11	0
10/16	L	31-34	Atlanta	65,562	Brooks	2	2	0	0	0	0	0	12	Slaughter	1	0	0.0	0	0
10/23	L	17-28	at St. Louis	64,586	Hakim	2	0	2	0	0	0	0	12	Team	10	182	18.2	51	0
10/30	L	6-21	Miami	61,643	Conwell	1	0	1	0	0	0	0	6	Opponents	24	456	19.0	95	3
11/06	L	17-20	Chicago	32,637	Hilton	1	0	1	0	0	0	0	6						
11/20	L	17-24	at New England	68,756	Horn	1	0	1	0	0	0	0	6						
11/27	W	21-19	at New York Jets	77,152	Team	23	8	15	0	22/22	25/32	0	235						
12/04	L	3-10	Tampa Bay	34,411	Opponents	43	16	20	7	43/43	31/39	2	398						
12/12	L	17-36	at Atlanta	70,083	2-Pt. Conversions:	Team 0-1, Opponents 0-0													
12/18	L	10-27	Carolina	32,551															
12/24	L	12-13	Detroit	63,747															
01/01	L	13-27	at Tampa Bay	65,379															

TEAM STATISTICS	N.O.	OPP.	TD	Yds	Avg	LG	TD
TOTAL FIRST DOWNS	312	281					
Rushing	89	103					
Passing	182	145					
Penalty	41	33					
3rd Down: Made/Att.	82/211	89/220					
3rd Down: Pct.	38.9	40.5					
4th Down: Made/Att.	2/12	3/4					
4th Down: Pct.	16.7	75.0					
POSSESSION AVG.	30:32	29:28					
TOTAL NET YARDS	5031	4994					
Avg. Per Game	314.4	312.1					
Total Plays	1017	946					
Avg. Per Play	4.9	5.3					
NET YARDS RUSHING	1688	2145					
Avg. Per Game	105.5	134.1					
Total Rushes	423	503					
NET YARDS PASSING	3343	2849					
Avg. Per Game	208.9	178.1					
Sacked/Yards Lost	41/261	25/165					
Gross Yards	3604	3014					
Att./Completions	553/308	418/241					
Completion Pct.	55.7	57.7					
Had Intercepted	24	10					
PUNTS/AVERAGE	71/43.2	76/45.6					
NET PUNTING AVG.	71/38.7	76/39.0					
PENALTIES/YARDS	135/1130	127/995					
FUMBLES/BALL LOST	23/19	19/9					
TOUCHDOWNS	23	43					
Rushing	8	16					
Passing	15	20					
Returns	0	7					

Score by Periods	01	02	03	04	OT	TOT
Team	47	97	22	69	0	235
Opponents	103	126	59	110	0	398

PASSING	Att	Cmp	Yds	Cmp%	Yds/Att	TD	TD%	Int	Int%	Long	Sk/Yds	Rating
Brooks	431	240	2882	55.7	6.69	13	3.0	17	3.9	66	33/202	70.0
Team	431	240	2882	55.7	6.69	13	3.0	17	3.9	66	33/202	70.0
Opponents	418	241	3014	57.7	7.21	20	4.8	10	2.4	68	25/165	86.2

2006 SAINTS STATISTICS

2007 SAINTS STATISTICS

RECORD: 10-6 FINISH: 1st-NFC SOUTH

RECORD: 7-9 FINISH: 3rd-NFC SOUTH

Date	W/L	Score	Opponent	Attendance	SCORING	TD	Ru	Pa	Rt	PAT	FG	S	TP	INTERCEPTIONS	No.	Yds	Avg	Long	TD			
09/10	W	19-14	at Cleveland	72,915	Carney 0 0 0 0	0	0	0	0	46/47	23/25	0	115	McKenzie	2	54	27.0	54	0			
09/17	W	34-27	at Green Bay	70,602	McAllister 11 10 0 1	0	0	0	0	0	0	0	66	Fujita	2	19	9.5	19	0			
09/25	W	23-3	ATLANTA	70,003	Bush 9 6 2 1	0	0	0	0	0	0	0	54	Bullocks	2	14	7.0	14	0			
10/01	L	18-21	at Carolina	73,392	Colston 8 0 8 0	0	0	0	0	0	0	0	48	Stoutmire	2	10	5.0	10	0			
10/08	W	24-21	TAMPA BAY	68,183	Henderson 6 1 5 0	0	0	0	0	0	0	0	36	F. Thomas	1	9	9.0	9	0			
10/15	W	27-24	PHILADELPHIA	68,269	Horn 4 0 4 0	0	0	0	0	0	0	0	26	Craft	1	0	0.0	0	0			
10/29	L	22-35	BALTIMORE	69,152	Copper 3 0 3 0	0	0	0	0	0	0	0	18	Simoneau	1	0	0.0	0	0			
11/05	W	31-14	at Tampa Bay	65,561	Karney 3 1 2 0	0	0	0	0	0	0	0	18	Team	11	106	9.6	54	0			
11/12	L	31-38	at Pittsburgh	61,911	Branch 1 0 1 0	0	0	0	0	0	0	0	6	Opponents	13	180	13.8	52	4			
11/19	L	16-31	CINCINNATI	68,001	Conwell 1 0 1 0	0	0	0	0	0	0	0	6									
11/26	W	31-13	at Atlanta	70,933	Deloatch 1 0 0 1	0	0	0	0	0	0	0	6	PUNTING	No.	Yds	Avg	Net	TB	Ln	Lg	B
12/03	W	30-10	SAN FRANCISCO	68,241	Jones 1 0 0 1	0	0	0	0	0	0	0	6	Weatherford	77	3369	43.8	37.5	10	19	59	0
12/10	W	42-17	at Dallas	63,722	McAfee 1 1 0 0	0	0	0	0	0	0	0	6	Team	77	3369	43.8	37.5	10	19	59	0
12/17	L	10-16	WASHINGTON	69,052	Miller 0 0 0 0	0	0	0	0	0	0	0	2	Opponents	96	4181	43.6	38.0	8	30	65	1
12/24	W	30-7	at New York Giants	78,539	Cumdiff 0 0 0 0	0	0	0	0	0	0	0	0									
12/31	L	21-31	CAROLINA	69,569	Team 49 19 27 3	46/47	23/26	0	413													

TEAM STATISTICS	No.	OPP
Total First Downs	330	262
Rushing	96	96
Passing	207	148
Penalty	24	18
3rd Down: Made/Att	105/234	69/199
3rd Down Pct.	44.9	34.7
4th Down: Made/Att	12/20	6/13
4th Down Pct.	60.0	46.2
POSSESSION AVG.	31:53	28:07
TOTAL NET YARDS	6264	4917
Avg. Per Game	391.5	307.3
Total Plays	1075	930
Avg. Per Play	5.8	3.3
NET YARDS RUSHING	1761	2063
Avg. Per Game	110.1	128.9
Total Rushes	472	418
NET YARDS PASSING	4503	2854
Avg. Per Game	281.4	178.4
Sacked/Yards Lost	23/123	38/268
Gross Yards	4626	3122
Att./Completions	580/372	474/267
Completion Pct.	64.1	56.3
Had Intercepted	13	11
PUNTS/AVERAGE	77/43.8	96/43.6
NET PUNTING AVG.	77/37.5	96/38.0
PENALTIES/YARDS	79/597	89/674
FUMBLES/BALL LOST	23/10	22/8
TOUCHDOWNS	49	40
Rushing	19	10
Passing	27	26
Returns	3	4

3rd Down: Made/Att	3rd Down Pct.	4th Down: Made/Att	4th Down Pct.	POSSESSION AVG.	TOTAL NET YARDS	Avg. Per Game	Total Plays	Avg. Per Play	NET YARDS RUSHING	Avg. Per Game	Total Rushes	NET YARDS PASSING	Avg. Per Game	Sacked/Yards Lost	Gross Yards	Att./Completions	Completion Pct.	Had Intercepted	PUNTS/AVERAGE	NET PUNTING AVG.	PENALTIES/YARDS	FUMBLES/BALL LOST	TOUCHDOWNS	Rushing	Passing	Returns
105/234	44.9	12/20	60.0	31:53	6264	391.5	1075	5.8	1761	110.1	472	4503	281.4	23/123	4626	580/372	64.1	13	77/43.8	77/37.5	79/597	23/10	49	19	27	3

OPPONENTS	OPPONENTS	OPPONENTS
Carney 0 0 0 0	Colston 8 0 8 0	Bush 9 6 2 1
McAllister 11 10 0 1	Stoutmire 2 10 5 0 0	Colston 8 0 8 0
Bush 9 6 2 1	F. Thomas 1 9 9 0 9	Colston 8 0 8 0
Colston 8 0 8 0	Craft 1 0 0 0 0	Horn 4 0 4 0
Henderson 6 1 5 0	Simoneau 1 0 0 0 0	Copper 3 0 3 0
Horn 4 0 4 0	Team 11 106 9.6 54	Karney 3 1 2 0
Copper 3 0 3 0	Opponents 13 180 13.8 52	Branch 1 0 1 0
Karney 3 1 2 0		Conwell 1 0 1 0
Branch 1 0 1 0		Deloatch 1 0 0 1
Cincinnati 68,001		Jones 1 0 0 1
Deloatch 1 0 0 1		McAfee 1 1 0 0
Jones 1 0 0 1		Miller 0 0 0 0
McAfee 1 1 0 0		Cumdiff 0 0 0 0
Miller 0 0 0 0		Team 49 19 27 3
Cumdiff 0 0 0 0		Opponents 40 10 26 4
Team 49 19 27 3		Opponents 40 10 26 4

OPPONENTS	OPPONENTS	OPPONENTS
Carney 0 0 0 0	Colston 8 0 8 0	Bush 9 6 2 1
McAllister 11 10 0 1	Stoutmire 2 10 5 0 0	Colston 8 0 8 0
Bush 9 6 2 1	F. Thomas 1 9 9 0 9	Colston 8 0 8 0
Colston 8 0 8 0	Craft 1 0 0 0 0	Horn 4 0 4 0
Henderson 6 1 5 0	Simoneau 1 0 0 0 0	Copper 3 0 3 0
Horn 4 0 4 0	Team 11 106 9.6 54	Karney 3 1 2 0
Copper 3 0 3 0	Opponents 13 180 13.8 52	Branch 1 0 1 0
Karney 3 1 2 0		Conwell 1 0 1 0
Branch 1 0 1 0		Deloatch 1 0 0 1
Cincinnati 68,001		Jones 1 0 0 1
Deloatch 1 0 0 1		McAfee 1 1 0 0
Jones 1 0 0 1		Miller 0 0 0 0
McAfee 1 1 0 0		Cumdiff 0 0 0 0
Miller 0 0 0 0		Team 49 19 27 3
Cumdiff 0 0 0 0		Opponents 40 10 26 4
Team 49 19 27 3		Opponents 40 10 26 4

OPPONENTS	OPPONENTS	OPPONENTS
Carney 0 0 0 0	Colston 8 0 8 0	Bush 9 6 2 1
McAllister 11 10 0 1	Stoutmire 2 10 5 0 0	Colston 8 0 8 0
Bush 9 6 2 1	F. Thomas 1 9 9 0 9	Colston 8 0 8 0
Colston 8 0 8 0	Craft 1 0 0 0 0	Horn 4 0 4 0
Henderson 6 1 5 0	Simoneau 1 0 0 0 0	Copper 3 0 3 0
Horn 4 0 4 0	Team 11 106 9.6 54	Karney 3 1 2 0
Copper 3 0 3 0	Opponents 13 180 13.8 52	Branch 1 0 1 0
Karney 3 1 2 0		Conwell 1 0 1 0
Branch 1 0 1 0		Deloatch 1 0 0 1
Cincinnati 68,001		Jones 1 0 0 1
Deloatch 1 0 0 1		McAfee 1 1 0 0
Jones 1 0 0 1		Miller 0 0 0 0
McAfee 1 1 0 0		Cumdiff 0 0 0 0
Miller 0 0 0 0		Team 49 19 27 3
Cumdiff 0 0 0 0		Opponents 40 10 26 4
Team 49 19 27 3		Opponents 40 10 26 4

OPPONENTS	OPPONENTS	OPPONENTS
Carney 0 0 0 0	Colston 8 0 8 0	Bush 9 6 2 1
McAllister 11 10 0 1	Stoutmire 2 10 5 0 0	Colston 8 0 8 0
Bush 9 6 2 1	F. Thomas 1 9 9 0 9	Colston 8 0 8 0
Colston 8 0 8 0	Craft 1 0 0 0 0	Horn 4 0 4 0
Henderson 6 1 5 0	Simoneau 1 0 0 0 0	Copper 3 0 3 0
Horn 4 0 4 0	Team 11 106 9.6 54	Karney 3 1 2 0
Copper 3 0 3 0	Opponents 13 180 13.8 52	Branch 1 0 1 0
Karney 3 1 2 0		Conwell 1 0 1 0
Branch 1 0 1 0		Deloatch 1 0 0 1
Cincinnati 68,001		Jones 1 0 0 1
Deloatch 1 0 0 1		McAfee 1 1 0 0
Jones 1 0 0 1		Miller 0 0 0 0
McAfee 1 1 0 0		Cumdiff 0 0 0 0
Miller 0 0 0 0		Team 49 19 27 3
Cumdiff 0 0 0 0		Opponents 40 10 26 4
Team 49 19 27 3		Opponents 40 10 26 4

OPPONENTS	OPPONENTS	OPPONENTS
Carney 0 0 0 0	Colston 8 0 8 0	Bush 9 6 2 1
McAllister 11 10 0 1	Stoutmire 2 10 5 0 0	Colston 8 0 8 0
Bush 9 6 2 1	F. Thomas 1 9 9 0 9	Colston 8 0 8 0
Colston 8 0 8 0	Craft 1 0 0 0 0	Horn 4 0 4 0
Henderson 6 1 5 0	Simoneau 1 0 0 0 0	Copper 3 0 3 0
Horn 4 0 4 0	Team 11 106 9.6 54	Karney 3 1 2 0
Copper 3 0 3 0	Opponents 13 180 13.8 52	Branch 1 0 1 0
Karney 3 1 2 0		Conwell 1 0 1 0
Branch 1 0 1 0		Deloatch 1 0 0 1
Cincinnati 68,001		Jones 1 0 0 1
Deloatch 1 0 0 1		McAfee 1 1 0 0
Jones 1 0 0 1		Miller 0 0 0 0
McAfee 1 1 0 0		Cumdiff 0 0 0 0
Miller 0 0 0 0		Team 49 19 27 3
Cumdiff 0 0 0 0		Opponents 40 10 26 4
Team 49 19 27 3		Opponents 40 10 26 4

PASSING	Att	Cmp	Yds	Cmp%	Yds/Att	TD	TD%	Int	Int%	Long	Sack/Lost	Rating
Brees	554	356	4418	64.3	7.97	26	4.7	11	2.0	86	18/105	96.2
Martin	24	16	208	66.7	8.67	1	4.2	1	4.2	65	5/18	90.3
Bush	1	0	0	0.0	0.00	0	0.0	0	0.0	0	0/0	0.0
Horn	1	0	0	0.0	0.00	0	0.0	0	0.0	0	0/0	39.6
Team	580	372	4626	64.1	7.98	27	4.7	13	2.2	86	23/123	94.9
Opponents	474	267	3122	56.3	6.59	26	5.5	11	2.3	60	38/268	85.1

Date	W/L	Score	Opponent	Attendance	SCORING	TD	Ru	Pa	Rt	PAT	FG	S	TP	INTERCEPTIONS	No.	Yds	Avg	Long	TD			
09/06	L	10-41	at Indianapolis	57,361	Colston 11 0 11 0	0	0	0	0	0	0	0	66	McKenzie	3	161	53.7	75	2			
09/16	L	14-31	at Tampa Bay	65,178	Mare 0 0 0 0	0	0	0	0	34/34	10/17	0	64	Harper	3	58	19.3	31	1			
09/24	L	14-31	Tennessee	70,002	Bush 6 4 2 0	0	0	0	0	0	0	0	42	David	3	21	7.0	19	0			
10/07	L	13-16	Carolina	70,001	Stecker 5 5 0 0	0	0	0	0	0	0	0	30	Craft	2	21	10.5	21	0			
10/14	W	28-17	at Seattle	68,296	Gramatica LG 0 0 0 0	0	0	0	0	8/8	5/5	0	23	Bullocks	2	6	3.0	6	0			
10/21	W	22-16	Atlanta	69,994	Gramatica TM 0 0 0 0	0	0	0	0	8/8	5/5	0	23	Team	13	267	20.5	75	3			
10/28	W	31-10	at San Francisco	68,244	P. Thomas 3 1 1 1	0	0	0	0	0	0	0	20	Opponents	18	336	18.7	83	2			
11/04	W	41-24	Jacksonville	70,009	Henderson 3 0 3 0	0	0	0	0	0	0	0	18									
11/11	L	29-37	St. Louis	70,003	Moore 3 1 2 0	0	0	0	0	0	0	0	18	PUNTING	No.	Yds	Avg	Net	TB	Ln	Lg	B
11/18	L	10-23	at Houston	70,780	Patten 3 0 3 0	0	0	0														

2008 SAINTS STATISTICS

RECORD: 8-8 FINISH: 4th-NFC SOUTH

Date	W/L	Score	Opponent	Attendance	SCORING	TD	Ru	Pa	Rt	PAT	FG	S	TP	Weather	Wind	TM
09/07	W	24-20	TAMPA BAY	69,881	P.Thomas 12 9 3 0	12	9	3	0	0	0	0	0	72	Pakulak	24 1144 47.7 37.8 2 3 70 0
09/14	L	24-29	at Washington	88,246	Hartley 0 0 0 0	28/28	13/13	0	0	0	0	0	0	67	Graham TM	3 126 42.0 35.3 0 1 44 0
09/21	L	32-34	at Denver	75,713	Moore 10 0 10 0	0	0	0	0	0	0	0	0	60	Saints	53 2364 44.6 35.9 5 9 70 0
09/28	W	31-17	SAN FRANCISCO	70,008	Bush 9 2 4 3	0	0	0	0	0	0	0	0	54	Opponents	66 2711 41.1 35.2 4 23 65 0
10/06	L	27-30	MINNESOTA	70,015	McAllister 6 5 1 0	0	0	0	0	0	0	0	0	36	PUNT RET	Ret FC Yds Avg Long TD
10/12	W	34-3	OAKLAND	70,068	Gramatica 0 0 0 0	16/16	6/10	0	0	0	0	0	0	30	Bush	20 3 270 13.5 711 3
10/19	L	7-30	at Carolina	73,687	Colston 5 0 5 0	0	0	0	0	0	0	0	0	24	Moore	6 13 40 6.7 11 0
10/26	W	37-32	SAN DIEGO	83,226	Meachem 4 1 3 0	0	0	0	0	0	0	0	0	18	Green	0 1 0 --- 0
11/09	L	20-34	at Atlanta	64,826	Henderson 3 0 3 0	0	0	0	0	0	0	0	0	18	Saints	26 17 310 11.9 711 3
11/16	W	30-20	at Kansas City	74,159	Mehlhoff 0 0 0 0	9/10	3/4	0	0	0	0	0	0	12	Opponents	34 7 363 10.7 42 0
11/24	W	51-29	GREEN BAY	70,668	Campbell 2 0 2 0	0	0	0	0	0	0	0	0	12	KICKOFF RET	No. Yds Avg Long TD
11/30	L	20-23	at Tampa Bay	64,430	Karney 2 2 0 0	0	0	0	0	0	0	0	0	6	P.Thomas	31 793 25.6 88 0
12/07	W	29-25	ATLANTA	70,011	Bell 1 1 0 0	0	0	0	0	0	0	0	0	6	Roby LG	24 573 23.9 62 0
12/11	Lot	24-27	at Chicago	61,692	Miller 1 0 1 0	0	0	0	0	0	0	0	0	6	Roby TM	19 472 24.8 62 0
12/21	W	42-7	at Detroit	49,309	Patten 1 0 1 0	0	0	0	0	0	0	0	0	6	Green	4 133 33.3 60 0
12/28	L	31-33	CAROLINA	69,999	Stecker 1 0 1 0	0	0	0	0	0	0	0	0	1	Copper TM	2 35 17.5 18 0

TEAM STATISTICS	N.O.	OPP
Total First Downs	354	299
Rushing	103	100
Passing	232	180
Penalty	19	19
3rd Down: Made/Att	97/200	82/206
3rd Down Pct.	48.5	39.8
4th Down: Made/Att	10/18	8/14
4th Down Pct.	55.6	57.1

POSSESSION AVG.	30:23	RUSHING	No	Yds	Avg	LG	TD
TOTAL NET YARDS	6571	P.Thomas	129	625	4.8	42	9
Avg. Per Game	410.7	McAllister	107	418	3.9	19	5
Total Plays	1047	Bush	106	404	3.8	43	2
Avg. Per Play	6.3	Stecker	8	43	5.4	12	0
NET YARDS RUSHING	1594	Bell	13	42	3.2	15	0
Avg. Per Game	99.6	Henderson	4	33	8.3	30	0
Total Rushes	398	Meachem	1	20	20.0	20	1
NET YARDS PASSING	4977	Karney	8	18	1.3	3	2
Avg. Per Game	311.1	Brees	22	-1	0.0	9	0
Sacked/Yards Lost	13/92	Saints	398	1594	4.0	43	20
Gross Yards	5069	Opponents	445	1885	4.2	46	14
Att./Completions	636/413	RECEIVING	No.	Yds	Avg	Long	TD
Completion Pct.	64.9	Moore	79	928	11.7	70	10
Had Intercepted	18	Bush	52	440	8.5	42	4
PUNTS/AVERAGE	53/44.6	Shockey	50	483	9.7	26	0
NET PUNTING AVG.	35.9	Colston	47	760	16.2	70	5
PENALTIES/YARDS	86/797	Miller	45	579	12.9	41	1
FUMBLES/BALL LOST	18/8	Henderson	32	793	24.8	84	3
TOUCHDOWNS	57	P.Thomas	31	284	9.2	24	3
Rushing	20	McAllister	18	128	7.1	20	1
Passing	34	Meachem	12	289	24.1	74	3
Returns	3	Campbell	12	121	10.1	29	2

SCORE BY PERIODS	O1	O2	O3	O4	OT	PTS
Saints	67	154	115	127	0	463
Opponents	80	141	69	100	3	393

2008 NFC SOUTH STANDINGS	Saints Finish: Fourth Place
Carolina	12 4 0 .750
Atlanta	11 5 0 .688
Tampa Bay	9 7 0 .563
New Orleans	8 8 0 .500

INTERCEPTIONS	No.	Yds	Avg	Long	TD
David	5	83	16.6	42	0
Fujita	2	19	9.5	17	0
Kaesviharn	2	13	6.5	13	0
U.Young	2	3	1.5	3	0
Porter	1	25	25.0	25	0
Bullocks	1	23	23.0	23	0
McKenzie	1	14	14.0	14	0
Vilma	1	8	8.0	8	0
Saints	15	188	12.5	42	0
Opponents	18	270	15.0	95	2

PASSING	Att	Cmp	Yds	Cmp%	Yds/Att	TD	TD%	Int	Int%	Long	Sack/Lost	Rating
Brees	635	413	5069	65.0	7.98	34	5.4	17	2.7	84	13/92	96.2
Moore	1	0	0.0	0.0	0.0	0	0.0	0	0.0	0	0/0	0.0
Saints	636	413	5069	64.9	7.97	34	5.3	18	2.8	84	13/92	95.4
Opponents	526	299	3708	56.8	7.05	21	4.0	15	2.9	67	28/161	80.3

PLAYOFF GAMES SUMMARIES

MINNESOTA VIKINGS 44, SAINTS 10

NFC Wild Card Playoff (Jan. 3, 1988) - Louisiana Superdome (68,127)
 The Vikings spoiled the Saints' playoff debut by racing out to a 21-point lead at halftime and never looking back in an NFC Wild Card Playoff game in the Superdome. New Orleans opened the scoring when QB Bobby Hebert found WR Eric Martin for a 10-yard TD pass early in the first quarter, but the Vikings answered with 24 consecutive points. The Saints scored their final points on a 40-yard FG by K Morten Andersen late in the first half. A "Hail Mary" TD pass from QB Wade Wilson to WR Hassan Jones as the second quarter ended pushed the Vikings lead to 31-10. The Saints were held without a rushing first down in the contest while only moving the chains nine times. Minnesota controlled the ball for over 41 minutes, posting 28 first downs and rushing for 210 yards in the victory.

Minnesota Vikings	10	21	3	10	44
New Orleans Saints	7	3	0	3	10
Team	Q	Time	Play Description (Extra Point) (Drive Info)	V-H	
NO	1	13:37	Martin 10 yd. pass from Hebert (Andersen kick) (2-11, 0:44)	0-7	
MIN	1	8:01	Nelson 42 FG (4-2, 2:05)	3-7	
MIN	1	3:07	Carter 84 yd. punt return (Nelson kick)	10-7	
MIN	2	11:41	Jordan 5 yd. pass from Wilson (Nelson kick) (10-65, 4:21)	17-7	
MIN	2	6:10	Carter 10 yd. pass from Rice (Nelson kick) (7-54, 3:08)	24-7	
NO	2	3:06	Andersen 40 FG (8-40, 3:04)	24-10	
MIN	2	0:00	Jones 44 yd. pass from Wilson (Nelson kick) (3-35, 0:35)	31-10	
MIN	3	1:15	Nelson 32 FG (11-68, 3:10)	34-10	
MIN	4	7:14	Nelson 19 FG (13-54, 8:27)	37-10	
MIN	4	1:46	Dozier 8 yd. run (Nelson kick) (10-60, 4:20)	44-10	

RUSHING	PASSING	RECEIVING
MIN: D. Nelson 17-73; Anderson 7-49; Dozier 8-45, 1 TD; Fenney 7-20; Rice 4-10; Kramer 2-5; W. Wilson 2-5; Gannon 3-3 NO: Hilliard 8-39; Mayes 3-11; Hebert 2-2; Jordan 1-1	MIN: Wilson 20-11-0, 189 yards, 2 TDs; Kramer 9-5-0, 50 yards; Rice 1-1-0, 10 yards, 1 TD NO: Hebert 19-9-2, 84 yards, 1 TD; Wilson 12-2-2, 20 yards	MIN: Carter 6-79, 1 TD; D. Nelson 2-56; Lewis 2-27; Jordan 2-17, 1 TD; Rice 2-17; Jones 1-44, 1 TD; Gustafson 1-12; Anderson 1-(-3) NO: Brenner 2-33; Hill 2-15; Hilliard 2-15; Pattison 2-18; Tice 2-13; Martin 1-10, 1 TD

CHICAGO BEARS 16, SAINTS 6

NFC Wild Card Playoff (Jan. 6, 1991) - Soldier Field (60,767)
 In a clash between two of the NFL's top defenses, the Bears jumped ahead 10-0 and held off the Saints in an NFC Wild Card Playoff game at Soldier Field. The Bears went up 3-0 on a K Kevin Butler 33-yard FG after an interception. Chicago surged ahead by 10 points when QB Mike Tomczak connected with TE James Thornton on an 18-yard scoring pass. K Morten Andersen got the Saints on the scoreboard with a 47-yard FG with 1:38 remaining in the half. An offside call on New Orleans nullified a 61-yard return of a blocked Bears FG attempt in the third quarter. Chicago took advantage on the reprieve, driving to set up a 22-yard field goal to give the Bears a 13-3 advantage midway through the third quarter. The teams traded FGs in the final quarter, with Andersen drilling a 38-yard kick and Butler connecting from 21 yards out to produce the winning margin. Chicago RB Neal Anderson rushed 27 times for 166 yards and hauled in four passes for 42 yards as the Bears rolled up 365 total yards to the Saints' 193 yards of offense.

New Orleans Saints	0	3	0	3	6
Chicago Bears	3	7	3	3	16
Team	Q	Time	Play Description (Extra Point) (Drive Info)	V-H	
CHI	1	10:06	Butler 19 FG (6-32, 3:22)	0-3	
CHI	2	13:08	Thornton 18 yd. pass from Tomczak (Butler kick) (6-62, 4:07)	0-10	
NO	2	1:38	Andersen 47 FG (6-18, 2:09)	3-10	
CHI	3	7:29	Butler 22 FG (16-60, 8:31)	3-13	
NO	4	12:26	Andersen 38 FG (6-61, 4:55)	6-13	
CHI	4	6:02	Butler 21 FG (9-68, 6:24)	6-16	

RUSHING	PASSING	RECEIVING
NO: Fenerty 8-29; Fourcade 2-13; Hilliard 4-13; Heyward 4-10 CHI: Anderson 27-102; Muster 12-71; Green 2-8; Tomczak 2-8	NO: Walsh 16-6-1, 74 yards; Fourcade 18-5-2, 79 yards CHI: Tomczak 25-12-0, 166 yards, 1 TD; Anderson 1-1-0, 22 yards	NO: Fenerty 4-22; Martin 2-47; Scales 1-31; Tice 1-19; Brenner 1-17; Perriman 1-11; Turner 1-6 CHI: Anderson 4-42; Thornton 2-43, 1 TD; Gentry 2-41; Morris 2-28; Muster 2-21; Davis 1-13

PLAYOFF GAMES SUMMARIES

ATLANTA FALCONS 27, SAINTS 20

NFC Wild Card Playoff (Dec. 28, 1991) - Louisiana Superdome (68,794)
Atlanta posted 10 points in the final quarter – including a 61-yard TD grab by WR Michael Haynes – to defeat the Saints, 27-20, in a Wild Card clash between division rivals. A TD pass from QB Bobby Hebert to WR Floyd Turner gave New Orleans a 7-0 advantage and K Morten Andersen increased the lead with a 45-yard FG. The Falcons got on the board when QB Chris Miller found WR Andre Rison for a 24-yard TD pass in the second quarter. K Norm Johnson's 44-yard FG with 0:37 left in the first half tied the score, but the Saints responded with a 35-yard FG by Andersen for a 13-10 advantage at halftime. Atlanta surged ahead with a TD early in the third quarter, but the Saints came back when RB Dalton Hilliard's one-yard TD plunge. A 36-yard FG by Johnson tied it up, and Haynes' long TD with 2:41 left provided the winning margin. Hebert was intercepted with 1:10 left at the Atlanta 35.

Atlanta Falcons	0	10	7	10	27
New Orleans Saints	7	6	0	7	20
Team	Q	Time	Play Description (Extra Point) (Drive Info)		V-H
NO	1	8:57	Turner 26 yd. pass from Hebert (Andersen kick) (11-78, 6:03)		0-7
NO	2	11:37	Andersen 45 yd. FG (6-24, 3:19)		0-10
ATL	2	5:28	Rison 24 yd. pass from Miller (Johnson kick) (11-80, 6:11)		7-10
ATL	2	0:37	Johnson 44 FG (10-37, 2:13)		10-10
NO	2	0:00	Andersen 35 FG (4-41, 0:37)		10-13
ATL	3	9:59	Haynes 20 yd. pass from Miller (Johnson kick) (9-84, 5:01)		17-13
NO	4	14:10	Hilliard 1 yd. run (Andersen kick) (19-80, 10:49)		17-20
ATL	4	7:43	Johnson 36 FG (11-45, 6:27)		20-20
ATL	4	2:41	Haynes 61 yd. pass from Miller (Johnson kick) (5-80, 1:53)		27-20

Total First Downs	ATL	NO
Total Net Yards	334	330
Rushes-Yards	22-79	22-65
Net Yards Passing	255	265
Passing (A-C-I)	30-18-1	44-26-2
Sacked-Yards	5-36	1-8
Punts-Average	1-42	3-54
Fumbles-Lost	3-1	2-1
Penalties-Yards Lost	6-48	5-49
Time of Possession	26:52	33:08

RUSHING		PASSING		RECEIVING	
ATL: Rozier 7-35; Pegram 11-26; Miller 4-18	ATL: Miller 30-18-1, 291 yards, 3 TDs	ATL: Haynes 6-14-2, 144, 2 TDs; Pritchard 5-63; Rison 4-56, 1 TD; Thomas 1-19; Pegram 1-5; Dixon 1-4	NO: McAfee 14-49; Hebert 1-9; Hilliard 4-5, 1 TD; Jordan 3-2	NO: Martin 7-83; Turner 5-75, 1 TD; Early 5-41; Hilliard 5-33; Carroll 2-23; Tice 1-13; Jordan 1-5	

PHILADELPHIA EAGLES 36, SAINTS 20

NFC Wild Card Playoff (Jan. 3, 1993) - Louisiana Superdome (68,893)
The Philadelphia Eagles rallied from a 20-7 deficit to defeat the Saints, 36-20, in an NFC Wild Card Playoff game at the Superdome. The Saints took a 7-0 lead in the first quarter when Craig Heyward scored on a one-yard run. The Eagles tied the game on a 57-yard TD pass but the Saints got a 17-7 halftime lead on a Bobby Hebert scoring pass and a 35-yard FG by Morten Andersen. Andersen drilled another FG in the third quarter, but Philadelphia pulled to 20-10 on a Roger Ruzek 40-yard FG. The Eagles grabbed a 24-20 lead with TDs on their first two possessions of the fourth quarter and Hebert was sacked for a safety by DE Reggie White. Ruzek booted a 39-yard FG and CB Eric Allen returned a INT for another score in the final minutes.

Philadelphia Eagles	7	0	3	26	36
New Orleans Saints	7	10	3	0	20
Team	Q	Time	Play Description (Extra Point) (Drive Info)		V-H
NO	1	9:20	Heyward 1 yd. run (Andersen kick) (8-73, 5:40)		0-7
PHI	1	3:22	Barnett 57 yd. pass from Cunningham (Ruzek kick) (4-80, 2:15)		7-7
NO	2	8:18	Andersen 35 FG (13-71, 7:07)		7-10
NO	2	4:14	Early 7 yd. pass from Hebert (Andersen kick) (4-53, 2:25)		7-17
NO	3	6:28	Andersen 42 FG (5-44, 3:25)		7-20
PHI	3	1:01	Ruzek 40 FG (9-39, 4:05)		10-20
PHI	4	10:37	Barnett 35 yd. pass from Cunningham (Ruzek kick) (9-64, 4:08)		17-20
PHI	4	6:48	Sherman 6 yd. run (Ruzek kick) (5-26, 3:27)		24-20
PHI	4	5:36	Hebert sacked by White for a safety		26-20
PHI	4	2:36	Ruzek 39 FG (7-40, 3:00)		29-20
PHI	4	2:17	Allen 18 yd. interception return (Ruzek kick)		36-20

Total First Downs	PHI	NO
Total Net Yards	349	360
Rushes-Yards	28-136	20-76
Net Yards Passing	213	284
Passing (A-C-I)	35-19-0	39-23-3
Sacked-Yards	1-6	1-7
Punts-Average	5-51.2	3-45.3
Fumbles-Lost	1-1	1-1
Penalties-Yards Lost	4-37	4-35
Time of Possession	31:25	28:35

RUSHING		PASSING		RECEIVING	
PHI: Sherman 21-105, 1 TD; Cunningham 2-19; Walker 5-12	PHI: Cunningham 35-19-0, 219 yards, 2 TDs	PHI: Byars 6-37; Barnett 4-102, 2 TDs; Williams 4-36; Sherman 3-29; Green 1-14; Walker 1-1	NO: Dunbar 4-28; Heyward 10-23, 1 TD; Hebert 3-18; Hilliard 3-7	NO: Hebert 39-23-3, 291 yards, 1 TD	NO: Early 7-93, 1 TD; Martin 5-64; Dunbar 4-49; Heyward 3-45; Brenner 2-24; Hilliard 1-10; Small 1-6

PLAYOFF GAMES SUMMARIES

SAINTS 31, ST. LOUIS RAMS 28

NFC Wild Card Playoff (Dec. 30, 2000) - Louisiana Superdome (64,900)
The Saints earned the first playoff win in franchise history by jumping ahead to a commanding lead early by scoring 31 unanswered points and weathering a late St. Louis rally at the Superdome. After a St. Louis TD in the first quarter, the Saints scored on five of their next nine possessions. QB Aaron Brooks found WR Robert Wilson for a 12-yard TD pass and K Doug Brien hit a 33-yard FG for a 10-7 lead. Brooks then connected with WR Willie Jackson on TD passes of 10, 49 and 16 yards for a 31-7 lead with 11:57 left. The Rams mounted a comeback as QB Kurt Warner threw two TD passes and ran for another TD to pull St. Louis within three points. The Saints were forced to punt with 1:51 remaining, but the return was muffed by WR Az-Zahir Hakim. FB Brian Milne recovered the loose ball to seal the win. Jackson tied an NFL Playoff record with 3 TD catches as part of a six-catch, 142-yard day.

St. Louis Rams	7	0	0	21	28
New Orleans Saints	0	10	7	14	31
Team	Q	Time	Play Description (Extra Point) (Drive Info)		V-H
STL	1	5:58	Bruce 17 yd. pass from Warner (Wilkins kick) (11-68, 6:55)		7-7
NO	2	14:56	Wilson 12 yd. pass from Brooks (Brien kick) (11-70, 6:02)		7-10
NO	2	1:30	Brien 33 yd. FG (4-5, 0:51)		7-10
NO	3	8:40	Jackson 10 yd. pass from Brooks (Brien kick) (7-45, 3:23)		7-17
NO	4	13:22	Jackson 49 yd. pass from Brooks (Brien kick) (5-74, 2:55)		7-24
NO	4	11:57	Jackson 16 yd. pass from Brooks (Brien kick) (1-16, 0:05)		7-31
STL	4	9:36	Proehl 17 yd. pass from Warner (run failed) (4-80, 2:21)		13-31
STL	4	3:52	Faulk 25 yd. pass from Warner (Wilkins kick) (3-62, 0:48)		20-31
STL	4	2:36	Warner 5 yd. run (Faulk pass from Warner) (5-47, 1:07)		28-31

Total First Downs	STL	NO
Total Net Yards	17	17
Rushes-Yards	38-4	30-1
Net Yards Passing	16-34	32-50
Passing (A-C-I)	2-7	25-1
Sacked-Yards	40-24-3	29-16-1
Punts-Average	5-43.0	6-41.0
Fumbles-Lost	3-2	4-1
Penalties-Yards Lost	9-40	5-40
Time of Possession	28:29	31:31

RUSHING		PASSING		RECEIVING	
STL: Faulk 14-24; Warner 1-5, 1 TD; Watson 1-5	STL: Warner 40-24-3, 365 yards, 3 TDs	STL: Bruce 7-127, 1 TD; Faulk 7-99, 1 TD; Proehl 3-46, 1 TD; Williams 3-25; Hakim 2-42; Holt 2-26	NO: Brooks 29-16-1, 266 yards, 4 TDs	NO: Jackson 6-142, 3 TDs; Wilson 3-41, 1 TD; Reed 3-27; Morton 2-34; A. Glover 1-16; Allen 1-6	

MINNESOTA VIKINGS 34, SAINTS 16

NFC Divisional Playoff (Jan. 6, 2001) - Metrodome (63,881)
The Vikings raced out to a 21-point lead on the way to a 34-16 victory in the NFC Divisional Playoff game at the Metrodome. Minnesota QB Daunte Culpepper found WR Randy Moss for a 53-yard TD pass on the Vikings' opening series. The Saints pulled to 7-3, but Vikings K Gary Anderson hit a 24-yard FG and Culpepper connected with WR Cris Carter for a 17-yard TD to give Minnesota a 17-3 lead at halftime. The Vikings opened the second half with a 68-yard TD pass from Culpepper to Moss. The Saints added a TD pass from QB Aaron Brooks to TE Dave Stachelski to pull to 24-10, but the Vikings' Anderson hit a 44-yard FG and RB Robert Smith scored on a two-yard run for a 34-10 margin. New Orleans scored the game's final points as Brooks found WR Willie Jackson for a 48-yard TD pass with 2:19 left. Saints RB Chad Morton caught a NFL postseason record-tying 13 passes for 106 yards and Jackson added nine grabs for 125 yards.

New Orleans Saints	3	0	7	6	16
Minnesota Vikings	10	7	10	7	34
Team	Q	Time	Play Description (Extra Point) (Drive Info)		V-H
MIN	1	11:57	Moss 53 yd. pass from Culpepper (Anderson kick) (3-64, 1:20)		0-7
NO	1	7:46	Brien 33 yd. FG (10-65, 4:11)		3-7
MIN	1	1:36	Anderson 24 yd. FG (12-67, 6:10)		3-10
MIN	2	1:29	Carter 17 yd. pass from Culpepper (Anderson kick) (7-73, 3:40)		3-17
MIN	3	13:33	Moss 68 yd. pass from Culpepper (Anderson kick) (3-77, 1:27)		3-24
NO	3	9:33	Stachelski 2 yd. pass from Brooks (Brien kick) (8-83, 4:00)		10-24
MIN	3	4:31	Anderson 44 yd. FG (10-50, 5:02)		10-27
MIN	4	10:46	Smith 2 yd. run (Anderson kick) (8-29, 4:32)		10-34
NO	4	2:19	Jackson 48 yd. pass from Brooks (pass failed) (3-66, 0:58)		16-34

Total First Downs	NO	MIN
Total Net Yards	355	429
Rushes-Yards	17-69	32-127
Net Yards Passing	286	302
Passing (A-C-I)	48-30-2	31-17-0
Sacked-Yards	2-9	0-0
Punts-Average	5-39.0	5-45.0
Fumbles-Lost	0-0	1-0
Penalties-Yards Lost	7-40	5-60
Time of Possession	27:49	32:11

RUSHING		PASSING		RECEIVING	
NO: Brooks 5-29; Morton 5-25; Williams 6-14; Allen 1-1	NO: Brooks 48-30-2, 295 yards, 2 TDs	NO: Morton 13-106; Jackson 9-125, 1 TD; Reed 2-29; Poole 2-12; Wilson 1-14; A. Glover 1-5; Stachelski 1-2, 1 TD	MIN: Smith 25-74, 1 TD; Culpepper 4-51; Morrow 3-2	MIN: Culpepper 31-17-0, 302 yards, 3 TDs	MIN: Carter 8-120, 1 TD; Moss 2-121, 2 TDs; Smith 2-25; Kleinsasser 2-18; Walters 1-7; Jordan 1-6; McWilliams 1-5

PLAYOFF GAMES SUMMARIES

SAINTS27, PHILADELPHIAEAGLES24

NFC Divisional Playoff (Jan. 13, 2007) - Louisiana Superdome (70,001)
 RB Deuce McAllister set a team playoff record with 143 rushing yards in leading the Saints to a come-from-behind victory over Philadelphia in the NFC Divisional Playoffs. McAllister, making his first NFL postseason appearance, rushed for one touchdown and caught another. New Orleans took the early lead after a pair of field goals, but Philadelphia struck on a 75-yard touchdown pass in the second quarter. The Saints responded with a lengthy drive capped by a four-yard TD burst by RB Reggie Bush, but the Eagles took a lead into halftime after an 80-yard touchdown drive. Philadelphia RB Brian Westbrook shook loose for a 65-yard touchdown run to open the second half, giving the Eagles a 21-13 advantage. But McAllister put the Saints ahead by capping the next two drives with a five-yard scoring run and an 11-yard TD reception. Philadelphia would add a field goal in the final quarter, but the Saints forced a punt on the Eagles' final possession, and the offense picked up a key first down to run out the clock and preserve the victory.

Philadelphia Eagles	0	14	7	3	24
New Orleans Saints	3	10	14	0	27

Team	Qtr	Time	Play Description (Extra Point) (Drive Info)	V-H
NO	1	9:24	Carney 33 FG (5-35, 2:05)	0-3
NO	2	14:46	Carney 23 FG (6-59, 1:33)	0-6
PHI	2	13:38	Stallworth 75 pass from Garcia (Akers kick) (3-76, 1:08)	7-6
NO	2	5:19	Bush 4 run (Carney kick) (14-78, 8:19)	7-13
PHI	2	0:50	Westbrook 1 run (Akers kick) (11-80, 4:29)	14-13
PHI	3	13:25	Westbrook 62 run (Akers kick) (3-80, 1:35)	21-13
NO	3	9:36	McAllister 5 run (Carney kick) (7-63, 3:49)	21-20
NO	3	1:05	McAllister 11 pass from Brees (Carney kick) (9-84, 6:21)	21-27
PHI	4	11:08	Akers 24 FG (9-64, 4:57)	24-27

	PHI	NO
Total First Downs	14	27
Total Net Yards	365	435
Rushes-Yards	20-123	37-208
Net Yards Passing	240	243
Passing (A-C-I)	30-15-0	32-20-0
Sacked-Yards	1-8	3-16
Punts-Average	6-38.5	3-40.3
Fumbles-Lost	1-0	2-1
Penalties-Yards Lost	6-39	3-39
Time of Possession	24:36	35:24

RUSHING		PASSING		RECEIVING	
PHI: Westbrook 13-116, 2 TDs;	PHI: Garcia 30-15-0, 240 yards, 1 TD	PHI: Stallworth 3-100, 1 TD; Brown 3-76; Westbrook 3-5; Smith 2-23;			
Garcia 4-9	NO: Brees 32-20-0, 243 yards, 1 TD	Baskett 1-25; Buckhalter 1-8			
NO: McAllister 21-143, 1 TD; Bush 12-52, 1 TD; Weatherford 1-15;		NO: Colston 5-55; Miller 4-64;			
		McAllister 4-20, 1 TD; Bush 3-22;			
		Henderson 1-35; Campbell 1-23;			
		Owens 1-21			

CHICAGOBEARS39, SAINTS14

NFC Conference Championship (Jan. 21, 2007) - Soldier Field (61,817)
 In the club's first appearance in the NFC Championship Game, after trailing 16-0 the Saints sliced the Bears' lead to two points and were behind by only four early in the fourth quarter, but four turnovers proved too difficult to overcome. A fumble led to Chicago's first field goal late in the first quarter, and another fumble on the ensuing kickoff added another three-pointer for the Bears a few minutes later. Chicago would drive for a field goal in the second quarter to go ahead 9-0 and march for a TD on its next drive to take a 16-0 lead. The Saints would get on the scoreboard when WR Marques Colston hauled in a 13-yard touchdown with 51 seconds remaining in the first half. Chicago's lead shrunk to 16-14 when RB Reggie Bush scored on an 88-yard TD early in the second half. But QB Drew Brees was flagged for intentional grounding in the end zone for a safety later in the third quarter, and the Bears wore down the Saints in the fourth quarter following a pair of New Orleans turnovers and after the Saints failed to convert on two fourth-down attempts.

New Orleans Saints	0	7	7	0	14
Chicago Bears	3	13	2	21	39

Team	Qtr	Time	Play Description (Extra Point) (Drive Info)	V-H
CHI	1	0:41	Gould 19 FG (11-35, 4:44)	0-3
CHI	2	13:40	Gould 43 FG (4-5, 1:53)	0-6
CHI	2	8:52	Gould 24 FG (8-43, 3:25)	0-9
CHI	2	1:56	Jones 2 run (Gould kick) (8-69, 3:55)	0-16
NO	2	0:46	Colston 13 pass from Brees (Carney kick) (8-73, 1:10)	7-16
NO	3	12:20	Bush 88 pass from Brees (Carney kick) (2-93, 0:53)	14-16
CHI	3	5:27	Penalty on Brees enforced in end zone for a Safety	14-18
CHI	4	14:23	Berrian 33 pass from Grossman (Gould kick) (5-85, 2:24)	14-25
CHI	4	11:37	Benson 12 run (Gould kick) (4-26, 2:04)	14-32
CHI	4	4:19	Jones 15 run (Gould kick) (5-30, 3:02)	14-39

	NO	CHI
Total First Downs	15	18
Total Net Yards	375	340
Rushes-Yards	12-56	46-196
Net Yards Passing	319	144
Passing (A-C-I)	49-27-1	26-11-0
Sacked-Yards	3-35	0-0
Punts-Average	5-38.8	7-47.4
Fumbles-Lost	4-3	1-0
Penalties-Yards Lost	7-47	1-5
Time of Possession	27:45	35:15

RUSHING		PASSING		RECEIVING	
NO: Bush 4-19; McAllister 6-18; Karney 1-11; Brees 1-8	NO: Brees 49-27-1, 354 yards, 2 TDs	NO: Bush 7-132, 1 TD; Colston 5-63, 1 TD; Miller 4-31; Copper 3-29; McAllister 3-27; Henderson 2-57; Campbell 2-6; Karney 1-9			
CHI: Jones 19-123, 2 TDs; Benson 24-60, 1 TD; Davis 1-16	CHI: Grossman 26-11-0, 144 yards, 1 TD	CHI: Berrian 5-85; 1 TD; McKie 3-6; Clark 1-30; Muhammad 1-20; Gilmore 1-3			

ALL-TIMEROSTER

Coaches

Abramowicz, Danny — Xavier (Ohio)	1997-99
Alexander, Hubbard — Tennessee State	2000-03
Allen, Dennis — Texas A&M	2006
Amadee, Lynn — Louisiana State	1973
April, Bobby — Nicholls State	1996-99
Arians, Bruce — Virginia Tech	1996
Atkins, Dave — Texas El-Paso	1996, 2000-04
Bailey, Adam — Louisville	2005
Baker, Joe — Princeton	2000-04
Barnes, Billy Ray — Wake Forest	1969-70, 75
Beake, Chip — South Carolina	2001-2005
Beake, John — Trenton State	1976-77
Beard, Ed — Tennessee	1978-80
Biles, Ed — Miami (Ohio)	1969-70
Bonamego, John — Central Michigan	2006-07
Boudreau, Paul — Boston College	1987-93
Brown, Greg — Texas El-Paso	2002-2005
Buchanan, Buck — Grambling State	1976-77
Bunting, John — North Carolina	2000
Campbell, Whitey — Miami (Fla.)	1976-80
Capers, Dom — Mount Union	1986-91
Carmichael Jr., Pete — Boston College	2006
Champion, Jim — Mississippi State	1971-72
Cignetti, Frank Jr. — Indiana (Pa.)	2000-01
Clancy, Sam — Pittsburgh	2000-03
Clements, Tom — Notre Dame	1997-99
Corey, Walt — Miami (Fla.)	1997-99
Cummings, Bob — Vanderbilt	1973-75
Dalrymple, Dan — Miami (Ohio)	2006
Davidson, Jeff — Ohio State	1996
Del Rio, Jack — Southern California	1997-98
Dickson, George — Notre Dame	1967-68
Ditka, Mike — Pittsburgh	1997-99
Ecklund, Brad — Oregon	1968-70
Erkenbeck, Jim — San Diego State	1986
Everest, Al — Southern Methodist	2000-05
Everest, Andy — Texas-El Paso	1981-85
Fangio, Vic — East Stroudsburg	1986-94
Faulkner, Jack — Miami (Ohio)	1967-69
Fears, Tom — UCLA	1967-70
Franklin, Chet — Utah	1978-79
Garrett, Jim — Utah State	1976-77
Garrett, Judd — Princeton	1997-99
Gibbs, Gary — Oklahoma	2006-08
Glick, Fred — Colorado State	1980
Gullickson, Rock — Moorhead (Minn.) State	2000-05
Hassetz, Jim — Indiana (Pa.)	1995-96, 2000-05
Hatley, Mark — Oklahoma State	1985
Hayes, Tom — Iowa	2006-07
Heffler, Ernie — Duquesne	1975
Heinrich, Don — Washington	1969-70
Henry, Jack — Indiana (Pa.)	2000-05
Henshaw, George — West Virginia	2006-07
Hewley, Wimp — Wyoming	1974-75
Hill, Bob — Jackson State	1978-79
Hill, King — Rice	1981-85
Hobby, Marion — Clemson	2006-07
Holman, Rodney — Tulane	1998-99
Hostler, Jim — Indiana (Pa.)	2001-02
Hughes, Ed — Tulsa	1978-80
Ingalls, Brett — Wichita State	2009
Jackson, Harold — Jackson State	1997-99
Jackson, Rickey — Pittsburgh	1998-99
James, Ned — New Mexico State	1998-99
Johnson, Bill — Northwestern (La.) State	2009
Johnson, Curtis — Idaho	2006
Jones, Travis — Georgia	2008
Kennan, Larry — LaVerne	1995
Khayat, Ed — Tulane	1967-70
Kiffin, Monte — Nebraska	1995
Knott, Ty — Oregon Tech	2003-2005
Kotite, Rich — Wagner	1977
Kucharich, Aaron — Miami (Ohio)	2008
Kromer, Larry — Boston College	1998-99
Langsdorf, Danny — Linfield College	2002-2004
Ledbetter, Bob — Mississippi Industrial	1974-75
Levra, John — Pittsburg State (Kan.)	1981-85
Lombardi, Joe — Air Force	2007
Mainord, Carlos — McMurray J.C.	1999
Mallory, Mike — Michigan	2008
Malone, Terry — Holy Cross	2006
Marciano, Joe — Temple	1986-95
Marcus, Evan — Ithaca	2000-2002
Marrone, Doug — Syracuse	2006-08
Matsko, John — Kent State	1994-96
Matuszak, Marv — Tulsa	1971-73
Mauck, Carl — Southern Illinois	1982-85
Mayeaux, Glenn — New Orleans	1996
McCarthy, Mike — Baker (Kan.)	2000-04
McHan, Lamar — Arkansas	1974-75, 78-84
McMahon, Greg — Eastern Illinois	2006
Meyers, Bill — Stanford	1999
Misciagna, John — Dickinson College	2003
Moore, Tom — Iowa	1997
Mora, Jim E. — Occidental	1986-96
Mora, Jim L. — Washington	1992-96
Morton, John — Western Michigan	2006
Moss, Winston — Miami (Fla.)	2000-05
Myers, Chip — Northwestern Oklahoma State	1994
Neal, Dan — Kentucky	1997-99
Nicolau, Nick — Southern Connecticut	1980
Nolan, Dick — Maryland	1977-80
North, John — Vanderbilt	1973-75
Nunnely, Wayne — Nevada-Las Vegas	1995-96
Oden, Tony — Baldwin-Wallace	2006
Orgeron, Ed — Northwestern (La.) State	2008
Pagano, John — Mesa State (Colo.)	1996-97
Palmeri, Jerry — Montclair State	2003
Palcic, Bob — Dayton	2000-05
Paternostro, Russell — San Diego State	1981-96
Paul, Markus — Syracuse	1998-99
Payton, Sean — Eastern Illinois	2006
Pease, John — Utah	1986-94, 2004-2005
Pettey, Phil — Missouri	2000
Phillips, Jim (Red) — Auburn	1973-75
Phillips, O.A. (Bum) — Stephen F. Austin	1981-85
Phillips, Wade — Houston	1981-85
Pratt, Tom — Miami	1978-80
Pyne, Jim — Virginia Tech	2005
Riecke, Lou — Louisiana State	1980
Richardson, Harold — Southern Methodist	1981-85
Riley, Mike — Alabama	2002
Roberts, J.D. — Oklahoma	1967-68, 71-73
Robinson, Jimmy — Georgia Tech	2004-2005
Robinson, Willy — Fresno State	2005
Roland, Johnny — Missouri	2005
Roy, Alvin — Louisiana State	1976-77
Royer, Jim — Navy	1970-72
Ruijigiano, Sam — Tulsa	1976-77
Schomert, Turk — Stanford	2005
Shaw, Bob — Ohio State	1967-68
Shaw, Willie — New Mexico	1997
Sheppard, Mike — California Lutheran	2002-2005
Shipp, Ken — Middle Tennessee State	1971-72
Shively, Doug — Kentucky	1974-76
Sidwell, Steve — Colorado	1986-94
Skipper, Jim — Whittier	1986-95
Smith, Carl — Cal Poly-San Luis Obispo	1986-96
Smith, Jerry — Wisconsin	1969-70
Smith, Mark — North Carolina State	2004
Spencer, Joe — Oklahoma State	1981-85
Stanfel, Dick — San Francisco	1976-80, 97-98
Stram, Hank — Purdue	1976-77
Tate, Charlie — Florida	1971
Trimble, Steve — Maryland	1995
Van Zandt, Lance — Lamar	1981-84
Hostler, Jim — Indiana (Pa.)	2001-02
Vitt, Joe — Towson State	2006
Walters, Steve — Arkansas	1986-96
Warren, Frank — Auburn	1995
White, Dixie — Texas Tech	1973
Whitehead, Bud — Florida State	1971-75
Withers, Everett — Appalachian State	1994
Wiggin, Paul — Stanford	1978-79
Williams, Gregg — Northeast Missouri State	2009
Woicik, Mike — Boston College	1997-99
Wood, Dick — Auburn	1976-77
Woodford, Mike — Arizona	2001
Yaralian, Zaven — Nebraska	1997-99
Young, John Paul — Texas-El Paso	1981-85
Yowarsky, Walt — Kentucky	1967-68
Zapala, Willie — Texas A&M	1981-85
Zook, Ron — Miami (Ohio)	2000-01

ALL-TIMEROSTER

Players

Players who have spent at least one regular season game on the active roster

A

46	Abramowicz, Danny (WR) — Xavier (Ohio)	1967-73
53	Absher, Dick (LB) — Maryland	1969-71
49	Ackerman, Tom (CG) — Eastern Washington	1996-2001
60	Adams, Michael (DB) — Arkansas State	1987-88
61	Adams, Sam (C) — Prairie View A&M	1981
64	Adams, Scott (G) — Georgia	1994
27	Adams, Vashone (S) — Eastern Michigan	1997
24	Adkins, Margene (WR) — Wichita State	1972
50,54	Aleaga, Ink (LB) — Washington	1997-99
69	Alexander, P.J. (T) — Syracuse	2003
30	Alexander, Vincent (FB) — Southern Mississippi	1987
65	Alleman, Andy (G) — Akron	2007
21	Allen, Eric (CB) — Arizona State	1995-97
50	Allen, James (LB) — Oregon State	2002-05
99	Allen, Kendrick (DT) — Louisiana State	2003
20	Allen, Terry (RB) — Clemson	2000
86	Alphin, Gerald (WR) — Kansas State	1990-91
43,33	Ambrose, Ashley (CB) — Mississippi Valley State	1999, 2003-04
7	Andersen, Morten (K) — Michigan State	1982-94
71	Anderson, Dick (T) — Ohio State	1967
77	Anderson, Gary (G) — Stanford	1978
81	Anderson, Jesse (TE) — Mississippi State	1993
96	Andrus, Sheldon (DT) — Nicholls State	1986-87
22	Anthony, Tyrone (RB) — North Carolina	1984-85
60	Archibald, Ben (T) — Brigham Young	2005
89	Askson, Bert (TE) — Texas Southern	1973
45	Athas, Pete (S) — Tennessee	1976
74	Atkins, Doug (DE) — Tennessee	1967-69
28	Atkins, Gene (S) — Florida A&M	1987-93
47	Austin, Cliff (RB) — Clemson	1983
92	Ayodele, Remi (DT) — Oklahoma	2008-

B

78	Baekes, Tom (G) — Oklahoma	1993
86	Baker, Melvin (WR) — Michigan	1975
38	Baker, Tony (WR) — Iowa State	1968-71
80	Banks, Gordon (WR) — Stanford	1980-81
24	Barclay, Chris (RB) — Wake Forest	2007
26	Barnes, Darian (FB) — Hampton	2008-
51	Barnes, Derrick (LB) — Virginia	1997
10,6	Barnhardt, Tommy (P) — North Carolina	1987, 89-94, 99
80	Barnwell, Malcolm (WR) — Virginia Union	1985
32	Barrington, Tom (RB) — Ohio State	1967-70
88	Bass, Don (TE) — Houston	1982
24	Bates, Mario (RB) — Arizona State	1994-97
63	Baumgartner, Steve (DE) — Purdue	1973-77
85	Beasley, John (TE) — California	1973-74
19,89	Bech, Brett (WR) — Louisiana State	1996-99
34	Bell, Carlos (TE) — Houston	1971
40	Bell, Mike (RB) — Arizona	2008-
20	Bellamy, Jay (S) — Rutgers	2001-07
40	Bender, Wes (FB) — Southern California	1997
7	Benjamin, Guy (QB) — Stanford	1980
63	Bennett, Barry (DE) — Concordia (Minn.)	1978-81
91	Bennett, Monte (DT) — Kansas State	1981
83,86	Benson, Cliff (TE) — Purdue	1987-88
65	Bentley, LeCharles (G/C) — Ohio State	2002-05
17	Berger, Mitch (P) — Colorado	2003-05
47	Beverly, Dwight (RB) — Illinois	1987
18	Blake, Jeff (QB) — East Carolina	2000-01
10	Blanchard, Cary (K) — Oklahoma State	1992
16	Blanchard, Tom (P) — Oregon	1974-78
76	Board, Dwayne (DE) — North Carolina A&T	1988
57	Bockwold, Colby (LB) — Brigham Young	2004-05
77	Boeke, Jim (T) — Heidelberg	1968
23	Booker, Fred (CB) — Louisiana State	2005
56	Bordano, Chris (LB) — Southern Methodist	1998-99
50	Bordelon, Ken (LB) — Louisiana State	1976-77, 79-82
25	Bosarge, Wade (DB) — Tulsa	1977
86	Botkin, Kirk (TE) — Arkansas	1994-95
4	Bouman, Todd (QB) — St. Cloud State	2003-05
7	Boysarsky, Jerry (DT) — Pittsburgh	1981
21	Boyd, Greg (S) — Arizona	1974
36	Boyd, Kirk (RB) — Northwestern	1977
69	Boykin, McKinley (DT) — Mississippi	2007
35	Branch, Jamaal (RB) — Colgate	2006-07
9	Brannon, Robert (DE) — Arkansas	1987
95	Brees, Drew (QB) — Purdue	2006-39
85	Brenner, Hoby (TE) — Southern California	1981-93
82	Brewer, Johnny (LB) — Mississippi	1968-70
10	Brien, Doug (K) — California	1995-2000
67	Brock, Stan (T) — Colorado	1980-82
2	Brooks, Aaron (QB) — Virginia	2000-05

99	Broughton, Willie (DT) — Miami (Fla.)	1995-96
36	Brown, Bob (TE) — Alcorn State	1972-73
22	Brown, Charlie (RB) — Missouri	1967-68
24,21,20	Brown, Derek (RB) — Nebraska	1993-96
35	Brown, Fakhir (CB) — Grambling State	2002-05
70	Brown, Jammal (T) — Oklahoma	2005-
27	Brown, Ray (S) — West Texas A&M	1978-80
22	Brumell, Mark (QB) — Washington	2008-
92	Bryant, Tony (DE) — Florida State	2003-05
16	Buck, Mike (QB) — Maine	1990-93
26	Buck, Vince (DB) — Central State (Ohio)	1990-95
29	Bullocks, Josh (S) — Nebraska	2005-08
36	Burchfield, Don (TE) — Ball State	1971
83	Burke, Vern (TE) — Oregon State	1967
55	Burkett, Jackie (LB) — Auburn	1967-70
11	Burns, Ed (QB) — Nebraska	1978-80
16	Burriss, Bo (S) — Houston	1967-69
0	Burrough, Ken (WR) — Texas Southern	1970
80	Burton, Larry (WR) — Purdue	1975-77
75	Bush, Reggie (RB) — Southern California	2006-
24	Bushrod, Jermon (T) — Towson	2007-
38	Butler, Bill (RB) — Kansas State	1972-74
3	Butler, Skip (K) — Texas-Arlington	1971
45	Byrd, Israel (CB) — Utah State	1993-95

C

35	Campbell, Earl (RB) — Texas	1984-85
73	Campbell, Joe (DE) — Maryland	1977-80
80	Campbell, Mark (TE) — Michigan	2006-08
59	Campen, James (C/G) — Tulane	1987-88
35	Canty, Chris (CB) — Kansas State	2000
51	Capone, Warren (LB) — Louisiana State	1976
3	Carr, John (K) — Notre Dame	2001-06
65	Carr, Tom (DE) — Morgan State	1968
74	Carroll, Herman (DE) — Mississippi State	1994
55	Carroll, Travis (LB) — Florida	2002-03
80	Carroll, Wesley (WR) — Miami (Fla.)	1991-92
21	Carter, Dale (CB) — Tennessee	2002-03
65	Carter, David (C) — Western Kentucky	1984-85
32	Carter, Ki-Jana (RB) — Penn State	2003-04
41	Carter, Tim (CB) — Tulane	2001
23	Cassidy, Craig (DB) — Ohio State	1977
86	Caster, Rich (TE) — Jackson State	1981
51	Chambers, Rusty (LB) — Tulane	1975-76
89	Chandler, Wes (WR) — Florida	1978-81
24	Chapman, Clarence (CB) — Eastern Michigan	1976-80
8	Chapman, Gil (WR) — Michigan	1975
97	Charleston, Jeff (DE) — Idaho State	2008-
92	Chase, Martin (DT) — Oklahoma	2000-02
33	Chatman, Jesse (RB) — Eastern Washington	2005
37,30	Cherry, Je'Rod (DB) — California	1996-99
85	Childs, Henry (TE) — Kansas State	1974-80
51	Childs, Ron (LB) — Washington State	1995
13	Cipa, Larry (QB) — Michigan	1974-75
71	Clancy, Kendrick (DT) — Mississippi	2007-
75	Clark, Bruce (DE) — Penn State	1982-88
34	Clark, Danny (LB) — Illinois	2006
78	Clark, Kelvin (G) — Nebraska	1982-85
20	Clark, Robert (WR) — North Carolina Central	1987-88
89	Clark, Vinnie (CB) — Ohio State	1994
42	Clarke, Phil (LB) — Pittsburgh	1999-2001
51,50	Clay, Willie (S) — Georgia Tech	1999
85	Cleeland, Cameron (TE) — Washington	1998-99, 2001
56	Clemons, Charlie (LB) — Georgia	2000-02
66	Cody, Bill (K) — Auburn	1967-70
4	Cofer, Mike (K) — North Carolina State	1987
55	Colchico, Dan (DE) — San Jose State	1969
85	Coleman, Don (LB) — Michigan	1974-75
13	Collins, Kerry (QB) — Penn State	1998
43	Collins, Larry (RB) — Texas A&M-Kingsville	1980
59	Colman, Wayne (LB) — Temple	1969-74, 76
12	Colston, Marques (WR) — Hofstra	2006-
66	Commisskey, Chuck (G) — Mississippi	1986-88
83	Conell, Albert (WR) — Texas A&M	2001
58	Conner, Darion (LB) — Jackson State	1994
70	Contz, Bill (T) — Penn State	1986-88
85	Conwell, Ernie (TE) — Washington	2003-06
41	Cook, Toi (CB) — Stanford	1987-93
57	Coombs, Larry (C) — Idaho	1980
97	Cooper, Josh (DE) — Mississippi	2006-07
71	Cooper, Richard (T) — Tennessee	1990-95
18	Copper, Terrance (WR) — East Carolina	2006-08
58	Cordileone, Lou (DT) — Clemson	1967-68
47	Cordill, Olie (P) — Memphis	1967
40	Cortez, Bruce (CB) — Parsons	1967
27,48	Cota, Chad (S) — Oregon	1998
22	Covington, John (S) — Notre Dame	1999-01
51	Cox, Bryan (LB) — Western Illinois	2002
21	Craft, Jason (CB) — Colorado State	2004-08
75	Crangle, Mike (DE) — Tennessee-Martin	1972
32	Craver, Aaron (RB) — San Diego State	1998-99

43	Craver, Keyuo (CB) — Nebraska	2002-03
55	Creech, Bob (LB) — Texas Christian	1973
44	Crist, Chuck (S) — Penn State	1975-77
51	Croom, Sylvester (C) — Alabama	1975
4	Crosby, Ron (LB) — Penn State	1978
4	Cundiff, Billy (K) — Drake	2006
60	Cunningham, Carl (LB) — Houston	1971
15	Cuzzo, Gary (QB) — Virginia	1967

D

69	Dalton, Oakley (DT) — Jackson State	1977
42	Dalton, Jason (CB) — Washington State	2007-
76	Davidson, Jeff (T) — Ohio State	1994
51	Davis, Bob (QB) — Virginia	1973
86	Davis, Dave (WR) — Tennessee State	1974
36	Davis, Dick (RB) — Nebraska	1970
53	Davis, Don (LB) — Kansas	1996-98
73	Davis, Isaac (G) — Arkansas	1997
63	Davis, Norman (G) — Grambling State	1969
35	Davis, Ted (LB) — Georgia Tech	1967-69
95	Davis, Travis (DT) — Michigan State	1990
47	Davis, Travis (S) — Notre Dame	1995
28	Davis, Troy (RB) — Iowa State	1997-99
86	Dawkins, Sean (WR) — California	1998
81	Dawsey, Lawrence (WR) — Florida State	1999
26,80	Dawsey, Stacey (WR) — Indiana	1987
55	DeForest, Joe (LB) — Louisiana-Lafayette	1987
47	DeGrenier, Jack (RB) — Texas-Arlington	1974
50	DeRio, Jack (LB) — Southern California	1985-86
9,12	Delhomme, Jake (QB) — Louisiana-Lafayette	1998-2002
19	Deloatch, Curtis (CB) — North Carolina A&T	2006
89	Dempsey, Tom (K) — Palomar (Calif.) College	1969-70
87	DeMarco, Lee (WR) — Wisconsin	1995-96
32	DeRatt, Jim (DB) — North Carolina	1975
79	Derby, Glenn (T) — Wisconsin	1989-90
51	Didion, John (LB/C) — Oregon State	1971-74
56	Dixon, Ernest (LB) — South Carolina	1994-97
95	Dixon, Ronnie (DT) — Cincinnati	1993
66	Dobler, Conrad (G) — Wyoming	1978-79
25	Dodd, Al (WR) — Northwestern State	1969-71
72	Dombrowski, Jim (GT) — Virginia	1986-96
86	Donovan, Tom (WR) — Penn State	1980
88	Dorris, Andy (DE) — New Mexico State	1973-76
21	Douglas, John (CB) — Texas Southern	1967-68
95	Douglas, Marques (DE) — Howard	2000
10	Douglas, Bobby (QB) — Kansas	1976-77
86,80	Dowdell, Marcus (WR) — Tennessee State	1992-93
22	Drakeford, Tyrone (CB) — Virginia Tech	1998-99
83	Duckett, Kenny (WR) — Wake Forest	1982-85
95	Dumbauld, Jonathan (DE) — Kentucky	1986-88
56	Dunbar, Jo-Lonn (LB) — Boston College	2008-
86	Dunbar, Jubilee (WR) — Southern	1973
63	Dunbar, Karl (DE) — Louisiana State	1993
32	Dunbar, Vaughn (RB) — Indiana	1992, 94-95
10,15	Durkee, Charlie (K) — Oklahoma State	1967-68, 71-72
47	Dusenberry, Bill (RB) — Johnson C. Smith	1970

E

89	Early, Quinn (WR) — Iowa	1991-95
63	Edelman, Brad (G) — Missouri	1982-89
83	Edwards, Kelvin (WR) — Liberty	1986
64	Elliott, Ted (DT) — Minn. State-Mankato	1987
99	Elliott, Tom (TE) — North Texas	1982-88
58	Ellis, Sedrick (DT) — Southern California	2008-
92	Emanuel, Frank (LB) — Tennessee	1970
79	Epps, Tory (DT) — Memphis	1995
14	Erkleben, Russell (K/P) — Texas	1979-83
84	Estes, Lawrence (DE) — Alcorn State	1970-71
23	Evans, Chuck (LB) — Stanford	1980-81
73	Evans, Jahri (G) — Bloomsburg	2006-
54	Evans, Troy (LB) — Cincinnati	2007-
17	Everett, Jim (QB) — Purdue	1994-96

F

10	Fagan, Julian (P) — Mississippi	1970-72
52	Faine, Jeff (C) — Notre Dame	2006-07
44	Farasopoulos, Chris (S) — Brigham Young	1974
56	Farber, Hap (LB) — Mississippi	1970
87	Farquhar, John (TE) — Duke	1997-98
96	Faulkner, Jeff (DE) — Southern	1993
58	Federspiel, Joe (LB) — Kentucky	1972-80
9	Feller, Happy (K) — Texas	1972-73
20	Felton, Eric (CB) — Texas Tech	1978-80
27,48	Fenderson, James (RB) — Hawaii	2001-03
22	Fenerty, Gil (RB) — Holy Cross	1990-91
56	Ferguson, Jim (LB) — Southern California	1968
71	Fersen, Paul (T) — Georgia	1973-74
28	Fichtner, Ross (S) — Purdue	1968
26	Fields, Jitter (PR) — Texas	1984

ALL-TIMEROSTER

55	Fields, Mark (LB) — Washington State	1995-2000
11	Fife, Jason (QB) — Oregon	2006
69	Fifer, Bill (G) — West Texas A&M	1978
56	Fincher, Alfred (LB) — Connecticut	2005-07
44	Fink, Mike (CB) — Missouri	1973
63	Finnie, Roger (T) — Florida A&M	1979
65	Fianigan, Jim (LB) — Pittsburgh	1971
71	Filant, Spencer (TG) — Idaho	2002-04
52	Foneter, Jerry (C) — Texas A&M	1997-2003
92	Ford, Henry (DT) — Arkansas	2003
28	Ford, James (RB) — Texas Southern	1971-72
52	Forde, Brian (LB) — Washington State	1988-91
11	Fourcade, John (QB) — Mississippi	1987-90
53	Fourcade, Keith (LB) — Mississippi	1987
43	Fowler, Bobby (FB) — Louisiana Tech	1984-85
80	Franklin, P.J. (WR) — Tulane	1999
37	Franz, Todd (S) — Tulsa	2000
51	Fraser, Jim (P) — Wisconsin	1968
32	Frazier, Paul (RB) — Northwestern State	1989
55	Freeman, Reggie (LB) — Florida State	1993
15	Fritsch, Toni (K) — None	1982
55	Fujita, Scott (LB) — California	2006-
24	Fuller, Johnny (S) — Lamar	1973-75
72	Fultz, Mike (DT) — Nebraska	1977-80

G

46	Gajan, Hokie (FB) — Louisiana State	1982-85
34	Galbreath, Tony (RB) — Missouri	1976-80
62,60,46,86	Gammom, Kendall (C) — Pittsburg State	1996-99
72	Gandy, Wayne (TE) — Auburn	2003-05
80	Garcia, Jim (DE) — Purdue	1967
88	Gardner, Talman (WR) — Florida State	2003-04
73	Gardner, Len (TE) — New Mexico Highlands	1983-85
20	Gary, Russell (S) — Nebraska	1981-86
20	Gay, Randall (CB) — Louisiana State	2008-
97	Geathers, James (DE) — Wichita State	1984-89
60	George, Teairius (DE) — Kansas State	2008
85	Ghent, Ronnie (TE) — Louisville	2007
15	Gibbs, Donnie (P) — Texas Christian	1974
27	Gibson, Antonio (SS) — Cincinnati	1986-89, 92
77	Gilbert, Daren (T) — Cal State-Fullerton	1985-88
42,41	Gilliam, John (WR) — South Carolina State	1967-68, 77
37	Gleason, Steve (S) — Washington State	2000-06
31	Glenn, Aaron (CB) — Texas A&M	2008
29	Glenn, Vencie (S) — Indiana State	1991
82	Glover, Andrew (TE) — Grambling State	2000
97		

ALL-TIMEROSTER

70.96	Hamiter, Uuhuru (DL) — Delaware State	1998-99
99	Hand, Norman (DT) — Mississippi	2000-02
98	Hanna, Jim (DT) — Louisville	1994
10	Hansen, Brian (PB) — Sioux Falls	1984-88
28	Harding, Greg (DB) — Nicholls State	1984
87	Hardy, Larry (TE) — Jackson State	1978-85
14	Hargett, Eldi (QB) — Texas A&M	1969-72
80	Harper, Alvin (WR) — Tennessee	1997
28	Harper, Devonron (S) — Notre Dame	2003-04
41	Harper, Roman (S) — Alabama	2006
3	Harrington, Joey (QB) — Oregon	2008
30	Harris, Bill (RB) — Colorado	1971
36.26	Harris, Corey (CB) — North Alabama	1999-2000
80	Harris, Herbert (WR) — Lamar	1986-87
82	Harris, Ike (WR) — Iowa State	1978-81
92	Harris, Oriem (DT) — Miami (Fla.)	2007
86	Harris, Rod (WR) — Texas A&M	1989
86	Harrison, Victor (WR) — North Carolina	1987
88	Hart, Ben (S) — Oklahoma	1967
72	Hart, Jeff (T) — Oregon State	1976
53	Hart, Tommy (DE) — Morris Brown	1980
5	Hartley, Garrett (K) — Oklahoma	2008
67	Harvey, George (G) — Kansas	1967
52	Harvey, Richard Jr. (LB) — Tulane	1995-97
26	Harvey, Richard Sr. (DB) — Jackson State	1971
88	Hastings, Andre (WR) — Georgia	1997-99
70.74	Haverdink, Kevin (T) — Western Michigan	1989-91
80	Havrilak, Sam (WR) — Bucknell	1974
36	Hawthorne, Michael (CB) — Purdue	2000-03
29	Hayes, Billie (CB) — San Diego State	1972
89	Hayes, Mercury (WR) — Michigan	1996-97
92	Haynes, James (LB) — Mississippi Valley State	1984-89
81	Haynes, Michael (QB) — Northern Arizona	1994-96
97	Haynes, Michael (DE) — Penn State	2007
49	Hazelton, Major (DB) — Florida A&M	1970
3	Hebert, Bobby (QB) — Northwestern State	1985-89, 91-92
26	Heidel, Jimmy (S) — Mississippi	1967
19	Henderson, Devery (WR) — Louisiana State	2004
20	Henderson, Othello (S) — UCLA	1993-94
87	Herrmann, Don (WR) — Waynesburg	1975-77
84	Hester, Jim (TE) — North Dakota	1967-69
64	Hester, Ray (LB) — Tulane	1971-73
23	Hewitt, Chris (S) — Cincinnati	1997-99
45.34	Heyward, Craig (FB) — Pittsburgh	1988-92
62	Hilgenberg, Jay (C) — Iowa	1993
61	Hilgenberg, Joel (C/G) — Iowa	1984-93
62	Hill, John (C) — Lehigh	1975-84
87	Hill, Lonzell (WR) — Washington	1987-90
81	Hill, Randal (WR) — Miami (Fla.)	1997
40.21	Hilliard, Dalton (RB) — Louisiana State	1986-93
76	Hills, Ken (G/T) — Louisiana-Lafayette	1996-99
81, 86	Hilton, Zachary (TE) — North Carolina	2003-05
24	Hines, Glen Ray (T) — Arkansas	1971-72
78	Hoage, Terry (DB) — Georgia	1984-85
53	Hobbs, Billy (LB) — Texas A&M	1972
80	Hobbs, Daryl (WR) — Pacific	1997
12	Hobert, Billy Joe (QB) — Washington	1997-99
98	Hodge, Milford (DE) — Washington State	1986
52	Hodge, Sedrick (LB) — North Carolina	2001-05
14	Hodson, Tom (QB) — Louisiana State	1995-96
57	Holden, Curtis (LB) — Washington State	2001
70	Holden, Sam (T) — Grambling State	1971
61	Holland, Montrae (G) — Florida State	2003-06
18	Hollas, Hugo (S) — Rice	1970-72
51	Holloway, Stan (LB) — California	1980
45	Holmes, Jack (RB) — Texas Southern	1978-82
21	Holt, Terrence (S) — North Carolina State	2008
87	Horn, Joe (WR) — Itawamba (Miss.) JC	2000-06
28	Hoskins, Derrick (S) — Southern Mississippi	1996
47	Houser, Kevin (LS) — Ohio State	2000-08
68	Housman, Walter (T/G) — Upsala	1987
93	Howard, Darren (DE) — Kansas State	2000-05
29	Howard, Gene (CB) — Langston	1968-70
35	Howard, Reggie (CB) — Memphis	2000
20	Howell, Delles (CB) — Grambling State	1970-72
52	Huard, John (LB) — Maine	1971
70	Hubbard, Dave (T) — Brigham Young	1977
69	Hudson, Pat (G) — Georgia	1981
54	Hughes, Nat (LB) — Boston	1977-79
33	Hughes, Tyrone (CB) — Nebraska	1993-96
76	Hunt, Kevin (T) — Doane	1985-89
60	Hunt, Robert (G) — Virginia	1999
3	Hunter, Earnest (RB) — Southeast Oklahoma	1996
28	Hurley, Bill (DB) — Syracuse	1982-83
88	Hyatt, Fred (WR) — Auburn	1973

12	Ingram, Kevin (QB) — East Carolina	1987
27	Invin, Ken (CB) — Memphis	2002
82	Ismail, Qadry (WR) — Syracuse	1998

21	Israel, Sieve (CB) — Pittsburgh	2001
----	---------------------------------	------

J	Jackson, Ernie (CB) — Duke	1972-77
30	Jackson, Grady (DT) — Knoxville	2002-03
91	Jackson, Greg (S) — Louisiana State	1996
58	Jackson, Jonathan (LB) — Oregon State	2001
57	Jackson, Rickey (LB) — Pittsburgh	1981-93
88	Jackson, Willie (WR) — Florida	2000-01
52	Jacobs, Harry (LB) — Bradley	1970
64	Jacob, Kendyl (G/C) — Kansas State	2002-05
22	Jakes, Van (CB) — Kent State	1986-88
50	James, Philip (C) — Southern	1987
43	Jean-Batiste, Garland (FB) — Louisiana State	1987
40	Jeffries, Haywood (WR) — North Carolina State	1996
96	Jeffries, Dameian (DE) — Alabama	1995
72	Jenkins, Trezelle (T) — Michigan	1997
36	Jennings, Stanford (RB) — Furman	1991
68	Jetton, Paul (G) — Texas	1992-93
19	Johnson, Alonzo (WR) — Central State (Ohio)	1998
22	Johnson, Benny (CB) — Johnson C. Smith	1976
34	Johnson, Bobby (DB) — Texas	1983-84, 86
77	Johnson, Carl (G) — Nebraska	1972-73
6	Johnson, Dirk (P) — Northern Colorado	2002
21	Johnson, Eric (CB) — South Carolina	1985
82	Johnson, Eric (TE) — Yale	2007
94	Johnson, J.R. (LB) — Syracuse	2002
54	Johnson, Joe (DE) — Louisville	1994-98, 2000-01
50	Johnson, John (LB) — Clemson	1995
45	Johnson, Nate (RB) — Texas Southern	1987
86	Johnson, Tony (TE) — Alabama	1996-98
95	Johnson, Trevor (DE) — Nebraska	2006
96	Johnson, Tyrone (WR) — Western State (Colo.)	1994
29	Johnson, Udra (RB) — West Virginia	1989
53	Johnson, Vaughn (LB) — North Carolina State	1986-93
90	Johnson, Walter (LB) — Louisiana Tech	1989
36	Jones, Andrew (RB) — Washington State	1975-76
58	Jones, Brian (LB) — Texas	1995-96, 98
19	Jones, Charlie (WR) — Fresno State	2000
74	Jones, Clarence (T) — Maryland	1996-98
53	Jones, Donald (LB) — Nebraska	2000
95.92	Jones, Ernest (DE) — Oregon	1995-98
89	Jones, Jamal (WR) — North Carolina A&T	2006
59	Jones, J.J. (LB) — Arkansas	2002
78	Jones, Jerry (T) — Bowling Green	1967-69
32	Jones, Kim (FB) — Colorado State	1976-79
86, 89	Jones, Mike (WR) — Tennessee State	1986-87, 89
20	Jones, Ray (DB) — Southern	1973
27	Jones, Reginald (CB) — Memphis	1991-94
27	Jones, Selwyn (CB) — Colorado State	1994
34	Jones, Tebucky (S) — Syracuse	2003-04
23	Jordan, Buford (FB) — McNeese State	1986-92
45	Jordan, Jimmy (RB) — Florida	1967
45	Joseph, Keith (RB) — Texas A&M	2006

K	Kaesviharn, Kevin (S) — Augustana (S.D.)	2007-08
71	Kaplan, Ken (T) — New Hampshire	1987
47	Kearney, Mike (FB) — Arizona State	2004-08
44	Kearney, Jim (S) — Prairie View A&M	1976
28	Keaton, Curtis (RB) — James Madison	2002
78	Keim, Mike (T) — Brigham Young	1991
20	Kelley, Les (RB) — Alabama	1967-69
87	Kelly, Mike (TE) — Davidson	1973
33.24, 42.7	Kelly, Rob (S) — Ohio State	1997-2000
5	Kempf, Florian (K) — Pennsylvania	1987
60	Kennard, Derek (G) — Nevada	1991-93
82	Kennison, Eddie (WR) — Louisiana State	1999
17	Kilmer, Billy (QB) — UCLA	1967-70
45	Kimbrough, Elbert (S) — Northwestern	1968
61	King, Ed (G) — Auburn	1995-97
63	Kingree, Rick (LB) — Tulane	1973-78
58	Kline, Alan (T) — Ohio State	1994-95
40	Knafecl, Greg (TE) — Notre Dame	1983
53	Knight, Roger (LB) — Wisconsin	2001-04
29	Knight, Sammy (S) — Southern California	1997-2002
78	Knight, Shawn (DE) — Brigham Young	1987
66	Knowles, David (T) — Indiana	1977
55	Kohlbrand, Joe (LB) — Miami (Fla.)	1985-89
43	Kopay, Dave (LB) — Washington	1971
60	Korte, Steve (C) — Arkansas	1983-90
82	Kovach, Jim (LB) — Kentucky	1979-85
59	Kramer, Kent (TE) — Minnesota	1967
9	Krinn, Tommy (QB) — Rice	1990
21	Krinn, John (S) — Notre Dame	1982
50	Kupp, Jake (G) — Washington	1967-75
67	Kuziel, Bob (C) — Pittsburgh	1972

L	Lafary, Dave (T) — Purdue	1977-85
39	LaGrand, Morris (RB) — Tampa	1975
96	Lake, Antwan (DT) — West Virginia	2006-08
67	LaPorta, Phil (T) — Penn State	1974-75
12	Laufenberg, Babe (QB) — Indiana	1986
82	Lawrie, Nate (TE) — Yale	2005-06
29	Lawson, Odell (RB) — Langston	1973-74
58	Leach, Scott (LB) — Ohio State	1987
74	Leach, William (G/T) — North Carolina State	1987
48	Leach, Vinton (CB) — East Carolina	2006
11	Lee, Carl (DB) — Prairie View	1971-75
50	Lee, Carl (DB) — Marshall	1994
32	Lee, Mark (CB) — Washington	1991
43	Legette, Tyrone (CB) — Nebraska	1992-95
62	Leggett, Brad (C) — Southern California	1990-91
72	Leggett, Earl (DT) — Louisiana State	1967-68
35	Lehan, Michael (CB) — Minnesota	2008
68	Lehr, Matt (C/G) — Virginia Tech	2008
75	Leisle, Rodney (DT) — UCLA	2004-06
52	Lemon, Mike (LB) — Kansas	1975
89	Lewis, Derrick (WR) — San Diego State	2002-03
83	Lewis, Gary (DT) — Oklahoma State	1983
22	Lewis, Gary (RB) — Arizona State	1970
24	Lewis, Marvin (RB) — Tulane	1982
84	Lewis, Michael (WR) — None	2001-06
98	Lewis, Reggie (DE) — San Diego State	1982-84
29	Lewis, Rodney (CB) — Nebraska	1982-84
3	Leybold, John (K) — None	1978
78	Linden, Errol (T) — Houston	1969-70
54	Lindsey, Dale (LB) — Western Kentucky	1973
7	Linhart, Toni (K) — Austria Tech	1972
86	Lipps, Louis (WR) — Southern Mississippi	1992
20.21	Little, Earl (DB) — Miami (Fla.)	1998-99
48	Livingston, Andy (RB) — Phoenix (Ariz.) College	1969-70
61	Loberg, Greg (G/T) — California	1987
0	Logan, Obert (S) — Trinity	1967
2	Lohmliler, Chin (K) — Minnesota	1995
26	Long, Dave (DE) — Iowa	1969-72
89	Looney, Joe Don (RB) — Oklahoma	1969
34	Lorick, Tony (RB) — Arizona State	1968-69
46	Lumplin, Sean (S) — Minnesota	1992-96
88	Lusk, Hendrick (TE) — Utah	1996
43	Lyons, Dicky (S) — Kentucky	1970

MC	McAfee, Fred (RB) — Mississippi College	1991-93, 2000-06
26	McAllister, Deuce (RB) — Mississippi	2001-08
26	McCall, Don (RB) — Southern California	1967-68, 70
19	McClard, Bill (K) — Arkansas	1973-75
42.44	McCleskey, J.J. (WR/S) — Tennessee	1993-96
67	McCullum, Andy (G) — Toledo	1994-98
71.75	McCormick, Dave (T) — Louisiana State	1967-68
51	McCoy, Larry (LB) — Lamar	1987
59	McCoy, Matt (LB) — San Diego State	2007
44	McCrary, Fred (FB) — Mississippi State	1997
93	McCray, Bobby (DE) — Florida	2008
80	McCulloch, Earl (WR) — Southern California	1974
36	McIntyre, Corey (FB) — West Virginia	2006
89	McGarity, Wayne (WR) — Texas	2001
18	McGeoghan, Phil (WR) — Maine	2003
49	McGill, Ralph (S) — Tulsa	1978-79
96	McGinnis, Gene (C) — Notre Dame	1992
43.34	McIntosh, Toddrick (DE) — Florida State	1995
47	McKenzie, Mike (CB) — Memphis	2004-08
60	McKinley, Alvin (DT) — Mississippi State	2008
59	McKinnon, Ronald (LB) — North Alabama	2005
42	McLemore, Dana (DB) — Hawaii	1986
29	McMillian, Mark (CB) — Alabama	1996
27	McNeill, Rod (RB) — Southern California	1974-75
12	McNeill, Tom (P) — Stephen F. Austin	1967-69
5	McPherson, Adrian (QB) — Florida State	2005
25	McQuay, Leon (RB) — Tampa	1976

M	Mack, Cedric (CB) — Baylor	1992-93
47	Mack, Milton (CB) — Alcorn State	1987-91
8	Manning, Archie (QB) — Mississippi	1971-75, 77-82
91	Marchiol, Ken (LB) — Mesa State	1987
2	Mare, Olindo (K) — Syracuse	2007
75	Marrone, Doug (G) — Syracuse	1989
40	Marsalis, Jim (S) — Tennessee State	1977
23	Marshall, James (DB) — Jackson State	1980
59	Martin, Chris (LB) — Auburn	1983
22	Martin, D'Artagnan (CB) — Kentucky State	1971
84	Martin, Eric (WR) — Louisiana State	1985-93
10	Martin, Jamie (QB) — Weber State	2006-07
93	Martin, Wayne (DE/DT) — Arkansas	1989-99

86	Martini, Rich (WR) — Cal-Davis	1981
40	Massey, Robert (CB) — North Carolina Central	1989-90
23	Mathis, Kevin (CB) — Texas A&M-Commerce	2000-01
56	Mathis, Reggie (LB) — Oklahoma	1979-80
35	Matthews, Henry (RB) — Michigan State	1973
64	Maurer, Andy (G) — Oregon	1974
84	Mauti, Rich (WR) — Penn State	1977-80, 82-83
89	Maxie, Brett (S) — Texas Southern	1985-93
28	Maxson, Alvin (RB) — Southern Methodist	1974-76
75	Mayberry, Jermaine (G) — Texas A&M Kingsville	2005
22	Mayes, Michael (CB) — Louisiana State	1989
36	Mayes, Rueben (RB) — Washington State	1986-88, 90
17	Meachem, Robert (WR) — Tennessee	2007
5	Mehlhaft, Taylor (K) — Wisconsin	2008
8	Meier, Shad (TE) — Kansas State	2005
51, 53	Melton, Terrence (LB) — Rice	2004-06
19	Merkens, Guido (QB/WR/DB) — Sam Houston State	1980-85
57	Merlo, Jim (LB) — Stanford	1973-74, 76-79
71	Merrill, Casey (DT) — Cal-Davis	1986
70	Meseroll, Mark (T) — Florida State	1978
92.99	Mickell, Darren (DE) — Florida	1996-97, 99
54	Middleton, Rick (LB) — Ohio State	1974-75
83	Mike-Mayer, Steve (K) — Maryland	1978
83	Miller, Billy (TE) — Southern California	2006
62	Miller, Bubba (C/G) — Tennessee	2002
84	Miller, Junior (TE) — Nebraska	1984
89	Miller, Les (DT) — Fort Hays State	1991-94
80	Miller, Mike (WR) — Tennessee	1985
51	Mills, Sam (LB) — Montclair State	1986-94
40	Milne, Brian (FB) — Penn State	2000
32	Minor, Lincoln (RB) — New Mexico State	1973
88	Mitchell, Derrrel (WR) — Texas Tech	1994
83	Mitchell, Johnny (TE) — Nebraska	2001
59	Mitchell, Keith (LB) — Texas A&M	1997-01
50	Mitchell, Kevin (LB) — Syracuse	1998-1999
50	Mitchell, Marvin (LB) — Tennessee	2006
40	Mitchell, Mel (S) — Western Kentucky	2002-05
25	Molden, Alex (CB) — Oregon	1996-2000
97	Monroe, Dennis (DE) — Virginia Tech	2002
77	Monterrey, Marv (T) — Southern California	1976-77
24	Mooney, Monty (S) — Houston	2004
72	Morgers, Doug (DE) — Whittier	1971-72
74	Moore, Derland (DT) — Oklahoma	1973-85
95	Moore, Eric (DE) — Florida State	2006
32	Moore, Jerald (RB) — Oklahoma	2000
25	Moore, Jerry (T) — Arkansas	1973-74
16	Moore, Lance (WR) — Toledo	2006
21	Moore, Reynaud (CB) — UCLA	1971
73	Mooring, John (T) — Tampa	1974
67	Morgan, Mike (LB) — Louisiana State	1969-70
77	Morris, Chris (T) — Indiana	1975
76	Morrison, Don (T) — Texas-Arlington	1971-77
35	Morse, Bobby (FB) — Michigan State	1989-91
30	Morton, Chad (RB) — Southern California	2000
42	Muncie, Chuck (RB) — California	1976-80
22	Muster, Brad (FB) — Stanford	1993-94
37	Myers, Tommy (S) — Syracuse	1972-81
55	Myles, DeShone (LB) — Nevada	2001

N	Nacole, Chris (G) — Colorado	1997-01
55	Nairne, Rob (LB) — Oregon	1981-83
23.22	Neal, Lorenzo (FB) — Fresno State	1993-96
87.68	Neal, Richard (DE) — Southern	1969-72, 78
36	Ned, Derrick (FB) — Grambling State	1993-95
97	Nesbit, Jamar (G/T) — South Carolina	2004
24	Nevett, Elijah (CB) — Clark Atlanta	1967-70
64	Newkirk, Robert (DE) — Michigan State	1999
41</		

ALL-TIMEROSTER

35	Otis, Jim (RB) — Ohio State	1970
66	Oubre, Louis (G) — Oklahoma	1982-84
49	Owens, Artie (WR) — West Virginia	1980
72	Owens, Joe (DE) — Alcorn State	1971-75
86	Owens, John (TE) — Notre Dame	2006-07
83	Owens, Tinker (WR) — Oklahoma	1976,78-80

P

35	Pahukoa, Shane (S) — Washington	1995
4	Pakulak, Glenn (P) — Kentucky	2008-
3	Palko, Tyler (QB) — Pittsburgh	2007
52	Palmer, Dick (LB) — Kentucky	1972-73
73	Palmer, Emile (DT) — Syracuse	1996
42,88	Parker, Joel (WR) — Florida	1974-75,77
96	Parker, Steve (DE) — Idaho	1980
83	Parks, Dave (TE) — Texas Tech	1968-72
17	Partridge, Rick (P) — Utah	1979
60	Pathon, Jerome (WR) — Washington	2002-04
81	Patten, David (WR) — Western Carolina	2007-08
88	Pattison, Mark (WR) — Washington	1987-88
51	Paul, Whitney (LB) — Colorado	1982-85
53	Pelluer, Scott (LB) — Washington State	1981-85
71	Perot, Petye (G) — Northwestern State	1985
60	Perriman, Brett (WR) — Miami (Fla.)	1988-90
39	Perry, Darren (S) — Penn State	2000
32	Perry, Vernon (S) — Jackson State	1983
73	Perry, Wilmont (RB) — Livingstone	1998-99
99	Petitti, Rob (T) — Pittsburgh	2006
45	Petry, Stan (CB) — Texas Christian	1991
34	Phillips, Jess (RB) — Michigan State	1973-74
43	Phillips, Kim (CB) — North Texas	1989
37	Philyaw, Dino (RB) — Oregon	1999
76	Pietrzak, Jim (C) — Eastern Michigan	1979-84
65	Pittman, David (CB) — Northwestern State	2008
75	Pittman, Julian (DT) — Florida State	1998
22	Pitts, Elijah (RB) — Philander Smith	1970
85	Poage, Ray (TE) — Texas	1967-70
25	Poe, Johnnie (CB) — Missouri	1981-87
82	Pollard, Bob (DE) — Weber State	1971-77
83	Poole, Keith (WR) — Arizona State	1997-2000
88	Poole, Nate (WR) — Marshall	2005
70	Port, Chris (G/T) — Duke	1991-95
59	Porter, Rufus (LB) — Southern	1995-96
22	Porter, Tracy (CB) — Indiana	2008-
40	Powell, Marvin (FB) — Southern California	1999
33	Preece, Steve (DB) — Oregon State	1969
75	Price, Elez (DT) — Alcorn State	1973-80
70	Price, Marcus (T) — Louisiana State	2000-01
23	Profit, Joe (RB) — Louisiana-Monroe	1973
65	Prudhomme, Remi (G/C) — Louisiana State	1971-72

R

47	Rackley, David (DB) — Texas Southern	1985
21	Ramsey, Nate (S) — Indiana	1973
16	Ramsey, Steve (QB) — North Texas	1970
86	Rasby, Walter (TE) — Wake Forest	2003
66	Rasley, Rocky (G) — Oregon State	1974
22	Ray, Ricky (CB) — Norfolk State	1979-80
21	Reaves, Ken (CB) — Norfolk State	1974
56	Rebouse, Rusty (LB) — Nicholls State	1978
58	Redd, Glen (LB) — Brigham Young	1981,83-86
86	Reed, Jake (WR) — Grambling State	2000,02
60	Reese, Don (DE) — Jackson State	1978-80
39	Reis, Chris (S) — Georgia Tech	2007-
75	Rengel, Mike (DT) — Hawaii	1969
76	Reyes, Tutan (T) — Mississippi	2000-02
84	Rhem, Steve (WR) — Minnesota	1994-95
1	Ricardo, Benny (K) — San Diego State	1980-81
5	Rice, Floyd (LB) — Alcorn State	1978
75	Richey, Mike (T) — North Carolina	1970
84	Riley, Preston (WR) — Memphis	1973
66	Riley, Victor (T) — Auburn	2002-04
14	Riordan, Tim (QB) — Temple	1987
77	Rissmiller, Ray (T) — Georgia	1967
82	Rivers, Marcus (TE) — Oklahoma State	2006
83	Roaches, Carl (KR) — Texas A&M	1985
77	Roaf, William (T) — Louisiana Tech	1993-2001
95	Robbins, Austin (DT) — North Carolina	1996-99
27	Roberts, Walt (WR) — San Jose State	1967
70	Robinson, Craig (T) — Houston	1972-73
47	Robinson, Virgil (RB) — Grambling State	1971-72
15	Roby, Courtney (WR) — Indiana	2008-
24	Rodenberger, Jeff (FB) — Maryland	1987
59	Rodgers, Derrick (LB) — Arizona State	2003-04
54	Roe, Hill (LB) — Colorado	1987
88	Rogers, George (RB) — South Carolina	1981-84
41	Rogers, Jimmy (RB) — Oklahoma	1980-84
26	Rogers, Steve (RB) — Louisiana State	1975
75	Rollins, Baron (G) — Louisiana Tech	1994
44	Rose, George (CB) — Auburn	1967

55	Ross, Scott (LB) — Southern California	1991
78	Roth, Tom (C/G) — Southern Illinois	1994
70	Rourke, Jim (T) — Boston College	1985
54	Roussel, Tom (LB) — Southern Mississippi	1971-72
76	Rouwe, Dave (DT) — Penn State	1967-70
7	Royals, Mark (P) — Appalachian State	1997-98
56	Ruff, Orlando (LB) — Furman	2003-04
89	Ryan, Sean (TE) — Boston College	2008
54	Ryzcek, Paul (C) — Virginia	1981

S

99	Sagapolutele, Pio (DT) — San Diego State	1997
68	Saindon, Pat (G) — Vanderbilt	1986
73	Sandeman, Bill (T) — Pacific	1967
74	Sanderson, Scott (G/T) — Washington State	2001-02
51	Saul, Bill (LB) — Penn State	1969
93,95	Savage, Josh (DE) — Utah	2007-08
85	Savoie, Mike (TE) — Louisiana State	1997
83	Scales, Greg (TE) — Wake Forest	1988-91
21	Scarpatti, Joe (DB) — North Carolina State	1970
24	Scott, Bryan (S) — Penn State	2006
63	Schmidt, Roy (G) — Long Beach State	1967-68
63	Schmidt, Terry (CB) — Ball State	1974-75
65	Schreiber, Adam (G) — Texas	1985
73	Schultz, Randy (RB) — Northern Iowa	1967-68
31	Schumacher, Kurt (G) — Ohio State	1975-77
48	Schwartz, Don (S) — Washington State	1978-80
60	Schweda, Brian (DE) — Kansas	1967-68
47	Scifres, Steve (T) — Wyoming	1999
12	Scott, Bobby (QB) — Tennessee	1973-82
80	Scott, Lindsay (WR) — Georgia	1982-85
87	Scott, Malcolm (TE) — Louisiana State	1987
81	Seal, Paul (TE) — Michigan	1974-76
63	Setterstrom, Chad (G) — Northern Iowa	2004-05
28	Shabazz, Sideeq (S) — New Mexico State	2005
58	Shanle, Scott (LB) — Nebraska	2006-
30	Shaw, Bob (WR) — Winston-Salem State	1970
76	Shaw, Rickie (T) — North Carolina	1993
89	Shepard, Derrick (WR) — Oklahoma	1989
67	Shimmers, John (G) — Xavier (Ohio)	1969-71
88	Shockey, Jeremy (TE) — Miami (Fla.)	2008-
5	Shuler, Heath (QB) — Tennessee	1997-98
28	Shy, Don (RB) — San Diego State	1969
71	Siglar, Ricky (T) — San Jose State	1997-98
51	Simmons, Brian (LB) — North Carolina	2007
53	Simmons, Dave (LB) — Georgia Tech	1967
25	Simmons, Jerry (WR) — Bethune-Cookman	1967
96	Simmons, Michael (DE) — Mississippi State	1989-90
53	Simoneau, Mark (LB) — Kansas State	2006-
59	Simonini, Ed (LB) — Texas A&M	1982
74	Slaughter, Chuck (T) — South Carolina	1982
53	Slaughter, T.J. (LB) — Southern Mississippi	2005
88,48	Sloan, David (TE) — New Mexico	2002-03
81,84	Slutzker, Scott (TE) — Iowa	1998-99
83	Small, Torrance (WR) — Alcorn State	1992-96
99	Smeege, Joel (DE/LB) — Western Michigan	1990-94
32	Smith, Antawnian (RB) — Houston	1997
91	Smith, Brady (DE) — Colorado State	1979-99
30	Smith, Cedric (FB) — Florida	1991
54	Smith, Darrin (LB) — Miami (Fla.)	2000-04
84	Smith, Dwight (S) — Akron	2003
22	Smith, Irv (TE) — Notre Dame	1993-97
90	Smith, Kenny (DT) — Alabama	2001-04
36,26	Smith, Lamar (RB) — Houston	1998-99,2003
66	Smith, Royce (G) — Georgia	1972-73
99	Smith, Shaun (DT) — South Carolina	2004
44	Smith, Terrelle (FB) — Arizona State	2000-03
52	Smith, Vinson (LB) — East Carolina	1998-99
91	Smith, Will (DE) — Ohio State	2004-
33	Sobomehin, Olaniyi (FB) — Portland State	2008-
11	South, Ronnie Lee (QB) — Arkansas	1968
33	Spears, Ernest (S) — Southern California	1990
37	Spencer, Jimmy (CB) — Florida	1992-95
29	Spencer, Maurice (CB) — North Carolina Central	1974-76,78
47	Spivey, Mike (CB) — Colorado	1980-81
16	Stabler, Ken (QB) — Alabama	1982-84
89	Stachelski, Dave (TE) — Boise State	2000-01
83	Stallworth, Donte (WR) — Tennessee	2002-05
90	Stanley, Israel (DE) — Arizona State	1995
72	Stanley, Montavious (DT) — Louisville	2008
32	Stauch, Scott (RB) — UCLA	1981
27	Stecker, Aaron (RB) — Western Illinois	2004-08
27	Stemrick, Greg (CB) — Colorado State	1983
22	Stevens, Howard (RB) — Louisville	1973-74
26	Stewart, Jimmy (S) — Tulsa	1977
87	Stickles, Mommy (TE) — Notre Dame	1968
68	Stieve, Terry (G) — Wisconsin	1976-77
78	Stinchcomb, Jon (T) — Georgia	2003-
78	Stincum, Fred (DE) — Michigan	1972
71	Stokes, Fred (DE) — Georgia Southern	1996
52	Stonebreaker, Mike (LB) — Notre Dame	1994

37	Stonebreaker, Steve (LB) — Detroit	1967-68
23	Stoutmire, Omar (S) — Fresno State	2006
49	Stowers, Tommie (TE) — Missouri	1992-93
33	Strachan, Mike (RB) — Iowa State	1975-80
58	Strand, Eli (G) — Iowa State	1967
64	Strief, Zach (T) — Northwestern	2006-26
42	Strong, Jim (RB) — Houston	1971-72
41	Strong, William (CB) — North Carolina State	1995-96
73	Sturm, Jerry (T/C) — Illinois	1967-70
67	Sturt, Fred (G) — Bowling Green	1978-81
49	Sullivan, Johnathan (DT) — Georgia	2003-05
60	Sutherland, Doug (G) — Wisconsin-Superior	1970
20	Sutton, Jon (CB) — New Mexico	1987
29	Sutton, Reggie (CB) — Miami (Fla.)	1987-88
14	Sweetan, Karl (QB) — Wake Forest	1968
56	Swilling, Pat (LB) — Georgia Tech	1986-92
79	Swinney, Clavis (DT) — Arkansas State	1970
69	Swoopes, Pat (DT) — Mississippi State	1987-89
15	Szaro, Rich (K) — Harvard	1975-78
88	Szymkowski, Dave (WR) — West Texas A&M	1968

T

72	Talbot, Don (T) — Texas	1969-70
22	Talder, Derrick (S) — North Carolina State	1987
71	Taylor, James (T) — Missouri	1978-81
31	Taylor, Jim (RB) — Louisiana State	1967
29	Taylor, Keith (S) — Illinois	1992-93
77	Taylor, Mike (T) — Southern California	1969-70
29	Terrell, Daryl (T) — Southern Mississippi	1999-2001
50	Terry, Corey (LB) — Tennessee	2000
86	Thaxton, James (TE) — Tennessee State	1976-77
28	Thomas, Anthony (RB) — Michigan	2005
23	Thomas, Charlie (KR) — Tennessee State	1975
85	Thomas, Curtland (WR) — Missouri	1987
22	Thomas, Fred (CB) — Tennessee-Martin	2000-07
79	Thomas, Henry (G) — Texas State	1987
90	Thomas, Hollis (DT) — Northern Illinois	2006-08
89	Thomas, Joe (WR) — Mississippi Valley State	1987
33	Thomas, Joey (CB) — Montana State	2005
14	Thomas, Levon (WR) — Georgia Tech	2005
23	Thomas, Pierre (RB) — Illinois	2007-
17	Thomas, Speedy (WR) — Utah	1973-74
80	Thompson, Aundra (WR) — Texas A&M-Commerce	1981-82
27	Thompson, Bonnie (S) — Grambling	1989-91
37	Thompson, Bennie (S) — Arizona	1969
65	Thompson, Dave (T) — Clemson	1974-75
96	Thorp, Don (DT) — Illinois	1984
33	Thurman, Junior (DB) — Southern California	1987
82	Tice, John (TE) — Maryland	1983-92
74	Tilleman, Mike (DT) — Montana	1967-70
71	Tillman, Faddie (DT) — Boise State	1972
11,14	Todd, Richard (QB) — Alabama	1984-85
54	Toles, Alvin (LB) — Tennessee	1985-88
91	Tolliver, Billy Joe (QB) — Texas Tech	1998-2000
90	Tomich, Jared (DE) — Nebraska	1997-2000
24	Tourence, Leigh (CB) — Stanford	2008-
32	Torresant, Darrell (DB) — Northwestern State	1987
71	Townes, Willie (DE) — Tulsa	1970
65	Trapilo, Steve (G) — Boston College	1987-90,92
54	Tubbs, Winfred (LB) — Texas	1994-97
58	Tuipala, Joe (LB) — San Diego State	1999
26	Tullis, Willie (CB) — Troy State	1985-86
68	Turley, Kyle (G/T) — San Diego State	1998-2002
97	Turnbull, Renaldo (DE/LB) — West Virginia	1990-96
88	Turner, Floyd (WR) — Northwestern State	1989-93
86	Twynner, Gunnard (WR) — Western Illinois	1997
42	Tyler, Toussaint (RB) — Washington	1981-82

U

62	Uhlenhake, Jeff (C) — Ohio State	1994-95
----	----------------------------------	---------

V

35	Van Wagner, Jim (FB) — Michigan Tech	1978
52	Vanderbundt, Skip (LB) — Oregon State	1978
38	Vanderaer, Phil (LB) — Massachusetts	1967
79	Verdon, Jimmy (DE) — Arizona State	2005
66	Verstegen, Mike (G) — Wisconsin	1995-97
51	Velma, Jonathan (LB) — Miami (Fla.)	2008-

W

70	Wagner, Terrence (C) — Sacramento State	2003
87	Wainright, Frank (TE) — Northern Colorado	1991-93
83	Walker, Dwight (WR) — Nicholls State	1987
80	Walker, Mike (DE) — Memphis	1988-89
78	Walker, Wesley (DE) — Tulane	1971
5	Walsh, Steve (DE) — Mississippi	1994-95
4	Walsh, Steve (QB) — Miami (Fla.)	1990-93
21	Ward, Carl (S) — Michigan	1969

ALL-TIMEROSTER

72	Ward, Chris (T) — Ohio State	1984
58	Ward, Phillip (LB) — UCLA	2000
98	Warner, Ron (LB) — Kansas	1998
73	Warren, Frank (DE) — Auburn	1981-89,91-94
55	Washington, Dave (LB) — Alcorn State	1980
66	Washington, Mickey (CB) — Texas A&M	1997
88	Waters, Mike (TE) — San Diego State	1987
55	Watson, Courtney (LB) — Notre Dame	2004-05
67	Watson, John (T) — Oklahoma	1977-79
61	Watson, Mike (T) — Miami (Ohio)	1977
49	Wattell, Frank (S) — Kansas State	1981-87
44	Waymer, Dave (DB) — Notre Dame	1980-89
72,24	Wearly, Fred (CB) — Florida	1998-2001
7	Weatherford, Steve (P) — Illinois	2006-08
85	Weatherpsoon, Cephus (WR) — Fort Lewis College	1972
56	Weissenhofer, Ron (LB) — Notre Dame	1987
42	Welch, Claxton (RB) — Oregon	1970
54	Wendryhoski, Joe (C) — Illinois	1967-68
60	Westbrooks, Greg (LB) — Colorado	1975-77
64	Wheatley, Austin (TE) — Iowa	2000
39	Whitwright, Ernie (RB) — Southern Illinois	1967-70
86	Whitaker, Creston (WR) — North Texas	1972
79	White, Mitch (T) — Oregon State	2001
98	Whitehead, Willie (DE/DT) — Auburn	1999-2006
23	Whitesell, Dave (CB) — Indiana	1967-69
59	Whittingham, Fred (LB) — Cal Poly-San Luis Obispo	1967-68
23	Whittle, Ricky (RB) — Oregon	1996
66	Wickert, Tom (G) — Washington State	1975-76
49	Wicks, Bob (WR) — Utah State	1974
47	Wilcox, Josh (TE) — Oregon	1998-99
94	Wilks, Jon (DE/DT) — San Diego State	1981-93
82	Williams, Boo (TE) — Arkansas	2001-04
51	Williams, Brian (LB) — Southern California	2001
88	Williams, Brooks (TE) — North Carolina	1978-81
61	Williams, Del (G) — Florida State	1967-73
90	Williams, James (LB) — Mississippi State	1990-94
24	Williams, Joe (RB) — Wyoming	1972
45	Williams, John (FB) — Wisconsin	1986
66	Williams, Larry (G) — Notre Dame	1991
96	Williams, Melvin (DE) — Kansas State	2003-04
69	Williams, Ralph (G) — Southern	1985-86
86	Williams, Richard (WR) — Abilene Christian	1974
34	Williams, Ricky (RB) — Texas	1999-2001
21	Williams, Robert (CB) — North Carolina	1999
63	Williams, Wally (G) — Florida A&M	1999-2002
65	Williams, Willie (T) — Louisiana State	1994
63	Willis, Donald (G) — North Carolina A&T	1995-97
89	Willis, Len (WR) — Ohio State	1977
6	Wilmsmeyer, Klaus (P) — Louisville	1995-96
18	Wilson, Dave (WR) — Illinois	1981,83-89
42,24	Wilson, Jerry (CB) — Southern	2001-02
18	Wilson, Ray (S) — New Mexico	1994

ALL-TIME NUMERICAL ROSTER

0
Obert Logan (S)1967

00
Ken Burrough (WR)1970

1
Gary Yepremian (K)1979
Benny Ricardo (K)1980-81
Martin Gramatica (K)2007-08

2
Chip Lohmiller (K)1995
Aaron Brooks (QB)2000-05
Olindo Mark (K)2007

3
Skip Butler (K)1971
John Leypoldt (K)1978
Bobby Hebert (QB)1985-89,91-92
Mark Royals (P)1997-98
John Carney (K)2001-06
Tyler Palko (QB)2007
Joey Harrington (QB)2008-

4
Mike Cofer (K)1987
Steve Walsh (QB)1990-93
Klaus Wilmsmeyer (P)1995-96
Toby Gowin (P)2000-02
Todd Bouman (QB)2003-05
Billy Cundiff (K)2006
Glenn Pakulak (P)2008-

5
Florian Kempf (K)1987
Heath Shuler (QB)1997-98
Adrian McPherson (QB)2005
Taylor Mehlfaff (K)2008
Garrett Hartley (K)2008-

6
Tommy Barnhardt (P)1987,89-94,99
Dirk Johnson (P)2002

7
Toni Linhart (K)1972
Guy Benjamin (QB)1980
Morten Andersen (K)1982-94
Danny Wuertffel (QB)1997-99
Steve Weatherford (P)2006-08
Ben Graham (P)2008

8
Archie Manning (QB)1971-75,77-82

9
Happy Feller (K)1972-73
George Winslow (P)1989
Tommy Kramer (QB)1990
Jake Delhomme (QB)1998-99
Drew Brees (QB)2006-

10
Charlie Durkee (K)1967-68,71-72
Julian Fagan (P)1970-72
Steve O'Neal (P)1973
Bobby Douglass (QB)1976-77
Tom Jurich (K)1978
Steve Mike-Mayer (K)1978
Brian Hansen (P)1984-88
Tommy Barnhardt (P)1989
Cary Blanchard (K)1992
Doug Brien (K)1995-2000
Jamie Martin (QB)2006-07
Skyler Green (WR)2008-

11
Ronnie South (QB)1968
John Ninowski (QB)1969
Bivian Lee (CB)1971-75
Ed Burns (QB)1978-80
Richard Todd (QB)1984
John Fourcade (QB)1987-90
Billy Joe Tolliver (QB)1998-2000
Jason Fife (QB)2006
Mark Brunell (QB)2008-

12
Tom McNeill (P)1967-69
Bobby Scott (QB)1973-82
Babe Laufenberg (QB)1986
Kevin Ingram (QB)1987
Billy Joe Hobert (QB)1997-99
Jake Delhomme (QB)2000-02
Marques Colston (WR)2006-

13
Larry Cipa (QB)1974-75
Doug Nussmeier (QB)1994-97
Kerry Collins (QB)1998

14
Karl Sweetan (QB)1968
Edd Hargett (QB)1969-72
Russell Erleben (K/P)1979-83
Richard Todd (QB)1985
Tim Riordan (QB)1987
Tom Hodson (QB)1995-96
J.T. O'Sullivan (QB)2002-04
Levon Thomas (WR)2005

15
Gary Cuzzo (QB)1967
Charlie Durkee (K)1967-68,71-72
Bob Davis (QB)1973
Donnie Gibbs (P)1974
Rich Szaro (K)1975-78
Toni Fritsch (K)1982
Courtney Roby (WR)2008-

16
Bo Burris (S)1967-69
Steve Ramsey (QB)1970
Ken Stabler (QB)1982-84
Tom Blanchard (P)1974-78
Mike Buck (QB)1990-93
Lance Moore (WR)2006-

17
Billy Kilmer (QB)1967-70
Rick Partridge (P)1979
Speedy Thomas (WR)1973-74

Jim Everett (QB)1994-96
Mitch Berger2003-05
Robert Meachem (WR)2007-

18
Hugo Hollas (S)1970-72
Dave Wilson (QB)1981,83-89
Wade Wilson (QB)1993-94
Terry Guess (WR)1996
Jeff Blake (QB)2000-01
Phil McGeoghan (WR)2003
Terrance Copper (WR)2006-08

19
Gary Wood (QB)1967
Tom Dempsey (K)1969-70
Bill McClard (K)1973-75
Guido Merkens (QB/WR/DB)1980-85
Brett Bech (WR)1996
Alonzo Johnson (WR)1998
Charlie Jones (WR)2000
Devery Henderson (WR)2004-

20
George Youngblood (S)1967-68
Delles Howell (CB)1970-72
John Wood (DE)1973
Eric Felton (CB)1978-80
Russell Gary (S)1981-86
John Sutton (CB)1987
Othello Henderson (S)1993-94
Derek Brown (RB)1995-96
Ear Little (CB)1998
Terry Allen (RB)2000
Jay Bellamy (S)2001-07
Randall Gay (CB)2008-

21
John Douglas (CB)1967-68
Carl Ward (S)1969
Joe Scarpati (DB)1970
Reynaud Moore (CB)1971
Nate Ramsey (S)1973
Ken Reaves (CB)1974
Greg Boyd (S)1974
David Gray (DB)1979
John Krimm (S)1982
Earl Johnson (CB)1985
Dalton Hilliard (RB)1987-93
Derek Brown (RB)1993-94
Eric Allen (CB)1995-97
Ear Little (CB)1999
Robert Williams (CB)1999
Steve Israel (CB)2001
Dale Carter (CB)2002-03
Jason Craft (CB)2004-08
Terrence Holt (S)2008

22
Charlie Brown (RB)1967-68
Gary Lewis (RB)1970
Elijah Pitts (RB)1970
D'Artagnan Martin (CB)1971
Howard Stevens (RB)1973-74
Benny Johnson (CB)1976
Ricky Ray (CB)1979-80
Tyronne Anthony (RB)1984-85
Van Jakes (CB)1986-88
Derrick Taylor (S)1987
Michael Mayes (CB)1989
Gill Fenerty (RB)1990-91
Brad Muster (FB)1993-94
Lorenzo Neal (FB)1995-96

ALL-TIME NUMERICAL ROSTER

Tyronne Drakeford (CB)1998-99
Fred Thomas (CB)2000-07
Tracy Porter (CB)2008-

23
Dave Whitsett (CB)1967-69
Doug Wyatt (S)1970-72
Joe Proffi (RB)1973
Charlie Thomas (KR)1975
Craig Cassidy (DB)1977
James Marshall (DB)1980
Buford Jordan (FB)1986-92
Lorenzo Neal (FB)1993-94
Ricky White (RB)1996
Chris Hewitt (S)1997-99
Kevin Mathis (CB)2001
Victor Green (S)2003
Fred Booker (CB)2005
Omar Stoutmire (S)2006
Pierre Thomas (RB)2007-

24
Elijah Nevett (CB)1967-70
Margene Adkins (WR)1972
Joe Williams (RB)1972
Johnny Fuller (S)1973-75
Clarence Chapman (CB)1976-80
Marvin Lewis (RB)1982
Terry Hoage (DB)1984-85
Scott Woerner (DB)1987
Milton Mack (CB)1987-91
Derek Brown (RB)1993
Mario Bates (RB)1994-97
Rob Kelly (S)1998
Fred Weary (CB)1999-2001
Monty Montgomery (S)2004
Dwight Smith (S)2005
Bryan Scott (S)2006
Chris Barclay (RB)2007
Leigh Torrence (CB)2008-

25
Jerry Simmons (WR)1967
Al Dodd (WR)1969-71
Jerry Moore (S)1973-74
Leon McQuay (RB)1976
Wade Bosarge (DB)1977
Johnnie Poe (CB)1981-87
Fred McAfee (RB)1991-93, 2001-05
Alex Molden (CB)1996-2000
Reggie Bush (RB)2006-

26
Jimmy Heidel (S)1967
Joe Don Looney (RB)1969
Richard Harvey, Sr. (DB)1971
Steve Rogers (RB)1975
Jimmy Stewart (S)1977
Jitter Fields (PR)1984
Willie Tullis (CB)1985-86
Stacey Dawsey (WR)1987
Vince Buck (DB)1990-95
Mickey Washington (CB)1997
Lamar Smith (RB)1999
Corey Harris (CB)2000
Fred McAfee (RB)2000
Deuce McAllister (RB)2001-08

27
Walt Roberts (WR)1967
Bobby Thompson (S)1969
Rod McNeill (RB)1974-75
Ray Brown (S)1978-80

Greg Stenrick (CB)1983
Antonio Gibson (S)1986-89,92
Reginald Jones (CB)1991-94
Selwyn Jones (CB)1994
Vashone Adams (S)1997
Rob Kelly (S)2000
Ken Irvin (CB)2002
James Fenderson (RB)2002-03
Aaron Stecker (RB)2004-08

28
Ross Fichtner (S)1968
Don Shy (RB)1969
James Ford (RB)1971-72
Alvin Maxson (RB)1974-76
Bill Hurley (DB)1982-83
Greg Harding (DB)1984
Gene Atkins (S)1987-93
Derrick Hoskins (S)1996
Troy Davis (RB)1997-99
Chris Oldham (S)2000-01
Curtis Keaton (RB)2002
Deveron Harper (DB)2003-04
Sideeq Shabazz (S)2005
Anthony Thomas (RB)2005
DeJuan Groce (CB)2006
Usama Young (CB)2008-

29
Ray Ogden (WR)1967
Gene Howard (CB)1968-70
Billie Hayes (CB)1972
Maurice Spencer (CB)1974-76,78
Rodney Lewis (CB)1982-84
Reggie Sutton (CB)1987-88
Undra Johnson (RB)1989
Vencie Glenn (S)1991
Keith Taylor (S)1992-93
Vinnie Clark (CB)1994
Mark McMillian (CB)1996
Sammy Knight (S)1997-2002
Keyuo Craver (CB)2003
Josh Bullock (S)2005-08

30
Les Kelley (RB)1967-69
Bob Shaw (WR)1970
Bill Harris (RB)1971
Ernie Jackson (CB)1972-77
Wayne Wilson (FB)1979-86
Vincent Alexander (FB)1987
Cedric Smith (FB)1991
Anthony Newman (S)1995-97
Je'Rod Cherry (DB)1998-99
Chad Morton (RB)2000
Fred McAfee (RB)2006
Lynell Hamilton (RB)2008-

31
Jim Taylor (RB)1967
Richard Newsome (S)2001
Aaron Glenn (CB)2008

32
Tom Barrington (RB)1967-70
Lincoln Minor (RB)1973
Jim DeRatt (DB)1975
Kim Jones (FB)1976-79
Scott Stauch (RB)1981
Vernon Perry (S)1983
Darrell Toussaint (DB)1987
Paul Frazier (RB)1989
Mark Lee (CB)1991

Vaughn Dunbar (RB)1992,94-95
Earnest Hunter (RB)1996
Aaron Craver (RB)1998-99
Jerald Moore (RB)2000
Ki-Jana Carter (RB)2003-04
Antowain Smith (RB)2005
Fred McAfee (RB)2006

33
Randy Schultz (RB)1967-68
Steve Preece (DB)1969
Mike Strachan (RB)1975-80
Kevin Gray (DB)1982
Junior Thurman (DB)1987
Ernest Spears (S)1990
Tyronne Hughes (CB)1993-96
Rob Kelly (S)1997
Wilmont Perry (RB)1998-99
Moran Norris (FB)2001-02
Ashley Ambrose (CB)2003-04
Jesse Chatman (RB)2005
Joey Thomas (CB)2005
Keith Joseph (RB)2006
Olaniyi Sobomehin (FB)2008-

34
Tony Lorick (RB)1968-69
Carlos Bell (TE)1971
Jess Phillips (RB)1973-74
Tony Galbreath (RB)1976-80
Bobby Johnson (DB)1983-84,86
Jeff Rodenberger (FB)1987
Barry Wood (RB)1987-88
Craig Heyward (RB)1989-92
Ray Zellars (FB)1995-98
Ricky Williams (RB)1999-2001
Tebucky Jones (S)2003-04
Mike McKenzie (CB)2005-08

35
Ted Davis (LB)1967-69
Jim Otis (RB)1970
Bob Gresham (RB)1971-72
Henry Matthews (RB)1973
Jim Van Wagner (FB)1978
Earl Campbell (RB)1984-85
Bobby Morse (FB)1989-91
Shane Pahukoa (S)1995
Reggie Howard (CB)2000
Chris Canterbury (CB)2000
Fakhir Brown (CB)2002-05
Jamaal Branch (RB)2006-07
David Pittman (CB)2008
Michael Lehan (CB)2008

36
Don McCall (RB)1967-68,70
Dick Davis (RB)1970
Vic Nyval (RB)1970
Don Burchfield (TE)1971
Bob Brown (TE)1972-73
Andrew Jones (RB)1975-76
Greg Boykin (RB)1977
Rueben Mayes (RB)1986-88,90
Stanford Jennings (RB)1991
Derrick Ned (FB)1993-95
Lamar Smith (RB)1998, 2003
Corey Harris (CB)1999
Michael Hawthorne (CB)2000-02
Corey McIntyre (FB)2006
Darian Barnes (FB)2008-

OWNERSHIP

FOOTBALL

ADMINISTRATION

RECORDS

HISTORY

OWNERSHIP

FOOTBALL

ADMINISTRATION

RECORDS

HISTORY

ALL-TIME NUMERICAL ROSTER

37

Steve Stonebreaker (LB)1967-68
Tommy Myers (S)1972-81
Mel Gray (RB)1986-88
Bennie Thompson (S)1989-91
Jimmy Spencer (CB)1992-95
Je'Rod Cherry (S)1996-97
Chad Cota (S)1998
Dino Philayam (RB)1999
Todd Franz (S)2000
Steve Gibson (S)2000-06

38

Phil Vandersea (LB)1967
Tony Baker (RB)1968-71
Bill Butler (RB)1972-74
George Rogers (HB)1981-84
Calvin Nicholson (CB)1989-91
Donovan Greer (CB)1997
Usama Young (CB)2007

39

Ernie Wheelwright (RB)1967-70
Odell Lawson (RB)1973-74
Morris LaGrand (RB)1975
Brett Maxie (S)1985-93
Carl Lee (DB)1994
John Covington (S)1995
Darren Perry (S)2000
Curtis Deloatch (CB)2006
Chris Reis (S)2007

40

Earl Gros (RB)1970
Hoyle Granger (RB)1971
Terry Schmidt (CB)1974-75
Jim Marsalis (S)1977
Greg Knafele (TE)1983
Dalton Hilliard (RB)1986
Michael Adams (DB)1987-88
Robert Massey (CB)1989-90
Wes Bender (FB)1997
Marvin Powell (FB)1999
Brian Milne (FB)2000
Mel Mitchell (S)2002-05
Mike Bell (RB)2008

41

John Gilliam (WR)1967-68,77
Bob Newland (WR)1971-74
Jimmy Rogers (RB)1980-84
Toi Cook (CB)1987-93
William Strong (CB)1995-96
Tim Carter (CB)2001
Roman Harper (S)2006

42

John Gilliam (WR)1967-68,1977
Claxton Welch (RB)1970
Jim Strong (RB)1971-72
Joel Parker (WR)1974-75
Chuck Muncie (RB)1976-80
Toussaint Tyler (RB)1981-82
Dana McLemore (DB)1986
J.J. McCleskey (WR/S)1993
Ray Wilson (S)1994
Fred Weary (CB)1998
Willie Clay (S)1999
Jerry Wilson (CB)2001-02
Jason David (CB)2007-08

43

Dicky Lyons (S)1970
Dave Kopay (LB)1971
Larry Collins (RB)1980
Bobby Fowler (FB)1984-85
Garland Jean Batista (FB)1987
Kim Phillips (CB)1989
Tyrone Legette (CB)1992-95
Ashley Ambrose (CB)1999
Keyuo Craver (CB)2002-03
Mike McKenzie (CB)2004
Kevin Kaesviharn (S)2007-08

44

George Rose (CB)1967
Olie Cordill (P)1969
Mike Fink (CB)1973
Chris Farasopolos (S)1974
Chuck Crist (S)1975-77
Dave Waymer (DB)1980-89
J.J. McCleskey (WR/S)1994-96
Fred McCrary (FB)1997
Rob Kelly (S)1999
Terrelle Smith (FB)2000-03
Mike Karney (FB)2004-08

45

Jimmy Jordan (RB)1967
Elbert Kimbrough (S)1968
Arthur Green (RB)1972
Pete Athas (S)1976
Jack Holmes (RB)1978-82
Time Wilson (FB)1983-84
John Williams (FB)1986
Nate Johnson (RB)1987
Craig Heyward (RB)1988
Stan Petry (CB)1991
Israel Byrd (CB)1993-95

46

Danny Abramowicz (WR)1967-73
John Kearney (S)1976
Hokie Gajan (FB)1982-85
Sean Lumpkin (S)1992-96
Kendall Gammon (LS)1998

47

Bruce Cortez (CB)1967
Marv Woodson (S)1969
Bill Dusenbery (RB)1970
Virgil Robinson (RB)1971-72
Jack DeGrenier (CB)1974
Mike Spivey (CB)1980-81
Cliff Austin (RB)1983
David Rackley (DB)1985
Dwight Beverly (RB)1987
Cedric Mack (CB)1992-93
Travis Davis (S)1995
Greg Jackson (S)1996
Josh Wilcox (TE)1998-99
Kevin Houser (LS)2000-08

48

Andy Livingston (RB)1969-70
Don Schwartz (S)1978-80
James Fenderson (RB)2002
David Sloan (TE)2003
Vonta Leach (FB)2006

49

Major Hazelton (DB)1970

Bob Wicks (WR)1974
Ralph McGill (S)1978-79
Artie Owens (WR)1980
Frank Wattleit (S)1981-87
Tommie Stowers (TE)1992-93

50

Jake Kupp (G)1967-75
Ken Bordelon (LB)1976-77,79-82
Jack Del Rio (LB)1985-86
Phillip James (C)1987
John Johnson (LB)1995
Ink Aleaga (LB)1997
Kevin Mitchell (LB)1998-99
Corey Terry (LB)2000
Phil Clarke (LB)2001
James Allen (LB)2002-05
Marvin Mitchell (LB)2007

51

Jim Fraser (P)1968
Bill Saul (LB)1969
John Didion (LB/C)1971-74
Sylvester Croom (C)1975
Rusty Chambers (LB)1975-76
Warren Capone (LB)1976
Ron Crosby (LB)1978
Stan Holloway (LB)1980
Whitney Paul (LB)1982-85
Sam Mills (LB)1986-94
Larry McCoy (LB)1987
Ron Childs (LB)1995
Derrick Barnes (LB)1997
Phil Clarke (LB)1999-2000
Brian Williams (LB)2001
Bryan Cox (LB)2002
Terrence Melton (LB)2004-06
Brian Simmons (LB)2007
Jonathan Vilma (LB)2008

52

Frank Emanuel (LB)1970
Harry Jacobs (LB)1970
John Huard (LB)1971
Dick Palmer (LB)1972-73
Mike Lemon (LB)1975
Skip Vanderbundt (LB)1978
Jim Kovach (LB)1979-85
Brian Forde (LB)1988-91
Mike Stonebreaker (LB)1994
Richard Harvey, Jr. (LB)1995-97
Vinson Smith (LB)1998-99
Sedrick Hodge (LB)2001-05
Jeff Faine (C)2006-07

53

Dave Simmons (LB)1967
Dick Absher (LB)1969-71
Billy Hobbs (LB)1972
Rick Kingrea (LB)1973-77
Tommy Hart (DE)1980
Sammy Green (LB)1980
Scott Pelluer (LB)1981-85
Vaughan Johnson (LB)1986-93
Keith Fourcade (LB)1987
Don Davis (LB)1996-98
Donta Jones (LB)2000
Roger Knight (LB)2001-04
T.J. Slaughter (LB)2005
Mark Simoneau (LB)2006

54

Joe Wendryshoski (C)1967-68

ALL-TIME NUMERICAL ROSTER

59

Fred Whittingham (LB)1967-68
Wayne Colman (LB)1969-74,76
Edch Rick (LB)1980-81
Chris Martin (LB)1983
James Campen (C/G)1987-88
Rufus Porter (LB)1995-96
Keith Mitchel (LB)1997-2001
J.J. Jones (LB)2002
Derrick Rodgers (LB)2003-04
Donald McKinnon (LB)2005
Matt McCoy (LB)2007

60

Brian Schweda (DE)1967-68
Doug Sutherland (LB)1970
Carl Cunningham (LB)1971
Greg Westbrook (LB)1975-77
Don Reese (DE)1978-80
Steve Korte (C)1983-90
Derek Kennard (G)1991-93
Craig Novitsky (C/T)1994-96
Kendall Gammon (C)1997
Robert Hunt (G)1999
Ben Archibald (T)2005
Tearrius George (DE)2008

61

Del Williams (G)1967-73
Mike Watson (T)1977
Sam Adams (G)1981
Joel Hilgenberg (C/G)1984-93
Greg Loberg (G/T)1987
Ed King (G)1995-97
Montrae Holland (G)2003-06

62

Ross Gwinn (G)1968
John Hill (C)1975-84
Fred Sturt (G)1978-81
Pat Saindon (G)1986
Walter Housman (T/G)1987
Paul Jetton (G)1992-93
Alan Kline (T)1994-95
Kendall Gammon (C)1996
Jerry Fontenot (C)1997-2003

63

Roy Schmidt (G)1967-68
Norman Davis (G)1969
Steve Baumgartner (DE)1973-77
Barry Bennett (DE)1978-81
Roger Finnie (T)1979
Brad Edelman (G)1982-89
Karl Dunbar (DE)1993
Donald Willis (G)1995-97
Wally Williams (G/C)1999-2002
Chad Setterstrom (G)2004-05

64

Ray Hester (LB)1971-73
Andy Maurer (G)1974
Dave Lafary (T)1977-85
Ted Elliott (DT)1987
Scott Adams (G)1994
Robert Newkirk (DE)1999
Kendyl Jacox (G/C)2002-05
Zach Strief (T)2006

65

Tom Carr (DE)1968
Remi Prudhomme (G/C)1971-72
Dave Thompson (T)1974-75

Robert Woods (T)1977-80
Bob Young (G)1981
David Carter (C)1984-85
Adam Schreiber (G)1985
Steve Trapiolo (G)1987-90,92
Willie Williams (T)1994
Chris Naeole (G)1997-2001
LeCharles Bentley (G/C)2002-05
Andy Alleman (G)2007

66

Bill Cody (LB)1967-70
Royce Smith (G)1972-73
Rocky Rasley (G)1974
Tom Wickert (G)1975-76
David Knowles (T)1977
Conrad Dohler (G)1978-79
Louis Oubre (G)1982-84
Chuck Commissey (G)1986-88
Larry Williams (G)1991
Mike Versteegen (G)1995-97
Victor Riley (T)2002
Brian Young (DT)2004-08

67

George Harvey (G)1967
John Shinner (G)1969-71
Bob Kuziel (C)1972
Phil LaPorta (T)1974-75
John Watson (T)1977-79
Stan Brock (T)1980-92
Andy McColium (G)1994-98
Bubba Miller (C)2002
Jamar Nesbit (G/T)2004

68

Richard Neal (DE)1969-72,1978
Wimpy Winther (C)1972
Terry Steve (G)1976-77
Fred Sturt (G)1978-81
Pat Saindon (G)1986
Walter Housman (T/G)1987
Paul Jetton (G)1992-93
Alan Kline (T)1994-95
Kyle Turley (G/T)1998-2002
Victor Riley (T)2003-04
Matt Lehr (C/G)2008

69

Oakley Dalton (DT)1977
Bill Fifer (G)1978
Nat Hudson (G)1981
Ralph Williams (G)1985-86
Pat Swoopes (DT)1987-89
Les Miller (DT)1991-94
Tom Ackerman (C/G)1996-2001
P.J. Alexander (T)2003
McKinley Boykin (DT)2007

70

Sam Holden (T)1971
Craig Robinson (T)1972-73
Dave Hubbard (T)1977
Mark Meseroll (T)1978
Jim Rourke (T)1985
Bill Contz (T)1986-88
Kevin Haverdink (T)1989-91
Chris Port (G/T)1991-95
Uhuru Hamiter (DE)1998
Marcus Price (T)2000-01
Jammal Brown (T)2005

ALL-TIME NUMERICAL ROSTER

71

Dick Anderson (T)	1967
Dave McCormick (T)	1967-68
Willie Townes (DE)	1970
Faddie Tillman (DT)	1972
Paul Fersen (T)	1973-74
Kurt Schumacher (G)	1975-77
Jeff Winans (DT)	1976
James Taylor (T)	1978-81
Petey Perot (G)	1985
Casey Merrill (DT)	1986
Ken Kaplan (T)	1987
Richard Cooper (T)	1990-95
Fred Stokes (DE)	1996
Ricky Siglar (T)	1997-98
Spencer Folau (T)	2002-04
Kendrick Clancy (DT)	2007

72

Earl Leggett (DT)	1967-68
Don Talbert (T)	1969-70
Joe Owens (DE)	1971-75
Jeff Hart (T)	1976
Mike Fultz (DT)	1977-80
Leon Gray (T)	1982-83
Chris Ward (T)	1984
Jim Dombrowski (G/T)	1986-96
Trezelle Jenkins (T)	1997
Wayne Gandy (T)	2003-05
Montavious Stanley (DT)	2008

73

Billy Sandeman (T)	1967
Jerry Sturm (T/C)	1967-70
Ray Jones (DB)	1973
John Mooring (T)	1974
Joe Campbell (DE)	1977-80
Frank Warren (DE)	1981-89, 91-94
Isaac Davis (G)	1997
Jahri Evans (G)	2006

74

Mike Tilleman (DT)	1967-70
Doug Mooers (DE)	1971-72
Derland Moore (DT)	1973-85
William Leach (G/T)	1987
Ted Gregory (DT)	1988
Kevin Haverdink (T)	1989-91
Cecil Gray (T)	1993
Herman Carroll (DE)	1994
Clarence Jones (T)	1996-98
Steve Scifres (T)	1999
Scott Sanderson (G/T)	2001-02
Jermon Bushrod (T)	2007

75

Dave McCormick (T)	1967-68
Mike Rengel (DT)	1969
Mike Richey (T)	1970
Mike Crangle (DE)	1972
Elex Price (DT)	1973-80
Bruce Clark (DE)	1982-88
Doug Marrone (G)	1989
Baron Rollins (G)	1994
Emile Palmer (DT)	1996
Julian Pittman (DT)	1998
Jermame Mayberry (G)	2005

76

Dave Rowe (DT)	1967-70
Don Morrison (T)	1971-77
Kevin Hunt (T)	1978

Jim Pietrzak (C)	1979-84
Dwayne Board (DE)	1988
Gene McGuire (C)	1992
Rickie Shaw (T)	1993
Jeff Davidson (T)	1994
Keno Hills (T)	1996-99
Tutan Reyes (T)	2000-02
Jonathan Goodwin (C/G)	2006

77

Ray Rissmiller (T)	1967
Jim Boeke (T)	1968
Mike Taylor (T)	1969-70
Dan Goich (DT)	1971
Carl Johnson (G)	1972-73
Chris Morris (T)	1975
Marv Montgomery (T)	1976-77
Gary Anderson (G)	1978
Jerry Boyarsky (DT)	1981
Daren Gilbert (T)	1985-88
William Roaf (T)	1993-2001
Rodney Leisle (DT)	2004-06
Carl Nicks (G)	2008

78

Jerry Jones (T)	1967-69
Errol Linden (T)	1969-70
Glen Ray Hines (T)	1971-72
Billy Newsome (DE)	1973-74
Elois Groom (DE)	1975-81
Kelvin Clark (G)	1982-85
Shawn Knight (DE)	1987
Jeff Walker (G)	1988-89
Mike Keim (T)	1991
Tom Backes (G)	1993
Tom Roth (C/G)	1994
Daryl Terrell (T)	1999-2001
Jon Stinchcomb (T)	2003

79

Lou Cordileone (DT)	1967-68
Clovis Swinney (DT)	1970
Emanuel Zanders (G)	1974-80
Chuck Slaughter (T)	1982
Henry Thomas (G)	1987
Glenn Derby (T)	1989-90
Tony Epps (DT)	1995
Troy Wilson (DE)	1998
Mike Halapin (T)	1999
Mitch White (T)	2001
Jimmy Verdon (DE)	2005
Rob Pettiti (T)	2006
Rob Ninkovich (DE)	2008

80

Jim Garcia (DE)	1967
Mike Walker (DE)	1971
Doug Winslow (WR)	1973
Sam Havrilak (WR)	1974
Earl McCullough (WR)	1974
Larry Burton (WR)	1975-77
Gordon Banks (WR)	1980-81
Lindsay Scott (WR)	1982-85
Mike Miller (WR)	1985
Malcolm Barnwell (WR)	1985
Herbert Harris (WR)	1986-87
Stacey Dawsey (WR)	1987
Brett Perriman (WR)	1988-90
Wesley Carroll (WR)	1991-92
Marcus Dowdell (WR)	1992-93
Tyrone Johnson (WR)	1994
Haywood Jeffries (WR)	1996
Daryl Hobbs (WR)	1997
Alvin Harper (WR)	1997

Tony Johnson (TE)	1998
P.J. Franklin (WR)	1999
Robert Wilson (WR)	2000-01
Jerome Pathon (WR)	2002-04
Shad Meier (TE)	2005
Mark Campbell (TE)	2006-08

81

Doug Atkins (DE)	1967-69
Jesse Anderson (TE)	1993
Michael Haynes (WR)	1994-96
Randal Hill (WR)	1997
Scott Slutzker (TE)	1998
Lawrence Dawsey (WR)	1999
Lamont Hall (TE)	2000-02
Zach Hilton (TE)	2003-04
Az-Zahir Hakim (WR)	2005
David Patten (WR)	2007-08

82

Johnny Brewer (LB)	1968-70
Bob Pollard (DE)	1971-77
Ike Harris (WR)	1978-81
John Tice (TE)	1983-92
Darren Gottschalk (TE)	1987
Ken O'Neal (TE)	1987
Irv Smith (TE)	1993-97
Qadry Ismail (WR)	1998
Eddie Kennison (WR)	1999
Andrew Glover (TE)	2000
Boo Williams (TE)	2001-04
Nate Lawrie (TE)	2005-06
Marcellus Rivers (TE)	2006
Eric Johnson (TE)	2007

83

Vern Burke (TE)	1967
Dave Parks (TE)	1968-72
Len Garrett (TE)	1973-75
Andy Hamilton (WR)	1975
Tinker Owens (WR)	1976, 78-80
Kenny Duckett (WR)	1982-85
Carl Roaches (KR)	1985
Kelvin Edwards (WR)	1986
Dwight Walker (WR)	1987
Cliff Benson (TE)	1987-88
Greg Scales (TE)	1988-91
Torrance Small (WR)	1992-96
Keith Poole (WR)	1997-2000
Albert Connell (WR)	2001
Johnny Mitchell (TE)	2001
Donté Stallworth (WR)	2002-05
Billy Miller (TE)	2006

84

Jim Hester (TE)	1967-69
Lawrence Estes (DE)	1970-71
Preston Riley (WR)	1973
Paul Seall (TE)	1974-76
Rich Mauti (WR)	1977-80, 82-83
Junior Miller (TE)	1984
Eric Martin (WR)	1985-93
Steve Rhem (WR)	1994-95
Eric Guilford (WR)	1997-98
Scott Slutzker (TE)	1999
Austin Wheatley (TE)	2000
Michael Lewis (WR)	2001-06

85

Ray Poage (TE)	1967-70
Cephus Weatherspoon (WR)	1972
John Beasley (TE)	1973-74
Henry Childs (TE)	1974-80

ALL-TIME NUMERICAL ROSTER

89

Kent Kramer (TE)	1967
Dave Long (DE)	1969-72
Bert Askson (TE)	1973
Gil Chapman (WR)	1975
Len Willis (WR)	1977
Wes Chandler (WR)	1978-81
Aundra Thompson (WR)	1981-82
Tyrone Young (WR)	1983-84
Joe Thomas (WR)	1987
Robert Clark (WR)	1987-88
Mike Jones (WR)	1989
Derrick Shepard (WR)	1989
Quinn Early (WR)	1991-95
Mercury Hayes (WR)	1996-97
Brett Bech (WR)	1997-99
Dave Stachelski (TE)	2000-01
Wane McGarity (WR)	2001
Derrick Lewis (WR)	2002-03
Lamont Hall (TE)	2004-05
Jamal Jones (WR)	2006
Sean Ryan (TE)	2008

86

Tom Hall (WR)	1967
Dan Colchio (DE)	1969
Creston Whitaker (WR)	1972
Jubilee Dunbar (WR)	1973
Dave Davis (WR)	1974
Richard Williams (WR)	1974
Melvin Baker (WR)	1975
James Thaxton (TE)	1976-77
Tom Donovan (WR)	1980
Rich Caster (TE)	1981
Rich Martini (WR)	1981
Jeff Groth (WR)	1981-85
Mike Jones (WR)	1986-87
Cliff Benson (TE)	1987-88
Victor Harrison (WR)	1987
Rod Harris (WR)	1989
Gerald Alphin (WR)	1990-91
Patrick Newman (WR)	1991-93
Louis Lipps (WR)	1992
Marcus Dowdell (WR)	1992-93
Kirk Botkin (TE)	1994-95
Tony Johnson (TE)	1996
Gunnard Twynier (WR)	1997
Sean Dawkins (WR)	1998
Kendall Gammon (TE)	1999
Jake Reed (WR)	2000, 02
Onome Ojo (WR)	2001
Walter Rasby (TE)	2003
Zach Hilton (TE)	2005
John Owens (TE)	2006-07
Buck Ortega (TE)	2008

90

Walter Johnson (LB)	1989
James Williams (LB)	1990-94
Israel Stanley (DE)	1995
Jared Tomich (DE)	1997-2000
Kenny Smith (DT)	2001-04

91

Monte Bennett (DT)	1981
Ken Marchiol (LB)	1987
Robert "Pig" Goff (DT)	1990-95
Brady Smith (DE)	1996-99
Grady Jackson (DT)	2002-03
Will Smith (DE)	2004

92

James Haynes (LB)	1984-89
DeMond Winston (LB)	1990, 92-94
Toddrick McIntosh (DE)	1995
Darren Mickell (DE)	1996-97
Ernest Jones (DE)	1998
Troy Wilson (DE)	1999
Martin Chase (DT)	2000-02
Henry Ford (DT)	2003
Tony Bryant (DE)	2003-05
Orien Harris (DT)	2007
Remi Ayodele (DT)	2008

93

Gary Lewis (DT)	1983
Kevin Young (DE)	1987
Wayne Martin (DE/DT)	1989-99
Darren Howard (DE)	2000-05
Rob Ninkovich (DE)	2006
Josh Savage (DE)	2007
Bobby McCray (DE)	2008

94

Jim Wilks (DE/DT)	1981-93
Joe Johnson (DE)	1994-98, 2000-01
Charles Grant (DE)	2002

95

Jonathan Dumbauld (DE)	1986, 88
Robert Brannon (DE)	1987
Travis Davis (DT)	1990
Ronnie Dixon (DT)	1993

Ernest Jones (DE)	1995
Austin Robbins (DT)	1996-99
Marques Douglas (DE)	2000
Howard Green (DT)	2003-04
Cedric Woodard (DT)	2005
Eric Moore (DE)	2006
Trevor Johnson (DE)	2006
Josh Savage (DE)	2008

96

Steve Parker (DE)	1980
Don Thorp (DT)	1984
Sheldon Andrus (DT)	1986-87
Michael Simmons (DE)	1989-90
Jeff Faulkner (DE)	1993
Mark Gunn (DE)	1994
Dameian Jeffries (DE)	1995
Uhuru Hamiter (DT)	1999
Melvin Williams (DE)	2003-04
Antwan Lake (DE)	2006-08

97

James Geathers (DE)	1984-89
Renaldo Turnbull (DE/LB)	1990-96
La'Roi Hodge (DT)	1997-2001
Derrius Monroe (DE)	2002
Johnathan Sullivan (DT)	2003-05
Michael Haynes (DE)	2006
Josh Cooper (DE)	2006-07
Alvin McKinley (DT)	2008
Jeff Charleston (DE)	2008

98

Reggie Lewis (DE)	1982-84
Milford Hodge (DE)	1986
Jim Hanna (DT)	1994
Ron Warner (LB)	1998
Willie Whitehead (DE/DT)	1999-2006
Renaldo Wynn (DE/DT)	2007
Sedrick Ellis (DT)	2008

99

Tony Elliott (DT)	1982-88
Joel Smeenge (DE/LB)	1990-94
Pio Sagapolutele (DT)	1995-96
Willie Broughton (DT)	1999
Wesley Johnson (DT)	1999
Darren Mickell (DT)	1999
Norman Hand (DT)	2000-02
Kenderick Allen (DT)	2003
Shaun Smith (DT)	2004
Hollis Thomas (DT)	2006-08

NFL HONORS

Pro Football Hall of Fame

1976

RB Jim Taylor (Saints career: 1967)

1982

DE Doug Atkins (Saints career: 1967-69)

1991

RB Earl Campbell (Saints career: 1984-85)

1995

GM Jim Finks (Saints career: 1986-93)

2003

Coach Hank Stram (Saints career: 1976-77)

Major Awards

1978

QB Archie Manning: *NFC Most Valuable Player (UPI, Sporting News); NFC Player of the Year (UPI, Sporting News); NFC Offensive MVP (UPI)*

1981

RB George Rogers: *Rookie of the Year (Pro Football Weekly/PFWA, Sporting News); Offensive Rookie of the Year (AP, Pro Football Weekly/PFWA); NFC Rookie of the Year (UPI)*

1986

K Morten Andersen: *Golden Toe (Pro Football Weekly/PFWA)*
RB Rueben Mayes: *Rookie of the Year (Pro Football Weekly/PFWA, Sporting News, Newspaper Enterprise Assoc.); Offensive Rookie of the Year (AP, Pro Football Weekly/PFWA)*

1987

General Manager Jim Finks: *NFL Executive of the Year (Sporting News)*
Head Coach Jim Mora: *Coach of the Year (AP, Pro Football Weekly/PFWA, Sporting News); NFC Coach of the Year (UPI, Pro Football Weekly/PFWA)*

1991

LB Pat Swilling: *Defensive Player of the Year (AP, Newspaper Enterprise Assoc., Football Digest)*

2000

DT La'Roi Glover: *Defensive Lineman of the Year (NFL Alumni), NFC Defensive Player of the Year (Committee of 101 - Kansas City)*
Head Coach Jim Haslett: *Coach of the Year (AP, Pro Football Weekly/PFWA, Sports Illustrated, Football News, College & Pro Football Weekly, NFL Alumni, The Sports Network); Rookie Coach of the Year (Football Digest); NFC Coach of the Year (USA Today, Committee of 101 - Kansas City)*
DE Joe Johnson: *Comeback Player of the Year (AP, Pro Football Weekly/PFWA)*
Offensive Coordinator Mike McCarthy: *NFC Assistant Coach of the Year (USA Today)*
General Manager Randy Mueller: *NFL*

Executive of the Year (Sporting News, Pro Football Weekly/PFWA, Football Digest, The Sports Network)

2002

G LeCharles Bentley: *Offensive Rookie of the Year (Sports Illustrated)*

2006

Executive Vice President/General Manager Mickey Loomis: *NFL Executive of the Year (Sporting News, Pro Football Weekly/Pro Football Writers of America)*
Head Coach Sean Payton: *NFL Coach of the Year (AP, Sporting News, Pro Football Weekly, Sports Illustrated, Maxwell Club)*
QB Drew Brees
Co-NFL Walter Payton Man of the Year
Sports Illustrated (Dr. Z) NFL Most Valuable Player

2008

QB Drew Brees
NFL Offensive Player of the Year (AP, Sporting News)

All-Pro/All-Rookie Team

(1970 was the 1st year that players from both the NFC & AFC were included on the same team)

1967

CB Dave Whitsett: *All-Pro (Sporting News); All-NFL 2nd Team (AP, UPI)*

1968

DE Doug Atkins: *All-Pro (Sporting News); All-Pro 2nd Team (AP)*

1969

WR Danny Abramowicz: *All-Pro (Sporting News, AP-tied); All-Pro 2nd Team (UPI)*
K Tom Dempsey: *All-Pro (Sporting News)*

1970

P Julian Fagan: *All-NFC (AP, Sporting News)*

1978

TE Henry Childs: *All-NFC 2nd Team (UPI)*
QB Archie Manning: *All-NFC (UPI, Sporting News)*

1979

WR Wes Chandler: *All-NFC 2nd team (UPI)*
TE Henry Childs: *All-NFC (Pro Football Weekly); All-NFC 2nd Team (UPI)*
G Conrad Dobler: *All-NFC 2nd Team (UPI)*
RB Chuck Muncie: *All-NFC 2nd Team (UPI)*
S Tommy Myers: *All-Pro (Pro Football Weekly); All-NFC 1st Team (UPI, Pro Football Weekly)*

1980

KR Rich Mauti: *All-NFC (Pro Football Weekly - specialist)*

1981

RB George Rogers: *All-Pro (AP, Sporting News); All-NFC (UPI)*

1982

RB George Rogers: *All-NFC 2nd Team (UPI)*

1983

S Russell Gary: *All-NFC (UPI)*
LB Rickey Jackson: *All-NFC (Pro Football Weekly)*
LB Jim Kovach: *All-NFC 2nd Team (UPI)*
CB Johnnie Poe: *All-NFC (UPI)*

1984

P Brian Hansen: *All-NFC 2nd Team (UPI)*
LB Rickey Jackson: *All-Pro 2nd team (AP); All-NFC (UPI, Pro Football Weekly)*

1985

K Morten Andersen: *All-Pro (Sporting News); All-Pro 2nd Team (AP); All-NFC (UPI)*
LB Rickey Jackson: *All-Pro 2nd Team (AP); All-NFC 2nd Team (UPI)*

1986

K Morten Andersen: *All-Pro (AP, PFWA, Sporting News, Pro Football Weekly); All-NFC (UPI, Pro Football Weekly)*
KR Mel Gray: *All-Pro (Sporting News - specialist)*
LB Rickey Jackson: *All-Pro 2nd Team (AP); All-NFC 2nd Team (UPI)*
RB Rueben Mayes: *All-NFC 2nd Team (UPI)*

1987

K Morten Andersen: *All-Pro (AP, PFWA, Sporting News, Pro Football Weekly); All-NFC (UPI, Pro Football Weekly)*
G Brad Edelman: *All-NFC 2nd Team (UPI)*
KR Mel Gray: *All-Pro (PFWA, Sporting News, Pro Football Weekly - specialist); All-NFC (Pro Football Weekly - specialist)*
LB Rickey Jackson: *All-Pro (Newspaper Enterprise Assoc., Sporting News)*
LB Vaughan Johnson: *All-NFC (UPI, Pro Football Weekly)*
RB Rueben Mayes: *All-NFC (UPI)*
LB Pat Swilling: *All-NFC (UPI)*
CB Dave Waymer: *All-Pro 2nd Team (AP); All-NFC (UPI)*

1988

K Morten Andersen: *All-NFC (UPI)*
LB Vaughan Johnson: *All-NFC (UPI, Pro Football Weekly)*

1989

RB Dalton Hilliard: *All-Pro 2nd Team (AP); All-NFC 2nd Team (UPI)*
LB Vaughan Johnson: *All-Pro 2nd Team (AP); All-NFC (UPI, Pro Football Weekly)*
LB Pat Swilling: *All-Pro 2nd Team (AP); All-NFC 2nd Team (UPI)*

1990

LB Vaughan Johnson: *All-NFC 2nd Team (UPI)*
LB Pat Swilling: *All-Pro 2nd Team (AP); All-NFC 2nd Team (UPI)*

1991

LB Vaughan Johnson: *All-NFC (UPI)*
LB Sam Mills: *All-Pro (PFWA, Sporting News, Pro Football Weekly); All-Pro 2nd*

NFL HONORS

Team (AP); All-NFC (Pro Football Weekly)
LB Pat Swilling: *All-Pro (AP, PFWA, Sporting News, Pro Football Weekly); All-NFC (UPI, Pro Football Weekly)*
ST Bennie Thompson: *All-NFC (Pro Football Weekly - specialist)*

1992

K Morten Andersen: *All-Pro (PFWA, Pro Football Weekly); All-Pro 2nd Team (AP); All-NFC (UPI, Pro Football Weekly)*
LB Rickey Jackson: *All-Pro (PFWA, Pro Football Weekly); All-Pro 2nd Team (AP); All-NFC (UPI, Pro Football Weekly)*
LB Vaughan Johnson: *All-NFC (UPI)*
G Derek Kennard: *All-Pro 2nd Team (Newspaper Enterprise Assoc.)*
DT Wayne Martin: *All-Pro 2nd Team (Newspaper Enterprise Assoc.)*
LB Sam Mills: *All-Pro (PFWA, Sporting News, Pro Football Weekly); All-Pro 2nd Team (AP); All-NFC (UPI, Pro Football Weekly)*
LB Pat Swilling: *All-Pro (AP, Sporting News)*

1993

KR Tyrone Hughes: *All-Pro (PFWA, Pro Football Weekly - specialist); All-Pro 2nd Team (AP); All-NFC (UPI, Pro Football Weekly)*
LB Rickey Jackson: *All-Pro (Sporting News); All-Pro 2nd Team (AP); All-NFC (UPI, Pro Football Weekly)*
LB Renaldo Turnbull: *All-Pro (AP); All-NFC (UPI)*

1994

T William Roaf: *All-Pro (AP, PFWA, Sporting News, Pro Football Weekly); All-NFC (UPI, Pro Football Weekly)*

1995

CB Eric Allen: *All-NFC 2nd Team (UPI)*
T William Roaf: *All-Pro (AP, PFWA, Sporting News, Pro Football Weekly); All-NFC (UPI, Pro Football Weekly)*

1996

T William Roaf: *All-Pro (PFWA, Sporting News, Pro Football Weekly); All-Pro 2nd Team (AP); All-NFC (Pro Football Weekly)*

1997

S Sammy Knight: *NFL All-Rookie Team (Pro Football Weekly/PFWA)*
T William Roaf: *All-NFC (Pro Football Weekly/PFWA)*

1998

DT La'Roi Glover: *All-Pro (College & Pro Football Weekly); All-Pro 2nd Team (AP; USA Today); All-NFC (Football News)*
TE Cameron Cleeland: *NFL All-Rookie Team (Pro Football Weekly, College & Pro Football Weekly, Football News, Football Digest)*
G/T Kyle Turley: *NFL All-Rookie Team (Pro Football Weekly, Football News, Football Digest)*
T William Roaf: *All-Pro 2nd team (College & Pro Football Weekly); All-NFC (Football News)*

NFL HONORS

1999

T William Roaf: *All-NFC (Pro Football Weekly)*

2000

DT La'Roi Glover: *Unanimous All-Pro (Pro Football Weekly/PFWA, AP, USA Today, Sports Illustrated, Sporting News, College & Pro Football Weekly, Football Digest); All-NFC 1st Team (Pro Football Weekly/PFWA, Football News)*
 DT Norman Hand: *All-Pro 2nd Team (Football Digest)*
 DE Darren Howard: *NFL All-Rookie Team (Pro Football Weekly/PFWA, Football News)*
 DE Joe Johnson: *All-Pro 2nd Team (College & Pro Football Weekly, Football Digest); All-NFC (Pro Football Weekly/PFWA, Football News)*

LB Keith Mitchell: *All-Pro (Sports Illustrated), All-NFC 1st Team (Pro Football Weekly/PFWA)*
 T William Roaf: *All-Pro (Pro Football Weekly/PFWA, USA Today, Sports Illustrated, Football Digest); All-Pro 2nd Team (AP, College & Pro Football Weekly); All-NFC 1st Team (Pro Football Weekly/PFWA)*
 T Kyle Turley: *All-Pro (AP); All-Pro 2nd Team (College & Pro Football Weekly, Football Digest); 1st Team All-NFC (Football News)*

2001

S Sammy Knight: *All-Pro (Football Digest); All-Pro 2nd Team (AP, College & Pro Football Weekly)*

2002

G LeCharles Bentley: *All-Rookie Team (Pro Football Weekly)*
 KR Michael Lewis: *All-Pro (Associated Press, College & Pro Football Newsweekly, Football Digest, Pro Football Weekly, Sports Illustrated, Sporting News); All-NFC KR/PR (Pro Football Weekly)*
 ST Fred McAfee: *All-Pro (Pro Football Weekly); All-Pro 2nd Team (Football Digest); All-NFC (Pro Football Weekly)*
 RB Deuce McAllister: *All-NFC (Pro Football Weekly)*
 CB Fred Thomas: *All-Pro (Sports Illustrated)*
 WR Donté Stallworth: *All-Rookie Team (Pro Football Weekly)*

2003

RB Deuce McAllister: *All-NFC (Pro Football Weekly)*
 DT Johnathan Sullivan: *All-Rookie Team (Pro Football Weekly)*

2004

DE Will Smith: *All-Rookie Team (Pro Football Weekly)*

2005

OT Jammal Brown: *All-Rookie team (Pro Football Weekly)*

2006

QB Drew Brees: *AP All-Pro; Pro Football Weekly/Pro Football Writers of America All-Pro & All-NFC; Sporting News All-Pro;*

USA Today All-Pro; Sports Illustrated All-Pro OT Jammal Brown: AP All-Pro; Pro Football Weekly/Pro Football Writers of America All-NFL & All-NFC; USA Today All-Pro; Sports Illustrated (Dr. Z) All-Pro RB Reggie Bush: Pro Football Weekly/Pro Football Writers of America All-Rookie FB Mike Karney: AP 2nd Team All-Pro

2008

QB Drew Brees: *Sporting News All-Pro; Sports Illustrated All-Pro; AP 2nd Team All-Pro; Pro Football Weekly/Pro Football Writers of America All-NFC*
 PR Reggie Bush: *Sporting News All-Pro*
 DT Sedrick Ellis: *Pro Football Weekly/Pro Football Writers of America All-Rookie*
 G Carl Nicks: *Pro Football Weekly/Pro Football Writers of America All-Rookie*

Pro Bowl Selections

1967

CB Dave Whitsell

1968

DT Dave Rowe

1969

RB Tony Baker, K Tom Dempsey, G Jake Kupp, RB Andy Livingston, Coach Tom Fears

1978

QB Archie Manning

1979

WR Wes Chandler, TE Henry Childs, QB Archie Manning (2), RB Chuck Muncie, S Tommy Myers

1981

RB George Rogers

1982

RB George Rogers (2)

1983

LB Rickey Jackson

1984

DE Bruce Clark, P Brian Hansen, LB Rickey Jackson (2)

1985

K Morten Andersen, LB Rickey Jackson (3)

1986

K Morten Andersen (2), LB Rickey Jackson (4), RB Rueben Mayes*

1987

K Morten Andersen (3), TE Hoby Brenner, G Brad Edelman, RB Rueben Mayes (2)*, LB Sam Mills, CB Dave Waymer

1988

K Morten Andersen (4), WR Eric Martin, LB Sam Mills (2)

1989

RB Dalton Hilliard, LB Vaughan Johnson, LB Pat Swilling

1990

K Morten Andersen (5), LB Vaughan Johnson (2), LB Pat Swilling (2)

1991

LB Vaughan Johnson (3), LB Sam Mills (3), LB Pat Swilling (3), ST Bennie Thompson

1992

K Morten Andersen (6), C Joel Hilgenberg, LB Rickey Jackson (5), LB Vaughan Johnson (4), LB Sam Mills (4), LB Pat Swilling (4)

1993

ST Tyrone Hughes, LB Rickey Jackson (6), LB Renaldo Turnbull

1994

DE Wayne Martin, T William Roaf

1995

CB Eric Allen, T William Roaf (2)

1996

T William Roaf (3)

1997

T William Roaf (4)

1998

T William Roaf (5)*, DE Joe Johnson

1999

T William Roaf (6)

2000

LB Mark Fields, DT La'Roi Glover, WR Joe Horn, DE Joe Johnson (2), LB Keith Mitchell, T William Roaf (7)

2001

WR Joe Horn (2), DT La'Roi Glover (2), S Sammy Knight

2002

WR Joe Horn (3), KR Michael Lewis, ST Fred McAfee, RB Deuce McAllister

2003

RB Deuce McAllister* (2), G LeCharles Bentley*

2004

P Mitch Berger, WR Joe Horn (4)

2005

C LeCharles Bentley (2)

2006

QB Drew Brees, T Jammal Brown*, DE Will Smith

2008

QB Drew Brees (2), T Jammal Brown (2)

* - injured, did not play

() - number of multiple selections to squad as a Saint

NFL HONORS

NFC Players of the Month

(Awarded Since 1986)

1988

Sept.: LB Rickey Jackson (Defense)

1989

Oct.: QB Bobby Hebert (Offense)

1990

Dec.: LB Rickey Jackson (Defense, 2)

1991

Sept.: LB Sam Mills (Defense)

1993

Sept.: LB Renaldo Turnbull (Defense)

1994

Oct.: KR-PR Tyrone Hughes (Special Teams)

1997

Nov.: K Doug Brien (Special Teams)

2000

Oct.: DT La'Roi Glover (Defense)

2001

Oct.: RB Ricky Williams (Offense); Oct.: K John Carney (Special Teams)

2002

Oct.: RB Deuce McAllister (Offense)

2006

Sept.: K John Carney (Special Teams)

2008

Sept.: QB Drew Brees (Offense)

() - number of multiple selections to honor as a Saint

NFC Rookie of the Month

(Awarded Since 1986)

2000

Sept.: DE Darren Howard (Defense); Dec.: DE Darren Howard (Defense, 2)

2006

Oct.: WR Marques Colston (Offense); Dec.: RB Reggie Bush (Offense)

() - number of multiple selections to honor as a Saint

NFC Players of the Week

(Awarded Since 1984)

() - number of multiple selections to honor as a Saint

1984

Week 11: DE Jim Wilks (Defense); Week 12: DT Bruce Clark (Defense)

1985

Week 3: QB David Wilson (Offense)

NFL HONORS

1986

Week 7: RB Rueben Mayes (Offense); Week 9: LB Rickey Jackson (Defense); Week 10: DE Bruce Clark (Defense, 2)

1987

Week 9: RB Dalton Hilliard (Offense); Week 11: DE Jim Wilks (Defense, 2); Week 14: QB Bobby Hebert (Offense); Week 15: LB Rickey Jackson (Defense, 2)

1988

Week 8: LB Rickey Jackson (Defense, 3); Week 12: QB Bobby Hebert (Offense, 2)

1989

Week 7: RB Dalton Hilliard (Offense, 2); Week 8: LB Pat Swilling (Defense); Week 11: LB Pat Swilling (Defense, 2)

1990

Week 10: RB Craig Heyward (Offense)

1991

Week 5: LB Rickey Jackson (Defense, 4); Week 10: LB Pat Swilling (Defense, 3); Week 16: QB Bobby Hebert (Offense, 3); Week 17: S Gene Atkins (Defense)

1992

Week 6: LB Rickey Jackson (Defense, 5); Week 14: DE Wayne Martin (Defense)

1993

Week 2: QB Wade Wilson (Offense); Week 3: P Tommy Barnhardt (Special Teams); Week 3: LB Renaldo Turnbull (Defense); Week 4: K Morten Andersen (Special Teams); Week 4: LB Vaughan Johnson (Defense); Week 13: KR Tyrone Hughes (Special Teams)

1994

Week 3: LB Darion Conner (Defense); Week 5: LB James Williams (Defense); Week 8: KR/PR Tyrone Hughes (Special Teams, 2); Week 15: K Morten Andersen (Special Teams, 2); Week 17: P Tommy Barnhardt (Special Teams, 2)

1995

Week 9: KR/PR Tyrone Hughes (Special Teams, 3); Week 10: K Doug Brien (Special Teams)

1996

Week 16: DT Wayne Martin (Defense, 2)

1997

Week 4: DT Wayne Martin (Defense, 3); Week 12: S Chris Hewitt (Special Teams); Week 14: K Doug Brien (Special Teams, 2); Week 16: P Mark Royals (Special Teams)

1998

Week 4: LB Mark Fields (Defense); Week 8: P Mark Royals (Special Teams, 2); Week 14: DT LaRoi Glover (Defense)

1999

Week 16: CB Fred Weary (Defense)

2000

Week 6: DT LaRoi Glover (Defense, 2); Week 7: DT LaRoi Glover (Defense, 3); Week 9: LB Keith Mitchell (Defense); Week 10: Jeff Blake (Offense); Week 11: LB Keith Mitchell (Defense, 2); Week 13: DT LaRoi Glover (Defense, 4)

2001

Week 1: S Sammy Knight (Defense); Week 4: RB Ricky Williams (Offense); Week 4: K John Carney (Special Teams); Week 7: S Sammy Knight (Defense, 2); Week 7: K John Carney (Special Teams, 2)

2002

Week 1: RB Fred McAfee (Special Teams); Week 6: WR Michael Lewis (Special Teams); DE Darren Howard (Defense); Week 7: QB Aaron Brooks (Offense); Week 10: Steve Gleason (Special Teams)

2003

Week 7: QB Aaron Brooks (Offense, 2); Week 9: DE Willie Whitehead (Defense); Week 13: RB Deuce McAllister (Offense); Week 15: QB Aaron Brooks (Offense, 3)

2004

Week 3: K John Carney (Special Teams, 3); Week 14: P Mitch Berger (Special Teams); Week 15: RB Aaron Stecker (Special Teams); Week 16: WR Michael Lewis (Special Teams, 2); Week 17: DE Tony Bryant (Special Teams)

2005

Week 1: K John Carney (Special Teams, 4); Week 4: DE Darren Howard (Defense, 2)

2006

Week 3: LB Scott Fujita (Defense); Week 5: RB Reggie Bush (Special Teams); Week 9: QB Drew Brees (Offense); Week 13: RB Reggie Bush (Offense); Week 14: QB Drew Brees (Offense, 2)

2007

Week 8: QB Drew Brees (Offense, 3); Week 15: QB Drew Brees (Offense, 4)

2008

Week 5: RB Reggie Bush (Special Teams, 2); Week 6: QB Drew Brees (Offense, 5); Week 8: QB Drew Brees (Offense, 6); Week 12: QB Drew Brees (Offense, 7); Week 14: RB Pierre Thomas (Special Teams)

1967 Expansion Draft

Held Feb. 10, 1967

In what became the foundation of New Orleans' first NFL team, the Saints selected 42 players in an expansion draft, using the same procedures as in the formation of the Atlanta Falcons in 1966. The Falcons were exempted from the expansion draft in 1967, thus leaving 14 teams from whom the Saints selected players. The procedures that were in place for the Saints were as follows: Each of the other 14 NFL teams froze 29 players from its 40-man roster, leaving 11 players available to be selected by New Orleans. The Saints chose one player from those 11 remaining on each team. Then, each team froze two additional players, leaving eight on each list, from which the Saints chose two more.

Tom Barrington, fb Ohio State (from Washington)
 Jim Battle, t Southern (from Cleveland)
 Jackie Bradshaw, t Baylor (from Pittsburgh)
 Jackie Burkett, lb Auburn (from Baltimore Colts)
 Dave Cahill, dt Arizona State (from Philadelphia)
 Bill Cody, lb Auburn (from Detroit)
 Don Croftcheck, g Indiana (from Washington)
 Bill Curry, c Georgia Tech (from Green Bay)
 Ted Davis, lb Georgia Tech (from Baltimore Colts)
 Jim Garcia, de Cal State-Chico (from N.Y. Giants)
 Tom Hall, wr Minnesota (from Minnesota)
 Steve Heckard, wr Davidson (from L.A. Rams)
 Jimmy Heidel, db Mississippi (from St. Louis Cardinals)
 Paul Horning, rb Notre Dame (from Green Bay)
 Billy Kilmer, qb UCLA (from San Francisco)
 Elbert Kimbrough, db Northwestern (from San Francisco)
 Kent Kramer, te Minnesota (from San Francisco)
 Jake Kupp, g Washington (from Washington)
 Earl Leggett, dt Louisiana State (from L.A. Rams)
 Overt Logan, db Trinity (Texas) (from Dallas)
 Riley Mattson, t Oregon (from Chicago)
 John Morrow, c Michigan (from Cleveland)
 Ray Ogden, te Alabama (from St. Louis Cardinals)
 Ray Rissmiller, t Georgia (from Philadelphia)
 Walt Roberts, wr San Jose State (from Cleveland)
 George Rose, db Auburn (from Minnesota)
 Bill Sandeman, t Pacific (from Dallas)
 Bob Scholtz, t Notre Dame (from N.Y. Giants)
 Brian Schweda, de Kansas (from Chicago)
 Dave Simmons, lb Georgia Tech (from St. Louis Cardinals)
 Jerry Simmons, rb Bethune-Cookman (from Pittsburgh)
 Bob Smith, rb North Texas State (from Pittsburgh)
 Bobby Lee Smith, db UCLA (from Detroit)
 Larry Stephens, dt Texas (from Dallas)
 Steve Stonebreaker, lb Detroit (from Baltimore Colts)
 Mike Tilleman, dt Montana (from Minnesota)
 Phil Vandersea, lb Massachusetts (from Green Bay)
 Willie Walker, wr Tennessee State (from Detroit)
 Joe Wendryhoski, g Illinois (from L.A. Rams)
 Dave Whitesell, db Indiana (from Chicago)
 Fred Whittingham, lb Cal Poly-San Luis Obispo (from Philadelphia)
 Gary Wood, qb Cornell (from N.Y. Giants)

1967 Draft

Held March 14, 1967

The first combined AFL-NFL draft was held in 1967. A player's overall order of selection is designated by a number after his position. In 1967, the expansion New Orleans Saints received the first and last choices in each round and an additional choice at the end of the 2nd, 3rd and 4th rounds.

1a. traded to Baltimore
 1b. Leslie Kelley, fb (26) Alabama
 2a. James (Bo) Burris, s (27) Houston
 2b. John Gilliam, rb (52) South Carolina State
 2c. David Rowe, de (53) Penn State
 3a. traded to Baltimore
 3b. Del Williams, g (79) Florida State
 3c. Ben Hart, wr (80) Oklahoma
 4a. Ron Widby, p (81) Tennessee
 4b. Bill Carr, c (106) Florida
 4c. Tom Stangle, t (107) Dayton
 5a. Don McCall, rb (108) Southern California
 5b. John Douglas, cb (133) Texas Southern
 6a. George Harvey, g (134) Kansas
 6b. Charles (Bo) Wood, lb (159) North Carolina
 7a. Gary Hertzog, g (160) Williamette
 7b. Bob Mckelvey, lb (185) Northwestern
 8a. Sam Harris, te (186) Colorado
 8b. Barry Siler, lb (211) Albion
 9a. Tim Lavens, te (212) Idaho
 9b. Eugene Ross, cb (237) Oklahoma
 10a. Charles Brown, rb (238) Missouri
 10b. Roosevelt Robertson, te (263) North Carolina College
 11a. Jim Benson, g (264) Florida
 11b. Bernard Corbin, cb (288) Alabama A&M
 12a. Ronnie Pack, g (289) Texas Tech
 12b. John Robinson, wr (315) Tennessee A&I
 13a. Bill Stetz, lb (316) Boston College
 13b. Gary Grossnickle, s (341) Missouri

NFL DRAFT HISTORY

14a. Jim Hester, te (342) North Carolina
 14b. George Stetter, cb (367) Virginia
 15a. John Snow, dt (368) Wake Forest
 15b. Darrell Johnson, rb (393) Lamar
 16a. Marcus Rhoden, wr (394) Mississippi State
 16b. Bruce Cortez, cb (419) Parsons College
 17a. Dan Abramowicz, wr (420) Xavier (Ohio)
 17b. Billy Bob Stewart, lb (438) Southern Methodist (choice acquired from Baltimore)
 17c. Jim Walker, s (445) Providence

1968 Draft

Held January 30-31, 1968

1a. traded to Green Bay
 1b. Kevin Hardy, de (7) Notre Dame (choice acquired from Minnesota)
 2. choice to Los Angeles for joining scouting combine
 3. Dave Szmakowski, wr (59) West Texas State
 4a. Willie Crittendon, dt (85) Tulsa
 4b. Dan Sartin, g (103) Mississippi
 5. Ronnie Lee South, qb (115) Arkansas
 6. traded to San Francisco
 7a. Ray Phillips, g (169) Michigan (choice acquired from Detroit)
 7b. Eugene Howard, cb (175) Langston
 8. Dick Swatland, g (195) Notre Dame
 9. Joe Blake, g (223) Tulsa
 10. Doug Robinson, s (254) Iowa State
 11. Bennie Blocker, rb (276) South Carolina State
 12. John Beck, cb (303) San Diego State
 13. Kayo Trepainter, t (331) Montana State
 14. Herbert Covington, rb (359) Memphis State
 15. Wilmer Cooks, rb (384) Colorado
 16. Elic Ghattas, g (411) Ball State
 17. Jim Ferguson, lb (439) Southern California

1969 Draft

Held January 28-29, 1969

1a. traded to San Francisco
 1b. John Shimmers, g (17) Xavier (Ohio) (choice acquired from Minnesota)
 2a. traded to Baltimore
 2b. Richard Neal, de (45) Southern (choice acquired from St. Louis)
 3. traded to Detroit
 4a. Dennis Hale, s (85) Minnesota
 4b. Bob Hudspeith, t (102) Southern Illinois (choice acquired from Dallas)
 5a. Tony Kyasky, s (111) Syracuse
 5b. Keith Christensen, t (117) Kansas (choice acquired from N.Y. Giants)
 6. Bob Miller, te (138) Southern California
 7. traded to Baltimore
 8. Jim Lawrence, wr (189) Southern California
 9. Joe Owens, lb (215) Alcorn State
 10. McKinley Reynolds, rb (241) Hawaii
 11. Tommy Morel, wr (267) Louisiana State
 12. Tom Broadhead, rb (293) Santa Barbara State
 13. Joe Robillard, cb (319) Linfield (Oregon)
 14. Gary Loyd, p (345) California Lutheran
 15. Bill Waller, wr (371) Xavier (Ohio)
 16. Edd Hargett, qb (397) Texas A&M
 17. Chico Kurzwaski, s (423) Northwestern

1970 Draft

Held January 27-28, 1970

1. Ken Burrough, wr (10) Texas Southern
 2. traded to Cleveland
 3. Clovis Swinney, de (62) Arkansas State
 4. Delles Howell, cb (88) Grambling
 5a. Glenn Cannon, s (106) Mississippi (choice acquired from Chicago)
 5b. traded to Washington
 5c. Steve Ramsey, qb (126) North Texas State (choice acquired from Los Angeles)
 6. Mel Easley, cb (140) Oregon State
 7. Lon Woodard, de (166) San Diego State
 8. Lawrence Estes, de (192) Alcorn State
 9. Jim Otis, rb (218) Ohio State
 10. Jim Brumfield, dt (244) Indiana State
 11. Gary Klahr, lb (270) Arizona
 12. Willie Davenport, cb (296) Southern
 13. Ralph Miller, te (322) Alabama State (selection was declared ineligible by NFL)
 14. Doug Sutherland, de (348) Wisconsin-Superior
 15. Jim Vest, de (374) Washington State
 16. Cliff Gasper, dt (400) Grambling
 17. Doug Wyatt, s (426) Tulsa

NFL DRAFT HISTORY

1971 Draft

Held January 28-29, 1971

1. Archie Manning, qb (2) Mississippi traded to Chicago
- 2b. Sam Holden, t (31) Grambling (choice acquired from Houston)
3. Bivian Lee, cb (54) Prairie View A&M traded to Dallas
- 4b. Carlos Bell, te (82) Houston
- 4c. Wimpy Wintner, c (88) Mississippi (choice acquired from Washington)
- 4d. D'artagan Martin, cb (91) Kentucky State
- 4e. Don Morrison, t (98) Texas-Arlington traded to Pittsburgh
5. Don Morehead, rb (132) Michigan
- 7a. Larry DiNardo, g (158) Notre Dame
- 7b. Bob Newland, wr (172) Oregon (choice acquired from Kansas City)
- 8a. traded to Pittsburgh
- 8b. James Elder, cb (194) Southern (choice acquired from Washington)
- 8c. Bob Gresham, rb (201) West Virginia (choice acquired from Oakland)
9. Tom Williams, s (210) Williamette
10. Rocky Pamplin, rb (239) Hawaii (choice acquired from Philadelphia)
11. Bob Pollard, de (262) Weber State
12. Ron Gathright, cb (288) Morehead State
13. Don Burchfield, te (314) Ball State
14. Bobby Scott, qb (340) Tennessee
15. Bart Graves, de (366) Tulane
16. Craig Kobson, t (392) Houston
17. Hermann Eban, wr (428) Oklahoma State (choice acquired from Washington)

1972 Draft

Held February 1-2, 1972

1. Royce Smith, g (8) Georgia
- 2a. Willie Hall, lb (31) Southern California (choice acquired from Houston)
- 2b. traded to Oakland
- 3a. Bob Kuziel, c (60) Pittsburgh
- 3b. Tom Myers, s (74) Syracuse (choice from Baltimore through Oakland)
4. Mike Crangle, de (85) Tennessee-Martin
- 4b. Joe Federspiel, lb (99) Kentucky (choice acquired from Washington through L.A. Rams & Philadelphia)
- 4c. Mike Coleman, de (101) Knoxville College (choice acquired from Kansas City)
- 5a. Bill Butler, rb (111) Kansas State (choice acquired from Green Bay)
- 5b. Carl Johnson, t (112) Nebraska
- 5c. Bob Davies, s (126) South Carolina (choice acquired from Baltimore)
- 6a. Wayne Dorton, g (137) Arkansas State
- 6b. Curt Watson, rb (150) Tennessee (choice acquired from Oakland)
7. Ernie Jackson, cb (164) Duke
8. Ron Vinsco, wr (189) Abilene Christian
9. Kent Bransletter, dt (216) Houston
10. Andy Kupp, g (241) Idaho
11. Paul Dognieux, lb (267) Mississippi
12. Steve Lockhart, te (293) Arkansas State
13. Cephus Weatherspoon, wr (320) Fort Lewis
14. Steve Barrios, wr (345) Tulane
15. Rusty Lachar, rb (372) Tulane
16. Joe Bathrop, g (397) Tennessee
17. Dick Graham, wr (424) Oklahoma State

1973 Draft

Held January 30-31, 1973

1. traded to Baltimore
2. Derland Moore, de (29) Oklahoma
- 2b. Steve Baumgartner, de (51) Purdue (choice acquired from Washington through N.Y. Jets)
- 3a. traded to Washington
- 3b. Pete Van Valkenburg, rb (66) Brigham Young (choice acquired from N.Y. Jets)
- 4a. traded to Detroit
- 4b. Jim Merlo, lb (86) Stanford (choice acquired from Baltimore)
5. traded to Denver
- 6a. Marty Shuford, rb (134) Arizona (choice from New England)
7. Billy Cahill, s (158) Washington
- 8a. Bob Peterson, g (185) Utah
- 8b. Doug Winslow, wr (207) Drake (choice acquired from Washington)
9. Mike Fink, cb (210) Missouri
10. Jeff Horsley, rb (237) North Carolina Central
11. James Owens, rb (262) Auburn

12. Paul Orndorff, te (289) Tampa
13. Richard Watkins, dt (314) Weber State
14. Paul Fersen, t (341) Georgia
15. Mike Everson, c (366) North Dakota State
16. Howard Stevens, rb (392) Louisville
17. Bobby Garner, te (418) Winston-Salem State

1974 Draft

Held January 29-30, 1974

1. Rick Middleton, lb (13) Ohio State (swapped #1 choices from Detroit)
2. Paul Seal, te (36) Michigan traded to Cincinnati
3. Fred Gresham, rb (88) Southern California (choice acquired from San Francisco)
- 4a. Rod McNeil, rb (88) Southern California (choice acquired from San Francisco)
- 5a. Joel Parker, wr (113) Florida (choice acquired from San Francisco)
- 5b. traded to Cincinnati
- 5c. Terry Schmidt, cb (121) Ball State (choice acquired from Atlanta)
6. traded to Detroit
7. traded to Miami
- 8a. Alvin Maxon, rb (201) Southern Methodist (choice acquired from Oakland)
9. Phil LaPorta, t (217) Penn State
- 10a. Frosty Anderson, wr (235) Nebraska (choice acquired from Houston)
- 10b. Tommy Thibodeaux, g (242) Tulane
11. Kent Merritt, wr (270) Virginia
12. James Backmon, de (295) Pittsburgh
13. Mike Truax, lb (320) Tulane
14. Kent Marshall, s (348) Texas Christian
15. Larry Cipa, qb (373) Michigan
16. Don Coleman, lb (398) Michigan
17. Marvin Williams, wr (426) Western Illinois

1975 Draft

Held January 28-29, 1975

- 1a. Larry Burton, wr (7) Purdue
- 1b. Kurt Schumacher, g (12) Ohio State (choice acquired from N.Y. Jets for Billy Newsome)
2. Lee Gross, c (32) Auburn
- 3a. Andrew Jones, rb (60) Washington State
- 3b. Elois Grooms, de (63) Tennessee Tech (choice acquired from Detroit through Minnesota)
- 4a. traded to San Francisco
- 4b. John Starkebaum, s (92) Nebraska (choice acquired from Philadelphia)
- 4c. Charles Hall, de (99) Tulane (choice acquired from St. Louis)
5. traded to Chicago
- 6a. traded to Detroit
- 6b. Mike Lemon, lb (149) Kansas (choice acquired from Buffalo)
7. Steve Rogers, rb (163) Louisiana State (choice acquired from Oakland)
8. Mike Strachan, cb (164) Iowa State
9. Chuck Heater, rb (241) Michigan
10. Danny Lee, p (266) NE Louisiana
12. Ron Gustafson, wr (294) North Dakota State
13. Jim Upchurch, rb (319) Arizona
14. Randy Rhino, cb (343) Georgia Tech
15. Grant Burget, rb (372) Oklahoma
16. Mike McDonald, lb (397) Catawba
17. Greg Westbrook, lb (422) Colorado

1976 Draft

Held April 8-9, 1976

1. Chuck Muncie, rb (3) California
2. Tony Galbreath, rb (32) Missouri traded to San Francisco
- 3a. Bob Simmons, t (77) Texas (choice acquired from Washington through San Diego)
- 3b. Tinker Owens, wr (95) Oklahoma
4. Scott Parrish, t (127) Utah State
5. Terry Stieve, g (160) Wisconsin traded to Miami
- 7a. Ed Bauer, g (201) Notre Dame (choice acquired from Baltimore through Chicago & Oakland)
8. Craig Cassidy, s (213) Ohio State
9. Warren Peiffer, dt (240) Iowa
10. Junior Hardin, lb (269) Eastern Kentucky
11. Greg Kokal, qb (294) Kent State
12. Milton Butts, t (325) North Carolina State
13. Kenny Downing, s (350) Missouri
14. Rich Hucce, de (379) Western Montana
15. Steve Seminoff, dt (406) Wichita State
16. Gene Jones, t (435) Bowling Green
17. Scott MacDonald, te (462) West Virginia

1977 Draft

Held May 3-4, 1977

1. Joe Campbell, de (7) Maryland
2. Mike Fultz, dt (34) Nebraska
3. Robert Watts, lb (64) Boston College traded to L.A. Rams for LB Ken Bordelon
4. Dave Lafary, t (118) Purdue
- 5a. Dave Hubbard, t (156) Brigham Young (choice acquired from Baltimore)
- 6a. Cliff Parsley, p (147) Oklahoma State
- 6b. Tom Schick, g (162) Maryland (choice acquired from L.A. Rams)
7. Greg Boykin, rb (174) Northwestern
8. Jimmy Stewart, s (201) Tulsa
9. Dave Knowles, t (231) Indiana
10. Rafael Septien, k (258) SW Louisiana
11. John Blain, t (285) San Jose State
12. Oakley Dalton, dt (315) Jackson State

1978 Draft

Held May 2-3, 1978

1. Wes Chandler, wr (3) Florida
2. James Taylor, t (33) Missouri
3. Barry Bennett, dt (60) Concordia (Minn.)
4. Don Schwartz, s (87) Washington State
5. Eric Felton, cb (115) Texas Tech
- 6a. Mike Rieker, qb (141) Lehigh
- 6b. Francis Chesley, lb (157) Virginia (choice acquired from Washington through Houston)
7. traded to N.Y. Jets for de Richard Neal
8. Brooks Williams, te (199) North Carolina
9. Richard Carter, cb (226) North Carolina State
10. traded to N.Y. Giants for lb Pat Hughes
- 11a. Nathan Besaint, dt (283) Southern (choice acquired from Seattle)
- 11b. David Riley, rb (285) West Virginia (choice acquired from Seattle)
12. Larry Hardy, te (309) Jackson State

1979 Draft

Held May 3-4, 1979

1. Russell Ericleben, k-p (11) Texas
2. Reggie Mathis, lb (38) Oklahoma
3. traded to Miami as compensation for signing of Don Reese
4. Jim Kovach, lb (93) Kentucky
5. Harlan Huckleby, rb (120) Michigan
6. Ricky Ray, cb (146) Norfolk State
7. Stan Sysma, lb (176) Minnesota
8. Doug Panfil, g (202) Wyoming
9. traded to Kansas City for dt Keith Simons
10. traded to Oakland for lb Floyd Rice
11. David Hall, wr (285) Missouri-Rolla
12. Kelsey Finch, rb (311) Tennessee

1980 Draft

Held April 29-30, 1980

1. Stan Brock, t (12) Colorado
2. David Wymur, cb (41) Notre Dame traded to Minnesota for T Steve Riley
3. Mike Jolly, cb (96) Michigan (traded to Minnesota for T Steve Riley)
4. Lester Boyd, lb (150) Kentucky
5. Mike Morucci, rb (177) Bloomsburg State
6. Chuck Evans, lb (206) Stanford
7. Frank Mordica, rb (233) Vanderbilt
11. Tanya Webb, de (262) Michigan State
12. George Woodard, rb (289) Texas A&M
13. Kiser Lewis, lb (318) Florida A&M

1981 Draft

Held April 28-29, 1981

1. George Rogers, rb (1) South Carolina
2. Dave Wilson, qb Illinois (Supplemental '81 draft choice)
- 2a. Russell Gary, s (29) Nebraska
- 2b. Rickey Jackson, lb (51) Pittsburgh (choice acquired from San Diego)
- 3a. Frank Warren, de (71) Auburn
- 3b. Hoby Brenner, te (57) Southern California (choice acquired from Minnesota)
4. Louis Oubre, g (112) GUY Benjamin
- 5b. Jerry Boyarsky, nt (128) Pittsburgh (choice acquired from Minnesota)
- 6a. Nat Hudson, g (139) Georgia
- 6b. Johnnie Poe, cb (144) Missouri

NFL DRAFT HISTORY

- 6c. Glen Reick, lb (166) Brigham Young (choice acquired from Oakland)
- 7a. Kevin Williams, wr (167) Southern California traded to New England for g Sam Adams
- 8b. Gene Gladys, lb (214) Penn State (choice acquired from Buffalo)
- 8c. Kevin Evans, s (215) Arkansas (choice acquired from San Diego)
9. Toussaint Tyler, rb (222) Washington
10. Hokie Gajan, wr (249) Louisiana State
11. Lester Mickens, wr (277) Kansas
12. Jim Wilks, dt (305) San Diego State

1982 Draft

Held April 27-28, 1982

- 1a. choice exercised in 1981 supplemental draft for qb Dave Wilson
- 1b. Lindsay Scott, wr (13) Georgia (choice acquired from Green Bay through San Diego)
2. Brad Edelman, c (30) Missouri
- 3a. Rodney Lewis, cb (58) Nebraska
- 3b. Eugene Goodlow, wr (66) Kansas State (choice acquired from Minnesota)
- 3c. Kenny Duckett, wr (68) Wake Forest (choice acquired from Washington)
- 3d. John Krimm, s (76) Notre Dame (choice acquired from San Diego)
4. Morten Andersen, k (86) Michigan State
5. Tony Elliott, nt (114) North Texas State
6. Marvin Lewis, rb (142) Tulane (traded to Miami for qb Guy Benjamin)
- 8a. Chuck Slaughter, t (198) South Carolina
- 8b. traded to Washington
9. traded to Washington
10. traded to Washington
11. traded to Washington
12. traded to Washington

1983 Draft

Held April 26-27, 1983

1. traded to Green Bay for de Bruce Clark
2. Steve Korte, g (38) Arkansas
- 3a. John Ties, te (85) Maryland
- 3b. Cliff Austin, rb (66) Clemson (choice acquired from Buffalo through St. Louis)
4. Gary Lewis, dt (98) Oklahoma State
5. traded to Denver
6. traded to Cincinnati for te Don Bass
7. traded to Kansas City for lb Whitney Paul
8. David Greenwood, s (206) Wisconsin (traded to New England)
10. traded to New England
11. traded to New England
12. traded to New England

1984 Draft

Held May 1-2, 1984

1. traded to N.Y. Jets for qb Richard Todd
2. James Geathers, dt (42) Wichita State
- 3a. Terry Hoage, s (68) Georgia (choice acquired from Buffalo)
- 3b. Tyrone Anthony, rb (69) North Carolina
4. traded to Denver for g Kelvin Clark
- 4b. Joel Hilgenberg, c (97) Iowa (choice acquired from New England)
5. Jitter Fields, cb (123) Texas
6. Don Thorp, nt (156) Illinois
7. traded to L.A. Raiders for past consideration
8. Clemon Terrell, rb (210) Southern Mississippi
9. Brian Hansen, p (237) Sioux Falls College
10. Paul David Gray, lb (264) Western Kentucky
11. Michel Bourgeois, de (291) Boise State
12. Byron Nelson, t (324) Arizona

1984 USFL SUPPLEMENTAL DRAFT

Held June 5, 1984

- A supplemental draft was held for those players who had been eligible to be drafted by NFL teams, but who hadn't been drafted due to contracts with other professional leagues (USFL or CFL). The draft gave NFL teams the league rights to the players if they ever became free agents (through May 1, 1988).
1. Jacksonville Bulls, lb (15) North Carolina State
 2. Mel Gray, rb (42) Purdue (Los Angeles Express)
 3. Steve Bearden, lb (69) Vanderbilt (Memphis Showboats)

NFL DRAFT HISTORY

1985 Draft

Held April 30-May 1, 1985

- 1a. traded to Houston for RB Earl Campbell
- 1b. Alvin Toles, lb (24)Tennessee (choice acquired from Washington)
2. Daren Gilbert, t (38)Cal State-Fullerton
3. Jack Del Rio, lb (68)Southern California
4. Billy Allen, s (95)Florida State
5. traded to Washington for RB George Rogers
6. traded to Atlanta for TE Junior Miller
7. Eric Martin, wr (179)Louisiana State
8. Joe Kohlbrand, lb (206)Miami (Fla.)
9. Earl Johnson, cb (236)South Carolina
10. traded to Washington for RB George Rogers
11. traded to Washington for RB George Rogers
12. Treg Songy, s (320)Tulane

1986 Draft

Held April 29-30, 1986

- 1a. traded to Indianapolis
- 1b. Jim Dombrowski, t (6)Virginia (choice acquired from Indianapolis) (swapped 1st-round picks with Indianapolis)
2. Dalton Hilliard, rb (51)Louisiana State
- 3a. Rueben Mayes, rb (57)Washington State (choice acquired from Tampa Bay)
- 3b. Pat Swilling, lb (60)Georgia Tech (choice acquired from Indianapolis)
- 3c. Barry Word, rb (62)Virginia
4. Kelvin Edwards, wr (88)Liberty Baptist
5. Reggie Sutton, cb (115)Miami (Fla.)
6. Robert Thompson, wr (142)Youngstown State
7. Gill Fenerty, rb (173)Holy Cross
8. Filipo Mokofisi, lb (200)Utah
9. Merlon Jones, lb (226)Florida A&M
10. Jonathan Dumbauld, de (253)Kentucky
11. Patrick Swoopes, nt (284)Mississippi State
12. Sebastian Brown, wr (311)Bethune-Cookman

1987 Draft

Held April 28-29, 1987

1. Shawn Knight, de (11)Brigham Young
2. Lonzell Hill, wr (40)Washington
3. Michael Adams, cb (67)Arkansas State
4. Steve Trapilo, g (96)Boston College
5. Milton Mack, cb (123)Alcorn State
6. Thomas Henley, wr (152)Stanford
7. Gene Atkins, s (179)Florida A&M
8. Toi Cook, cb (207)Stanford
9. Scott Leach, lb (234)Ohio State
10. Robert Clark, wr (263)North Carolina Central
11. Arthur Wells, te (290)Grambling State
12. Tyrone Sorrells, g (319)Georgia Tech

1988 Draft

Held April 24-25, 1988

1. Craig Heyward, fb (24)Pittsburgh
2. Brett Perriman, wr (52)Miami (Fla.)
- 3a. traded to Denver
- 3b. Tony Stephens, nt (81)Clemson (choice acquired from Denver)
4. Lydell Carr, fb (106)Oklahoma
- 5a. Greg Scales, te (112)Wake Forest (from Kansas City for LB Jack Del Rio)
- 5b. Keith Taylor, cb (134)Illinois
6. Bob Sims, g (162)Florida
7. Brian Forde, lb (190)Washington State
8. Glenn Derby, t (218)Wisconsin
9. Clarence Nunn, cb (246)San Diego State
- 10a. Todd Santos, qb (274)San Diego State
- 10b. Vincent Fizer, lb (276)Southern (choice acquired from Denver)
11. Gary Couch, wr (302)Minnesota
12. Paul Jurgensen, lb (330)Georgia Tech

1989 Draft

Held April 23-24, 1989

1. Wayne Martin, de (19)Arkansas
2. Robert Massey, cb (46)North Carolina Central
3. Kim Phillips, cb (79)North Texas State
4. Michael Mayes, cb (106)Louisiana State
5. Kevin Haverstick, t (133)Western Michigan
6. Floyd Turner, wr (159)Northwestern State (La.)
7. David Griggs, lb (186)Virginia
8. Fred Hadley, wr (213)Mississippi State
9. Jerry Leggett, lb (246)Cal State-Fullerton

10. Joe Henderson, rb (273)Iowa State
11. Calvin Nicholson, cb (300)Oregon State
12. Michael Cadore, wr (327)Eastern Kentucky

1990 Draft

Held April 22-23, 1990

1. Renaldo Turnbull, de (14)West Virginia
2. Vince Buck, cb (44)Central State (Ohio)
3. Joel Smeenge, de (71)Western Michigan
4. DeMond Winston, lb (98)Vanderbilt
5. Charles Arbuckle, te (125)UCLA
- 6a. Mike Buck, qb (156)Maine
- 6b. James Williams, lb (158)Mississippi State (choice acquired from Minnesota through Dallas and L.A. Raiders)
7. Scott Hough, g/t (183)Maine
- 8a. Gerry Gdowski, qb (207)Nebraska (choice acquired from L.A. Raiders)
- 8b. Derrick Carr, de (210)Bowling Green
- 9a. Broderick Graves, rb (233)Winston-Salem State (choice acquired from L.A. Raiders)
- 9b. Lonnie Brockman, lb (236)West Virginia
- 10a. Gary Cooper, wr (260)Clemson (choice acquired from L.A. Raiders)
- 10b. Ernest Spears, s (267)Southern California
- 11a. Webbie Burnett, nt (287)Western Kentucky (choice acquired from L.A. Raiders)
- 11b. traded to Philadelphia for RB Bobby Morse
12. Chris Port, t (320)Duke

1991 Draft

Held April 21-22, 1991

1. traded to Dallas for QB Steve Walsh
2. Wesley Carroll, wr (42)Miami (Fla.)
3. traded to Dallas for QB Steve Walsh
4. traded to L.A. Raiders for #6, 8, 9, 10, 11 in 1990
5. Reggie Jones, cb (126)Memphis State
6. Fred McAfee, rb (154)Mississippi College
7. Hayward Haynes, g (182)Florida State
8. Frank Wainright, te (210)Northern Colorado
9. Anthony Wallace, rb (237)California
10. traded to Tampa Bay for DT Robert Goff
11. Scott Ross, lb (293)Southern California
12. Mark Drabczak, g (321)Minnesota

1992 Draft

Held April 26-27, 1992

1. Vaughn Dunbar, rb (21)Indiana
2. traded to Dallas for QB Steve Walsh
- 3a. Tyrone Legett, cb (72)Nebraska (choice acquired from L.A. Raiders through Tampa Bay)
- 3b. traded to Tampa Bay
- 4a. Gene McGuire, c (95)Notre Dame (choice acquired from Seattle for RB Reuben Mayes)
- 4b. Sean Lumpkin, s (106)Minnesota
- 5a. traded to Houston for RB Allen Pinkett
- 5b. Torrance Small, wr (138)Alcorn State (choice acquired from Detroit for WR Brett Periman)
6. Kary Vincent, cb (164)Texas A&M
7. traded to L.A. Raiders for S Vencie Glenn
8. Robert Stewart, nt (218)Alabama
9. Donald Jones, lb (245)Washington
10. Marcus Dowdell, wr (276)Tennessee State
11. Mike Gisler, g (303)Houston
12. Scott Adell, t (330)North Carolina State

1993 Draft

Held April 25-26, 1993

- 1a. William Roof, t (8)Louisiana Tech (choice acquired from Detroit for LB Pat Swilling)
- 1b. Irv Smith, te (20)Notre Dame (choice acquired from Phoenix through San Francisco in exchange of first-round picks)
2. Reggie Freeman, lb (53)Florida State
3. traded to San Francisco as part of exchange of first-round picks
- 4a. Lorenzo Neal, lb (89)Fresno State (choice acquired from Detroit for LB Pat Swilling)
- 4b. Derek Brown, rb (109)Nebraska
5. Tyrone Hughes, cb (137)Nebraska
6. Ronnie Dixon, nt (165)Cincinnati
7. Othello Henderson, s (193)UCLA
8. Jon Kirksey, nt (221)Cal State- Sacramento

1994 Draft

Held April 24-25, 1994

- 1a. traded to N.Y. Jets (12)
- (swapped 1st-round picks with N.Y. Jets)
- 1b. Joe Johnson, de (13)Louisville (choice acquired from N.Y. Jets)
2. Mario Bates, rb (44)Arizona State
3. Winfred Tubbs, lb (79)Texas
4. Doug Nussmeier, qb (116)Idaho
- 5a. Herman Carroll, de (142)Mississippi State
- 5b. Craig Novitsky, g (143)UCLA (choice acquired from N.Y. Jets in above trade)
6. Derrell Mitchell, wr (176)Texas Tech
7. Lance Lundberg, t (213)Nebraska

1995 Draft

Held April 22-23, 1995

1. Mark Fields, lb (13)Washington St.
2. Ray Zellars, fb (44)Notre Dame
3. Mike Vestegen, t (75)Wisconsin
4. Dameian Jeffries, de (108)Alabama
5. William Strong, cb (148)North Carolina St.
6. Lee DeRamus, wr (184)Wisconsin
- 7a. traded to Rams for QB Jim Everett
- 7b. Travis Davis, s (242)Notre Dame (Compensatory)

1996 Draft

Held April 20-21, 1996

1. Alex Molden, cb (11)Oregon
2. Je'Rod Cherry, cb (40)California
3. Brady Smith, de (70)Colorado St.
4. Ricky Whittle, rb (103)Oregon
- 5a. Mercury Hayes, wr (136)Michigan (from Baltimore for CB Reginald Jones)
- 5b. Tom Ackerman, g (145)Eastern Washington
- 5c. Terry Guess, wr (165)Gardner-Webb (Compensatory)
- 6a. Keno Hills, t (179)Southwestern Louisiana
- 6b. Toderick Malone, wr (204)Alabama (Compensatory)
- 7a. traded to Oakland for DT Willie Broughton
- 7b. Henry Lusk, te (246)Utah (Compensatory)

1997 Draft

Held April 19-20, 1997

- 1a. traded to Oakland for #10, #39, #107, WR Daryl Hobbs (2)
- 1b. Chris Naeole, g (10)Colorado (choice acquired from Oakland for #2, #166)
- 2a. Rob Kelly, s (33)Ohio St.
- 2b. Jared Tomich, de (39)Nebraska (choice acquired from Oakland for #2, #166)
3. Troy Davis, rb (62)Iowa St.
- 4a. Danny Wuerffel, qb (99)Florida (traded to Houston for #116, #165 (from Oakland for #2, #166))
- 4b. traded to Houston for #116, #165 (from Oakland for #2, #166)
- 4c. Keith Poole, wr (116)Arizona St. (choice acquired from Kansas City through Houston)
5. traded to Washington for QB Heath Shuler (132)
- 6a. Nicky Savino, te (165)LSU (from Atlanta through Houston)
- 6b. Traded to Oakland for #10, #39, #107, WR Daryl Hobbs (166)
7. Traded to Oakland for DT Austin Robbins (203)

1998 Draft

Held April 18-19, 1998

1. Kyle Turley, t (7)San Diego St.
2. Cameron Cleeland, te (40)Washington (traded to Washington for QB Heath Shuler (69))
- 3a. Fred Weary, cb (97)Florida (choice acquired from Oakland for CB Eric Allen)
- 3b. Julian Pittman, de (99)Florida St.
5. Wilmont Perry, rb (132)Livingstone
6. Chris Bordano, lb (161)SMU
- 7a. traded to Carolina for S Chad Cota (196)
- 7b. Andy McCullough, wr (204)Tennessee (choice acquired from Seattle for WR Daryl Hobbs)
- 7c. Ron Warner, lb (239)Kansas (Compensatory)

1999 Draft

Held April 17-18, 1999

- 1a. Ricky Williams, rb (5)Texas (choice acquired from Washington for 1st (12), 3rd (71), 4th (107), 5th (144), 6th (179) & 7th (218) round draft choices and 1st & 3rd in 2000 NFL Draft)
- 1b. traded to Washington Redskins (12)
2. traded to St. Louis Rams for WR Eddie Kennison (41)
3. traded to Washington Redskins (71)
4. traded to Washington Redskins (107)
5. traded to Washington Redskins (144)
6. traded to Washington Redskins (179)
7. traded to Washington Redskins (218)

2000 Draft

Held April 15-16, 2000

1. Traded to Washington for #5 in 1999 (2)
2. Darren Howard, de (33)Kansas State
3. Traded to Washington for #5 in 1999 (64)
4. Terelle Smith, fb (96)Arizona State
- 5a. Tutan Reyes, t (131)Mississippi
- 5b. From Chicago for WR Eddie Kennison to Indianapolis for #158 & #195
- 5c. Austin Wheatley te (158)Iowa (choice acquired from Indianapolis with #195 for #138)
- 5d. Chad Morton, rb (166)Southern California (Compensatory)
- 6a. Marc Bulger, qb (168)West Virginia
- 6b. Michael Hawthorne, cb (195)Purdue (choice acquired from Indianapolis with #158 for #138)
- 6c. Sherrod Gideon wr (200)Southern Mississippi (Compensatory)
- 7a. traded to Kansas City in exchange for defensive coordinator Ron Zook (208)
- 7b. Kevin Houser, fb (228)Ohio State (choice acquired from Kansas City along with defensive coordinator Ron Zook for #208)

2001 Draft

Held April 21-22, 2001

1. Deuce McAllister, rb (23)Mississippi
2. traded to Dallas for #70 & #81
3. traded to Green Bay for qb Aaron Brooks and te Lamont Hall
- 3a. Sedrick Hodge, lb (70)North Carolina (choice acquired from Dallas)
- 3b. Kenny Smith, dt (81)Alabama (choice acquired from Indianapolis through Dallas)
4. Moran Noris, fb (115)Kansas
5. Onome Ojo, wr (153)Cal-Davis
6. Mitch White, t (185)Oregon State
7. Ennis Davis, dt (221)Southern California

2002 Draft

Held April 20-21, 2002

- 1a. Donté Stallworth, wr (13)Tennessee
- 1b. Charles Grant, de (25)Georgia (choice acquired from Miami with #125 for RB Ricky Williams & #114)
2. LeCharles Bentley, e (44)Ohio State
3. James Allen, lb (82)Oregon State
4. Keyuo Craver, cb (125)Nebraska (choice acquired from Miami)
5. Mel Mitchell, s (150)Western Kentucky
- 6a. J.T. O'Sullivan, qb (186)Cal-Davis
- 6b. John Gilmore, te (196)Penn State (choice acquired from N.Y. Jets for RB Chad Morton)
7. Derrius Monroe, de (224)Virginia Tech

2003 Draft

Held April 26-27, 2003

1. Johnathan Sullivan, dt (6)Georgia (choice acquired from Arizona for the Saints' two 1st round picks (#17 and #18). As part of the trade, the two clubs swapped second-round picks and the Saints received Arizona's fourth-round selection.)
2. Jon Stinchcomb, t (37)Georgia (choice acquired from Arizona in exchange of second-round picks; Arizona received #54 (#78, from Kansas City for T William Roof) choice traded to New England for S Tebucky Jones, along with a seventh-round choice (239) and a fourth-round pick in 2004.
- 3a. Cie Grant, lb (86)Ohio State

NFL DRAFT HISTORY

- Montrae Holland, g (102) (choice acquired from Arizona as part of trade of first-round picks)
- (#118), choice traded to Cincinnati for RB Curtis Keaton
- Melvin Williams, de (155) Kansas State
- (#190), choice traded to Minnesota for QB Todd Bouman
- Kareem Kelly, wr (203) Southern California (choice acquired from Seattle Seahawks, through Green Bay, for DT Norman Hand)
- Talman Gardner, wr (231) Florida State
- (#239, from Indianapolis for RB Ricky Williams), choice traded to New England for S Tebucky Jones.

2004 Draft

Held April 24-25, 2004

- Will Smith, de (18) Ohio State
- (#48), choice traded to Minnesota in exchange for the Vikings' second-round pick (#50) and fifth-round pick (#151)
- Devery Henderson (50) Louisiana State (choice acquired from Minnesota as part of swap of 2nd round picks)
- Courtney Watson (60) Notre Dame (choice acquired from St. Louis for T Kyle Turley) (#81), choice traded to Washington. The two clubs swapped 2004 fifth-round picks (the Saints' #151 for Washington's #139) and New Orleans received the Redskins' second-round pick in 2005.
- (#113), choice traded to New England for S Tebucky Jones
- Rodney Leisle, dt (139) UCLA (choice acquired from Washington. The two clubs swapped 2004 fifth-round picks (the Saints' #151 for Washington's #139) and New Orleans received the Redskins' second-round pick in 2005.)
- Jason Craft (#151) choice traded to Washington. The two clubs swapped 2004 fifth-round picks (the Saints' #151 for Washington's #139) and New Orleans received the Redskins' second-round pick in 2005.
- Mike Karney (156) Arizona State (choice acquired from Dallas. The Saints sent their sixth- (#182) and seventh-round (#206) choices to the Cowboys for the fifth-round pick.)
- (#182), choice traded to Dallas for fifth-round pick (#156)
- (#206), choice traded to Dallas Cowboys for fifth-round pick (#156). Pick originally acquired from Washington in 2003 trade of DT Martin Chase.
- (#206), choice traded to Miami in 2003 trade for LB Derrick Rodgers.
- Colby Bockwoldt (240) Brigham Young

2005 Draft

Held April 23-24, 2005

- Jammal Brown, t (13) Oklahoma (choice acquired from Houston. The Saints sent their first-round pick (18th overall) to Houston in exchange for the Texans' first-round choice (13th overall) and a third-round pick in 2006.
- Josh Bullocks, s (40) Nebraska (choice acquired from Washington in 2004 draft day trade. New Orleans sent its third-round pick in 2004 to the Redskins for this second-round choice. The two clubs also swapped 2004 fifth-round choices in the trade.)
- (#51) (choice traded to Green Bay along with QB J.T. O'Sullivan in 10/4/04 trade for CB Mike McKenzie)
- Alfred Fincher, lb (82) Connecticut
- Chase Lyman, wr (118) California
- Adrian McPherson, qb (152) Florida State
- Jason Jefferson, dt (193) Wisconsin
- Jimmy Verdon, de (232) Arizona State

2006 Draft

Held April 29-30, 2006

- Reggie Bush, rb (2) Southern California
- (#34), choice traded to Cleveland for C Jeff Faine and the Browns' second-round pick (#43)
- Roman Harper, s (43) Alabama
- (#66) (choice traded to Houston in 4/23/05 trade with Texans to move up from 18th to 13th overall and select T Jammal Brown)
- (#99) (choice traded to Philadelphia for Eagles' fourth-round pick (#108) and DT Hollis Thomas.
- Jahri Evans, g (108) Bloomburg
- Rob Ninkovich, de (135) Purdue
- Mike Hass, wr (171) Oregon State

- Josh Lay, cb (174) Pittsburgh (choice acquired from Green Bay in 2005 trade for CB Mike McKenzie)
- Zach Strief, t (210) Northwestern
- Marques Colston, wr (252) Hofstra (Compensatory Selection)

2007 Draft

Held April 28-29, 2007

- Robert Meachem, wr (27) Tennessee
- (#58), Choice traded to Detroit for third-round pick (#66) and fifth-round pick (145th)
- Usama Young, cb (66) Kent State
- Andy Alleman, g (88) Akron
- Antonio Pittman, rb (107), choice from Houston Ohio State
- (#123) Traded to Houston with fifth-round pick (#163) for fourth-round pick (#107)
- Jermon Bushrod, t (125) Towson
- (#126) To Indianapolis as compensation for signing Restricted Free Agent cb Jason David
- David Jones, cb (145) Wingate
- (#163) Traded to Houston with fourth-round pick (#123) for fourth-round pick (#107)
- (#199) Traded to the Miami Dolphins for k Olindo Mare
- Marvin Mitchell, lb (220) Tennessee

2008 Draft

Held April 26-27, 2008

- Sedrick Ellis, dt (7) Southern California (choice from New England)
- Tracy Porter, cb (40) Indiana
- (#78) Traded to New England along with first-round pick (#10) for first-round pick (#7) and fifth-round pick (#164)
- (#113) Traded to N.Y. Jets for lb Jonathan Vilma
- DeMario Pressley, dt (144) North Carolina State (choice from Detroit)
- (#146) Traded to Detroit along with seventh-round pick (#218) for fifth-round pick (#144)
- Carl Nicks, t/g (164) Nebraska (choice from New England)
- Taylor Mehlhaff, k (178) Wisconsin
- Adrian Arrington, wr (237) Michigan (choice acquired from Green Bay in exchange for sixth-round pick in 2009 draft)

2009 Draft

Held April 25-26, 2009

- Malcolm Jenkins, cb (14) Ohio State
- (#45) Traded to N.Y. Giants along with fifth-round pick (#151) in exchange for te Jeremy Shockey
- (#76) Traded to N.Y. Jets along with 2008 fourth-round pick in exchange for lb Jonathan Vilma and 2009 fourth-round pick (#118)
- Chip Vaughn, s (116) Wake Forest
- Stanley Amouh, lb (118) Wake Forest (choice from N.Y. Jets)
- (#151) Traded to N.Y. Giants
- Thomas Morstead, p (164) Southern Methodist (choice from Philadelphia)
- (#184) Traded to Green Bay in exchange for 2008 seventh-round pick
- (#222) Traded to Philadelphia along with fifth-round pick in 2010 draft in exchange for fifth-round pick (#164)

Draft Summary

In 43 college drafts, the Saints have selected 502 players.

(Player totals include QB Dave Wilson, selected in the 1981 Supplemental Draft; does not include players taken in 1984 USFL Supplemental Draft).

BY POSITION: 65 RB; 64 WR; 61 LB; 55 CB; 41 DE; 40 T; 39 G; 36 S; 30 DT; 27 TE; 18 QB; 8 C; 8 FB; 6 P and 4 K.

MOST BY COLLEGE: 16 - Southern California; 15 - Nebraska; 12 - Ohio State; 11 - Notre Dame; 10 - Michigan, Tennessee; 9 - Oklahoma; 8 - Florida State; Georgia, Louisiana State, Missouri, Tulane; 7 - Florida, Mississippi, Wisconsin; 6 - Alabama, Kansas, Pittsburgh, San Diego State, Washington State, West Virginia; 5 - Arizona State, Brigham Young, Colorado, Houston, Minnesota, Mississippi State, North Carolina, North Carolina State, Oregon State, Purdue, Southern, Texas, Tulsa, Virginia, Wake Forest, Washington

SAINTS IN PRIME TIME

Date	Score	Site	Attendance
		Monday Night Football (9-17)	
Sept. 25, 1972	Kansas City 20, New Orleans 17 (ABC)	Tulane Stadium	70,793
Sept. 24, 1973	Dallas 40, New Orleans 3 (ABC)	Texas Stadium	52,715
Nov. 25, 1974	Pittsburgh 28, New Orleans 7 (ABC)	Tulane Stadium	71,907
Dec. 3, 1979	Oakland 42, New Orleans 35 (ABC)	Louisiana Superdome	65,541
Nov. 24, 1980	L.A. Rams 27, New Orleans 7 (ABC)	Louisiana Superdome	53,448
Nov. 21, 1983	N.Y. Jets 31, New Orleans 28 (ABC)	Louisiana Superdome	68,606
Nov. 19, 1984	New Orleans 27, Pittsburgh 24 (ABC)	Louisiana Superdome	66,005
Oct. 3, 1988	New Orleans 20, Dallas 17 (ABC)	Louisiana Superdome	68,474
Nov. 6, 1989	San Francisco 31, New Orleans 13 (ABC)	Candlestick Park	60,667
Dec. 18, 1989	New Orleans 30, Philadelphia 20 (ABC)	Louisiana Superdome	59,218
Sept. 10, 1990	San Francisco 13, New Orleans 12 (ABC)	Louisiana Superdome	68,629
Dec. 31, 1990	New Orleans 20, L.A. Rams 17 (ABC)	Louisiana Superdome	68,647
Dec. 16, 1991	New Orleans 27, L.A. Raiders 0 (ABC)	Louisiana Superdome	68,625
Nov. 23, 1992	New Orleans 20, Washington 3 (ABC)	Louisiana Superdome	68,591
Nov. 22, 1993	San Francisco 42, New Orleans 7 (ABC)	Candlestick Park	66,500
Dec. 20, 1993	N.Y. Giants 24, New Orleans 14 (ABC)	Louisiana Superdome	69,036
Nov. 28, 1994	San Francisco 35, New Orleans 14 (ABC)	Louisiana Superdome	61,304
Dec. 19, 1994	Dallas 24, New Orleans 16 (ABC)	Louisiana Superdome	67,323
Dec. 17, 2001	St. Louis 34, New Orleans 21 (ABC)	Louisiana Superdome	70,332
Sept. 19, 2005*	N.Y. Giants 27, New Orleans 10 (ABC/ESPN)	Giants Stadium	68,031
Dec. 12, 2005	Atlanta 36, New Orleans 17 (ABC)	Georgia Dome	70,083
Sept. 25, 2006	New Orleans 23, Atlanta 3 (ESPN)	Louisiana Superdome	70,003
Sept. 24, 2007	Tennessee 31, New Orleans 14 (ESPN)	Louisiana Superdome	70,002
Dec. 10, 2007	New Orleans 34, Atlanta 14 (ESPN)	Georgia Dome	69,553
Oct. 6, 2008	Minnesota 30, New Orleans 27 (ESPN)	Louisiana Superdome	70,015
Nov. 24, 2008	New Orleans 51, Green Bay 29 (ESPN)	Louisiana Superdome	70,668

*- Game originally scheduled for Sept. 18, broadcast by both ABC and ESPN

Date	Score	Site	Attendance
		Sunday Night (11-12)	
Oct. 21, 1984	Dallas 30, New Orleans 27 OT (ABC)	Texas Stadium	50,966
Nov. 27, 1988	N.Y. Giants 13, New Orleans 12 (ESPN)	Louisiana Superdome	66,526
Nov. 26, 1989	L.A. Rams 20, New Orleans 17 ot (ESPN)	Louisiana Superdome	64,274
Sept. 15, 1991	New Orleans 24, L.A. Rams 7 (TNT)	Louisiana Superdome	68,583
Nov. 24, 1991	Atlanta 23, New Orleans 20 OT (ESPN)	Louisiana Superdome	68,591
Sept. 27, 1992	San Francisco 16, New Orleans 10 (TNT)	Louisiana Superdome	68,591
Oct. 11, 1992	New Orleans 13, L.A. Rams 10 (TNT)	Louisiana Superdome	68,591
Sept. 5, 1993	New Orleans 33, Houston 21 (TNT)	Louisiana Superdome	69,029
Dec. 11, 1994	New Orleans 29, Atlanta 20 (ESPN)	Georgia Dome	61,307
Nov. 26, 1995	New Orleans 34, Carolina 26 (ESPN)	Louisiana Superdome	63,722
Nov. 3, 1996	San Francisco 24, New Orleans 17 (ESPN)	Louisiana Superdome	53,297
Oct. 5, 1997	New Orleans 20, Chicago 17 (TNT)	Soldier Field	58,865
Nov. 22, 1998	San Francisco 31, New Orleans 20 (ESPN)	3Com Park	68,429
Nov. 21, 1999	Jacksonville 41, New Orleans 23 (ESPN)	ALLTEL Stadium	69,772
Nov. 4, 2001	N.Y. Jets 16, New Orleans 9 (ESPN)	Louisiana Superdome	70,020
Dec. 30, 2001	Washington 40, New Orleans 10 (ESPN)	Louisiana Superdome	70,020
Dec. 1, 2002	New Orleans 23, Tampa Bay 20 (ESPN)	Louisiana Superdome	68,226
Sept. 28, 2003	Indianapolis 55, New Orleans 21 (ESPN)	Louisiana Superdome	70,020
Dec. 14, 2003	New Orleans 45, N.Y. Giants (ESPN)	Louisiana Superdome	68,399
Oct. 17, 2004	Minnesota 38, New Orleans 31 (ESPN)	Louisiana Superdome	64,900
Nov. 27, 2005	New Orleans 21, N.Y. Jets 19 (ESPN)	Giants Stadium	77,152
Dec. 10, 2006	New Orleans 42, Dallas 17 (NBC)	Texas Stadium	63,722
Oct. 14, 2007	New Orleans 28, Seattle 17 (NBC)	Qwest Field	68,296
		Thursday Night (1-2)	
Dec. 3, 1992	New Orleans 22, Atlanta 14 (ESPN)	Louisiana Superdome	68,591
Sept. 14, 2007	Indianapolis 41, New Orleans 10 (NBC)	RCA Dome	57,361
Dec. 11, 2008	Chicago 27, New Orleans 24 OT (NFL Network)	Soldier Field	61,692

Home games in bold

Record in Prime Time: 21-31 (ABC 6-15; ESPN 9-12; ESPN/ABC 0-1; TNT 4-1; NBC 2-1; NFL Network 0-1)

SAINTSHALLOFFAME

SaintsHallOfFame

The Saints Hall of Fame Museum is dedicated to preserving the history of the New Orleans Saints and honoring deserving Saints players. Memorabilia and exhibits showcase the history of the franchise as well as Saints highlight films and interactive exhibits. Induction weekend is usually held in early November. The Saints Hall of Fame is located at 415 Williams Blvd in Kenner's Rivertown.

HALL OF FAME INDUCTEES

1988: QB Archie Manning, WR Danny Abramowicz
 1989: S Tommy Myers, K Tom Dempsey
 1990: QB Billy Kilmer
 1991: NT Derland Moore, RB Tony Galbreath
 1992: RB George Rogers, G Jake Kupp, C John Hill
 1993: LB Joe Federspiel
 1994: GM Jim Finks, TE Henry Childs
 1995: DE Bob Pollard, DE Doug Atkins
 1996: CB Dave Whitsell, DB Dave Waymer
 1997: LB Rickey Jackson, T Stan Brock
 1998: RB Dalton Hilliard, LB Sam Mills
 1999: QB Bobby Hebert, WR Eric Martin
 2000: LB Vaughan Johnson, LB Pat Swilling
 2001: TE Hoby Brenner, DE Jim Wilks
 2002: Coach Jim Mora, DE Frank Warren
 2003: DE Wayne Martin, G/T Jim Dombrowski
 2004: Def. Coord. Steve Sidwell, RB Reuben Mayes
 2005: not awarded
 2006: C Joel Hilgenberg
 2007: DE Joe Johnson
 2008: T William Roaf
 2009: K Morten Andersen

JOE GEMELLI "FLEUR-DE-LIS" AWARD
 (Awarded yearly to a person who has contributed to the betterment of the Saints organization)

1989: Al Hirt
 1990: Joe Gemelli
 1991: Dave Dixon
 1992: Charlie Kertz
 1993: Wayne Mack
 1994: Erby Aucoin
 1995: Aaron Broussard
 1996: Marie Knutson
 1997: Angela Hill
 1998: Joe Impastato
 1999: Frank Wilson
 2000: Bob Remy
 2001: Peter (Champ) Clark
 2002: Dean Kleinschmidt
 2003: Jim Fast
 2004: Bob Roesler
 2005: not awarded
 2006: Buddy Diliberto
 2007: Saints Fans
 2008: Barra Birrcher
 2009: Jerry Romig

EXTRAPPOINTS

SAINTS OVERTIME GAMES (7-9)

DATE	OPPONENT	RESULT	SCORE
11/13/77	vs. San Francisco	L	7-10
9/2/79	vs. Atlanta	L	34-40
12/7/80	at San Francisco	L	35-38
9/18/83	vs. Chicago	W	34-31
12/11/83	at Philadelphia	W	20-17
10/21/84	at Dallas	L	27-30
11/26/89	vs. L.A. Rams	L	17-20
11/24/91	vs. Atlanta	L	20-23
9/17/95	vs. Atlanta	L	24-27
11/16/97	vs. Seattle	W	20-17
9/27/98	at Indianapolis	W	19-13
9/8/02	at Tampa Bay	W	26-20
10/26/03	vs. Carolina	L	20-23
11/16/03	at Atlanta	W	23-20
9/26/04	at St. Louis	W	28-25
12/11/08	at Chicago	L	24-27

TOP FIVE MARGIN OF VICTORY IN CLUB HISTORY

DATE	OPPONENT	SITE	SCORE	ATTENDANCE
11/20/88	DENVER BRONCOS	LOUISIANA SUPERDOME	42-0	68,075
12/14/03	NY Giants	LOUISIANA SUPERDOME	45-7	68,399
11/1/87	at Atlanta Falcons	Atlanta-Fulton County Stadium	38-0	42,196
12/21/08	at Detroit Lions	Ford Field	42-7	49,309
12/24/89	INDIANAPOLIS COLTS	LOUISIANA SUPERDOME	41-6	49,009

HIGHEST-SCORING GAMES (COMBINED) IN CLUB HISTORY

DATE	OPPONENT	SITE	W/L	SCORE	ATTENDANCE
11/2/69	at St. Louis Cardinals	Busch Stadium	W	51-42	46,718
11/23/69	San Francisco 49ers	TULANE STADIUM	W	43-38	71,448
10/23/77	at St. Louis Cardinals	Busch Stadium	L	31-49	48,417
11/24/08	Green Bay Packers	LOUISIANA SUPERDOME	W	51-29	70,668
11/21/76	at Seattle Seahawks	Kingdome	W	51-27	61,865
12/6/87	Tampa Bay Buccaneers	LOUISIANA SUPERDOME	W	44-34	66,471



IT'S A WHOLE NEW SEASON



GET CONNECTED TO THE SAINTS LIKE YOU'VE ALWAYS WANTED

- ~The latest news and notes from the Saints
- ~SaintsTV video news and special features
- ~Comprehensive training camp coverage
- ~Team rosters and depth chart updated daily
- ~In-depth Saints historical sections
- ~Learn more about the amazing Saintsations!



SAINTS