2013 MEDIA GUIDE



NEW ORLEANS SAINTS

verizon

NFL MOBILE IS BUILT TO BRING YOU THE SAINTS.



NFL Mobile delivers live NFL games on Thursday, Sunday and Monday nights and every touchdown from every game on Sunday afternoons with NFL RedZone. Plus, stay on top of all the Saints news, stats and more with live streaming NFL Network 24/7.

NFL MOBILE FROM verizon

CALL **NFL (**635)
TO GET NFL MOBILE

Airtime, message and data rates may apply for app download and use. Available on select smartphones. Subscription required for video content on all devices. Coverage not available everywhere. © 2013 Verizon.

Compassion. Courage. Values. That's The Power of People.



Entergy is proud to be named as one of the Top 100 Corporate Citizens in the country.

At Entergy, we aspire to contribute to a society that is healthy, educated and productive. Where none of our customers live in poverty. Where every child has the opportunity for a good education and to fulfill his or her full potential. And where the environment poses no threat to future generations. This is the future we imagine. Our commitment to all of our stakeholders: owners, customers, employees and communities is to see it through.

CR's 100 Best 2013

TOP 100 CORPORATE CITIZENS

Entergy®

THE POWER OF PEOPLE®



A message from Entergy Corporation ©2013 Entergy Services, Inc. All Rights Reserved.

TABLE OF CONTENTS

Staff Directory 3-4

OWNERSHIP 5-22

FOOTBALL 23-333
General Manager 24-25
Coaching Staff 26-60
Players 61-232
2013 Draft Picks 233-240
Undrafted/First-Year 240-251
Alphabetical Roster 252-253
Numerical Roster 254-255
How The Saints Were Built 256
NFL Season In Review 258
Final Statistics 259-261
Honors 262
Game-By-Game Starters 263
Game-By-Game Saints 264
Game-By-Game Opponents 265
Participation Report 266-267
Team Superlatives 268
Individual Superlatives 269
Individual Statistics 270-278
Turnover Table 279
Transactions Log 280-281
Game-By-Game Review 282-313
Football Operations 314-333

ADMINISTRATION . . . 334-346
Staff 335-343
Community Affairs 344-345
Youth Programs 346

RECORDS 347-383
Career Leaders 348-350
Yearly Leaders 351-358
Individual Records 359-367
Team Records 368-373
Two-Team Records 374
Consecutive Records 375
Big Games 376-379
Last Time 380
Individual Playoff Records 381-382
Team Playoff Records 383

HISTORY 384-507
Saints Timeline 385-396
Season Results 397-410
Series Records 411-416
Attendance Figures 417
Preseason Results 418-421
Preseason Records 421
Year-By-Year Statistics 422-466
Playoff Game Summaries 467-473
All-Time Roster 474-481
All-Time Numerical Roster 482-487
Hall of Fame 488-490
NFL Honors 491-496
NFL Draft History 497-504
Saints In Prime Time 505
Saints Hall of Fame 506
Extra Points 506
Mercedes-Benz Superdome 507



New Orleans Saints
5800 AIRLINE DRIVE | METAIRIE, LA 70003
MAIN OFFICE (504) 733-0255 | TICKET OFFICE (504) 731-1700



2013 New Orleans Saints Media Guide

The New Orleans Saints 2013 Media Guide is a production of the Saints Communications Dept.; Greg Bensel, Senior Vice President of Communications, Doug Miller, Executive Director of Football Communications, Justin Macione, Football Communications Manager, Lindsey Mitchell, Corporate Communications Manager and Matt Mendelson, Football Communications Assistant. It is meant to serve as an information source for the media. Information contained herein was compiled by current and previous Saints communications staffs.

Production, Design & Layout Assistance: Emily Eaton/Highwire MC. **Photography:** Michael C. Hebert. **Statistical Research Assistance:** Santo Labombarda/Elias Sports Bureau and Stats, Inc. **Printing:** Mpress Printing. All information current as of June 28, 2013.

©Copyright, 2013. New Orleans Saints.

STAFF DIRECTORY

New Orleans Saints
5800 Airline Drive, Metairie, LA 70003

Telephone .....(504) 733-0255
Ticket Office .....(504) 731-1700
Website.....NewOrleansSaints.com
Home Stadium.....Mercedes-Benz Superdome
Colors .....Old Gold, Black, and White
Conference .....National Football Conference (South Division)

EXECUTIVE

Tom Benson.....Owner/Chairman of the Board
Rita Benson LeBlanc.....Owner/Vice Chairman of the Board
Jennie Guarisco.....Executive Assistant to the Owner/Chairman of the Board
Melissa Manwaring.....Administrative Asst. to the Owner/Chairman of the Board
Rodney Henry.....Personal Asst. to the Owner/Chairman of the Board

FOOTBALL OPERATIONS

Mickey Loomis.....Executive Vice President/General Manager
Khai Harley.....Director of Football Administration
James Nagaoka.....Director of Operations
Debbie Gallagher.....Executive Asst. to EVP/General Manager

Player Personnel

Ryan Pace.....Director of Player Personnel
Rick Reiprish.....Director of College Scouting
Terry Fontenot.....Director of Pro Scouting
Ryan Powell.....Pro Scout
Dwaune Jones.....Regional Scout
Josh Lucas.....Regional Scout
Brian Adams.....Area Scout
Mike Baugh.....Area Scout
Ryan Hollern.....Area Scout
Jason Mitchell.....Area Scout
Terry Wooden.....Area Scout
Joey Vitt, Jr......Combine Scout
Paul Zimmer.....College Scouting Coordinator
Joey Laine.....Salary Cap Analyst/Player Personnel
Danny Callahan.....IT/Applications Development Manager
Michael Parenton.....Scouting Assistant
Casey Talley.....Scouting Assistant

Coaching

Sean Payton.....Head Coach
Joe Vitt.....Assistant Head Coach/Linebackers
Pete Carmichael.....Offensive Coordinator
Rob Ryan.....Defensive Coordinator
Greg McMahon.....Special Teams Coordinator
Charles Byrd.....Assistant Strength & Conditioning
Andre Curtis.....Assistant Secondary
Dan Dalrymple.....Head Strength & Conditioning
Henry Ellard.....Wide Receivers
Bret Ingalls.....Offensive Line
Bill Johnson.....Defensive Line
Stan Kwan.....Assistant Special Teams
Joe Lombardi.....Quarterbacks
Terry Malone.....Tight Ends
Wesley McGriff.....Secondary
Dan Roushar.....Running Backs
Carter Sheridan.....Offensive Assistant/Wide Receivers
Frank Smith.....Offensive Assistant/Offensive Line
Marcus Ungaro.....Defensive Assistant
Rob Wenning.....Strength & Conditioning Assistant
Brian Young.....Defensive Assistant/Linebackers
Sondra Egan.....Administrative Assistant to the Head Coach

Equipment

Dan Simmons.....Equipment Manager
John Baumgartner.....Assistant Equipment Manager
Corey Gaudet.....Equipment Assistant

Communications

Greg Bensel.....Senior VP of Communications
Doug Miller.....Executive Director of Football Communications
Doug Tatum.....Executive Director of Digital Media
Justin Macione.....Football Communications Manager
Lindsey Mitchell.....Corporate Communications Manager
Alex Restrepo.....New Media/Social Media Manager
Matt Mendelson.....Football Communications Assistant

STAFFDIRECTORY

Player Development

Fred McAfee.....Director of Player Development
Danny Lawless.....Director of Security

Athletic Training

Scottie Patton.....Head Athletic Trainer
Duane Brooks.....Assistant Athletic Trainer
Kevin Mangum.....Assistant Athletic Trainer
Beau Lowery.....Assistant Athletic Trainer/ Physical Therapist

Video

Dave Desposito.....Video Director
Joe Alley.....Assistant Video Director
Ryan Murphy.....Video Assistant

ADMINISTRATION

Dennis Lauscha.....President
Jeanne Brown.....Executive Assistant to the President

Marketing & Business Development

Ben Hales.....Senior VP of Marketing & Business Development
Ian Tigchelaar.....Senior Director of Business/ Marketing Operations
Stephen Pate.....Director of Champions Square/ Saints Initiatives
Jared Sampson.....Director of Gameday Entertainment and Special Events
Jason Trosclair.....Director of Youth Programs
Elicia Broussard Sheridan.....Director of Community Affairs
Chad Vincent.....Graphic Designer
Justin Matthews.....Operations Manager
Alyssa Walter.....Operations Assistant
Jamie Moore.....Youth Programs Manager

Corporate Partnerships

Jean-Paul Dardenne.....Vice President of Corporate Partnerships
R.J. Mata.....Director of Corporate Partnerships
Chris Cordaro.....Corporate Sales Account Executive
Derek Henderson.....Corporate Sales Account Executive
Keira Durrette.....Corporate Partnerships Service Manager
Elizabeth Tuzzolo.....Corporate Partnership Services Associate
Jenna Romig.....Corporate Partnership Services Associate
Megan Sullivan.....Corporate Partnership Services Associate

Ticket & Suite Sales

Michael Stanfield.....Senior Vice President of Sales
Cindy Hart.....Executive Director of Suite Sales & Services
Justin Varnum.....Director of Ticket Operations
Derrick James.....Box Office Manager
Natasha Moody.....Senior Premium Accounts Service Manager
Joe Chavis.....Customer Service Representative
Katy Neville.....Customer Service Representative
Angel Mata.....Customer Service Representative
Whitney McKeon.....Customer Service Representative – Suite Sales & Service
Michael Lewis.....Ambassador
Charlene Brown.....Receptionist
Amanda Gullette.....Receptionist

Finance & Accounting

Ed Lang.....Senior Vice President/CFO
Charleen Sharpe.....Comptroller
Margaret Lewis.....Assistant Comptroller
Molly Rice.....Staff Accountant/Accounts Payable
Jay Romig.....Administrative Director
John Berfect.....Mail Clerk

Legal

Vicky Neumeyer.....Senior Vice President/General Counsel
Matthew Sharpe.....Workers' Compensation & Compliance Coordinator

Human Resources

Pat McKinney.....Exec. Director of Human Resources
Laura Russett.....Human Resources Manager

Information Technology

Jeff Huffman.....IT Director
Jody Barbier.....Senior Network and Systems Manager

Facilities

Terry Ashburn.....Facilities Manager
Wade Vicknair.....Assistant Facilities Manager
Corey Rogers.....Grounds Superintendent
Ethan Philbert.....Facilities Assistant

CONSULTANTS

Photographer

Michael C. Hebert.....Director of Photography

Medical Staff

Dr. John Amoss.....Team Physician
Dr. Deryk Jones.....Team Orthopedist
Dr. Misty Suri.....Team Orthopedist



OWNERSHIP

OWNERSHIP



Tom BENSON

OWNER/CHAIRMAN OF THE BOARD

Tom Benson's pronouncement upon taking on ownership of the New Orleans Saints that he would one day bring a championship to his hometown came to fruition on February 7, 2010 when his Saints defeated the Indianapolis Colts, 31-17, in Super Bowl XLIV.

The Saints' successful march to the National Football League's Championship level has been the crown jewel of many highlights that the franchise has experienced both on and off the field since 2006. This period, featuring the Super Bowl title, two NFC Championship appearances, three division championships and four playoff berths, combined with a commitment to rebuild and enhance the Gulf South region, has embodied the testament and realization of the principles that Mr. Benson has instilled in the Saints' organization throughout his 28 years of team ownership.

The essential qualities and directives of Mr. Benson's tenure as owner of the Saints have been unadorned – direct all of his efforts and resources towards bringing the fans what have been consistently new levels of success on the football field, all the while supporting his hometown and the entire region by investing in the community. Mr. Benson has understood since purchasing the club in 1985 that the Saints are part of the fabric of the Gulf South: a cornerstone of the region economically and he has made them a leader in charitable causes.

Mr. Benson's tenure of ownership has been a period defined by historic advancements in successes, whether it be measured by victories, playoff appearances, Mercedes-Benz Superdome attendance figures, national television coverage, positive economic impacts both locally and regionally, as well as serving as one of the most philanthropic and charitable citizens in the city's rich and colorful history. He is also the Owner/Chairman of the Board of the National Basketball Association's New Orleans Pelicans.

During his ownership and leadership of the Saints, Mr. Benson has helped drive the evolution of the team's legion of fans support that reached new heights with the Mercedes-Benz Superdome being sold-out on a season ticket basis for every campaign since 2006, with a waiting list of over 73,000 people. By the end of the 2013 season, the consecutive sellout streak will extend to at least 81 games. These supporters turned out in record numbers to welcome the Saints home from their Super Bowl victory for a downtown New Orleans parade that exceeded 800,000 spectators.

OWNERSHIP

While his work within the organization and the Saints' turnaround is well documented, his efforts have also paid dividends for the city and the surrounding area. During his ownership tenure, the city has hosted five Super Bowls, including Super Bowl XLVII, which was played on February 3, 2013, following a vote by NFL owners after Mr. Benson directed a successful campaign during the annual league meetings in May, 2009. He's been the driving force behind each campaign to secure the contest, and made this latest accomplishment his top priority in an effort to present the recovery of New Orleans on an international level. Each Super Bowl has been an economic windfall, the most recent totaling $480 million, not to mention the exposure and charitable contributions the NFL makes during Super Bowl week and that extend for generations.

Mr. Benson has made the objectives of success, support and investment in the region not only his personal direction daily, but the core values of the entire organization. Not surprisingly, success has followed, both on the field and off. When he purchased the team, the Saints entered the most compelling and memorable period in franchise history. Prior to his arrival, the club's fans had never enjoyed a winning record, celebrated a division title or experienced the thrill of playoff victories.

But Mr. Benson's impact was immediate. Two years after assuming the reins of the organization, the Saints hosted their first playoff contest. After multiple winning seasons, playoff berths and division titles since, the franchise has reached new heights, topped by the Super Bowl title.

His dedication to the Gulf South region has been among Mr. Benson's most rewarding endeavors. Since 2005, the New Orleans native has positioned the Saints as a leader in the recovery of the region in the wake of Hurricane Katrina, the worst natural disaster in our nation's history. The club was among the first major businesses to return to New Orleans, and in 2006 had a thrilling season that became an inspiration for a region on the mend. In 2010, through his leadership, the club established the Saints Gulf Coast Renewal Fund, which has raised over $1.5 million through raffles of a Super Bowl XLIV championship ring and Saints and Pelicans gameday experiences to help benefit the response to natural disasters such as the oil spill in the Gulf of Mexico and Hurricane Isaac. Recently, over one million dollars have been distributed to deserving charities, such as the local chapters of the Second Harvest Food Bank and Catholic Charities, to help provide support to those affected. The efforts of the organization have continued to lift the community, with the team serving as an economic engine and a pacesetter in philanthropic contributions.

Under Mr. Benson's guidance, the Saints have been a focal point for healing and restoration – annually putting $15 million in charitable contributions, goods and services back into the Gulf South and Greater New Orleans. He pledged the club's commitment to the region was firm and lasting, with his focus on building a stronger and more unified city. It's a direction that continues to evolve and expand.

OWNERSHIP

Some of Mr. Benson's most ambitious projects to date have occurred in New Orleans' Central Business District, directly adjoining the Mercedes-Benz Superdome, starting with his 2009 purchase of the formerly vacant and blighted Dominion Tower. As part of the agreement, Benson and his family also purchased the unoccupied New Orleans Centre. The two important commercial spaces, which were vacant since Katrina struck the Gulf Coast in 2005, have returned the CBD into a more vibrant and viable sector of New Orleans and revitalized an area that was largely ignored for four years. The newly renovated Benson Tower has served as a boon to this important business corridor, while "Champions Square", which made its debut in 2010 adjacent to the former mall, is continually being developed and enhanced with the ultimate objective of producing a world-class sports and entertainment destination.

Mr. Benson's economic investment plan, which included 2009 agreements on both a private and public level, has revitalized the Mercedes-Benz Superdome area, and the agreement with the state included a dramatic modernization of the stadium which was completed in 2011. Following the debut of the renovations, the Saints, under Mr. Benson's leadership, and Mercedes-Benz USA reached a 10-year agreement to rename the facility the "Mercedes-Benz Superdome." The stadium upgrades and rebranding with his help include a legion of new enhancements that have significantly improved the fan experience for all events at the Mercedes-Benz Superdome and kept the building competitive with new facilities across the country.

Since its opening in 1996, Mr. Benson has strived to keep the club's practice facility in Metairie among the NFL's elite. In 2003, an indoor practice facility and cafeteria were constructed, along with significant upgrades to the team's locker room, training room and weight room. Significant expansions and a remodeling in 2012 and 2013, assured that the facilities would remain at the top level of professional sports teams, while housing the full capabilities of two major league sports clubs.

Mr. Benson's vision of what an NFL club should be off the field – proactive, with a positive impact on the prosperity of the community and the charities that support the less fortunate – has been the determining factor of the Saints' approach.

The Saints' owner has not only reached out by supporting charities, but also by recognizing that the future of the area's economy depends on keeping major businesses and employers in the Gulf South locally-owned. His philosophy is to rebuild the economy by developing the infrastructure of the region from the inside, and Mr. Benson has made two other large investments in the city's future, encouraging a number of other businesses to follow his example.

In 2008, he purchased WVUE, making FOX-8 the only network-affiliated television station in the New Orleans market that is wholly locally owned. After researching the trends of the media industry, Mr. Benson discovered television stations have increasingly become parts of national media conglomerates, and his focus remains on keeping Louisiana businesses owned by those with ties to the state.

BENSON COMMUNITY SERVICE

Tom Benson's greatest impact over the last 28 years has been in the community, and the club's charitable involvement has been among his most rewarding endeavors personally since 1985. He realized immediately the Saints could be more than just a football team to the region, and that the club's players, coaches and staff were pacesetters when it came to volunteerism, involvement, donations and charitable outreach. As a corporate citizen, the Saints annually put millions of dollars back into the community in financial support, in-kind donations, charitable appearances and the donation of goods and services – not to mention the club's critical role in economic impact and development.





Benson and the Saints have been honored repeatedly during his years as Owner for the support and care of charitable and civic causes, including the Volunteers of America selecting him as the winner of the annual Good Samaritan Award in Philanthropy in 2008. In 2010, Benson was awarded Loyola University of New Orleans' highest honor as the recipient of the Integritas Vitae Award, given to an individual who exemplifies a commitment to community service.

Mr. Benson and his family have helped raise over $2.5 million for community causes through the Saints Hurricane Katrina and Gulf Coast Renewal funds. Annually, the club has also partnered with local youth-oriented charities such as the Boys & Girls Clubs, Special Olympics, Boy and Girl Scouts of America and the United Way to reach as many children as possible. And over 45 foundations and agencies receive monetary donations from the Saints each year – organizations as diverse as Make-A-Wish Foundation, the American Heart Association, the United Negro College Fund, Habitat For Humanity, the New Orleans Police and Justice Foundation, the Second Harvest Food Bank and Catholic Charities.

In addition to consistently supporting charities, Mr. Benson has also been a leading advocate for New Orleans and the Gulf South. He lends his support in attracting new events to the city, and the club has worked in conjunction with the Greater New Orleans Sports Foundation and other local entities to bid and receive the 2012 NCAA Men's Final Four Basketball Championship and the 2013 Women's Final Four. Upon the announcement of his purchase of the recently renamed New Orleans Pelicans franchise in the spring of 2012, the city was awarded the 2014 NBA All-Star Game.

New Orleans' leading advocate of the successful bid to host Super Bowl XLVII, which was played in the Mercedes-Benz Superdome on February 3, 2013, Benson remains committed to work on behalf of the city to land future Super Bowls, because of the financial impact and positive global exposure they are able to shed on the city and the state.

OWNERSHIP

In June, 2012, Mr. Benson continued his commitment to the Gulf South by purchasing the NBA Hornets franchise, which was successfully rebranded as the Pelicans. His objectives in ownership of the basketball team are the same as his stewardship of the Saints: to produce a team on-the-court that will compete for championships every year, while making a significant positive impact off-the-court in the community.

Since 2006 – when New Orleans captured the nation's imagination by winning the NFC South and advancing further into the postseason than ever before – the Saints have been symbolic of the region's resolve and grit, though Benson, as usual, chooses to work quietly in the background.

His tenure as owner has been defined by honesty, dedication, loyalty and commitment to the city, region, Saints and the NFL. When Mr. Benson initially became interested in purchasing the club in 1985, he was motivated by the threat of out-of-town investors planning to move the club from New Orleans. He was certainly a fan of the game and the Saints, but the sport had yet to become one of his passions.

As one of the area's top businessmen, Mr. Benson recognized the importance of the team to the region and immediately spearheaded the effort to keep the Saints. But unlike others at the time, it wasn't just an emotional plea. He pooled all of his resources, purchased the club in 1985 and preserved the Saints for the team's legion of fans across the area. And the once-rampant speculation that the club was moving immediately ceased.

While Mr. Benson's initial motivation for purchasing the team was to ensure it did not leave New Orleans, all of the Saints' best seasons have come since his arrival, and his goal remains for the club to rank among the most admired franchises in all of sports, a feat that took a monumental step forward with the Saints' first-ever NFC and NFL championships in 2009 and their continued success. Following the 2009 season, *ESPN The Magazine* ranked the Saints first among professional sports organizations, based on several criteria.

Benson's significant contributions in the sports, business and charitable arenas have been recognized by several honors. Since becoming involved with the Saints, his accomplishments have been recognized through his induction into the Saints Hall of Fame (2012), the Junior Achievement Business Hall of Fame (Greater New Orleans chapter – 2013), the San Antonio Business Hall of Fame (2011) and the Texas Business Hall of Fame (2007). In August of 2010, he served as the presenter for Rickey Jackson's induction into the Pro Football Hall of Fame.

So perhaps the Saints' successes in the years since were to be expected. Football was a new business for Mr. Benson when he arrived on the scene, but he was a quick learner and followed his lifelong professional philosophy of finding the right people and giving them the freedom to handle their responsibilities.

Mr. Benson also immediately emerged as one of the most trusted and valued fig-

ures in the league. He has played a key role in many capacities, including serving three stints as Chairman of the Finance Committee, one of the league's most difficult, time-consuming and influential positions, his most recent term ending in 2013. The assignment is evidence of the respect and esteem in which successive NFL commissioners and his fellow NFL owners hold him.

Community involvement has been the hallmark of the Benson era since he became the owner of the team, and because of those efforts the World Sports Humanitarian Hall of Fame has twice recognized the club as one of the five most charitable professional organizations. Benson was selected by the Volunteers of America as the winner of its annual Good Samaritan Award in Philanthropy in recognition of his work in the wake of Hurricane Katrina. In 2010, he was honored by Loyola University with the school's Integritas Vitae Award, the New Orleans school's highest honor. The award is annually presented to an individual who exemplifies the qualities Loyola seeks to instill in its students. The recipient is chosen for displaying high moral character and selfless service, without expectation of material reward or public recognition, and adhering to the principles of honesty, integrity, justice and the preservation of human dignity. In addition, Mr. Benson was honored by the New Orleans chapter of CRIMESTOPPERS with the James J. Coleman Corporate Partner Award for his continued support of the national non-profit organization that works with law enforcement agencies in their work to identify and apprehend criminals.

For his humanitarian and philanthropic endeavors that have positively affected the lives of so many individuals and groups, Mr. Benson was honored in 2012 by the Catholic Church with an Oblate Doctor of Human Letters (to a person who has achieved the human purpose for which Divine Providence Placed Him on Earth) certificate that honors his "realities of the most noble of human endeavors, weighted by criteria arising from the deepest human values." The certificate also honors "excellence in the area of life where excellence makes the most difference," and further cites his "attributes and accomplishments that come closest to what God would be interested in honoring." In 2012, Mr. Benson and his wife, the former Gayle Marie LaJaunie, a fellow native of New Orleans, received from Pope Benedict XVI the Pro Ecclesia et Pontifice award – for outstanding service to the Church and the Pontiff, the highest Papal award granted to a lay person.

Mr. and Mrs. Benson are also personally involved in several charitable endeavors, including supporting local and regional causes. Mr. and Mrs. Benson have also funded the building of a football stadium located on the University of Incarnate Word Campus, known as Gayle and Tom Benson Field. The school's team took to the field for the first time in 2009 and will continue to grow and build their foundation with Benson's unwavering support. In addition, the Benson family also established an endowment fund at Central Catholic High School in San Antonio that is dedicated to the memory of the late Robert Carter Benson, who graduated from the school in 1962. Tom Benson also donated the Benson Memorial Library at Central Catholic. In 2012, Mr. and Mrs. Benson established the Brother Nicholas, S.C. Building Endowment to support Brother Martin High School (formerly St. Aloysius, from where he graduated). In 1986,

OWNERSHIP

his alma mater honored Mr. Benson as their Alumnus of the Year. Educated at Loyola University New Orleans, Mr. Benson has made a pledge for the construction of a new Jesuit Center in 2010, contributed to the creation of the Jesuit Social Research Institute in 2008 and helped fund the first phase of construction of a chemistry wing in 1999. In recognition of their longstanding support of Catholic education, Mr. and Mrs. Benson received the St. Elizabeth Ann Seton Award from the National Catholic Educational Association in 2010. In March, 2012 they were inducted by Tulane University into the Paul Tulane Society, recognizing their significant generosity to the school. In supporting the school's construction of an on-campus stadium, the Green Wave will start playing on "Benson Field" in 2014.

A cancer survivor, Mr. Benson has also worked closely with the Ochsner Foundation Hospital in New Orleans with the Establishment of the Tom and Gayle Benson Cancer Center, a $20-million treatment complex.

In 1945, Mr. Benson served in the Navy aboard the U.S.S. South Dakota and has remained particularly close to this branch of the armed forces. He is the only enlisted man to serve on the Board of Trustees of the Pensacola Naval Museum and has been honored with an award from the crew of the submarine U.S.S. Louisiana. In 2007, Mr. Benson was honored by the U.S. Navy Memorial with the Lone Sailor Award, presented to those who exemplify the core values of honor, courage and commitment. In 2009, Benson was presented with U.S. Army's Army Strong Award in recognition for his position in the community while demonstrating leadership and Army Values on a daily basis.

A leading advocate for the National World War II Memorial in Washington D.C., Mr. Benson was also a major contributor and past director of The National D-Day Museum in New Orleans, with his pledges helping fund the Pacific Exhibit Grand Opening and the Midway Theater. In 2011, he was among five NFL owners honored with an American Spirit Award by the museum for service in the war.







BENSON MILESTONES

1985
Ownership of club officially transferred to Tom Benson on May 31 and he becomes managing general partner of the Saints.

1986
The Benson influence begins as the owner puts his management team in charge of the franchise, hiring Jim Finks as president/general manager and Jim Mora as head coach.

1987
The Saints post a franchise-best 12-3 record—including victories in the final nine contests—and make the playoffs for the first time.

1988
The Saints finish 10-6, posting a double-digit victory total again and achieving consecutive winning seasons for the first time.

1989
Mr. Benson appointed Chairman of the league's most influential group, the NFL Finance Committee, a position he kept for three separate stints, before most recently stepping down in 2013.

1990
After winning six of their last nine games, the Saints earn their second playoff appearance by finishing second in the NFC West.

1991
New Orleans clinched its first division championship with an 11-5 record and capture the NFC West.

1992
The Saints post a 12-4 record and host a playoff game for the second-straight year. Mr. Benson assumes sole ownership of the club.

1993
The Saints finish second in the NFC West, with the club recording its seventh-straight non-losing season.

1996
Marking a first for the organization, the coaches, players and staff are housed under one roof with the opening of the team's state-of-the-art facility in Metairie.

2000
New Orleans wins the NFC West with a 10-6 record. The Saints win their first playoff game, a 31-28 thriller over St. Louis in the Superdome.

OWNERSHIP
BENSON MILESTONES, cont.

2002
The city hosts its fourth Super Bowl during Mr. Benson's tenure as owner. Mr. Benson promotes Mickey Loomis to general manager of football operations.

2003
Mr. Benson again appointed Chairman of the Finance Committee; Construction of new indoor practice facility and other improvements are finished before training camp, as the club holds camp in Metairie for the first time in franchise history.

2005
After Hurricane Katrina ravaged the Gulf South on the verge of the NFL's opening weekend, Benson was forced to move the club's entire operation. Under his leadership, the Saints were able to continue the season, including holding four games in Baton Rouge. The club established the Hurricane Katrina Relief Fund, raising over $1 million.

2006
The team returns to Louisiana, with Mr. Benson positioning the club as an emblem of the state's resolve and determination in rebuilding. The Saints—selling out on a season-ticket basis for the first time—win the NFC South title under the guidance of new head coach Sean Payton and the spark of free agent acquisition Drew Brees, finishing at 10-6. The victory total included a memorable, 23-3 win over Atlanta in the reopening of the Superdome. The team advanced to the NFC Championship for the first time in franchise history. Payton and Loomis were consensus choices for the NFL Coach of the Year and NFL Executive of the Year awards respectively.

2008
Mr. Benson purchases WVUE, making FOX-8 the only network-affiliated television station in the New Orleans market that is wholly locally owned. The Saints defeat the San Diego Chargers at London's Wembley Stadium, playing in their first regular season game outside the United States.



2009
In what Mr. Benson considers part of his legacy in Louisiana, the New Orleans native reaches an agreement with the state through 2025 that will create a new Sports Development District downtown, including a completely renovated Mercedes-Benz Superdome. The Benson family purchased and redeveloped two properties—each adjacent to the Superdome—an economic windfall for the region without any new taxes.

New Orleans is selected by the NFL to host Super Bowl XLVII, to be played on February 3, 2013, with Mr. Benson serving as the city's leading advocate in the campaign. It is the fifth time

New Orleans will host the Super Bowl since he's owned the club.

On the field, the Saints enjoy their most successful season in franchise history. New Orleans sets a club record for victories with a 13-3 regular season, capturing the NFC South title. The Saints then hosted the NFC Championship game for the first time and advance to their first Super Bowl with a 31-28 overtime victory over the Minnesota Vikings on January 24, 2010. New Orleans then defeated the Indianapolis Colts, 31-17, on February 7, 2010, in Super Bowl XLIV at Sun Life Stadium in South Florida to give the Saints their first-ever NFL title.

2010

Sparked by a six game winning streak, the Saints finish 11-5 and qualify for the playoffs, making back-to-back postseason appearances for the first time since 1992.

2011

The club's completely renovated stadium makes its debut as the Mercedes-Benz Superdome, following a 10-year naming rights and sponsorship agreement with the automaker. The Saints enjoy an eight-game winning streak to end the regular season and finish 13-3, capturing their second NFC South title in three seasons. The team sets the NFL single-season record for total net yardage, while Brees and RB Darren Sproles set the NFL's single-season passing yardage and all-purpose yardage records.

2012

Continuing his longstanding commitment to the Gulf South region and the City of New Orleans, Mr. Benson agrees to purchase the National Basketball Association's New Orleans Pelicans. The Saints practice facility undergoes a multimillion dollar renovation and expansion, which will house both the NFL and NBA clubs under one roof. Brees sets an NFL record that stood since 1960, as he threw a touchdown pass in 54 consecutive games.

2013

The city of New Orleans hosts Super Bowl XLVII on February 3, the 10th time the Crescent City has hosted the league's championship game (tied for first with South Florida) and the fifth time during Mr. Benson's ownership tenure.





OWNERSHIP



Rita Benson LeBLANC

OWNER/VICE CHAIRMAN OF THE BOARD

As Owner/Vice Chairman of the Board of the New Orleans Saints and Pelicans, Rita Benson LeBlanc has served as a catalyst for New Orleans distinguishing itself as one of the most unique host cities in the world for major events.

LeBlanc is the teams' representative for the NFL and NBA Ownership meetings and has represented the Saints since 1997 at NFL Ownership meetings, where she chairs the Employee Benefits committee and serves on the International Owner committee. LeBlanc's concentration is focused on the overall brand, financial and civic impact of the Saints and Pelicans in New Orleans, regionally and on an international level. Through relationships and collaborations with community partners, LeBlanc has led the organizations as host of multiple Super Bowl games, as well as in landing the 2014 NBA All-Star Weekend.

As a member of Super Bowl XLVII's New Orleans Host Committee, LeBlanc worked closely with the Greater New Orleans Sports Foundation to execute the week's festivities. Super Bowl XLVII produced a $480 million net impact for the region as it welcomed over 100,000 football fans and a record-breaking 5,200 media professionals to the city. Throughout the weekend, LeBlanc and Saints players participated in over 30 community service events, including the NFL's Super Saturday of Service, NFL Play 60 events and green initiatives highlighted by the planting of 7,000 trees around the city.

In addition to taking an active leadership role in New Orleans' opportunities as a host city, LeBlanc has also worked to recruit new businesses and expand economic development by serving on the boards of the Business Council of New Orleans and the River Region, Greater New Orleans Inc. and the New Orleans Business Alliance. She previously served on New Orleans Mayor Mitch Landrieu's Economic Development Task Force. LeBlanc is actively involved in hosting site selection groups to explore growth in the greater New Orleans region and the state of Louisiana to promote multi-sector growth to the overall state economy.

Upon purchasing the city's NBA franchise, LeBlanc played a key role in the development of the new brand identity, logos and color scheme for the re-named New Orleans Pelicans. The Pelican is more than a nickname for the franchise, as it represents the culture and resolve of the Gulf Coast region while also symbolizing Louisiana's most pressing initiative of coastal restoration and wildlife conservation.

OWNERSHIP

After overseeing the Saints' sales and marketing efforts, community affairs, youth programs initiatives, game day entertainment and stadium operations for seven years, in 2012, LeBlanc's duties expanded to include management for Zelia LLC, which includes properties such as Benson Tower, Champions Square and various interests. She also works with her mother and brother overseeing other ventures in automotive, real estate, banking and multi-media platforms, including FOX 8 (WVUE). LeBlanc led the renovation of Benson Tower, a 26-story building with over 480,000 square feet of office space, with the vision of utilizing energy-efficient and environmentally-friendly materials. Following completion, the property became the first high-rise building in New Orleans to be awarded LEED (Leadership in Energy and Environmental Design) status.

In 2009, the Benson family displayed their unwavering commitment to the future success of the franchise and region through a partnership with the State of Louisiana that continued the club's commitment to the state through 2025. As a result of the agreement, the Mercedes-Benz Superdome underwent extensive renovations and upgrades to make it a world-class facility for Saints fans and visitors. Following the debut of the renovations in 2011, the club reached a ten-year agreement with Mercedes-Benz USA to rename the facility the Mercedes-Benz Superdome. The team's renovated stadium, combined with its recently renovated and expanded team headquarters in Metairie, are both among the finest facilities in professional sports.

Further leading the rejuvenation of the city's Poydras Corridor and CBD is the redevelopment of a former mall into Champions Square, a unique sports and entertainment complex adjacent to the Mercedes-Benz Superdome. Champions Square, a partnership between the State of Louisiana and Zelia LLC, has been instrumental in helping secure premier sporting events for New Orleans since its debut. LeBlanc also serves on the Board of Directors for the Louisiana Media Company, which includes WVUE FOX-8, the only locally-owned television station in New Orleans. In addition, she was recently appointed to serve on the board of directors for the Louisiana Film and Entertainment Association, an organization that was created to promote and protect the entertainment industry in the State of Louisiana.

LeBlanc has been a driving force behind the club's success, both on and off the field. In 2006, the team achieved its first full season ticket sellout prior to the start of the season. Since then, all 71 games played at the Mercedes-Benz Superdome have been filled on a season ticket basis. This success, fueled by innovative restructuring of ticket prices and categories, has resulted in a season ticket waiting list of over 73,000 fans. In addition, every luxury suite has been leased since 2008 while Saints merchandise has consistently been one of the top selling lines in the NFL. On the field, the Saints have compiled a 74-46 overall record since 2006, appeared in the playoffs four times and won Super Bowl XLIV.

Her leadership role with the franchise and in the local community has been evident, as she's played a critical role in helping build the Saints into a championship franchise and one that was voted by *ESPN The Magazine* in 2010 as "the best organization in professional sports."

OWNERSHIP

LeBlanc has also been recognized for her standing in the sports industry by *Street and Smith's Sports Business Journal*'s "40 Under 40" three times (2007, 2008 and 2011), honoring the 40 most influential sports executives under the age of 40, recently being named to the "40 Under 40" Hall of Fame. In 2008, she was honored for her leadership of the Saints during and after Katrina and the organization's rise to national and international prominence as one of three selected by vote for *W.I.S.E*'s (Women in Sports and Events) "Women of the Year" and also was awarded the inaugural "Changing Louisiana Award" by then-Louisiana Lt. Governor Mitch Landrieu for her volunteerism and social entrepreneurship on behalf of the state.

Fostering the rejuvenated spirit of the city of New Orleans and the Gulf Coast region, LeBlanc implements collaboration not only on the Saints' and Pelicans' behalf but also on a multitude of civic, cultural and philanthropic levels through her passion for the city she calls home. She was a key figure behind an initiative in 2010, in which the club raffled off a Super Bowl XLIV ring to raise over $1.5 million, which was distributed to those most affected by the Gulf of Mexico oil spill. Following Hurricane Isaac in September of 2012, LeBlanc led both organizations in fundraising $25,000 each to local chapters of the Second Harvest Food Bank and Catholic Charities.

LeBlanc oversees more than $7 million in annual charitable contributions, goods and services donated by the Saints to serve New Orleans and the entire region. Serving the needs of a community devastated by Hurricane Katrina has been a priority. In the immediate days following the storm, LeBlanc helped establish the Saints Hurricane Katrina Relief Fund, which raised over $1 million to assist the citizens of the Gulf South. Over 5,000 charities, schools, churches, foundations and festivals receive in-kind donations from the club annually.

Another longstanding part of the club's community initiatives has been with one of the NFL's most comprehensive commitments to youth football. LeBlanc's close working relationship with the league office has proved to be beneficial in securing league grants and programs that benefit Gulf South youth and charitable initiatives. Since 2006, the Saints have distributed over $2 million to high school and youth football organizations.

A graduate of Texas A&M University with a B.S. in Agribusiness, LeBlanc also received a certificate in International Business from the Lowry Mays School of Business. She attended Stanford University's Executive Education Graduate School of Business in 2004 as part of the NFL's Managers Program's inaugural class, and in 2013, earned a certificate in the Global Business of Sports from Georgetown University's McDonough School of Business.

In her spare time, LeBlanc has displayed her adventurous spirit by recently rappelling down the 26-story Benson Tower for the Special Olympics.

BOARD OF DIRECTORS



TOM BENSON

Mr. Benson is the Chairman of the Saints Board of Directors that includes:



RITA BENSON LEBLANC

LeBlanc is the Owner/Vice Chairman of the Saints Board of Directors, where in addition to her duties with the team, she also holds management responsibilities for Zelia LLC, which includes properties such as Benson Tower and Champions Square, as well as representing the Benson family's various interests in automotive, real estate, banking and multi-media platforms including FOX 8 (WVUE). She also represents the club at NFL Ownership Meetings and has made the rebuilding of the Gulf South following several natural disasters a priority of the organization.



RENEE BENSON

Renee Benson is the Owner/President of Renson Enterprises, LLC., and a member of the Board of Directors of the Lone Star Capital Bank, NA, both located in San Antonio, Texas. She is also the Owner/President of Uptown Blanco Arts & Entertainment, LLC, located in the heart of downtown Blanco, Texas. Benson is active in numerous philanthropic and professional organizations.



RYAN LEBLANC

Ryan LeBlanc is responsible for overseeing Benson Farm and Ranch in Johnson City, Texas, a position he has held since 2002. He has been affiliated with the Benson automotive dealerships and currently monitors the general Texas operations. LeBlanc has served on the Board of Directors of Lone Star Capital Bank since 2007. He has been a member of the New Orleans Saints Board of Directors since 2006.



DENNIS LAUSCHA

Lauscha was named team President in 2012 and oversees the club's financial operations and government affairs as well as its marketing, ticket and suite sales, legal, stadium, community affairs, human resources, information technology and facilities departments. He's also one of the club's representatives at NFL Ownership meetings. Entering his 16th year with the club, Lauscha has held several positions with the team during his tenure, most recently as Executive Vice President/CFO. Lauscha had a key role in negotiations for the 2009 agreement with the state that included a 15-year extension of the club's lease with the Mercedes-Benz Superdome and the Benson family pur-

OWNERSHIP

BOARD OF DIRECTORS

chasing and restoring two properties adjacent to the stadium. He also serves as team President of the National Basketball Association's New Orleans Pelicans, for which he served as the lead negotiator for Mr. Benson's purchase in 2012.



MICKEY LOOMIS

Loomis has been with the Saints since 2000 and was promoted to General Manager in 2002. He took on the additional title of Executive Vice President later that year and is responsible for the club's entire football operations. Loomis was a near-unanimous selection as the 2006 NFL Executive of the Year. He also oversees the basketball operations of the National Basketball Association's New Orleans Pelicans.



TOM RODDY

Born in Houma, La., Roddy has a long association with Mr. Benson in both the banking and automotive businesses. He has overseen the day-to-day operations of Benson Management Company as well as Benson Financial Corp. Roddy has also been a member of the Owner's search teams for key hires by the club in the past. Currently, he is the CEO of Renson Enterprises, LLC.



STANLEY ROSENBERG

One of Tom Benson's most trusted advisers, Rosenberg has been an associate of the Owner's for over 40 years. In addition to his role as Mr. Benson's attorney, Rosenberg has assisted in representing the club in negotiations with the state and has offered experienced counsel in the selection of the Saints' key hires since 1985. Rosenberg played a key role in the Saints' 2009 long-term partnership with the state that includes Mr. Benson and his family purchasing the former New Orleans Centre, which has been converted into Champions Square, the renamed Benson Tower office building and a dramatic modernization of the Mercedes-Benz Superdome.

EXECUTIVESTAFF



JENNIE GUARISCO
Executive Assistant to the Owner/ Chairman of the Board



MELISSA MANWARING
Administrative Assistant to the Owner/Chairman of the Board



RODNEY HENRY
Personal Assistant to the Owner/ Chairman of the Board



Dennis LAUSCHA

PRESIDENT

Dennis Lauscha, who was named President of the New Orleans Saints in 2012, oversees the club's financial operations and government affairs as well as its marketing, ticket and suite sales, legal, stadium, community affairs, human resources, information technology and facilities departments. He's also one of the club's representatives at NFL Owner's Meetings. Lauscha was also named President of the National Basketball Association's New Orleans Pelicans in June, 2012, after serving as the lead negotiator for Owner/Chairman of the Board Tom Benson's purchase of the team.

Entering his 16th season with the Saints, Lauscha has held several positions and responsibilities with the team, most recently as executive vice president/chief financial officer from 2009-12. In addition to his duties with the Saints and Pelicans, the New Orleans native maintains multiple roles within other holdings of Benson, maintaining a role in the management of New Orleans FOX affiliate WVUE-TV, and Zelia, LLC.

Lauscha was promoted to executive vice president in May, 2009, after serving as senior vice president from 2006-09, and first being named a vice president after joining the Saints as chief financial officer in 1998. He's a key member of the team that actively pursues future Super Bowls for the City of New Orleans – and was instrumental in landing Super Bowl XLVII, which was played on February 3, 2013 at the Mercedes-Benz Superdome.

Lauscha was part of the Saints' contingent that negotiated the agreement with Louisiana Governor Bobby Jindal on a partnership that continues the club's commitment to the state through 2025. The deal included the Benson family purchasing and redeveloping the former New Orleans Centre, which has been transformed into Champions Square, and Benson Tower property adjacent to the Mercedes-Benz Superdome. As a result of the agreement, the Mercedes-Benz Superdome underwent extensive renovations and improvements that have transformed the iconic home of the Saints into one of the most advanced stadiums in the country.

The innovative agreement has dramatically modernized the team's playing facility, revitalized the area around the stadium and has generated revenue for the state without any new taxes for citizens. In 2011, Lauscha also played a key role in finalizing a ground-breaking 10-year stadium naming rights and sponsorship agreement with Mercedes-Benz.

In 2008, he was also a primary member of the negotiating team during the pur-

OWNERSHIP

chase of WVUE, and has since helped steward the station's growth in the New Orleans market.

Lauscha was instrumental in the 2003 expansion of the Saints training facility and over the past two years, he has overseen an extensive renovation and expansion of the club's main facility and administrative offices for both the Saints and Pelicans, while directing the construction of a practice facility for the basketball team. In September 2013, both clubs will be housed to full capabilities on the same site, featuring some of the top facilities in professional sports.

Lauscha has been involved with numerous league-wide initiatives, including an NFL working committee for league financial reporting and a working committee for disaster preparedness. He has also completed the NFL Managers Program at Stanford University's Executive Education Graduate School of Business.

Active throughout the community, Lauscha currently serves as Chairman of the Visiting Committee of the Loyola University School of Business, as a member the NBA's Team Advisory Council of Presidents, the NBA All-Star Game Host Committee, Stuart Hall School Board of Trustees and on the Louisiana Museum Foundation Board. Lauscha has completed terms as board president of the Preservation Resource Center, president of the regional chapter of the Boy Scouts of America and as a member of New Orleans Mayor Mitch Landrieu's Blight Transition New Orleans Task Force and of the Super Bowl XLVII Host Committee.

His dealings with the Saints, state officials and local organizations have provided an opportunity for community involvement. His professional and charitable work was recognized by *New Orleans CityBusiness* when Lauscha was selected as one of the 40 Most Influential Members of the Community. The honor is bestowed on those who are laying the groundwork for a better city. In 2010, he was named the Alumnus of the Year by Loyola University of New Orleans' College of Business and also was named to the 2010 Class of Role Models by the Young Leadership Council, recognizing his commitment and contributions to the enhancement of the community.



After graduating from Jesuit High School, Lauscha graduated from the University of Alabama with a bachelor's degree in business. He has also received a master's of business administration from Loyola University in New Orleans and is a licensed Certified Public Accountant. Prior to joining the Saints, Lauscha worked as the club's auditor for four years while working for a national accounting firm.


MOTOROLA
NEW ORLEANS SAINTS
EQUIPMENT
MOTOROLA
Telex
RadioCom

FOOTBALL

EXEC. VP/GENERAL MANAGER



Mickey LOOMIS

EXECUTIVE VICE PRESIDENT/ GENERAL MANAGER

Responsible for the club's entire football operations, Executive Vice President/General Manager Mickey Loomis enters his 12th season in his current position and 14th with the Saints. He is a veteran of nearly 30 years in the NFL and during his time in New Orleans has been honored with the most prestigious awards presented to a league executive. Yet the most satisfying achievement of Loomis' career has come in helping mold a roster that has produced many of the franchise's finest moments over the last seven seasons, including the Super Bowl XLIV championship.

Loomis was promoted to general manager in 2002 and earned the additional title of executive vice president later that year. The departments under his direction include coaching, player personnel and scouting, salary cap management, contract negotiations, athletic training, equipment, video and communications. Loomis also oversees the basketball operations of the New Orleans Pelicans.

In 2006 – after being the key figure in the hiring of Sean Payton, the signing of Drew Brees and essentially rebuilding a team that would advance to the NFC Championship – Loomis was voted the NFL Executive of the Year by *Pro Football Weekly*/Pro Football Writers of America. He was also honored by *The Sporting News* as the George Young Executive of the Year, an award voted on annually by NFL front-office executives and owners.

Loomis has continued to build on the success of 2006, highlighted by four postseason appearances, three division titles and the Super Bowl victory. Over the past seven years, he has brought aboard a collection of players who have played a key role in New Orleans posting a 74-46 overall record through a combination of the draft, free agency and trades. He's also presided over the club's ability to retain their core players, re-signing several significant contributors to long-term contracts.

While his responsibilities have grown during his tenure with the Saints, Loomis has been a key figure in the highest management circle of the organization since arriving in 2000. Loomis joined the club as director of football administration, a post he held until 2002, handling contract negotiations, managing the salary cap and coordinating different areas of the football operations.

In 2005, Loomis helped steer the club through unprecedented challenges for an NFL team. He calmly guided the staff and players through a sudden evacuation

from New Orleans in the wake of Hurricane Katrina, in addition to several moves of the club's base of operations.

Since 2003, Loomis has overseen two extensive renovations of Saints headquarters that have added an indoor practice facility, new weight room and cafeteria and completely renovated coaches and player personnel offices, meeting rooms and locker rooms, giving the club one of the NFL's top training complexes.

Prior to arriving in New Orleans, Loomis spent 15 years with the Seattle Seahawks, including as executive vice president from 1992-98. He joined the Seahawks in October, 1983, was promoted to vice president/finance in 1990 and to executive vice president in 1992.

A native of Eugene, Ore., Loomis has a degree in accounting from the University of Oregon and a master's degree in sports administration from Wichita State University.



HEADCOACH



Sean PAYTON
HEAD COACH

Since he was hired as head coach of the New Orleans Saints in 2006, Sean Payton has established himself as one of the most successful coaches in the NFL. Since coming to New Orleans, Payton has led the Saints to four playoff berths, three NFC South division titles and the franchise's first World Championship with a 31-17 win over the Indianapolis Colts in Super Bowl XLIV.

Payton has a 67-37 overall record (.644), including a 5-3 postseason mark (.625) after the franchise had won only one playoff game prior to his arrival. Throughout his tenure, Payton holds the franchise's top winning percentage (.644) for a head coach and ranks sixth among current NFL head coaches (min. 50 games). The 2009-11 seasons under Payton marked the most successful stretch in team history as New Orleans posted a 41-14 mark (.759) including the postseason, the most victories in the NFL.

Payton is one of just seven active coaches to lead a team to a Super Bowl victory. The others are New England's Bill Belichick, the New York Giants' Tom Coughlin, Baltimore's John Harbaugh, Green Bay's Mike McCarthy, Washington's Mike Shanahan (while in Denver) and Pittsburgh's Mike Tomlin.

Payton's presided over the NFL's most prolific offense, leading the league in net yards per game in 2006, 2008, 2009 and 2011 and finishing first in scoring in 2008 and 2009. These are the only four times the Saints have led the NFL in offense. In franchise history, the Saints have scored at least 45 points on 15 separate occasions with 11 of these outputs occurring under Payton's watch. He has also sent a total of 26 selections to the Pro Bowl and earned the honor of coaching the NFC squad following the 2006 season.

In 2011, the Saints went to the playoffs for the third consecutive season and captured their third NFC South title with a 13-3 record, tying a club record for regu-

PAYTON'S HEAD COACHING CAREER

Year	Team	W	L	T	PCT.	Playoffs
2006	NO	10	6	0	.625	1-1
2007	NO	7	9	0	.438	
2008	NO	8	8	0	.500	
2009	NO	13	3	0	.813	3-0
2010	NO	11	5	0	.688	0-1
2011	NO	13	3	0	.813	1-1
TOTALS		62	34	0	.646	5-3

lar season victories originally set in 2009. It was the first time that the club has had at least 11 wins in three straight campaigns. Taking advantage of the Mercedes-Benz Superdome's environment, the Saints posted an undefeated 8-0 record at their home stadium for the first time. With five road victories, the Saints also enjoyed a first in posting winning records at visiting stadiums in three consecutive seasons. In fact, three of the top six road campaigns in team history (7-1 in 2009, 6-2 in both 2006 and 2010) have come under Payton since 2006. His regular season road winning percentage (30-18, .625) is tops in club history.

Payton oversaw a record-setting year on offense for the Saints in 2011, as New Orleans set an NFL single-season mark with 7,474 net yards while also leading the league in scoring with a club-best 547 points, then the fourth-highest total all-time. Quarterback Drew Brees set NFL single-season records for passing yardage (5,476), completions (468) and completion percentage (71.2%). In addition to the net yardage record, the team set NFL records for net passing yardage (5,347),

PAYTON BY THE NUMBERS



A look at the single-season team records set since the start of the 2006 season:

Most Points: 547 – 2011
Most Touchdowns: 66 – 2009
Most Touchdowns Passing: 46 – 2011
Longest Winning Streak: 13 – 2009
Most First Downs: 416 – 2011
Most First Downs Passing: 280 – 2011 NFL Record
Third Down Conversion Rate: 56.7 – 2011 NFL Record
Third Down Conversions: 118 – 2011
Most Net Yards: 7,474 – 2011 NFL Record
Highest Avg. Per Offensive Play: 6.7 – 2011
Highest Rushing Avg.: 4.9 – 2011
Most Net Passing Yards: 5,347 – 2011 NFL Record
Most Pass Attempts: 671 – 2012
Most Pass Completions: 472 – 2011 NFL Record
Highest Completion Percentage: 71.3 – 2011 NFL Record
Fewest Sacks Allowed: 13 – 2008
Fewest Turnovers Committed: 19 – 2011
Fewest Fumbles: 6 – 2011 NFL Record
Most Interception Return Yardage: 652 - 2009
Most Interception Returns For Touchdowns: 5 – 2009 (tied, 1998)
Most Punt Returns For Touchdowns: 3 – 2008
Gross Punting Average: 50.1 – 2012
Net Punting Average: 43.2 – 2012

PLAY IT FORWARD

Head Coach Sean Payton launched the Play It Forward Foundation in 2008 to raise funds and awareness to help families in need in the areas of health, education and social welfare. Since then, it has also served as a catalyst for various nonprofit organizations to improve the quality of life for local families in need, as well as support disadvantaged and disabled individuals through educational-based initiatives, increased and improved healthcare support systems, and social welfare through research, education and professional services.

In 2008 and 2010, the foundation held Black & Gold Gala fundraisers at the Mercedes-Benz Superdome. Legendary entertainers such as Irma Thomas, Jimmy Buffett and Sammy Kershaw have lent their support, serving as honorary chairs. Benefactors of these events have included Brad Pitt's Make It Right NOLA, Blaine Kern's First Responder's Fund, the Dr. Phil Foundation, Feed the Children and Baskets of Hope. The multiple approach has advanced the mission of enriching lives and strengthening the New Orleans community and Gulf South. In 2011, the foundation hosted a fundraiser in Lafayette, partnering with Feed the Children and Protect Our Coastline. Overall, more than two million dollars have been raised through these events to deserving local causes.

In May, 2009, the foundation hosted its inaugural golf tournament—the Celebrity Kid's Classic—which raised thousands of dollars to benefit children's charities throughout Greater New Orleans.

completions (472), completion percentage (71.3%), first downs (416), third down conversion rate (56.7%) and fewest fumbles (6). A reconfigured offensive line with three new starters surrendered only 24 sacks, tied for the second-lowest total in the league. Five players (Brees, tackle Jermon Bushrod, guard Jahri Evans, tight end Jimmy Graham and guard Carl Nicks) represented the team at the Pro Bowl.

In 2010, Payton led the Saints to their second straight postseason appearance, and third in five seasons, with an 11-5 record. New Orleans converted an NFL-best 48.8% of their third down attempts and ranked sixth in the NFL in total yards (372.5 ypg.). In addition, the team finished third in passing (277.6 ypg.). The Saints finished fifth in the NFL with 351 first downs, the third-highest total in club history. New Orleans' offensive line gave up only 26 sacks, which was the NFL's fifth-lowest total. Five Saints (Brees, Evans, safety Roman Harper, Nicks and linebacker Jonathan Vilma) were Pro Bowl selections.

Defensively, the team took a big step forward, making the jump from the 25th ranked total defense in 2009 to fourth overall (306.3 ypg.) in 2010. It marked the first time since 1997 that they ranked among the league's top five. Most significant was a jump in pass defense, moving from 26th (235.6 ypg.) in 2009 to fourth (193.9 ypg.) in 2010. The club moved up from 20th to seventh (19.2 ppg.)

in opponent points per game. The defense also significantly improved their opponent third down conversion ranking from 14th (38.0%) to fifth (34.5%).

In 2009, en route to the Super Bowl XLIV title, Payton guided the Saints to the team's second NFC South title in four seasons with a 13-3 record. Along the way the Saints set a franchise-record for most regular season wins in a season (13). Their 16 overall victories were the most for a club in the history of the franchise. The Saints also posted the franchise's longest winning streak and best start when they won their first 13 contests. Payton once again was named as the top head coach in the NFL by numerous media outlets and recognized football chapters.

The Saints finished as the NFL's top-ranked offense (sixth in rushing and fourth in passing) for the second straight year. An opportunistic defense recorded 26 interceptions with an NFL-leading five returned for touchdowns. New Orleans also ranked second in the league in opponent red zone touchdown percentage (39.3%). The Saints set what were then team records in scoring (510) and touchdowns (64) under Payton's watch and battled through the postseason with victories over Arizona (NFC Divisional Playoff) and Minnesota (NFC Championship) en route to Super Bowl XLIV. A club-record seven players were named to the Pro Bowl – Brees, Evans, center Jonathan Goodwin, Harper, safety Darren Sharper, tackle Jon Stinchcomb and Vilma.

In 2008, the Saints ranked first overall in the NFL in offense and set what were then team records for total yards (6,571), net passing yards (4,977) and first downs (354), also tying what was then a team record for single-game scoring in a 51-29 win over Green Bay.

In 2007, the Saints endured injuries and a slow start, but put together a four-game winning streak to get back into playoff contention. New Orleans finished fourth in the NFL in total offense while also holding nine opponents to 17 points or less.

Payton scrapped the traditional timetable for rebuilding an NFL club in 2006. In his opening season as a head coach, the Saints jumped out to a 3-0 record—a first in team history, equaling the team's win total from the previous year—and clinched the NFC South title before the regular season finale. New Orleans led the NFL in total offense, went to the postseason for the first time since 2000 and advanced to the NFC Championship for the first time. When the 2006 season came to a close, Payton was voted the Coach of the Year by the *Associated Press*, *Pro Football Weekly*/Pro Football Writers of America, *The Sporting News* and the Maxwell Club. He and his staff coached the NFC squad in the Pro Bowl.

Payton was hired as the 14th head coach in Saints history on Jan. 18, 2006 after serving as a member of the Dallas Cowboys coaching staff from 2003-05 under 2013 Pro Football Hall of Fame inductee Bill Parcells. Prior to his final season with the Cowboys, Payton was promoted to assistant head coach/passing game coordinator and was responsible for the team's play-calling after serving as assistant head coach/quarterbacks from 2003-04. In 2005, the Cowboys tied for second in the NFC with 318 first downs. When he arrived, Dallas had ranked 31st in passing the previous year but immediately improved to 17th.

HEADCOACH

PAYTON'S PLACE

PAYTON'S PLACE AMONG SAINTS HEAD COACHES

Payton has the highest winning percentage among the 16 head coaches in Saints history and is ranked second in club history in career wins:

Coach	Years	Reg. Season	Playoffs	Overall	Pct.
Sean Payton	**2006-**	**62-34**	**5-3**	**67-37**	**.644**
Jim Mora	1986-96	93-74	0-4	93-78	.544
Jim Haslett	2000-05	45-51	1-1	46-52	.469

PAYTON AMONG NFL'S WINNINGEST ACTIVE COACHES SINCE 2006

Sean Payton's been among the league's winningest coaches since becoming an NFL head coach in 2006. His .644 winning percentage (min. 50 games) over that span is ranked third in the NFC and sixth in the NFL.

Top Winning Percentage Since 2006 (Min. 50 games)

Head Coach	Team	Wins
Bill Belichick	New England	.760 (95-30)
John Harbaugh	Baltimore	.685 (63-29)
Mike Smith	Atlanta	.671 (57-28)
Mike McCarthy	Green Bay	.656 (80-42)
Mike Tomlin	Pittsburgh	.654 (68-36)
Sean Payton	**New Orleans**	**.644 (67-37)**

SCORING EXPLOSION

11 of the 15 highest-scoring games in franchise history have occurred on Payton's watch since he arrived in 2006.

Single-Game Points Scored in Saints History

Points	Opponents	Date
62	**vs. Indianapolis**	**10/23/11**
51	**vs. Green Bay**	**11/24/08**
51	at St. Louis	11/2/69
51	at Seattle	11/21/76
49	**vs. N.Y. Giants**	**11/28/11**
48	**vs. N.Y. Giants**	**10/18/09**
48	**at Philadelphia**	**9/20/09**
46	**at Miami**	**10/25/09**
45	**vs. Detroit***	**1/7/12**
45	**vs. Carolina**	**1/1/12**
45	**vs. Atlanta**	**12/26/11**
45	**vs. Arizona****	**1/16/10**
45	**vs. Detroit**	**9/13/09**
45	at Atlanta	10/19/03
45	vs. N.Y. Giants	12/14/03

*NFC Wild Card Playoff
**NFC Divisional Playoff

Payton went to Dallas following four years with the New York Giants (1999-2002), the last three as offensive coordinator after spending his first season as quarterbacks coach. He solidified his reputation as one of the game's brightest offensive minds in his first season as offensive coordinator, when the Giants captured the NFC title and went to Super Bowl XXXV. New York scored 328 points—the club's highest total since 1990—and finished 13th in the NFL in total offense.

SEAN PAYTON VS. NFL COACHES

During Sean Payton's tenure as head coach of the Saints, he has coached against 49 different coaches. Payton has at least one victory against 38 of those coaches. In addition, Payton either leads or is tied in the lifetime series with 36 of these 49 coaches.

REGULAR SEASON

Bill Belichick 1-0
Brian Billick 0-1
Tom Cable 1-0
Jim Caldwell 1-0
Pete Carroll 1-0
Brad Childress 1-1
Tom Coughlin 3-0
Bill Cowher 0-1
Romeo Crennel 1-0
Jack Del Rio 2-0
Tony Dungy 0-1
Herman Edwards 1-0
Jeff Fisher 0-1
John Fox 4-6
Leslie Frazier 1-0
Jason Garrett 1-0
Joe Gibbs 0-1
Jon Gruden 3-3
John Harbaugh 0-1
Mike Holmgren 1-0
Dick Jauron 1-0
Gary Kubiak 1-1
Marvin Lewis 1-1
Scott Linehan 0-1
Eric Mangini 0-1
Rod Marinelli 1-0
Mike McCarthy 2-1
Jim Mora, Jr. 2-0
Raheem Morris 3-3
Mike Munchak 1-0
Mike Nolan 3-0
Bill Parcells 1-0
Bobby Petrino 2-0
Wade Phillips 0-1
Andy Reid 2-1
Ron Rivera 2-0
Rex Ryan 1-0
Mike Shanahan 0-1
Jim Schwartz 2-0
Mike Singletary 1-0
Lovie Smith 1-2
Mike Smith 6-2
Steve Spagnuolo 2-1
Tony Sparano 1-0
Mike Tomlin 1-0
Norv Turner 1-0
Ken Whisenhunt 1-1
Jim Zorn 1-1

POSTSEASON

Jim Caldwell 1-0
Pete Carroll 0-1
Brad Childress 1-0
Jim Harbaugh 0-1
Andy Reid 1-0
Jim Schwartz 1-0
Lovie Smith 0-1
Ken Whisenhunt 1-0

Payton was first assigned play-calling duties prior to a game against the New York Jets on Dec. 5, 1999. The Giants responded with 41 points and 490 yards—both season highs—and he retained that assignment over the final five games. Appointed the offensive coordinator the following season, over the next three years the Giants passing attack continually improved, ranking 13th in the NFL in 2000, tied for eighth in 2001 and ranked sixth in 2002.

In 2002, the Giants also finished sixth overall in total offense, the team's highest ranking since 1985. New York hadn't ranked above 20th in the previous decade. Prior to joining the Giants, he spent 1997 and 1998 as Philadelphia's quarterbacks coach. In 1997, the Eagles ranked second in passing and third in total offense in the NFC.

During his career, Payton has had particular success tutoring quarterbacks. Brees has thrived since arriving in New Orleans, as he holds or has tied a total of 25 club career, single-season and single-game records, eight of them NFL marks. Since signing with the Saints, Brees has completed 2,910 of 4,340 attempts (67.1%) for 33,571 yards with 244 touchdowns and a 98.2 passer rating. In 2011, he enjoyed one of the most prolific seasons in NFL history by a signal-caller as he completed 468-of-657 passes (71.2%) for 5,476 yards with 46 touchdowns and a 110.6 rating. Brees helped engineer the club's Super Bowl XLIV Championship campaign with his outstanding play, when he finished first in the league with a then-NFL record 70.6% completion percentage and also led the league with a then-career-high 109.6 rating and 34 touchdowns. In the postseason, the Super Bowl MVP threw for eight scores with no interceptions, playing mistake-free football on the way to the World Championship.

HEADCOACH



Since his first year as a play-caller in 2000, every passer under Payton's guidance has thrown for over 3,000 yards. In addition to Brees since 2006, the three starting quarterbacks he worked with in Dallas—Drew Bledsoe in 2005, Vinny Testaverde in 2004 and Quincy Carter in 2003—all surpassed the milestone. While in New York, Giants QB Kerry Collins had 4,073 yards in 2002.

Payton wrapped two coaching stints at San Diego State University (1988-89 and 1992-93) around a stop at Indiana State (1990-91). During his second stretch with the Aztecs, Payton was running backs coach, working with Heisman Trophy runner-up Marshall Faulk before becoming quarterbacks coach.

Following the 1993 season, Payton moved to Miami (Ohio) (1994-95) where he was quarterbacks coach. He spent 1996 as quarterbacks coach at Illinois before entering the NFL with Philadelphia.

Payton earned a bachelor's degree in communications at Eastern Illinois, where as a quarterback he had 10,665 passing yards, then the third-highest total in NCAA Division I-AA history. The three-time *Associated Press* All-American selection had professional stints with Chicago of the Arena Football League, Ottawa of the Canadian Football League and the Chicago Bears in 1987. Payton was inducted into the Eastern Illinois Hall of Fame in September of 2000 and had his jersey retired in a ceremony in September of 2010. He most recently received an honorary doctorate from his alma mater in May, 2013.

Payton was born Dec. 29, 1963, and raised in Naperville, Ill.

PLAYING CAREER: Eastern Illinois, 1982-86; Chicago Bruisers (Arena Football League), 1987; Ottawa Rough Riders (CFL), 1987; Chicago Bears, 1987.
COACHING CAREER: San Diego State, 1988-89; Indiana State, 1990-91; San Diego State, 1992-93; Miami (Ohio), 1994-95; Illinois, 1996; Philadelphia Eagles, 1997-98; New York Giants, 1999-2002; Dallas Cowboys, 2003-05; New Orleans Saints (head coach), 2006-.



Joe VITT

ASSISTANT HEAD COACH/ LINEBACKERS

Tutoring a unit that since 2006 has annually ranked among the Saints' most productive position groups, Assistant Head Coach/Linebackers Joe Vitt enters his eighth season in New Orleans.

Vitt has obtained solid results from veterans, while also helping develop younger players. Under his supervision, Jonathan Vilma has led the Saints in tackles three times and been selected to the Pro Bowl twice, Scott Shanle posted 673 stops over seven seasons and Scott Fujita provided four solid seasons from the strongside position with a nose for the ball, posting 417 tackles, including three consecutive seasons of over 100 stops, 7.5 sacks, eight forced fumbles and six takeaways.

In 2013, Vitt will be charged with helping the linebacker corps transition to a 3-4 alignment, integrating a group of interior defenders, among them Vilma and Curtis Lofton, who posted 157 stops, with several players who will compete on the outside. One of the most tenured and respected assistants on the Saints staff, in 2012 he assumed head coach Sean Payton's duties, guiding the club through a challenging period.

Vitt came to the Saints after serving as interim head coach for the final 11 games in St. Louis in 2005. He held the Rams together during a difficult period after previously holding the title of assistant head coach/linebackers. It was part of a two-year stint with the Rams where he also turned a handful of young defenders into a unit that paced the team in tackles each season.

He joined St. Louis after working as linebackers coach in Kansas City from 2000-03. It was with the Chiefs where he first worked with Fujita, a fifth-round pick who developed into one of Kansas City's top defenders and led them in tackles twice.

Vitt took over the linebacker corps in Kansas City after tutoring the Green Bay defensive backs in 1999, molding a legion of rookies and young players into a formidable unit that doubled the Packers' previous-year total by picking off 26 passes. One of his understudies was safety Darren Sharper, who led the Packers with 113 tackles.

From 1995-98, Vitt was linebackers coach for Philadelphia, where he first worked with Payton. In 1998, his group helped the Eagles lead the NFL in pass defense, allowing 170 yards per game. Vitt was assistant head coach and defensive backs coach with the Rams under Chuck Knox from 1992-94 for the franchise's final three seasons in Los Angeles.

Vitt spent 10 seasons with the Seattle Seahawks (1982-91), holding several titles during that stretch. In 1982, he was defensive quality control coach/assistant strength & conditioning coach. From 1983-87, Vitt was quality control/assistant linebackers coach, and from 1988-91 he tutored the safeties.

Born in Syracuse, N.Y., Vitt grew up in Blackwood, N.J., and played four years at linebacker for Towson State, where he was part of a squad that went undefeated in 1974. He and his teammates on the 1976 squad that were the NCAA Division III runner-ups in only the program's eighth season of existence were honored as a Team of Distinction by the school's Hall of Fame in 2009. He entered the NFL coaching ranks with the Baltimore Colts as strength/quality control coach from 1979-81.

An avid supporter of members of the United States military, he was the club's 2012 nominee for the NFL Salute to Service Award.

PLAYING CAREER: Towson, 1974-77.
COACHING CAREER: Baltimore Colts, 1979-81; Seattle Seahawks, 1982-91; Los Angeles Rams, 1992-94; Philadelphia Eagles, 1995-98; Green Bay Packers, 1999; Kansas City Chiefs, 2000-03; St. Louis Rams, 2004-05; New Orleans Saints, 2006-.



Pete CARMICHAEL

OFFENSIVE COORDINATOR

Pete Carmichael is in his fifth season as the Saints' offensive coordinator after tutoring the club's quarterbacks the previous three years. Throughout this time, he has been a key figure in the planning and preparations of an offensive attack that has been ranked first in the NFL in yardage in four of the last seven seasons, while leading the league in scoring in 2008 and 2009.

In 2012, Carmichael called plays for an offense that finished first in the NFC and second in the NFL (410.9 ypg.), while the team also finished second in the conference and third in the league in scoring (28.8 ppg.). The Saints also compiled top-five NFL rankings in red zone touchdown percentage (68.4%), third down efficiency (44.0%) and first downs (352), supported by an offensive line with two Pro Bowl selections (tackle Jermon Bushrod and guard Jahri Evans) that surrendered only 26 sacks, tied for the league's third-lowest total. Quarterback Drew Brees, who was selected to his sixth Pro Bowl as a Saint, threw for 5,177 yards and 43 touchdowns, both league bests, as he became the first NFL player to reach the 5,000 yard mark three times and only the second to throw for 40 touchdowns

twice. The 2012 Saints were also only the second NFL team to have four players with 65 or more catches (tight end Jimmy Graham-85, wide receiver Marques Colston-83, running back Darren Sproles-75 and wide receiver Lance Moore-65), as both Colston and Moore reached the 1,000 yard mark.

In 2011, the Saints put together some of the best offensive numbers in league history as the team shattered several NFL and franchise records. After Sean Payton suffered a leg injury in week six, Carmichael took over play-calling duties. The Saints set NFL records in net yardage (7,474), passing yardage (5,347), completion percentage (71.3%), first downs (416), third down conversion rate (56.7%) and fewest fumbles (6), while setting a team mark and leading the league in third down conversions (118). New Orleans finished with 547 points, the fourth-highest total in NFL history, and scored at least 45 points in four regular season games and one postseason contest, including three straight outputs of at least 45. Brees enjoyed one of the most prolific seasons by an NFL signal-caller as he completed 468-of-657 passes (71.2%) for 5,476 yards, 46 touchdown passes and a 110.6 passer rating, breaking NFL records for yardage, completions, 300-yard passing games (13) and completion percentage. As the passing attack reached new heights, Graham had one of the most prolific seasons for a tight end with a club-record 99 receptions for 1,310 yards with 11 touchdowns. A running game that was ranked sixth in the NFL flourished behind a line that featured three Pro Bowl selections (Bushrod, Evans and guard Carl Nicks). Brees and Graham would join the three lineman at the league's All-Star Game.

In 2010, the Saints finished third in the NFC and sixth in the NFL after averaging 372.5 yards of total offense, finishing third in the league in passing. The unit converted 48.8% of their third down conversions and ranked fifth in the NFL with 351 first downs.

In 2009, his first season with his new title, the Saints continued to compile impressive numbers on offense. The Saints finished in the top five in seven offensive categories while also racking up an NFL-best 510 points. At least 45 points were scored four times, a fifth time in the postseason, with four straight outputs of at least 30 points. The Saints ranked first in the league with 6,461 net yards, then the third-best total in club history. The Saints' 348 first downs was the second-best total in 2009 league rankings. The Saints also finished ranked sixth in the NFL in rushing with 131.6 yards per game on 4.5 yards per carry.

The offense continued to flourish in the postseason, averaging 35.6 points per game and scoring eight-of-nine times inside the red zone. Brees keyed the run, completing 70.6 percent of his passes and throwing eight touchdowns with a 117.0 passer rating. He was selected the Super Bowl XLIV MVP, as he led the Saints back from a 10 point deficit, completing 18 of his last 19 passes and engineering the fourth quarter game-winning drive.

In 2008, Carmichael's title was quarterbacks/passing game – with duties that included assisting in the pass routes, protection schemes and quarterback responsibilities. He tutored the signal callers his first three seasons with the club. In

2008, the offense went on to rank No. 1 in the NFL in passing, and Brees threw for 5,069 yards.

Carmichael has worked closely with Brees since both arrived in New Orleans in 2006, while virtually all of the franchise's career, single-game and single-season passing records have fallen. Brees has led the NFL in passing yardage four times, set the NFL record for completion percentage twice and has thrown for a club record 244 touchdowns over the last seven seasons.

Carmichael brings the perspective of having a wide range of coaching experiences, including working with nearly every position group on offense during his career. With the Chargers, he assisted wide receivers coach James Lofton for an offense that ranked 10th in the NFL in 2004 and 2005. Carmichael joined the Chargers in 2002 and served as offensive assistant/quality control coach until being promoted.

In 2001, Carmichael was quality control coach for the Washington Redskins, and in 2000, he was the tight ends and offensive assistant coach for the Cleveland Browns. From 1995-99, Carmichael was the quarterbacks coach at Louisiana Tech, and during his tenure the Bulldogs' signal-callers broke almost every passing record at the school. He began his coaching career as the assistant offensive line coach at the University of New Hampshire in 1994, with the Wildcats winning the Yankee Conference championship.

Born Oct. 6, 1971 in Framingham, Mass., Carmichael attended Medway (Mass.) High School where he played football and baseball. He went on to a collegiate playing career in baseball and was a four-year letterman at Boston College. As a senior, Carmichael was a team captain and Most Valuable Player. He graduated with a degree in mathematics in 1994.

COACHING CAREER: New Hampshire, 1994; Louisiana Tech, 1995-99; Cleveland Browns, 2000; Washington Redskins, 2001; San Diego Chargers, 2002-05; New Orleans Saints, 2006-.



Rob RYAN
DEFENSIVE COORDINATOR

The New Orleans Saints added a coach with an aggressive coaching style to help implement a transition to a 3-4 alignment when they named Rob Ryan as the team's defensive coordinator on February 9, 2013. Ryan arrives in New Orleans with 26 years of coaching experience, 15 in the

NFL. Now in his 16th NFL season, he has spent the previous nine as a defensive coordinator with the Oakland Raiders (2004-08), Cleveland Browns (2009-10) and Dallas Cowboys (2011-12) and has four years of experience heading up defenses at the collegiate level.

Under his tutelage in 2011, Dallas' team defense improved to 14th overall in the NFL and seventh against the run after finishing 23rd in the 2010 opponent net yardage rankings. In his first season as a starting middle linebacker in 2011, second-year pro Sean Lee paced the team with 131 tackles while Mike Jenkins and Terence Newman tied for the team lead with four interceptions each. In 2012, the Cowboys were one of only three teams in the NFL to have two players with 11 or more sacks, as linebacker DeMarcus Ware led the team with 11.5 and linebacker Anthony Spencer posted a career-high 11 takedowns. Both players were selected to the Pro Bowl. It was also Ware's seventh consecutive season leading or tying for the team lead in sacks and his seventh straight with double-digit takedown totals. Cowboys opponents were held to a 43.9% third down conversion rate, ranked tenth in the NFL, despite an influx of injuries at several key positions throughout the course of the season. In Ryan's first season with the Cowboys, Ware finished second in the NFL with 19.5 sacks.

In 2010, Cleveland tied for eighth in the NFL with 19 interceptions. Ryan's work saw six different players post multiple interceptions on the season to tie for the third-most players with two-or-more interceptions on a team that season. Rookie defensive back Joe Haden led the team, tied for fifth in the NFL and second among rookies with six interceptions. Also among Ryan's secondary was the club's leading tackler in T.J. Ward. Ward became the first Cleveland rookie to lead the team in tackles since 1999. On the ground, Cleveland allowed just seven rushing touchdowns, tied for the fourth-fewest in the league. In Ryan's first season in Cleveland, the club did not allow a touchdown in three games—the most contests in which a Browns defense did not yield a touchdown since 2003. Ryan's defense posted 40 sacks to tie for eighth in the league and the most for a Cleveland defense since racking up 43 in 2001. Over the second half of the season, the Browns saw a significant improvement as they yielded less points allowed (-5.3 per-game), total yards allowed (-39.9), rushing yards allowed (-52.0), sacks (+1.0) and first downs allowed (-2.7).

Before landing in Cleveland, Ryan spent five seasons as Oakland's coordinator. In his time guiding the fortunes of the Raiders defense, Ryan tutored a pair of Pro Bowlers in defensive end Derrick Burgess and cornerback Nnamdi Asomugha. In his four seasons playing for Ryan, Burgess amassed 38.5 sacks, including an NFL-best 16.0 in 2005. Asomugha finished 2006 third in the league with eight interceptions. In that same season, the Raiders defense led the league in pass defense (150.8 ypg.) and third in total defense (284.8 ypg.). For his work in 2006, Ryan was named the *USA Today* All-Joe Coordinator of the Year.

Ryan spent four seasons (2000-03) as the linebackers coach for Bill Belichick's New England Patriots. In his time with the Patriots, he was a part of two Super Bowl championship teams—XXXVI and XXXVIII—while working with one of

the league's top linebackers in Teddy Bruschi. He also mentored 2003 Pro Bowl linebacker Willie McGinest.

Ryan began his NFL coaching career in 1994 as the defensive backs coach under his father, Buddy, for the Arizona Cardinals. In his first season in Arizona, the Cardinals boasted the NFL's third ranked defense. Under Rob, cornerback Aeneas Williams earned two trips to the Pro Bowl (1994 and 1995) and the Cardinals led the league with 42 takeaways in 1995.

Following a one-year stint as defensive coordinator at Hutchinson (Kansas) Community College (1996), Ryan was Oklahoma State's defensive coordinator from 1997-99, where the Cowboys' defense continually ranked among the best in the nation. He was named Coordinator of the Year by *The Sporting News* in 1997. In 1999, Oklahoma State ranked 10th in the nation in total defense, and in 1998 were second in the nation with 41 sacks.

Ryan entered the coaching ranks in 1987 as a graduate assistant with Western Kentucky. He assumed similar responsibilities at Ohio State in 1988. He then spent five seasons (1989-93) at Tennessee State where he coached running backs (1989-91), linebackers (1992) and the defensive line (1993).

Ryan spent two years at outside linebacker with Southwestern Oklahoma State. His twin brother, Rex, is the head coach of the New York Jets.

PLAYING CAREER: Southwestern Oklahoma State, 1981-82.
COACHING CAREER: Western Kentucky, 1987; Ohio State, 1988; Tennessee State, 1989-93; Arizona Cardinals, 1994-95; Hutchinson (Kan.) Community College, 1996; Oklahoma State, 1997-99; New England Patriots, 2000-03; Oakland Raiders, 2004-08; Cleveland Browns, 2009-10; Dallas Cowboys, 2011-12; New Orleans Saints, 2013-.



Greg McMAHON
SPECIAL TEAMS COORDINATOR

Entering his eighth year in the NFL, and in New Orleans, Greg McMahon begins his sixth season as the club's special teams coordinator after being elevated from assistant special teams coach by Sean Payton in 2008. His tenure with the club has been defined by solid performances by the kicking game, the coverage units and the kickoff and punt returners.

With McMahon stressing opportunistic play over the last seven seasons, the

Saints have recovered 14 fumbles on special teams, scored 10 touchdowns—including six on punt returns—and blocked two punts, four field goals and two extra points. Since 2008, New Orleans has been ranked in the top ten in kickoff return average three times.

Under McMahon's direction in 2012, punter Thomas Morstead was selected to his first Pro Bowl and named a second-team *Associated Press* All-Pro, as he set club records in both gross (50.1) punting average and net (43.2) punting average. Morstead's net figure, ranked second in the NFL, ranked fourth all-time in NFL history. Kicker Garrett Hartley made a successful return from hip surgery to convert 18-of-22 field goal attempts, including two career-long 53-yard kicks. Martez Wilson blocked a punt, which was recovered by Courtney Roby for a touchdown. Rafael Bush led the team with 15 tackles, while recovering a fumble.

In 2011, McMahon guided the special teams units to one of their best seasons since taking over as coordinator as the club finished eighth in the *Dallas Morning News* special teams rankings. Morstead finished second in the NFC and fourth in the NFL with a 48.3 gross punting average and second in the league with a 43.1 net average. Morstead also ranked first in the league with a NFL-record 68 touchbacks. Kicker John Kasay, a 21-year NFL veteran who replaced Hartley following a season-ending hip injury, ranked second in the NFL in scoring among kickers and set a team record with 147 points. Darren Sproles made an immediate impact on the return units, handling both punt and kickoff return duties as part of a season where he set an NFL record with 2,696 all-purpose yards. He averaged 10.2 yards on punt returns with one touchdown and ranked third in the NFC and sixth in the league on kickoff returns. McMahon's coverage units ranked fifth in the NFL in opponent punt return average, allowing only 6.2 yards per return.

McMahon fostered improvement out of Hartley and Morstead in 2010. In his first full NFL season, Hartley made his final ten field goal attempts and 15-of-his-last-16. Morstead enjoyed a solid sophomore campaign, finishing sixth in the NFL with a 45.9 gross average. The Saints were only one of four NFL teams to not allow a blocked kick or give up an opponent special teams score.

The kicking game played a crucial role in the 2009 championship campaign. The unit finished fourth in the league in kickoff return average (24.4) as Roby had the first touchdown return by a Saint since 2004. In the postseason, RB Reggie Bush had an 83-yard punt return for a touchdown to break open the NFC Divisional Playoff vs. Arizona.

While the coverage units recovered three fumbles, the most improved group were the specialists. Hartley, who made the first 16 field goal attempts of his career, setting what was an NFL record for most consecutive tries to start, came through in the clutch twice in the postseason. His 40-yard field goal in overtime of the NFC Championship game sent the Saints to the Super Bowl. Hartley then became the first kicker in Super Bowl history to boot three field goals of 40-or-

more yards. Morstead, the club's fifth round draft choice, was the first Saints punter to capture NFC Special Teams Player of the Week twice in the same season. In Super Bowl XLIV, he successfully executed an onside kick at the start of the second half that brought possession back to New Orleans.

In McMahon's first season as coordinator in 2008, New Orleans finished as one of only four teams to rank in the top 10 in both punt return average (fourth) and kickoff return average (eighth). Bush scored on two punt returns vs. Minnesota to tie an NFL record. Hartley, an undrafted rookie at the time, started his field goal streak by making all 13 attempts.

McMahon served as assistant special teams coach for his first two years in New Orleans following a one-year stint as tight ends/special teams coach at East Carolina. In 2005, the Pirates finished in the top 20 in the nation in field goal accuracy and had a pair of solid return men. McMahon also tutored tight ends as part of a staff that directed ECU to the fourth-highest passing total in school history.

He spent 13 years at the University of Illinois (1992-2004), working primarily with the special teams, tight ends and wide receivers. In 1997, McMahon took on the additional responsibility of overseeing the special teams. His efforts were integral in Illinois making four bowl appearances and twice appearing in the final national rankings, and in 2001 the school finished 10-2 and captured the Big Ten title.

Based on the records his units established, the play of the special teams during McMahon's years at Illinois are unmatched in school history. Illinois blocked 16 kicks from 2001-04 and accounted for nine touchdowns. Players under his direction included the school leaders in career punting average, single-season scoring and all-time punt return yardage.

McMahon came to Illinois in 1992 from Nevada-Las Vegas, where he spent two years as special teams coordinator as well as coaching offensive tackles and tight ends. He has also had stints with Valdosta (Ga.) State, Southern Illinois, North Alabama and Minnesota.

As a defensive back at Eastern Illinois, he was a member of two teams that played for the NCAA Division II National Championship. The Panthers won the title in 1978 and again went to the championship game two years later. McMahon earned a degree in psychology from EIU in 1982.

PLAYING CAREER: Eastern Illinois, 1978-81.
COACHING CAREER: Eastern Illinois, 1982; Minnesota, 1983-84; North Alabama, 1985-87; Southern Illinois, 1988; Valdosta State, 1989; UNLV, 1990-91; Illinois, 1992-2004; East Carolina, 2005; New Orleans Saints, 2006-.



Charles BYRD

ASSISTANT STRENGTH & CONDITIONING

After serving as an assistant his first two seasons, Charles Byrd was promoted to assistant strength and conditioning coach in 2010. His responsibilities consist of assisting head strength and conditioning coach Dan Dalrymple in implementing the team's year-round program.

Byrd is in his eighth season as a coach after stints on the offseason and training camp rosters of the Cleveland Browns, Green Bay Packers, Washington Redskins and New York Giants from 2005-06 as a defensive back, while also playing for Las Vegas of the Arena Football League in 2006. He started as a strength and conditioning intern at Miami University (Ohio) in 2006, becoming a graduate assistant in his final year with the Redhawks before coming to New Orleans.

Byrd graduated from Morehead State University with a bachelor's degree in university studies, where he played in the secondary and as a kickoff returner from 2001-04. The Oxford, Ohio native earned Division I-AA Mid-Major All-America honors for two straight seasons. A team captain and three-year starter, he helped the Eagles to three consecutive Pioneer Football League Southern Division championships.

PLAYING CAREER: Morehead State, 2001-04; Las Vegas Gladiators (Arena Football League), 2006.
COACHING CAREER: Miami (Ohio), 2006-07; New Orleans Saints, 2008-.



Andre CURTIS

ASSISTANT SECONDARY

Andre Curtis enters his second season as assistant secondary coach for the Saints.

Curtis will work alongside secondary coach Wesley McGriff in 2013 in helping the defensive backfield transition to a 3-4 alignment. They will work with returning starters in cornerbacks Jabari Greer and Patrick Robinson and safeties Roman Harper and Malcolm Jenkins, in addition to free

agent cornerback pickup Keenan Lewis and first round draft pick safety Kenny Vaccaro. Curtis is an outstanding teacher who is well-versed in defending passing schemes through seven years of NFL coaching experience. The Saints increased their interception total from nine in 2011 to 15 in 2012, with four being returned for touchdowns, tied for the third-highest total in club history.

Curtis came to New Orleans after serving as the St. Louis Rams' defensive backs/safeties coach from 2009-11. He helped oversee a secondary that progressively improved during his three seasons. In 2011, the Rams finished seventh in the NFL in pass defense (206.7 ypg.). In 2010, the Rams finished seventh in the NFL in opponent completion percentage (57.5) and ninth in opponent passer rating (80.4). Curtis came to St. Louis after three seasons with the New York Giants as defensive quality control coach. The Giants ranked seventh in the NFL in total defense in 2007 and fifth in 2008.

Curtis was defensive ends coach at Georgia Southern University from 2004-05. He coached at his alma mater, Virginia Military Institute, from 2000-03, tutoring outside linebackers from 2000-01 and linebackers from 2002-03. While on the VMI staff, Curtis worked in the New York Jets' training camp in 2002 and in 2003 was with the Tampa Bay Buccaneers as a part of the NFL's minority internship program.

Curtis was a four-year letterwinner as a linebacker at VMI from 1996-99. He started 31 consecutive games and finished his career with 354 tackles. Curtis earned second-team All-Southern Conference honors in 1998.

Curtis is a native of Beaverdam, Va. He has a bachelor's degree in economics and business from VMI.

PLAYING CAREER: VMI, 1996-99.
COACHING CAREER: VMI, 2000-03; Georgia Southern, 2004-05; New York Giants, 2006-08; St. Louis Rams, 2009-11; New Orleans Saints, 2012-.



Dan DALRYMPLE
HEAD STRENGTH & CONDITIONING

By designing extensive workout programs—crafted to the needs of every player as well as the demands of each position group—strength & conditioning coach Dan Dalrymple has been a key member of the Saints organization since arriving in 2006. His responsibilities and influence both in the weight room and on the field remain constant throughout the entire year.

The efforts of Dalrymple and his staff have played a key role in the club's success over the past seven seasons. His routines, focused on building and maintaining strength and stamina while minimizing injuries, have paid dividends for the Saints. Since 2006, New Orleans has put together nine winning streaks of three games or more, including a franchise-record 13-game win streak in 2009 and four- and eight-game runs in 2011. 13 players have been selected to the Pro Bowl during his tenure, 10 for the first time in their careers.

Throughout his tenure, Dalrymple's teams have traditionally finished strong. In 2011, New Orleans outscored their opponents 279-156 in the second half of contests, as they finished the regular season with eight consecutive victories on their way to their second NFC South title in three seasons. In 2009's Super Bowl XLIV Championship season, evidence of the conditioning of the club was their stamina throughout games, as they outscored opponents 139-48 in the fourth quarter, finishing first in the NFL in both points scored and allowed in the final period. He was named as the recipient of the Cybex Professional Strength and Conditioning Coach of the Year by the Professional Football Strength and Conditioning Coaches Society and the Samson Strength and Conditioning NFL Coach of the Year award from *American Football Monthly*.

Prior to joining the Saints, Dalrymple spent the previous 17 seasons in a similar capacity at Miami University (Ohio), including the last 16 as director of athletic conditioning, a program he built from its foundation. While the football team was a focus of his efforts, Dalrymple and his staff created workout regimens for every athletic program. He was promoted with the additional title of assistant athletic director in 2003.

Dalrymple has been certified by the National Strength & Conditioning Association since 1991 and has been honored as a finalist for the organization's coach of the year in 1995, 1997, 1999, 2003 and 2006. He's one of only two NFL coaches in his field to be certified by the Collegiate Strength & Conditioning Coaches Association as a Master Strength & Conditioning Coach.

Dalrymple has earned two certifications for USA Weightlifting that designate him as qualified to work with athletes in Olympic weightlifting and as a sports performance specialist.

After taking over the supervision of Miami's strength and conditioning program in 1989, the football program posted a 116-72-9 record, had a streak of 12-straight winning seasons and went to bowl games in 2003 and 2004.

For the Saints, Dalrymple couples his intense work ethic and a constant evolution of his approach with a lengthy background in football.

A 1988 graduate of Miami, Dalrymple was a four-year starter (1983-86) as an offensive lineman and was a first-team All-MAC selection his final two seasons, also earning honorable mention All-America accolades. He was one of three cap-

tains of the 1986 conference champion team. Dalrymple was later honored as one of five linemen on the *Cincinnati Enquirer*'s All-20th Century Miami football team and was elected to the school's Hall of Fame in 2002.

After his college career and attending training camp with the Seattle Seahawks, Dalrymple returned to his alma mater as a student assistant coach in 1987. He served as a graduate assistant the following year before being promoted to offensive line and strength coach in 1989. He was named strength & conditioning coordinator in December of that year.

In 2011, Dalrymple co-authored his first book, "The Athletic Body Puzzle-The Guide For Parents And Coaches."

PLAYING CAREER: Miami (Ohio), 1983-86.
COACHING CAREER: Miami (Ohio), 1987-2005; New Orleans Saints, 2006-.



Henry ELLARD

WIDE RECEIVERS

A veteran of a prolific 16-year NFL playing career along with 13 seasons in the coaching ranks, Henry Ellard will bring his expertise and tutor the club's wide receivers for a second season.

Ellard, a three-time Pro Bowl selection as a player (1984, 1988 and 1989), also was a first-team All-Pro selection in both 1984 and 1988 as a member of the Los Angeles Rams. Over the course of his illustrious playing career, Ellard recorded 814 receptions for 13,777 yards and 65 touchdowns after he was a second round selection of the Rams in the 1983 NFL Draft (32nd player selected overall) out of Fresno State. At the time of his retirement from the NFL in 1998, Ellard held the Rams' team records for career receptions (593), receiving yards (9,761), 100-yard games (26), punt return average (11.3) and total offense (11,663). In 1988, he enjoyed his finest season as he led the NFC in receptions (86) and led the NFL in receiving yards (1,414). Also a standout in the return game, he led the NFC in punt return average in 1984 (13.4, 2 TDs) and 1985 (13.5).

After leaving the Rams in 1993, Ellard joined the Washington Redskins in 1994, where he would post 1,397 yards receiving, the first of three consecutive 1,000 yard seasons. He concluded his career with the New England Patriots and Washington in 1998.

Ellard also owns the distinction of excelling at track and field, qualifying for the Olympic trials in 1992 with a 54'3-1/2 foot triple jump.

Ellard joined the Saints in 2012 after spending three seasons in the same position with the New York Jets as part of a staff that reached the AFC Championship game twice. His tireless efforts with Marques Colston and Lance Moore helped the duo reach new heights. Colston recorded 83 receptions for 1,154 yards with 10 touchdowns, leading the team in yardage and scoring grabs, while Moore had 65 receptions for 1,041 yards with six touchdowns as he reached the 1,000-yard mark for the first time. For only the second time in franchise history, two wide-outs reached the 1,000-yard mark. Through Ellard's help, Colston ran his career touchdown total to 58 to become the franchise's all-time leader and tied Eric Martin for the team record in catches with 532 receptions.

After his retirement, Ellard immediately stepped into the coaching ranks as an assistant at Southern California Christian High School. He then joined his alma mater, Fresno State, as a graduate assistant in 2000 and started his NFL coaching career in 2001 when he rejoined the Rams in St. Louis as an offensive assistant who worked with the team's wideouts. Ellard served as wide receivers coach in St. Louis from 2003-08.

Under Ellard's tutelage with the Rams, Torry Holt posted seven-consecutive 1,000 yard seasons and reached 11,000 yards in 131 games, the fastest in NFL history. He also coached Isaac Bruce to five seasons with 60-or-more catches and four 1,000-or-more yard seasons. Bruce and Holt combined for seven Pro Bowl berths during this period as they surpassed Ellard on the Rams' all-time receiving list.

Ellard was a part of a coaching staff with the Jets that advanced to the AFC Championship Game in his first two seasons with the club. In 2009, the club's 12.4 yards per catch average ranked third in the conference. In 2010, Ellard led a unit where three wide receivers caught 40-or-more passes (Braylon Edwards-53, Santonio Holmes-52 and Jerricho Cotchery-41) for only the third time in franchise history. Edwards and Holmes were the only NFL tandem to catch 50-or-more passes and average 14.0-or-more yards per reception in 2010.

Ellard played for the Bulldogs from 1979-82. He set a then-NCAA record with 1,510 receiving yards (62 receptions, 24.4 avg., 15 TDs) in 1982 and finished his college career with 138 receptions for 2,947 yards and 25 touchdowns. Ellard is a Fresno native and a graduate of Hoover (Calif.) High School, where he competed in both football and track.

PLAYING CAREER: Fresno State, 1979-82; Los Angeles Rams, 1983-93; Washington Redskins, 1994-97, 1998; New England Patriots, 1998.
COACHING CAREER: Southern California Christian High School, 1999; Fresno State, 2000; St. Louis Rams, 2001-08; New York Jets, 2009-11; New Orleans Saints, 2012-.



Bret INGALLS

OFFENSIVE LINE

A 31-year coaching veteran, including four stints as a coordinator, Bret Ingalls takes over as offensive line coach in his fifth season with the Saints after spending his first four tutoring the running backs. It will be a natural transition for Ingalls, who has extensive experience tutoring offensive linemen.

Ingalls' position group played an integral role in the NFL's second-ranked offense in 2012. As a unit, the running backs combined for 2,720 yards from scrimmage with 19 touchdowns. Mark Ingram continued to emerge over the last half of the season, rushing for a team-best 602 yards and five touchdowns. Despite missing three games, Darren Sproles added 911 yards of offense and eight touchdowns, as he led NFL running backs in receiving for the second consecutive season with 75 receptions for 667 yards and seven scoring grabs. Thomas, who ranks seventh in club record books in rushing yardage (2,974), finished second on the club in rushing with 105 carries for 473 yards (4.5 avg.) with one touchdown, while adding 39 receptions for 354 yards (9.1 avg.) with one scoring grab. The position group's 141 catches ranked first in the NFL by a backfield last season.

In 2011, the Saints finished with the NFL's sixth-best rushing yardage total (132.9 ypg.) and fourth-best rushing average (4.9). Ingalls tutored a quartet of tailbacks in Ingram, Chris Ivory, Sproles and Pierre Thomas who all contributed to the Saints setting the NFL single-season record for net yardage. Most notably, Sproles finished with the highest single-season all-purpose yardage total in NFL history with 2,696 yards, as he led NFL running backs with 86 catches for 710 yards in addition to his 87 carries for a team-high 603 yards (6.9 avg.) with a total of ten touchdowns. Thomas carried 110 times for 562 yards (5.1 avg.) with five touchdowns, setting a career-high in receiving with 50 grabs for 425 yards with one touchdown. Ingram and Ivory combined for 848 yards on the ground and six touchdowns. Ingalls also integrated the talents of fullback Jed Collins in his first full NFL season as the team's lead blocker, scoring four times on 15 touches.

Despite starting six different players at the position in 2010, the Saints running game averaged 4.0 yards per carry for an offense that was ranked in the NFL's top 10 in yardage and scoring. Ingalls helped prepare Ivory, an undrafted rookie who led the club in all rushing categories with 137 carries for 716 yards (5.2 avg.) with five touchdowns, as he was named to several All-Rookie teams.

Ingalls' extensive experience immediately made an impact in 2009 as the Saints improved in the NFL rushing rankings from 28th to sixth as they churned out

131.6 yards per game and averaged a club-record 4.5 yards per carry. His group combined for 1,837 yards rushing. Thomas enjoyed a breakout season, leading the club in rushing with 147 carries for 793 yards (5.4 avg.) and six touchdowns, ranking fourth in the NFL in yards per carry. Grabbing 39 receptions for 302 yards, he finished with a team-best 1,095 total yards from scrimmage, adding 254 more and three touchdowns in the postseason.

Ingalls served on the staff at Northwestern from 2006-08, where he was running game coordinator/offensive line coach his final season. He molded a line without extensive starting experience into the cornerstone of an offense that led the Wildcats to a nine-win season. Northwestern rushed for over 1,800 yards and ranked second in the Big Ten for fewest sacks allowed. In 2007, the offensive line blocked for the Big Ten's top-ranked passing attack, and in 2006 led the way for 1,705 yards rushing.

Ingalls spent 2005 at Miami (Ohio), working with the tight ends and tackles, and spent the previous season with Indiana State. From 2000-03, he was the offensive coordinator at his alma mater, the University of Idaho, where he also tutored the quarterbacks and running backs for two seasons each.

From 1997-99, Ingalls served as offensive coordinator/offensive line coach at Northern Iowa and he held similar positions at Louisville from 1995-96. In 1994, he coached the offensive line at Eastern Michigan.

Ingalls held several positions on the offensive side of the ball at San Diego State from 1989-93. Over those years, he had stints as offensive coordinator (1992-93), offensive line coach (1990-92) and running backs coach (1989, 1993). While running backs coach, he tutored future Pro Football Hall of Fame selection Marshall Faulk, who twice led the nation in rushing and twice placed the Aztecs among the nation's top 15 in total offense.

Ingalls' coaching career began at Idaho, where he graduated in 1984. After serving as a student defensive backs coach, he was assistant offensive line coach from 1984-85 and running backs coach from 1986-88. Idaho won four Big Sky Conference championships during his tenure.

A native of Snohomish, Wash., Ingalls was a starting running back at Wichita State (1979-81). He graduated from Idaho in 1984 with a bachelor's degree in business.

PLAYING CAREER: Wichita State, 1979-81.
COACHING CAREER: Idaho, 1982-88; San Diego State, 1989-93; Eastern Michigan, 1994; Louisville, 1995-96; Northern Iowa, 1997-99; Idaho, 2000-03; Indiana State, 2004; Miami (Ohio), 2005; Northwestern, 2006-08; New Orleans Saints, 2009-.



Bill JOHNSON

DEFENSIVE LINE

Embarking on his fifth season as a key member of the Saints defensive coaching staff, Bill Johnson possesses a long history of developing the skills of top-notch defensive linemen throughout his coaching career. In his 33rd year in the profession and 13th NFL season, the Louisiana native came to New Orleans after a two-year stint in Denver.

In 2012, Johnson tutored a line anchored by the duo of ends in Cameron Jordan and Will Smith. He helped Jordan, a former first round pick, fulfill his potential with a career-high and team-best eight sacks, while he also led the defensive line with 76 tackles (54 solo), three forced fumbles and two fumble recoveries. Smith, who has posted 31 sacks under Johnson's tutelage since 2009, ranked second on the club by chipping in six takedowns. Another young defensive end in Junior Galette also continued to improve, posting a career-high five sacks in his third season.

In 2011, the defensive front helped the Saints improve from 16th to 12th in the NFL in run defense. Smith led the line with 6.5 sacks (second on the team) and two forced fumbles.

In 2010, the front four played an important role in a defense that improved from 25th in the NFL to fourth in yardage and from 20th to seventh in opponent points per game. Smith had 70 tackles and finished second on the team with 5.5 sacks.

The line thrived under Johnson's approach in 2009. Smith finished fifth in the NFL with a career-high 13 sacks. The front four was the first line of defense for a unit that finished second in the NFL in red zone touchdown percentage (39.3).

Johnson tutored the Denver Broncos line from 2007-08. He coached a unit that in 2007 tied for second in the NFL with nine takeaways. Defensive end Elvis Dumervil tied for sixth in the league with 12.5 sacks.

During his tenure as defensive line coach with Atlanta from 2001-06, Johnson oversaw a unit that helped the club post 242 sacks during the six-year period. Atlanta twice ranked in the top 10 in fewest yards allowed and fewest yards per carry (2004, 2006). The Falcons also had a pair of Pro Bowlers up front under Johnson's direction, including defensive end Patrick Kerney and defensive tackle Rod Coleman.

Coleman was selected to the Pro Bowl in 2005, and his 28 sacks from 2004-06 were the most by a defensive tackle in the NFL over that span. Kerney was voted to the Pro Bowl in 2004, and the defensive end had 53 sacks under Johnson's tutelage from 2001-06, notching at least 10 quarterback takedowns in three seasons.

Atlanta reached the NFC Championship Game in 2004, with Johnson's line leading the NFL in sacks (48) for the first time in franchise history. The Falcons also ranked eighth in the NFL in run defense. Kerney had a career-high 13 sacks and Coleman led all defensive tackles with 11.5.

Johnson jumped to the NFL and joined the Falcons in 2001 after a one-year stint at Arkansas working with the line, his second time coaching at the school. That season with the Razorbacks closed a 21-season stretch as a college assistant.

The longest coaching stint of his career was at Texas A&M where Johnson served as defensive line coach for eight seasons (1992-99) under head coach R.C. Slocum. The Aggies earned three conference championships during those years, went to six bowl games and finished in the top 10 three times. Nine defensive linemen under his instruction were selected in the NFL Draft, including Sam Adams, a consensus All-American in 1993 and the eighth overall pick by the Seattle Seahawks in 1994.

Johnson came to Texas A&M after coaching the defensive lines at Arkansas (1990-91) and Louisiana Tech (1988-89). In 1987, he served as a graduate assistant at the University of Miami (Fla.) under head coach Jimmy Johnson, working primarily with the linebackers on a team that went 12-0 and was voted National Champions. Prior to joining the Hurricanes, Johnson spent two years as an assistant at McNeese State University coaching the school's outside linebackers in 1986 and its defensive line the year before.

He entered the coaching profession as a graduate assistant at his alma mater, Northwestern State University, in 1980 and served in that capacity for two seasons before coaching defensive ends/linebackers at the school from 1982-84.

Johnson was a four-year letterman and two-year starter at Northwestern State after a standout prep career at Neville High School in Monroe, La.

PLAYING CAREER: Northwestern (La.) State, 1976-79.
COACHING CAREER: Northwestern (La.) State, 1980-84; McNeese State, 1985-86; Miami (Fla.), 1987; Louisiana Tech, 1988-89; Arkansas, 1990-91, 2000; Texas A&M, 1992-99; Atlanta Falcons, 2001-06; Denver Broncos, 2007-08; New Orleans Saints, 2009-.



Stan KWAN

ASSISTANT SPECIAL TEAMS

Stan Kwan joins the New Orleans Saints in 2013 for his 23rd year as an NFL coach and will assist coordinator Greg McMahon in all aspects of coaching the Saints' special teams units.

Kwan joins the Saints after spending the past three seasons (2010-12) in the same capacity with the Buffalo Bills. In 2012, the Bills ranked first in the NFL in punt return average (17.1 avg.) with two touchdowns and were fourth-best in the league in kickoff return average (27.0 avg.). Under his tutelage, Bills returner Leodis McKelvin made the *Pro Football Weekly*/PFWA All-NFL team as the punt returner, leading the league with an 18.7 average on punt returns with two touchdowns, also capturing Week 11 AFC Special Teams Player of the Week honors with his 79-yard punt return for a touchdown. In 2011, the Bills kickoff coverage units held opponents to 20.4 yards per return, the best in the NFL. The team's punt return unit, again spurred by McKelvin, finished tied for tops in the AFC and third in the NFL (12.7 avg.). In Kwan's first year with the Bills in 2010, rookie C.J. Spiller set a club rookie record for kick return yards in a game with 189 (including a 95-yard touchdown) at New England on September 26, earning Week three AFC Special Teams Player of the Week honors. In addition, Alex Carrington flourished under Kwan's tutelage, blocking six kicks over the past two seasons, including four in 2012, a Bills best since complete records became available in 1988.

Kwan joined the Bills after spending six seasons with the Detroit Lions. In his second stint with the Lions from 2004-09, Detroit's special teams unit blocked 16 kicks, ranking as the second-most in the NFL over the six-year time span. Kwan served as Detroit's special teams coordinator from 2008-09. In 2009, the Lions ranked fifth in the NFC in average drive start (27.0) and tied for fourth in the NFL with three special teams turnovers. In 2008, his first season as coordinator, the Lions had an NFL-high five special teams turnover recoveries, with their plus four turnover margin also leading the league. The kickoff coverage unit allowed the fourth-lowest average drive start following kickoffs (25.5) and ranked second in the NFL in percentage of drives forced inside the 20-yard line following kickoffs (23.81%). Jason Hanson kicked an NFL-high eight 50-plus yard field goals (becoming the oldest NFL kicker with eight 50-plus yard field goals), tying an NFL single-season record.

Prior to joining Detroit for his second stint with the club in 2004, Kwan served as a special teams assistant/defensive quality control coach for the Arizona Cardinals from 2001-03. He spent 1997-2000 with the Lions as an offensive and special teams assistant. He entered the NFL in 1991 as a coaching assistant with

the San Diego Chargers, serving as an offensive and special teams assistant from 1991-1996.

Throughout his coaching career, Kwan has served in a variety of support roles including designing computer diagrams of plays, compiling both offensive and defensive playbooks, breaking down special teams film, and providing statistical analysis on both the NFL and combine testing.

Kwan played baseball at San Diego State University for three years and earned his bachelor's degree in criminal justice. Prior to attending San Diego State, he spent one year at South Mountain Community College in Phoenix where he was the first freshman to be named captain of the baseball team.

Kwan attended Phoenix Camelback High School where he set school career records for batting average, runs scored, stolen bases, on-base percentage and walks. In his junior year, Camelback was the top-ranked team in the state and was ranked 16th in the nation. He earned all-state honors twice as a shortstop and doubled as the school's quarterback, where he set the school single-game passing record (327 yards).

COACHING CAREER: San Diego Chargers, 1991-96; Detroit Lions, 1997-2000; Arizona Cardinals, 2001-03; Detroit Lions, 2004-09; Buffalo Bills, 2010-12; New Orleans Saints, 2013-.



Joe LOMBARDI
QUARTERBACKS

Joe Lombardi enters his seventh season with the Saints and fifth as quarterbacks coach after serving as an offensive assistant the first two years. Throughout his tenture he has been involved with head coach Sean Payton and offensive coordinator Pete Carmichael in the preparation of the quarterbacks and the passing attack.

Drew Brees has thrived under Lombardi's tutelage the last four seasons, completing 1,701-of-2,499 passes (68.1%) for 19,661 yards with 156 touchdown passes and a 101.4 passer rating. The signal-caller has led the league in completions, yardage and scoring throws over this period, while being selected to the Pro Bowl each season. Under Lombardi's guidance in 2011 and 2012, Brees has enjoyed two of the most prolific seasons by a quarterback in NFL history.

In 2011, he completed 468-of-657 passes (71.2%) for 5,476 yards with 46 touch-

downs and a 110.6 passer rating. Brees broke the NFL's single-season passing yardage record that stood for 27 years. He also set the NFL mark for completions, 300-yard passing games (13) and exceeded the record for completion percentage that he originally set in 2009.

In 2012, he followed up his record-breaking campaign and completed 422-of-670 passes for 5,177 yards with 43 touchdowns and a 96.3 passer rating, leading the league in yardage and scoring passes. During Lombardi's entire tenure as Brees' position coach, the signal-caller also carried an NFL-record 54 game streak with at least one touchdown pass from 2009-12.

In his previous position, he was heavily involved in the preparation of the quarterbacks and passing attack as well, having worked closely with offensive coordinator Pete Carmichael. Lombardi also stepped in for a brief stint as the running backs coach near the end of 2008.

He arrived in New Orleans with extensive coaching experience on both sides of the ball, most recently serving as defensive assistant for the Atlanta Falcons in 2006. While in that role, Lombardi worked with a defensive line that combined for 25.5 sacks.

Bringing game-planning and play-calling experience to his position, he was the offensive coordinator and quarterbacks coach from 2002-05 at Mercyhurst College, while also serving as recruiting coordinator.

In 2001, Lombardi coached tight ends and running backs for the XFL's New York/New Jersey Hitmen. In 2000, he tutored the defensive line and served as strength & conditioning coordinator at Bucknell University.

He coached both the tight ends and tackles at the Virginia Military Institute in 1999 after opening his coaching career at the University of Dayton where he was responsible for the defensive line from 1996-98. The Flyers won 20-straight games during his tenure.

Lombardi—the grandson of legendary coach Vince Lombardi—is a 1994 graduate of the United States Air Force Academy, where he earned three letters as a tight end and one in lacrosse.

PLAYING CAREER: Air Force, 1991-93.
COACHING CAREER: Dayton, 1996-98; Virginia Military Institute, 1999; Bucknell University, 2000; New York/New Jersey Hitmen (XFL), 2001; Mercyhurst College, 2002-05; Atlanta Falcons, 2006; New Orleans Saints, 2007-.



Terry MALONE

TIGHT ENDS

The leader of a position group that has been a productive component of an offense that has ranked among the NFL's top units since 2006, tight ends coach Terry Malone enters his eighth season in New Orleans. He brings three decades of coaching experience to his post, including two stints as an offensive coordinator.

The club's platoon of tight ends have been solid and consistent as both receivers and blockers under Malone's tutelage.

Under Malone's direction, Jimmy Graham continued to develop into one of the game's top tight ends in 2012, as he amassed 85 receptions (third-highest total by all NFL tight ends) for 982 yards and nine touchdowns.

In 2011, Malone helped Graham produce one of the most prolific campaigns for an NFL tight end with a franchise-record 99 receptions for 1,310 yards. He tied a team mark with 11 touchdown grabs, with 74 of his catches moving the chains to lead the club in first downs. Among tight ends all-time, his yardage total ranked second, receptions tied for third and scoring grabs tied for eighth.

In 2010, the Saints were the only team with three tight ends with at least 30 catches. Malone played a pivotal role in Graham's development as a rookie. Despite playing only one season of college football, he finished with 31 receptions for 356 yards and five touchdowns.

In 2009, Malone integrated David Thomas into the offense quickly following a week one trade. He responded with 35 grabs for 356 yards with one touchdown to team with Jeremy Shockey, who had 48 receptions for 569 yards with three touchdowns, scoring two more times in the playoffs including the go-ahead touchdown grab in Super Bowl XLIV. Both tight ends played a key role in the blocking scheme for the NFL's sixth-ranked rushing offense.

Malone's work with tight ends has a long history. He worked at the University of Michigan from 1997-2005, including his final four seasons as the Wolverines' offensive coordinator/tight ends. During Malone's nine seasons, Michigan won five Big 10 championships and appeared in eight New Year's Day bowl games.

In his tenure as coordinator, the school had 14 All-Big Ten selections and four All-Americans. The Wolverines had back-to-back conference Player of the Year winners on offense (running back Chris Perry, 2003, and wide receiver Braylon Edwards, 2004). In 2004, the offense ranked second in the Big Ten and 24th in

COACHINGSTAFF

the nation in scoring by averaging over 30 points per contest. The Wolverines were led by Rimington Trophy co-recipient David Baas and Edwards, who won the Biletnikoff Award as the country's top receiver. Quarterback Chad Henne became the first true freshman in Big Ten history to lead his squad to a conference title and was the first to start a Rose Bowl.

In 2003, Malone was named a finalist for the Broyles Award, recognizing the top college assistant. It was a fitting honor, as the Wolverines tied for 12th nationally in scoring (35.4 avg.) and 15th in total offense (446.7 avg.) while setting school records in every passing category. Michigan led the Big Ten in passing (270.8 avg.) for the first time since 1948 and set school marks for total yards (5,807) en route to the conference title.

Malone began his years at Michigan as offensive line coach, with the Wolverines winning the 1997 national title in his first season. His line allowed a conference-low 18 sacks. He remained in that position until being promoted to offensive coordinator after the 2001 season. Michigan's front line had three NFL draft picks in 2001, including first round draft picks Steve Hutchinson and Jeff Backus and second-rounder Maurice Williams. The line paved the way for running back Anthony Thomas to break all of the Wolverines' rushing yardage and touchdown records.

Two Malone-coached players were recognized as the Big Ten Offensive Lineman of the Year: Jon Jansen (1997) and Hutchinson (2000). Hutchinson became just the fourth player in conference history to earn All-Big Ten first team honors after all four years.

Malone arrived at Ann Arbor after spending 1996 as offensive line coach at Boston College on the staff of Dan Henning. Prior to that season, Malone served as offensive line coach, tight ends coach, and offensive coordinator at Bowling Green from 1986-95, where he was a part of two squads to win MAC Conference championships and subsequent bowl games. Before returning to his alma mater, Holy Cross, in 1985 to tutor the tight ends, Malone opened his coaching career as a graduate assistant at the University of Arizona, under the late Larry Smith.

A native of Redford, Mich., Malone attended The College of The Holy Cross in Worcester, Mass., and played four seasons at tight end. Malone was the Crusaders' captain as a senior. He earned a bachelor's degree in history from Holy Cross (1983). Malone and his family volunteer at the Covington Food Bank and are active parishioners at the Most Holy Trinity Church in Covington.

PLAYING CAREER: Holy Cross, 1979-82.
COACHING CAREER: Arizona, 1983-84; Holy Cross, 1985; Bowling Green, 1986-95; Boston College, 1996; Michigan, 1997-2005; New Orleans Saints, 2006-.



Wesley McGRIFF

SECONDARY

A 23-year coaching veteran in the collegiate ranks, Wesley McGriff joined the Saints during the 2013 off-season as the team's secondary coach.

McGriff spent 2012 as co-defensive coordinator/cornerbacks at the University of Mississippi. Ole Miss finished second in the Southeastern Conference and in the top 15 in the NCAA in tackles for a loss per game (7.7) and sacks per game (2.8). Linebacker Denzel Nkemdiche was named to the Football Writers Association of America All-America Team and SEC All-Freshman team, defensive tackle Isaac Gross earned conference All-Freshman honors from league coaches and was named to the CollegeFootballNews.com Freshman All-America first team and safety Trae Elston was named to the ESPN SEC All-Freshman team.

Prior to joining the Rebels, McGriff spent one season as defensive backs coach/recruiting coordinator at Vanderbilt, where he helped the Commodores to only their fifth all-time appearance in a bowl. His secondary produced 12 interceptions, three of which were returned for touchdowns. McGriff helped defensive back Casey Hayward to become the first Vanderbilt All-American in four years, posting seven interceptions, the third-highest single-season total ever by a Commodore.

Before moving to Nashville, McGriff spent four seasons as the secondary coach at the University of Miami (Fla.). In 2010, the Hurricanes ranked second in the nation in pass defense, allowing just 164.3 yards per game. The Miami defense finished the season ranked 16th nationally and 21st in scoring defense. In 2009, the Hurricanes ranked 29th in total defense, as he tutored All-America defensive back Brandon Harris. McGriff also tutored current Philadelphia Eagles safety Kenny Phillips and Green Bay Packers defensive back Sam Shields. Phillips was named an All-American before becoming a first-round selection of the New York Giants in 2008.

McGriff served as the defensive backs coach/recruiting coordinator at Baylor from 2003-06 and enjoyed his first major college stint at Kentucky from 2001-02. He spent 2000 as the secondary coach at Eastern Kentucky where he mentored current Arizona Cardinals defensive back Yeremiah Bell, who earned first-team All-Ohio Valley Conference honors and was later drafted by the Miami Dolphins in the sixth round in 2003.

From 1995-99, McGriff served in multiple roles including assistant head coach, defensive coordinator and secondary coach at Kentucky State and was named the AFCA's NCAA Division II National Assistant Coach of the Year.

He began his coaching career at his alma mater, Savannah State, from 1990-94. Starting as a graduate assistant, McGriff tutored running backs before coaching the secondary in 1991, later serving as defensive coordinator and interim head coach.

McGriff, a Tifton, Ga. native, started at linebacker for Savannah State from 1987-89 and was named the conference's 1989 Male Academic Athlete of the Year. He received his bachelor's degree while graduating cum laude in 1990 and earned a master's in public administration from Georgia Southern in 1993. McGriff was commissioned as a second lieutenant in the U.S. Army in 1990 and was a member of the Army Reserves until 2001.

PLAYING CAREER: Savannah State, 1986-89.
COACHING CAREER: Savannah State, 1990-94; Kentucky State, 1995-99; Eastern Kentucky, 2000; Kentucky, 2001-02; Baylor, 2003-06; Miami (Fla.), 2007-10; Vanderbilt, 2011; Mississippi, 2012; New Orleans Saints, 2013-.



Dan ROUSHAR

RUNNING BACKS

Dan Roushar will tutor the Saints running backs in his first campaign as an NFL assistant after a 28-year tenure in the college coaching ranks.

Roushar came to New Orleans following a six-year stint at Michigan State, the last two as offensive coordinator/tight ends coach. In 2012, the Spartans enjoyed a productive campaign running the ball as junior running back La'Veon Bell won the Big Ten rushing title with 1,793 yards, the second-highest single-season total in MSU history as he was selected first-team All-Big Ten and a first-team All-American by CollegeFootballNews.com. The passing offense ranked fourth in the conference.

In Roushar's first season as coordinator in 2011, the Spartans averaged 31.0 points per game, ranked third in the conference, while setting school records for most points (434) and passing yards (3,535), and finishing second in net yardage (5,466). Prior to his promotion, Roushar served four seasons as the Spartans' offensive line coach.

In four seasons coaching the offensive line, Roushar's linemen earned All-Big Ten recognition on eight occasions. In 2010, the Spartans established their running identity early, rushing for more than 200 yards in five of the first six games.

In 2009, his unit surrendered only 14 sacks, the fewest amount of any team in the conference. The previous year, the offensive line blocked for the nation's fourth-leading rusher in Javon Ringer while allowing only 24 takedowns. Upon his arrival in East Lansing in 2007, Roushar had to juggle the starting lineup with eight different offensive line combinations, but he led his unit to be one of the most productive in the Big Ten as the Spartans ranked fourth in the conference and 25th in the NCAA in rushing with 198.2 yards per game.

Prior to arriving in East Lansing, Roushar served two seasons as offensive line coach at Cincinnati from 2005-06. A two-year letterman as a quarterback at Northern Illinois, he began his coaching career as a student assistant at his alma mater in 1984 and also spent time as an assistant at Butler (1986-92), Rhode Island (1993), Ball State (1994) and Illinois (1995-96). Roushar then spent six years as offensive line coach at Northern Illinois before returning to Champaign for a two-year stint in 2003.

PLAYING CAREER: Northern Illinois, 1982-83.
COACHING CAREER: Northern Illinois, 1984; Butler, 1986-92; Rhode Island, 1993; Ball State, 1994; Illinois, 1995-96; Northern Illinois, 1997-2002; Illinois, 2003-04; Cincinnati, 2005-06; Michigan State, 2007-12; New Orleans Saints, 2013-.



Carter SHERIDAN

OFFENSIVE ASSISTANT/ WIDE RECEIVERS

Sheridan enters his 10th season with the Saints and fourth in his current position. Sheridan's responsibilities include quality control, scouting reports, passing game drawings, film breakdown, scheduling and playbook design, among other duties. He also works closely on a daily basis in meetings and practice with the team's wide receivers. Sheridan started with the Saints as an intern in the marketing department in 2004.

The New Orleans native played defensive back for Florida A&M from 1996-98 and graduated with a degree in business administration, earning a scholarship after a prep career at St. Augustine High School.

PLAYING CAREER: Florida A&M, 1996-98.
COACHING CAREER: New Orleans Saints, 2005-.

COACHINGSTAFF



Frank SMITH

OFFENSIVE ASSISTANT/ OFFENSIVE LINE

Smith, a nine-year coaching veteran, joined the Saints in 2010 and assists the team's offensive staff in all aspects of game preparation, while also working closely with Bret Ingalls in tutoring the offensive line.

Smith served on the coaching staff at Butler University from 2006-09. He tutored the Bulldog offensive line for his entire tenure in addition to handling offensive coordinator duties his final three seasons. Smith served as a graduate assistant at Miami (Ohio) University from 2004-05.

A three-year starter on the Miami offensive line from 2000-03, Smith graduated in 2004.

PLAYING CAREER: Miami (Ohio), 2000-03.
COACHING CAREER: Miami (Ohio), 2004-05; Butler, 2006-09; New Orleans Saints, 2010-.



Marcus UNGARO

DEFENSIVE ASSISTANT

Ungaro enters his seventh season with the Saints, and fourth as a member of the coaching staff. He assists the club's defensive coaching staff by assisting with the playbook composition, scouting reports, film breakdown and practice drills. He started with the Saints as an intern in the communications department in 2007 and served as a video assistant from 2008-09.

Ungaro received a bachelor's degree in sports management from Washington State University. The native of Sammamish, Washington previously played defensive back and was a member of the baseball team at Southwestern College (Chula Vista, Ca.).

PLAYING CAREER: Southwestern College, 2004-05.
COACHING CAREER: New Orleans Saints, 2010-.



Rob WENNING

STRENGTH & CONDITIONING ASSISTANT

Rob Wenning enters his fourth season helping head strength and conditioning coach Dan Dalrymple and assistant strength and conditioning coach Charles Byrd in the implementation of the club's strength and conditioning program.

Wenning came to the Saints after serving as a strength and conditioning graduate assistant at LSU from 2008-10, where he completed his master's degree in sports management. During his assistantship in Baton Rouge, he served as the primary strength coach for the swimming and diving and men's tennis teams, while assisting with the football and baseball strength programs. Prior to enrolling at LSU, the Coldwater, Ohio native served a football strength and conditioning internship at Ohio State University from 2007-08.

Wenning played on both the offensive line and at tight end at the University of Findlay (Ohio) from 2003-06, where he received a bachelor's degree in strength and conditioning.

PLAYING CAREER: University of Findlay, 2003-06.
COACHING CAREER: Ohio State, 2007-08; Louisiana State, 2008-10; New Orleans Saints, 2010-.



Brian YOUNG

DEFENSIVE ASSISTANT/ LINEBACKERS

In his fifth season in a coaching capacity with the Saints, Young will assist the defensive coaching staff while helping assistant head coach/linebackers Joe Vitt tutor the linebackers for the second consecutive season.

Young joined the staff in 2009 after concluding a nine-year NFL career, where he appeared in 124 games and had 22.5 sacks and eight fumble recoveries. From 2004-08, he served as a valuable member of the Saints interior defensive line rotation, starting 58-of-64 contests.

COACHING STAFF

Young played at Texas-El Paso from 1996-99. He was the Western Athletic Conference Defensive Player of the Year as a senior, when he had a career-high 121 tackles and eight sacks. The El Paso native graduated with a bachelor's degree in criminal justice.

PLAYING CAREER: Texas El-Paso, 1996-99; St. Louis Rams, 2000-03; New Orleans Saints, 2004-08.
COACHING CAREER: New Orleans Saints, 2009-.



Sondra EGAN

ADMINISTRATIVE ASSISTANT TO THE HEAD COACH





PLAYERS



Isa ABDUL-QUDDUS

42
S

HEIGHT: 6-1 WEIGHT: 205
COLLEGE: FORDHAM
JOINED SAINTS: FA-11
NFL EXPERIENCE: 3
BORN: 8/3/89

NFL CAREER – After not being picked in the 2011 NFL Draft, Abdul-Quddus was the only rookie free agent to make the team's opening day 53-man roster out of training camp and has become a solid contributor both on special teams and in the defensive backfield, impressing coaches with both his contributions in the kicking game and ability to be around the ball on defense and make plays. The former Fordham University standout appeared in 15 games with three starts at free safety in 2012, recording 36 tackles (24 solo), two interceptions, eight passes defensed and one fumble recovery. His career totals include 45 tackles (29 solo), two interceptions, 10 passes defensed, one forced fumble, one fumble recovery, as well as 20 stops and two forced fumbles on special teams.

CAREER TRANSACTIONS – Signed by New Orleans as an undrafted free agent, 7/27/11.

2012 – Played in 15 games with three starts at free safety. Inactive following his recovery from a concussion at Atlanta, Nov. 29. Recorded 36 tackles (24 solo), two interceptions, eight passes defensed, a fumble recovery and nine special teams stops. Started the final three games of the season after an injury to starting free safety Malcolm Jenkins…Finished with four tackles (three solo) at Tampa Bay, Oct. 21…Had two tackles (one solo) and two special teams stops at Denver, Oct. 28…Made two tackles (one solo), one pass defense and his first-career recovery of a fumble by Brent Celek vs. Philadelphia, Nov. 5…Posted four tackles (three solo) and one special teams stop at Oakland, Nov. 18…Recorded three tackles (two solo), two passes defensed and his first career interception, picking off Eli Manning, while also contributing two special teams stops at N.Y. Giants, Dec. 9…Registered a career-high five stops (four solo), an interception of Josh Freeman and two passes defensed in his first start of 2012 vs. Tampa Bay, Dec. 16…Started and posted four tackles (three solo) at Dallas, Dec. 23…Started the final contest of the season vs. Carolina, Dec. 30, and earned three solo stops and two passes defensed. **2011** – Made the opening day 53-man roster and appeared in all 16 regular season games with one start at free safety, recording nine tackles (five solo), two passes defensed, one forced fumble while adding 11 tackles and two forced fumbles on special teams…Saw action in both postseason games, registering one special teams tackle and three stops from his safety position…Made one special teams tackle and forced a fumble on a punt return by Devin Hester in the home-opening win vs. Chicago, Sept. 18…Posted two special teams tackles vs. Houston, Sept. 25…Recorded one tackle on defense and added a special teams tackle vs. Indianapolis, Oct. 23…Registered one solo tackle and a pass defensed and added two tackles and forced a fumble by Aaron Ross on spe-

cial teams vs. N.Y. Giants, Nov. 28…Had two special teams tackles at Tennessee, Dec. 11…Made three tackles (two solo) and a special teams tackle vs. Atlanta, Dec. 26…Started his first NFL contest and recorded four tackles (two solo) and a forced fumble in the regular season finale vs. Carolina, 1/1/12…Made two tackles in his first playoff appearance in NFC Wild Card Playoff vs. Detroit, 1/7/12… Registered one solo tackle and added a special teams tackle in NFC Divisional Playoff at San Francisco, 1/14/12.

COLLEGE – A two-year starter in the defensive backfield for Fordham and had four-year totals of 193 tackles, including 12 stops for a loss and three sacks… Also intercepted three passes and added 10 passes defensed…As a senior, led team with 78 tackles, forced three fumbles and had six passes defensed…As a junior, started all 11 games at cornerback and recorded 58 tackles, three interceptions and five pass breakups while also forcing two fumbles…Graduated with a bachelor's degree in accounting/finance.

PERSONAL – Prepped at Union (N.J.) HS where he was first-team All-County and second-team All-State as a senior, making over 100 tackles in both his senior and junior seasons…A regular visitor to the pediatric ward of Ochsner Medical Center…Participated in Rebuilding Together's "Kickoff to Rebuild" event prior to Super Bowl XLVII in Algiers, where he assisted in painting the front of several rehabilitated houses and served as a celebrity judge for a barbeque competition…Also participated Super Bowl XLVII week in the NFL's Play 60 - Scholastic Read & Rise event at Chateau Elementary in Kenner…Born Aug. 3, 1989.

ISA ABDUL-QUDDUS

				TACKLES				INTERCEPTIONS					FUMBLES		
Year	Team	GP	GS	Tot	Solo	Asst	Sk	Yds	No	Yds	Lg	TD	PD	FF	FR	Yds
2011	New Orleans	16	1	9	5	4	0.0	0.0	0	0	0	0	2	1	0	0
2012	New Orleans	15	3	36	24	12	0.0	0.0	2	12	12	0	8	0	1	0
NFL Totals		**31**	**4**	**45**	**29**	**16**	**0.0**	**0.0**	**2**	**12**	**12**	**0**	**10**	**1**	**1**	**0**

ADDITIONAL STATISTICS: Special Teams Tackles — (2011, 11); (2012, 9) **Total: 20; Special Teams Forced Fumbles —** (2011, 2) **Total: 2.**

CAREER HIGHS: Tackles — 5, vs. Tampa Bay (12/16/12); **Sacks —** 0; **Interceptions —** 1 (2x), last vs. Tampa Bay (12/16/12); **Passes Defensed —** 2 (3x), last vs. Carolina (12/30/12); **Forced Fumbles —** 1, vs. Carolina (1/1/12); **Fumble Recoveries —** 1, vs. Philadelphia (11/5/12); **Special Teams Tackles —** 2 (4x), last at N.Y. Giants (12/9/12); **Special Teams Forced Fumbles —** 1 (2x), last vs. N.Y. Giants (11/28/11).

POSTSEASON

				TACKLES				INTERCEPTIONS					FUMBLES		
Year	Team	GP	GS	Tot	Solo	Asst	Sk	Yds	No	Yds	Lg	TD	PD	FF	FR	Yds
2011	New Orleans	2	0	3	3	0	0.0	0.0	0	0	0	0	0	0	0	0
NFL Totals		**2**	**0**	**3**	**3**	**0**	**0.0**	**0.0**	**0**	**0**	**0**	**0**	**0**	**0**	**0**	**0**

ADDITIONAL POSTSEASON STATISTICS: Special Teams Tackles — (2011, 1) **Total: 1**

POSTSEASON CAREER HIGHS: Tackles — 2, vs. Detroit (1/7/12); **Sacks —** 0; **Interceptions —** 0; **Int. Ret for TD —** 0; **Passes Defensed —** 0; **Forced Fumbles —** 0; **Fumble Recoveries —** 0; **Special Teams Tackles —** 1, at San Francisco (1/14/12).



Baraka ATKINS

98
DE

HEIGHT: 6-4 WEIGHT: 265
COLLEGE: MIAMI (FLA.)
JOINED SAINTS: FA-13
NFL EXPERIENCE: 3
BORN: 9/21/88

NFL CAREER – This veteran defender was signed by the Saints following the club's rookie minicamp to add competition. After spending training camp with the Dallas Cowboys in 2012, Atkins, who was originally a fourth-round draft pick of the Seattle Seahawks in 2007, is familiar with Saints defensive coordinator Rob Ryan's 3-4 alignment and has appeared in 21 career games, recording 28 tackles (19 solo), two sacks, one pass defense and two fumble recoveries.

CAREER TRANSACTIONS – Signed by Saints, 5/13/13; Released by Dallas, 8/31/12; Signed by Dallas Cowboys, 1/11/12; Released by Pittsburgh, 9/5/11; Signed by Pittsburgh Steelers, 1/11/11; Released by Denver, 9/5/10; Signed by Denver Broncos, 1/14/10; Released by San Francisco, 12/22/09; Signed by San Francisco 49ers, 12/9/09; Released by Seattle, 9/5/09; Placed on Reserve/Injured by Seattle, 1/1/08; Signed by Seattle, 7/24/07; Selected by Seattle Seahawks in the fourth round (120th overall) of 2007 NFL Draft.

2012 – Signed with the Cowboys on 1/11/12, but was released before the season and out of football the rest of the year. **2011** – Signed with the Pittsburgh Steelers on 1/11/11, but was released before the season and out of football the rest of the year. **2010** – Signed with the Denver Broncos on 1/14/10, but was released before the season and out of football for the rest of the year. **2009** – Was released by Seattle after training camp and remained out of football until signing with San Francisco on Dec. 9…Inactive for two games with the 49ers prior to his release on Dec. 22. **2008** – Played in nine games for Seattle with a career-high 18 tackles (15 solo), two sacks and one fumble recovery. **2007** – Saw action in 12 games with the Seahawks as a rookie, finishing with 10 tackles, one pass defensed and one fumble recovery.

COLLEGE – Finished his career at the University of Miami (Fla.) with 175 tackles, 18 sacks, nine passes defensed, five forced fumbles and three fumble recoveries, including one for a touchdown in 49 games with 45 starts along the defensive line…Earned All-ACC honorable mention as a senior with 10 starts, posting 49 tackles, four sacks, two fumble recoveries and two passes defensed…As a junior, played in 12 games, starting 11 of them and finished with 50 tackles, 2.5 sacks and three passes defensed…Earned All-ACC honorable mention as a sophomore, starting all 12 games, switching from defensive end to tackle and recording 33 tackles, 6.5 sacks, two forced fumbles and one fumble recovery returned for a touchdown…Played in 13 games, starting 12 as a redshirt freshman, earning freshman third-team All-American honors by *The Sporting News*, as he

recorded 43 tackles and five sacks and led the team with three forced fumbles… Majored in business management.

PERSONAL – Earned first-team Class 5A All-State recognition as a senior at Booker (Sarasota, Fla.) HS, and was named to the *Atlanta Journal-Constitution* Super Southern 100 squad…Had 78 tackles, 25 sacks, four forced fumbles and four fumble recoveries as a senior…Lettered in football, track and basketball.

BARAKA ATKINS

				TACKLES				INTERCEPTIONS					FUMBLES		
Year	Team	GP	GS	Tot	Solo	Asst	Sk	Yds	No	Yds	Lg	TD	PD	FF	FR	Yds
2007	Seatte	12	0	10	4	6	0.0	0.0	0	0	0	0	1	0	1	0
2008	Seattle	9	0	18	15	3	2.0	7.0	0	0	0	0	0	0	1	0
2009	San Francisco	0	0	0	0	0	0.0	0.0	0	0	0	0	0	0	0	0
NFL Totals		**21**	**0**	**28**	**19**	**9**	**2.0**	**7.0**	**0**	**0**	**0**	**0**	**1**	**0**	**2**	**0**

CAREER HIGHS: Tackles — 5, vs. New England (12/7/08); **Sacks —** 2, vs. New England (12/7/08); **Forced Fumbles —** 0; **Fumble Recoveries —** 1 (2x), last vs. Washington (11/23/08).



Drew BREES

9

QB

HEIGHT: 6-0 WEIGHT: 209
COLLEGE: PURDUE
JOINED SAINTS: UFA-06 (SD)
NFL EXPERIENCE: 13
BORN: 1/15/79

NFL CAREER – Few players in the era of NFL free agency can rival the impact that Drew Brees has made on the New Orleans Saints since arriving in 2006 from the San Diego Chargers – leading the team to victory in Super Bowl XLIV and being named the contest's Most Valuable Player, earning league Offensive Player of the Year honors after three seasons, *Sports Illustrated* Sportsman of the Year and *Associated Press* Male Athlete of the Year in 2010, being voted to the Pro Bowl six times and shattering league and team passing records. He ranks among the league's elite quarterbacks, becoming only the second player in NFL history to pass for over 4,000 yards in seven-straight campaigns – including an NFL-record three 5,000-yard passing seasons, setting the league single-season mark with 5,476 in 2011. Brees has also set three other single-season league records since joining the Saints: 300-yard passing games (13, 2011), completion percentage (71.2, 2011) and completions (468, 2011). His streak of 54 consecutive games with a touchdown pass shattered a mark that had stood since 1960. Last season, he was selected to his fifth consecutive and seventh Pro Bowl overall, as he completed 422-of-670 passes (63.0%) for 5,177 yards with 43 touchdown passes and a 96.3 passer rating. Brees led the NFL in yardage, touchdown passes and completions of 25 yards or more (47). Since 2006, he leads the NFL with 33,571 passing yards, 4,340 attempts, 2,910 completions and 244 TD passes, all franchise marks. Brees' record as a starter for the Saints is 69-42 (.622) in the regular season and 5-3 (.625) in the

postseason, ranking as the winningest signal-caller in franchise annals. Brees also has thrown for over 300 yards in 60 games with the Saints, including nine contests with over 400, ranked second in NFL record books. Overall in his 12-year NFL career, he's completed 4,035-of-6,149 passes (65.6%) for 45,919 yards, 324 touchdown throws and a 94.3 passer rating. He's the league's third-most accurate passer all-time, ranks fifth in completions, sixth in touchdowns, owns the seventh-best passer rating and ranks eighth in yardage. A pillar of the community, he's also received numerous accolades and awards for taking a leadership role off the field in the Gulf South community.

CAREER TRANSACTIONS – Agreed to terms on a five-year contract, 7/13/12; Designated Exclusive Rights Franchise Player, 3/3/12; Signed to six-year contract with Saints (UFA-SD), 3/16/06; Re-signed by San Diego Chargers to one-year contract as Franchise Player, 3/4/05; Designated Franchise Player by San Diego, 2/22/05; Signed by San Diego to a four-year contract, 8/7/01; Selected by San Diego in the second round (32nd overall) of 2001 NFL Draft.

HONORS – **2012:** Pro Bowl; NFC Offensive Player of the Week (Week 5); GMC Never Say Never Moment of the Week (Week 5); FedEx Air Player of the Week (Week 7). **2011:** Pro Bowl; *Associated Press* NFL Offensive Player of the Year; *Sports Illustrated* NFL Offensive Player of the Year (Peter King); FedEx Air Player of the Year; Committee of 101 NFC Offensive Player of the Year; Bart Starr Award; *Sports Illustrated* (Peter King) All-Pro; Second-team *AP* All-Pro; NFC Offensive Player of the Month (December/January); GMC Never Say Never Moment of the Week (Week 3); NFC Offensive Player of the Week (Weeks 7, 12 and 16); Fed Ex Air Player of the Week (Weeks 12 and 16). **2010:** Pro Bowl; *Sports Illustrated* Sportsman of the Year; *AP* Male Athlete of the Year; *Sporting News* 100 Greatest Players (No. 2). **2009:** Super Bowl XLIV MVP; Pro Bowl starter; *Sporting News* Offensive Player of the Year; Maxwell Club Player of the Year; NFL Alumni – Quarterback of the Year; Committee of 101 NFC Offensive Player of the Year; PFWA Good Guy Award; *Sporting News* 100 Greatest Players (No. 18); *Sporting News* All-Pro; Second-team *AP* All-Pro; FedEx Air Player of the Year; USA Football All-Fundamentals Team; NFC Offensive Player of the Month (September); NFC Offensive Player of the Week (Weeks 1, 6 and 12); FedEx Air Player of the Week (Weeks 1, 2 and 6). **2008:** Pro Bowl; *AP* NFL Offensive Player of the Year; FedEx Air Player of the Year; Committee of 101 NFC Offensive Player of the Year; *Sports Illustrated* (Peter King) All-Pro; *Sporting News* All-Pro; *Pro Football Weekly*/PFWA All-NFC; Second-team *AP* All-Pro;

WORTH NOTING

Since joining the Saints in 2006, Brees has completed 2,910 of 4,340 passes (67.1%) for 33,571 yards with 244 touchdown passes and a 98.2 passer rating, leading the NFL in passing yardage, attempts, completions and scoring throws. Brees is the club's all-time leader in virtually every passing category.

Throwing for an NFL-leading 5,177 yards in 2012, Brees became the only NFL player to throw for at least 5,000 yards in three seasons.

NFC Offensive Player of the Month (September); NFC Offensive Player of the Week (Weeks 6, 8 and 12); FedEx Air Player of the Week (Weeks 8 and 12). **2007:** *Pro Football Weekly*/PFWA Arthur S. Arkush Humanitarian Award; NFC Offensive Player of the Week (Weeks 8 and 14). **2006:** Pro Bowl (starter); co-NFL Walter Payton Man of the Year; *AP* All-Pro; Maxwell Club Player of the Year; Committee of 101 NFC Offensive Player of the Year; PFWA George Halas Award; *Pro Football Weekly*/PFWA All-Pro & All-NFC; *Sporting News* All-Pro; *USA Today* All-Pro; *Sports Illustrated* (Dr. Z) MVP; NFL FedEx Air Player of the Year; NFC Offensive Player of the Week (Weeks 9 and 14); FedEx Air Player of the Week (Weeks 9, 12 and 14); Jim Finks Good Guy Award (cooperation with local media). **2005:** AFC Offensive Player of the Week (Week 4); FedEx Air NFL Player of the Week (Week 9). **2004:** Pro Bowl; Comeback Player of the Year (*AP*, FoxSports.com and *Dallas Morning News*); Most Improved Player (CBSSportsline.com, *Pro Football Weekly* and *Sports Illustrated*); *Football Digest* All-Pro (second-team); *College & Pro Football Newsweekly* All-Pro (second-team); AFC Offensive Player of the Week (Week 8); FedEx Air NFL Player of the Week (Weeks 8 and 9).

2012 – Selected by teammates as one of the six season-long team captains. Started all 16 games and completed 422-of-670 passes (63.0%) for 5,177 yards with 43 touchdowns and 19 interceptions for a 96.3 rating. Led NFL in passing yardage, touchdown passes and completions of 25 yards or more (47). Touchdown total was the second-highest total (46 in 2012) of his career, making him and Dan Marino the only two players in NFL history with at least two seasons with 40 or more touchdowns. Yardage total was the third-highest single-season figure in NFL records. Also extended his own NFL-record streak of games with 20 or more completions to 54. Threw for 250 yards or more in 13 games, including 10 of over 300…First Saint to be selected to five consecutive Pro Bowls since William Roaf (1996-2000), as he earned his sixth selection as a Saint, (injury replacement for Robert Griffin III) starting the game. Only Roaf (7) has been selected more often in Saints records, as Brees joins Morten Andersen and Rickey Jackson as six-time selections…Completed 35-of-54 passes for 446 yards, three touchdowns and a 109.0 rating at Green Bay, Sept. 30. First quarter 20-yard touchdown to Marques Colston extended his streak of consecutive games with a TD pass to 47, tying

NFL RECORDS

NFL RECORDS BREES HAS SET OR TIED SINCE JOINING THE SAINTS:

Passing yardage in a season: 5,476, 2011
Completions in a season: 468, 2011
Games with over 300 yards passing in a season: 13, 2011
Consecutive games with 300 yards passing: 9, Nov. 13. 2011-Sept. 16, 2012
Most passing yards in a five-game span: 1,954, Oct. 29-Nov. 26, 2006
Completion percentage in a season: 71.2, 2011
Most passing yards in a four-year span: 19,661, 2009-12
Most passing yards in a five-year span: 24,730, 2008-12
Consecutive games with a touchdown pass: 54, 2009-12

BREES TDS

TOUCHDOWN TARGETS

Drew Brees has thrown touchdown passes to 41 different players in the regular season and 12 different players in the playoffs. Below is a breakdown of Brees' total number of touchdown passes to each receiver entering the 2013 season.

Regular Season (324)

• **Marques Colston**	**58**	• Tim Dwight	3	• Devery Henderson	4
• **Lance Moore**	**36**	• Heath Evans	3	• **Marques Colston**	**3**
• **Jimmy Graham**	**25**	• Fred McCrary	3	• **Jimmy Graham**	**3**
• Antonio Gates	23	• Billy Miller	3	• Reggie Bush	2
• Robert Meachem	23	• **Joseph Morgan**	**3**	• Jeremy Shockey	2
• Devery Henderson	17	• Kassim Osgood	3	• **Pierre Thomas**	**2**
• **Darren Sproles**	**14**	• Justin Peelle	3	• Heath Evans	1
• Reggie Bush	12	• Mark Campbell	2	• Antonio Gates	1
• Eric Parker	10	• Eric Johnson	2	• Deuce McAllister	1
• Keenan McCardell	9	• Mike Karney	2	• Keenan McCardell	1
• **Pierre Thomas**	**8**	• Josh Norman	2	• Robert Meachem	1
• Reche Caldwell	7	• Stephen Alexander	1	• **Darren Sproles**	**1**
• Jeremy Shockey	6	• Ernie Conwell	1		
• David Thomas	6	• Darnell Dinkins	1		
• LaDainian Tomlinson	6	• John Gilmore	1		
• Curtis Conway	5	• Freddie Jones	1		
• Terrance Copper	5	• Jamal Jones	1		
• **Jed Collins**	**4**	• Deuce McAllister	1		
• Joe Horn	4	• Lorenzo Neal	1		
• David Patten	4	• Aaron Stecker	1		
• David Boston	3				

MILESTONE TOUCHDOWN PASSES

No.	Date	Opponent	Stadium	Receiver	Yards
1	11/04/01	vs. Kansas City	Qualcomm Stadium	Freddie Jones	20
25	10/05/03	at Jacksonville	ALLTEL Stadium	David Boston	13
50	11/28/04	at Kansas City	Arrowhead Stadium	Antonio Gates	11
75	12/04/05	vs. Oakland	Qualcomm Stadium	Antonio Gates	6
100	12/03/06	vs. San Francisco	Louisiana Superdome	Reggie Bush	5
125	12/02/07	vs. Tampa Bay	Louisiana Superdome	Terrance Copper	4
150	11/09/08	at Atlanta	Georgia Dome	Deuce McAllister	15
175	09/20/09	at Philadelphia	Lincoln Financial Field	Marques Colston	15
200	12/13/09	at Atlanta	Georgia Dome	Reggie Bush	21
225	11/25/10	at Dallas	Cowboys Stadium	Lance Moore	12
250	10/23/11	vs. Indianapolis	Mercedes-Benz Superdome	Marques Colston	4
275	12/26/11	vs. Atlanta	Mercedes-Benz Superdome	Robert Meachem	24
276*	12/26/11	vs. Atlanta	Mercedes-Benz Superdome	Darren Sproles	9
295$	10/7/12	vs. San Diego	Mercedes-Benz Superdome	Devery Henderson	40
300	10/28/12	at Denver	Sports Authority Field at Mile High	Darren Sproles	29

*Brees' 41st touchdown pass of the season occurred on the same play in which he set a new NFL record for most passing yards in a single-season with 5,087 yards, breaking Dan Marino's former record of 5,084 yards.

$ Brees' 40-yard touchdown pass to Devery Henderson marked his 48th consecutive game with a touchdown throw, surpassing the previous NFL record of 47 held by Johnny Unitas

Johnny Unitas' NFL record. Yardage total was tied for second in club records… Completed 29-of-45 passes for 370 yards, four touchdowns, an interception and a 110.4 rating in leading the Saints to their first win of the season vs. San Diego, Oct. 7. Brees' 40-yard touchdown pass to Devery Henderson marked the 48th consecutive game he tossed a touchdown, making him the new NFL record-holder for consecutive games with a TD pass. Trailing 24-21 in the fourth quarter, led Saints back from a three-point deficit on a nine-play, 90-yard drive, as he completed six-of-six throws for 89 yards including a five-yard scoring pass to Colston. Captured conference Offensive Player of the Week honors for the first time in 2012, 14th as a Saint and 16th overall…Completed 27-of-37 passes (73.0%) for 377 yards with four touchdowns, one interception and a 130.1 rating at Tampa Bay, Oct. 21…With his 300th and 301st TDs, surpassed former Bronco John Elway into sixth place on NFL's all-time list at Denver, Oct. 28…Completed 21-of-27 passes for 239 yards, two touchdown passes, one interception and a 128.2 passer rating vs. Philadelphia, Nov. 5. His two TDs came on a second quarter one-yard pass to Colston and a third quarter six-yard throw to Jimmy Graham…Completed 21-of-32 passes for 298 yards, three touchdowns, one interception and a 113.8 rating in leading the Saints to a 31-27 win vs. Atlanta, Nov. 11…Completed 20-of-27 passes for 219 yards, three touchdowns and a season-high 134.6 passer rating at Oakland, Nov. 18…Had his streak of consecutive games with a touchdown pass end at 54 when he failed to throw a scoring pass at Atlanta, Nov. 29…Completed 26-43 for 354 yards, one touchdown and two interceptions at N.Y. Giants, Dec. 9…Hit on 26-39 for 307 yards, four touchdowns and no interceptions for a 124.6 rating vs. Tampa Bay, Dec. 16…Was 37-53 for 446 yards, tying a season-high for yardage and the club's second-highest total, with three touchdowns and a 114.2 rating in overtime win at Dallas, Dec. 23. It was his ninth career 400-yard passing performance, all as a Saint surpassing Peyton Manning for second-all-time…Completed 29-43 passes for 396 yards with four touchdown passes, one interception and a 118.0 passer rating in season finale vs. Carolina, Dec. 30.

2011 – Selected by teammates as season-long team captain. Started all 16 regular season games and completed 468-of-657 passes (71.2%) for 5,476 yards with 46 touchdowns and 14 interceptions for a rating of 110.6. Set NFL single-season passing yardage record with his nine-yard touchdown pass to Darren Sproles in a 45-16 win over Atlanta, Dec. 26, eventually finishing season with 5,476. Also set NFL records for completions, completion percentage and 300-yard passing games (13) as he ended the season with a stretch of seven straight contests with 300 yards or more…Opened the season at Green Bay, Sept. 8, 32-of-49 for 419 yards, three touchdowns and a 112.5 rating. Brees had a perfect 158.3 rating on third down, completing eight-of-nine throws for 129 yards with two touchdowns. Trailing 42-34 with only 1:08 remaining and starting at their 20, Brees led the Saints to the Packers one-yard line for a final play that could have tied the game, completing five-of-six throws for 71 yards…Led Saints to first win of 2011 in home opener vs. Chicago, Sept. 18, when he completed 26-of-37 passes for 270 yards with three touchdowns and a 118.1 rating. A 79-yard touchdown throw to Henderson gave New Orleans a 10-7 second quarter lead that they wouldn't relinquish…Completed 31-of-44 passes for 370 yards, three touchdown passes and two interceptions vs. Houston, Sept. 25. Trailing 33-32 with 4:13 left, he led New Orleans on an eight-play, 93-yard drive, where he completed three-of-six passes for 56

yards and converted a successful two-point conversion to Lance Moore after Mark Ingram's 13-yard TD run…Completed 31-of-44 passes for 351 yards, one touchdown and two interceptions in leading Saints to their third straight victory at Jacksonville, Oct. 2…Completed 32-of-45 passes for 359 yards, two touchdowns, one interception and a 100.1 passer rating in leading the Saints to their fourth straight win at Carolina, Oct. 9. Trailing 27-23 in the fourth quarter, he led the Saints back from a four-point deficit on a successful 11-play, 59-yard drive, where the Saints scored with 50 seconds remaining, as he completed seven-of-eight throws for 71 yards including a six-yard touchdown pass to Pierre Thomas… Completed 29-of-45 passes for 383 yards, one touchdown and two interceptions as he became the first NFL quarterback to throw for at least 350 yards in four straight games at Tampa Bay, Oct. 16…Completed 88.6 percent of his passes, the second-best single-game completion percentage in club history and the best by a quarterback with at least 20 attempts as Saints set a franchise scoring record in a Sunday night 62-7 win vs. Indianapolis, Oct. 23. Went 31-of-35 for 325 yards and five touchdowns for a 144.9 rating as he was named NFC Offensive Player of the Week for the first time since 2009…Completed 27-of-36 passes for 258 yards, two touchdowns and one interception for a rating of 101.4 vs. Tampa Bay, Nov. 6. His pair of touchdowns came on a first quarter three-yard pass to Moore and a second quarter 21-yard throw to Sproles…Completed 30-of-43 passes for 322 yards, two touchdowns and a 106.9 rating in leading the Saints to an overtime victory at Atlanta, Nov. 13. After getting the ball back in overtime at the Falcons 29-yard line, Brees moved the team to set up K John Kasay's 26-yard game-winning field goal…Completed 24-of-38 passes for 363 yards and four touchdowns while adding an eight-yard TD run for a rating of 129.6 vs. N.Y. Giants, Nov. 28, as he became the first Saint with four passing TDs and one rushing TD in a game and the first QB in Monday Night Football history with 350 passing yards, four passing TDs and a rushing TD. Named NFC Offensive Player of the Week…Completed 26-of-36 passes for 342 yards, three touchdowns and a 129.6 rating vs. Detroit, Dec. 4. Became the first quarterback in NFL history to top the 4,000 passing yardage mark in his team's first 12 games of a season…Completed 36-47 for 337 yards, two touchdowns and a 110.0 passer rating at Tennessee, Dec. 11. Threw both touchdowns in the fourth quarter, rallying New Orleans from a 10-9 deficit. On game-winning drive, completed five-of-five passes for 69 yards, including the 35-yard TD to Colston ,and gained two yards on a quarterback sneak on third-and-one to convert…Reached 40,000 career yards as he hit on 32-40 for 412 yards and five touchdown passes, for a season-high 149.6 rating at Minnesota, Dec. 18. It was Brees' seventh contest of at least 350-yards passing in 2011, eclipsing the previous NFL record (Tom Brady - 2007)…Was 23-39 for 307 yards with four touchdowns and two interceptions, upping his touchdown pass total to a career-high 41, vs. Atlanta, Dec. 26 as the Saints clinched the division. Brees' fourth quarter nine-yard touchdown to Sproles, his final throw, put him at 5,087 yards, setting the NFL single-season record. Captured NFC Offensive Player of the Week for third time of 2011…Completed 28-35 passes for 389 yards with five touchdowns, one interception and a 140.7 rating vs. Carolina, 1/1/12. Extended his NFL single-season record passing yardage total to 5,476, upped his completion total to 468 to set another record, and surpassed his previous NFL mark with a 71.2% completion percentage. With the 13th 300-yard passing per-





SEVEN OR MORE STRAIGHT 25 TOUCHDOWN PASS SEASONS BY NFL QUARTERBACKS

Rk.	Player	No.	Yrs.
1.	Peyton Manning	13	1998-2010
2.	**Drew Brees**	**7**	**2006-**

MOST SEASONS WITH 25-PLUS TOUCHDOWN PASSES

Rk.	Player	No.
1.	Peyton Manning	14
2.	Brett Favre	11
3t.	**Drew Brees**	**8**
3t.	Tom Brady	8

MOST CONSECUTIVE 30 TOUCHDOWN PASS SEASONS BY NFL QUARTERBACKS

Rk.	Player	No.	Yrs.
1t.	**Drew Brees**	**5**	**2008-**
1t.	Brett Favre	5	1994-98
3t.	Dan Marino	3	1984-86
3t.	Tom Brady	3	2010-12

MOST SEASONS WITH 30-PLUS TOUCHDOWN PASSES

Rk.	Player	No.
1.	Brett Favre	9
2.	Peyton Manning	7
3.	**Drew Brees**	**5**

BREES' COMEBACKS

Since joining the Saints in 2006, Drew Brees has engineered 23 career game-winning performances to lead his team to a victory from a fourth-quarter deficit or tie. He has accomplished the feat 21 times in the regular season and twice in the playoffs, including in Super Bowl XLIV.

DREW BREES' COMEBACK PERFORMANCES (23)

		Time Remaining		Passing Statistics					
Date	Opp.	Score	In Reg.	Att.	Cmp.	Yds.	TD	Int	Final
9/17/06	at GB	20-20	14:18	9	7	74	1	0	34-27
10/8/06	TB	17-21	10:03	5	2	19	0	0	24-21
10/15/06	PHI	17-24	14:54	12	11	134	1	0	27-24
10/21/07	ATL	14-16	10:19	9	7	66	1	0	22-16
9/7/08	TB	17-20	10:38	3	3	76	1	0	24-20
12/7/08	ATL	16-17	15:00	4	3	53	1	0	29-25
10/25/09	at MIA	24-34	15:00	8	6	136	0	0	46-34
11/8/09	CAR	20-20	15:00	7	4	53	0	0	30-20
12/6/09	at WAS	20-30	12:51	20	15	195	1	0	33-30 ot
12/13/09	at ATL	23-23	12:56	13	8	49	0	0	26-23
1/24/10	MIN*	21-21	15:00	11	6	47	1	0	31-28 ot
2/7/10	IND**	16-17	15:00	7	7	44	1	0	31-17
9/20/10	at SF	22-22	1:19	6	4	56	0	0	25-22
10/3/10	CAR	10-14	15:00	10	8	61	0	0	16-14
11/25/10	at DAL	23-27	5:51	6	3	89	1	0	30-27
12/5/10	at CIN	27-30	4:25	3	3	45	1	0	34-30
12/27/10	at ATL	10-14	14:14	14	11	122	1	1	17-14
9/25/11	HOU	32-33	4:13	6	3	56	0	0	40-33
10/2/11	at CAR	23-27	12:40	13	10	100	1	0	30-27
11/13/11	at ATL	23-23	0:00	3	3	20	0	0	26-23
12/11/11	at TEN	9-10	15:00	10	8	105	2	0	22-17
10/7/12	SD	21-24	15:00	8	6	97	1	0	31-24
12/23/12	at DAL	31-31	0:00	4	3	42	0	0	34-31

* NFC Championship ** Super Bowl XLIV

formance of 2011, he extended his NFL record…Completed 33-of-43 passes for a postseason career-high and club-record 466 yards, three touchdowns and zero interceptions for a 134.4 rating in NFC Wild Card playoff vs. Detroit, 1/7/12. Only Cleveland's Bernie Kosar, who passed for 489 yards against the New York Jets in the 1986 AFC Divisional playoff, has thrown for more yards in the postseason… Completed 40-of-63 passes for 462 yards, four touchdown passes and two interceptions in NFC Divisional playoff game at San Francisco, 1/14/12. His first quarter interception was his first in his last 217 attempts in the postseason, ending an NFL-record streak of consecutive postseason passes without a pick. It was the third consecutive 400-yard effort, making him the only quarterback to do so, as he surpassed Marino (two) and Peyton Manning (two) for the most 400-yard passing games in NFL postseason history…Completion total broke own NFL record.

2010 – Selected by teammates as one of five season-long team captains. Opened all 16 regular season games and the NFC Wild Card Playoff contest at Seattle. Completed 448-of-658 passes (68.1%) for 4,620 yards with 33 touchdowns and 22 interceptions to compile a 90.8 rating…In opener vs. Minnesota,

Sept. 9, posted a 101.3 passer rating and completed 27-of-36 (75.0%) passes for 237 yards with one touchdown, a 29-yard completion to Henderson on New Orleans' first drive…Completed 28-of-38 passes for 254 yards, two touchdowns and a 108.9 rating at San Francisco, Sept. 20. With game tied 22-22 with 1:19 left, completed four-of-six throws on a drive that ended with a game-winning FG as time expired…Completed 30-of-38 passes for 365 yards, three touchdowns and a 111.1 rating vs. Atlanta, Sept. 26…Completed 33-of-48 passes for 275 yards and one touchdown as he embarked the Saints on their second fourth quarter rally in three weeks vs. Carolina, Oct. 3…Completed 21-of-32 passes for 263 yards, three touchdowns, one interception and a 109.2 rating at Tampa Bay, Oct. 17…Completed 34-of-44 passes (77.3%), including 20-of-22 in the second half for 305 yards, fourth quarter TD passes to WRs Lance Moore and Colston and a 101.0 rating vs. Pittsburgh, Oct. 31…Completed 27-of-43 passes for 253 yards with two TDs at Carolina, Nov. 7…Completed 29-of-43 throws for a season-high 382 yards, four TDs, two interceptions and a 106.9 rating vs. Seattle, Nov. 21. Surpassed Archie Manning as club's all-time completions leader…Completed 23-of-39 passes for 352 yards in fourth quarter come-from-behind victory, with one touchdown, on Thanksgiving at Dallas, Nov. 25. His 12-yard scoring strike to Moore with 1:55 remaining gave the Saints the lead for good…Completed 23-of-29 passes for 313 yards in second consecutive fourth quarter come-from-behind win, with two TD passes, one interception and a 120.3 passer rating at Cincinnati, Dec. 5. Gave Saints lead with a three-yard TD to Colston with 31 seconds remain-

TEAM RECORDS

TEAM RECORDS BREES HAS BROKEN OR TIED SINCE JOINING THE SAINTS:

GAME

Completions: 39, at Denver, Sept. 21, 2008
Attempts: 60, at Chicago, Dec. 30, 2007
Yards: 510, vs. Cincinnati, Nov. 19, 2006
Consecutive Completions: 19, vs. Tampa Bay, Dec. 27, 2009
Touchdown Passes: 6, vs. Detroit, Sept. 13, 2009 (tied)
Passer Rating: 158.3, vs. New England, Nov. 30, 2009 (tied)

SEASON

Completions: 468, 2011 (NFL record)
Attempts: 670, 2012
Completion Pct.: 71.2, 2011 (NFL record)
Yards: 5,476, 2011 (NFL record)
Touchdowns: 46, 2011
Passer Rating: 110.6, 2011
300-yard Passing Games: 13, 2011 (NFL record)

CAREER

Career Completions: 2,910
Career Passing Yards: 33,571
Completion Pct.: 67.1
Passer Rating: 98.2
300-yard Passing Games: 60
4,000+-yard Passing Seasons: 7
5,000+-yard Passing Seasons: 3
Touchdown Passes: 244

ing. With his second quarter 52-yard completion to Graham, surpassed Manning as club's all-time passing yardage leader…Led Saints to sixth consecutive win vs. St. Louis, Dec. 12, completing 25-of-40 passes for 221 yards, three touchdowns and two interceptions…Completed 29-of-46 passes for 267 yards with three touchdowns and one interception as he rallied Saints from a 21-7 deficit to tie score 21-21 in fourth quarter at Baltimore, Dec. 19…In fourth quarter come-from-behind Monday night win at Atlanta, Dec. 27, completed 35-of-49 (71.4%) passes for 302 yards with one touchdown, a six-yard fourth quarter completion to Graham that capped off a successful 13-play, 90-yard drive…In NFC Wild Card playoff at Seattle, 1/8/11, completed 39-of-60 passes for 404 yards with two TDs and a 95.4 rating. It was only the 15th 400-yard passing game in league record books…Selected to Pro Bowl.

SUPER SAINT

DREW BREES' RECORD AS A SAINTS STARTER

Passes for more than 250 yards	53-31
Passes for less than 250 yards	16-11
Passes for more than 300 yards	41-19
Throws three or more TD passes	35-11
Completes more than 60% of passes	61-28
Posts a passer rating of 90.0 or more	56-14
Posts a passer rating of 100 or more	46-10
Home Games	36-20
Road Games	33-22
Indoors	44-26
Outdoors	25-16
Artificial Turf	50-26
Natural Grass	19-16
Day Games	52-34
Night Games	17-8
vs. NFC teams	52-31
vs. AFC teams	17-11

2009 – Selected by teammates as a season-long team captain. Started all 15 games he played, held out of finale with Saints having clinched NFC's No. 1 seed. In regular season, threw for over 300 yards in seven games and over 295 in three others en route to 4,388 yards. Set what was then an NFL record with a 70.6 completion pct. and tied his team record with 34 TD passes. Also led league with a 109.6 rating. Nearly flawless in postseason while leading the Saints to Super Bowl XLIV title, completing 72-of-102 passes (70.6 percent) for 732 yards with eight touchdowns, zero interceptions and a 117.0 rating…In Super Bowl XLIV vs. Indianapolis, was 32-of-39 for 288 yards with two TDs and a 114.5 rating, winning MVP honors. Completed 18 of last 19, and final 10 attempts. Also found Moore on a two-point conversion in rallying New Orleans from a 10-0 deficit…In NFC Championship game vs. Minnesota, completed 17-of-31 passes for 197 yards with three touchdowns and a 106.5 rating, leading team to their first Super Bowl. Successfully led game-winning drive in overtime, a 10-play, 39-yard march to set up Garrett Hartley's field goal…Had a postseason career-best passer rating of 125.4 in NFC Divisional Playoff game victory vs. Arizona, finishing 23-of-32 for 243 yards with three touchdowns and zero interceptions. Found Henderson for a 44-yard TD off a flea-flicker…In the season opener vs. Detroit, Sept. 13, named NFC Offensive Player of the Week after tossing a career-high six touchdown passes and 358 yards and notching a 137.0 rating. Tied a team record with TD total (Billy Kilmer, 11/2/69)…At Philadelphia, Sept. 20 – his 50th contest with the Saints – led the

team to 48 points while completing over 73 percent of his passes for 311 yards with three touchdowns, one interception and a 118.6 rating. Tied a NFL record with nine TDs after two games…Named NFC Offensive Player of the Month for September, the second-straight year he took home award…Set a team record vs. N.Y. Giants, Oct. 18, completing 15-straight passes in first half. Ended 23-of-30 for 369 yards and four touchdowns, engineering TD drives on the club's first four possessions, earning NFC Offensive Player of the Week…Overcame rough start at Miami, Oct. 25, to produce a 36-point second-half in comeback victory to erase a 24-3 deficit. Completed 22-of-38, finishing with 298 yards with one touchdown, three interceptions and a career-high two rushing touchdowns…Had another torrid outing in Monday night win vs. Atlanta, Nov. 2, completing 25-of-33 passes for 308 yards, two touchdowns, one interception and a 111.7 rating…Threw for 330 yards, one touchdown and one interception, going 25-for-34 in win vs. Carolina, Nov. 8…Led Saints to 10th-straight win by completing 19-of-29 with three touchdowns at Tampa Bay, Nov. 22, posting a 118.0 rating…Named NFC Player of the Week for third time in 2009 after posting a perfect 158.3 rating in 38-17 win over New England, Nov. 30. Completed 18-of-23 (78.3%), with five touchdowns to five different players, his fourth career game with five or more TD passes…At Washington, Dec. 6, notched 35 completions on 49 attempts for 419 yards in an overtime victory, throwing two touchdowns and an interception. Set season-high in attempts, completions and yardage. Tied game with a 53-yard touchdown strike to Robert Meachem with 1:19 left in regulation…Reached 30,000 career yards – throwing for 296 while going 31-of-40 with a rating of 122.5 and three touchdowns – at Atlanta, Dec. 13…Dec. 19 vs. Dallas, became the club's all-time passing touchdown leader with seven-yard scoring toss to Moore, his lone TD pass of the game. Completed 29-of-45 for 298 yards with one interception. The scoring throw to Moore also made him the 24th player in NFL history to reach 200 career TDs, as he was then the fourth-quickest to reach this milestone in his 121st game (since tied by Brady)…Broke own team record by completing 19-straight passes in the third and fourth quarters vs. Tampa Bay, Dec. 27, part of a 32-of-37 performance. Had 258 yards, one touchdown and a 104.7 rating…Third quarterback at Carolina, 1/3/10, breaking his streak of 79 consecutive starts…Selected as Pro Bowl starter for the first time, even though he didn't play in game due to team's qualification for Super Bowl. **2008** – Served as an offensive team captain. Named *AP* NFL Offensive Player of the Year after becoming only second QB in NFL history to throw for over 5,000 yards and tied league record with 10 games with 300 or more yards. Voted to the Pro Bowl. Led the NFL in passing yardage (5,069), attempts (635), completions (413), completions of 25 yards or more (35) and tied for league-best with 34 touchdown passes. Threw touchdowns to 11 players, equaling another league all-time mark (Brady, 2007). Named NFC Offensive Player of the Week three times and conference Offensive Player of the Month for September…Led club to 24-20 win in season opener vs. Tampa Bay, completing 23-of-32 for 343 yards with three touchdowns…At Denver, Sept. 21, had 421 passing yards, then the fourth-highest total in club history. Set team record with 39 completions on 48 attempts with one touchdown…Tossed three TDs in victory vs. San Francisco, Sept. 28, completing 23-of-35 for 363 yards. Became fourth QB in team history to reach 10,000 yards on 47-yard scoring strike to Meachem…Oct. 6 vs. Minnesota, posted his third-

CAREER GAME BY GAME

2012

	ATT	CMP	YDS	PCT	TD	INT	LG	SACKS	RT
9/9 WAS	52	24	339	46.2	3	2	33t	2/16	70.9
9/16 @CAR	49	31	325	63.3	1	2	29	1/2	72.2
9/23 KC	36	20	240	55.6	3	1	36	4/35	92.4
9/30 @GB	54	35	446	64.8	3	0	80t	2/17	109.0
10/7 SD	45	29	370	64.4	4	1	41	3/19	110.4
10/21 @TB	37	27	377	73.0	4	1	48t	0/0	130.1
10/28 @DEN	42	22	213	52.4	2	1	29t	1/12	72.8
11/5 PHI	27	21	239	77.8	2	0	38	2/8	128.2
11/11 ATL	32	21	298	65.6	3	1	46	1/6	113.8
11/18 @OAK	27	20	219	74.1	3	0	38t	0/0	134.6
11/25 SF	41	26	267	63.4	3	2	43	5/36	86.1
11/29 @ATL	50	28	341	56.0	0	5	38	1/6	37.6
12/9 @NYG	43	26	354	60.5	1	2	62	1/9	75.1
12/16 TB	39	26	307	66.7	4	0	34	1/9	124.6
12/23 @DAL	53	37	446	69.8	3	0	60	0/0	114.2
12/30 CAR	43	29	396	67.4	4	1	51	2/18	118.0
Totals	670	422	5,177	63.0	43	19	80t	26/193	96.3

2011

	ATT	CMP	YDS	PCT	TD	INT	LG	SACKS	RT
9/8 @ GB	49	32	419	65.3	3	0	36	3/23	112.5
9/18 CHI	37	26	270	70.3	3	0	79t	1/6	118.1
9/25 HOU	44	31	370	70.5	3	2	44	2/16	99.6
10/2 @ JAX	44	31	351	70.5	1	2	59	3/25	82.7
10/9 @ CAR	45	32	359	71.1	2	1	30	2/16	100.1
10/16 @ TB	45	29	383	64.4	1	3	43	0/0	70.9
10/23 IND	35	31	325	88.6	5	0	57	2/4	144.9
10/30 @ StL	44	30	269	68.2	1	2	25	6/42	73.0
11/6 TB	36	27	258	75.0	2	1	23	0/0	101.4
11/13 @ ATL	43	30	322	69.8	2	0	36	0/0	106.9
11/28 NYG	38	24	363	63.2	4	0	50	0/0	129.6
12/4 DET	36	26	342	72.2	3	0	67t	2/4	129.6
12/11 @ TEN	47	36	337	76.6	2	0	35	2/14	110.0
12/18 @ MIN	40	32	412	80.0	5	0	47t	0/0	149.2
12/26 ATL	39	23	307	59.0	4	2	41	1/8	96.8
1/1 CAR	35	28	389	80.0	5	1	42t	0/0	140.7
Totals	657	468	5,476	71.2	46	14	79t	24/158	110.6

2010

	ATT	CMP	YDS	PCT	TD	INT	LG	SACKS	RT
9/9 MIN	36	27	237	75.0	1	0	29t	1/8	101.3
9/20 @ SF	38	28	254	73.7	2	0	30	2/17	108.9
9/26 ATL	38	30	365	78.9	3	2	80t	2/10	111.1
10/3 CAR	48	33	275	68.8	1	0	20	2/13	90.2
10/10 @ ARZ	39	24	279	61.5	2	3	39	1/6	68.2
10/17 @ TB	32	21	263	65.6	3	1	42t	0/0	109.2
10/24 CLE	56	37	356	66.1	2	4	29	3/20	65.8
10/31 PIT	44	34	305	77.3	2	1	50	2/17	101.0
11/7 @ CAR	43	27	253	62.8	2	1	36	0/0	84.7
11/21 SEA	43	29	382	67.4	4	2	32t	0/0	106.9
11/25 @ DAL	39	23	352	59.0	1	1	57	2/19	86.7
12/5 @ CIN	29	24	313	82.8	2	1	52t	2/23	120.3
12/12 StL	40	25	221	62.5	3	2	31t	1/8	81.4
12/19 @ BAL	46	29	267	63.0	3	1	27	3/25	91.5
12/27 @ ATL	49	35	302	71.4	1	2	25	1/6	77.1
1/2 TB	38	22	196	57.9	1	1	21	3/13	69.6
Totals	658	448	4,620	68.1	33	22	80t	25/185	90.9

2009

	ATT	CMP	YDS	PCT	TD	INT	LG	SACKS	RT
9/13 DET	34	26	358	76.5	6	1	58t	0/0	137.0
9/20 @ PHI	34	25	311	73.5	3	1	38	2/23	118.6
9/27 @ BUF	29	16	172	55.2	0	0	32	2/16	72.8
10/4 NYJ	32	20	190	62.5	0	0	36	0/0	78.9
10/18 NYG	30	23	369	76.7	4	0	40	0/0	156.8
10/25 @ MIA	38	22	298	57.9	1	3	66	5/22	58.9
11/2 ATL	33	25	308	75.8	2	1	30	2/17	111.7
11/8 CAR	35	24	330	68.6	1	1	63	1/0	96.1
11/15 @ STL	26	18	223	69.2	2	2	27t	1/6	89.1
11/22 @ TB	29	19	187	65.5	3	0	37	0/0	118.0
11/30 NE	23	18	371	78.3	5	0	75t	1/4	158.3
12/6 @ WAS	49	35	419	71.4	2	1	53t	1/11	102.3
12/13 @ ATL	40	31	296	77.5	3	0	42	0/0	122.5
12/19 DAL	45	29	298	64.4	1	1	35	4/27	81.5
12/27 TB	37	32	258	86.5	1	0	30t	1/9	104.7
1/3 @ CAR	Inactive (3rd QB)								
Totals	514	363	4,388	70.6	34	11	75t	20/135	109.6

2008

	ATT	CMP	YDS	PCT	TD	INT	LG	SACKS	RT
9/7 TB	32	23	343	71.9	3	1	84t	1/6	124.9
9/14 @ WAS	33	22	216	66.7	1	2	22	2/21	69.8
9/21 @ DEN	48	39	421	81.3	1	0	74	1/7	110.2
9/28 SF	35	23	363	65.7	3	1	81	0/0	116.7
10/6 MIN	46	26	330	56.5	1	2	52	1/10	68.2
10/12 OAK	30	26	320	86.7	3	0	51	1/1	144.4
10/19 @ CAR	39	21	231	53.8	0	1	54	1/3	61.0
10/26 SD	41	30	339	73.2	3	0	49	0/0	121.9
11/9 @ ATL	58	31	422	53.4	2	3	48	1/6	66.9
11/16 @ KC	36	25	266	69.4	1	1	47t	0/0	88.4
11/24 GB	26	20	323	76.9	4	0	70t	1/5	157.5
11/30 @ TB	47	25	296	53.2	2	3	37	1/8	60.2
12/7 ATL	32	18	230	56.3	2	0	36	0/0	99.7
12/11 @ CHI	43	24	232	55.8	2	2	24	1/6	67.2
12/21 @ DET	40	30	351	75.0	2	0	64	0/0	117.8
12/28 CAR	49	30	386	61.2	4	1	26t	2/19	104.6
Totals	635	413	5,069	65.0	34	17	84t	13/92	96.2

2007

	ATT	CMP	YDS	PCT	TD	INT	LG	SACKS	RT
9/6 @ IND	41	28	192	68.3	0	2	23	1/5	58.2
9/16 @ TB	44	26	260	59.1	1	1	58	2/16	74.1
9/24 TEN	45	29	225	64.4	0	4	37	1/7	39.6
10/7 CAR	47	29	252	61.7	0	2	54	0/0	58.1
10/14 @ SEA	36	25	246	69.4	2	0	36	0/0	106.9
10/21 ATL	34	22	219	64.7	2	1	37t	0/0	90.2
10/28 @ SF	39	31	336	79.5	4	0	43	0/0	136.8
11/4 JAX	49	35	445	71.4	3	0	57	1/10	119.9
11/11 StL	36	25	272	69.4	2	2	36	2/16	86.8
11/18 @ HOU	49	33	290	67.3	1	2	32	1/10	72.7
11/25 @ CAR	36	24	260	66.7	3	1	45	0/0	103.9
12/2 TB	23	17	179	73.9	2	0	45t	3/17	125.1
12/10 @ ATL	41	28	328	68.3	3	0	36	0/0	116.7
12/16 ARZ	30	26	315	86.7	2	0	32t	1/8	132.6
12/23 PHI	42	27	284	64.3	0	1	52	1/8	73.9
12/30 @ CHI	60	35	320	58.3	3	2	21t	3/12	75.7
TOTALS	652	440	4,423	67.5	28	18	58	16/109	89.4

2006

	ATT	CMP	YDS	PCT	TD	INT	LG	SACKS	RT
9/10 @ CLE	30	16	170	53.3	1	1	20	0/0	67.4
9/17 @ GB	41	26	353	63.4	2	1	57	4/21	96.9
9/25 ATL	28	20	191	71.4	0	0	29	1/11	90.0
10/1 @ CAR	38	28	349	73.7	1	0	86t	1/5	110.5
10/8 TB	33	21	171	63.6	1	0	18	0/0	86.8
10/15 PHI	37	27	275	73.0	3	2	48t	0/0	98.4
10/29 BLT	45	24	383	53.3	3	3	53	2/15	76.4
11/5 @ TB	32	24	314	75.0	3	0	52t	0/0	136.7
11/12 @ PIT	47	31	398	66.0	1	0	48	1/5	99.4
11/19 CIN	52	37	510	71.2	2	3	72t	2/6	91.0
11/26 @ ATL	30	21	349	70.0	2	0	76t	2/17	131.1
12/3 SF	28	17	186	60.7	1	0	74	1/1	92.3
12/10 @ DAL	38	26	384	68.4	5	0	61t	1/7	140.8
12/17 WAS	38	21	207	55.3	0	1	24	2/8	59.9
12/24 @ NYG	32	13	132	40.6	1	0	40	1/9	63.5
12/31 CAR	5	4	46	80.0	0	0	25	0/0	105.0
TOTALS	554	356	4418	64.3	26	11	86t	18/105	96.2

2005

	ATT	CMP	YDS	PCT	TD	INT	LG	SACKS	RT
9/11 DAL	35	18	209	51.4	2	2	33	2/21	65.1
9/18 @ DEN	23	15	175	65.2	0	1	24	4/41	70.0
9/25 NYG	22	19	191	86.4	2	0	27	0/0	133.1
10/2 @ NE	24	19	248	79.2	2	0	38	0/0	137.5
10/10 PIT	35	20	219	57.1	1	1	41	1/6	73.4
10/16 @ OAK	20	14	164	70.0	1	0	35t	2/12	111.3
10/23 @ PHI	40	23	299	57.5	2	2	43	3/29	77.0
10/30 KC	43	25	324	58.1	3	1	35t	0/0	95.5
11/6 @ NYJ	27	20	270	74.1	1	1	29	1/8	102.4
11/20 BUF	33	28	339	84.8	4	0	39	1/2	149.1
11/27 @ WAS	44	22	215	50.0	0	3	24	3/20	35.7
12/4 OAK	22	17	160	77.3	2	0	27	2/12	127.1
12/11 MIA	52	35	279	67.3	2	1	25	3/34	85.3
12/18 @ IND	33	22	255	66.7	1	2	54	1/8	74.7
12/24 @ KC	33	18	161	54.5	1	1	22	1/8	65.3
12/31 DEN	14	8	68	57.1	0	0	15	3/22	69.9
TOTALS	500	323	3576	64.6	24	15	54	27/223	89.2

2004

	ATT	CMP	YDS	PCT	TD	INT	LG	SACKS	RT
9/12 @ HOU	24	17	209	70.8	2	0	36t	1/7	125.2
9/19 NYJ	19	8	146	42.1	1	2	59	1/7	47.1
9/26 @ DEN	29	14	121	48.3	0	0	17	4/30	59.7
10/3 TEN	20	16	206	80.0	3	0	58t	1/8	149.2
10/10 JAX	26	17	211	65.4	2	0	54	0/0	116.0
10/17 @ ATL	31	23	227	74.2	1	1	23	1/4	91.7
10/24 @ CAR	32	21	196	65.6	0	0	23	1/8	82.3
10/31 OAK	25	22	281	88.0	5	0	29	1/8	153.1
11/7 NO	36	22	257	61.1	4	0	31	1/7	119.8
11/21 @ OAK	34	18	226	52.9	1	0	28	0/0	83.7
11/28 @ KC	37	28	378	75.7	2	0	65	1/7	125.7
12/5 DEN	27	14	106	51.9	0	1	30	2/20	46.2
12/12 TB	23	17	220	73.9	2	2	79t	2/14	96.3
12/19 @ CLE	6	4	85	66.7	1	0	72t	1/2	149.3
12/26 @ IND	31	21	290	67.7	3	1	74t	1/9	116.3
1/2 KC					Inactive				
TOTALS	400	262	3159	65.5	27	7	79t	18/131	104.8

2003

	ATT	CMP	YDS	PCT	TD	INT	LG	SACKS	RT
9/7 @ KC	33	18	202	54.5	2	2	23	3/34	68.0
9/14 DEN	41	20	182	48.8	1	1	23t	0/0	59.2
9/21 BAL	45	28	270	62.2	0	3	40	1/13	51.2
9/28 @ OAK	31	21	187	67.7	1	1	37	0/0	81.0
10/5 @ JAX	41	24	296	58.5	3	0	46t	4/19	105.3
10/19 @ CLE	18	9	74	50.0	0	1	17	1/13	37.7
10/27 MIA	30	19	190	63.3	0	3	28	6/44	41.7
11/2 @ CHI	15	7	49	46.7	0	1	10	0/0	26.8
11/9 MIN				Active, Did Not Play					
11/16 @ DEN				Active, Did Not Play					
11/23 CIN				Active, Did Not Play					
11/30 KC				Active, Did Not Play					
12/7 @ DET				Active, Did Not Play					
12/14 GB	48	28	363	58.3	2	1	68t	2/27	87.4
12/21 @ PIT	26	16	198	61.5	1	2	57t	1/5	65.9
12/28 OAK	28	15	97	53.6	1	0	28	3/23	73.1
TOTALS	356	205	2108	57.6	11	15	68t	21/178	67.5

2002

	ATT	CMP	YDS	PCT	TD	INT	LG	SACKS	RT
9/8 @ CIN	19	15	160	78.9	2	0	30	1/0	136.8
9/15 HOU	28	15	163	53.6	1	1	35t	2/20	68.0
9/22 @ ARZ	31	17	181	54.8	0	1	21	2/17	58.7
9/29 NE	18	10	104	55.6	1	0	52t	0/0	91.0
10/6 @ DEN	42	26	235	61.9	1	2	30	0/0	65.1
10/13 KC	41	28	319	68.3	2	2	29	1/7	87.3
10/20 @ OAK	25	16	170	64.0	2	0	31	2/9	110.4
11/3 NYJ	35	22	192	62.9	1	2	26	2/22	63.0
11/10 @ StL	20	12	139	60.0	0	2	26	1/9	41.5
11/17 SF	50	29	336	58.0	2	1	47	0/0	83.4
11/24 @ MIA	22	15	107	68.2	0	1	23	3/27	60.2
12/1 DEN	41	27	217	65.9	0	0	30	1/3	79.0
12/8 OAK	41	22	239	53.7	0	3	28	2/13	40.6
12/15 @ BUF	24	13	148	54.2	0	0	42	3/20	72.9
12/22 @ KC	40	26	242	65.0	2	0	32	1/7	98.1
12/29 SEA	49	27	332	55.1	3	1	31t	3/26	88.1
TOTALS	526	320	3284	60.8	17	16	52t	24/180	76.9

2001

	ATT	CMP	YDS	PCT	TD	INT	LG	SACKS	RT
No statistics in 15 games									
11/4 KC	27	15	221	55.6	1	0	40	2/12	94.8
TOTALS	27	15	221	55.6	1	0	40	2/12	94.8

straight 300-yard day, connecting on 26-of-46 for 330 yards with a touchdown and two interceptions…Nearly perfect vs. Oakland, Oct. 12, completing 26-of-30 (86.7 percent) for 320 yards, three touchdowns and a 144.4 passer rating. Completed first 16 passes and was named NFC Offensive Player of the Week…Going against his former team for first time, led Saints to 37-32 win over San Diego at London's Wembley Stadium, Oct. 26. Named NFC Offensive Player of the Week after throwing for 339 yards and three touchdowns on 30-for-41 passing with a quarterback rating of 121.9…At Atlanta, Nov. 9, recorded 422 yards with two touchdowns, including 294 in fourth quarter…Named NFC Offensive Player of the Week after posting a passer rating of 157.5 vs. Green Bay, Nov. 24. Completed 20-of-26 for 323 yards and four touchdowns, including 70-yard scores to Moore and Colston. Led team to 51 points in win, then tied for the franchise's highest total…Dec. 21 at Detroit had passer rating of 117.8, going 30-of-40 for 351 yards and two touchdowns…Led furious comeback that fell short in fourth quarter vs. Carolina, Dec. 28, finishing 30-of-49 with 386 yards, four TDs – three in the final 15 minutes – and one interception. Became the second player in NFL history to throw for over 5,000 yards. **2007** – Led the NFL in completions (then-league-record 440) and attempts (652), ranked second in yards (4,423), third in completion percentage (67.5) and tied for sixth in touchdown passes (28). Started all 16 games, finishing with a passer rating of 89.4. Threw for 250 yards or more in 11 contests, including five of over 300 yards. Average of 276.4 yards per game ranked second in league. Tied for fifth in NFL with 27 completions of 25 yards or more. Picked by teammates as one of five season-long captains…Recorded first 300-yard day of season at San Francisco, Oct. 28, completing 31-of-39 (79.5 pct.) for 336 yards with a season-high four touchdowns for a 136.8 rating, and was named NFC Offensive Player of the Week…Threw for

YARDAGE LEADER

With 45,919 career passing yards, Brees is ranked second among active NFL passers and eighth all-time. After Brees set an NFL single-season record in 2011 by passing for 5,476 yards, his league-leading 5,177 total in 2012 was the third-highest all-time total. He's the only player in to throw for 5,000 three times, holding two of the current top-three yardage totals and three of the top five.

TOP 10 SINGLE-SEASON NFL PASSING YARDAGE TOTALS

Yards	Quarterback
71,838	Brett Favre
61,361	Dan Marino
59,487	Peyton Manning
51,475	John Elway
49,325	Warren Moon
47,003	Fran Tarkenton
46,233	Vinny Testaverde
45,919	**Drew Brees**
44,806	Tom Brady
44,611	Drew Bledsoe

TOP 5 NFL PASSING YARDAGE TOTALS

	Quarterback	Year	Yards
1.	**Drew Brees, NO**	**2011**	**5,476**
2.	Tom Brady, NE	2011	5,235
3.	**Drew Brees, NO**	**2012**	**5,177**
4.	Dan Marino, Mia.	1984	5,084
5.	**Drew Brees, NO**	**2008**	**5,069**

MOST PASSING YARDS IN 2012

	Quarterback	Yards
1.	**Drew Brees, NO**	**5,177**
2.	Matthew Stafford, Det.	4,967
3.	Tony Romo, Dal.	4,903

TOUCHDOWN LEADER

With 324 career touchdown passes, Brees ranks sixth all-time and third among active players. Brees led the NFL in 2012 with 43 scoring throws, as he joined Dan Marino as only the second NFL quarterback to have 40 touchdown passes in two seasons.

TOP 10 NFL PASSING TOUCHDOWN TOTALS

TDs	Quarterback
508	Brett Favre
436	Peyton Manning
420	Dan Marino
342	Fran Tarkenton
334	Tom Brady
324	**Drew Brees**
300	John Elway
291	Warren Moon
290	Johnny Unitas
275	Vinny Testaverde

MOST TOUCHDOWN PASSES IN AN NFL SEASON

	Quarterback	Year	TDs
1.	Tom Brady, NE	2007	50
2.	Peyton Manning, Ind.	2004	49
3.	Dan Marino, Mia.	1984	48
4.	**Drew Brees, NO**	**2011**	**46**
5.	Aaron Rodgers, GB	2011	45
6.	Dan Marino, Mia.	1986	44
7.	**Drew Brees, NO**	**2012**	**43**

MOST TOUCHDOWN PASSES IN THE NFL IN 2012

	Quarterback	TDs
1.	**Drew Brees, NO**	**43**
2.	Aaron Rodgers, GB	39
3.	Peyton Manning, Den.	37

what was then the second-most passing yards in club history with 445 in win vs. Jacksonville, Nov. 4. Completed 35-of-49 with three touchdowns. His 346 first half passing yards are the most for a Saint in a single half…Nov. 25, led Saints to first win at Carolina since 2005 by throwing three touchdowns and running for an eight-yard score. Completed 24-of-36 passes for 260 yards and one interception. Rushing touchdown was his first with Saints…In win at Atlanta, Dec. 10, completed 28-of-41 for 328 yards with three touchdowns, two to Colston, and a 116.7 rating…Dec. 16, vs. Arizona, posted 86.7 completion percentage (26-for-30) with 315 yards, two touchdowns (19- and 32-yard strikes), no interceptions and a 132.6 rating, his fourth-straight game in triple digits. Named NFC Offensive Player of the Week…Finished 27-of-42 for 284 yards and an interception vs. Philadelphia, Dec. 23. In first quarter, continued a streak that started the week before of 17-straight completions…At Chicago, Dec. 30, set club record for attempts in a game with 60, completing 35 for 320 yards and three touchdowns with two interceptions. Broke what was then NFL record for completions in a season in second quarter (418, Gannon-2002). **2006** – Top free agent signing paid immediate dividends with honor-filled season, leading the offense and rewriting club's passing records. Completed 356-of-554 (64.3 pct.) for an NFL-high 4,418 yards with 26 touchdowns and 11 interceptions. Posted a then-team-record 96.2 passer rating. Set a slew of team records that he's since broken, but his single-game passing yardage mark (510 vs. Cincinnati, Nov. 19) still stands. Threw for more yards than any quarterback in NFL history with a new team (previous: Drew Bledsoe, 4,359, Buffalo, 2002). Had 1,954 yards from Oct. 29-Nov. 26 (vs. Baltimore through at Atlanta), the most over a five-game span. Had streaks of 141, 136 and 102 passes without an interception. Had 4,033 yards in first 13 games, sec-

ond-highest in league history at that point in the season (Gannon, Oakland, 2002, 4,205)…In NFC Championship at Chicago, 1/21/07, completed 27-of-49 passes for 354 yards with two touchdowns and an interception. Had an 88-yard touchdown pass to Reggie Bush…In NFC Divisional Playoff win vs. Philadelphia, 1/13/07, completed 20-of-32 for 243 yards with one touchdown pass…Ended postseason 47-of-81 for 597 yards (58%) with three touchdowns, one interception and 88.3 rating…In first game with Saints, a win at Cleveland, Sept. 10, was 17-of-31 for 176 with a TD and interception…After rough start with a pair of early fumbles at Green Bay, Sept. 17, led comeback by completing 26-of-41 for 353 yards with two touchdowns and a 96.9 rating. Became lone QB in club history to notch back-to-back road wins to open a season…Sept. 25 vs. Atlanta, completed 20-of-28 for 191 yards for victory in club's triumphant Superdome return following Hurricane Katrina…Had 349 yards - including a career-long 86-yard TD to Colston - while completing 28-of-38 with a 110.5 passer rating at Carolina, Oct. 1…Tossed three TDs in win vs. Philadelphia, Oct. 15. Tied with 8:26 remaining, led the Saints on a 16-play, 72-yard march to set up game-winning field goal as time expired. Completed final 10 passes, finishing 27-of-37 for 275 yards with two interceptions and a 98.4 passer rating…Posted a 136.7 passer rating, completing 24-of-32 for 314 yards, no interceptions and three touchdowns at Tampa Bay, Nov. 5. Completed 10-of-12 passes in the third quarter and was named NFC Offensive Player of the Week…At Pittsburgh, Nov. 12, completed 31-of-47 passes for 398 yards and one touchdown, notching third-straight game with over 300 yards…Recorded what was then sixth-highest passing yardage day (now tied for eighth) in NFL history with 510 vs. Cincinnati, Nov. 19. Completed 37-of-57, with two TDs and three interceptions. Yardage total shattered former club record (441, Aaron Brooks vs. Denver, Dec. 3, 2000). Completed passes to eight targets as club set what was then a team record with 595 yards of offense…Posted fifth-straight 300-yard day with 349, completing 21-of-30 with two touchdowns and a 131.1 rating, at Atlanta, Nov. 26. Seventh time in 11 games he reached 300-yard milestone…Streak of 300-yard days closed vs. San Francisco, Dec. 3 in mistake-free performance. Completed 17-of-28 for 186 yards, notched seventh game without interception in win…At Dallas, Dec. 19, had a season-high 140.8 rating, going 24-of-38 for 384 yards and five touchdowns. Yardage achieved over first three quarters as the Saints held commanding lead. Tossed three TDs in third quarter while completing seven-of-eight for 185 yards. Went over 4,000 yards passing, becoming first QB in club history to do so. Named NFC Offensive Player

WORTH NOTING

Brees is only the second NFL quarterback to have thrown for at least 25 touchdowns in seven consecutive seasons. With eight seasons overall with at least 25 touchdown passes, Brees is tied with Tom Brady for third overall in NFL record books.

With at least 30 touchdown throws each season from 2008-12, Brees joins Brett Favre (1994-98) as only the second quarterback to do so. With five seasons overall with at least 30 scoring throws, he's ranked third overall in NFL record books.

of the Week…With division locked up, only played in opening drive in finale vs. Carolina, Dec. 31, completing four-of-five passes (80.0 percent) for 46 yards and a 105.0 passer rating…NFC Pro Bowl starter. **2005** – Had sterling sequel to record-setting 2004 by completing 323-of-500 for 3,576 yards, with 24 touchdowns and 15 interceptions for a 89.2 rating. AFC Pro Bowl first alternate… Named AFC Offensive Player of the Week after 41-17 win over New England, Oct. 2, ending Patriots' NFL-record 21-game home win streak. Completed 19-of-24 passes for 248 yards with two touchdowns and a 137.5 passer rating…Completed 23-of-40 passes for 299 yards and two touchdowns at Philadelphia, Oct. 23…Recorded his first 300-yard passing day of 2005 with 324 yards vs. Kansas City, Oct. 30. Tossed three touchdowns and posted a 95.5 rating…Completed 28-of-33 for four touchdowns and 339 yards in 48-10 win over Buffalo, Nov. 20. His 84.8 completion percentage was second-highest in team history and he posted a 149.1 rating…Went 35-of-52 vs. Miami, Dec. 11, with 279 yards and two touchdowns, adding one rushing score…Suffered torn labrum in his right shoulder in second quarter of finale vs. Denver, which required surgery. Injured while diving for loose ball and landed on by Broncos DT Gerard Warren. **2004** – Voted to first career Pro Bowl and consensus Comeback Player of Year and Most Improved Player of Year…Completed 262-of-400 passes (65.5%) for 3,159 yards with 27 touchdowns and seven interceptions for a 104.8 passer rating…Named AFC Offensive Player of Week after setting team record by completing 22-of-25 for 281 yards and a then-career-high five TDs against Oakland, Oct. 31. Finished with passer rating of 153.1…Threw four TD passes vs. New Orleans, Nov. 7. Was 22-of-36 for 257 yards and a 119.8 rating…Nine TD passes most by a Chargers quarterback in two-game stretch…Went 18-of-34 for 226 yards with a TD at Oakland, Nov. 21. Extended streak without interception to 156 tosses…Notched 378 yards at Kansas City, Nov. 28. Went 28-of-37 with two TDs to run streak without interception to team-record of 193 throws. Was 11-of-11 for 163 yards and two TDs in final quarter…Threw an interception on the second play vs. Denver, Dec. 5, to end a team-record streak of passes without interception at 194…Passed for 290 yards and three touchdowns at Indianapolis, Dec. 26, including 74-yard touchdown for a 116.3 rating…First NFL QB since Craig Morton of Dallas in 1970 to throw 70-yard TD passes in three-straight games…Had 319 yards and two touchdowns in AFC Wild Card Playoff game vs. N.Y. Jets. Threw a game-tying one-yard scoring pass with 11 seconds remaining to force overtime. Completed 31-of-42 to set team record for completion percentage (.738) in postseason. **2003** – Started first eight contests and final three, and completed 205-of-356 passes for 2,108 yards with 11 touchdowns and 15 interceptions…Had 270 yards, completing 28-of-45 vs. Baltimore, Sept. 21…Notched first career touchdown catch on a 21-yard reception on a pass from RB LaDainian Tomlinson at Oakland, Sept. 28. Also completed 21-of-31 passes for 187 yards and one TD…At Jacksonville, Oct. 5, went 24-of-41 for 296 yards and three TDs for a 105.3 quarterback rating…Did not play Weeks 9-13…Returned vs. Green Bay, Dec. 14, after being benched for five games and passed for 363 yards (28-of-48) and two touchdowns, including a 68-yard TD. **2002** – Started 16 games and completed 320-of-526 for 3,284 yards with 17 touchdowns and 16 interceptions…Rushed for a career-high 130 yards…In first NFL start, was 15-of-19 for 160 yards with two TDs at Cincinnati, Sept. 8. .789 completion percentage was the best by a quarter-

back making his first start since Rob Johnson completed 20-of-24 (.833) for Jacksonville in 1997…Threw first-career INT against Houston, Sept. 15, to end string of 66 attempts without pick to open career…Passed for 319 yards vs. Kansas City, Oct. 13, and led game-winning drive in final 2:24, completing six-of-seven for 71 yards, including two-yard TD. **2001** – Made first NFL appearance in relief of Doug Flutie vs. Kansas City Nov. 4, and completed 15-of-27 for 221 yards with first career TD…Did not play Weeks 1-7 and 9-16.

COLLEGE – Enjoyed an honor-filled career at Purdue, including being a Heisman Trophy finalist in 1999 and 2000…Won The Maxwell Award as the nation's outstanding player in 2000 as a senior…Finalist for The Davey O'Brien Award as the nation's top quarterback in both 1999 and 2000…Ended career as Big Ten and Purdue's all-time leader in passing yards (11,792), touchdown passes (90), total yards (12,693), completion percentage (.611), completions (1,026) and attempts (1,678)…Departed fourth in NCAA Division I history for total offense, completions and attempts…Led the Boilermakers to 2000 Rose Bowl, the school's first appearance in Pasadena since 1967…Only player in conference history to throw for more than 500 yards in a game twice…Added seven 400-yard games and 16 300-yard days in his career…Earned Big Ten Player of Year honors in 1998 and 2000 and all-conference accolades for three-straight years (1998-2000)…As a senior was named Academic All-America Player of Year…Recipient of the school's Leonard Wilson Award for unselfishness and dedication…Fourth in Heisman Trophy balloting as a junior…First recipient of Socrates Award, recognizing the nation's finest athlete in terms of academics, athletics and community service…Selected Purdue's Male Athlete of Year as a junior and senior…Received Big Ten Conference Medal of Honor in 2001…Chosen for school's Mortar Board in 1999…Graduated with bachelor's degree in industrial management and manufacturing with a 3.4 grade point average.

PERSONAL – Born Jan. 15, 1979 in Austin, Texas…Has traveled to Afghanistan, Kuwait and Okinawa on USO missions…Extremely active in the community and a fixture in the New Orleans area with his Brees Dream Foundation, with the mission to provide care, education and opportunities for children facing adversity. In New Orleans, his ongoing efforts in support of the community have raised funds for Operation Kids, and he has also held The Drew Brees Gridiron Classic for youth football teams, the "Brees on the Seas" youth deep sea fishing event off the Louisiana coastline, the "Amazing Race" charity event, rebuilt homes in New Orleans with Habitat for Humanity, supported Children's Hospital in New Orleans and numerous other charitable endeavors…Led Westlake (Austin, Texas) HS to 16-0 record and State 5A title as senior…Posted an unbeaten 28-0-1 record as a two-year starter…Selected as the Texas Class 5A MVP in 1996…Also lettered in basketball and in baseball as a shortstop…His father, Chip, played freshman basketball at Texas A&M and grandfather, Ray Akins, finished his career with the third-most wins all-time among prep football coaches in Texas…Uncle, Marty Akins, was three-year starting quarterback and All-America at Texas (1975-77)…Has flown in the cockpits with the demonstration teams of the Navy Blue Angels in the F/A-18 and the Air Force Thunderbirds in the F-16.

DREW BREES

PASSING

Year	Team	GP	GS	Att	Cmp	Pct	Yds	Yds/Att	TD	Int	Lg	Sk	Lst	Rating
2001	San Diego	1	0	27	15	55.6	221	8.2	1	0	40	2	12	94.8
2002	San Diego	16	16	526	320	60.8	3,284	6.2	17	16	52t	24	180	76.9
2003	San Diego	11	11	356	205	57.6	2,108	5.9	11	15	68t	21	178	67.5
2004	San Diego	15	15	400	262	65.5	3,159	7.9	27	7	79t	18	131	104.8
2005	San Diego	16	16	500	323	64.6	3,576	7.2	24	15	54	27	223	89.2
2006	New Orleans	16	16	554	356	64.3	4,418	8.0	26	11	86t	18	105	96.2
2007	New Orleans	16	16	652	440	67.5	4,423	6.8	28	18	58	16	109	89.4
2008	New Orleans	16	16	635	413	65.0	5,069	8.0	34	17	84t	13	92	96.2
2009	New Orleans	15	15	514	363	70.6	4,388	8.5	34	11	75t	20	135	109.6
2010	New Orleans	16	16	658	448	68.1	4,620	7.0	33	22	80t	25	185	90.9
2011	New Orleans	16	16	657	468*	71.2*	5,476*	8.3	46	14	79t	24	158	110.6
2012	New Orleans	16	16	670	422	63.0	5,177	7.7	43	19	80t	26	190	96.3
NFL Totals		**170**	**169**	**6,149**	**4,035**	**65.6**	**45,919**	**7.5**	**324**	**165**	**86t**	**234**	**1,698**	**94.3**
Saints Totals		**111**	**111**	**4,340**	**2,910**	**67.1**	**33,571**	**7.7**	**244**	**112**	**86t**	**142**	**974**	**98.2**

* - NFL record

Career record as starter: 99-70 (.586); 8-8 (.500) in 2002, 2-9 (.182) in 2003, 11-4 (.733) in 2004, 9-7 (.563) in 2005, 10-6 (.625) in 2006, 7-9 (.438) in 2007, 8-8 (.500) in 2008, 13-2 (.867) in 2009, 11-5 (.688) in 2010, 13-3 (.813) in 2011, 7-9 (.438) in 2012.

ADDITIONAL STATISTICS: Caught 21-yard touchdown in 2003, caught 38-yard pass in 2004, caught two passes for 10 yards in 2007, caught one pass for loss of 4 yards in 2009, caught 7-yard pass in 2010; **Totals: 6 receptions for 72 yards with 1 TD.**

RUSHING

Year	Team	Att	Yds	Avg	Lg	TD
2001	San Diego	2	18	9.0	13	0
2002	San Diego	38	130	3.4	15	1
2003	San Diego	21	84	4.0	18	0
2004	San Diego	53	85	1.6	22	2
2005	San Diego	21	49	2.3	9	1
2006	New Orleans	42	32	0.8	16	0
2007	New Orleans	23	52	2.3	9	1
2008	New Orleans	22	-1	0.0	9	0
2009	New Orleans	22	33	1.5	10	2
2010	New Orleans	18	-3	-0.2	7	0
2011	New Orleans	21	86	4.1	20	1
2012	New Orleans	15	5	0.3	3	1
NFL Totals		**298**	**570**	**1.9**	**22**	**9**
Saints Totals		**163**	**204**	**1.3**	**20**	**5**

CAREER HIGHS: Attempts — 60, at Chicago (12/30/07); **Completions —** 39, at Denver (9/21/08); **Completion Pct. —** 88.0 (22 for 25), vs. Oakland (10/31/04); **Passing Yards —** 510, vs. Cincinnati (11/19/06); **Long Pass —** 86t, at Carolina (10/1/06); **Interceptions —** 5, at Atlanta (11/29/12); **Passing TDs —** 6, vs. Detroit (9/13/09); **Passer Rating —** 158.3, vs. New England (11/30/09); **Rushes —** 8, at Kansas City (11/28/04); **Rushing Yards —** 31, at Kansas City (12/24/05); **Long Rush —** 22, vs. Oakland (10/31/04); **Rushing TDs —** 2, at Miami (10/25/09).

POSTSEASON

PASSING

Year	Team	GP	GS	Att	Cmp	Pct	Yds	Yds/Att	TD	Int	Lg	Sk	Lst	Rating
2004	San Diego	1	1	42	31	73.8	319	7.6	2	1	44	2	11	101.2
2006	New Orleans	2	2	81	47	58.0	597	7.4	3	1	88t	6	51	88.3
2009	New Orleans	3	3	102	72	70.6	732	7.2	8	0	44t	2	15	117.0
2010	New Orleans	1	1	60	39	65.0	404	6.7	2	0	40	1	7	95.4
2011	New Orleans	2	2	106	73	68.9	928	8.8	7	2	66t	5	34	110.1
NFL totals		**9**	**9**	**391**	**262**	**67.0**	**2,980**	**7.6**	**22**	**4**	**88t**	**16**	**118**	**104.2**
Saints totals		**8**	**8**	**349**	**231**	**66.2**	**2,661**	**7.6**	**20**	**3**	**88t**	**14**	**107**	**104.5**

Career postseason record as starter: 5-4 (.556); 0-1 (.000) in 2004 , 1-1 (.500) in 2006, 3-0 (1.000) in 2009, 0-1 (.000) in 2010, 1-1 (.500) in 2011.

DREW BREES

RUSHING

Year	Team	Att	Yds	Avg	Lg	TD
2004	San Diego	5	17	3.4	7	0
2006	New Orleans	4	6	1.5	8	0
2009	New Orleans	5	-4	-0.8	0	0
2010	New Orleans	2	6	3.0	6	0
2011	New Orleans	5	4	0.8	5	0
NFL Totals		**21**	**29**	**1.4**	**8**	**0**
Saints Totals		**16**	**12**	**0.8**	**8**	**0**

POSTSEASON CAREER HIGHS: Attempts — 63, at San Francisco (1/14/12); **Completions —** 40, at San Francisco (1/14/12) **- NFL RECORD**; **Completion Pct. —** 82.1 (32 for 39), vs. Indianapolis (2/7/10); **Passing Yards —** 466, vs. Detroit (1/7/12); **Long Pass —** 88t, at Chicago (1/21/07); **Interceptions —** 2, at San Francisco (1/14/12); **Passing TDs —** 4, at San Francisco (1/14/12); **Passer Rating —** 134.4, vs. Detroit (1/7/12); **Rushes —** 5, vs. N.Y. Jets (1/8/05); **Rushing Yards —** 17, vs. N.Y. Jets (1/8/05); **Long Rush —** 8, at Chicago (1/21/07); **Rushing TDs —** 0.



Charles BROWN

71

T

HEIGHT: 6–5 WEIGHT: 297
COLLEGE: SOUTHERN CALIFORNIA
JOINED SAINTS: D2–10
NFL EXPERIENCE: 4
BORN: 4/10/87

NFL CAREER – A year after opening five games at right tackle, the former first-team All-Pac 10 selection at USC started three games for the Saints in 2012, two on the right side in place of an injured Zach Strief. Brown has appeared in 21 games with eight starts for New Orleans after being selected in the second round of the 2010 NFL Draft. He provides solid depth along the offensive line and will compete with several other players for the starting left tackle position in training camp.

CAREER TRANSACTIONS – Placed on Injured Reserve (knee), 12/15/12; Placed on Injured Reserve (hip pointer), 11/2/11; Signed to a four-year contract, 7/26/10; Selected by the Saints in the second round (64th overall) of the 2010 NFL Draft.

HONORS – **2011:** Madden Most Valuable Protectors of the Year (Offensive Line Award).

2012 – Appeared in 10 games with three starts, two in place of an injured Zach Strief at right tackle, before being placed on injured reserve (knee), Dec. 15. Saw action throughout season at tackle, on special teams and as a blocking tight end… Made first start of the season as a blocking tight end vs. Philadelphia, Nov. 5… Started at right tackle and helped the offense gain 440 yards including 148 rush-

ing vs. Atlanta, Nov. 11…Contributed to an offense that gained 382 net yards while not allowing a sack at Oakland, Nov. 18, before exiting with a knee injury…Inactive for next three contests before being placed on injured reserve, Dec. 15. **2011** – Played in eight games, including five starts in place of an injured Strief at right tackle, before being placed on injured reserve with a hip pointer injury, Nov. 2…Contributed to an offensive line that won the 2011 Madden Most Valuable Protectors of the Year Award…Replaced Strief, who suffered a knee injury, in a come-from-behind victory vs. Houston, Sept. 25 and started the next five games in place of him before suffering a season-ending hip pointer injury at St. Louis, Oct. 30…Opened first career game in win at Jacksonville, Oct. 2…Helped offense put together 557 total yards, including 236 rushing vs. Indianapolis, Oct. 23. **2010** – Played in three games and inactive for other 13 and the clubs' playoff game…Made NFL debut on special teams in opener vs. Minnesota, Sept. 9…Played on special teams at San Francisco, Sept. 20…Inactive for next 13 games before seeing his first career action as a reserve lineman vs. Tampa Bay, 1/2/11.

COLLEGE – Appeared in 48 games at USC from 2006-09, starting 27 at left and right tackle after originally coming to campus as a tight end…Started all 13 contests at left tackle in 2009 and surrendered only two sacks and was penalized only twice, earning *Sporting News* first-team All-American and All-Pac 10 first-team honors…In 2008, started all 13 games at left tackle, allowed only three sacks and was penalized just once for the nation's 11th ranked offense, earning him All-Pac 10 honorable mention…In 2007, appeared in nine contests as a reserve lineman and started one contest at right tackle…Appeared in all 13 games as a reserve lineman and on special teams as a redshirt freshman in 2006…Redshirted as a freshman tight end before moving to tackle in middle of season in 2005…Majored in social science psychology.

PERSONAL – Attended Diamond Ranch (Chino Hills, Calif.) HS where he competed as a two-way lineman and tight end…Named *Los Angeles Times* All-San Gabriel Valley Lineman of the Year as a senior…Born April 10, 1987 in Chino Hills, Calif.

CHARLES BROWN

Games Played/Started: New Orleans — (2010, 3/0); (2011, 8/5); (2012, 10/3) **Totals: 21/8**



Brodrick BUNKLEY

77
DT

HEIGHT: 6–2 WEIGHT: 306
COLLEGE: FLORIDA STATE
JOINED SAINTS: UFA–12 (DEN)
NFL EXPERIENCE: 8
BORN: 11/23/83

NFL CAREER – Bunkley helped anchor the middle of the defensive line in his first season in New Orleans as he started 15 games after signing as an unrestricted free agent from the Denver Broncos. Originally a first round (14th overall) selection in the 2006 NFL Draft by the Philadelphia Eagles, the seven-year veteran has played in 107 games with 80 starts with career totals of 337 tackles (197 solo), 8.5 sacks, nine passes defensed and three fumble recoveries. The former Florida State University standout will look to build on his success and contribute in the Saints' new 3-4 defensive alignment.

CAREER TRANSACTIONS – Signed by Saints to a five-year contract (UFA-DEN), 3/21/12; Acquired by Denver Broncos from Philadelphia, 8/1/11; Signed by Philadelphia to a six-year contract, 8/4/06; Selected in the first round (14th overall) of the 2006 NFL Draft by the Philadelphia Eagles.

2012 – Started all 15 games at defensive tackle he appeared in for his first season as a Saint. Recorded 32 tackles (18 solo), 2.5 sacks for minus 8.5 yards and two passes defensed…Totaled a season-high seven stops (four solo) and split a sack with linebacker Scott Shanle in his Saints debut vs. Washington, Sept. 9…Registered one sack of Michael Vick on Monday Night Football vs. Philadelphia, Nov. 5, the first time he faced his former team…Posted three tackles (one solo) and one pass defensed at Atlanta, Nov. 29…Recorded six tackles (four solo) and one sack in the season finale vs. Carolina, Dec. 30. **2011** – Appeared in all 16 regular season games with 13 starts at nose tackle in his first season with the Broncos…Finished with 43 tackles (33 solo)…Registered season-high five solo tackles vs. N.Y. Jets, Nov. 17…Played in both postseason contests with one start and totaled six tackles (four solo), one sack and one forced fumble…Recorded first career postseason sack in AFC Wild Card playoff vs. Pittsburgh, 1/8/12…Forced a fumble in AFC Divisional playoff at New England, 1/14/12. **2010** – Played in 14 games with five starts in his final season with the Philadelphia Eagles…Registered 34 tackles (20 solo) and one pass defensed…Ranked second on the team with five tackles for a loss…Made one tackle in NFC Wild Card playoff vs. Green Bay, 1/9/11…Missed two contests with an elbow injury, snapping a 47-game starting streak. **2009** – Started all 16 games and recorded 58 tackles (37 solo), a sack for minus four yards, four passes defensed and one fumble recovery…Tied for the team lead with six tackles for a loss…Registered four tackles in NFC Wild Card playoff at Dallas, 1/4/10. **2008** – Started all 16 games and finished with a career-high 82 tackles (46 solo) in addition to two sacks for minus one yard, one pass defensed and one fumble recovery…Started all three postsea-

son contests and recorded 13 tackles (five solo). **2007** – Started all 15 games he appeared in and registered 75 tackles (35 solo) with a career-best three sacks for minus 20 yards and one fumble recovery…Recorded seven tackles (one solo) in his first career start at Green Bay, Sept. 9…Posted a career-high two sacks vs. Detroit, Sept. 23. **2006** – Appeared in 15 games in his rookie campaign and totaled 13 tackles (eight solo) and one pass defensed…Played in both postseason contests but did not post any stats.

COLLEGE – Appeared in 44 career games with 22 starts as a four-year letterman at Florida State…Finished with 129 tackles and 11.5 sacks…Ranked fourth in school history with 37 tackles for a loss…Ranked second in the nation with 25 tackles for a loss in his senior season, the most in a season by a Seminole…Earned numerous All-American honors his senior year…Majored in social science.

PERSONAL – Attended Chamberlain (Tampa, Fla.) HS and was rated the state's second-best DT by *Florida Times-Union*…Led team to the state finals with 18.5 sacks as a senior and was selected to play in the Georgia-Florida All-Star Game…Born on Nov. 23, 1983, in Tampa, Fla.

BRODRICK BUNKLEY

				TACKLES					INTERCEPTIONS					FUMBLES		
Year	Team	GP	GS	Tot	Solo	Asst	Sk	Yds	No	Yds	Lg	TD	PD	FF	FR	Yds
2006	Philadelphia	15	0	13	8	5	0.0	0.0	0	0	0	0	1	0	0	0
2007	Philadelphia	15	15	75	35	40	3.0	20.0	0	0	0	0	0	0	1	0
2008	Philadelphia	16	16	82	46	36	2.0	1.0	0	0	0	0	1	0	1	0
2009	Philadelphia	16	16	58	37	21	1.0	4.0	0	0	0	0	4	0	1	0
2010	Philadelphia	14	5	34	20	14	0.0	0.0	0	0	0	0	1	0	0	0
2011	Denver	16	13	43	33	10	0.0	0.0	0	0	0	0	0	0	0	0
2012	New Orleans	15	15	32	18	14	2.5	8.5	0	0	0	0	2	0	0	0
NFL Totals		**107**	**80**	**337**	**197**	**140**	**8.5**	**33.5**	**0**	**0**	**0**	**0**	**9**	**0**	**3**	**0**
Saints Totals		**15**	**15**	**32**	**18**	**14**	**2.5**	**8.5**	**0**	**0**	**0**	**0**	**2**	**0**	**0**	**0**

CAREER HIGHS: Tackles — 11, vs. N.Y. Giants (11/9/08); **Sacks —** 2, vs. Detroit (9/23/07); **Interceptions —** 0; **Passes Defensed —** 1 (9x), last at Atlanta (11/29/12); **Fumble Recoveries —** 1 (3x), last at Washington (10/26/09).

POSTSEASON

				TACKLES					INTERCEPTIONS					FUMBLES		
Year	Team	GP	GS	Tot	Solo	Asst	Sk	Yds	No	Yds	Lg	TD	PD	FF	FR	Yds
2006	Philadelphia	2	0	0	0	0	0.0	0.0	0	0	0	0	0	0	0	0
2008	Philadelphia	3	3	13	5	8	0.0	0.0	0	0	0	0	0	0	0	0
2009	Philadelphia	1	1	4	3	1	0.0	0.0	0	0	0	0	0	0	0	0
2010	Philadelphia	1	0	1	1	0	0.0	0.0	0	0	0	0	0	0	0	0
2011	Denver	2	1	6	4	2	1.0	6.0	0	0	0	0	0	1	0	0
NFL Totals		**9**	**5**	**24**	**13**	**11**	**1.0**	**6.0**	**0**	**0**	**0**	**0**	**0**	**1**	**0**	**0**

POSTSEASON CAREER HIGHS: Tackles — 6, at N.Y. Giants (1/11/09); **Sacks —** 1, vs. Pittsburgh (1/8/12); **Interceptions —** 0; **Forced Fumbles —** 1, at New England (1/14/12); **Fumble Recoveries —** 0.



Rafael BUSH

25
S

HEIGHT: 5–11 WEIGHT: 200
COLLEGE: SOUTH CAROLINA STATE
JOINED SAINTS: WAI–12 (DEN)
NFL EXPERIENCE: 3
BORN: 5/12/87

NFL CAREER – Bush is a third-year safety who originally came into the NFL in 2010 as an undrafted free agent out of South Carolina State. After appearing in seven regular season games with the Atlanta Falcons and Denver Broncos, and enjoying stints on the Falcons practice squad, Bush joined the Saints immediately following the end of the 2012 preseason and led the special teams units with 15 stops and a fumble recovery. He also contributed in the secondary with 13 tackles (nine solo), one interception, one pass defensed, one forced fumble and one fumble recovery. Bush will push for more playing time in the New Orleans defensive backfield in 2013, while also helping lead the coverage units.

CAREER TRANSACTIONS – Re-signed, 2/14/13; Claimed by the New Orleans Saints off of waivers from Denver, 9/1/12; Waived by Denver, 8/31/12; Signed to Denver Broncos active roster from Atlanta practice squad, 10/18/11; Signed to Falcons practice squad, 9/4/11; Waived by Falcons, 9/3/11; Signed to Falcons active roster from the practice squad, 12/29/10; Signed to Falcons practice squad, 9/5/10; Waived by Atlanta, 9/4/10; Originally signed by Atlanta Falcons as an undrafted free agent, 4/26/10.

2012 – After being picked up on waivers at the conclusion of the preseason by the Saints, Bush appeared in all 16 games and led the club with 15 special teams tackles, also adding a fumble recovery on coverage. On defense, recorded 13 tackles (nine solo), an interception, a pass defense, a forced fumble and a fumble recovery…In Saints debut vs. Washington, Sept. 9, registered a career-high three special teams tackles…Tallied two special teams stops vs. San Diego, Oct. 7…Recovered a fumble on special teams vs. San Francisco, Nov. 25…Filled up the stat sheet with four stops (two solo), a forced fumble, a fumble recovery and a special teams stop at Atlanta, Nov. 29…In his most extensive action on defense to date, finished with four tackles (three solo), a 40-yard interception return and one pass defensed vs. Tampa Bay, Dec. 16…Had one solo tackle while tying his career-high with three special teams stops at Dallas, Dec. 23. **2011** – Appeared in six regular season games and two postseason contests for the Denver Broncos. Posted three special teams stops in regular season. Saw first career action on defense in the postseason in two games and recorded nine tackles (three solo). **2010** – Spent first 16 weeks of his rookie season on the Falcons practice squad…Named to the active roster for the last week of the regular season and first two weeks of postseason, but did not appear in a contest.

COLLEGE – Attended South Carolina State University…Posted 222 career tackles…As a senior, recorded 54 stops, scored three touchdowns to rank fourth

on the Bulldogs and earned Defensive MVP honors from coaches…Named to school's All-Decade Team.

PERSONAL – Attended Williston-Elko (Williston, S.C.) HS…Registered more than 3,500 rushing yards as a three-year starter at RB…Named All-State, All-Region and All-Area during each of his three years as a starter, highlighted by his 1,800-yard, 28-touchdown campaign as a junior…Born on May 12, 1987 in Williston, South Carolina.

RAFAEL BUSH

				TACKLES				INTERCEPTIONS					FUMBLES		
Year	Team	GP	GS	Tot	Solo	Asst	Sk	Yds	No	Yds	Lg	TD	PD	FF	FR	Yds
2010	Atlanta	0	0	0	0	0	0.0	0.0	0	0	0	0	0	0	0	0
2011	Denver	6	0	0	0	0	0.0	0.0	0	0	0	0	0	0	0	0
2012	New Orleans	16	0	13	9	4	0.0	0.0	1	40	40	0	1	1	1	1
NFL Totals		**22**	**0**	**13**	**9**	**4**	**0.0**	**0.0**	**1**	**40**	**40**	**0**	**1**	**1**	**1**	**1**
Saints Totals		**16**	**0**	**13**	**9**	**4**	**0.0**	**0.0**	**1**	**40**	**40**	**0**	**1**	**1**	**1**	**1**

ADDITIONAL STATISTICS: Special Teams Tackles — (2011, 3); (2012, 15) **Total: 18; Special Teams Fumble Recoveries —** (2012, 1) **Total: 1**

CAREER HIGHS: Tackles — 4 (2x), last vs. Tampa Bay (12/16/12); **Sacks —** 0; **Interceptions —** 1, vs. Tampa Bay (12/16/12); **Passes Defensed —** 1 vs. Tampa Bay (12/16/12); **Forced Fumbles —** 1, at Atlanta (11/29/12); **Fumble Recoveries —** 1, at Atlanta (11/29/12); **Special Teams Tackles —** 3 (2x), last at Dallas (12/23/12).

POSTSEASON

				TACKLES				INTERCEPTIONS					FUMBLES		
Year	Team	GP	GS	Tot	Solo	Asst	Sk	Yds	No	Yds	Lg	TD	PD	FF	FR	Yds
2010	Atlanta	1	0	0	0	0	0.0	0.0	0	0	0	0	0	0	0	0
2011	Denver	2	0	9	3	6	0.0	0.0	0	0	0	0	0	0	0	0
NFL Totals		**3**	**0**	**9**	**3**	**6**	**0.0**	**0.0**	**0**	**0**	**0**	**0**	**0**	**0**	**0**	**0**

POSTSEASON CAREER HIGHS: Tackles — 8, at New England (1/14/12); **Sacks —** 0; **Interceptions —** 0; **Forced Fumbles —** 0; **Fumble Recoveries —** 0.



Victor BUTLER

90

LB

HEIGHT: 6–2 WEIGHT: 245
COLLEGE: OREGON STATE
JOINED SAINTS: UFA–13 (DAL)
NFL EXPERIENCE: 5
BORN: 7/29/87

NFL CAREER – Butler arrives in New Orleans after spending four years playing at outside linebacker and on special teams for the Dallas Cowboys. The former Oregon State standout appeared in 63 contests with two starts for the Cowboys and totaled 65 tackles (48 solo), 11 sacks, five passes defensed, three forced fumbles and two fumble recoveries, adding 40 stops and one forced fumble on special teams.

CAREER TRANSACTIONS – Agreed to terms on a two-year contract with Saints (UFA-DAL), 3/28/13; Signed by Dallas to a four-year contract, 7/29/09; Selected by the Dallas Cowboys in the fourth round (110th overall) of the 2009 NFL Draft.

2012 – Played in 16 games with one start and recorded 23 tackles (21 solo), three sacks, three passes defensed, one forced fumble and a fumble recovery. Added four stops and one forced fumble on special teams…Earned a start in place of Anthony Spencer vs. Chicago, Oct. 1 and finished with one tackle and a fumble recovery…Posted five solo stops and one pass defensed at Baltimore, Oct. 14…Registered two solo tackles and a sack at Atlanta, Nov. 4…Earned three stops (two solo) and a sack of Nick Foles at Philadelphia, Nov. 11…Totaled two solo tackles, a sack and a forced fumble vs. Philadelphia, Dec. 2…Tied a season-high and career-high with five tackles (four solo) vs. New Orleans, Dec. 23. **2011** – Appeared in 16 games and posted 16 tackles (10 solo), three sacks, a pass defensed and 14 special teams stops…Posted first sack of the season in home-opening win vs. Washington, Sept. 26…Tied for team lead with two special teams tackles vs. Detroit, Oct. 2…Earned three special teams stops, tied for the team lead, at New England, Oct. 16…Totaled three tackles and a sack at Washington, Nov. 20…Registered three tackles and a sack vs. Miami, Nov. 24. **2010** – Appeared in 15 games and totaled 20 tackles (13 solo), two sacks, a forced fumble and 10 special teams stops…Recorded first sack of season and a forced fumble vs. Jacksonville, Oct. 31…Made season-high four tackles at Green Bay, Nov. 7…Recorded three tackles and a key fourth quarter sack of Rex Grossman on third down vs. Washington, Dec. 19. **2009** – Finished ranked first among Dallas rookies with three sacks, tied for fifth on the team, while playing in 16 games with one start in first NFL season. Also made postseason debut but did not record any stats vs. Philadelphia, 1/9/10 and at Minnesota, 1/17/10. Tied for fourth on team with 12 special teams stops…Posted one stop on defense and led the team with four special teams tackles in NFL debut at Tampa Bay, Sept. 13…Recorded first career sack while registering two fourth quarter takedowns of Jake Delhomme vs. Carolina, Sept. 28…Recovered first career fumble while adding two special teams stops vs. Seattle, Nov. 1…Earned one sack of Donovan McNabb in fourth quarter at Philadelphia, Nov. 8.

COLLEGE – Appeared in 49 games for Oregon State and finished with 110 tackles (60 solo), 39.5 tackles for a loss of 248 yards, 26 sacks for a loss of 207 yards, five passes defensed, six forced fumbles, five fumble recoveries and one block. Ended college career ranked second all-time in school history in sacks…Started all 13 games as a senior captain and posted career-highs in tackles (65), sacks (12, tied for school record) and tackles for a loss (school-record 21.5) while earning first-team All-Pac 10 honors. Also added four forced fumbles and two fumble recoveries…Accounted for 10.5 sacks as a junior while playing 13 contests and also contributing 25 tackles (18 solo), 12.5 tackles for a loss (124 yards), five passes defensed, two forced fumbles and two fumble recoveries…As a sophomore, appeared in all 14 games and posted 17 tackles (10 solo), 3.5 sacks, 5.5 tackles for a loss (30 yards) and a fumble recovery…Saw action in nine games as a true freshman…Majored in political science.

PERSONAL – Attended Eisenhower (Rialto, Calif.) HS, where he was two-time all-league and all-county as a senior…Three-year letterwinner as a safety, defensive end and kick returner…Played defensive end only as a senior due to team needs…Was an active participant in several of the Cowboys' community relations initiatives.

VICTOR BUTLER

				TACKLES				INTERCEPTIONS					FUMBLES		
Year	Team	GP	GS	Tot	Solo	Asst	Sk	Yds	No	Yds	Lg	TD	PD	FF	FR	Yds
2009	Dallas	16	1	6	4	2	3.0	16.0	0	0	0	0	1	1	1	0
2010	Dallas	15	0	20	13	7	2.0	16.0	0	0	0	0	0	1	0	0
2011	Dallas	16	0	16	10	6	3.0	15.0	0	0	0	0	1	0	0	0
2012	Dallas	16	1	23	21	2	3.0	25.0	0	0	0	0	3	1	1	0
NFL Totals		**63**	**2**	**65**	**48**	**17**	**11.0**	**72.0**	**0**	**0**	**0**	**0**	**5**	**3**	**2**	**0**

ADDITIONAL STATISTICS: Special Teams Tackles — (2009, 12); (2010, 10); (2011, 14); (2012, 4) **Total: 40; Special Teams Forced Fumbles —** (2012, 1) **Total: 1.**

CAREER HIGHS: Tackles — 5 (2x), last vs. New Orleans (12/23/12); **Sacks —** 2, vs. Carolina (9/28/09); **Interceptions —** 0; **Passes Defensed —** 1 (5x), last vs. Pittsburgh (12/16/12); **Forced Fumbles —** 1 (2x), last vs. Philadelphia (12/2/12); **Fumble Recoveries —** 1 (2x), last vs. Chicago (10/1/12).

POSTSEASON

				TACKLES				INTERCEPTIONS					FUMBLES		
Year	Team	GP	GS	Tot	Solo	Asst	Sk	Yds	No	Yds	Lg	TD	PD	FF	FR	Yds
2009	Dallas	2	0	0	0	0	0.0	0.0	0	0	0	0	0	0	0	0
NFL Totals		**2**	**0**	**0**	**0**	**0**	**0.0**	**0.0**	**0**	**0**	**0**	**0**	**0**	**0**	**0**	**0**



Travaris CADET

39
RB

HEIGHT: 6-1 WEIGHT: 210
COLLEGE: APPALACHIAN STATE
JOINED SAINTS: FA-12
NFL EXPERIENCE: 2
BORN: 2/1/89

NFL CAREER – This hard-working multi-purpose threat was signed as an undrafted free agent in 2012 and secured a spot on the club's opening day 53-man roster. Cadet appeared in 13 games, making his primary impact on special teams as a kickoff returner, registering a 26.5 average, while also posting seven coverage stops. Also had a five-yard rush, five receptions for 44 yards and one punt return for two yards.

CAREER TRANSACTIONS – Signed by New Orleans as an undrafted free agent, 4/30/12.

2012 – Appeared in 13 contests. Handled kickoff return duties for the second half of the season with 26 runbacks for 690 yards (26.5 avg.) with a long of 75 yards. Added seven stops on special teams coverage units. Also carried once for

39 TravarisCADET RB (cont.)

five yards, had five receptions for 44 yards and returned a punt for two yards… Posted the first two special teams tackles of career at Green Bay, Sept. 30…Led team with a career-high three special teams stops at Tampa Bay, Oct. 21…Following a hand injury to Darren Sproles, took over kickoff return duties vs. Philadelphia, Nov. 5, and had three runbacks for 80 yards while rushing once for five yards…Vs. Atlanta, Nov. 11, caught two passes for 16 yards, returned a punt for two yards and brought back two kickoffs for 45 yards…At Oakland, Nov.18, caught two passes for 25 yards and returned three kickoffs for 123 yards, including a career-long 75-yard return to open second half…Returned five kickoffs for 148 yards (29.6 avg.) vs. San Francisco, 11/25.

COLLEGE – Played three seasons at Appalachian State after transferring from Pearl River (Miss.) Community College in 2009…Originally attended the University of Toledo in 2007 where he redshirted as a receiver…A two-time All-Southern Conference selection while serving as a running back and returner for the Mountaineers, finished his college career with 3,929 all-purpose yards including 1,688 rushing yards on 336 carries and 1,376 kickoff return yards…Earned second-team All-Southern Conference accolades as a senior after leading the team in rushing yards (651), kickoff return yards (632), punt return yards (87) and all-purpose yards (1,703)…Majored in criminal justice.

PERSONAL – Prepped at Miami (Fla.) Central HS where he played quarterback and threw for 1,391 yards with 13 TD passes and rushed for more than 450 yards with two TDs as a senior, garnering first-team All-Dade County honors by the *Miami Herald*…Also served as the team's punter and placekicker…Visited patients in the pediatric unit at Ochsner Medical Center and adults receiving chemotherapy at the facility's Tom and Gayle Benson Cancer Center over the Christmas holidays…Travaris Terrell Cadet was born Feb. 1, 1989.

TRAVARIS CADET

		RUSHING							RECEIVING				
Year	Team	GP	GS	Att	Yds	Avg	Lg	TD	No	Yds	Avg	Lg	TD
2012	New Orleans	13	0	1	5	5.0	5	0	5	44	8.8	17	0
NFL Totals		**13**	**0**	**1**	**5**	**5.0**	**5**	**0**	**5**	**44**	**8.8**	**17**	**0**

		PUNT RETURNS						KICKOFF RETURNS				
Year	Team	No	FC	Yds	Avg	Lg	TD	No	Yds	Avg	Lg	TD
2012	New Orleans	1	2	2	2.0	2	0	26	690	26.5	75	0
NFL Totals		**1**	**2**	**2**	**2.0**	**2**	**0**	**26**	**690**	**26.5**	**75**	**0**

ADDITIONAL STATISTICS: Special Teams Tackles — (2012, 7) **Total: 7;**

CAREER HIGHS: Rushes — 1, vs. Philadelphia (11/5/12); **Rushing Yards —** 5, vs. Philadelphia (11/5/12); **Long Rush —** 5, vs. Philadelphia (11/5/12); **Rushing TDs —** 0; **Receptions —** 2 (2x), last at Oakland (11/18/12); **Receiving Yards —** 25, at Oakland (11/18/12); **Long Reception —** 17, at Oakland (11/18/12); **Receiving TDs —** 0; **Yards From Scrimmage —** 25, at Oakland (11/18/12); **Special Teams Tackles —** 3, at Tampa Bay (10/21/12); **Punt Returns —** 1, vs. Atlanta (11/11/12); **Punt Return Yards —** 2, vs. Atlanta (11/11/12); **Long Punt Return —** 2, vs. Atlanta (11/11/12); **Punt Returned for TD —** 0; **Kickoff Returns —** 6, at New York Giants (12/9/12); **Kickoff Return Yards —** 148, vs. San Francisco (11/25/12); **Long Kickoff Return —** 75, at Oakland (11/18/12); **Kickoff Returned for TD —** 0



Chris CARR

40
CB

HEIGHT: 5-10 WEIGHT: 182
COLLEGE: BOISE STATE
JOINED SAINTS: FA-13
NFL EXPERIENCE: 9
BORN: 4/30/83

NFL CAREER – Carr is an eight-year NFL veteran who joined New Orleans at the end of the offseason and will compete for a roster spot in training camp, adding depth in the secondary and on special teams both in coverage and in the return game. The Reno, Nev. native has appeared in 114 career games with 27 starts in eight NFL seasons with the San Diego Chargers, Baltimore Ravens, Tennessee Titans and Oakland Raiders, compiling 207 tackles (166 solo), 2.5 sacks, six interceptions, 32 passes defensed, five forced fumbles, 30 special teams stops and two fumble recoveries on coverage units. He also brings extensive experience as both a kickoff and punt returner. Carr has returned a total of 148 punts for 1,073 yards (7.3 avg.) and brought back 256 kickoffs for 6,276 yards (24.5 avg.).

CAREER TRANSACTIONS – Signed by Saints to a one-year contract, 6/11/13; Signed by San Diego Chargers to a one-year contract, 10/2/12; Released by Minnesota, 8/31/12; Signed by Minnesota Vikings to a one-year contract, 4/4/12; Released by Baltimore, 3/2/12; Re-signed by Baltimore to a four-year contract, 7/30/11; Signed by Baltimore Ravens to a two-year contract (UFA-TEN), 3/14/09; Signed by Tennessee Titans to a one-year contract offer sheet (RFA), which was not matched by Oakland, 3/31/08; Signed by the Oakland Raiders as an undrafted free agent, 4/29/05.

2012 – After going to training camp with the Minnesota Vikings, appeared in nine games for the San Diego Chargers, primarily on special teams and recorded four coverage stops (three solo). Returned a pair of punts for 11 yards (5.5 avg.) and brought back five kickoffs for 102 yards (20.4 avg.). **2011** – Appeared in nine regular season games with one start for Baltimore and recorded 19 tackles (16 solo), one sack and three passes defensed and brought back two punts for 15 yards (7.5 avg.)…Started game vs. Arizona, Oct. 30, when he notched a sack… Posted season-high five tackles at Seattle, Nov. 13…Inactive for seven games in regular season with injuries and AFC Divisional Playoff Game vs. Houston, 1/15/12…Saw action in AFC Championship Game at New England, 1/22/12, and had no stats. **2010** – Started career-high 16 games in regular season and both playoff contests, holding down the left cornerback spot for the NFL's 10th ranked total defense. Posted career-bests with 67 tackles (56 solo), three forced fumbles and matched career-high with two interceptions, also adding eight passes defensed. His forced fumble total ranked fourth among NFL cornerbacks. Also returned three punts for eight yards and a 20-yard kickoff return. Recorded eight tackles (seven solo) and a fumble recovery in postseason...Notched career-high two forced fumbles vs. Cincinnati, 1/2/11. **2009** – Started four games during

40 ChrisCARR CB (cont.)

first season in Baltimore and played in all 16, finishing with 39 tackles (31 solo), 1.5 sacks, two interceptions, nine passes defensed, two forced fumbles and 10 special teams stops, setting career-highs in takedowns, picks and pass breakups. Started both postseason contests and recorded 10 tackles (nine solo), a three-yard interception return and one pass defensed. **2008** – Saw action in every game with two starts for Titans as he finished with 33 tackles (24 solo), one interception, seven passes defensed and a career-high 11 special teams tackles. Served as full-time kickoff/punt returner and brought back 32 punts for 323 yards (10.1 avg.) and 35 kickoffs for 984 yards (28.1 avg.). Ranked fourth in NFL in kickoff return average. Also saw action in loss to Baltimore in AFC Divisional Playoffs…Had a season-long 52-yard kickoff return vs. Minnesota, Sept. 28…Finished with a career-high four passes defensed at Jacksonville, Nov. 16…Had a career-best 11 tackles vs. N.Y. Jets, Nov. 23…Had career-long 44-yard punt return vs. Cleveland, Dec. 7. **2007** – Appeared in all 16 games with two starts in his final season in Oakland and posted 28 tackles (24 solo) and one pass defensed. Brought back eight punts for 52 yards (6.5 avg.) and 59 kickoffs for 1,327 yards (22.5 avg.). **2006** – Played in all 16 games with two starts for Oakland and finished with 14 tackles (nine solo), a 100-yard interception return for a touchdown, two passes defensed and three special teams stops. Led NFL in kickoff/punt yards (1,978), kickoff returns (69) and kickoff return yards (1,762)…Scored a 100-yard TD on his first career interception vs. Pittsburgh, Oct. 29, snaring a Ben Roethlisberger pass at goal line and returning it for the score in a 20-13 win…Started first career game as nickel back vs. Arizona, Oct. 22, and started in finale at N.Y. Jets, Dec. 31. **2005** – Played in all 16 games as a rookie for Oakland and finished with seven tackles (six solo), two passes defensed, two special teams stops and two fumble recoveries on coverage units, while leading the NFL in kickoff returns (73), kickoff return yards (1,752) and kickoff/punt return yards (1,938).

COLLEGE – Saw time in 35 career games at Boise State…Helped Broncos emerge on the national stage, winning three straight Western Athletic Conference titles and going 36-3 in his final three seasons…Ended collegiate career with 188 tackles…Notched career-high four interceptions as a junior with 81 tackles and 710 yards on kickoff returns…Earned a bachelor's degree in political science in 2005.

PERSONAL – Earned Nevada Offensive Player of the Year honors as a running back at McQueen (Reno, Nev.) HS…Was tabbed as the Northern Nevada Player of the Year and also as a three-time All-State choice…Standout in basketball…Active with Garth Brooks' Teammates for Kids Foundation and the Boys and Girls Clubs in Reno…Interested in attending law school following the end of his playing career…Fan of Woody Allen movies…Born April 30, 1983.

CHRIS CARR

				TACKLES					INTERCEPTIONS					FUMBLES		
Year	Team	GP	GS	Tot	Solo	Asst	Sk	Yds	No	Yds	Lg	TD	PD	FF	FR	Yds
2005	Oakland	16	0	7	6	1	0.0	0.0	0	0	0	0	2	0	0	0
2006	Oakland	16	2	14	9	5	0.0	0.0	1	100	100t	1	2	0	0	0
2007	Oakland	16	2	28	24	4	0.0	0.0	0	0	0	0	1	0	0	0
2008	Tennessee	16	2	33	24	9	0.0	0.0	1	0	0	0	7	0	0	0
2009	Baltimore	16	4	39	31	8	1.5	13.5	2	24	13	0	9	2	0	0
2010	Baltimore	16	16	67	56	11	0.0	0.0	2	13	12	0	8	3	0	0
2011	Baltimore	9	1	19	16	3	1.0	9.0	0	0	0	0	3	0	0	0
2012	San Diego	9	0	0	0	0	0.0	0.0	0	0	0	0	0	0	0	0
NFL totals		**114**	**27**	**207**	**166**	**41**	**2.5**	**22.5**	**6**	**137**	**100t**	**1**	**32**	**5**	**0**	**0**

		KICKOFF RETURNS					PUNT RETURNS					
Year	Team	No	Yds	Avg	Lg	TD	No	FC	Yds	Avg	Lg	TD
2005	Oakland	73	1,752	24.0	62	0	34	7	186	5.5	34	0
2006	Oakland	69	1,762	25.5	50	0	35	12	216	6.2	35	0
2007	Oakland	59	1,327	22.5	43	0	8	7	52	6.5	24	0
2008	Tennessee	35	984	28.1	52	0	32	30	323	10.1	44	0
2009	Baltimore	13	315	24.2	41	0	32	17	262	8.2	34	0
2010	Baltimore	1	14	14.0	14	0	3	0	8	2.7	10	0
2011	Baltimore	1	20	20.0	20	0	2	2	15	7.5	8	0
2012	San Diego	5	102	20.4	26	0	2	5	11	5.5	11	0
NFL Totals		**256**	**6,276**	**24.5**	**62**	**0**	**148**	**70**	**1,073**	**7.3**	**44**	**0**

ADDITIONAL STATISTICS: Special Teams Tackles — (2005, 2); (2006, 3); (2008, 11); (2009, 10); (2012, 4) **Total: 30; Special Teams Fumble Recoveries —** (2005, 2) **Total: 2.**

CAREER HIGHS: Tackles — 11, vs. N.Y. Jets (11/23/08); **Solo Tackles —** 8, at Pittsburgh (12/27/09); **Interceptions —** 1 (6x), last at Houston (12/13/10); **Longest Interception —** 100t, vs. Pittsburgh (10/29/06); **Passes Defensed —** 4, at Jacksonville (11/16/08); **Forced Fumbles —** 2, vs. Cincinnati (1/2/11); **Fumble Recoveries —** 0; **Sacks —** 1 (2x), last vs. Arizona (10/30/11); **Sack Yards —** 10, vs. Denver (11/1/09); **Punt Returns —** 6, at Detroit (11/27/08); **Punt Return Yards —** 58, vs. Minnesota (9/28/08); **Punt Return Long —** 44, vs. Cleveland (12/7/08); **Kickoff Returns —** 7 (5x), last vs. San Diego (12/30/07); **Kickoff Return Yards —** 206, at Baltimore (9/17/06); **Kickoff Return Long —** 62, at Kansas City (11/6/05).

POSTSEASON

				TACKLES					INTERCEPTIONS					FUMBLES		
Year	Team	GP	GS	Tot	Solo	Asst	Sk	Yds	No	Yds	Lg	TD	PD	FF	FR	Yds
2008	Tennessee	1	0	0	0	0	0.0	0.0	0	0	0	0	0	0	0	0
2009	Baltimore	2	2	10	9	1	0.0	0.0	1	3	3	0	1	0	0	0
2010	Baltimore	2	2	8	7	1	0.0	0.0	0	0	0	0	0	0	1	0
2011	Baltimore	1	0	0	0	0	0.0	0.0	0	0	0	0	0	0	0	0
NFL totals		**6**	**4**	**18**	**16**	**2**	**0.0**	**0.0**	**1**	**3**	**0**	**0**	**1**	**0**	**1**	**0**

		KICKOFF RETURNS					PUNT RETURNS					
Year	Team	No	Yds	Avg	Lg	TD	No	FC	Yds	Avg	Lg	TD
2008	Tennessee	3	79	26.3	33	0	2	3	8	4.0	8	0
2009	Baltimore	0	0	0.0	0	0	3	3	34	11.3	34	0
NFL Totals		**3**	**79**	**26.3**	**33**	**0**	**5**	**6**	**42**	**8.4**	**34**	**0**

POSTSEASON CAREER HIGHS: Tackles — 6, at Pittsburgh (1/15/11); **Sacks —** 0; **Sack Yards —** 0; **Interceptions —** 1, at New England (1/10/10); **Int. Ret Yds. —** 3, at New England (1/10/10); **Forced Fumbles —** 0; **Fumble Recoveries —** 1, at Kansas City (1/9/11); **Punt Returns —** 2 (2x), last at Indianapolis (1/16/10); **Punt Return yards —** 34, at New England (1/10/10); **Punt Return Long —** 34, at New England (1/10/10); **Kickoff Returns —** 3, vs. Baltimore (1/10/09); **Kickoff Return yards —** 79, vs. Baltimore (1/10/09); **Kickoff Return Long —** 33, vs. Baltimore (1/10/09).



Chris CHAMBERLAIN

56
LB

HEIGHT: 6-1 WEIGHT: 238
COLLEGE: TULSA
JOINED SAINTS: UFA-12 (STL)
NFL EXPERIENCE: 6
BORN: 9/30/85

NFL CAREER – Chamberlain, originally a seventh round (228th overall) pick by the St. Louis Rams in 2008, will return to the field in 2013 after missing the 2012 campaign with a torn ACL suffered in the preseason. The versatile linebacker and special teams ace has appeared in 59 regular season games with 19 starts, posting 112 tackles (70 solo), two sacks, one interception, three passes defensed and one forced fumble along with 73 special teams stops. The Bethany, Okla. native enjoyed a standout campaign in 2011 for the Rams as he started 13 of 16 contests he appeared in his first full season as a starter and finished fourth on St. Louis with a career-high 84 tackles (51 solo), two sacks, one interception, one pass defensed, one forced fumble and seven special teams stops.

CAREER TRANSACTIONS – Placed on Reserve/Injured, 8/20/12; Agreed to terms on a three-year contract with the Saints (UFA-StL), 3/23/12; Re-signed by Rams to a one-year contract (RFA), 7/29/11; Signed to a three-year contract by Rams, 7/20/08; Selected by St. Louis Rams in the seventh round (228th overall) of the 2008 NFL Draft.

2012 – Spent season on Reserve/Injured after tearing ACL in preseason vs. Jacksonville, Aug. 17. **2011** – Played in all 16 games with 13 starts and finished fourth on the Rams with a career-high 84 tackles (51 solo), two sacks, an interception, a pass defensed, a forced fumble and seven special teams stops… Had two tackles (one solo) and a special teams stop at N.Y. Giants, Sept. 19… Recorded first career sack that caused Joe Flacco to fumble, also marking first career forced fumble, vs. Baltimore, Sept. 25…Tied for the team lead with seven tackles (five solo) at Green Bay, Oct. 16…Notched six tackles (three solo) and one special teams stop vs. New Orleans, Oct. 30…Posted four tackles (three solo) at Arizona, Nov. 6…Recorded eight tackles (five solo) and added one special teams stop at Cleveland, Nov. 13…Collected first career interception when he picked off Tavaris Jackson on second play from scrimmage, in addition to six tackles (four solo) and one pass defense vs. Seattle, Nov. 20…Contributed eight tackles (five solo) vs. Arizona, Nov. 27…Finished with seven tackles (three solo) at San Francisco, Dec. 4…Tied his career-high with eight tackles (five solo) at Pittsburgh, Dec. 24…Notched his second career sack when he dropped Alex Smith in second quarter, in addition to seven tackles (four solo) and two special teams stops in the season finale vs. San Francisco, 1/1/12. **2010** – Appeared in final 11 games with six starts after being declared inactive for first five contests. Finished the season with 23 tackles (16 solo), two passes defensed and a team-high 19 special teams stops…Had two solo tackles and two special teams stops

at San Francisco, Nov. 14…Made five tackles (two solo) and two special teams stops vs. Atlanta, Nov. 21…Posted season-high seven tackles (four solo) and two special teams stops at New Orleans, Dec. 12…Recorded two tackles (one solo), two passes defensed and two special teams stops vs. Kansas City, Dec. 19…Registered five solo tackles in finale at Seattle, 1/2/11. **2009** – Played in all 16 games. Collected three tackles (one solo) and led the team with 28 special teams stops, the most for any Ram since 1998…Posted four special teams stops vs. New Orleans, Nov. 15…Recorded one solo tackle and career-high five special teams stops in finale vs. San Francisco, 1/3/10. **2008** – Appeared in all 16 contests as a rookie…Recorded two solo tackles and 19 special teams stops…Had most special teams stops by a Rams rookie since 2005…Collected two special teams stops vs. Seattle, Dec. 14…Registered three special teams tackles vs. San Francisco, Dec. 21.

COLLEGE – Started 40 of the 50 games he appeared in at Tulsa as a three-year starter…Finished college career with 352 tackles (209 solo), 32.5 for a loss, 12.5 sacks, six forced fumbles and five interceptions…Tackle total of 352 ranked fifth in school history upon his departure…Set school single-season record with 165 tackles (101 solo) in 2007, when he was selected as first-team All-Conference USA as a senior, recording double-digit stops in 10 contests…Also played FB as a senior, rushing nine times for 22 yards with one TD and catching three passes for 74 yards…Third-team All-Conference USA selection as a junior…Majored in management.

PERSONAL – Attended Bethany (Okla.) HS…Four-year letterwinner and three-year starter at QB and FS…Led team to Class 2A State Championship as a senior, earning District 2A-1 Player of the Year accolades…Totaled 399 tackles and 20 interceptions in his career while rushing for 2,777 yards with 37 TDs and completing 148-of-324 passes for 2,433 yards with 29 TDs…Active in the charity "Super Baskets of Hope" first in St. Louis and now in New Orleans.

CHRIS CHAMBERLAIN

				TACKLES					INTERCEPTIONS					FUMBLES		
Year	Team	GP	GS	Tot	Solo	Asst	Sk	Yds	No	Yds	Lg	TD	PD	FF	FR	Yds
2008	St. Louis	16	0	2	2	0	0.0	0.0	0	0	0	0	0	0	0	0
2009	St. Louis	16	0	3	1	2	0.0	0.0	0	0	0	0	0	0	0	0
2010	St. Louis	11	6	23	16	7	0.0	0.0	0	0	0	0	2	0	0	0
2011	St. Louis	16	13	84	51	33	2.0	7.0	1	4	4	0	1	1	0	0
2012	New Orleans					INJURED RESERVE										
NFL Totals		**59**	**19**	**112**	**70**	**42**	**2.0**	**7.0**	**1**	**4**	**4**	**0**	**3**	**1**	**0**	**0**

ADDITIONAL STATISTICS: Special Teams Tackles — (2008, 19); (2009, 28); (2010, 19); (2011, 7) **Total: 73.**

CAREER HIGHS: Tackles — 8 (3x), last at Pittsburgh (12/24/11); **Sacks —** 1 (2x), last vs. San Francisco (1/1/12); **Interceptions —** 1, vs. Seattle (11/20/11); **Passes Defensed —** 2, vs. Kansas City (12/19/10); **Forced Fumbles —** 1, vs. Baltimore (9/25/11); **Fumble Recoveries —** 0; **Special Teams Tackles —** 5, vs. San Francisco (1/3/10) .



Kenyon COLEMAN

99
DE

HEIGHT: 6-5 WEIGHT: 293
COLLEGE: UCLA
JOINED SAINTS: UFA-13 (DAL)
NFL EXPERIENCE: 12
BORN: 4/10/79

NFL CAREER – Coleman, entering his 12th NFL season, joins the Saints after his second stint with the Dallas Cowboys where he played on the defensive front for New Orleans defensive coordinator Rob Ryan. After originally being drafted by the Oakland Raiders, Coleman spent his next four seasons in Dallas followed up by stops with the New York Jets and Cleveland Browns before his most recent tenure with the Cowboys. The versatile defensive lineman has been a consistent performer over his career, appearing in 141 games, with 81 starts, and totaling 400 tackles (272 solo), 13.5 sacks, nine passes defensed, two forced fumbles and four fumble recoveries. The former UCLA standout will add a physical presence to the defensive line rotation as the team transitions to a 3-4 alignment.

CAREER TRANSACTIONS – Signed by the New Orleans Saints (UFA-DAL) to a one-year contract, 4/1/13; Placed on Reserve/Injured by the Dallas Cowboys, 11/14/12; Signed by Dallas to a two-year contract, 7/30/11; Released by the Cleveland Browns, 2/9/11; Acquired by Cleveland from New York Jets, 4/25/09; Signed by the New York Jets (UFA-DAL) to a five-year contract, 3/6/07; Acquired by Dallas from Oakland, 8/31/03; Signed by the Oakland Raiders to a five-year contract, 7/23/02; Selected by Oakland in the fifth round (147th overall) of the 2002 NFL Draft.

2012 – Appeared in seven games with five starts for Dallas before tearing his triceps and being placed on Reserve/Injured…Totaled 22 tackles (14 solo) and a forced fumble…Posted three tackles at Seattle, Sept. 16, before suffering a shoulder injury that sidelined him for the next two contests…Returned to action and contributed four tackles at Baltimore, Oct. 14…Finished with five stops and one forced fumble vs. N.Y Giants, Oct. 28…Had a season-high five tackles at Atlanta, Nov. 4…Made his 400th career stop before tearing his triceps and landing on reserve/injured following contest at Philadelphia, Nov. 11. **2011** – Appeared in all 16 games with 15 starts for the Cowboys and finished ranked 10th on the team with 44 tackles (30 solo) while also adding a sack, five tackles for losses (fifth on the team), and two passes defensed…Posted five tackles and a stop for a loss in home-opening win vs. Washington, Sept. 26…Registered four stops at Philadelphia, Oct. 30…Tallied four tackles, one of the stops for a loss, and first sack of the season on Thanksgiving vs. Miami, Nov. 24…Contributed four stops at Arizona, Dec. 4…Tied for second on the team with five tackles and a stop for a loss vs. Philadelphia, Dec. 24. **2010** – Started 14 games while appearing in all 16 contests for Cleveland, totaling 68 tackles (50 solo) and 2.5 sacks. Led AFC and tied for third in NFL with three fumble recoveries…Contributed three tackles, one sack, and a career-best two fumble recoveries vs. Cincinnati, Oct. 3…Recovered a

fumble by Matt Ryan vs. Atlanta, Oct. 10…Finished with eight stops vs. N.Y. Jets, Nov. 14…Had a sack at Jacksonville, Nov. 21…Made season-high nine stops at Cincinnati, Dec. 19…Assisted on a sack in season-finale vs. Pittsburgh, 1/2/11. **2009** – Started 13 games for Browns at left defensive end and recorded 38 stops (28 solo), 1.5 sacks and two passes defensed…Tallied season-high six tackles at Denver, Sept. 20…Sacked Trent Edwards at Buffalo, Oct. 11…Assisted on a sack at Chicago, Nov. 1. **2008** – Appeared in 16 games with 15 starts for the Jets, finishing with 64 tackles (41 solo), a half sack and one pass defensed… Helped on the front of a unit that finished fourth in AFC and seventh in the NFL, yielding only 94.9 rushing yards per game…Had three five-tackle games and three seven-stop contests…Shared a sack at Buffalo, Nov. 2. **2007** – Appeared in 16 games with 14 starts for New York and led all linemen with a career-best 90 tackles (53 solo). Also added 1.5 sacks…Posted a career-high 12 stops in season-opener vs. New England, Sept. 9…Recorded six tackles in back-to-back contests vs. Miami, Sept. 23, and at Buffalo, Sept. 30…Registered first sack of the season vs. Philadelphia, Oct. 14…Tallied six stops and shared a sack at Pittsburgh, Nov. 18…Totaled seven tackles at Dallas, Nov. 22…Contributed nine stops at Tennessee, Dec. 23. **2006** – Played in all 16 games for Dallas, totaling 31 tackles (26 solo), four sacks, a tackle for loss, four passes defensed and a forced fumble…Had three tackles and a sack vs. Washington, Sept. 17…Posted four stops and a sack vs. N.Y Giants, Oct. 23…Recorded a season-high five tackles while adding a sack at Atlanta, Dec. 16…Earned a sack vs. Detroit, Dec. 31… Tallied four solo tackles in only career playoff appearance at Seattle, 1/6/07. **2005** – Appeared in 12 games for the Dallas Cowboys with five starts and contributed 17 tackles (12 solo), a half sack and one tackle for a loss…Earned his first career NFL start at San Diego, Sept. 11, and finished with two stops as a part of a defensive effort that held Chargers to 291 net yards…Registered three tackles and a tackle for a loss vs. Washington, Sept. 19…Tallied four tackles at Oakland, Oct. 2, while assisting on a sack. **2004** – Appeared in 12 games for Dallas and totaled 10 tackles (eight solo) and a sack…Recorded a sack at Baltimore, Nov. 21. **2003** – Played in all 16 games for the Dallas Cowboys and finished with 15 stops (nine solo), one sack, a tackle for a loss, a fumble recovery and a pass defensed…Made his first career tackle at N.Y. Jets, Sept. 28…Recorded safety on first career sack in a win vs. Arizona, Oct. 25. **2002** – Appeared in one contest for the Raiders after being selected in the fifth round of the NFL Draft…Made NFL debut in win at Buffalo, Oct. 6…Inactive for remaining 15 contests and all three postseason games.

COLLEGE – Four-year letterman at UCLA, starting the final three seasons and posting 138 tackles, 16.5 sacks and 34 tackles for losses…Finished ninth in school history with 34 stops behind line of scrimmage…Posted 44 stops, 15 for losses, and a team-high 8.5 sacks in final campaign after earning a medical redshirt as a true senior…Earned All-Pac 10 honors as a junior as he totaled 50 tackles, nine for a loss, and 3.5 sacks…Started eight games as a sophomore and led all Bruins defensive linemen with 23 tackles while also contributing 4.5 sacks, two fumble recoveries and a forced fumble…Appeared in all 12 contests as a true freshman and recorded 15 tackles, three fumble recoveries and two passes defensesed…Majored in philosophy.

PERSONAL – Lettered three years along both the offensive and defensive lines at Alta Loma (Calif.) HS…As a senior, was a key contributor to team that finished 13-1 and ranked third in Division II…Also played basketball for three years at Alta Loma…Born Kenyon Octavia Coleman on April 10, 1979 in Fontana, California.

KENYON COLEMAN

				TACKLES				INTERCEPTIONS					FUMBLES		
Year	Team	GP	GS	Tot	Solo	Asst	Sk	Yds	No	Yds	Lg	TD	PD	FF	FR	Yds
2002	Oakland	1	0	1	1	0	0.0	0.0	0	0	0	0	0	0	0	0
2003	Dallas	16	0	15	9	6	1.0	1.0	0	0	0	0	0	0	1	0
2004	Dallas	12	0	10	8	2	1.0	4.0	0	0	0	0	0	0	0	0
2005	Dallas	12	5	17	12	5	0.5	3.0	0	0	0	0	0	0	0	0
2006	Dallas	16	0	31	26	5	4.0	23.0	0	0	0	0	4	1	0	0
2007	N.Y. Jets	16	14	90	53	37	1.5	8.0	0	0	0	0	0	0	0	0
2008	N.Y. Jets	16	15	64	41	23	0.5	3.0	0	0	0	0	1	0	0	0
2009	Cleveland	13	13	38	28	10	1.5	3.0	0	0	0	0	2	0	0	0
2010	Cleveland	16	14	68	50	18	2.5	10.0	0	0	0	0	0	0	3	0
2011	Dallas	16	15	44	30	14	1.0	7.0	0	0	0	0	2	0	0	0
2012	Dallas	7	5	22	14	8	0.0	0.0	0	0	0	0	0	1	0	0
NFL Totals		**141**	**81**	**400**	**272**	**128**	**13.5**	**62.0**	**0**	**0**	**0**	**0**	**9**	**2**	**4**	**0**

ADDITIONAL STATISTICS: Safeties — (2003, 1) **Total: 1.**

CAREER HIGHS: Tackles — 12, vs. New England (9/9/07); **Sacks —** 1 (11x), last vs. Miami (11/24/11); **Interceptions —** 0; **Forced Fumbles —** 1 (2x), last vs. N.Y. Giants (10/28/12); **Fumble Recoveries —** 2, vs. Cincinnati (10/3/10).

POSTSEASON

				TACKLES				INTERCEPTIONS					FUMBLES		
Year	Team	GP	GS	Tot	Solo	Asst	Sk	Yds	No	Yds	Lg	TD	PD	FF	FR	Yds
2006	Dallas	1	0	4	4	0	0.0	0.0	0	0	0	0	0	0	0	0
NFL Totals		**1**	**0**	**4**	**4**	**0**	**0.0**	**0.0**	**0**	**0**	**0**	**0**	**0**	**0**	**0**	**0**



Jed COLLINS

45
FB

HEIGHT: 6-1 WEIGHT: 255
COLLEGE: WASHINGTON STATE
JOINED SAINTS: FA-10
NFL EXPERIENCE: 3
BORN: 3/3/86

NFL CAREER – After spending time on five practice squads since coming into the NFL as an undrafted free agent in 2008 with only two contests on an active roster, this converted college linebacker's combination of work ethic, persistence and physical nature has served him well in handling lead blocking duties for the Saints since 2011. While primarily a blocker, Collins has also recorded 25 receptions for 120 yards with four touchdowns in 31 games with 18 starts. Also serving as an asset on both the special teams blocking and coverage units, he's added six tackles.

CAREER TRANSACTIONS – Signed by New Orleans to re-

serve/future contract, 1/13/11; Re-signed to practice squad, 9/23/10; Released from practice squad, 9/18/10; Signed to New Orleans practice squad, 9/13/10; Waived by Tennessee, 9/4/10; Signed by Tennessee Titans, 8/6/10; Waived by Cleveland, 6/15/10; Signed by Cleveland to reserve/future contract, 1/5/10; Signed to Cleveland practice squad, 12/2/09; Released from Arizona practice squad, 11/24/09; Signed to Arizona Cardinals practice squad, 11/4/09; Released by Kansas City, 9/4/09; Signed by Kansas City Chiefs, 1/8/09; Signed to Cleveland practice squad, 12/11/08; Waived by Cleveland, 12/10/08; Signed by Cleveland Browns, 11/26/08; Released from Chicago practice squad, 11/24/08; Signed to Chicago Bears practice squad, 10/28/08; Released from Philadelphia practice squad, 10/21/08; Signed to Philadelphia practice squad, 9/3/08; Waived by Philadelphia, 9/2/08; Signed by Philadelphia Eagles as an undrafted free agent, 4/28/08.

2012 – Appeared in 15 games with seven starts at fullback. Inactive at Dallas, Dec. 23 (knee/toe). Caught 14 passes for 70 yards (5.0 avg.), with a long of 12 yards, with two touchdowns while adding two special teams tackles…Started at Carolina, Sept. 16, and blocked for a unit that finished with a season-high 163 rushing yards, including 110 for Pierre Thomas…Started vs. Kansas City, Sept. 23, and pulled in a six-yard touchdown reception. Also fell on a kickoff that he did not return at end of regulation…Started at Green Bay, Sept. 30, and recorded a season-long 12-yard grab…Started vs. San Diego, Oct. 7, and helped offense accumulate 404 total net yards while also adding one special teams tackle… Made one special teams tackle, also blocking for an offense that gained 440 total net yards, 148 on the ground vs. Atlanta, Nov. 11…Started and posted two receptions for a career-high 21 yards while also blocking for a powerful running game that gained 151 yards at Oakland, Nov. 18…Posted two receptions for nine yards, including a two-yard TD, vs. San Francisco, Nov. 25…Started and recorded two receptions for nine yards at N.Y. Giants, Dec. 9…Registered a four-yard reception and blocked for a productive rushing attack that gained 149 yards vs. Tampa Bay, Dec. 16. **2011** – With only 15 touches, as he served as the club's lead blocker in all 16 games, Collins scored four touchdowns, carrying four times for four yards with two TDs and making 11 receptions for 50 yards with two TDs…Appeared in both postseason games with one start in NFC Divisional Playoff at San Francisco, and recorded three receptions for 28 yards… Scored a touchdown on a one-yard run at Jacksonville, Oct. 2, on his first career offensive touch, helping power a running attack that gained 177 yards…On only his third career touch at Carolina, Oct. 9, scored on a one-yard TD reception… One-yard touchdown run vs. Indianapolis, Oct. 23, gave New Orleans a 28-0 lead, as he blocked for a rushing attack that ran for 236 yards, the club's highest total since 2006…12-yard reception in overtime at Atlanta, Nov. 13, put New Orleans in position for K John Kasay's 26-yard game-winning field goal…In regular season finale vs. Carolina, 1/1/12, caught two passes for three yards, including one TD, blocking for a rushing attack that gained 164 yards including the club's first individual 100-yard game of the season. **2010** – After going to training camp with Tennessee, spent 15 weeks of the regular season and one postseason week on Saints practice squad. **2009** – After going to training camp

with Kansas City, spent three weeks on Arizona practice squad and final month of season on the Browns practice roster. **2008** – After going to training camp with the Philadelphia Eagles, who signed him as an undrafted free agent, spent two weeks on Cleveland active roster, while also enjoying stints on the practice squads of the Eagles, Bears and Browns.

COLLEGE – Played in 46 games in four years at LB, FB and TE for Washington State, totaling 80 receptions for 899 yards (9.2 avg.) and six touchdowns…Also recorded eight carries for 12 yards with two touchdowns as well as 42 tackles, three forced fumbles and two fumble recoveries…Started all 12 contests and finished with a career-high 52 catches for 512 yards and three TDs as a senior and posted 12 tackles and one fumble recovery on defense…Majored in accounting.

PERSONAL – Earned Division II Co-Defensive Player of the Year honors at linebacker for Mission Viejo (Calif.) HS…A licensed minister…Active in the community, Collins has visited patients at Ochsner Children's Health Center, participated in the Rotolo's Literacy program, as well as other NFL- and club-sanctioned events such as Hometown Huddle and the team's annual food drive.…Jedidiah Gabriel Collins was born March 3, 1986 in San Juan Capistrano, Clif.

JED COLLINS

		RUSHING							RECEIVING				
Year	Team	GP	GS	Att	Yds	Avg	Lg	TD	No	Yds	Avg	Lg	TD
2008	Cleveland	0	0	0	0	0.0	0	0	0	0	0.0	0	0
2011	New Orleans	16	11	4	4	1.0	2	2	11	50	4.5	14	2
2012	New Orleans	15	7	0	0	0.0	0	0	14	70	5.0	12	2
NFL Totals		**31**	**18**	**4**	**4**	**1.0**	**2**	**2**	**25**	**120**	**4.8**	**14**	**4**
Saints Totals		**31**	**18**	**4**	**4**	**1.0**	**2**	**2**	**25**	**120**	**4.8**	**14**	**4**

ADDITIONAL STATISTICS: Special Teams Tackles — (2011, 4); (2012, 2) **Total: 6; Kickoff Returns —** (2011, 1 ret., 7 yds., 7 lg); (2012, 1 ret., 0 yds., 0 LG) **Total: 2 ret., 7 yds., 7 lg.**

CAREER HIGHS: Rushes — 1 (4x), last at Minnesota (12/18/11); **Rushing Yards —** 2, at Minnesota (12/18/11); **Long Rush —** 2, at Minnesota (12/18/11); **Rushing TDs —** 1 (2x), last vs. Indianapolis (10/23/11); **Receptions —** 3, at St. Louis (10/30/11); **Receiving Yards —** 21, at Oakland (11/18/12); **Long Reception —** 14, at St. Louis (10/30/11); **Receiving TDs —** 1 (4x), last vs. San Francisco (11/25/12); **Special Teams Tackles —** 2 (2x), last at Jacksonville (10/2/11).

POSTSEASON

		RUSHING							RECEIVING				
Year	Team	GP	GS	Att	Yds	Avg	Lg	TD	No	Yds	Avg	Lg	TD
2011	New Orleans	2	1	0	0	0.0	0	0	3	28	9.3	15	0
NFL Totals		**2**	**1**	**0**	**0**	**0.0**	**0**	**0**	**3**	**28**	**9.3**	**15**	**0**

POSTSEASON CAREER HIGHS: Rushes — 0; **Rushing Yards —** 0; **Long Rush —** 0; **Rushing TDs —** 0; **Receptions —** 2, vs. Detroit (1/7/12); **Receiving Yards —** 20, vs. Detroit (1/7/12); **Long Reception —** 15, vs. Detroit (1/7/12); **Receiving TDs —** 0; **Special Teams Tackles —** 0.



Marques COLSTON

12
WR

HEIGHT: 6-4 WEIGHT: 225
COLLEGE: HOFSTRA
JOINED SAINTS: D7B-06
NFL EXPERIENCE: 7
BORN: 6/5/83

NFL CAREER – Through his first seven seasons, Colston's established himself as one of the NFL's most difficult-to-defend targets. The club's all-time leader with 58 receiving touchdowns and total touchdowns, the wideout is tied with Eric Martin as the team's all-time receiving leader with 532 grabs for 7,394 yards. Colston is only the third Saint with 500 catches and 7,000 yards and has made a catch in 70 consecutive games dating back to 2008, fourth in club record books. Colston is explosive, notching six games with 150 yards or more and 23 with over 100, yet he's gone about it while keeping a low profile, emerging as an impact player soon after being drafted 252nd overall in 2006. Since his arrival, Colston's led the Saints in receiving yardage five times and holds the franchise record with six 1,000-yard seasons. He's just one of seven NFL players to reach 1,000 receiving yards in six of his first seven seasons. In 2012, he ranked first on the team with 1,154 receiving yards and 10 touchdown grabs and second with 83 receptions.

CAREER TRANSACTIONS – Agreed to terms on a five-year contract, 3/13/12; Signed to a three-year contract extension, 7/23/08; Signed to a three-year contract, 7/18/06; Selected by New Orleans in the seventh round (252nd overall) in the 2006 NFL Draft.

HONORS – **2012:** *USA Today* All-Joe; **2011:** *USA Today* All-Joe; **2010:** *USA Today* All-Joe; **2006:** *Pro Football Weekly*/PFWA All-Rookie, *Dallas Morning News* All-Rookie; NFL Rookie of the Month (October).

2012 – Appeared in all 16 games with 13 starts for New Orleans. Became the franchise's all-time leader in receiving touchdowns and total touchdowns (58) and

WORTH NOTING

Colston is ranked first in team record books in receiving touchdowns and total touchdowns (58), tied for first in receptions (532) and ranked third in receiving yardage (7,394). His receiving touchdown total is tied for the second-highest figure in the NFL since entering the league in 2006.

With 1,154 yards receiving in 2012, Colston stands alone with the most 1,000 yard seasons in franchise history with six and is the only Saint to reach the mark in four consecutive campaigns (2009-12).

Colston's five 10-plus reception games ties him with Joe Horn (2000-06) for first on the club's all-time list.

moved into a tie for first in receiving (532). Led Saints with 1,154 receiving yards and 10 touchdowns on 83 receptions, which ranked second on the club. Reached 1,000-yard receiving plateau for sixth time in his seven-year career. Generated three 100-yard receiving efforts with 153 yards at Green Bay (9/30) and at Dallas (12/23) and 131 yards vs. San Diego (10/7). Extended consecutive games streak with a catch to 70. Finished 10th in the NFC and 16th in the NFL in receptions and eighth in the conference and 13th in the league in yardage. Tied for eighth in the NFC and 13th in the NFL in third down receptions (24). Tied for fourth in conference and seventh in league in touchdown grabs and ninth in the NFC and 15th in the NFL in scoring among nonkickers (60). Team-best 65 first downs, tied for ninth in the conference and 17th in the league…Amassed 153 yards, the fifth highest total of his career, and one touchdown on a game-high nine receptions at Green Bay, Sept. 30…Hauled in game-high nine catches for 131 yards, including three touchdowns, tying his career-high vs. San Diego, Oct. 7. Eight of his nine grabs went for first downs and four came on third down situations…Tallied 73 yards and a 17-yard touchdown grab on seven receptions at Tampa Bay, Oct. 21…Registered three catches for 26 yards with one touchdown reception, tying the club record for total TDs (55) held by Deuce McAllister vs. Atlanta, Nov. 11…Caught four passes for 69 yards (17.3 avg.) at Oakland, Nov. 18, with his final grab being the 500th of his career…Became club's all-time touchdown leader, when he hauled in four receptions for 36 yards vs. San Francisco with a scoring grab, Nov. 25…Played in 100th career game and produced three receptions for 60 yards (20.0 avg.) vs. Tampa Bay, Dec. 16…Made 10 receptions for 153 yards, tying his fifth-highest yardage total at Dallas, Dec. 23. Combined with Darren Sproles (104) for what was then the 11th time the Saints have had two 100-yard receivers in same game…Posted five catches for 52 yards with two touchdowns in finale vs. Carolina, Dec. 30, tying Martin as the club's all-time receiving leader with his 532nd career reception.

2011 – Appeared in 14 games (seven starts) and finished with 80 receptions for 1,143 yards (14.3 avg.) and eight touchdowns. Tied for eighth in NFC and 12th in NFL in receptions. Ranked ninth in NFC and 14th in NFL in yardage. Had nine receptions of 25 yards or more and 55 of his catches went for first downs. Hauled in six passes for 81 yards in NFL opener at Green Bay, Sept. 8. Suffered shoulder injury in final drive that required surgery and sidelined him for next two games…Caught seven passes for 118 yards and his first touchdown of season at Tampa Bay, Oct. 16…Had two touchdown catches and 98 yards on seven receptions vs. Indianapolis, Oct. 23…At Atlanta, Nov. 13, had arguably one of his best career

DYNAMIC DUO

QB Drew Brees and WR Marques Colston finished the 2012 season ranked seventh for the most touchdowns by a quarterback-receiver combination in NFL record books, currently the most by an active duo.

MOST TOUCHDOWNS BY QUARTERBACK-RECEIVER COMBINATIONS

	Combo	No.
1.	Manning-Harrison	112
2.	Young-Rice	85
3.	Marino-Clayton	79
4.	Manning-Wayne	67
5.	Kelly-Reed	65
6.	Unitas-Berry	63
7.	**Brees-Colston**	**58**
8.	Favre-Freeman	57

WORTH NOTING

While Colston is extremely adept at moving the chains—381 of his 532 career catches have gone for a first down—he has also been a big-play threat who can stretch the field. In 102 career games, Colston has 102 catches of 20 yards or more, including 86- and 70-yard touchdowns.

No player in league history caught more passes in their first two seasons than the 168 that Colston hauled in from 2006-07.

In 2007, Colston tied the club record with 11 receiving touchdowns.

Colston has posted 23 games with over 100 receiving yards. Only one Saint has reached the century mark more than him.

performances, making eight receptions for 113 yards. All eight receptions went for first downs and four catches were on third down…For second straight week, each of Colston's receptions (three) went for first downs for a total of 78 yards vs. N.Y. Giants, Nov. 28…Caught seven passes for 105 yards and two touchdowns at Tennessee, Dec. 11…Led team in receptions with eight catches for 91 yards at Minnesota, Dec. 18. It was the ninth time he has had over 90 yards in his career, but fallen short of 100…Led the Saints in receiving with seven receptions for 81 yards (11.6 avg.) with one touchdown vs. Atlanta, Dec. 26…Caught seven passes for 145 yards and two touchdowns in regular season finale vs. Carolina, 1/1/12 and became the first Saint to go over the 1,000 yard mark five times…Hauled in seven passes for 120 yards in NFC Wild Card Playoff game vs. Detroit, 1/7/12. Colston's 40-yard reception in the third quarter was postseason career-long… Caught nine passes for a postseason career-high 145 yards and one TD in NFC Divisional Playoff at San Francisco, 1/14/12. **2010** – Started 11-of the-15 games he appeared in and led Saints in catches and yardage with 84 receptions for 1,023 yards (12.2 avg.) with seven touchdowns and added a one-yard rush. Finished sixth in the NFC and 10th in the NFL in receptions and ninth in the conference and 15th in the league in yardage. Had seven catches of 25 yards or more and a club-best 57 of his catches went for first downs…In NFL season opener vs. Minnesota, Sept. 9, led team with 62 yards on five receptions…Hauled in five grabs for a team-best 67 yards at San Francisco, Sept. 20. On game's last drive, made an acrobatic 30-yard catch to bring Saints to 49ers 18-yard line to set up game-winning field goal…Led Saints in receiving with seven catches for 97 yards at Arizona, Oct. 10…Led team in catches with five receptions for 53 yards at Tampa Bay, Oct. 17. Four of his grabs moved the chains for first downs, including two third down receptions…Led the team in both catches and yardage with eight receptions for 112 yards and a touchdown vs. Cleveland, Oct. 24, starting a productive three-game stretch…Caught six passes for 75 yards with a fourth quarter 16-yard touchdown to extend Saints' lead to 13-3 on Halloween night vs. Pittsburgh, Oct. 31. His 27-yard grab on a first-and-20 pass play with only 35 seconds left in the second quarter put Saints in field goal range to tie game heading into halftime. Completed a month where he finished with totals of 32 receptions for 373 yards with two touchdowns, tying for league lead in catches for October…

2012 GAME BY GAME

RECEIVING

2012		GP	ST	REC	YDS	AVG	LG	TD
9/9	WAS	X	X	4	71	17.8	25	0
9/16	@CAR	X	X	3	49	16.3	29	0
9/23	KC	X		3	40	13.3	19	0
9/30	@GB	X	X	9	153	17.0	27	1
10/7	SD	X	X	9	131	14.6	40	3
10/21	@TB	X	X	7	73	10.4	17t	1
10/28	@DEN	X	X	5	63	12.6	16	0
11/5	PHI	X	X	4	46	11.5	21	1
11/11	ATL	X	X	3	26	8.7	12	1
11/18	@OAK	X	X	4	69	17.3	24	0
11/25	SF	X	X	4	36	9.0	13	1
11/29	@ATL	X	X	6	71	11.8	21	0
12/9	@NYG	X		4	61	15.3	30	0
12/16	TB	X		3	60	20.0	26	0
12/23	@DAL	X	X	10	153	15.3	60	0
12/30	CAR	X	X	5	52	10.4	18	2
2012 Season		16	13	83	1,154	13.9	60	10

Led Saints in receiving with eight grabs for 65 yards at Carolina, Nov. 7…Led team in receptions and yardage with eight catches for a season-high 113 yards, including second quarter scoring grabs of 22 and 23 yards at Seattle, Nov. 21… Again led the Saints in receiving and yardage with six grabs for 105 yards on Thanksgiving at Dallas, Nov. 25. Fourth quarter 22-yard grab put him in third place on team receiving yardage list past Danny Abramowicz…Reeled in three passes for 65 yards and a touchdown in come-from-behind win at Cincinnati, Dec. 5. Had a first quarter 43-yard catch that put the Saints in field goal range on their first drive. Converted a three-yard scoring reception with 31 seconds remaining that put Saints back up…Had five- and 17-yard touchdown receptions in first quarter on third downs to give Saints a 14-0 lead vs. St. Louis, Dec. 12…Pulled in six passes for a club-best 80 yards at Baltimore, Dec. 19, passing 1,000 yards for season…Returned to starting lineup 11 days after undergoing knee surgery that caused him to miss regular season finale vs. Tampa Bay, 1/2/11, in NFC Wild Card Playoff at Seattle, 1/8/11, and caught four passes for 66 yards. **2009** – Played in all 16 games, starting 14 contests and led club with 70 catches and 1,074 yards (15.3 avg). Tied for the team-lead with nine receiving touchdowns and added a six-yard rush. Had 12 catches of 25 yards or more and a team-leading 54 of his grabs went for first downs. Added 15 catches for 188 yards in three playoff games, including six for 83 and a two-yard touchdown vs. Arizona and seven grabs for 83 yards in Super Bowl XLIV…Caught 25th career touchdown in season opener vs. Detroit, Sept. 13…Led team vs. Philadelphia, Sept. 20, with two first half touchdowns (15 and 25 yards) on a team-high eight catches for 98 yards…Had a season-high 166 yards and one touchdown on eight catches vs. N.Y. Giants, Oct. 18, including a 40-yard reception…Led club with five catches for 72 yards and a 10-yard touchdown at Miami, Oct. 25…Nov. 2 vs. Atlanta, led team again with six catches for 85 yards and an 18-yard touchdown…Vs. New England, Nov. 30, caught four passes for 121 yards, including a season-long 68-yard reception and a 20-yard touchdown. Combined with Devery Henderson (three receptions for 116 yards) for the eighth time a Saints duo had 100-yards receiving…Had a 40-yard touchdown at Washington, Dec. 6…At Atlanta, Dec. 13, started and had six receptions for 54 yards and a touchdown…Led team with 86 yards on five grabs vs. Dallas, Dec. 19…Crossed 1,000-yard mark for year with 77 yards on eight grabs vs. Tampa Bay, Dec. 27. **2008** – Played in 11 games with six starts. Finished with 47 catches for 760 yards (16.2 avg.) with five touchdowns. Of receptions, 12 were of 20 yards or more, and 35 went for a first down. Capped season with extremely productive three-game stretch, hauling in 22 passes for 306 yards and four touchdowns…Suffered torn ligament in left thumb in opener vs. Tampa Bay, Sept. 7. Had three catches for 26 yards in contest, but was forced to leave game. Injury re-

CAREER GAME BY GAME

RECEIVING

2011		GP	ST	REC	YDS	AVG	LG	TD
9/8	@GB	X	X	6	81	13.5	23	0
9/18	CHI	Inactive (shoulder)						
9/25	HOU	Inactive (shoulder)						
10/2	@JAX	X		1	8	8.0	8	0
10/9	@CAR	X	X	5	69	13.8	22	0
10/16	@TB	X		7	118	16.9	38t	1
10/23	IND	X	X	7	98	14.0	39	2
10/30	@StL	X	X	3	50	16.7	25	0
11/6	TB	X		5	52	10.4	20	0
11/13	@ATL	X	X	8	113	14.1	19	0
11/28	NYG	X	X	3	78	26.0	50	0
12/4	DET	X		6	54	9.0	18	0
12/11	@TEN	X		7	105	15.0	35t	2
12/18	@MIN	X	X	8	91	11.4	25	0
12/26	ATL	X		7	81	11.6	23	1
1/1	CAR	X		7	145	20.7	42t	2
2011 Season		14	7	80	1,143	14.3	50	8

2008		GP	ST	REC	YDS	AVG	LG	TD
9/7	TB	X	X	3	26	8.7	16	0
9/14	@WAS	Inactive (hand)						
9/21	@DEN	Inactive (hand)						
9/28	SF	Inactive (hand)						
10/6	MIN	Inactive (hand)						
10/12	OAK	Inactive (hand)						
10/19	@CAR	X		0	0	0.0	0	0
10/26	SD	X		2	56	28.0	49	0
11/9	@ATL	X	X	7	140	20.0	48	0
11/16	@KC	X	X	3	30	10.0	15	0
11/24	GB	X		1	70	70.0	70t	1
11/30	@TB	X	X	6	106	17.7	37	0
12/7	ATL	X	X	3	26	8.7	11	0
12/11	@CHI	X		6	84	14.0	24	1
12/21	@DET	X		9	99	11.0	30	2
12/28	CAR	X	X	7	123	17.6	26t	1
2008 Season		11	6	47	760	16.2	70t	5

2010		GP	ST	REC	YDS	AVG	LG	TD
9/9	MIN	X	X	5	62	12.4	28	0
9/20	@SF	X	X	5	67	13.4	30	0
9/26	ATL	X		4	25	6.3	9	0
10/3	CAR	X	X	4	36	9.0	15	0
10/10	@ARZ	X	X	7	97	13.9	27	0
10/17	@TB	X	X	5	53	10.6	16	0
10/24	CLE	X	X	10	112	11.2	24	1
10/31	PIT	X		6	75	12.5	27	1
11/7	@CAR	X		8	65	8.1	16	0
11/21	SEA	X	X	8	113	14.1	23t	2
11/25	@DAL	X	X	6	105	17.5	28	0
12/5	@CIN	X	X	3	65	21.7	43	1
12/12	STL	X	X	5	46	9.2	17t	2
12/19	@BAL	X	X	6	81	13.5	27	0
12/27	@ATL	X		2	21	10.5	12	0
1/2	TB	Inactive (knee)						
2010 Season		15	11	84	1,023	12.2	43	7

2007		GP	ST	REC	YDS	AVG	LG	TD
9/6	@ IND	X	X	6	47	7.8	13	0
9/16	@ TB	X	X	8	70	8.8	15	1
9/24	TEN	X	X	4	68	17.0	37	0
10/7	CAR	X	X	4	31	7.8	15	0
10/14	@ SEA	X	X	1	2	2.0	2t	1
10/21	ATL	X	X	3	45	15.0	33	0
10/28	@ SF	X		8	85	10.6	17t	3
11/4	JAX	X		10	159	15.9	30	0
11/11	STL	X	X	8	129	16.1	36	0
11/18	@ HOU	X	X	9	118	13.1	32	0
11/25	@ CAR	X	X	7	93	13.3	45	1
12/2	TB	X	X	2	39	19.5	40	0
12/10	@ ATL	X	X	9	92	10.2	25	2
12/16	ARZ	X	X	8	114	14.3	21	1
12/23	PHI	X	X	3	16	5.3	11	0
12/30	@ CHI	X	X	8	94	11.8	21t	2
2007 Season		16	14	98	1,202	12.3	45	11

2009		GP	ST	REC	YDS	AVG	LG	TD
9/13	DET	X	X	3	30	10.0	14	1
9/20	@PHI	X	X	8	98	12.3	25t	2
9/27	@BUF	X	X	4	67	16.8	32	0
10/4	NYJ	X	X	2	33	16.5	17	0
10/18	NYG	X	X	8	166	20.8	40	1
10/25	@MIA	X	X	5	72	14.4	25	1
11/2	ATL	X	X	6	85	14.2	29	1
11/8	CAR	X	X	1	45	45.0	45	0
11/15	@STL	X		2	17	8.5	9	0
11/22	@TB	X	X	5	74	14.8	21	0
11/30	NE	X	X	4	121	30.3	68	1
12/6	@WAS	X	X	2	46	23.0	40t	1
12/13	@ATL	X	X	6	54	9.0	20	1
12/19	DAL	X	X	5	86	17.2	35	0
12/27	TB	X		8	77	9.6	16	0
1/3	@CAR	X	X	1	3	3.0	3	0
2009 Season		16	14	70	1,074	15.3	68	9

2006		GP	ST	REC	YDS	AVG	LG	TD
9/10	@ CLE	X	X	4	49	12.3	20	1
9/17	@ GB	X	X	4	58	14.5	35t	1
9/25	ATL	X		7	97	13.9	29	0
10/1	@ CAR	X	X	5	132	26.4	86t	1
10/8	TB	X	X	3	38	12.7	18	0
10/15	PHI	X	X	4	40	10.0	12	1
10/29	BAL	X	X	6	163	27.2	53	2
11/5	@ TB	X	X	11	123	11.2	24	1
11/12	@ PIT	X	X	10	169	16.9	29	0
11/19	CIN	X	X	0	0	0.0	0	0
11/26	@ ATL	Inactive (ankle)						
12/3	SF	Inactive (ankle)						
12/10	@ DAL	X	X	5	48	9.6	12	0
12/17	WAS	X		7	84	12.0	24	0
12/24	@ NYG	X	X	4	37	9.3	23	1
12/31	CAR	X	X	0	0	0.0	0	0
2006 Season		14	12	70	1,038	14.8	86t	8

quired surgery and would be placed on inactive list for next five games. Spent most of season with a protective brace on his left hand and also played much of the 2008 campaign with an injured knee…Oct. 26 vs. San Diego, hauled in two passes for 56 yards, including a 49-yard catch and run…Returned to the starting lineup at Atlanta, Nov. 9 and had seven grabs for 140 yards with 48-yard recep-

WORTH NOTING

COLSTON AMONG NFL'S BEST SINCE 2006

With a club-record 58 touchdown receptions since being picked in the seventh round of the 2006 NFL Draft by the Saints in 2006, Colston is tied for second in the NFL in scoring grabs. Over that period he is also ranked ninth in the NFL with 532 receptions, tied for first in club record books and with 7,394 receiving yards, ranked third in club annals.

TOUCHDOWN RECEPTIONS IN THE NFL SINCE 2006

	Player, Team	No.
1.	Larry Fitzgerald, Arz.	59
2t.	**Marques Colston, NO**	**58**
2t.	Antonio Gates, SD	58
2t.	Randy Moss, Oak., NE, Min., Ten., SF	58

NEW ORLEANS SAINTS ALL-TIME RECEIVING LEADERS

	Player, Team	Rec.	Yds.	Avg.	TD
1t.	**Marques Colston, 2006-**	**532**	**7,394**	**13.9**	**58**
1t.	Eric Martin, 1985-93	532	7,854	14.8	48
3.	Joe Horn, 2000-06	523	7,622	14.6	50

tion…Nov. 24 vs. Green Bay, had a 70-yard touchdown catch…At Tampa Bay, Nov. 30, had six catches for 106 yards…At Chicago, Dec. 11, hauled in six passes for 84 yards and a touchdown…Posted nine grabs for 99 yards and two touchdowns at Detroit, Dec. 21…Notched third 100-yard day of season in finale vs. Carolina, Dec. 28, recording seven catches for 123 yards and a touchdown. **2007** – Played in all 16 games, starting 14 and led club with 98 catches for 1,202 yards and 11 touchdowns. Reception total was then a team record and touchdown total tied a team record. Also led team with 64 first downs and had 14 catches of 20 yards or more. Led club in receptions in 10 contests, recorded eight or more catches in eight games, and caught at least one touchdown in seven games…Had eight catches for 70 yards at Tampa Bay, including a four-yard touchdown, Sept. 16…Led team with four grabs for 68 yards vs. Tennessee, Sept. 24…Hauled in touchdowns - of 17, three and 15 yards - at San Francisco, Oct. 28. Led the club with eight catches for 85 yards…Posted a season-best 10 grabs for 159 yards vs. Jacksonville, Nov. 4. Eight of his catches moved the chains for first downs…Followed with eight catches for 129 yards, vs. St. Louis, Nov. 11…At Houston, Nov. 18, notched his third-consecutive 100-yards receiving afternoon with nine receptions for 118 yards…Continued his hot streak at Carolina, Nov. 25, with seven catches for 93 yards - including a season-long 45-yard grab, completing a November when he ranked second in the NFL in receiving with 34 catches for 499 yards…Dec. 10 at Atlanta, hauled in nine passes for 92 yards and two touchdowns…Had an eight-catch, 114-yard performance vs. Arizona, Dec. 16, including a 19-yard touchdown…At Chicago, Dec. 30, caught eight passes for 94 yards before departing early in third quarter with injured wrist. Had two touchdown grabs - including a 21-yard catch-and-run in the second quarter that tied the club single-season record for TD catches. **2006** – Played in 14 games with 12 starts. Inactive at Atlanta, Nov. 26, and vs. San Francisco, Dec. 3, with ankle injury sustained vs. Cincinnati, Nov. 19. Led NFL rookies with a team-high 1,038 receiving yards, a club record for rookies. Eight receiving touchdowns tied club



COLSTON BY THE NUMBERS

9 While Colston ranks second in club history with 23 games with over 100 yards receiving, he has had over 90 yards in nine other contests.

13 The number of multiple-touchdown games in Colston's career.

22 The number of contests over the last seven seasons when Colston has recorded eight or more receptions.

23 Colston has over 100 yards receiving on 23 occasions - including six games with over 150 yards. Only one other player (Joe Horn-27) has reached the 100-yard milestone more often than Colston.

58 Career receiving touchdowns, the most in team history and tied for the second-highest figure in the NFL since 2006.

61 Catches of 25 yards or more during his career, including touchdowns of 86 and 70 yards. He has 102 catches of 20 yards or more.

70 Consecutive games dating back to the 2008 season that Colston has posted at least one catch.

142 Number of career third down receptions, including 24 in 2012.

285 Receptions in his first four seasons, the highest total by a Saints' draft pick over his opening four years.

381 Career receptions that have moved the chains for a first down - 71.6 percent of his catches.

455 Receiving yardage in a three-game stretch in 2006 (10/29-11/12), the most yardage over such a span in club record books. He had over 100 yards in all three contests, a streak that he equaled again in 2007.

532 Career receptions, tied with Eric Martin for the highest total in franchise history and the NFL's ninth-highest since 2006. With his first reception in 2013, Colston will surpass Martin and become the club's all-time receiving leader.

7,394 Career receiving yardage total, the ninth-highest in the NFL since 2006 and third-highest in club record books.

rookie record (WR Donté Stallworth, 2002). Had 869 receiving yards after his first nine games – the quickest start of any player in league history. Started both postseason contests and had 10 catches for 118 yards, including five for 63 yards and a 13-yard touchdown in NFC Championship game at Chicago. Had 15 catches of 20 or more yards, including four of plus-40…Opened career with four catches for 49 yards and 12-yard scoring grab at Cleveland, Sept. 10…At Green Bay, Sept. 17, notched four grabs for 58 yards with a fourth quarter 35-yard touchdown that gave the Saints the lead after once trailing 13-0…Didn't start but had seven receptions for 97 yards vs. Atlanta, Sept. 25…Started at Carolina, Oct. 1, and had five catches for 132 yards and a fourth quarter 86-yard touchdown - the longest in club history for a rookie. The last players in NFL record books to have a receiving touchdown of 86 yards or more within their first four NFL games were Pittsburgh QB Mark Malone, who in his third contest had a 90-yard scoring grab in 1981, and Detroit RB Billy Sims, who had an 87-yard TD catch in his second game…Posted six receptions for 163 yards and two touchdowns vs. Baltimore, Oct. 29. Scoring grabs were of 25 and 47 yards in the fourth quarter, and also had a 53-yard grab. Combined with Joe Horn (126) to give the Saints two 100-yard receivers for sixth time. Yardage total was highest in club history for a rookie at that point…Named the NFL Rookie of the Month for October, a span where Colston had 373 yards and four touchdowns…At Tampa Bay, Nov. 5, recorded career-best 11 grabs for 123 yards and a touchdown. Set club rookie record with third 100-yard day. Combined with Henderson (111) for seventh time the Saints had two 100-yard receivers in same game. It was the first time the club had a duo achieve the feat in back-to-back games…Notched 10 catches for 169 yards at Pittsburgh, Nov. 12, breaking his two-week-old club record for most receiving yards in a game by a rookie. Over the previous three-game stretch, he recorded 27 catches for 455 yards and three TDs, the best three-game totals in club history…Suffered a sprained ankle early vs. Cincinnati, Nov. 19, and missed the next two games…Had five catches for 78 yards vs. Washington, Dec. 17 and went over 1,000 yards on season, becoming first rookie in team history to reach the milestone.

COLLEGE – Four-year standout at Hofstra, appearing in 40 career games with 37 starts and posting 182 catches for 2,834 yards with 22 touchdowns…All-Atlantic 10 as a redshirt senior after hauling in career-high 70 receptions for 975 yards (13.9 avg.) and nine TDs…Sidelined in 2004 while recovering from shoulder injury…As a junior in 2003, led team with 51 receptions for 910 yards (17.8 avg.) and seven TDs…As a sophomore 2002, recorded 47 grabs for 614 yards and three TDs… Posted 14 catches for 335 yards (23.9 avg.) and three TDs as a freshman in 2001…Graduated with a bachelor's degree in interdisciplinary studies.

PERSONAL – Lone player Saints have drafted out of Hofstra…Attended Susquehanna Township (Pa.) HS, where he lettered four times in football and was three-year member of track team…All-Conference at wide receiver and defensive end as senior…Had 37 catches for 412 yards and blocked three PATs in 2000… Also serves as majority owner of the Indoor Football League Harrisburg Stampede franchise…Born June 5, 1983 in Harrisburg, Pa.

MARQUES COLSTON

				RECEIVING				
Year	Team	GP	GS	No	Yds	Avg	Lg	TD
2006	New Orleans	14	12	70	1,038	14.8	86t	8
2007	New Orleans	16	14	98	1,202	12.3	45	11
2008	New Orleans	11	6	47	760	16.2	70t	5
2009	New Orleans	16	14	70	1,074	15.3	68	9
2010	New Orleans	15	11	84	1,023	12.2	43	7
2011	New Orleans	14	7	80	1,143	14.3	50	8
2012	New Orleans	16	13	83	1,154	13.9	60	10
NFL Totals		**102**	**77**	**532**	**7,394**	**13.9**	**86t**	**58**

ADDITIONAL STATISTICS: Rushing — (2009, 1 att., 6 yards); (2010, 1 att., 1 yard) **Total: 2 att., 7 yards.**

CAREER HIGHS: Receptions — 11, at Tampa Bay (11/5/06); **Receiving Yards —** 169, at Pittsburgh (11/12/06); **Long Reception —** 86t, at Carolina (10/1/06); **Receiving TDs —** 3 (2x), last vs. San Diego (10/7/12).

POSTSEASON

				RECEIVING				
Year	Team	GP	GS	No	Yds	Avg	Lg	TD
2006	New Orleans	2	2	10	118	11.8	29	1
2009	New Orleans	3	3	15	188	12.5	27	1
2010	New Orleans	1	1	4	66	16.5	30	0
2011	New Orleans	2	2	16	256	16.0	40	1
NFL Totals		**8**	**8**	**45**	**628**	**14.0**	**40**	**3**

POSTSEASON CAREER HIGHS: Receptions — 9, at San Francisco (1/14/12); **Receiving Yards —** 136, at San Francisco (1/14/12); **Long Reception —** 40, vs. Detroit (1/7/12); **Receiving TDs —** 1 (3x), last at San Francisco (1/14/12).



Brian DELAPUENTE

60
C

HEIGHT: **6-3** WEIGHT: **306**
COLLEGE: **CALIFORNIA**
JOINED SAINTS: **FA-10**
NFL EXPERIENCE: **4**
BORN: **5/13/85**

NFL CAREER – Brian de la Puente has made the most of an opportunity that started on the New Orleans practice squad in 2010 with him ascending to take over the club's starting center duties in 2011, where he's since opened 28 games, including all 16 in 2012. Originally signed as an undrafted free agent by San Francisco in 2008, de la Puente spent part of the 2008 season on Kansas City's active roster and has also served stints on the practice squads of Kansas City, Carolina and Seattle.

CAREER TRANSACTIONS – Re-signed to a one-year contract (RFA), 4/9/13; Signed to a reserve/future contract, 1/13/11; Signed by New Orleans to practice squad, 10/15/10; Released from Seattle Seahawks practice squad, 9/21/10; Signed to Seattle practice squad, 9/16/10; Waived by 49ers, 9/3/10;

60 BrianDELAPUENTE C (cont.)

Signed to reserve/future contract by 49ers, 1/22/10; Signed to Carolina Panthers practice squad, 11/17/09; Released from Seattle Seahawks practice squad, 11/10/09; Signed to practice squad by Seattle, 9/30/09; Released from Seattle practice squad, 9/22/09; Signed to Seattle practice squad, 9/16/09; Waived by Seattle, 9/5/09; Claimed off waivers by Seattle, 8/25/09; Waived by Kansas City Chiefs, 8/24/09; Signed by Kansas City to active roster from practice squad, 12/30/08; Signed by Kansas City to practice squad, 10/30/08; Waived by Kansas City, 10/29/08; Claimed off of waivers by Kansas City, 9/1/08; Waived by 49ers, 8/30/08; Signed by San Francisco 49ers as an undrafted free agent, 5/1/08.

HONORS – **2011:** Madden Most Valuable Protectors of the Year (Offensive Line Award); Madden Most Valuable Protectors Award (Week Nine, Offensive Line).

2012 – Started all 16 games at center for the first time in his NFL career. Part of an offensive line that surrendered only 26 sacks, tied for the third-lowest total in the NFL. Contributed to an offensive unit that ranked second in the NFL in total net yards (6,575)…Blocked for a unit that rushed for a season-high 163 yards at Carolina, Sept. 16…Helped block for a 446-yard passing performance by QB Drew Brees at Green Bay, Sept. 30…Blocked for a record-setting performance by Brees vs. San Diego, Oct. 7, when he set the NFL record for consecutive games with at least one touchdown pass (48)…Blocked for an offensive attack that had 458 net yards and did not allow Brees to be sacked for the first time of the season at Tampa Bay, Oct. 21…Blocked for a running attack during a three-game winning streak between Nov. 5 – Nov. 18, when the Saints managed at least 100 rushing yards in each contest…Blocked for an offensive attack that garnered 487 total net yards at N.Y. Giants, Dec. 9…Helped block for an offense in a 41-0 shutout vs. Tampa Bay, Dec. 16 that ran up 149 yards on the ground…Part of a standout effort by the offensive line that allowed Brees to throw for 446 yards and not get sacked once in an overtime win at Dallas, Dec. 23. **2011** – Played in 16 games and started 12 of the final 13 regular season and both playoff contests at center. Integral part of an offensive line that only relinquished 24 sacks, tied for the second-fewest in the NFL. Contributed to an offense that set an NFL single-season record with 7,474 net yards, finishing first in passing and sixth in rushing…Made first career NFL appearance on special teams in the opener at Green Bay, Sept. 8…Started his first career game and helped lead the offense to 503 total net yards at Jacksonville, Oct. 2…Started and helped offense total 557 net yards including a season-high 236 yards rushing vs. Indianapolis, Oct. 23 and would handle duties in the middle for the remainder of season…Helped pave the way for 463 total yards that included 164 yards rushing vs. Atlanta, Dec. 26…Contributed to an offense that set a franchise record with 617 net yards vs. Carolina, 1/1/12, also setting the league single-season net yardage mark…Made his first postseason start and helped offense set an NFL record with 626 total yards in NFC Wild Card Playoff game vs. Detroit…Contributed to an offense that put together 472 total net yards in NFC Divisional Playoff game at San Francisco. **2010** – After going to training camp with 49ers, spent one week on Seattle's practice squad before joining Saints practice squad, Oct. 15, for remainder of season. **2009** – After going to training camp with Chiefs, had stints on Seattle and Carolina practice squads throughout the season. **2008** – After he was claimed off of waivers by Chiefs from 49ers following final roster cutdown, spent seven

games on Chiefs roster, where he was inactive for each contest. Spent remaining nine games on practice squad.

COLLEGE – Played in 26 games with 16 starts at California…Started all 13 games as a senior in 2007 and earned honorable mention All-Pac-10…Part of a 2007 unit that allowed a league-low 11 sacks and helped Justin Forsett rush for 1,546 yards to rank second in conference, second on Golden Bears' all-time single-season list and 15th nationally…Played in 10 games (three starts) as a junior in 2006 after seeing first action with spot duty in 2005…Legal studies major.

PERSONAL – Earned first-team All-South Coast League, All-CIF Southern Section and All-Orange County as a senior at San Clemente (Calif.) HS as he led team to CIF semifinals and played in 2002 Shrine All-Star Game…Learned sign language in high school to communicate better with his youngest sister who is deaf…Super Bowl XLVII week, volunteered to fit underprivileged youth and adults with hearing aids.

BRIAN DELAPUENTE

Games Played/Started: New Orleans — (2011, 16/12); (2012, 16/16) **Totals: 32/28**

POSTSEASON
Games Played/Started: New Orleans — (2011, 2/2) **Totals: 2/2**



Justin DRESCHER

47
LS

HEIGHT: 6-1 WEIGHT: 235
COLLEGE: COLORADO
JOINED SAINTS: FA-10
NFL EXPERIENCE: 4
BORN: 1/1/88

NFL CAREER – Drescher was signed as a free agent by the Saints in late November of 2010 and has handled long snapping duties in all 38 regular season games and three postseason contests. He is expected to reprise snapping duties in 2013.

CAREER TRANSACTIONS – Agreed to terms on a four-year contract, 3/13/13; Agreed to terms on a one-year contract (ERFA), 2/29/12; Signed by New Orleans, 11/23/10; Waived by Atlanta Falcons, 6/15/10; Signed by Atlanta as an undrafted free agent, 4/26/10.

2012 – Played in all 16 games, handling snapping duties on extra points, field goals and punts…Helped K Garrett Hartley convert 18-of-22 field goal attempts.
2011 – Played in all 16 regular season games handling snapping duties on extra points, field goals and punts, as well as the NFC Wild Card Playoff vs. Detroit, 1/7/12, and NFC Divisional Playoff at San Francisco, 1/14/12…Helped K John

Kasay convert 28-of-34 field goal attempts. **2010** – After spending part of the offseason with Atlanta, he was signed by New Orleans on Nov. 23 and handled snapping duties for the final six regular season games and one playoff contest… Recorded one special teams tackle at Cincinnati, Dec. 5…Helped K Garrett Hartley convert all 10 of his field goal attempts.

COLLEGE – Long snapper for the Buffaloes for all four of his collegiate seasons in Boulder, appearing in 49 games, making five tackles and recovering a fumble on special teams while handling the snap on every kick…Graduated with a bachelor's degree in finance.

PERSONAL – Second-team All-District selection as a senior, playing G and LS for Carroll (Southlake, Texas) HS…Was a part of two state championship teams, winning 32 consecutive games in his two seasons…A high school teammate of Hartley and former Saints QB Chase Daniel…Also lettered in baseball… Born Jan. 1, 1988 in Colorado Springs, Colo.

JUSTIN DRESCHER

Games Played/Started: New Orleans — (2010, 6/0); (2011, 16/0); (2012, 16/0) **Totals: 38/0**

ADDITIONAL STATISTICS: Special Teams Tackles — (2010, 1) **Total: 1.**

CAREER HIGHS: Special Teams Tackles — 1, at Cincinnati (12/5/10).

POSTSEASON
Games Played/Started: New Orleans — (2010, 1/0); (2011, 2/0) **Totals: 3/0**



73
G

Jahri EVANS

HEIGHT: 6-4 WEIGHT: 318
COLLEGE: BLOOMSBURG
JOINED SAINTS: 04-06
NFL EXPERIENCE: 8
BORN: 8/22/83

NFL CAREER – Since 2009, Evans has enjoyed four of the most decorated seasons for a Saints offensive lineman. He's been voted to the last four Pro Bowls as a starter, as well as *Associated Press* first-team All-Pro and is widely regarded as among the NFL's top linemen, with the Saints finishing in the top 10 offensively each season. A powerful run blocker and polished in pass protection, Evans has started every game since being drafted, now having opened 112-consecutive regular season contests – the most for a Saint to start his career and the second-longest games started streak in franchise history. His games started streak is second among active NFL guards and fourth among players overall. Evans was originally a fourth-round pick in 2006 out of Bloomsburg.

CAREER TRANSACTIONS – Re-signed to a seven-year con-

tract, 5/11/10; Re-signed to a one-year contract (RFA), 4/21/09; Signed to a three-year contract, 7/25/06; Selected in the fourth round (108th overall) of the 2006 NFL Draft.

HONORS – **2012:** Pro Bowl (starter), *Associated Press* first-team All-Pro; **2011:** Pro Bowl (starter), *Associated Press* first-team All-Pro; PFWA/*Pro Football Weekly* All-NFL and All-NFC; *The Sporting News* All-Pro; Madden Most Valuable Protectors of the Year (Offensive Line Award); Madden Most Valuable Protectors Award (Week Nine, Offensive Line); **2010:** Pro Bowl (starter), *Associated Press* first-team All-Pro; PFWA/*Pro Football Weekly* All-NFL and All-NFC; *The Sporting News* All-Pro, 100 Greatest Players (No. 42); Madden Most Valuable Protectors Award (Week Six, Offensive Line). **2009:** Pro Bowl (starter), *Associated Press* first-team All-Pro; PFWA/*Pro Football Weekly* All-NFL; *Sporting News* All-Pro; *Sports Illustrated* (Peter King) All-Pro; Madden Most Valuable Protectors of the Year (Offensive Line Award); **2006:** PFWA/*Pro Football Weekly* All-Rookie; *Dallas Morning News* All-Rookie.

2012 – Started all 16 games at right guard for the seventh consecutive season…Named a consensus first-team All-Pro and voted to the Pro Bowl as starter for fourth straight year, second among Saints offensive linemen behind Pro Football Hall of Fame member T William Roaf (7) for selections to the All-Star game. The only Saints guard to be selected to the Pro Bowl four times…Evans is one of nine Saints to earn Pro Bowl honors at least four times…Part of an offensive line that relinquished only 26 sacks, tied for third fewest in the NFL, giving up only 11 in the last eight games…Blocked for an offense that finished ranked second in the NFL in net yards per game (410.9) and third in scoring (28.8 points per game). **2011** – Started all 16 regular season games at right guard for the sixth consecutive season and both playoff contests…Named a consensus first-team All-Pro and voted to the Pro Bowl as starter for third straight year…Part of an offensive line that relinquished only 24 sacks during the 2011 season, tied for second fewest in the NFL, giving up only five in the last eight games…Blocked for an offense that finished ranked first in the NFL in offense as they set a league single-season record with 7,474 yards, capturing 2011 Madden Protectors Award for the second time in three years, in recognition of the offensive line's performance…An integral part of a line that helped the Saints finish with a club-record 547 points. **2010** – Started all 16 regular games at right guard for fifth consecutive season and opened one playoff contest…Part of one of only two offensive lines in the NFL to start all 16 regular season games…Consensus first-team All-Pro, and voted to Pro Bowl as starter for the second straight year…Evans and Carl Nicks were the first Saints guard tandem to be selected in club record books…Run and pass blocking helped Saints average 372.5 yards per game, the NFL's sixth-highest figure…Part of an offensive line that surrendered only 26 sacks, fifth-lowest in the NFL. **2009** – Started all 16 games at right guard…Unanimous first-team All-Pro selection, and voted to Pro Bowl for the first time…One of only four guards at the time to be named to the Pro Bowl in club history, joining Jake Kupp (1969), Brad Edelman (1987) and LeCharles Bentley (2003)…The Saints also had 348 first downs and gained an NFL-best 6,461 yards, at that time both the second-highest totals in their history…The offensive line's blocking for the NFL's sixth-ranked rushing offense enabled the Saints to average 4.5 yards per carry, the league's seventh-highest total…Key part of a unit that allowed 20 sacks, the

STARTING STREAK

Jahri Evans' 112 straight starts is the longest streak in team history among Saints to begin a career, the longest by a current Saint, the second-longest in franchise history, the second-longest current streak by an active NFL guard and tied for fourth at all positions.

MOST CONSECUTIVE GAMES STARTED BY A SAINTS OFFENSIVE LINEMAN TO OPEN CAREER

Player, Position	No.	Years	How acq.
Jahri Evans, G	**112**	**2006-**	**D4, '06**
William Roaf, T	57	1993-96	D1, '93
Don Morrison, T	42	1971-73	D4e, '71

MOST CONSECUTIVE GAMES STARTED BY A SAINT TO OPEN A CAREER

Player, Position	No.	Years	How acq.
Jahri Evans, G	**112**	**2006-**	**D4, '06**
Rickey Jackson, LB	91	1981-87	D2b, '81
Bob Pollard, DT	78	1971-76	D11, '71

MOST CONSECUTIVE GAMES STARTED BY A SAINT

Player, Pos.	No.	Years
Wayne Martin, DL	144	1991-99
Jahri Evans, G	**112**	**2006-**
Joe Federspiel, LB	94	1973-80

MOST CONSECUTIVE GAMES STARTED AMONG ACTIVE NFL GUARDS

	Guard	No.
1.	Brandon Moore, NYJ	137
2.	**Jahri Evans, NO**	**112**
3.	Justin Blalock, Atl.	82

MOST CONSECUTIVE GAMES STARTED AMONG ACTIVE NFL PLAYERS

	Player	No.
1.	London Fletcher, Was.	199
2.	Brandon Moore, NYJ	167
3.	Eli Manning, NYG	135
4t.	**Jahri Evans, NO**	**112**
4t.	D'Brickashaw Ferguson, NYJ	112

fourth-least in the league. In three postseason contests, the offensive front only allowed Drew Brees to be dropped for a loss twice. **2008** – Part of a line that allowed just 13 sacks on the season, a club record…The blocking by Evans and the offensive line allowed the Saints to finish first in the NFL with 463 points and 6,571 yards…Started all 16 games at right guard for the third straight season. **2007** – Continued his solid play blocking for an offense that ranked third in the NFL…Started all 16 games at right guard. **2006** – Emerged as one of the offensive line's most consistent performers in training camp and had moved into the starting lineup by early in preseason…Started all 16 games at right guard and both playoff games…The first Saints offensive lineman to start every game as a rookie since Roaf in 1993…The first Saints guard to start every game as a rookie since Edelman in 1982…The first Saints rookie to start all 16 games since DE Darren Howard in 2000…Recovered a fumble vs. Philadelphia, Oct. 15.

COLLEGE – A Finalist for the Division II Gene Upshaw Offensive Player of the Year Award in each of his final two seasons…Anchored the Bloomsburg offensive line at LT after taking over as the starter as a sophomore…As a junior had 88 knockdowns with 10 TD-resulting blocks…Was a reserve in 2002 and redshirted in 2001…Graduated with a bachelor's degree in exercise science.

PERSONAL – Attended Frankford (Philadelphia, Pa.) HS…In 2009, established a full Board of Governors scholarship at Bloomsburg for in-state minority students enrolled at BU's Master of Science in clinical athletic training program…Did not play football before high school…Suffered a fractured leg playing basketball before senior year and missed entire season…Concentrated on academics, ended up graduating 10th in his class, and attended Bloomsburg on academic scholarship…He and his offensive line teammates sponsored holiday bike giveaways in 2009 and 2010…In April, he attended NFL Franchising Boot Camp at the Ross School of Business at the University of Michigan…Born Aug. 22, 1983 in Philadelphia, Pa

JAHRI EVANS

Games Played/Started: New Orleans — (2006, 16/16); (2007, 16/16); (2008, 16/16); (2009, 16/16); (2010, 16/16); (2011, 16/16); (2012, 16/16) **Totals: 112/112**

POSTSEASON
Games Played/Started: New Orleans — (2006, 2/2); (2009, 3/3); (2010, 1/1); (2011, 2/2) **Totals: 8/8**



Junior GALETTE

93
LB

HEIGHT: 6-2 WEIGHT: 258
COLLEGE: STILLMAN
JOINED SAINTS: FA-10
NFL EXPERIENCE: 4
BORN: 3/27/88

NFL CAREER – Galette's a speedy defender, who after initially excelling on special teams, has become a pass-rushing threat. In 2013 with a 3-4 defensive alignment, the club will utilize his skills at linebacker. One of two undrafted free agents to make the 2010 opening day roster, the Haiti native's continued to show significant growth. Through his first three seasons, he has appeared in 32 games with two starts and has career totals of 51 tackles (34 solo), 9.5 sacks, one pass defensed, one forced fumble and 11 special teams stops.

CAREER TRANSACTIONS – Agreed to terms on a three-year contract, 3/19/13; Signed by New Orleans as an undrafted free agent, 5/5/10.

2012 – Appeared in 12 games with one start at left defensive end at Denver, Oct. 28 and registered 22 tackles (18 solo), a career-high five sacks, one forced fumble and four special teams stops. Sack total was third on the club…Tied a ca-

reer-high with two sacks, forcing a fumble on one vs. Kansas City, Sept. 23…Set a career-high with six solo tackles and chipped in a sack at Tampa Bay, Oct. 21. **2011** – Appeared in all 16 regular season games and finished third on the club with 4.5 sacks, while adding a career-high 27 tackles (15 solo), a pass defensed and three special teams stops…Appeared in two games with one start in playoffs and recorded an assisted tackle…Recorded three tackles (two solo) and split a sack of QB Aaron Rodgers with S Roman Harper for his first career takedown in the NFL opener at Green Bay, Sept. 8…Tied for the team lead with Harper in recording two takedowns of QB Jay Cutler vs. Chicago, Sept. 18…Recorded five tackles (two solo) and finished with a late sack of Lions QB Matthew Stafford vs. Detroit, Dec. 4. **2010** – Appeared in four games and recorded two tackles (one solo) and four special teams stops…In NFC Wild Card Playoff vs. Seattle, 1/8/11, recorded one special teams tackle.

COLLEGE – Played one season at Division II Stillman, where as a senior in 2009, he earned second-team All-American honors with 56 tackles and 9.5 sacks…Played in 31 games at Temple before transferring for his senior year, and tallied 139 tackles with 16.5 sacks, three forced fumbles and one blocked punt for the Owls…Posted 7.5 sacks as a junior and gained second-team All-MAC plaudits.

PERSONAL – Prepped at St. Joseph Regional (Montvale, N.J.) HS, where he played LB and WR and was a basketball standout…Participated in Rebuilding Together's "Kickoff to Rebuild" event prior to Super Bowl XLVII in Algiers, where he assisted in painting the front of several renovated and rehabilitated houses for local residents and served as a celebrity judge for a barbeque competition…Junior Jovais Galette was born March 27, 1988 in Port Au Prince, Haiti.

JUNIOR GALETTE

				TACKLES					INTERCEPTIONS					FUMBLES		
Year	Team	GP	GS	Tot	Solo	Asst	Sk	Yds	No	Yds	Lg	TD	PD	FF	FR	Yds
2010	New Orleans	4	0	2	1	1	0.0	0.0	0	0	0	0	0	0	0	0
2011	New Orleans	16	1	27	15	12	4.5	42.0	0	0	0	0	1	0	0	0
2012	New Orleans	12	1	22	18	4	5.0	22.0	0	0	0	0	0	1	0	0
NFL Totals		**32**	**2**	**51**	**34**	**17**	**9.5**	**64.0**	**0**	**0**	**0**	**0**	**1**	**1**	**0**	**0**

ADDITIONAL STATISTICS: Special Teams Tackles — (2010, 4); (2011, 3); (2012, 4) **Total: 11; Kickoff Returns —** (2012, 1 ret., 2 yds., 2 LG) **Total: 1 ret., 2 yds., 2 lg.**

CAREER HIGHS: Tackles — 6, at Tampa Bay (10/21/12); **Sacks —** 2 (2x), last vs. Kansas City (9/23/12); **Interceptions —** 0; **Passes Defensed —** 1, at Atlanta (11/13/11); **Forced Fumbles —** 1, vs. Kansas City (9/23/12); **Fumble Recoveries —** 0; **Special Teams Tackles —** 3, at Baltimore (12/19/10).

POSTSEASON

				TACKLES					INTERCEPTIONS					FUMBLES		
Year	Team	GP	GS	Tot	Solo	Asst	Sk	Yds	No	Yds	Lg	TD	PD	FF	FR	Yds
2010	New Orleans	1	0	0	0	0	0.0	0.0	0	0	0	0	0	0	0	0
2011	New Orleans	2	1	1	0	1	0.0	0.0	0	0	0	0	0	0	0	0
NFL Totals		**3**	**1**	**1**	**0**	**1**	**0.0**	**0.0**	**0**	**0**	**0**	**0**	**0**	**0**	**0**	**0**

ADDITIONAL POSTSEASON STATISTICS: Special Teams Tackles — (2010, 1) **Total: 1.**

POSTSEASON CAREER HIGHS: Tackles — 1, vs. Detroit (1/7/12); **Sacks —** 0; **Interceptions —** 0; **Forced Fumbles —** 0; **Fumble Recoveries —** 0; **Special Teams Tackles —** 1, at Seattle (1/8/11).



Jimmy GRAHAM

80
TE

HEIGHT: 6-7 WEIGHT: 265
COLLEGE: MIAMI (FLA.)
JOINED SAINTS: D3-10
NFL EXPERIENCE: 4
BORN: 11/24/86

NFL CAREER – New Orleans' third round draft choice in 2010 after playing only one season of college football, Graham is a rising star who in just three seasons has become one of QB Drew Brees' favorite targets and one of the NFL's elite tight ends. Posting career totals in only 45 games with 25 starts of 215 catches for 2,648 yards with 25 touchdowns, he's already ranked second all-time among all Saints tight ends in receiving. Graham, who played four years of basketball at the University of Miami (Fla.), has recorded 184 receptions for 2,292 yards with 20 touchdowns the past two seasons, ranking him sixth in the NFL in receiving, second at his position. In 2012, he led the Saints in receiving for the second consecutive season with 85 grabs for 982 yards with nine touchdowns, ranking third among NFL tight ends in receptions. Graham possesses explosive capabilities with 21 career catches of 25-plus yards.

HONORS – **2012:** NFC Offensive Player of the Week (Week 10); **2011:** Pro Bowl (starter); Second-team *Associated Press* All-Pro; *Pro Football Weekly*/PFWA All-NFC; Ed Block Courage Award (Saints recipient).

CAREER TRANSACTIONS – Agreed to terms on a four-year contract, 7/28/10; Selected in the third round (95th overall) of the 2010 NFL Draft.

2012 – Appeared in 15 games with nine starts and led team in receiving for the second consecutive season with 85 receptions for 982 yards and nine touchdowns. Finished third on team in receiving yardage and second in touchdown receptions. Tied for 13th in the NFL in receptions, ranked third at his position. Among tight ends, yardage total ranked second and touchdown total tied for second. With at least one touchdown in the first three games, carrying over from the last three contests of 2011, Graham's six-game streak of touchdown receptions set a team record while he tied for the longest streak in touchdowns. The six-game touchdown reception streak is tied for the second-longest among tight ends since the 1970 AFL-NFL merger…In the season opener vs. Washington, Sept. 9, started and tied for team-lead in catches with six receptions for 85 yards (14.2 avg.) with one touchdown…Started at Carolina, Sept. 16, and caught seven passes for 71 yards with one touchdown…Started and hauled in four receptions for 16 yards with one touchdown vs. Kansas City, Sept. 23…Made seven receptions for 76 yards at Green Bay, Sept. 30…Inactive due to ankle injury at Tampa Bay, Oct. 21…Returned to lineup at Denver, Oct. 28, and made five receptions for 63 yards with one touchdown…Vs. Philadelphia, Nov. 5, led the team with eight receptions for 72 yards and one touchdown…Enjoyed the most explosive game of career vs.

Atlanta, Nov. 11, when he caught seven passes for career-high 146 yards (20.9 avg.) and tied career-best with two touchdowns, his fourth multiple TD performance. Yardage total was the highest by a Saints tight end in a single game. Named NFC Offensive Player of the Week for the first time…Started and led the team in receptions with six catches for 29 yards and one touchdown at Oakland, Nov. 18…Caught four passes for 59 yards (14.8 avg.) at Atlanta, Nov. 29…Finished with five receptions for 56 yards at N.Y. Giants, Dec. 9…Started and recorded five receptions for 69 yards (13.8 avg.) vs. Tampa Bay, Dec. 16…Hauled in seven passes for 88 yards at Dallas, Dec. 23, but his biggest play was when he recovered a fumble by teammate Marques Colston in overtime that set up the game-winning field goal…In season finale vs. Carolina, Dec. 30, led team in receiving with nine

2012 GAME BY GAME

				RECEIVING				
Date	Opp.	GP	ST	REC	YDS	AVG	LG	TD
9/9	WAS	X	X	6	85	14.2	23	1
9/16	@CAR	X	X	7	71	10.1	17	1
9/23	KC	X	X	4	16	4.0	7	1
9/30	@GB	X	X	7	76	10.9	24	0
10/7	SD	X	X	1	4	4.0	4	0
10/21	@TB				Inactive			
10/28	@DEN	X	X	5	63	12.6	20	1
11/5	PHI	X		8	72	9.0	17	1
11/11	ATL	X		7	146	20.9	46	2
11/18	@OAK	X	X	6	29	4.8	10	1
11/25	SF	X	X	4	33	8.3	12	0
11/29	@ATL	X		4	59	14.8	25	0
12/9	@NYG	X		5	56	11.2	27	0
12/16	TB	X	X	5	69	13.8	24	0
12/23	@DAL	X		7	88	12.6	26	0
12/30	CAR	X		9	115	12.8	27	1
2012 Season		**15**	**9**	**85**	**982**	**11.6**	**46**	**9**

catches for 115 yards and one TD. **2011** – Enjoyed the most prolific season by a TE in franchise history in all categories. Played in all 16 games with 11 starts, leading team in catches, yardage and scoring grabs with a club-record 99 receptions for 1,310 yards (13.2 avg.) with 11 touchdowns as he was selected a Pro Bowl starter, second-team *Associated Press* All-Pro and the team winner of the Ed Block Courage Award. Receiving touchdown total is tied for first in club record books while yardage total ranks fourth. Yardage total was ranked second all-time in NFL history for tight ends, while receptions total tied for third and scoring grab total tied for eighth. Set a team record for a tight end with seven or more receptions in seven games, and at least six in ten contests, and also set a club mark for all Saints by having at least 50 yards receiving in 14 games. In postseason, finished with 12 receptions for 158 yards (16.6 avg.) with a team-best three TDs…In the NFL season opener at Green Bay, Sept. 8, Graham had four receptions for 56 yards, including a fourth quarter five-yard TD grab that put the Saints within eight…Finished with six receptions for 79 yards (13.2 avg.) in home opener vs. Chicago, Sept. 18…Had first career 100-yard game, when he finished with four grabs for a team-best 100 yards (25.0 avg.) with one TD vs. Houston, Sept. 25. Fourth quarter 27-yard scoring grab ignited a 23-point final period…Set new career-highs in catches, yardage (since broken) and a receiving long at Jacksonville,



Oct. 2, when he hauled in 10 passes for 132 yards (13.2 avg.), including a 59-yard grab, with one TD…Became the first Saints tight end to have three straight 100-yard games when he led New Orleans in receiving and yardage with eight grabs for 129 yards at Carolina, Oct. 9…Became the first Saint and only the second tight end since the 1970 AFL-NFL merger to have four straight games of 100 yards receiving when he had seven grabs for a game-high 124 yards at Tampa Bay, Oct. 16. This capped a four-game period where Graham had 29 receptions for 485 yards with two TDs…Caught two touchdown passes as part of six receptions for 54 yards vs. Indianapolis, Oct. 23…Finished with seven receptions for 82 yards, including a second quarter 21-yard scoring grab at Atlanta, Nov. 13…Had his second two-TD performance of the season and third of his career as he tied for the team lead with eight catches for 84 yards vs. N.Y. Giants, Nov. 28…Caught eight passes for 89 yards on Sunday Night Football vs. Detroit, Dec. 4, to become the first Saints tight end to surpass 1,000 yards receiving…Posted five receptions for 55 yards at Tennessee, Dec. 11…Shook off early fumble to record seven receptions for 70 yards with a second quarter one-yard TD grab at Minnesota, Dec. 18…Had four receptions for 42 yards, including a second quarter nine-yard TD grab near the end of the first half to give New Orleans a 21-10 halftime lead vs. Atlanta, Dec. 26. It was the tenth TD grab of the season for Graham, giving him the club record for a tight end…Vs. Carolina, 1/1/12, had eight receptions for 97 yards and a TD. For a brief moment, held the NFL record for receiving yards in a season by a TE (1,310) before New England's Rob Gronkowki caught a 23-yard pass in the

final two minutes at Buffalo to up his season total to 1,327…In his NFL postseason debut in the NFC Wild Card Playoff vs. Detroit, third quarter three-yard TD grab opened up a 24-14 lead. Tied for the team lead in receiving with seven catches for 55 yards. His reception total was the highest by a Saints TE in a postseason contest…In the NFC Divisional Playoff at San Francisco, finished with five receptions for 103 yards with two TDs, the latter two being franchise playoff records for a TE. A 66-yard fourth quarter scoring reception, the longest for a Saints TE in a postseason contest, had given New Orleans a lead with under two minutes remaining in the contest…In the Pro Bowl, finished with five receptions for 74 yards, including a second quarter two-yard TD pass from Brees. **2010** – Appeared in 15 games with five starts as a rookie and had 31 receptions for 356 yards with five touchdowns…Also had a three-yard rush and one special teams tackle…Reception and yardage total was ranked third all-time among Saints rookie tight ends, and receiving TD total ranked second…Caught four of his TDs in a three-week span from weeks 15-17…Recorded one special teams stop and made an athletic play to save a ball on a punt from going out of bounds that was recovered by LS Jason Kyle to set up a TD vs. Atlanta, Sept. 26…Converted a third down with a three-yard rush vs. Carolina, Oct. 3…Made first career start in two-TE set at Arizona, Oct. 10…Made first career catch, an 11-yard grab, at Tampa Bay, Oct. 17…Caught four passes for 38 yards and recovered a fumble on a Saints punt return and advanced ball 20 yards vs. Cleveland, Oct. 24…Started and had three receptions for 49 yards including his first career TD, a 19-yard grab, at Carolina, Nov. 7…Filled in for an injured Jeremy Shockey and had five receptions for 72 yards vs. Seattle, Nov. 21…Caught three passes for 72 yards, including a career-long 52-yard grab to set up a field goal before halftime at Cincinnati, Dec. 5…Had five receptions for 29 yards, including 18-yard and one-yard TD grabs, in his first multiple-score game at Baltimore, Dec. 19…Started in three-TE set and had game-winning six-yard TD with 3:24 left on Monday night at Atlanta, Dec. 27…Started and had two receptions for 15 yards, including a four-yard TD, in regular season finale vs. Tampa Bay, 1/2/11, before departing with an ankle injury that would cause him to miss team's playoff game.

COLLEGE – Appeared in 13 games with one start in a multiple-tight end set in only season of football and made 17 receptions for 213 yards (12.5 avg.) with five touchdowns…Appeared in 120 games with 39 starts for the Miami basketball team and averaged 4.2 points per game and 4.2 rebounds per game, while his 104 blocked shots ranked eighth in school history when he finished his career…Two-time Academic All-ACC selection…Earned business degree with double major in marketing and management in 2009.

PERSONAL – Attended Charis Preparatory (Goldsboro, N.C.) Academy, where he played basketball, football, baseball and tennis…On the hardwood, earned All-American honorable mention from *Street & Smith Magazine*, in addition to garnering All-State and conference and team Most Valuable Player honors…As a senior, averaged 20.7 points, 13.8 rebounds and 4.6 blocks per game…During junior season, grabbed 15.1 rebounds and scored an average of 18.2 points per game…Favorite basketball player is LeBron James…Earned his airplane

RECEIVING LEADER

Since 2011, Graham's put together two of the most prolific seasons for a tight end in Saints history while ranking among NFL leaders overall and at his position in most categories.

NFL RECEIVING LEADERS SINCE 2011

	Player	Rec.	Yds.	Avg.	TD
1.	Wes Welker, NE	240	2,923	12.2	15
2.	Calvin Johnson, Det.	218	3,645	16.7	21
3.	Brandon Marshall, Mia., Chi.	199	2,722	13.7	17
4.	Roddy White, Atl.	192	2,647	13.8	15
5.	Jason Witten, Dal.	189	1,981	10.5	8
6.	**Jimmy Graham, NO**	**184**	**2,292**	**12.5**	**20**

TOP RECEIVING TOTALS BY NFL TIGHT ENDS IN 2012

	Tight End	Rec.	Yds.	Avg.	TD
1.	Jason Witten, Dal.	110	1,039	9.4	3
2.	Tony Gonzalez, Atl.	93	930	10.0	8
3.	**Jimmy Graham, NO**	**85**	**982**	**11.6**	**9**

MOST RECEPTIONS BY A SAINTS TIGHT END (SINGLE SEASON)

	Tight End	Rec.	Yds.	Avg.	TD
1.	**Jimmy Graham, 2011**	**99**	**1,310**	**13.2**	**11**
2.	**Jimmy Graham, 2012**	**85**	**982**	**11.6**	**9**
3.	Wesley Walls, 1995	57	694	12.2	4

MOST RECEPTIONS BY A SAINTS TIGHT END (ALL-TIME)

	Tight End	Rec.	Yds.	Avg.	TD
1.	Hoby Brenner, 1981-93	267	3,849	14.4	21
2.	**Jimmy Graham, 2010-**	**215**	**2,648**	**12.3**	**25**

MOST RECEIVING YARDS BY A SAINTS TIGHT END (ALL-TIME)

	Tight End	Rec.	Yds.	Avg.	TD
1.	Hoby Brenner, 1981-93	267	3,849	14.4	21
2.	Henry Childs, 1974-80	207	3,224	15.6	27
3.	**Jimmy Graham, 2010-**	**215**	**2,648**	**12.3**	**25**

MOST TOUCHDOWN RECEPTIONS BY A SAINTS TIGHT END (ALL-TIME)

	Tight End	Rec.	Yds.	Avg.	TD
1.	Henry Childs, 1974-80	207	3,224	15.6	27
2.	**Jimmy Graham, 2010-**	**215**	**2,648**	**12.3**	**25**



MOST TOUCHDOWN RECEPTIONS IN THE NFL BY A TIGHT END SINCE 2010

	Tight End	No.
1.	Rob Gronkowski	38
2.	**Jimmy Graham**	**25**

MOST TOUCHDOWN RECEPTIONS BY NFL TIGHT ENDS IN 2012

	Tight End	No.
1.	Rob Gronkowski, NE	11
2t.	**Jimmy Graham, NO**	**9**
2t.	Kyle Rudolph, Min.	9

pilot's license in 2012…The only two NFL games Graham had ever attended prior to being drafted by the Saints was a New Orleans-Oakland contest at the Superdome on October 12, 2008 and Super Bowl XLIV…Featured in a television program on USA Network in 2012 titled "NFL Characters Unite", where he mentors a New Orleans teenager in need…Hosted a youth football camp at the Tulane University campus in 2012…Serves as a spokesperson for Smoothie King, with whom as a former foster child, has partnered with the company to donate funds to Boys Town Louisiana.

JIMMY GRAHAM

				RECEIVING				
Year	Team	GP	GS	No	Yds	Avg	Lg	TD
2010	New Orleans	15	5	31	356	11.5	52	5
2011	New Orleans	16	11	99	1,310	13.2	59	11
2012	New Orleans	15	9	85	982	11.6	46	9
NFL Totals		**46**	**25**	**215**	**2,648**	**12.3**	**59**	**25**

ADDITIONAL STATISTICS: Rushing — (2010, 1 att., 3 yards) **Total: 1 att, 3 yards; Special Teams Tackles —** (2010, 1) **Total: 1.**

CAREER HIGHS: Receptions — 10, at Jacksonville (10/2/11); **Receiving Yards —** 146, vs. Atlanta (11/11/12); **Long Reception —** 59, at Jacksonville (10/2/11); **Receiving TDs —** 2 (4x), last vs. Atlanta (11/11/12); **Special Teams Tackles —** 1, vs. Atlanta (9/26/10).

POSTSEASON

				RECEIVING				
Year	Team	GP	GS	No	Yds	Avg	Lg	TD
2011	New Orleans	2	2	12	158	13.2	66t	3
NFL Totals		**2**	**2**	**12**	**158**	**13.2**	**66t**	**3**

POSTSEASON CAREER HIGHS: Receptions — 7, vs. Detroit (1/7/12); **Receiving Yards —** 103, at San Francisco (1/14/12); **Long Reception —** 66t, at San Francisco (1/14/12); **Receiving TDs —** 2, at San Francisco (1/14/12).



Jabari GREER

33
CB

HEIGHT: **5-11** WEIGHT: **180**
COLLEGE: **TENNESSEE**
JOINED SAINTS: **UFA-09 (BUF)**
NFL EXPERIENCE: **10**
BORN: **2/11/82**

NFL CAREER – A shutdown cornerback with the speed and skills to make plays all over the field, Jabari Greer has evolved into one of the team's defensive leaders. Following a humble entry into the NFL as an undrafted free agent out of the University of Tennessee, Greer's used the combination of hard work and blazing speed to become an elite cornerback, playing in 123 games with 76 starts and recording 399 career tackles (317 solo), 12 interception returns for 218 yards with four brought back for touchdowns, two sacks, 93 passes defensed, three forced fumbles and one fumble recovery. Greer had another solid season in

2012, appearing in 14 games with 13 starts and posting 51 tackles (40 solo), a career-high three interceptions to tie for the team lead and 14 passes defensed. He ranks among the NFL's fastest defensive backs, as he was also a standout on the Volunteers track squad in college.

CAREER TRANSACTIONS – Signed to a three-year contract extension, 4/20/12; Signed by Saints to a four-year contract (UFA-BUF), 3/4/09; Re-signed by Buffalo Bills to a two-year contract (RFA), 3/1/07; Signed by Buffalo as an undrafted free agent, 4/26/04.

HONORS – **2007:** AFC Defensive Player of the Week (Week 4).

2012 – Played in 14 games with 13 starts and finished with 51 tackles (40 solo), three interception returns for 31 yards and 14 passes defensed. Interception total was a career-high and tied for team lead…After missing the opener due to rehab from sports hernia surgery, made his debut in a backup role at Carolina, Sept. 16, and then started team's next 13 games at left cornerback before missing the finale following a concussion…Recorded five tackles (four solo), an interception returned 28 yards and two passes defensed vs. Kansas City, Sept. 23…Had a season-high eight tackles (six solo) at Oakland and one pass defensed, Nov. 18…Set career-high with two interceptions, adding four passes defensed and three solo tackles vs. Tampa Bay, Dec. 16. **2011** – Started all 16 regular season contests and finished with career-high 83 tackles (63 solo), a two-yard interception return, a team-high 23 pass breakups and a forced fumble…Had two solo tackles, two passes defensed and one forced fumble vs. Chicago, Sept. 18…Made three solo tackles, a fourth quarter two-yard interception return and one pass defensed in a come-from-behind 40-33 win vs. Houston, Sept. 25…Posted six tackles (five solo) and four passes defensed at Jacksonville, Oct. 2…Recorded seven tackles (six solo) and one pass defensed vs. Tampa Bay, Nov. 6…Registered a season-high 10 tackles (four solo) and three passes defensed at Atlanta, Nov. 13…Tallied four solo tackles and two pass breakups vs. N.Y. Giants, Nov. 28…Made four tackles (three solo) and broke up two passes at Tennessee, Dec. 11…Tied season-high for stops by registering 10 tackles (eight solo) and one pass defensed vs. Atlanta, Dec. 26…Recorded six tackles (five solo) and set postseason career-highs with four passes defensed and two fourth quarter interceptions of Matthew Stafford in NFC Wild Card Playoff vs. Detroit, 1/7/12…Registered two tackles (one solo) and one pass defensed in NFC Divisional Playoff at San Francisco, 1/14/12. **2010** – Played in 14 games with 13 starts at left cornerback and finished with 72 tackles (seventh on the team), tied for club lead with two interceptions, one returned for a touchdown and added 10 pass breakups and a fumble recovery despite a shoulder injury that kept him inactive for games vs. Cleveland, Oct. 24, and vs. Pittsburgh, Oct. 31, and hampered him for the majority of the season…Opened the season vs. Minnesota, Sept. 9, by leading secondary with seven tackles and adding two pass breakups…Recorded season-high nine tackles (eight solo) and a pass defensed vs. Atlanta, Sept. 27…Registered six solo tackles and returned a first quarter interception 26 yards at Arizona, Oct. 10…Returned to action after missing two games (shoulder) at Carolina, Nov. 7, and despite not start-

ing, returned a pass 24 yards for his fourth career interception return for a TD… Led secondary with eight tackles (seven solo) vs. Seattle, Nov. 21…Made four tackles with two passes defensed and had his first career fumble recovery of a ball lost by Steven Jackson vs. St. Louis, Dec. 12…Started in NFC Wild Card Playoff at Seattle, 1/8/11, and made five tackles with a pass defensed and recorded his first career postseason interception, returned for ten yards, in the first quarter. **2009** – Played in nine games, starting the first eight and returning for finale after being inactive for a seven-game stretch with an injured groin which necessitated sports hernia surgery. Still managed 53 tackles (44 solo), two interception returns for 59 yards – one for a touchdown – and 13 passes defensed. Opened all

2012 GAME BY GAME

				DEFENSE									
Date	Opp.	GP	ST	SOLO	AST	TOT	SACK/YDS		INT/YDS		PD	FF	FR
9/9	WAS						Inactive						
9/16	@CAR	X		1	0	1	0	0	0	0	0	0	0
9/23	KC	X	X	4	1	5	0	0	1	28	2	0	0
9/30	@GB	X	X	5	1	6	0	0	0	0	0	0	0
10/7	SD	X	X	0	0	0	0	0	0	0	1	0	0
10/21	@TB	X	X	3	0	3	0	0	0	0	2	0	0
10/28	@DEN	X	X	2	0	2	0	0	0	0	0	0	0
11/5	PHI	X	X	4	2	6	0	0	0	0	1	0	0
11/11	ATL	X	X	3	1	4	0	0	0	0	1	0	0
11/18	@OAK	X	X	6	2	8	0	0	0	0	1	0	0
11/25	SF	X	X	3	2	5	0	0	0	0	0	0	0
11/29	@ATL	X	X	1	1	2	0	0	0	0	1	0	0
12/9	@NYG	X	X	4	0	4	0	0	0	0	1	0	0
12/16	TB	X	X	3	0	3	0	0	2	3	4	0	0
12/23	@DAL	X	X	1	1	2	0	0	0	0	0	0	0
12/30	CAR						Inactive						
2012 Season		14	13	40	11	51	0	0	3	31	14	0	0

three postseason contests and posted totals of 19 tackles (14 solo) and five passes defensed…In Super Bowl XLIV, started and recorded five stops…Had sparkling performance vs. Minnesota in NFC Championship game, registering 10 tackles (eight solo) and deflecting three passes…Made first start in over two months vs. Arizona in NFC Divisional Playoff in his career postseason debut and finished with four stops and broke up two passes…Had 10 tackles (seven solo) with one pass defense at Philadelphia, Sept. 20…At Buffalo, Sept. 27, returned to face his former team and had eight tackles and knocked a pass into the air that was intercepted by Will Smith…Posted three passes defensed and added eight tackles vs. N.Y. Jets, Oct. 4…Had first interception with New Orleans when he picked off Eli Manning vs. N.Y. Giants, Oct. 18…Nov. 2 vs. Atlanta, recorded first TD with Saints, returning a QB Matt Ryan pass 48 yards…Started and made three stops prior to leaving game with groin injury vs. Carolina, Nov. 8, which kept him on the inactive list for the next seven weeks and forced him to undergo surgery…Did not return until regular season finale at Carolina, 1/3/10. **2008** – Started all 10 games he appeared in for Buffalo to begin the season and tallied 43 tackles (35 solo), two interceptions – both returned for touchdowns – nine passes defensed and one forced fumble…Inactive for final six games (knee)…Posted a forced fumble with two solo tackles and two passes defensed vs. Seattle, Sept. 7…Returned an interception 33 yards for a go-ahead touchdown at St. Louis, Sept. 28,

in addition to six solo tackles and a career-high six passes defensed…Led the team with a 12-tackle (nine solo) performance at Arizona, Oct. 5, his first double-digit tackle game…Intercepted a Brett Favre pass and returned it 42 yards for a touchdown vs. N.Y. Jets, Nov. 2. **2007** – Posted 47 tackles (40 solo), two interceptions and 17 passes defensed, playing in all 16 games for third consecutive year and making a career-high 13 starts…In fourth quarter vs. N.Y. Jets, Sept. 30, had his first career interception, six tackles and deflected two passes to earn AFC Defensive Player of the Week for the first time…The following week vs. Dallas, Oct. 8, recorded his second interception in addition to five tackles and three passes defensed – including breaking up a potential two-point conversion late in the game…Vs. Cincinnati, Nov. 4, notched his first career forced fumble. **2006** – Played in all 16 games for the second consecutive season and ranked second on the club with 20 special teams tackles, serving as a key contributor as a gunner on a punt coverage unit tied for first in NFL in net punting average (39.2)…Added four solo tackles and a pass defensed. **2005** – A valuable asset as a reserve defender and on special teams, started twice and posted 28 tackles (23 solo), a sack, two passes defensed and 15 special teams stops (11 solo)…Sept. 11, vs. Houston, recorded second career sack…Started at cornerback, posting nine tackles (seven solo) vs. Carolina, Nov. 27. **2004** – Played in 12 games, starting at Baltimore, Oct. 24, and tallied 18 tackles (12 solo), a sack, four passes defensed and three special teams tackles…Registered first career sack vs. St. Louis, Nov. 21 and added three tackles.

COLLEGE – Three-year starter at Tennessee…Carried on school's tradition of standout two-sport stars as he also excelled in track, running 13.32 in 110-meter hurdles, third all-time in school history…2003 NCAA champion in 60-meter indoor hurdles…Two-time SEC champion indoor/outdoor hurdles, breaking Willie Gault's record in 60 meter hurdles (7.55)… Also ran on 4x100 meter relay…Appeared in 51 games, leaving campus with the most played in school record books…Closed career with 147 tackles (119 solo), 3.5 sacks, a fumble recovery, a forced fumble, two interceptions and 33 passes defensed while opening 34 contests…Graduated with a bachelor's degree in psychology.

PERSONAL –Attended South Side (Jackson, Tenn.) HS, where he was 1999 Class 3A All-State…Three-year starter at wide receiver and cornerback and also played fullback…Set school record with six defensive touchdowns…Seven-time state champion in track and field…Greer's foundation, the Greer Campaign, emphasizes fatherhood and uniting families, providing support for fathers and community service programs to fathers and their families both in the New Orleans area and in his home state of Tennessee…In the 2010 and 2012 offseasons, Greer hosted a track meet in his hometown for adults and children to benefit his foundation…In both 2011 and 2012, he hosted VooDoo Masquerade Charity balls in New Orleans…A fan of jazz, appeared and played with the Treme Brass Band for an NFL Network shoot to promote New Orleans Super Bowl XLVII week…Jabari Amin Greer was born in Milwaukee, Wisc. on Feb. 11, 1982.

JABARI GREER

					TACKLES				INTERCEPTIONS					FUMBLES		
Year	Team	GP	GS	Tot	Solo	Asst	Sk	Yds	No	Yds	Lg	TD	PD	FF	FR	Yds
2004	Buffalo	12	1	18	12	6	1.0	13.0	0	0	0	0	4	0	0	0
2005	Buffalo	16	2	28	23	5	1.0	10.0	0	0	0	0	2	0	0	0
2006	Buffalo	16	0	4	4	0	0.0	0.0	0	0	0	0	1	0	0	0
2007	Buffalo	16	13	47	40	7	0.0	0.0	2	1	2	0	17	1	0	0
2008	Buffalo	10	10	43	35	8	0.0	0.0	2	75	42t	2	9	1	0	0
2009	New Orleans	9	8	53	44	9	0.0	0.0	2	59	48t	1	13	0	0	0
2010	New Orleans	14	13	72	56	16	0.0	0.0	2	50	26	1	10	0	1	0
2011	New Orleans	16	16	83	63	20	0.0	0.0	1	2	2	0	23	1	0	0
2012	New Orleans	14	13	51	40	11	0.0	0.0	3	31	28	0	14	0	0	0
NFL Totals		**123**	**76**	**399**	**317**	**82**	**2.0**	**23.0**	**12**	**218**	**48t**	**4**	**93**	**3**	**1**	**0**
Saints Totals		**53**	**50**	**259**	**203**	**56**	**0.0**	**0.0**	**8**	**142**	**48t**	**2**	**60**	**1**	**1**	**0**

ADDITIONAL STATISTICS: Special Teams Tackles — (2004, 3); (2005, 15); (2006, 20); (2007, 6) **Total: 44; Rushing —** 1 carry for -6 yards in 2004.

CAREER HIGHS: Tackles — 12, at Arizona (10/5/08); **Sacks —** 1 (2x), last vs. Houston (9/11/05); **Interceptions —** 2, vs. Tampa Bay (12/16/12); **Int. Ret for TD —** 1 (4x), last at Carolina (11/7/10); **Passes Defensed —** 6, at St. Louis (9/28/08); **Forced Fumbles —** 1 (3x), last vs. Chicago (9/18/11); **Fumble Recoveries —** 1, vs. St. Louis (12/12/10).

POSTSEASON

					TACKLES				INTERCEPTIONS					FUMBLES		
Year	Team	GP	GS	Tot	Solo	Asst	Sk	Yds	No	Yds	Lg	TD	PD	FF	FR	Yds
2009	New Orleans	3	3	19	14	5	0.0	0.0	0	0	0	0	5	0	0	0
2010	New Orleans	1	1	5	4	1	0.0	0.0	1	10	10	0	1	0	0	0
2011	New Orleans	2	2	8	6	2	0.0	0.0	2	17	17	0	5	0	0	0
NFL Totals		**6**	**6**	**32**	**24**	**8**	**0.0**	**0.0**	**3**	**27**	**17**	**0**	**11**	**0**	**0**	**0**

POSTSEASON CAREER HIGHS: Tackles — 10, vs. Minnesota (1/24/10); **Sacks —** 0; **Interceptions —** 2, vs. Detroit (1/7/12); **Passes Defensed —** 4, vs. Detroit (1/7/12); **Forced Fumbles —** 0; **Fumble Recoveries —** 0.



Ben GRUBBS

66
G

HEIGHT: **6-3** WEIGHT: **310**
COLLEGE: **AUBURN**
JOINED SAINTS: **UFA-12 (BAL)**
NFL EXPERIENCE: **7**
BORN: **3/10/84**

NFL CAREER – After joining the Saints as an unrestricted free agent in 2012, Ben Grubbs continued to man the left guard position with the consistency that he has brought to offensive lines he has played on since being picked by the Baltimore Ravens in the first round of the 2007 NFL Draft (29th overall). In his six-year NFL career, Grubbs has played in 90 games with 86 starts. The former Auburn standout has been an integral part of some of the NFL's most productive offensives, both in Baltimore and now in New Orleans. After enjoying a breakthrough campaign in 2011 where he was selected to his first career Pro Bowl, Grubbs opened every game at left guard for the Saints in 2012, the NFL's second-ranked offense.

CAREER TRANSACTIONS – Signed by New Orleans to a five-year contract (UFA-Bal.), 3/15/12; Signed by Baltimore to a five-year contract, 7/26/07; Selected in the first round (29th overall) of the 2007 NFL Draft by the Baltimore Ravens.

HONORS – **2011:** Pro Bowl; **2007:** *Pro Football Weekly*/PFWA All-Rookie Team.

2012 – Started all 16 games at left guard in his first season with the Saints. A member of the line that helped the New Orleans offense rank second in the NFL in net yards per game (410.9), first in passing, and provided excellent protection for QB Drew Brees, surrendering only 26 sacks, tied for the third-lowest total in the league. **2011** – Started all 10 games he appeared in, missing six due to a toe injury…Started both postseason games at left guard…Earned his first Pro Bowl selection…Helped block for Ray Rice, who set a franchise-record with 15 total TDs and a career-high 1,364 rushing yards. **2010** – Started all 16 regular season games at left guard…Opened both postseason games…Selected as a Pro Bowl alternate for the second consecutive year…Helped protect Joe Flacco, allowing him to set then-career-highs in passing yards, touchdowns and rating. **2009** – Started all 16 regular season games and two postseason contests at left guard…Selected as a Pro Bowl alternate…Helped the Ravens set a franchise record for TDs scored in a season and post the second-highest yardage total in franchise history. **2008** – Started all 16 regular season games and three postseason contests at left guard…Part of a line that allowed the second-fewest sacks in club history…Helped pave the way for then-franchise record 20 rushing TDs. **2007** – Played in all 16 games with 12 starts at right guard as a rookie…Named *Pro Football Weekly*/ PFWA All-Rookie…One of three Ravens rookies to start on the offensive line that season…Started his first career contest at San Francisco, Oct. 7.

COLLEGE –Made 50 appearances, starting the final 38 games of his college career at Auburn from 2003-06…Named a first-team All-American and All-SEC selection by *The NFL Draft Report* as a senior…Named a first-team All-American by Rivals.com…Consensus first-team All-SEC preseason pick as a senior…Named a first-team All-SEC selection by *The Sports XChange* and *The NFL Draft Report* as a junior…An All-American selection by *The Sports Page* as a sophomore…Penalized only four times in 2,331 career plays…After being initially recruited as a defensive lineman, switched over to tight end before making an impact on the line…Graduated with bachelor's degree in public administration and a business minor.

PERSONAL – Attended Elmore County (Eclectic, Ala.) HS…Played on the OL and at FB and LB as a four-year letterman…Named one of state's top ten prospects by *SuperPrep*…Was a Class 4A All-State selection by the *Alabama Sports Writers Association* in addition to All-County and All-Metro honors…Also was a four-year letterman on the basketball team…Formed the Ben Grubbs Foundation in 2009 to assist youth in the communities of Baltimore, Eclectic and New Orleans, hosting a charity softball tournament at Zephyr Field in 2013.

BEN GRUBBS

Games Played/Started: Baltimore — (2007, 16/12); (2008, 16/16); (2009, 16/16); (2010, 16/16); 2011, 10/10) **New Orleans —** (2012, 16/16) **Totals: 90/86; Saints Totals: 16/16**

POSTSEASON
Games Played/Started: Baltimore — (2008, 3/3); (2009, 2/2); (2010, 2/2); (2011, 2/2) **Totals: 9/9**



Roman HARPER

41
S

HEIGHT: **6-1** WEIGHT: **200**
COLLEGE: **ALABAMA**
JOINED SAINTS: **D2-06**
NFL EXPERIENCE: **8**
BORN: **12/11/82**

NFL CAREER – Harper has continued to be one of the Saints' most consistent and dependable defensive performers, as one of the NFL's most physical strong safeties. He's the only safety in franchise history to have been selected to two Pro Bowls. Since being selected in the second round out of the University of Alabama by New Orleans in the 2006 NFL Draft, he's started all 99 games he's appeared in at strong safety and totaled 701 tackles (496 solo), six interceptions, 17 sacks, 52 passes defensed, 13 forced fumbles, and two fumble recoveries. Harper finished second on the squad in 2012 with 124 stops (91 solo) while also adding nine passes defensed, two interceptions and a forced fumble.

CAREER TRANSACTIONS – Agreed to terms, 7/29/11; Re-signed to a one-year contract (RFA), 6/15/10; Placed on Injured Reserve, 10/10/06; Agreed to terms on a four-year contract, 7/25/06; Selected in the second round (43rd overall) of the 2006 NFL Draft.

HONORS – **2011:** NFC Defensive Player of the Week (Weeks 2 and 10). **2010:** Pro Bowl. **2009:** Pro Bowl. **2007:** Ed Block Courage Award (Saints recipient).

2012 – Voted by teammates as one of six season-long team captains. Started all 16 games at strong safety and posted a career-high 124 tackles (91 solo), ranked second on the team, and also added nine passes defensed, two interceptions and one forced fumble. Had six or more tackles in nine contests…Recorded 12 tackles (10 solo) and two passes defensed vs. Kansas City, Sept. 23…Registered 11 stops (seven solo), two passes defensed and one interception returned for 41 yards vs. San Diego, Oct. 7…Totaled a season-high and team-best 13 tackles (nine solo), one pass defense and one interception at Oakland, Nov. 18…Tied a season-high with 13 stops (11 solo) vs. Tampa Bay, Dec. 16…Recorded a team-leading six solo tackles, one pass defense and one forced fumble vs. Carolina, Dec. 30.

2011 – Started all 16 regular season games and both postseason contests at strong safety and registered 116 tackles (77 solo), a career-high 7.5 sacks, nine passes defensed, one forced fumble, and one fumble recovery. Had five games with double-digit tackle totals…Takedown total ranked second for a safety in NFL record books since sacks became an official statistic in 1982…In NFL season opener at Green Bay, Sept. 8, recorded 10 tackles (seven solo) and split a sack with teammate Junior Galette…Registered two sacks, six tackles (four solo), and one pass defensed vs. Chicago, Sept. 18. Named NFC Defensive Player of the

2012 GAME BY GAME

				DEFENSE										
Date	Opp.	GP	ST	SOLO	AST	TOT	SACK	YDS	INT	YDS	PD	FF	FR
9/9	WAS	X	X	6	2	8	0	0	0	0	0	0	0
9/16	@CAR	X	X	2	3	5	0	0	0	0	0	0	0
9/23	KC	X	X	10	2	12	0	0	0	0	2	0	0
9/30	@GB	X	X	7	1	8	0	0	0	0	0	0	0
10/7	SD	X	X	7	4	11	0	0	1	41	2	0	0
10/21	@TB	X	X	4	1	5	0	0	0	0	0	0	0
10/28	@DEN	X	X	7	2	9	0	0	0	0	1	0	0
11/5	PHI	X	X	3	3	6	0	0	0	0	0	0	0
11/11	ATL	X	X	6	2	8	0	0	0	0	2	0	0
11/18	@OAK	X	X	9	4	13	0	0	1	0	1	0	0
11/25	SF	X	X	2	5	7	0	0	0	0	0	0	0
11/29	@ATL	X	X	4	0	4	0	0	0	0	0	0	0
12/9	@NYG	X	X	5	2	7	0	0	0	0	0	0	0
12/16	TB	X	X	11	2	13	0	0	0	0	0	0	0
12/23	@DAL	X	X	2	0	2	0	0	0	0	0	0	0
12/30	CAR	X	X	6	0	6	0	0	0	0	1	1	0
2012 Season		16	16	91	33	124	0	0	2	41	9	1	0

Week for the first time…Finished with eight tackles (seven solo) and added one pass defensed vs. Houston, Sept. 25…Had 10 tackles (six solo), one pass defensed and one sack at Jacksonville, Oct. 2…Made six solo tackles and one sack at St. Louis, Oct. 30…Tied for the team-high with 10 tackles (seven solo), one sack and one forced fumble vs. Tampa Bay, Nov. 6…Set a career-high with 16 tackles (11 solo) in addition to an eight-yard sack and one pass defensed at Atlanta, Nov. 13. Named NFC Defensive Player of the Week for second time…Registered four tackles (three solo) and one fumble recovery vs. N.Y. Giants, Nov. 28…Finished with 10 tackles (two solo) and two passes defensed vs. Detroit, Dec. 4…Made five tackles (four solo) and a sack at Minnesota, Dec. 18…Contributed five tackles (four solo) and two passes defensed in vs. Carolina, 1/1/12…Registered seven tackles (five solo) and tied postseason career-high with two passes defensed in NFC Wild Card Playoff game vs. Detroit, 1/7/12…Recorded two solo tackles, a pass defense, a forced fumble, and 1.5 sacks, the first takedowns of his postseason career, in NFC Divisional Playoff game at San Francisco, 1/14/12. **2010** – Started 15 regular season games and one playoff contest at strong safety. Recorded 100 tackles (82 solo), three sacks, one interception, 10 passes defensed, five forced fumbles and one fumble recovery. Set career-highs in passes defensed and forced fumbles. Tied for fifth in NFL in forced fumbles, while quarterback takedown total was tied for fourth among safeties…Became first Saints safety selected to two Pro Bowls…In opener vs. Minnesota, Sept. 9, made six tackles (five solo) with a pass defensed and forced a hurried throw by QB Brett Favre that was intercepted by LB Jonathan Vilma…At San Francisco, Sept. 20, finished with six

tackles (five solo), an interception and a forced fumble…After missing Oct. 3 contest vs. Carolina with hamstring injury, returned to lineup at Arizona, Oct. 10, and had seven solo tackles, a forced fumble and a pass defensed…Recorded seven solo stops and forced a fumble for second straight week at Tampa Bay, Oct. 17… At Carolina, Nov. 7, led team with 10 tackles (nine solo), three passes defensed, a sack and three special teams tackles…Third quarter strip and recovery of fumble by Seahawks RB Marshawn Lynch stopped potential scoring drive vs. Seattle, Nov. 21…Ended Bengals' hopes at Cincinnati, Dec. 5, with a sack of QB Carson Palmer on last play to go along with eight tackles (six solo)…Posted 10 tackles (eight solo), one pass defensed, one forced fumble and a sack at St. Louis, Dec. 12. First quarter strip of Rams RB Steven Jackson was recovered by CB Jabari Greer. Third quarter sack of Rams QB Sam Bradford forced St. Louis to punt…In NFC Wild Card Playoff game at Seattle, 1/8/11, made seven tackles (four solo).

WORTH NOTING

Since Roman Harper was picked by the Saints in the second round of the 2006 NFL Draft, no Saint has matched his 701 tackles over this period.

MOST TACKLES BY A SAINT SINCE 2006

	Player	No.
1.	**Roman Harper, 2006-**	**701**
2.	Scott Shanle, 2006-12	673
3.	Jonathan Vilma, 2008-	528

2009 – Opened all 16 regular season games at strong safety, and two of three postseason contests. Finished second on team with a career-high 127 tackles (87 solo), 1.5 sacks, seven passes defensed, two forced fumbles and five special teams stops…In Super Bowl XLIV vs. Indianapolis, started and had eight stops and broke up two passes…With the Saints opening with three cornerbacks vs. Minnesota in the NFC Championship, didn't start a game for the first time in his NFL career. Contributed with five tackles and one forced fumble…Led the team with 10 tackles, including one for a loss in season opener vs. Detroit, Sept. 13…Had eight stops (six solo), including dropping Eagles QB Kevin Kolb for a six-yard loss, at Philadelphia, Sept. 20…Turned in a big performance vs. N.Y. Giants, Oct. 18, with eight tackles, one sack and one forced fumble that set up a touchdown. Also hit QB Eli Manning, affecting a pass that was intercepted by Greer…At Miami, Oct. 25, forced a fumble that set up a touchdown, had six tackles and broke up one pass…Led Saints with 11 stops at Atlanta, Nov. 2…Bested a then career-high from the week before with 14 stops (11 solo) vs. Carolina, Nov. 8… Deflected two passes and had 12 tackles at St. Louis, Nov. 15, giving him a three-game tackle total of 37…Dec. 19 vs. Dallas, made five tackles – two behind the line of scrimmage – two passes defensed and one special teams stop.

2008 – Started all 15 games he appeared in, inactive at Washington, Sept. 14, with an injured hamstring. Finished third on team with a 106 tackles (72 solo) and added nine passes defensed and one forced fumble. Also had 12 special teams stops…Led secondary with eight stops in opener vs. Tampa Bay, Sept. 7, and added two special teams stops…Had 10 tackles (seven solo) vs. San Francisco,

Sept. 28, the first of four performances with double digit stop totals…Posted 10 solo stops and knocked away a pass at Kansas City, Nov. 16…Had two pass defenses and 10 tackles (six solo) vs. Green Bay, Nov. 24…At Tampa Bay, Nov. 30, had a career-high four special teams tackles…Deflected one pass, forced one fumble and posted three tackles at Detroit, Dec. 21…Had 10 tackles (eight solo) vs. Carolina, Dec. 28. **2007** – Rebounded from a season-ending knee injury in 2006 and started all 16 games at strong safety, posting 96 tackles (63 solo) to tie for third on team and added four sacks, three interceptions with 58 return yards and a touchdown, seven passes defensed, two forced fumbles and 10 special teams stops. Sack total led all NFL defensive backs and ranked second on the team. Harper's interception total was tied for the team-high. Had six or more tackles in 10 contests…At Seattle, Oct. 14, had eight tackles (seven solo), two sacks on blitzes and a pair of passes defensed…At Carolina, Nov. 25, posted six solo stops, his first career interception and forced a fumble to set up a TD…At Atlanta, Dec. 10, scored first career TD, returning an interception 31 yards…Tied career-high at Chicago, Dec. 30, with two sacks, adding six stops and a forced fumble. **2006** – Started all five games he appeared in at strong safety, notching 32 tackles, one sack and one forced fumble…Tackle total ranked third on team after five games…Had seven tackles and one sack for an eight-yard loss in NFL debut at Cleveland, Sept. 10… Notched four tackles, one pass defensed and one forced fumble vs. Atlanta, Sept. 25…Departed vs. Tampa Bay, Oct. 8, in fourth quarter with a season-ending knee injury that required surgery…Placed on Injured Reserve, Oct. 10.

COLLEGE – Four-year letterman at Alabama who became a contributor as a freshman and started his final three seasons for a Crimson Tide defense that was annually ranked among nation's top units…Departed ranked sixth in school history with 302 tackles (189 solo), five interceptions, five forced fumbles, four fumble recoveries and 3.5 sacks…Was a first-team All-Southeastern Conference selection as a senior when he posted 69 tackles, two forced fumbles and one interception…As a junior, he moved from strong to free safety and was voted second-team All-Conference with 77 tackles (45 solo), three interceptions, a pair of fumble recoveries, one forced fumble and one sack…Started at strong safety in 2003 and recorded a career-high 114 tackles (79 solo), an interception and a fumble recovery in the end zone for a touchdown…As a freshman in 2002, appeared in 12 games with one start…Redshirted in 2001…Graduated in December, 2005, with a bachelor's degree in management.

PERSONAL – Attended Prattville (Ala.) HS, where he played both quarterback and free safety as a senior in 2000…Finished with 58 tackles and four interceptions in limited playing time as a senior because of a broken leg…With the help of the United Way, Phoenix of New Orleans (PNOLA) and St. Bernard Project, Harper has helped spearhead an effort and partnered with several of his current and former teammates to have several homes in New Orleans built for families over the past three years through the "Hope for the Holidays" program…Through his Harper's Hope 4*1 Foundation, hosts an annual "Sainted Weekend" event in Prattville, which includes a kids fun day, youth leadership conference and charity golf tournament…Born Dec. 11, 1982 in Prattville, Ala.

ROMAN HARPER

					TACKLES				INTERCEPTIONS					FUMBLES		
Year	Team	GP	GS	Tot	Solo	Asst	Sk	Yds	No	Yds	Lg	TD	PD	FF	FR	Yds
2006	New Orleans	5	5	32	24	8	1.0	9.0	0	0	0	0	2	1	0	0
2007	New Orleans	16	16	96	63	33	4.0	36.0	3	58	31t	1	6	2	0	0
2008	New Orleans	15	15	106	72	34	0.0	0.0	0	0	0	0	9	1	0	0
2009	New Orleans	16	16	127	87	40	1.5	13.0	0	0	0	0	7	2	0	0
2010	New Orleans	15	15	100	82	18	3.0	33.0	1	6	6	0	10	5	1	0
2011	New Orleans	16	16	116	77	39	7.5	55.0	0	0	0	0	9	1	1	0
2012	New Orleans	16	16	124	91	33	0.0	0.0	2	41	41	0	9	1	0	0
NFL Totals		**99**	**99**	**701**	**496**	**205**	**17.0**	**146.0**	**6**	**105**	**41**	**1**	**52**	**13**	**2**	**0**

ADDITIONAL STATISTICS: Special Teams Tackles — (2007, 10); (2008, 12); (2009, 5); (2010, 9) **Total: 36.**

CAREER HIGHS: Tackles — 16, at Atlanta (11/13/11); **Sacks —** 2 (3x), last vs. Chicago (9/18/11); **Interceptions —** 1 (6x), last at Oakland (11/18/12); **Int. Ret for TD —** 1, at Atlanta (12/10/07); **Passes Defensed —** 3, at Carolina (11/7/10); **Forced Fumbles —** 1 (13x), last vs. Carolina (12/30/12); **Fumble Recoveries —** 1 (2x), vs. New York Giants (11/28/11); **Special Teams Tackles —** 4, at Tampa Bay (11/30/08).

POSTSEASON

					TACKLES				INTERCEPTIONS					FUMBLES		
Year	Team	GP	GS	Tot	Solo	Asst	Sk	Yds	No	Yds	Lg	TD	PD	FF	FR	Yds
2009	New Orleans	3	2	17	12	5	0.0	0.0	0	0	0	0	2	1	0	0
2010	New Orleans	1	1	7	4	3	0.0	0.0	0	0	0	0	0	0	0	0
2011	New Orleans	2	2	9	7	2	1.5	17.5	0	0	0	0	3	1	0	0
NFL Totals		**6**	**5**	**33**	**23**	**10**	**1.5**	**17.5**	**0**	**0**	**0**	**0**	**5**	**2**	**0**	**0**

ADDITIONAL POSTSEASON STATISTICS: Special Teams Tackles — (2009, 2) **Total: 2**

POSTSEASON CAREER HIGHS: Tackles — 8, vs. Indianapolis (2/7/10); **Sacks —** 1.5, at San Francisco (1/14/12); **Interceptions —** 0; **Int. Ret for TD —** 0; **Passes Defensed —** 2 (2x), last vs. Detroit (1/7/12); **Forced Fumbles —** 1 (2x), last at San Francisco (1/14/12); **Fumble Recoveries —** 0; **Special Teams Tackles —** 1 (2x), last vs. Indianapolis (2/7/10).



Bryce HARRIS

79
T

HEIGHT: **6-6** WEIGHT: **300**
COLLEGE: **FRESNO STATE**
JOINED SAINTS: **FA-12**
NFL EXPERIENCE: **2**
BORN: **1/16/89**

NFL CAREER – This talented, second year pro served as a backup tackle in his rookie season after being signed off of the practice squad of the Atlanta Falcons following week one of the regular season. The three-year starter at Fresno State appeared in two games with one start before suffering a season-ending ankle injury.

CAREER TRANSACTIONS – Placed on Injured Reserve, 11/27/12; Signed by Saints from the Atlanta practice squad, 9/10/12; Signed by Atlanta to practice squad, 9/1/12; Waived by Atlanta, 8/31/12; Originally signed by Atlanta Falcons as an undrafted free agent, 4/30/12.

2012 – After being signed to the Saints active roster following week one from the Falcons practice squad, appeared in two contests with one start…After being inactive for seven games and a DNP for one, Harris was pressed into action at right tackle for an injured Charles Brown at Oakland, Nov. 18…Started at right tackle the following week vs. San Francisco, Nov. 25, before suffering a season-ending ankle injury that forced him to be placed on Injured Reserve.

COLLEGE – Started in 39 consecutive games at Fresno State after converting to the offensive line from defensive tackle during his redshirt freshman year…Selected to the All-WAC first-team by league coaches as a senior and finished second-team as a junior…Opened holes for San Diego Chargers RB Ryan Mathews as a redshirt sophomore as Fresno ranked in the top 20 nationally in total offense and scoring…Majored in computer engineering.

PERSONAL – Prepped at Tulare Union (Tulare, Calif.) HS, where he was a team captain and a member of the East Yosemite League champions…Born January 16, 1989.

BRYCE HARRIS

Games Played/Started: New Orleans — (2012, 2/1) **Totals: 2/1**



Garrett HARTLEY

5

K

HEIGHT: **5-8** WEIGHT: **195**
COLLEGE: **OKLAHOMA**
JOINED SAINTS: **FA-08**
NFL EXPERIENCE: **6**
BORN: **5/16/86**

NFL CAREER – Signed in a shrewd 2008 midseason acquisition following an open tryout, the strong-legged Hartley has already made some of the most significant kicks in club history. He made his first 16 field goal attempts, setting what was then an NFL record for consecutive field goals to start a career. Hartley has been perfect in five postseason contests, drilling eight-of-eight field goals and 15-of-15 PATs, coming through in the clutch on repeated occasions as well as becoming the club's all-time leading scorer in the playoffs with 39 points. Overall in his five-year NFL career, the University of Oklahoma product has drilled 84.5 percent of his field goal attempts. Hartley made a successful return in 2012 after missing the prior season with a hip injury, nailing 18-of-22 field goal attempts and showing his range by making career-long kicks of 53 yards twice.

CAREER TRANSACTIONS – Placed on Injured Reserve, 9/28/11; Agreed to terms on a five-year contract, 3/3/11; Signed by Saints, 10/29/08; Waived by Denver, 7/21/08; Signed by Denver Broncos as an undrafted free agent, 4/28/08.

HONORS – **2010:** NFC Special Teams Player of the Week (Week 2).

2012 – Appeared in all 16 games for the first time in his career and converted 18-of-22 field goal attempts and all 57 PATs for a career-high and team-leading 111 points…In his first regular season action since 2010 vs. Washington, Sept. 9, made his only field goal attempt from 21 yards out and added three PATs…Made both of his field goal attempts, including hitting a career-long 53-yarder, to go with three PATs at Carolina, Sept. 16…Vs. San Diego, Oct. 7, made a 26-yard field goal, his only attempt of the game, and added four PATs…Was a perfect five-of-five on PATs at Tampa Bay, Oct. 21…Made his only field goal attempt from 31 yards out and was a perfect four-of-four on PATs vs. Atlanta, Nov. 11… Was a perfect five-of-five on PATs and made his only field goal try from 47 yards at Oakland, Nov. 18…Made field goals from 21 and 52 yards and his lone PAT at Atlanta, Nov. 29…Made both of his field goal attempts from 25 and 36 yards, while also connecting on all three PATs at N.Y. Giants, Dec. 9…Made two-of-two field goals from 25 and 36 yards while also making all five PATs vs. Tampa Bay, Dec. 16…Made two-of-three field goals, including a game-winning 20-yard kick in overtime, while also going four-of-four on PATs at Dallas, Dec. 23…Made his only field goal attempt from 53 yards to tie a career-long and went five-of-five on PATs vs. Carolina, Dec. 30. **2011** – After being inactive for the first three games with a hip injury suffered in preseason, placed on injured reserve, Sept. 28. **2010** – Played in 14 games and split the uprights on 20-of-25 field goal attempts, adding 40 PATs for a team-high total of 100 points, the first time he reached the century mark…Inactive vs. Carolina (10/3) and at Arizona (10/10)… On Monday night at San Francisco, Sept. 20, was a perfect three-of-three on FG attempts, including booting the game-winning 37-yard attempt as time expired, for 11 points, earning his first NFC Special Teams Player of the Week award… Logged eight points vs. Pittsburgh, Oct. 31, booting two-of-two field goal attempts and two PATs…Converted two-of-two field goal attempts and four PATs at Carolina, Nov. 7…In his first trip to his hometown as a professional, made all three field goal attempts, including a 50-yarder, along with three PATs for a season-high 12 points at Dallas, Nov. 25, starting a stretch where he made his final ten FG attempts of regular season…Hit from 48 and 24 yards and on all four PATs at Cincinnati, Dec. 5…Made a 40-yard field goal attempt and four PATs vs. St. Louis, Dec. 12…Kicked three extra points and a 47-yard field goal attempt at Baltimore, Dec. 19…Set a then-career-long with a 52-yard field goal and added two PATs on Monday night at Atlanta, Dec. 27…Converted 45 and 38-yard field goal attempts and was good on only PAT try vs. Tampa Bay, 1/2/11…In NFC Wild Card Playoff at Seattle, kicked three field goals (26, 22 and 21 yards) and all three PATs for a postseason career-best 12 points. **2009** – Took over kicking duties for last five regular season games, going 9-11 on field goals and making 10-11 PATs for 37 points. In the postseason, was perfect as he made five-of-five field goal attempts and 12-12 PATs…Making 2009 debut at Washington, Dec. 6, kicked career-best four field goals-including the 18-yard game-winner in overtime-in five attempts, his only miss coming on a 58-yard attempt at the end of regulation that fell just short. Carrying over from his rookie campaign, made his first 16 field goals, breaking what was then the NFL record for consecutive field goals to start a career…Fourth quarter 38-yard FG, in addition to an earlier 33-yarder, gave the Saints a 26-23 lead they would keep at Atlanta, Dec. 13…In NFC Divisional Playoff vs. Arizona, converted all six PATs and was successful on his lone FG try,

a 43-yarder…After converting four PATs in regulation, made the biggest kick of his career in overtime when he split the uprights on a 40-yard FG to provide the winning margin in a 31-28 win to send Saints to the Super Bowl for the first time in NFC Championship vs. Minnesota…In Super Bowl XLIV, became first player in Super Bowl history to kick three FGs of 40-or-more yards, when he connected from 46, 44 and 47 yards, in addition to two PATs. **2008** – Signed by Saints, Oct. 29 and had the finest season for field goal percentage by a rookie kicker in club history. Made all 13 of his field goal attempts and all 28 of his PATs. Field goal total and 67 points are the second-highest total for a Saints rookie kicker, both records held by Charlie Durkee in 1967 with 14 and 69 points…In NFL debut at Atlanta, Nov. 9, converted both PATs and 24 and 44-yard field goals… Connected on all six PATs and converted a 30-yard field goal attempt vs. Green Bay, Nov. 24…Kicking in adverse weather conditions at Tampa Bay, Nov. 30, drilled two 40-plus yard field goals, including then-career-long 47-yarder.

COLLEGE – Played 43 career games (2004-07) at Oklahoma and was a second-team All-Big 12 selection his final two years…Closed career third in OU history in field goals made (47) and sixth in points scored…Finished college career with an .866 field goal percentage (47-of-58), including converting 13-of-15 as a senior…Made a career-long 53-yard field goal vs. Utah State as senior… Named a finalist for Lou Groza Award as junior, setting a school-record with a .950 field goal percentage (19-of-20) to pick up second-team All-Big 12 honors… Had 33 touchbacks as a sophomore…Communications major.

PERSONAL – Born May 16, 1986 in Keller, Texas…Prepped at Southlake Carroll (Southlake, Texas) HS where he was a teammate of LS Justin Drescher and former Saints QB Chase Daniel…Made 17-of-20 field attempts as a senior in 2003, earning All-State honors from the *Dallas Morning News*…Participated in Rebuilding Together's "Kickoff to Rebuild" event prior to Super Bowl XLVII in Algiers, where he rebuilt a backyard fence, contributed to painting several houses and served as a celebrity judge for a barbeque competition following the event.

GARRETT HARTLEY

SCORING

Year	Team	GP	FG	FGA	Pct	Lg	Blk	XP	XPA	Pct	Blk	Points
2008	New Orleans	8	13	13	100.0	47	0	28	28	100.0	0	67
2009	New Orleans	5	9	11	81.8	38	0	10	11	90.9	0	37
2010	New Orleans	14	20	25	80.0	52	0	40	40	100.0	0	100
2011	New Orleans	0	0	0	0.0	--	0	0	0	0.0	0	0
2012	New Orleans	16	18	22	81.8	53	0	57	57	100.0	0	111
NFL Totals		**43**	**60**	**71**	**84.5**	**53**	**0**	**135**	**136**	**99.3**	**0**	**315**

FIELD GOALS

Year	Team	1-19	Pct	20-29	Pct	30-39	Pct	40-49	Pct	50+	Pct
2008	New Orleans	0/0	0.0	5/5	100.0	4/4	100.0	4/4	100.0	0/0	0.0
2009	New Orleans	1/1	100.0	3/3	100.0	5/6	83.3	0/0	0.0	0/1	0.0
2010	New Orleans	1/1	100.0	4/6	66.7	7/9	77.8	6/7	85.7	2/2	100.0
2011	New Orleans	0/0	0.0	0/0	0.0	0/0	0.0	0/0	0.0	0/0	0.0
2012	New Orleans	0/0	0.0	9/9	100.0	4/6	66.7	2/3	66.7	3/4	75.0
NFL Totals		**2/2**	**100.0**	**21/23**	**91.3**	**20/25**	**80.0**	**12/14**	**85.7**	**5/7**	**71.4**

GARRETT HARTLEY

ADDITIONAL STATISTICS: Special Teams Tackles — (2008, 1) **Total: 1.**

CAREER HIGHS: Field Goals Made — 4, at Washington (12/6/09); **Field Goal Attempts —** 5, at Washington (12/6/09); **Longest Field Goal —** 53 (2x), last vs. Carolina (12/30/12); **Longest Field Goal Attempt —** 58, at Washington (12/6/09); **PAT Made —** 6 (2x), last at Detroit (12/21/08); **PAT Attempted —** 6 (2x), last at Detroit (12/21/08); **Points —** 15, at Washington (12/6/09); **Consecutive FG Made —** 16, (11/9/08-12/6/09); **Kickoff Touchbacks —** 4, at Detroit (12/21/08); **Special Teams Tackles —** 1, at Atlanta (11/9/08).

POSTSEASON

SCORING

Year	Team	GP	FG	FGA	Pct	Lg	Blk	XP	XPA	Pct	Blk	Points
2009	New Orleans	3	5	5	100.0	47	0	12	12	100.0	0	27
2010	New Orleans	1	3	3	100.0	26	0	3	3	100.0	0	12
NFL Totals		**4**	**8**	**8**	**100.0**	**47**	**0**	**15**	**15**	**100.0**	**0**	**39**

FIELD GOALS

Year	Team	1-19	Pct	20-29	Pct	30-39	Pct	40-49	Pct	50+	Pct
2009	New Orleans	0/0	0.0	0/0	0.0	0/0	0.0	5/5	100.0	0/0	0.0
2010	New Orleans	0/0	0.0	3/3	100.0	0/0	0.0	0/0	0.0	0/0	0.0
NFL Totals		**0/0**	**0.0**	**3/3**	**100.0**	**0/0**	**0.0**	**5/5**	**100.0**	**0/0**	**0.0**

POSTSESON CAREER HIGHS: Field Goals Made — 3 (2x), last at Seattle (1/8/11); **Field Goal Attempts —** 3 (2x), last at Seattle (1/8/11); **Longest Field Goal —** 47, vs. Indianapolis (2/7/10); **Longest Field Goal Attempt —** 47, vs. Indianapolis (2/7/10); **PAT Made —** 6, vs. Arizona (1/16/10); **PAT Attempted —** 6, vs. Arizona (1/16/10); **Points —** 12, at Seattle (1/8/11); **Consecutive Field Goals Made —** 8, (1/16/10-current); **Kickoff Touchbacks —** 0; **Special Teams Tackles —** 0.



David HAWTHORNE

57
LB

HEIGHT: 6-0 WEIGHT: 246
COLLEGE: TEXAS CHRISTIAN
JOINED SAINTS: UFA-12 (SEA)
NFL EXPERIENCE: 6
BORN: 5/14/85

NFL CAREER – Hawthorne appeared in 11 games with 10 starts at multiple linebacker positions in his first season in New Orleans, recording 43 tackles (20 solo) despite missing five contests due to an injured hamstring. The former Texas Christian standout came to New Orleans following a breakout 2011 campaign with the Seattle Seahawks where he was originally signed as an undrafted free agent in 2008. Overall, Hawthorne has played in 72 games with 51 starts and has totaled 379 tackles (260 solo), six sacks, seven interceptions with one returned for a touchdown, 15 passes defensed, four forced fumbles, three fumble recoveries and 15 special teams tackles. He looks to return healthy to the Saints linebacker unit and contribute in the club's new 3-4 defensive alignment in 2013.

CAREER TRANSACTIONS – Agreed to terms on a five-year contract with New Orleans (UFA-SEA), 4/3/12; Signed to a one-year contract extension by Seattle, 12/1/10; Re-signed by Seattle to a one-year contract (ERFA), 5/15/10; Signed by the Seattle Seahawks as an undrafted free agent, 4/27/08.

HONORS – **2011:** NFC Defensive Player of the Week (Week 13).

2012 – Played in 11 games with 10 starts at both the weakside and strongside linebacker positions for Saints, recording 43 tackles (20 solo) despite missing five contests due to a hamstring injury (weeks 4-9)…Registered season-high seven tackles (three solo) in season opener vs. Washington, Sept. 9…Returned from injury to start first game of season at strongside linebacker and tallied five stops (two solo) vs. Atlanta, Nov. 11…Contributed six tackles (three solo) at Oakland, Nov. 18…Earned six tackles (one solo) vs. San Francisco, Nov. 25…Recorded five stops (season-high four solo) at N.Y. Giants, Dec. 9. **2011** – Played in 15 games with 14 starts at middle linebacker in last season in Seattle. Led Seahawks with 115 tackles (73 solo), two sacks, three interceptions with one returned for a touchdown, six passes defensed and a fumble recovery. Became fifth Seahawk to total at least 100 tackles in three straight seasons…Inactive at San Francisco, Sept. 11 (knee)…Registered nine tackles (six solo) vs. Arizona, Sept. 25…Led the Seahawks defense with 10 tackles (three solo) vs. Atlanta, Oct. 2…Tallied 11 tackles, a sack, an interception and a pass defensed at Cleveland, Oct. 23…Totaled eight tackles (six solo) at Dallas, Nov. 6…Made seven tackles (five solo) and returned an interception 34 yards to the Ravens' eight-yard line vs. Baltimore, Nov. 13…Registered four tackles (three solo) and recovered a fumble at St. Louis, Nov. 20…Tied for the team-lead with six tackles (three solo) and returned an interception 77 yards for first-career touchdown vs. Philadelphia, Dec. 1, as he was named NFC Defensive Player of the Week…Led the defense with 10 tackles (five solo) vs. St. Louis, Dec. 12…Posted seven tackles (six solo) at Chicago, Dec. 18…Recorded seven tackles (three solo) and a pass defensed vs. San Francisco, Dec. 24…Had season-high 13 tackles (nine solo) and a sack in the season finale at Arizona, 1/1/12. **2010** – Started all 16 contests and both postseason games. Finished with team-best 105 tackles (74 solo), one interception, four passes defensed, two forced fumbles, a fumble recovery and two special teams stops. Had 18 tackles (14 solo), a pass defensed and a fumble recovery in playoffs, leading Seattle to NFC Divisional Playoff round…Made nine tackles (six solo) and forced Mike Tolbert to fumble vs. San Diego, Sept. 26…Posted five tackles (four solo) vs. Arizona, Oct. 24…Recorded four tackles (two solo) and one special teams stop at Oakland, Oct. 31…Registered 12 tackles (nine solo) and one fumble recovery vs. N.Y. Giants, Nov. 7…Posted 12 tackles (10 solo), an interception of Drew Brees and one pass defense at New Orleans, Nov. 21…Registered 12 tackles (seven solo) vs. Kansas City, Nov. 28…Totaled a season-high 14 tackles (11 solo) vs. Carolina, Dec. 5…Had six tackles (five solo) and forced a fumble vs. Atlanta, Dec. 19…Tallied eight tackles (five solo) and a special teams stop at Tampa Bay, Dec. 26…Recorded nine tackles (six solo), a recovery of a fumble by Julius Jones and one pass defensed in NFC Wild Card Playoff vs. New Orleans, 1/8/11…Posted nine tackles (eight solo) in NFC Divisional Playoff game at Chicago, 1/16/11. **2009** – Started 11 of the 16 games he played in. Finished with a career-high 116 tackles (93 solo), four sacks, three interceptions, five passes defensed, two forced fumbles and a fumble recovery…Took over starting duties in middle in week six for injured Lofa Tatupu…Made first career start and had career-high 16 tackles (15 solo) with an interception and a pass defensed vs.

Chicago, Sept. 27. Tackle total tied for third-highest in club history…Made five solo tackles, a sack and a forced fumble vs. Arizona, Oct. 18…Posted career-high two sacks in addition to eight tackles (five solo) and a forced fumble at Dallas, Nov. 1…Recorded 11 tackles (10 solo) at Arizona, Nov. 15…Registered 15 tackles (11 solo) at Minnesota, Nov. 22…Tallied seven tackles and a third down sack of Kyle Boller to force a punt at St. Louis, Nov. 29…Posted 10 tackles (six solo) and a fumble recovery at Houston, Dec. 13…Totaled 10 tackles (six solo) vs. Tampa Bay, Dec. 2. **2008** – Appeared in 14 contests as rookie on special teams. Totaled 12 special teams tackles…Posted two special teams stops at N.Y. Giants, Oct. 5…Tallied two special teams tackles at Arizona, Dec. 28.

COLLEGE – Started 38 games, including all but three contests over his last three seasons, and posted 186 career tackles…Played as a graduate student in 2007 and finished second on team with 84 tackles along with five sacks…Had a total of 43 tackles in 2006…Received a bachelor's degree in communications and a master's degree in liberal arts.

PERSONAL – Attended Corsicana (Texas) HS, where as a senior, he recorded 142 tackles, two forced fumbles, two fumble recoveries, two interceptions and scored three defensive touchdowns…Three-year football letterman and two-year basketball letterman…Earned high school's Head Hunter award on the gridiron and named Mr. Defense in basketball…Born May 14, 1985 in Corsicana, Texas.

DAVID HAWTHORNE

					TACKLES				INTERCEPTIONS					FUMBLES		
Year	Team	GP	GS	Tot	Solo	Asst	Sk	Yds	No	Yds	Lg	TD	PD	FF	FR	Yds
2008	Seattle	14	0	0	0	0	0.0	0.0	0	0	0	0	0	0	0	0
2009	Seattle	16	11	116	93	23	4.0	22.0	3	9	5	0	5	2	1	36
2010	Seattle	16	16	105	74	31	0.0	0.0	1	5	5	0	4	2	1	0
2011	Seattle	15	14	115	73	42	2.0	8.0	3	111	77t	1	6	0	1	9
2012	New Orleans	11	10	43	20	23	0.0	0.0	0	0	0	0	0	0	0	0
NFL Totals		**72**	**51**	**379**	**260**	**119**	**6.0**	**30.0**	**7**	**125**	**77t**	**1**	**15**	**4**	**3**	**45**
Saints Totals		**11**	**10**	**43**	**20**	**23**	**0.0**	**0.0**	**0**	**0**	**0**	**0**	**0**	**0**	**0**	**0**

ADDITIONAL STATISTICS: Special Teams Tackles — (2008, 12); (2009, 1); (2010, 2) **Total: 15**

CAREER HIGHS: Tackles — 16, vs. Chicago (9/27/09); **Sacks —** 2, at Dallas (11/1/09); **Interceptions —** 2, vs. Detroit (11/8/09); **Passes Defensed —** 3, vs. Detroit (11/8/09); **Forced Fumbles —** 1 (4x), last vs. Atlanta (12/19/10); **Fumble Recoveries —** 1 (3x), last at St. Louis (11/20/11).

POSTSEASON

					TACKLES				INTERCEPTIONS					FUMBLES		
Year	Team	GP	GS	Tot	Solo	Asst	Sk	Yds	No	Yds	Lg	TD	PD	FF	FR	Yds
2010	Seattle	2	2	18	14	4	0.0	0.0	0	0	0	0	1	0	1	0
NFL Totals		**2**	**2**	**18**	**14**	**4**	**0.0**	**0.0**	**0**	**0**	**0**	**0**	**1**	**0**	**1**	**0**

POSTSEASON CAREER HIGHS: Tackles — 9 (2x), last at Chicago (1/16/11); **Sacks —** 0; **Interceptions —** 0; **Passes Defensed —** 1, vs. New Orleans (1/8/11); **Forced Fumbles —** 0; **Fumble Recoveries —** 1, vs. New Orleans (1/8/11).



Ricky HENRY

65
G

HEIGHT: 6-4 WEIGHT: 310
COLLEGE: NEBRASKA
JOINED SAINTS: FA-12
NFL EXPERIENCE: 3
BORN: 7/27/87

NFL CAREER – Henry is an offensive lineman who joined the New Orleans practice squad at the start of the regular season and was elevated to the active roster for the final three weeks, where he appeared in one game. He originally entered the NFL as an undrafted rookie with the Bears and has played in two regular season contests.

CAREER TRANSACTIONS – Signed by New Orleans to active roster from practice squad, 12/15/12; Signed by New Orleans to practice squad, 9/2/12; Waived by Chicago Bears, 8/31/12; Activated by Chicago from practice squad to active roster, 11/17/12; Signed to Bears practice squad, 9/4/11; Waived by Chicago, 9/3/11; Signed by Chicago as an undrafted free agent, 7/26/11.

2012 – Saw action in one contest vs. Tampa Bay, Dec. 16, after being activated from practice squad. Inactive weeks 16-17. **2011** – Spent the first 10 weeks of his rookie season on the Bears practice squad after joining club as undrafted free agent at the start of training camp…Elevated to 53-man roster in Week 11 and appeared in one contest…Made NFL debut at Green Bay, Dec. 25…Inactive Weeks 11-14, DNP Weeks 15 and 17.

COLLEGE – Played at Nebraska from 2008-10…Started all 28 games he played for the Cornhuskers and was the only offensive lineman at Nebraska to start every game over those final two seasons (2009-10)…Blocked for a 1,000 yard rusher in both of his seasons in Lincoln…First-team All-Big 12 choice by the league's coaches and *Associated Press* as a senior…Started all 14 games at right guard as the Cornhuskers eclipsed 200 yards rushing in 10 games…As junior, started every contest at right guard…Cornhuskers ranked in top 40 nationally in fewest sacks allowed…Sat out 2008 season as redshirt…Spent two seasons (2006-07) at North Dakota State College of Science where he started every game at right guard…Named all-region as a sophomore.

PERSONAL – Attended Omaha Burke (Omaha, Neb.) HS, where he earned two first-team Class A all-state honors.

RICKY HENRY

Games Played/Started: Chicago — (2011, 1/0) **New Orleans —** (2012, 1/0) **Totals: 2/0**



Will HERRING

54
LB

HEIGHT: 6-3 WEIGHT: 241
COLLEGE: AUBURN
JOINED SAINTS: UFA-11 (SEA)
NFL EXPERIENCE: 7
BORN: 8/28/83

NFL CAREER – Herring came to New Orleans in 2011 after spending his first four NFL seasons with the Seattle Seahawks, who originally picked him in the fifth round of the 2007 NFL Draft. In 81 appearances with 11 starts with action at both outside linebacker positions, he's posted career totals of 92 tackles (69 solo), one sack, two interceptions, four passes defensed, and two forced fumbles. The former Auburn standout has also been a stalwart on special teams units with 54 stops. In 2012, Herring appeared in all 16 games with one start and posted seven tackles (four solo) while tying for second on the team with 14 special teams stops.

CAREER TRANSACTIONS – Agreed to terms on a one-year contract, 3/21/13; Contract terminated, 3/12/13; Placed on Injured Reserve, 1/4/12; Agreed to terms with New Orleans (UFA-SEA), 7/29/11; Signed by Seattle to a four-year contract, 7/3/07; Chosen by Seattle Seahawks in the fifth round (161st overall) of the 2007 NFL Draft.

2012 – Appeared in all 16 contests for the second time in his career, with one start, finishing with seven tackles (four solo), while tying for second on the team with a career-high 14 special teams stops…Saw action on defense and on special teams in opener vs. Washington, Sept. 9 and had four tackles (two solo) and one special teams stop…Led special teams units with three stops vs. Kansas City, Sept. 23…Started at weakside linebacker at Green Bay, Sept. 30, and made one solo stop…Posted a team-high three special teams stops vs. Tampa Bay, Dec. 16. **2011** – Played in games 1-3 and 9-16, was inactive for five contests with a hamstring injury and was placed on Injured Reserve, 1/4/12, with a knee injury. Had 10 tackles (five solo), one interception, one pass defensed and seven special teams stops…In his Black and Gold debut, started at strongside linebacker in NFL season opener at Green Bay, Sept. 8, and had three tackles (two solo)…Intercepted an Eli Manning pass in the end zone in first quarter and added a special teams tackle vs. N.Y. Giants, Nov. 28…Led the special teams unit with three tackles vs. Detroit, Dec. 4…Started and recorded three tackles (two solo) vs. Atlanta, Dec. 26. **2010** – Played in 15 regular season games and two postseason contests in his final season in Seattle…Inactive against Tampa Bay, Dec. 26 (hamstring)…Finished the season with 26 tackles (22 solo), one sack, one interception, two passes defensed, one forced fumble and 10 special teams stops…Replaced starter Aaron Curry (hamstring) in the second quarter and recorded three solo tackles vs. San Diego, Sept. 26…Registered two solo tackles and one sack for a loss of 12 yards at St. Louis, Oct. 3…Forced a fumble vs. Atlanta,

Dec. 19…Gained five tackles (three solo), one pass defensed, and his first career interception, when he picked off quarterback Sam Bradford, after returning from a hamstring injury at home against St. Louis, 1/2/11 in contest that captured NFC West for the Seahawks and propelled them into the playoffs…Had four tackles (three solo) and one pass defense in extensive action at linebacker in the 41-36 NFC Wild Card Playoff game victory over the Saints…Recorded two solo tackles and one forced fumble at Chicago in NFC Divisional Playoff game, seeing action at linebacker. **2009** – Played in all 16 games with seven starts at linebacker for Seattle…Replaced both Curry (shoulder) and Leroy Hill (groin) in his starts…Posted 38 tackles (30 solo), one pass defensed, one forced fumble and eight special teams stops…Recorded a career-high eight tackles (five solo) at Green Bay, Dec. 27…Registered seven tackles (six solo) and his first career forced fumble against Tennessee, 1/3/10. **2008** – Appeared in 11 games, starting one at linebacker in his second season for the Seahawks and recorded 11 tackles (eight solo) with two special teams stops…Registered five tackles (four solo) against the N.Y. Jets, Dec. 21…Gained six tackles (four solo) at Arizona, Dec. 28. **2007** – Played in 12 games as a rookie and recorded 13 special teams tackles…Played in two postseason games, recording two special teams tackles…Recorded three special teams tackles against Cincinnati, Sep. 23.

COLLEGE – Played in 52 games at Auburn…Recorded 237 tackles, seven interceptions, two sacks, four fumble recoveries and one forced fumble…Redshirted his freshman year in 2002…Named SEC coaches and *Associated Press* All-Southeastern Conference Second-Team in 2005…Named first-team Freshman All-SEC by *The Sporting News* and conference coaches in 2003…Received Eddie Welch Attitude and Effort Award after moving from free safety to linebacker in 2006…Among inaugural class of 345 inductees into National Football Foundation's National Honor Society…Majored in exercise science.

PERSONAL – Attended Opelika (Ala.) HS, where he was a three-year starter at quarterback and led team to a 30-6 record…Recorded 2,638 yards passing with 22 touchdown passes…Gained 1,632 yards rushing with 27 touchdowns…Two time school offensive Most Valuable Player…Also played baseball…Has owned and operated Herring 24-Hour Fitness Gym in Auburn, Ala. since 2011…Leading up to Super Bowl XLVII week, assisted "Super Baskets of Hope" group, where he, Chris Chamberlain and 100 volunteers assembled gift baskets to be delivered to patients at local hospitals…Participated with other current and former Saints in the Black and Gold Classic, a fishing rodeo to raise funds for the Green Beret and Navy Seal Foundations…Born August 28, 1983.

WILL HERRING

					TACKLES				INTERCEPTIONS					FUMBLES		
Year	Team	GP	GS	Tot	Solo	Asst	Sk	Yds	No	Yds	Lg	TD	PD	FF	FR	Yds
2007	Seattle	12	0	0	0	0	0.0	0.0	0	0	0	0	0	0	0	0
2008	Seattle	11	1	11	8	3	0.0	0.0	0	0	0	0	0	0	0	0
2009	Seattle	16	7	38	30	8	0.0	0.0	0	0	0	0	1	1	0	0
2010	Seattle	15	0	26	22	4	1.0	12.0	1	0	0	0	2	1	0	0
2011	New Orleans	11	2	10	5	5	0.0	0.0	1	0	0	0	1	0	0	0
2012	New Orleans	16	1	7	4	3	0.0	0.0	0	0	0	0	0	0	0	0
NFL Totals		**81**	**11**	**92**	**69**	**23**	**1.0**	**12.0**	**2**	**0**	**0**	**0**	**4**	**2**	**0**	**0**
Saints Totals		**27**	**3**	**17**	**9**	**8**	**0.0**	**0.0**	**1**	**0**	**0**	**0**	**1**	**0**	**0**	**0**

ADDITIONAL STATISTICS: Special Teams Tackles — (2007, 13); (2008, 2); (2009, 8); (2010, 10); (2011, 7); (2012, 14) **Total: 54**

CAREER HIGHS: Tackles — 8, at Green Bay (12/27/09); **Sacks —** 1, vs. St. Louis (10/3/10); **Interceptions —** 1 (2x), last vs. N.Y. Giants (11/28/11); **Passes Defensed —** 1 (4x), last vs. N.Y. Giants (11/28/11); **Forced Fumbles —** 1 (2x), last vs. Atlanta (12/19/10) ; **Fumble Recoveries —** 0.

POSTSEASON

					TACKLES				INTERCEPTIONS					FUMBLES		
Year	Team	GP	GS	Tot	Solo	Asst	Sk	Yds	No	Yds	Lg	TD	PD	FF	FR	Yds
2007	Seattle	2	0	0	0	0	0.0	0.0	0	0	0	0	0	0	0	0
2010	Seattle	2	0	6	5	1	0.0	0.0	0	0	0	0	1	1	0	0
NFL Totals		**4**	**0**	**6**	**5**	**1**	**0.0**	**0.0**	**0**	**0**	**0**	**0**	**1**	**1**	**0**	**0**

ADDITIONAL POSTSEASON STATISTICS: Special Teams Tackles — (2007, 2) (2010, 1) **Total: 3**

POSTSEASON CAREER HIGHS: Tackles — 4, vs. New Orleans (1/8/11); **Sacks —** 0; **Interceptions —** 0; **Passes Defensed —** 1, vs. New Orleans (1/8/11); **Forced Fumbles —** 1, at Chicago, (1/16/11); **Fumble Recoveries —** 0.



Akiem HICKS

76
DT

HEIGHT: 6-5 WEIGHT: 324
COLLEGE: REGINA
JOINED SAINTS: D3-12
NFL EXPERIENCE: 2
BORN: 11/16/89

NFL CAREER – Possessing the size and strength to be able to handle double teams along the defensive front and cause disruption in the offensive backfield, the club's third round draft choice in 2012 will look to contribute to the Saints defensive line rotation and compete for playing time after an impressive rookie season where he appeared in 14 games and recorded 32 tackles, one pass defensed and one forced fumble.

CAREER TRANSACTIONS – Agreed to terms on a four-year contract, 6/28/12; Selected by the Saints in the third round (89th overall) of the 2012 NFL Draft.

2012 – Played in 14 games at defensive tackle…Recorded 32 tackles, one pass

defensed and one forced fumble…Recorded a season-high eight tackles (five solo) vs. Kansas City, Sept. 23…In most extensive action of season, recorded six tackles (four solo) and one forced fumble at Denver, Oct. 28.

COLLEGE – Started all 16 games from 2010-11 at Regina (Sask.) and totaled 76 tackles (43 solo), eight sacks for 65 yards, four forced fumbles and 13 tackles for a loss…Recorded 42 tackles (29 solo), eight stops for a loss, 6.5 sacks, two forced fumbles and three passes defensed as he earned All-Canada West Universities Athletic Association and All-Canadian InterUniversity Sport honors as a senior…Earned All-Canada West All-Star as a junior, starting all eight games and totaling 34 tackles (14 solo) with 1.5 sacks, five tackles for a loss, two forced fumbles and one pass defense…Attended LSU in 2009, but did not play…At Sacramento City College from 2007-08, where he was an All-American as a sophomore, posted career totals in 17 games of 65 tackles (32 solo)…Majored in business marketing.

PERSONAL – Attended Del Campo (Fair Oaks, Calif.) HS where he played on both the offensive and defensive lines…Earned All-Sac Joaquin section and All-Capital Football League honors as a senior and junior…As a senior, registered 52 tackles with two sacks, one forced fumble and one fumble recovery…As a junior, recorded 48 tackles with four quarterback takedowns…Participated in Rebuilding Together's "Kickoff to Rebuild" event prior to Super Bowl XLVII in Algiers, where he assisted in painting the front of several renovated and rehabilitated houses for local residents and served as a celebrity judge for a barbeque competition…Visited children patients in the pediatric unit at Ochsner Medical Center and adults receiving chemotherapy at the facility's Tom and Gayle Benson Cancer Center over the Christmas holidays…Has also been an active participant in the Saints events supporting the NFL's "Play 60" initiatives…Has stressed the importance of reading to local youth through the Rotolo's literacy program…Born Akiem Jamar Hicks on Nov. 16, 1989.

AKIEM HICKS

				TACKLES					INTERCEPTIONS					FUMBLES		
Year	Team	GP	GS	Tot	Solo	Asst	Sk	Yds	No	Yds	Lg	TD	PD	FF	FR	Yds
2011	New Orleans	14	0	32	20	12	0.0	0.0	0	0	0	0	1	1	0	0
NFL Totals		**14**	**0**	**32**	**20**	**12**	**0.0**	**0.0**	**0**	**0**	**0**	**0**	**1**	**1**	**0**	**0**

CAREER HIGHS: Tackles — 8, vs.Kansas City (9/23/12); **Sacks —** 0; **Interceptions —** 0; **Passes Defensed —** 1, at Atlanta (11/29/12); **Forced Fumbles —** 1, at Denver (10/28/12); **Fumble Recoveries —** 0.



Michael HIGGINS

81
TE

HEIGHT: **6-5** WEIGHT: **242**
COLLEGE: **NEBRASKA-OMAHA**
JOINED SAINTS: **FA-11**
NFL EXPERIENCE: **1**
BORN: **12/7/87**

NFL CAREER – Higgins is one of the club's tight ends known for his rugged blocking. The former standout at Division II Nebraska-Omaha made the club's practice squad roster out of training camp in 2011 and subsequently has appeared in four regular season games with one start and posted two catches for one yard. Following his second full offseason in the club's strength and conditioning program, Higgins will again compete for a roster spot in training camp and a more extensive role in the club's offense.

CAREER TRANSACTIONS – Re-signed (ERFA), 2/14/13; Signed to active roster, 11/27/12; Signed to practice squad, 9/2/12; Waived, 8/31/12; Signed to active roster, 11/23/11; Signed to practice squad, 9/4/11; Waived, 9/3/11; Signed by New Orleans as an undrafted free agent, 7/27/11.

2012 – Appeared in two contests after spending the first 12 weeks of the season on the club's practice squad…Started and recorded a catch at Atlanta, Nov. 29, after being promoted to the active roster, Nov. 27…Saw action primarily on special teams at Dallas, Dec. 23. **2011** – After spending the first 11 weeks of the regular season on the practice squad, Higgins was promoted to the active roster for the remainder of the season, Nov. 23…Appeared in two regular season games and had a four-yard reception in the finale vs. Carolina, 1/1/12…Appeared in both postseason games and had a 10-yard reception in NFC Divisional Playoff at San Francisco, 1/14/12…In a preseason, where he secured a spot on the practice squad, made two receptions for 35 yards.

COLLEGE – Appeared in 44 games for Nebraska-Omaha and finished with 112 receptions for 1,851 yards (16.5 avg.) with 19 touchdowns…In 11 games as a redshirt senior in 2010, had 39 catches for 600 yards (15.4 avg.) with seven TDs…In 2009, started all 12 contests and was the top pass receiving tight end in Division II as he made 50 receptions for 848 yards (17.0 avg.) with nine TDs…In 2008, posted 20 receptions for 346 yards (17.8 avg.) with two TDs…Earned his first varsity letter in 2007, as he played in 10 games and had three catches for 57 yards with one TD…Redshirted in 2006…Graduated with a bachelor's degree in civil engineering.

PERSONAL – Attended Beatrice (Neb.) HS, where he was named an All-State selection as a senior, catching 16 passes for 270 yards…He took part in the "Kickoff to Rebuild" event during Super Bowl XLVII week sponsored by Rebuilding Together, helping complete renovations on several homes in Algiers… Born Dec. 7, 1987 in Omaha, Neb.

MICHAEL HIGGINS

RECEIVING

Year	Team	GP	GS	No	Yds	Avg	Lg	TD
2011	New Orleans	2	0	1	4	4.0	4	0
2012	New Orleans	2	1	1	-3	-3.0	-3	0
NFL Totals		**4**	**1**	**2**	**1**	**0.5**	**4**	**0**

CAREER HIGHS: Receptions — 1 (2x), last at Atlanta (11/29/12); **Receiving Yards —** 4, vs. Carolina (1/1/12); **Long Reception —** 4, vs. Carolina (1/1/12); **Receiving TDs —** 0.

POSTSEASON

RECEIVING

Year	Team	GP	GS	No	Yds	Avg	Lg	TD
2011	New Orleans	2	0	1	10	10.0	10	0
NFL Totals		**2**	**0**	**1**	**10**	**10.0**	**10**	**0**

POSTSEASON CAREER HIGHS: Receptions — 1, at San Francisco (1/14/12); **Receiving Yards —** 10, at San Francisco (1/14/12); **Long Reception —** 10, at San Francisco (1/14/12); **Receiving TDs —** 0.



Ramon HUMBER

53
LB

HEIGHT: **5-11** WEIGHT: **232**
COLLEGE: **NORTH DAKOTA STATE**
JOINED SAINTS: **FA-10**
NFL EXPERIENCE: **5**
BORN: **8/10/87**

NFL CAREER – After starting his career with the Indianapolis Colts as an undrafted free agent in 2009 and facing the Saints in Super Bowl XLIV, Humber came to New Orleans towards the end of the 2010 season and has been a special teams standout since, while also contributing on defense. The North Dakota State product has appeared in 47 career games with five starts, tallying 47 tackles, a sack, a forced fumble and 44 special teams stops.

CAREER TRANSACTIONS – Agreed to terms on a one-year contract, 3/18/13; Re-signed to a one-year contract, 8/6/12; Re-signed to a one-year contract, 9/28/11; Waived, 9/5/11; Signed by Saints, 12/1/10; Waived from Injured Reserve by the Indianapolis Colts, 11/19/10; Placed on Injured Reserve by Indianapolis, 9/27/10; Waived/injured by Indianapolis, 9/25/10; Signed by Indianapolis as an undrafted free agent, 4/30/09.

2012 – After re-signing in training camp, appeared in 13 games, primarily on special teams and finished tied for second on club with 14 coverage stops, his most as a Saint…Led special teams units with a career-high four stops vs. San Diego, Oct. 7…Registered two special teams stops at Tampa Bay, Oct. 21… Made two special teams tackles at Denver, Oct. 28…Made one special teams tackle at Dallas, Dec. 23. **2011** – After being waived at the preseason's conclusion, returned to the Saints in late September and appeared in 13 games with

three starts and recorded 24 tackles, a sack, a pass defensed and eight special teams stops…Appeared in both postseason contests and registered a special teams tackle in NFC Wild Card Playoff vs. Detroit, 1/7/14…Started vs. N.Y. Giants, Nov. 28 and contributed four tackles (three solo) and a special teams stop…Finished with four tackles (three solo) and his first career pass defense and sack, tying a then-career-high with three special teams stops vs. Detroit, Dec. 4…Started vs. Atlanta, Dec. 26, and had a season-high six tackles (three solo)…Made a team-high seven tackles (three solo) vs. Carolina, 1/1/12. **2010** – Played in first two games of season with Indianapolis, making one defensive tackle and two special teams stops before a hand injury put him on injured reserve. After being waived, signed with the Saints and appeared in three regular season games, making three special teams tackles…Made two stops on coverage in one playoff game. **2009** – Played in 16 games as rookie for Colts, starting the last two games at WLB, and posted 22 tackles and a forced fumble while adding a team-high 17 special teams stops…Recorded three tackles and two special teams stops at St. Louis, Oct. 25…Forced a fumble on defense and registered a season-high three special teams tackles vs. San Francisco, Nov. 1…Made first career start vs. N.Y. Jets, Dec. 27, and contributed career-best 10 tackles…Finished with eight defensive tackles and two special teams stops at Buffalo, Jan. 3…Had a special teams tackle vs. Baltimore in AFC Divisional playoff, 1/16/10…Posted two special teams tackles in win over Jets in AFC Championship, 1/24/10…Saw action on special teams against New Orleans in Super Bowl XLIV.

COLLEGE – Four-year letterman at North Dakota State, starting 32 of the 43 games he played in and finished career with 249 tackles…Led the Bison with 93 tackles (57 solo) as senior in 2008…Finished second on the team with 72 tackles as a junior, earning All-Great West Conference first-team honors…Tied for team-lead with 67 tackles in first year as starter as a sophomore…Made 17 tackles as freshman…Majored in physical education.

PERSONAL – Attended Champlin Park (Minn.) HS, where he was a first-team all-state LB as a senior…Born August 10, 1987 in Brooklyn Park, Minnesota.

RAMON HUMBER

				TACKLES				INTERCEPTIONS					FUMBLES		
Year	Team	GP	GS	Tot	Solo	Asst	Sk	Yds	No	Yds	Lg	TD	PD	FF	FR	Yds
2009	Indianapolis	16	2	22	10	12	0.0	0.0	0	0	0	0	0	1	0	0
2010	Indianapolis	2	0	1	1	0	0.0	0.0	0	0	0	0	0	0	0	0
	New Orleans	3	0	0	0	0	0.0	0.0	0	0	0	0	0	0	0	0
2011	New Orleans	13	3	24	14	10	1.0	7.0	0	0	0	0	1	0	0	0
2012	New Orleans	13	0	0	0	0	0.0	0.0	0	0	0	0	0	0	0	0
NFL Totals		**47**	**5**	**47**	**25**	**22**	**1.0**	**7.0**	**0**	**0**	**0**	**0**	**1**	**1**	**0**	**0**
Saints Totals		**29**	**3**	**24**	**14**	**10**	**1.0**	**7.0**	**0**	**0**	**0**	**0**	**1**	**0**	**0**	**0**

ADDITIONAL STATISTICS: Special Teams Tackles — (2009, 17); (2010, 5); (2011, 8); (2012, 14) **Total: 44**

CAREER HIGHS: Tackles — 10, vs. N.Y. Jets (12/27/09); **Sacks —** 1, vs. Detroit (12/4/11); **Interceptions —** 0; **Passes Defensed —** 1, vs. Detroit (12/4/11); **Forced Fumbles —** 1, vs. San Francisco (11/1/09); **Fumble Recoveries —** 0; **Special Teams Tackles —** 4, vs. San Diego (10/7/12).

RAMON HUMBER

POSTSEASON

				TACKLES				INTERCEPTIONS					FUMBLES		
Year	Team	GP	GS	Tot	Solo	Asst	Sk	Yds	No	Yds	Lg	TD	PD	FF	FR	Yds
2009	Indianapolis	3	0	0	0	0	0.0	0.0	0	0	0	0	0	0	0	0
2010	New Orleans	1	0	0	0	0	0.0	0.0	0	0	0	0	0	0	0	0
2011	New Orleans	2	0	0	0	0	0.0	0.0	0	0	0	0	0	0	0	0
NFL Totals		**6**	**0**	**0**	**0**	**0**	**0.0**	**0.0**	**0**	**0**	**0**	**0**	**0**	**0**	**0**	**0**

ADDITIONAL POSTSEASON STATISTICS: Special Teams Tackles — (2009, 3); (2010, 2); (2011, 1) **Total: 6**

POSTSEASON CAREER HIGHS: Tackles — 0; **Sacks —** 0; **Interceptions —** 0; **Passes Defensed —** 0; **Forced Fumbles —** 0; **Fumble Recoveries —** 0; **Special Teams Tackles —** 2 (2x), last at Seattle (1/8/11).



Mark INGRAM

22

RB

HEIGHT: **5-9** WEIGHT: **215**
COLLEGE: **ALABAMA**
JOINED SAINTS: **D1b-11**
NFL EXPERIENCE: **3**
BORN: **12/21/89**

NFL CAREER – Since joining the Saints via the first round of the 2011 NFL Draft (28th overall), Ingram has added a powerful element to the running back rotation. The 2009 Heisman Trophy winner ranked first on the club in rushing in 2012, carrying 156 times for 602 yards (3.9 avg.) and a team-leading five rushing touchdowns. Over two seasons, the hard-nosed runner has rushed 278 times for 1,076 yards and 10 touchdowns while serving in a talented backfield and only starting nine contests. The former University of Alabama standout has been particularly effective in short-yardage situations, converting on 18-of-23 third-and-one rushing attempts (78.2%).

CAREER TRANSACTIONS – Placed on Injured Reserve, 1/3/12; Signed, 7/30/11; Chosen by New Orleans in the first round (28th overall) of the 2011 NFL Draft.

HONORS – **2012:** Ed Block Courage Award (Saints recipient).

2012 – Appeared in all 16 games with five starts. Finished first on the team in rushing, carrying 156 times for 602 yards with a team-best five touchdowns, also adding six receptions for 29 yards…Carried a team-high 16 times for 53 yards and a touchdown at Carolina, Sept. 16…Received first start of season and rushed seven times for 44 yards while hauling in two passes for 23 yards, including a career-long of 16 yards, vs. Philadelphia, Nov. 5…Ran 12 times for 67 yards (5.6 avg.) while scoring on a 27-yard carry at Oakland, Nov. 18…Led the team in rushing with a season-high 90 yards on 14 carries (6.4 avg.) with a touchdown including a season-long 31-yard rush, vs. Tampa Bay, Dec. 16…Voted by team-

mates as the 2012 recipient of the Ed Block Courage Award following a successful comeback from knee and toe surgeries. **2011** – Appeared in 10 games with four starts as a rookie, carrying 122 times for 474 yards with five touchdowns, tying for the team lead with Pierre Thomas in scoring runs. Also added 11 receptions for 46 yards…Scored his first career NFL touchdown on a fourth quarter 13-yard game-winning rush, as he totaled nine rushes for 38 yards, while splitting carries with Darren Sproles and Thomas vs. Houston, Sept. 25…Powered rushing attack that racked up 236 yards vs. Indianapolis, Oct. 23, carrying 14 times for a game-high and career-high 91 yards (6.5 avg.) before leaving in fourth quarter with bruised heel…Splitting carries with Sproles and Thomas to spearhead a three-headed running attack that gained 205 yards, Ingram was New Orleans' leading rusher vs. N.Y. Giants, his father's former team, Nov. 28, where he carried 13 times for 80 yards (6.2 avg.) with a fourth quarter, career-long 35-yard scoring run. He also added two receptions for 14 yards…Ingram was New Orleans' leading rusher vs. Detroit, Dec. 4, when he carried 16 times for 54 yards with a second quarter 14-yard TD run that put the Saints up 10-0 before suffering a season-ending toe injury that required surgery.

COLLEGE – Played in 39 games at Alabama with 24 starts, rushing for 3,261 yards and 42 touchdowns, scoring 46 times overall…As a junior, after missing the first two games following knee surgery, started the remaining 11 and carried 158 times for 875 yards (5.5 avg.) with 13 touchdowns…All-SEC second-team selection by league coaches, co-recipient of Alabama's Offensive Player of the Year award and one of six recipients of Alabama's Commitment to Academic Excellence award…Produced 54 first downs on 158 rushes (34.2%), converting on 9-of-16 third down attempts (56.3%)…Also had 21 receptions for 282 yards (13.4 avg.) with one touchdown…Heisman Trophy recipient as a sophomore, the first in the BCS National Champion Crimson Tide's history and was a consensus All-American first-team selection and finished as a finalist for the Maxwell, Doak Walker and Walter Camp Player of the Year awards…Also named *The Sporting News* National Player of the Year, *Associated Press* SEC Offensive Player of the Year and a unanimous first-team All-SEC selection by both the *AP* and league coaches…Started all 14 games and led conference and ranked fourth nationally with a school-record 1,658 yards and 17 touchdowns on 271 carries (6.1 avg.), also adding 32 receptions for 334 yards (10.4 avg.) and three touchdowns…Rushing total ranked sixth in SEC history…His 1,992 all-purpose yards were ranked second in school history and eighth on the SEC single-season list…Rushed for 246 yards vs. South Carolina, ranked as the school's third-highest total…Earned National Championship Offensive Most Valuable Player vs. Texas after rushing for 116 yards and two scores…SEC Coaches Freshman All-Conference selection as he played in all 14 games as a reserve and gained 728 yards with a team-high 12 touchdowns on 143 carries (5.1 avg.) and added 54 yards on seven catches…Majored in telecommunications and film.

PERSONAL – Attended Grand Blanc (Flint, Mich.) HS from 2003-06, where he ran for 846 yards and 14 touchdowns on 121 carries (7.0 avg.) as a junior, adding 260 yards and two scores on 22 receptions (11.8 avg.), while posting 33 tackles with two interceptions as a CB…Attended Flint Southwestern Acad-

emy as a senior and earned All-State and *Detroit Free Press* Offensive Dream Team honors after rushing for 1,699 yards and 24 TDs, also registering 84 tackles with eight interceptions…Father, Mark Ingram Sr., played WR for Michigan State before being drafted by the New York Giants 28th overall in 1987 and played 10 seasons with the Giants, Miami Dolphins, Green Bay Packers and Philadelphia Eagles, including a Super Bowl XXV victory…Founded the Mark Ingram Foundation, which provides support to the children of incarcerated parents…Born Dec. 21, 1989 in Hackensack, N.J.

MARK INGRAM

				RUSHING					RECEIVING				
Year	Team	GP	GS	Att	Yds	Avg	Lg	TD	No	Yds	Avg	Lg	TD
2011	New Orleans	10	4	122	474	3.9	35t	5	11	46	4.2	9	0
2012	New Orleans	16	5	156	602	3.9	31	5	6	29	4.8	16	0
NFL Totals		**26**	**9**	**278**	**1,076**	**3.9**	**35t**	**10**	**17**	**75**	**4.4**	**16**	**0**

CAREER HIGHS: Rushes — 17, at Jacksonville (10/2/11); **Rushing Yards —** 91, vs. Indianapolis (10/23/11); **Long Rush —** 35t, vs. N.Y. Giants (11/28/11); **Rushing TDs —** 1 (10x), last at Dallas (12/23/12); **Receptions —** 2 (5x), last vs. Philadelphia (11/5/12); **Receiving Yards —** 23, vs. Philadelphia (11/5/12); **Long Reception —** 16, vs. Philadelphia (11/5/12); **Receiving TDs —** 0.



Malcolm JENKINS

27

S

HEIGHT: **6-0** WEIGHT: **204**
COLLEGE: **OHIO STATE**
JOINED SAINTS: **D1-09**
NFL EXPERIENCE: **5**
BORN: **12/20/87**

NFL CAREER – New Orleans' first round draft pick in 2009, Jenkins has emerged as a significant contributor in the Saints secondary after seamlessly shifting from cornerback to the free safety position in 2010. In 57 games with 49 starts, Jenkins has recorded 325 tackles (233 solo), 32 passes defensed, two sacks, four interceptions with two returned for touchdowns, two forced fumbles and three fumble recoveries. In 2012, Jenkins was named a defensive team captain and finished third on the team with 95 stops (70 solo) despite missing the final three games of the season due to a hamstring injury. The former Ohio State standout looks to continue his quick progression and remain a leader in the defensive backfield in 2013.

CAREER TRANSACTIONS – Placed on Injured Reserve, 12/15/12; Signed to a five-year contract, 8/10/09; Selected by New Orleans in the first round (14th overall) of the 2009 NFL Draft.

HONORS – **2011:** USA Football All-Fundamentals Team; Jim Finks Good Guy Award (cooperation with local media); Saints Man of the Year (Club

nominee for Walter Payton Man of the Year); **2010:** *Associated Press* second-team All-Pro; *USA Today* All-Joe; NFC Defensive Player of the Week (Weeks 12 and 14); GMC Never Say Never Moment of the Week (Week 12).

2012 – Voted by teammates as one of three season-long team defensive captains along with safety Roman Harper and linebacker Jonathan Vilma. Started all 13 games he appeared in at free safety, missing the final three contests due to a hamstring injury and finished tied for third on the team with 95 tackles (70 solo) five passes defensed, one blocked field goal and an interception returned 55 yards for a touchdown…Totaled nine stops (seven solo) at Carolina, Sept. 16…Posted nine tackles (seven solo) and a pass defensed vs. Kansas City, Sept. 23…Recorded nine tackles (eight solo) for third consecutive week at Green Bay, Sept. 30…Registered 11 stops (nine solo), including a third quarter touchdown-saving tackle in which he chased down wide receiver Vincent Jackson at the one-yard line following a 95-yard gain that set up a successful goal-line stand at Tampa Bay, Oct. 21…Tied a career-high with 13 tackles (seven solo) vs. Philadelphia, Nov. 5…Totaled seven stops (six solo) and an interception of Carson Palmer that he returned 55 yards for a touchdown, the second interception return for a score in his career, at Oakland, Nov. 18…Contributed seven tackles (four solo), a pass defensed and fourth quarter blocked field goal vs. San Francisco, Nov. 25…Saw action on defense and special teams at N.Y. Giants, Dec. 9, before suffering hamstring injury and being placed on Injured Reserve. **2011** – Started the first 15 games at free safety, missing regular season finale (neck) and totaled a career-high 97 tackles (66 solo), a sack, 11 passes defensed, a forced fumble, and a fumble recovery. Started both postseason games and contributed seven solo tackles, one pass defense and one sack…Finished with five solo tackles and a pass defensed vs. Chicago, Sept. 18…Had career- and team-best 13 tackles and broke up team-high three passes at Tampa Bay, Oct. 16…Made eight tackles (five solo) and a pass defense and sacked A.J. Feeley and forced him to cough up the ball, resulting in a recovery for a touchdown by Vilma at St. Louis, Oct. 30…Recorded 11 tackles (seven solo) and made a key overtime stop on fourth-and-one that helped set up the game-winning field goal at Atlanta, Nov. 13…Registered seven tackles (six solo) and one pass defensed vs. N.Y. Giants, Nov. 28…Totaled nine solo tackles and a pass defensed at Tennessee, Dec. 11…Recorded a solo tackle, two passes defensed and a fumble recovery he returned 30 yards for a touchdown vs. Atlanta, Dec. 26…Registered five solo tackles, one pass defensed, and his first career postseason sack in NFC Divisional Playoff at San Francisco, 1/14/12. **2010** – Started all 15 regular season games he played in, 12 at free safety and three at cornerback due to injuries in the secondary. Finished second in defensive backfield with 82 tackles (56 solo), two interceptions to tie for team lead with one returned for a touchdown, one sack, a club-best 11 passes defensed, one forced fumble and two fumble recoveries. Named NFC Defensive Player of the Week twice in three-weeks following weeks 12 and 14, the most weekly conference honors by a Saints defender in a season since 2001…In first start at new position in opener vs. Minnesota, Sept. 9, made five tackles with one pass defensed…At San Francisco, Sept. 20, helped avert a potential 49ers score when he recovered a fumble forced by Vilma at the New Orleans three-yard line and added eight tackles (five solo)…Vs. Carolina, Oct. 3, his fourth quarter sack for a four-yard loss

set up a fourth-and-16 situation for Panthers, putting them out of field goal range to preserve 16-13 win…Shifted back to cornerback due to injuries in secondary vs. Cleveland, Oct. 24 and finished with a team-best nine tackles (seven solo)…In his second start of the season at his old position vs. Pittsburgh, Oct. 31, posted seven tackles with team-high three passes defensed…Returned from missing game vs. Seattle, Nov. 21 with neck injury to make one of the season's most spectacular plays at Dallas, Nov. 25. Stripped WR Roy Williams of the ball at the Saints 11-yard line with just over three minutes left to get the offense the ball back to set up the game-winning drive…Second quarter 96-yard interception re-

2012 GAME BY GAME

				DEFENSE										
Date	Opp.	GP	ST	SOLO	AST	TOT	SACK	YDS	INT	YDS	PD	FF	FR
9/9	WAS	X	X	2	3	5	0	0	0	0	0	0	0
9/16	@CAR	X	X	7	2	9	0	0	0	0	0	0	0
9/23	KC	X	X	7	2	9	0	0	0	0	1	0	0
9/30	@GB	X	X	8	1	9	0	0	0	0	0	0	0
10/7	SD	X	X	2	2	4	0	0	0	0	1	0	0
10/21	@TB	X	X	9	2	11	0	0	0	0	0	0	0
10/28	@DEN	X	X	8	1	9	0	0	0	0	0	0	0
11/5	PHI	X	X	7	6	13	0	0	0	0	0	0	0
11/11	ATL	X	X	7	1	8	0	0	0	0	1	0	0
11/18	@OAK	X	X	6	1	7	0	0	1	55	1	0	0
11/25	SF	X	X	4	3	7	0	0	0	0	1	0	0
11/29	@ATL	X	X	3	1	4	0	0	0	0	0	0	0
12/9	@NYG	X	X	0	0	0	0	0	0	0	0	0	0
12/16	TB						Injured Reserve						
12/23	@DAL												
12/30	CAR												
2012 Season		13	13	70	25	95	0	0	1	55	5	0	0

turn for a touchdown, then the fourth-longest return in club record books, vs. St. Louis, Dec. 12, gave New Orleans a 21-6 lead. Added another pick in the red zone in second half for five yards, making his 105 return yards the second-most in club history, also adding five tackles (four solo) and a pass defensed…Knee injury suffered vs. Tampa Bay, 1/2/11, caused him to miss NFC Wild Card Playoff at Seattle. **2009** – Played in 14 regular season games with six starts at cornerback, missing two (ankle) and recorded 51 tackles (41 solo) with an interception and five passes defensed. A special teams standout, making nine tackles and forcing two fumbles with one recovery. In postseason, appeared in two games (inactive for NFC Championship with hamstring injury) and registered five tackles (four solo), one pass defense and one special teams stop…Made NFL debut in opener vs. Detroit, Sept. 13, on defense and special teams, saving a touchdown on a long kickoff return with tackle inside the New Orleans 20-yard line…Stripped the ball from Ellis Hobbs on a kickoff return, which was recovered, and helped set up a quick touchdown at the beginning of the second half in addition to one defensive tackle at Philadelphia, Sept. 20…Made another big play on special teams at Buffalo, Sept. 27, when he forced punt returner Roscoe Parrish to fumble on a punt return and recovered it, setting up the go-ahead field goal, adding one defensive tackle…Recorded one defensive stop and one special teams tackle, also downing a punt at the two-yard line vs. Carolina, Nov. 8…Registered four tackles and two passes defensed in his most extensive defensive action to date and made a key block on Courtney Roby's third quarter 97-yard kickoff return for a touchdown at

27 MalcolmJENKINS S (cont.)

St. Louis, Nov. 15…Made first career start in place of an injured Tracy Porter at Tampa Bay, Nov. 22, and intercepted a second quarter pass for first his NFL pick, finishing with eight tackles (four solo) and a pass defensed…Started and made nine tackles vs. Tampa Bay, Dec. 27…In Super Bowl XLIV, played in nickel package, making four solo tackles, a pass defensed and a special teams stop.

COLLEGE – A consensus All-American as senior in 2008, Jenkins was honored with the Jim Thorpe Award, recording a career-high 57 tackles, three forced fumbles, three interceptions, two blocked punts and a sack…An All-Big 10 selection his final three years, departed with 11 interceptions including two returned for TDs…Started 45-of-49 career games and totaled 196 stops, 18 pass defenses, three blocked punts and four forced fumbles…As junior in 2007, an All Big-Ten first-team choice, second-team *Associated Press* All-American and Thorpe Award semifinalist…Earned first-team All-American honors from several publications…Started all 13 games and led secondary with 44 tackles (27 solo)…Tied career-high with four interceptions for 53 yards in returns, including a touchdown…Had 23-yard interception return vs. LSU in BCS Championship at the Superdome…As sophomore in 2006, a first-team All-Big Ten selection, starting all 13 games, posting 55 tackles (40 solo) and four interceptions for 99 yards in returns, including a 61-yard TD vs. Penn State…Added four passes defensed, a forced fumble and a blocked punt…Graduated with a bachelor's degree in communications.

PERSONAL – Malcolm, a native of Piscataway, N.J., attended Piscataway HS, where he led team to three consecutive state titles playing wide receiver and defensive back…A senior All-State and All-American selection…Also excelled at track, winning the state title in the 400-meter dash as a junior…Took third place in 200-meters as a junior and finished third in the hurdles as senior at state meet…A leader in the Omega Psi Phi fraternity…Since joining the New Orleans Saints organization, Jenkins has made a positive impact not only on the football field, but also as an agent of change in the Greater New Orleans community. Recognizing the many challenges confronting youth today, in 2010 Jenkins launched the Malcolm Jenkins Foundation to effectuate positive change in the lives of youth, particularly those in underserved communities by providing resources, innovative opportunities and experiences that will help them succeed in life and become contributing members of the community. The Malcolm Jenkins Foundation offers programs to enhance life performance through academics and athletics. It's signature program entitled Project REWARDS, offers life skills, mentoring and scholarships to 200 youth grades 9-12 in an after-school setting in partnership with the Urban League of Greater New Orleans College Track program. Most students are and will be the first in their families to attend college…Active in community outreach in New Orleans working to discourage and prevent violence…After being named to 2011 USA Football All-Fundamentals Team, donated a $1,500 equipment grant to his high school…Was the 2013 winner of the John Wooten Professional Leadership Award, recognizing a lifetime commitment to service and unparalleled leadership on and off the field.

MALCOM JENKINS

				TACKLES					INTERCEPTIONS					FUMBLES		
Year	Team	GP	GS	Tot	Solo	Asst	Sk	Yds	No	Yds	Lg	TD	PD	FF	FR	Yds
2009	New Orleans	14	6	51	41	10	0.0	0.0	1	14	14	0	5	0	0	0
2010	New Orleans	15	15	82	56	26	1.0	4.0	2	105	96t	1	11	1	2	0
2011	New Orleans	15	15	97	66	31	1.0	10.0	0	0	0	0	11	1	1	30
2012	New Orleans	13	13	95	70	25	0.0	0.0	1	55	55t	1	5	0	0	0
NFL totals		**57**	**49**	**325**	**233**	**92**	**2.0**	**14.0**	**4**	**174**	**96t**	**2**	**32**	**2**	**3**	**30**

ADDITIONAL STATISTICS: Special Teams Tackles — (2009, 9); (2010, 4) **Total: 13; Special Teams Forced Fumbles —** (2009, 2) **Total: 2; Special Teams Fumble Recoveries —** (2009, 1) **Total: 1; Blocked Kicks —** (2012, 1) **Total: 1**

CAREER HIGHS: Tackles — 13 (2x), last vs. Philadelphia (11/5/12); **Sacks —** 1 (2x), last at St. Louis (10/30/11); **Interceptions —** 2, vs. St. Louis (12/12/10); **Int. Ret for TD —** 1 (2x), last at Oakland (11/18/12); **Passes Defensed —** 4, at Tampa Bay (10/17/10); **Forced Fumbles —** 1 (2x), last at St. Louis (10/30/11); **Fumble Recoveries —** 1 (3x), last vs. Atlanta (12/26/11); **Special Teams Tackles —** 2, at Philadelphia (9/20/09); **Special Teams Forced Fumbles —** 1 (2x), last at Buffalo (9/27/09); **Special Teams Fumble Recoveries —** 1, at Buffalo (9/27/09).

POSTSEASON

				TACKLES					INTERCEPTIONS					FUMBLES		
Year	Team	GP	GS	Tot	Solo	Asst	Sk	Yds	No	Yds	Lg	TD	PD	FF	FR	Yds
2009	New Orleans	2	0	5	4	1	0.0	0.0	0	0	0	0	1	0	0	0
2011	New Orleans	2	2	7	7	0	1.0	13.0	0	0	0	0	1	0	0	0
NFL totals		**4**	**2**	**12**	**11**	**1**	**1.0**	**13.0**	**0**	**0**	**0**	**0**	**2**	**0**	**0**	**0**

ADDITIONAL POSTSEASON STATISTICS: Special Teams Tackles — (2009, 1) **Total: 1**

POSTSEASON CAREER HIGHS: Tackles — 5, at San Francisco (1/14/12); **Sacks —** 1, at San Francisco (1/14/12); **Interceptions —** 0; **Int. Ret for TD —** 0; **Passes Defensed —** 1 (2x), last at San Francisco (1/14/12); **Forced Fumbles —** 0; **Fumble Recoveries —** 0; **Special Teams Tackles —** 1, vs. Indianapolis (2/7/10).



Tom JOHNSON

96
DT

HEIGHT: 6-3 WEIGHT: 288
COLLEGE: SOUTHERN MISSISSIPPI
JOINED SAINTS: FA-11
NFL EXPERIENCE: 3
BORN: 8/30/84

NFL CAREER – Showing the persistence to jumpstart an NFL career by stints in NFL Europa, the Arena Football League and Canadian Football League, this Mississippi Gulf Coast native has become a contributor to the Saints defensive line rotation. Originally an undrafted free agent signing of the Colts in 2006 out of Southern Mississippi, Johnson has appeared in 28 games over the last two seasons for the Saints and posted 58 tackles (32 solo), three sacks, one pass defensed and one forced fumble.

CAREER TRANSACTIONS – Signed by New Orleans to a reserve/future contract, 1/21/11; Waived by Colts, 8/28/07; Re-signed by Colts and allocated to Cologne of NFL Europa, 2/14/07; Waived by Colts, 9/3/06; Signed by Indianapolis Colts as an undrafted free agent, 5/9/06.

2012 – Appeared in 15 games as a reserve at defensive tackle and finished with 33 tackles (21 solo) and two sacks, setting career-highs in both categories… Notched his first sack of the season at Oakland, Nov. 18, bringing down Carson Palmer, while adding an additional tackle…Brought down Cowboys QB Tony Romo for an eight-yard loss on third down, forcing the Cowboys to punt, while adding two more tackles at Dallas, Dec. 23…Tied a career-high with four tackles (one solo) in season finale vs. Carolina, Dec. 30. **2011** – Recovered from a calf injury suffered in training camp to appear in 13 games and recorded 25 tackles (11 solo), one sack, one pass defensed and one forced fumble…Appeared in both post-season contests and recorded one assisted tackle…Registered four tackles (one solo) and a forced fumble vs. Indianapolis, Oct. 23…Recorded the first sack of his NFL career, taking down Christian Ponder for a six-yard loss, at Minnesota, Dec. 18. **2010** – Played for the Calgary Stampeders of the CFL where he finished with 39 tackles, four sacks and one fumble recovery. **2009** – Appeared in six games for the Calgary Stampeders of the CFL, all of which he started at DT, and had 13 tackles and three sacks. **2008** – Played for the AFL's Philadelphia Soul and Grand Rapids Rampage. **2007** – Allocated to the Cologne Centurions of NFL Europa by the Colts, where he recorded 2.5 sacks…Went to training camp with the Colts. **2006** – Went to training camp with the Indianapolis Colts.

COLLEGE – Two-year letterman at Southern Mississippi who started 12-of-19 games after transferring from Gulf Coast Junior College…Had career totals of 57 tackles (26 solo), three sacks and one fumble recovery…As a senior, had 54 tackles (24 solo), three sacks and one fumble recovery…Majored in coaching and sport administration.

PERSONAL – Attended Moss Point (Miss.) HS…After joining team as junior, had 60 tackles and eight sacks as a senior…Led team to state 5A championship in 2000…Participated with other current and former Saints in the Black and Gold Classic, a fishing rodeo to raise funds for the Green Beret and Navy Seal Foundations…Born Aug. 30, 1984.

TOM JOHNSON

				TACKLES					INTERCEPTIONS					FUMBLES		
Year	Team	GP	GS	Tot	Solo	Asst	Sk	Yds	No	Yds	Lg	TD	PD	FF	FR	Yds
2011	New Orleans	13	0	25	11	14	1.0	6.0	0	0	0	0	1	1	0	0
2012	New Orleans	15	0	33	21	12	2.0	20.0	0	0	0	0	0	0	0	0
NFL Totals		**28**	**0**	**58**	**32**	**26**	**3.0**	**26.0**	**0**	**0**	**0**	**0**	**1**	**1**	**0**	**0**

CAREER HIGHS: Tackles — 4 (4x), last vs. Carolina (12/30/12); **Sacks —** 1 (3x), last at Dallas (12/23/12); **Interceptions —** 0; **Pass Defenses —** 1, at Tennessee (12/11/11); **Forced Fumbles —** 1, vs. Indianapolis (10/23/11); **Fumble Recoveries —** 0.

POSTSEASON

				TACKLES					INTERCEPTIONS					FUMBLES		
Year	Team	GP	GS	Tot	Solo	Asst	Sk	Yds	No	Yds	Lg	TD	PD	FF	FR	Yds
2011	New Orleans	2	0	1	0	1	0.0	0.0	0	0	0	0	0	0	0	0
NFL Totals		**2**	**0**	**1**	**0**	**1**	**0.0**	**0.0**	**0**	**0**	**0**	**0**	**0**	**0**	**0**	**0**

POSTSEASON CAREER HIGHS: Tackles — 1, at San Francisco (1/14/12); **Sacks —** 0; **Interceptions —** 0; **Forced Fumbles —** 0; **Fumble Recoveries —** 0.



Marcel JONES

70
T

HEIGHT: 6-7 WEIGHT: 320
COLLEGE: NEBRASKA
JOINED SAINTS: D7-12
NFL EXPERIENCE: 1
BORN: 9/4/88

NFL CAREER – After sustaining a season-ending knee injury during a preseason practice as a rookie, this athletic and intelligent lineman will compete for a spot in the club's offensive line rotation in 2013. The club's seventh-round draft selection in 2012 out of Nebraska, Jones was an All-Big Ten honorable mention selection as a senior when he started at right tackle, blocking for one of the nation's top running games.

CAREER TRANSACTIONS – Placed on Injured Reserve, 9/8/12; Agreed to terms on a four-year contract, 7/2/12; Selected by the Saints in the seventh round (234th overall) of the 2012 NFL Draft.

2012 – Spent the entire regular season on Injured Reserve after suffering a knee injury in a practice late in the preseason…Appeared in four exhibition contests as a backup offensive lineman and on special teams.

COLLEGE – Spent two seasons as Nebraska's starting right tackle, finishing his career playing in 40 total games and making 21 starts…As a redshirt senior, played in 12 games with nine starts and received All-Big Ten honorable mention recognition, blocking for a run game that ranked third in the conference and 15th nationally…Started 11 games at right tackle as a redshirt sophomore before suffering a season-ending ankle injury, as the Huskers ranked among the top 40 nationally in sacks allowed…Played in all 13 games as a redshirt freshman with one start…Graduated with a bachelor's degree in construction management, as he captured conference All-Academic honors three times.

PERSONAL – Had an outstanding senior year on the offensive line at Trevor Browne (Phoenix, Ariz.) HS, earning honorable-mention Arizona 5A all-state accolades…Also a standout on the basketball court at center, helping his team to a 27-3 record and a top-five ranking in Class 5A…Averaged 11.6 points and nine rebounds per game as senior…As junior, earned all-region honors for his performance on the hardwood…Jones was also a star in the classroom, ranking in the top 20 of his senior class of more than 500 students…Born on Sept. 4, 1988.



Cameron JORDAN

94
DE

HEIGHT: 6-4 WEIGHT: 287
COLLEGE: CALIFORNIA
JOINED SAINTS: D1a-11
NFL EXPERIENCE: 3
BORN: 7/10/89

NFL CAREER – An explosive and physical defensive end, Cameron Jordan emerged as a playmaker on the Saints defensive line in 2012. An up-and-coming leader with endless energy, the former University of California standout possesses the combination of size, speed and strength to play defensive end in either a 3-4 or 4-3 alignment. Jordan will look to build off a standout second-year campaign where he posted 76 tackles (52 solo), a team-leading eight sacks, three passes defensed, three forced fumbles and two fumble recoveries.

CAREER TRANSACTIONS –Signed by Saints, 8/2/11; Selected by New Orleans in the first round (24th overall) of the 2011 NFL Draft.

2012 – Started all 16 games and finished the season with 76 tackles (52 solo) to lead the defensive line in stops, a club-best eight sacks, three passes defensed, three forced fumbles and two fumble recoveries. Also led team in forced fumbles and tied for the team lead in fumble recoveries, tied for the 15th-highest total in the NFL. Opened 15 games at left end, while starting at defensive tackle at Denver, Oct. 28…Notched five sacks in a four-game stretch between Oct. 7-Nov. 5, where the Saints posted a 3-1 record…Posted a career-high 13 tackles (nine solo) in season opener vs. Washington, Sept. 9…Notched a sack of Cam Newton, adding four tackles at Carolina, Sept. 16…Took down Philip Rivers for a seven-yard loss vs. San Diego, Oct. 7…Stopped Josh Freeman for a four-yard loss and also recorded his first-career forced fumble on a fourth-and-one play at the goal line to stop a potential Buccaneers score at Tampa Bay, Oct. 21…Recorded the first multi-sack game of his career, tallying three takedowns of Michael Vick, six tackles and one forced fumble vs. Philadelphia, Nov. 5…Sacked Matt Ryan for a six-yard loss to go with seven tackles at Atlanta, Nov. 29…Sacked Freeman for a seven-yard loss, forcing a fumble and recovering it to directly lead to a New Orleans touchdown in a 41-0 shutout of Tampa Bay, Dec. 16. Also added four tackles (three solo). **2011** – Appeared in all 16 games with 15 starts as a rookie, 13 at left defensive end and two at right defensive end…Recorded 59 tackles (27 solo) with one sack, six passes defensed and one fumble recovery…Appeared in both postseason contests, starting one, and recorded nine tackles (eight solo) and one pass defense…Made his NFL debut in the league season opener at Green Bay, Sept. 8, starting at right defensive end, and finished with four tackles (three solo)…After opening the first two games at right end, moved to the left defensive end position, where he would play for the remainder of the season vs. Houston, Sept. 25, and posted five tackles (two solo)…Finished with eight tackles (two solo) at Tampa Bay, Oct. 16…Recorded five tackles and the first fumble re-

covery and pass defensed of his career, vs. Indianapolis, Oct. 23. Picked up first quarter fumble by Delone Carter that was recovered at the New Orleans 48-yard line and eventually led to a Saints touchdown and 21-0 lead…Tied season-best and then career-high with eight stops (one solo) at Atlanta, Nov. 13…Recorded first sack of his NFL career to go with three solo tackles in regular season finale vs. Carolina, 1/1/12…In a return to the Bay area where he played in college, started at left end and led the Saints with eight tackles (seven solo) and one pass defensed in NFC Divisional Playoff at San Francisco, 1/14/12.

COLLEGE – Played both left and right defensive end in a 3-4 alignment and appeared in 50 games with 33 starts…Finished college career with 175 tackles (88 solo), 16.5 sacks, 34 tackles for loss, four forced fumbles, four fumble recoveries, an interception and five pass deflections over four seasons in Berkley…All-American second-team choice by *The NFL Draft Report* and an All-Pac-10 Conference first-team selection by league's coaches as a senior where, as the defensive team captain, he started all 12 games at left end in a 3-4 alignment and recorded 62 tackles (33 solo), 5.5 sacks, 12.5 stops behind the line of scrimmage, three forced fumbles, one recovered for a touchdown and four passes defensed…Earned All-Pac 10 Conference honorable mention and was recipient of team's Bob Tessier Award as the most improved defensive lineman as a junior when he served as starting right end and recorded 48 tackles (26 solo), ranking second on team with six sacks and 9.5 tackles for losses, also recovering one fumble and defending one pass…As a sophomore, started eight games and played in every contest at right defensive end, posting 47 tackles (26 solo), four sacks and placing second among defenders with 11 stops behind the line of scrimmage…Posted one interception returned three yards, as he forced one fumble and recovered another…Played in all 13 games as a freshman and had 18 tackles (seven solo) with a sack and a fumble recovery returned 13 yards for a touchdown…Legal studies major.

PERSONAL – Father is Steve Jordan, who played college football at Brown, then for 13 seasons with the Minnesota Vikings where he was a six-time Pro Bowl selection at tight end, recording career totals of 498 receptions for 6,307 yards and 28 touchdowns…Attended Chandler (Ariz.) HS…Earned All-State honors senior year after registering 85 tackles and 17.5 sacks…Named the Fiesta Region Defensive Player of the Year after breaking Chandler's career quarterback takedown record in only one season…Also was the state discus champion as a senior…A regular visitor to the pediatric ward of Ochsner Medical Center and to New Orleans area schools as part of the Rotolo's literacy program…Participated in Rebuilding Together's "Kickoff to Rebuild" event prior to Super Bowl XLVII in Algiers, where he assisted in painting the front of several rehabilitated houses and served as a celebrity judge for a barbeque competition…Born July 10, 1989.

CAMERON JORDAN

				TACKLES					INTERCEPTIONS					FUMBLES		
Year	Team	GP	GS	Tot	Solo	Asst	Sk	Yds	No	Yds	Lg	TD	PD	FF	FR	Yds
2011	New Orleans	16	15	59	27	32	1.0	5.0	0	0	0	0	6	0	1	0
2012	New Orleans	16	16	76	52	24	8.0	54.0	0	0	0	0	3	3	2	0
NFL Totals		**32**	**31**	**135**	**79**	**56**	**9.0**	**59.0**	**0**	**0**	**0**	**0**	**9**	**3**	**3**	**0**

CAREER HIGHS: Tackles — 13, vs. Washington (9/9/12); **Sacks —** 3, vs. Philadelphia (11/5/12); **Interceptions —** 0; **Passes Defensed —** 2, vs. Atlanta (12/26/11); **Forced Fumbles —** 1 (3x), last vs. Tampa Bay (12/16/12); **Fumble Recoveries —** 1 (3x), last vs. Tampa Bay (12/16/12).

POSTSEASON

				TACKLES					INTERCEPTIONS					FUMBLES		
Year	Team	GP	GS	Tot	Solo	Asst	Sk	Yds	No	Yds	Lg	TD	PD	FF	FR	Yds
2011	New Orleans	2	1	9	8	1	0.0	0.0	0	0	0	0	1	0	0	0
NFL Totals		**2**	**1**	**9**	**8**	**1**	**0.0**	**0.0**	**0**	**0**	**0**	**0**	**1**	**0**	**0**	**0**

POSTSEASON CAREER HIGHS: Tackles — 8, at San Francisco (1/14/12); **Sacks —** 0; **Interceptions —** 0; **Passes Defensed —** 1, at San Francisco (1/14/12); **Forced Fumbles —** 0; **Fumble Recoveries —** 0.



36
S

Jim LEONHARD

HEIGHT: 5-8 WEIGHT: 188
COLLEGE: WISCONSIN
JOINED SAINTS: UFA-13 (DEN)
NFL EXPERIENCE: 9
BORN: 10/27/82

NFL CAREER – A versatile defender who has been a key contributor at both safety and on special teams, Leonhard joined the Saints as a free agent during the 2013 offseason. He brings a competitive attitude to the team that belies his roots as an undrafted free agent from the University of Wisconsin. The eight-year veteran has played in 110 career games (61 starts) and recorded 382 tackles, eight interceptions, two forced fumbles, two fumble recoveries and 31 passes defensed. The Tony, Wisc. native has also been a standout on special teams, where he has posted 33 stops and one fumble recovery. Leonhard played in all 16 games (one start) in 2012 and tied a career-high with two interceptions and one special teams fumble recovery. He finished his college career with 281 tackles, 21 interceptions and as the Big Ten conference career leader in punt return yardage (1,347).

CAREER TRANSACTIONS – Agreed to terms with Saints on a one-year contract (UFA-DEN), 4/8/13; Signed by Denver Broncos, 8/4/12; Placed on Injured Reserve by Jets, 12/12/11; Placed on Injured Reserve by Jets, 12/4/10; Signed by New York Jets to a three-year contract (UFA-BAL), 3/3/09; Signed by Baltimore Ravens, 4/29/08; Re-signed by Buffalo, 9/13/06; Waived by Buffalo, 9/2/06; Signed by Buffalo Bills as an undrafted free agent, 4/29/05.

HONORS – **2011:** *USA Today* All-Joe.

2012 – Appeared in all 16 regular season games for the third time in his career, opening one contest. Tied a career single-season best with two interceptions, in addition to 17 tackles (12 solo), three passes defensed and one stop and one fumble recovery on special teams. Returned a free kick following a safety 18 yards to mark his first kickoff return since 2009…Intercepted a Philip Rivers pass intended for Antonio Gates in the second quarter at San Diego, Oct. 15, in his 100th career game…Intercepted Rivers for the second time of the season in the fourth quarter vs. San Diego, Nov. 18…Made a special teams stop at Baltimore, Dec. 16…Registered two tackles in Denver's AFC Divisional Playoff game vs. Baltimore, 1/12/13. **2011** – Started the first 13 games of the season for the Jets before missing the final three with an injury. Totaled 60 tackles, one interception, seven passes defensed, one forced fumble and one fumble recovery…Posted a season-high seven tackles vs. Miami, Oct. 17…Intercepted a pass vs. Kansas City in his last appearance of the season, Dec. 11. **2010** – Started all 11 games in which he played for the Jets before being placed on Injured Reserve following a broken tibia suffered in practice, Dec. 4. Missed the final five regular season games and all three postseason contests. Finished the season with 66 tackles (47 solo), one interception, one fumble recovery and six passes defended. Returned 21 punts for 238 yards (11.3 avg.), the 10th best average in the league. Collected six special teams tackles…Recorded a season-high 10 tackles and one pass defensed in addition to returning two punts for 54 yards in the season opener against Baltimore, Sept. 13…Led the team with eight solo tackles at Cleveland, Nov. 14. **2009** – Opened all 16 games and served as the signal-caller for the Jets' defense that led the NFL in 2009. Finished the season third on the team with 95 tackles and recorded 2.5 sacks, one interception, seven passes defended and one forced fumble. Ranked second on the squad with 22 tackles in the postseason. Added one sack, one interception, four pass breakups, one forced fumble and one fumble recovery in the postseason…Tied for the team lead with nine tackles vs. New England, Sept. 20…Tied for the team lead with 12 tackles, which marked a career high at Miami, Oct. 12…Intercepted JaMarcus Russell and returned it a career-long 44 yards at Oakland, Oct. 25…Matched his career-high with 12 tackles at New England, Nov. 22…Strip-sacked J.T. O'Sullivan vs. Cincinnati, 1/3/10…Strip-sacked Carson Palmer in AFC Wild Card playoff matchup at Cincinnati, 1/9/10…Intercepted Rivers late in the third quarter to set up New York's first touchdown and first lead in AFC Divisional Playoff game at San Diego, 1/17/10…Made eight stops with one pass defense and one fumble recovery in AFC Championship at Indianapolis, 1/24/10. **2008** – Appeared in all 16 games, with a then-career-high 13 starts for the Ravens defense that finished as the NFL's second-ranked unit. Posted what was a career-high 85 tackles, his first career sack, six passes defended and one interception return for a TD. Entered the starting lineup after an injury sidelined starter Dawan Landry in Week two. Returned 20 punts for 232 yards and eight kickoffs for 163 yards. Started all three postseason games and finished third on the Ravens' defense with 16 tackles, 0.5 sacks, one interception, one pass defensed, one forced fumble and two fumble recoveries. Recorded nine postseason punt returns for 115 yards…Recorded his first career sack, a loss of seven yards on Derek Anderson vs. Cleveland, Sept. 21…Led the secondary with nine solo tackles at Miami, Oct. 19, which represented a career-best…Set a career-long with a 46-yard punt return vs. Oakland, Oct. 26…Intercepted Jordan Palmer and returned it 35 yards for his first ca-

reer touchdown at Cincinnati, Nov. 30…Recovered a fumble and forced a fumble in NFC Divisional Playoff matchup at Tennessee, 1/10/09. **2007** – Played 13 games with six starts. Recorded 51 tackles, including 40 solo, two interceptions, two passes defensed and five special teams tackles…Tied for the team lead with 11 tackles and intercepted Jay Cutler vs. Denver, Sept. 9…Posted seven tackles and intercepted Ben Roethlisberger at Pittsburgh, Oct. 16. **2006** – Appeared in 15 games, including his first-career start. Finished with six tackles (four solo) from scrimmage and nine special teams stops…Made his first career start and registered five tackles on defense and a stop on special teams at N.Y. Jets, Dec. 10. **2005** – Played in 10 games after making Bills roster as an undrafted free agent. Made four special teams tackles and two defensive stops…Made his first career defensive tackle vs. Carolina, Nov. 27.

COLLEGE – Leonhard appeared in 51 games with 39 starts during his four-year playing career at Wisconsin. Started every game his last three seasons and was a four-year letterman for the Badgers, finishing his career with 281 tackles, which ranked 21st in Badger history. Tied a school record with 21 interceptions that tied for fourth-most in Big Ten history. Ranked fourth in school annals with 50 pass breakups. Finished his career as the Big Ten career leader in punt-return yardage (1,347) on 105 punt returns, which ranked third in conference history. Became the fourth player in Wisconsin history with three career punt returns for touchdowns.

PERSONAL – Two-time first-team All-State selection at Flambeau (Tony, Wisc.) HS…Served as team captain last two years…Finished career with 120 tackles and eight interceptions, earning team MVP as a senior.

JIM LEONHARD

				TACKLES					INTERCEPTIONS					FUMBLES		
Year	Team	GP	GS	Tot	Solo	Asst	Sk	Yds	No	Yds	Lg	TD	PD	FF	FR	Yds
2005	Buffalo	10	0	2	1	1	0.0	0.0	0	0	0	0	0	0	0	0
2006	Buffalo	15	1	6	4	2	0.0	0.0	0	0	0	0	0	0	0	0
2007	Buffalo	13	6	51	40	11	0.0	0.0	2	60	36	0	2	0	0	0
2008	Baltimore	16	13	85	61	24	1.0	7.0	1	35	35t	1	6	0	0	0
2009	N.Y. Jets	16	16	95	48	47	2.5	29.5	1	44	44	0	7	1	0	0
2010	N.Y. Jets	11	11	66	47	19	0.0	0.0	1	2	2	0	6	0	1	-1
2011	N.Y. Jets	13	13	60	37	23	0.0	0.0	1	0	0	0	7	1	1	3
2012	Pittsburgh	16	1	17	12	5	0.0	0.0	2	0	0	0	3	0	0	0
NFL Totals		**110**	**61**	**382**	**250**	**132**	**3.5**	**36.5**	**8**	**141**	**44**	**1**	**31**	**2**	**2**	**2**

		KICKOFF RETURNS					PUNT RETURNS					
Year	Team	No	Yds	Avg	Lg	TD	No	FC	Yds	Avg	Lg	TD
2005	Buffalo	1	36	36.0	36	0	0	0	0	0.0	0	0
2006	Buffalo	0	18	-	18	0	7	1	58	8.3	32	0
2007	Buffalo	2	32	16.0	17	0	4	2	36	9.0	13	0
2008	Baltimore	8	163	20.4	30	0	20	9	232	11.6	46	0
2009	N.Y. Jets	1	7	7.0	7	0	21	13	173	8.2	37	0
2010	N.Y. Jets	0	0	0.0	0	0	21	19	238	11.3	32	0
2011	N.Y. Jets	0	0	0.0	0	0	9	5	8	9.2	15	0
2012	Denver	1	18	18.0	18	0	15	16	89	5.9	16	0
NFL Totals		**13**	**274**	**21.1**	**36**	**0**	**97**	**65**	**909**	**9.4**	**46**	**0**

ADDITIONAL STATISTICS: Special Teams Tackles — (2005, 4); (2006, 9); (2007, 5); (2008, 8); (2010, 6); (2012, 1) **Total: 33; Special Teams Fumble Recoveries —** (2012, 1) **Total: 1.**

JIM LEONHARD

CAREER HIGHS: Tackles — 12 (2x), last at New England (11/22/09); **Solo Tackles —** 9, at Miami (10/19/08); **Interceptions —** 1 (8x), last vs. San Diego (11/18/12); **Longest Interception —** 44, at Oakland (10/25/09); **Forced Fumbles —** 1 (2x), last vs. Miami (10/17/11); **Fumble Recoveries —** 1 (2x), last at Buffalo (11/6/11); **Sacks —** 1 (3x), last vs. Cincinnati (1/3/10); **Sack Yards —** 16, vs. Cincinnati (1/3/10); **Punt Returns —** 5 (4x), last vs. Oakland (9/30/12); **Punt Return Yards —** 90, vs. Pittsburgh (12/14/08); **Punt Return Long —** 46 (2x), last vs. Pittsburgh (12/14/08); **Kick Returns —** 3, vs. Cleveland (9/21/08); **Kick Return Yards —** 78, vs. Cleveland (9/21/08); **Kick Return Long —** 36, at Cincinnati (12/24/05).

POSTSEASON

				TACKLES					INTERCEPTIONS					FUMBLES		
Year	Team	GP	GS	Tot	Solo	Asst	Sk	Yds	No	Yds	Lg	TD	PD	FF	FR	Yds
2008	Baltimore	3	3	16	14	2	0.5	5.0	1	20	20	0	1	1	2	0
2009	N.Y. Jets	3	3	22	14	8	1.0	18.0	1	11	11	0	4	1	1	5
2012	Denver	1	0	2	2	0	0.0	0.0	0	0	0	0	0	0	0	0
NFL totals		**7**	**6**	**40**	**30**	**10**	**1.5**	**23.0**	**2**	**31**	**20**	**0**	**5**	**2**	**3**	**5**

ADDITIONAL POSTSEASON STATISTICS: Special Fumble Recoveries — (2008, 1) **Total: 1; Punt Returns—** (2008, 9-115 yards, 45 LG).

POSTSEASON CAREER HIGHS: Tackles — 7, at Miami (1/4/09); **Sacks —** 1, at Cincinnati (1/9/10); **Sack Yards —** 18, at Cincinnati (1/9/10); **Interceptions —** 1 (2x), last at San Diego (1/17/10); **Int. Ret Yds. —** 20, at Miami (1/4/09); **Forced Fumbles —** 1, at Cincinnati (1/9/10); **Fumble Recoveries —** 1, at Indianapolis (1/24/10); **Punt Returns —** 6, at Pittsburgh (1/18/09); **Punt Return yards —** 65, at Pittsburgh (1/18/09); **Punt Return Long —** 45, at Pittsburgh (1/18/09).



Keenan LEWIS

28
CB

HEIGHT: 6-1 WEIGHT: 208
COLLEGE: OREGON STATE
JOINED SAINTS: UFA-13 (PIT)
NFL EXPERIENCE: 5
BORN: 5/17/86

NFL CAREER – Signed as an unrestricted free agent from the Pittsburgh Steelers at the start of free agency, this New Orleans native returns home to join the Saints secondary. Over the course of his four-year career in Pittsburgh, Lewis appeared in 45 games with 17 starts, registering 111 tackles (94 solo), one interception, 34 passes defensed and one forced fumble. In 2012, he stepped into the starting lineup for the first time for the NFL's top-ranked defense both overall and against the pass, and posted 78 tackles (63 solo), an NFL-leading 28 passes defensed and one forced fumble.

CAREER TRANSACTIONS – Signed by Saints to a five-year contract (UFA-PIT), 3/14/13; Re-signed by Pittsburgh to a one-year contract (RFA), 4/16/12; Received restricted free agent tender from Pittsburgh, 3/12/12; Placed by Pittsburgh on Injured Reserve (back), 12/29/09; Signed by Pittsburgh to a three-year contract, 6/12/09; Selected by Pittsburgh Steelers in the third round (96th overall) of the 2009 NFL Draft.

HONORS – **2012:** *USA Today* All-Joe.

2012 – Started all 16 games at LCB for Steelers, who ranked first in NFL in opponent net yards per game and pass defense, and led the NFL with 28 pass breakups. Finished fourth on team with 78 tackles (63 solo) while also adding a forced fumble and two special teams stops…Part of a stellar defensive effort in 27-10 win vs. N.Y. Jets, Sept. 16, where Steelers surrendered only 219 total net yards, 129 through the air, as he added two solo tackles…Forced first career fumble when he tackled and stripped WR DeSean Jackson in 16-14 win vs. Philadelphia, Oct. 7, also contributing four stops (three solo) and one pass defensed…Set a career-high with four passes defensed at Tennessee, Oct. 11…As part of stellar defensive effort in a 24-17 win at Cincinnati, Oct. 21, when Steelers surrendered only 185 yards, including a season-low 105 through the air, finished with four solo tackles and two passes defensed…Recorded two solo stops and three passes defensed in standout defensive performance in 27-12 win vs. Washington, Oct. 28, when Steelers surrendered only 169 passing yards…Had two tackles (one solo) and three passes defensed as part of a dominant defense that allowed only 114 yards through the air in 24-20 win at N.Y. Giants, Nov. 4…Tied for team lead with 10 tackles (eight solo), helping a defense that limited Ravens to 200 total net yards vs. Baltimore, Nov. 18…Registered 10 stops again and a pass defensed, leading a secondary that limited the Browns to only 130 net passing yards at Cleveland, Nov. 25…Part of a secondary that held QB Joe Flacco to a passer rating of 61.9 and only 188 passing yards at Baltimore, Dec. 2…Led the Steelers with three passes defensed and also recorded seven tackles at Dallas, Dec. 16…Recorded six tackles and two passes defensed vs. Cincinnati, Dec. 23. **2011** – Played in all 16 games for first time, making first career start at Indianapolis, Sept. 25. Also saw action in the postseason contest. Finished with 31 tackles, an interception, five passes defensed and four special teams stops…Started at Indianapolis as a nickel corner, and posted five tackles as part of a defensive effort that held the Colts to 153 yards passing…Made eight tackles (five solo) vs. Houston, Oct. 2…Posted three tackles and a pass defensed vs. Tennessee, Oct. 9…Recorded four tackles as part of a defense that held Jaguars to 109 passing yards vs. Jacksonville, Oct. 16…Registered three stops as part of a defensive effort that held the Patriots to 198 yards passing vs. New England, Oct. 30…Recorded first career interception, picking off QB Tyler Palko at the Pittsburgh 14-yard line with 28 seconds left to seal Monday Night win at Kansas City, Nov. 27…Registered a special teams tackle in NFC Wild Card Playoff at Denver, 1/8/12. **2010** – Saw action on special teams and at CB in nine regular season games. Finished with eight stops and a forced fumble on special teams. Saw action at CB and on special teams for all three postseason contests, recording one special teams stop…Had two special teams tackles at Miami, Oct. 24…Made one special teams tackle vs. Oakland, Nov. 21…Saw action in both the secondary and on special teams and posted two tackles and forced a fumble on coverage units at Buffalo, Nov. 28…Finished with the first two defensive tackles and his first career pass defense at Cleveland, 1/2/11, in addition to a career-high three special teams stops as part of a defense that forced three turnovers…Had one special teams tackle in AFC Divisional Playoff game vs. Baltimore, 1/15/11. **2009** – Played in four games on special teams and made one tackle…Made NFL debut vs. Tennessee, Sept. 10…Recorded one special teams tackle at Kansas City, Nov. 22…Placed on Injured Reserve list with a back injury, Dec. 29.

COLLEGE – Played in 50 games with 48 starts at Oregon State and totaled 117 tackles (81 solo), one sack for a three-yard loss and five stops for losses of 20

yards…Forced one fumble and deflected 30 passes…Gained 72 yards on seven interceptions (10.3 avg.) including one touchdown…Was a four-time Academic All-Pac 10 honoree…As a senior in 2008, was an All-Pac 10 first-team and All-Pac 10 honorable mention choice as he started all 13 games at LCB, leading team with four interception returns for 29 yards, including a touchdown. Also recorded 35 tackles (27 solo) with a stop for a three-yard loss and deflected nine passes as part of a unit ranked second in Pac 10 in total defense (312.2 ypg.) and third in pass defense (180.9 ypg.)…As a junior in 2007, started 11 games at LCB and led team with three interception returns for 43 yards. Also added 15 tackles (12 solo) and deflected two passes…As sophomore in 2006, started 13 games at LCB and collected 22 tackles (17 solo) that included a sack for a three-yard loss and two stops for a loss. Finished second on team with eight passes defensed…As freshman in 2005, was All-American third-team selection by *College Football News*, taking over LCB with 11 starts and recording 45 tackles (25 solos), two stops for a loss, a forced fumble, and a career-high and team-best 11 passes defensed…Redshirted in 2004…Received a bachelor's degree in exercise and sport science.

PERSONAL – Attended O. Perry Walker (New Orleans) HS…Both a high school and Steelers teammate of Dolphins WR Mike Wallace…Rated as one of the top 100 cornerback prospects in the country by *Rivals.com*…First-team All-Metro and All-League choice as a senior…Made 75 tackles with four sacks and seven interceptions and returned five punts for 180 yards and five kickoffs for 150 yards…Posted 71 tackles with two interceptions as a junior and recorded 54 tackles as a sophomore…Graduated with academic honors, attaining a 3.27 grade point average.

KEENAN LEWIS

				TACKLES					INTERCEPTIONS					FUMBLES		
Year	Team	GP	GS	Tot	Solo	Asst	Sk	Yds	No	Yds	Lg	TD	PD	FF	FR	Yds
2009	Pittsburgh	4	0	0	0	0	0.0	0.0	0	0	0	0	0	0	0	0
2010	Pittsburgh	9	0	2	2	0	0.0	0.0	0	0	0	0	1	0	0	0
2011	Pittsburgh	16	1	31	29	2	0.0	0.0	1	9	9	0	5	0	0	0
2012	Pittsburgh	16	16	78	63	15	0.0	0.0	0	0	0	0	28	1	0	0
NFL totals		**45**	**17**	**111**	**94**	**17**	**0.0**	**0.0**	**1**	**9**	**9**	**0**	**34**	**1**	**0**	**0**

ADDITIONAL STATISTICS: Special Teams Tackles — (2009, 1); (2010, 8); (2011, 4); (2012, 2) **Total: 15; Special Teams Forced Fumbles —** (2010, 1)

CAREER HIGHS: Tackles — 10 (2x), last at Cleveland (11/25/12); **Solo Tackles —** 9, vs. Cleveland (11/25/12); **Interceptions —** 1, at Kansas City (11/27/11); **Longest Interception —** 9, at Kansas City (11/27/12); **Passes Defensed —** 4, at Tennessee (10/11/12); **Forced Fumbles —** 1, vs. Philadelphia (11/5/12); **Fumble Recoveries —** 0; **Special Teams Tackles —** 3, at Cleveland (1/3/11); **Special Teams Forced Fumbles —** 1, at Buffalo (11/28/10); **Special Teams Fumble Recoveries —** 0.

POSTSEASON

				TACKLES					INTERCEPTIONS					FUMBLES		
Year	Team	GP	GS	Tot	Solo	Asst	Sk	Yds	No	Yds	Lg	TD	PD	FF	FR	Yds
2010	Pittsburgh	3	0	0	0	0	0.0	0.0	0	0	0	0	0	0	0	0
2011	Pittsburgh	1	0	0	0	0	0.0	0.0	0	0	0	0	0	0	0	0
NFL totals		**4**	**0**	**0**	**0**	**0**	**0.0**	**0.0**	**0**	**0**	**0**	**0**	**0**	**0**	**0**	**0**

ADDITIONAL POSTSEASON STATISTICS: Special Teams Tackles — (2010, 1); (2011, 1) **Total: 2**

POSTSEASON CAREER HIGHS: Tackles — 0; **Sacks —** 0; **Interceptions —** 0; **Int. Ret for TD —** 0; **Passes Defensed —** 0; **Forced Fumbles —** 0; **Fumble Recoveries —** 0; **Special Teams Tackles —** 1 (2x), last at Denver (1/8/12).



Curtis LOFTON

50
LB

HEIGHT: 6-0 WEIGHT: 241
COLLEGE: OKLAHOMA
JOINED SAINTS: UFA-12 (ATL)
NFL EXPERIENCE: 6
BORN: 6/2/86

NFL CAREER – In just his first year with the Saints, the former Oklahoma standout helped man the middle of the defense while leading the team in tackles and starting all 16 games. Originally a second round (37th overall) selection by the Atlanta Falcons in the 2008 NFL Draft, the versatile linebacker has started 79 of the 80 games he has appeared in and has totaled 734 tackles (481 solo), five sacks, three interceptions, nine forced fumbles, three fumble recoveries and 25 passes defensed. Lofton totaled double-digit tackle numbers seven times in his first campaign with the Black and Gold on his way to posting the highest tackle total for a Saints defender since 1997.

CAREER TRANSACTIONS – Agreed to terms on a five-year contract with the Saints (UFA-ATL), 3/24/12; Signed to a four-year contract by the Falcons, 7/25/08; Selected by the Atlanta Falcons in the second round (37th overall) of the 2008 NFL Draft.

HONORS – **2011:** NFC Defensive Player of the Week (Week 17); **2008:** *Pro Football Weekly*/PFWA All-Rookie; *The Sporting News* All-Rookie.

2012 – Started all 16 games at MLB in his first season in New Orleans, while posting double-digit tackle totals seven times. Recorded 157 tackles (94 solo), one sack, 10 passes defensed, two forced fumbles and a career-high two fumble recoveries…Registered eight stops (five solo) in his Saints debut vs. Washington, Sept. 9…Tied for the team lead with 13 tackles (eight solo) at Carolina, Sept. 16…Registered a season-high and team-leading 14 tackles (10 solo) and tied a career-high with two passes defensed vs. Kansas City, Sept. 23…Posted double-digit stops, 13 (nine solo), for the third consecutive contest while leading the team at Green Bay, Sept. 30…Recorded nine tackles (eight solo) and a sack of Philip Rivers for a loss of 12 yards vs. San Diego, Oct. 7…Led defense with 12 tackles (seven solo) while also adding a pass defensed and a fumble recovery at Denver, Oct. 28…Posted eight stops (six solo) and forced a fumble vs. Philadelphia, Nov. 5…Totaled team-leading nine tackles (four solo) vs. San Francisco, Nov. 25…Led team with 12 tackles (six solo) including one stop for a loss and a pass defensed at Atlanta, Nov. 29…Ranked first on team with 12 stops (seven solo) at N.Y. Giants, Dec. 9…Tied for team lead with eight tackles (five solo), adding a pass defensed and making a key play to get New Orleans the ball back at the Cowboys five-yard line when he forced DeMarco Murray to fumble and picked it up, setting up a quick touchdown, at Dallas, Dec. 23…Finished second on team with seven tackles (three solo) and added a pass defensed vs. Carolina, Dec. 30. **2011** – Started

all 16 games at MLB, posting a career-high 167 tackles (101 solo) in addition to a sack, two interceptions, one returned for a touchdown, a forced fumble, a fumble recovery and seven passes defensed…Anchored one of league's top run defenses as the Falcons finished ranked sixth in the NFL (97.0 yards per game)…Recorded double-digit stop totals 10 times…Started at MLB in NFC Wild Card Playoff at N.Y. Giants, 1/8/12, and tied for team lead with 12 tackles…Registered 13 tackles (eight solo), including a stop for a loss, at Chicago, Sept. 11…Contributed a team-high 11 tackles (nine solo) and two passes defensed vs. Philadelphia, Sept. 18…Finished with 13 tackles (eight solo) with a stop for a loss at Tampa Bay, Sept. 25…Picked off Tavaris Jackson for his second career interception at Seattle, Oct. 2, in addition to nine tackles (four solo)…Made 12 tackles (four solo) vs. Green

2012 GAME BY GAME

							DEFENSE						
Date	Opp.	GP	ST	SOLO	AST	TOT	SACK	YDS	INT	YDS	PD	FF	FR
9/9	WAS	X	X	5	3	8	0	0	0	0	0	0	0
9/16	@CAR	X	X	8	5	13	0	0	0	0	0	0	0
9/23	KC	X	X	10	4	14	0	0	0	0	2	0	0
9/30	@GB	X	X	9	4	13	0	0	0	0	0	0	0
10/7	SD	X	X	8	1	9	1	12	0	0	0	0	0
10/21	@TB	X	X	4	5	9	0	0	0	0	0	0	0
10/28	@DEN	X	X	7	5	12	0	0	0	0	1	0	1
11/5	PHI	X	X	6	2	8	0	0	0	0	0	1	0
11/11	ATL	X	X	6	4	10	0	0	0	0	1	0	0
11/18	@OAK	X	X	3	2	5	0	0	0	0	2	0	0
11/25	SF	X	X	4	5	9	0	0	0	0	0	0	0
11/29	@ATL	X	X	6	6	12	0	0	0	0	1	0	0
12/9	@NYG	X	X	7	5	12	0	0	0	0	0	0	0
12/16	TB	X	X	3	5	8	0	0	0	0	1	0	0
12/23	@DAL	X	X	5	3	8	0	0	0	0	1	1	1
12/30	CAR	X	X	3	4	7	0	0	0	0	1	0	0
2012 Season		16	16	94	63	157	1	12	0	0	10	2	2

Bay, Oct. 9…Posted nine tackles (six solo) and a pass defensed vs. Carolina, Oct. 16…Recorded 11 tackles (eight solo) at Detroit, Oct. 23…Posted 12 tackles and forced Delone Carter to fumble on the Colts' second play from scrimmage at Indianapolis, Nov. 6…Made 10 tackles (six solo), including one stop for a loss vs. New Orleans, Nov. 13…Recorded a season-high 14 tackles (11 solo) and first sack of 2011 at Houston, Dec. 4…Registered eight tackles (six solo) and first-career fumble recovery vs. Jacksonville, Dec. 15…Made nine tackles (three solo), one for a loss, vs. New Orleans, Dec. 26…Led defense with 14 stops (eight solo), tying his season-high, and returned an interception 26 yards for his first-career touchdown vs. Tampa Bay, 1/1/12, as he was named NFC Defensive Player of the Week for the first time in career. **2010** – Started all 16 games at MLB and finished with 142 tackles (101 solo), two sacks, three forced fumbles, an interception and three passes defensed as he led team in stops and forced fumbles…Registered double-digit tackles seven times…Tallied 12 tackles (10 solo) and a sack for a nine-yard loss at Pittsburgh, Sept. 12…Registered nine tackles (eight solo), a second quarter sack of Alex Smith, an interception and a pass defensed vs. San Francisco, Oct. 3…Recorded season-high 17 tackles (12 solo) at Philadelphia, Oct. 17…Logged nine tackles (six solo), a career-high two forced fumbles and a pass defensed vs. Cincinnati, Oct. 24…Notched 11 tackles (eight solo) vs. Baltimore,

50 CurtisLOFTON LB (cont.)

Nov. 11…Posted 11 tackles (nine solo) at St. Louis, Nov. 21…Registered six tackles, one pass defensed and forced Aaron Rodgers to fumble, which was recovered by Atlanta in the end zone, vs. Green Bay, Nov. 28…Finished with 10 tackles (seven solo) at Tampa Bay, Dec. 5…Notched 11 tackles (nine solo) vs. New Orleans, Dec. 27. **2009** – Started all 16 games at MLB and posted a team-high 160 tackles (118 solo), two passes defensed and two forced fumbles…Recorded 13 tackles and one forced fumble in opener vs. Miami, Sept. 13…Registered career-high 19 tackles (13 solo) at New England, Sept. 27…Collared 11 tackles, one stop for a loss and one forced fumble against Chicago, Oct. 18…Finished with a team-high 15 tackles at the N.Y. Giants, Nov. 22, which included 14 solo stops. **2008** – Appeared in all 16 games with 15 starts at MLB as a rookie and finished with 108 tackles, one sack, one forced fumble, three passes defensed and seven special teams stops…Ranked second in the NFL for tackles among all rookies…Earned NFL All-Rookie honors from both *The Sporting News* and *Pro Football Weekly*…Had 11 tackles (eight solo) vs. Chicago, Oct. 12…Tallied two tackles, one forced fumble and his first career sack when he took down Donovan McNabb for a loss of seven yards at Philadelphia, Oct. 26…Notched a team-high seven tackles at Oakland, Nov. 2, for a defense that did not allow a first down in the first half and allowed a franchise-low three in the entire game…Posted six tackles (five solo) in NFC Wild Card Playoff game at Arizona, 1/3/09.

COLLEGE – Appeared in 38 games with 19 starts as a three-year letterman at Oklahoma from 2004-07…Finished his college career with 197 tackles, 16 stops for a loss, one sack, three interceptions, four forced fumbles, two fumble recoveries and two passes defensed…As a junior, earned *FWAA*, *Sports Illustrated*, and *The Sporting News* first-team All-American honors in addition to *Associated Press* second team All-America as a senior when he recorded 157 tackles, tied for the seventh-best season total in school history and the most by a Sooner since 1979…Also named *Associated Press* Big 12 Defensive Player of the Year in 2007 while garnering All-Big 12 first-team accolades by conference coaches and the *AP*.

PERSONAL – Attended Kingfisher (Okla.) HS, where he was a three-year letterman at LB and FB…Led the team with 168 tackles as senior and finished career with 505 total stops…2004 *Parade* first-team All-American…Led team to 3A State Championship in 2003 and semifinals in 2004…Garnered All-State honors by *The Oklahoman* and first-team Coaches All-State in 2004…Also competed on the basketball and track teams…A recent inductee into the Kingfisher High School Hall of Fame…One of the most active Saints players in community, participated in club's Play 60 Hometown Huddle event and is also a regular visitor of patients at Ochsner Medical Center…Recently appeared with several other players at the inaugural "First Down Divas" women's clinic to raise funds for Tulane Safety Devon Walker…Born June 2, 1986.

CURTIS LOFTON

				TACKLES					INTERCEPTIONS					FUMBLES		
Year	Team	GP	GS	Tot	Solo	Asst	Sk	Yds	No	Yds	Lg	TD	PD	FF	FR	Yds
2008	Atlanta	16	15	108	67	41	1.0	7.0	0	0	0	0	3	1	0	0
2009	Atlanta	16	16	160	118	42	0.0	0.0	0	0	0	0	2	2	0	0
2010	Atlanta	16	16	142	101	41	2.0	16.0	1	2	2	0	3	3	0	0
2011	Atlanta	16	16	167	101	56	1.0	8.0	2	30	26t	1	7	1	1	0
2012	New Orleans	16	16	157	94	63	1.0	12.0	0	0	0	0	10	2	2	0
NFL Totals		**80**	**79**	**734**	**481**	**253**	**5.0**	**43.0**	**3**	**32**	**26t**	**1**	**25**	**9**	**3**	**0**
Saints Totals		**16**	**16**	**157**	**94**	**63**	**1.0**	**12.0**	**0**	**0**	**0**	**0**	**10**	**2**	**2**	**0**

ADDITIONAL STATISTICS: Special Teams Tackles — (2008, 7) **Total: 7.**

CAREER HIGHS: Tackles — 19, at New England (9/27/09); **Sacks —** 1 (5x), last vs. San Diego (10/7/12); **Interceptions —** 1 (3x), last vs.Tampa Bay (1/1/12); **Interception Returns for TD —** 1, last vs. Tampa Bay (1/1/12); **Passes Defensed —** 2 (3x), last at Oakland (11/18/12); **Forced Fumbles —** 2, vs. Cincinnati (10/24/10); **Fumble Recoveries —** 1 (3x), last at Dallast (12/23/12).

POSTSEASON

				TACKLES					INTERCEPTIONS					FUMBLES		
Year	Team	GP	GS	Tot	Solo	Asst	Sk	Yds	No	Yds	Lg	TD	PD	FF	FR	Yds
2008	Atlanta	1	0	6	5	1	0.0	0.0	0	0	0	0	0	0	0	0
2010	Atlanta	1	1	9	5	4	0.0	0.0	0	0	0	0	0	0	0	0
2011	Atlanta	1	1	12	9	3	0.0	0.0	0	0	0	0	0	0	0	0
NFL Totals		**3**	**2**	**27**	**19**	**8**	**0.0**	**0.0**	**0**	**0**	**0**	**0**	**0**	**0**	**0**	**0**

POSTSEASON CAREER HIGHS: Tackles — 12, at New York Giants (1/8/12); **Sacks —** 0; **Interceptions —** 0; **Passes Defensed —** 0; **Forced Fumbles —** 0; **Fumble Recoveries —** 0; **Special Teams Tackles —** 0.



Luke McCOWN

7
QB

HEIGHT: **6-4** WEIGHT: **217**
COLLEGE: **LOUISIANA TECH**
JOINED SAINTS: **UFA-13 (ATL)**
NFL EXPERIENCE: **10**
BORN: **7/12/81**

NFL CAREER – Entering his 10th NFL season, McCown returns to New Orleans where he spent training camp in 2012 before eventually serving as a backup with the Atlanta Falcons. Originally a fourth round selection (106th overall) in the 2004 NFL Draft by the Cleveland Browns, the former Louisiana Tech standout has played in 22 career games with nine starts with the Browns, the Tampa Bay Buccaneers, the Jacksonville Jaguars and the Falcons. He has completed 184-of-316 passes for 2,035 yards with nine touchdowns and a 68.5 passer rating.

CAREER TRANSACTIONS – Agreed to terms with Saints on a one-year contract (UFA-ATL), 4/1/13; Signed by Atlanta Falcons to a one-year contract, 8/28/12; Released by Saints, 8/27/12; Signed a one-year contract with the Saints, 6/7/12; Re-signed by Jaguars to a one-year contract, 2/28/11; Placed on Injured Reserve by Jaguars, 9/21/10; Traded to Jacksonville Jaguars by the Buccaneers, 9/6/09; Re-signed by Buccaneers, 2/9/09; Activated from the Physically

7 LukeMcCOWN QB (cont.)

Unable to Perform list by Buccaneers, 11/3/06; Placed on the Physically Unable to Perform list by Buccaneers, 8/29/06; Traded to Tampa Bay Buccaneers by Browns, 4/24/05; Signed to a five-year contract by Browns, 7/29/04; Selected in the fourth round (106th overall) of the 2004 NFL Draft by the Cleveland Browns.

2012 – Appeared in two games for Atlanta after joining the team at conclusion of training camp, which he spent with New Orleans. Served as backup to Matt Ryan…Appeared in relief of Ryan at San Diego, Sept. 23, and vs. N.Y. Giants, Dec. 16. **2011** – Appeared in four games with two starts for the Jaguars, completing 30-of-56 passes for 296 yards with four interceptions in addition to rushing seven times for 23 yards…Started the season opener and completed 17 passes on 24 attempts for 175 yards, also rushing five times for 10 yards vs. Tennessee, Sept. 11…Appeared in relief of QB Blaine Gabbert and completed seven-of-11 passes for 62 yards vs. Houston, Nov. 27. **2010** – Played in one contest, completing 11-of-19 passes for 120 yards in addition to one rush for four yards at San Diego, Sept. 19. **2009** – Appeared in three games and completed one-of-three passes for two yards for Jacksonville. **2008** – Saw action in two contests for the Buccaneers and attempted one pass. **2007** – Appeared in five games with three starts, completing 94-of-139 passes for 1,009 yards with five touchdowns and three interceptions for a 91.7 passer rating on the season…Started and completed 29-of-37 passes for 313 yards with two touchdowns at New Orleans, Dec. 2…Threw for 266 yards, completing 25 passes on 38 attempts at Houston, Dec. 9…Despite not starting, completed 18-of-32 passes for 185 yards and a touchdown at San Francisco, Dec. 23…Started and completed 21-of-28 passes for 236 yards with two touchdowns vs. Carolina, Dec. 30. **2006** – Began the season on the Physically Unable to Perform list with a partially torn ACL suffered during the offseason and did not see any action. **2005** – Inactive for the first ten weeks of the season and dressed but did not play the remainder of the year. **2004** – Started four of the five games he appeared in for the Browns, completing 48-of-98 passes for 608 yards with four touchdowns and seven interceptions…Completed 20-of-34 passes for 277 yards with two touchdowns and two interceptions vs. New England, Dec. 5…Completed 11-of-27 passes for 108 yards vs. San Diego, Dec. 19…At Miami, Dec. 26, completed nine-of-16 passes for 161 yards with a touchdown and two interceptions.

COLLEGE – Appeared in 44 games with 43 starts at Louisiana Tech…Set school career records for completions (1,088), attempts (1,827) and passing yards (12,994)…Threw 88 touchdowns, the eighth-most in Division I history at the time he departed…As a senior, completed 246-of-432 passes for 3,246 yards with 19 touchdowns…Completed 296-of-505 passes for 3,539 yards with 19 touchdowns as a junior…Threw for 3,655 yards with 29 touchdowns as a sophomore, completing 302-of-521 passes…As a freshman, completed 244-of-369 passes for 2,544 yards with 21 touchdowns.

PERSONAL – Attended Jacksonville (Texas) HS…Older brothers Randy and Josh both played quarterback. Randy was a starting quarterback for Texas A&M from 1997-99 and Josh played at SMU and Sam Houston State and was a third-round pick by the Arizona Cardinals in 2002, who has played for Arizona, Detroit, Oakland, Miami, Carolina, San Francisco and Chicago.

LUKE McCOWN

PASSING

Year	Team	GP	GS	Att	Cmp	Pct	Yds	Yds/Att	TD	Int	Lg	Sk	Lst	Rating
2004	Cleveland	5	4	98	48	49.0	608	6.2	4	7	58t	12	122	52.6
2005	Tampa Bay	0	0	0	0	0.0	0	0.0	0	0	0	0	0	0.0
2006	Tampa Bay	0	0	0	0	0.0	0	0.0	0	0	0	0	0	0.0
2007	Tampa Bay	5	3	139	94	67.6	1,009	7.3	5	3	60	15	104	91.7
2008	Tampa Bay	2	0	1	0	0.0	0	0.0	0	0	0	0	0	39.6
2009	Jacksonville	3	0	3	1	33.3	2	0.7	0	0	2	2	7	42.4
2010	Jacksonville	1	0	19	11	57.9	120	6.3	0	0	25	0	0	76.6
2011	Jacksonville	4	2	56	30	53.6	296	5.3	0	4	26	4	38	39.0
2012	Atlanta	2	0	0	0	0.0	0	0.0	0	0	0	0	0	0.0
NFL Totals		**22**	**9**	**316**	**184**	**58.2**	**2,035**	**6.4**	**9**	**14**	**60**	**33**	**271**	**68.5**

RUSHING

Year	Team	Att	Yds	Avg	Lg	TD
2004	Cleveland	6	25	4.2	11	0
2005	Tampa Bay	0	0	0.0	0	0
2006	Tampa Bay	0	0	0.0	0	0
2007	Tampa bay	12	117	9.8	31	0
2008	Tampa Bay	3	15	5.0	12	0
2009	Jacksonville	0	0	0.0	0	0
2010	Jacksonville	1	4	4.0	4	0
2011	Jacksonville	7	23	3.3	9	0
2012	Atlanta	2	-3	-1.5	-1	0
NFL Totals		**31**	**181**	**5.8**	**31**	**0**

CAREER HIGHS: Attempts — 38, at Houston (12/9/07); **Completions —** 29, at New Orleans (12/2/07); **Completion Pct. —** 100.0 (1 for 1), at Seattle (10/11/09); **Passing Yards —** 313, at New Orleans (12/2/07); **Long Pass —** 60, at New Orleans (12/2/07); **Interceptions —** 4, at N.Y. Jets (9/18/11); **Passing TDs —** 2 (3x), last vs. Carolina (12/30/07); **Passer Rating —** 108.7, at New Orleans (12/2/07); **Rushes —** 5 (2x), last vs. Tennessee (9/11/11); **Rushing Yards —** 47, vs. Carolina (12/30/07); **Long Rush —** 31, vs. Carolina (12/30/07); **Rushing TDs —** 0.



16 WR

Lance MOORE

HEIGHT: 5-9 WEIGHT: 190
COLLEGE: TOLEDO
JOINED SAINTS: FA-05
NFL EXPERIENCE: 8
BORN: 8/31/83

NFL CAREER – A proven veteran, the crafty Moore plays a prominent role in the Saints' wideout rotation. A study in perseverance, his career took flight in 2007 after spending the majority of his first two seasons on the practice squad. Moore's also served as a punt returner and kick returner. For his career, the versatile performer has 309 receptions for 3,824 yards (12.3 avg.) and 36 touchdowns, which ranks fifth in club record books, in addition to two carries for seven yards and another score. Moore has brought back 18 kickoffs for 354 yards (19.7 avg.) and 45 punts for 387 yards (8.6 avg.). In 2012, the University of Toledo product finished ranked first on the Saints in yards per catch with 65 receptions for a career-high 1,041 yards (16.0 avg.) and six touchdowns while appearing in 15 games.

CAREER TRANSACTIONS – Agreed to terms, 7/29/11; Re-signed to a one-year contract (RFA), 6/19/10; Re-signed to one-year contract

(RFA), 4/22/09; Signed to reserve/future contract, 1/26/07; Signed to practice squad, 10/30/06; Waived, 10/29/06; Allocated to the Berlin Thunder of NFL Europe, 1/27/06; Signed to active roster, 1/3/06; Signed to practice squad, 12/15/05; Waived, 12/12/05; Signed to active roster, 11/16/05; Signed by Saints to practice squad, 9/26/05; Waived by Cleveland Browns, 8/29/05; Signed by Cleveland as undrafted free agent, 4/29/05.

HONORS – **2012:** *USA Today* All-Joe; Saints Man of the Year (Club nominee for Walter Payton Man of the Year).

2012 – Played in 15 games with seven starts, posting 65 receptions for a career-high 1,041 yards and six touchdowns. Eclipsed 120-yard mark four times and finished ranked first on the team in yards per catch (16.0 avg.). Combined with Marques Colston to give the Saints only the second pair of wideouts in team history with 1,000 yard seasons. Yardage total ranked 11th in the NFC and 19th in the NFL…Tied for a team-high with six receptions for club-leading 120 yards (20.0 avg.), including a 33-yard touchdown in season opener vs. Washington, Sept. 9…Recorded four receptions for team-high 70 yards (17.5 avg.) with one touchdown vs. Kansas City, Sept. 23…Inactive (hamstring) vs. San Diego, Oct. 7…Led team and tied career-high with nine catches for 121 yards at Tampa Bay, Oct. 21…Hauled in seven passes for 91 yards vs. Atlanta, Nov. 11…Caught two passes for 53 yards (26.5 avg.), tying a career-high with two touchdowns, including a 38-yard score before halftime, at Oakland, Nov. 18…Posted three receptions for 61 yards (20.3 avg.) with season-long 43-yard catch vs. San Francisco, Nov. 25…Recorded seven catches for a season-high 123 yards (17.6 avg.) at Atlanta, Nov. 29…Totaled four catches for 42 yards and a seven-yard touchdown vs. Tampa Bay, Dec. 16…Caught four passes for 30 yards and a touchdown at Dallas, Dec. 23…Hauled in four receptions for 121 yards in the season finale to eclipse the 1,000 yard mark for the first time in his career vs. Carolina, Dec. 30.
2011 – Started seven of 14 appearances and finished with 52 receptions for 627 yards (12.1 avg.) and eight touchdowns…Missed the opener (groin) at Green Bay, Sept. 8…Caught career-high nine passes for 88 yards with a touchdown vs. Houston, Sept. 25. Added a two-point conversion late in the game that helped the Saints hold off Texans in a high-scoring matchup…Led all receivers with seven catches for 74 yards and one touchdown at St. Louis, Oct. 30…Hauled in a three-yard touchdown on a fade route that gave the Saints an early 7-0 lead vs. Tampa Bay, Nov. 6…Made five catches for 54 yards and recorded first two-TD performance of 2011 vs. the N.Y. Giants, Nov. 28…Caught a 20-yard touchdown late in first half vs. Detroit, Dec. 4…Recorded second two-touchdown game of season with five receptions for 91 yards at Minnesota, Dec. 18…Caught two passes for 53 yards before having to leave with a hamstring injury that would cause him to miss the rest of the season vs. Atlanta, Dec. 26. **2010** – Appeared in all 16 games with one start and finished second on club in catches and yardage with 66 receptions for 763 yards. Team-best eight receiving touchdowns ranked ninth in the NFC and tied for 18th in the NFL. Club-high 21 third down grabs tied for eighth in the conference and 13th in the league. Returned 11 punts for 112 yards (10.2 avg.). Had at least five catches in ten contests…In NFC Wild Card Playoff game at Seattle, 1/8/11, caught four passes for 49 yards and returned two punts for

11 yards…In NFL kickoff contest vs. Minnesota, Sept. 9, collected three receptions for 23 yards, one which moved the chains for a first down on New Orleans' first drive, ending in a TD…Enjoyed a career day vs. Atlanta, Sept. 26, finishing with six catches for a career-high 149 yards with two TD grabs, including a career-long first quarter 80-yard scoring reception. Returned a punt 72 yards to set up New Orleans' first TD, to finish with a career-best 221 all-purpose yards…Finished with four grabs for 37 yards vs. Carolina, Oct. 3, including the Saints' only TD on a four-yard catch…Caught two passes for 57 yards, including a first quarter 41-yard TD catch to give the Saints the early lead at Tampa Bay, Oct. 17…Hauled in season-best and team-high seven catches for 54 yards, including a fourth quarter eight-yard TD grab to increase New Orleans' lead to 20-10 with

2012 GAME BY GAME

				RECEIVING				
Date	Opp.	GP	ST	REC	YDS	AVG	LG	TD
9/9	WAS	X	X	6	120	20.0	33t	1
9/16	@CAR	X	X	2	30	15.0	17	0
9/23	KC	X	X	4	70	17.5	34	1
9/30	@GB	X		7	67	9.6	19	0
10/7	SD				Inactive			
10/21	@TB	X		9	121	13.4	35	0
10/28	@DEN	X	X	3	25	8.3	12	0
11/5	PHI	X		2	61	30.5	38	0
11/11	ATL	X	X	7	91	13.0	29	0
11/18	@OAK	X		2	53	26.5	38t	2
11/25	SF	X		3	61	20.3	43	0
11/29	@ATL	X		7	123	17.6	32	0
12/9	@NYG	X		1	26	26.0	26	0
12/16	TB	X	X	4	42	10.5	16	1
12/23	@DAL	X		4	30	7.5	11	1
12/30	CAR	X	X	4	121	30.3	51	0
2012 Season		15	7	65	1,041	16.0	51	6

2:37 left vs. Pittsburgh, Oct. 31…Caught six passes for team-leading 77 yards at Carolina, Nov. 7, including a second quarter, game-long 36-yard grab…On Thanksgiving at Dallas, Nov. 25, pulled in five receptions for 39 yards and scored on a 12-yard TD grab with 1:55 left to put the Saints ahead 30-27…Caught five passes for a game-high 70 yards, including a third quarter 31-yard TD grab, vs. St. Louis, Dec. 12…Caught two passes for 26 yards and scored on an acrobatic 15-yard TD in the back of the end zone off a tipped pass, where he managed to land with both feet inbounds to tie the score 24-24 at Baltimore, Dec. 19. **2009** – Appeared in seven regular season games in a campaign interrupted by hamstring and ankle injuries. Recorded 14 receptions for 153 yards and two touchdowns. In the postseason, played in all three games with one start and had five receptions for 32 yards and caught a two-point conversion…Caught two passes for 38 yards in season opener vs. Detroit, Sept. 13…Inactive at Buffalo, Sept. 27 due to hamstring injury suffered at Philadelphia, Sept. 20…Caught one pass for one yard in return vs. N.Y. Jets, Oct. 4…Had most productive day of the season with six receptions for 78 yards and a TD vs. N.Y. Giants, Oct. 18…Made two receptions for 18 yards at Miami, Oct. 25…Caught two passes for 11 yards vs. Atlanta, Nov. 2, but a sprained ankle caused him to miss the next six games…Returned to action as a reserve vs. Dallas, Dec. 19, and collected a seven-yard TD reception…Started in three-receiver set in NFC Championship and had a five-yard reception…In

Super Bowl XLIV, held onto a two-point conversion attempt in fourth quarter to extend New Orleans' lead to 24-17 while also recording two receptions for 21 yards. **2008** – Played in 16 games with six starts and became club's most consistent target over course of season. Registered only three catches for 24 yards in first two contests, then caught fire over last 14, finishing with team-high 79 catches for 928 yards (11.7 avg.) and 10 touchdowns. Set what was then the club record with a scoring grab in five-straight contests (10/26-11/30) and posted three multi-touchdown games. Consistent performer recorded at least five catches in 10 of the last 14 games…Following a seven-catch, 78-yard day at Denver, Sept. 21, hauled in seven receptions for 101 yards and two TDs vs. San Francisco the following week…Tallied 97 yards on seven grabs vs. Oakland, Oct. 12…Started

UNDRAFTED AND UNDERRATED

Moore, undrafted in 2005 out of Toledo, has proven to be one of the most prolific undrafted players in the NFL.

2012 UNDRAFTED RECEIVING YARDAGE LEADERS

	Player	Rec.	Yds.	Avg.	TD
1.	Wes Welker, NE	118	1,354	11.5	9
2.	Victor Cruz, NYG	86	1,092	12.7	10
3.	**Lance Moore, NO**	**65**	**1,041**	**16.0**	**11**

NFL LEADING UNDRAFTED RECEIVERS (2005-12)

	Player, Year	Rec.	Yds.	Avg.	TD
1.	Wes Welker, SD, Mia., NE	768	8,580	11.2	38
2.	Antonio Gates, SD	537	6,968	13.0	68
3.	Davone Bess, Mia.	321	3,447	10.7	12
4.	Nate Washington, Pit., Ten.	313	4,730	15.1	35
5.	**Lance Moore, NO**	**309**	**3,824**	**12.4**	**36**

SAINTS LEADING RECEIVERS AMONG UNDRAFTED NFL PLAYERS (WHILE WITH SAINTS)

	Player, Year	Rec.	Yds.	Avg.	TD
1.	**Lance Moore, 2005-**	**309**	**3,824**	**12.4**	**36**
2.	Pierre Thomas, 2007-	205	1,717	8.4	8
3.	Aaron Stecker, 2004-08	128	908	7.1	1

five-game touchdown streak vs. San Diego, Oct. 26, hauling in six catches for 90 yards and a TD, and would reach end zone in the next four games…Posted back-to-back 100-yard performances, including a season-high eight catches for 102 yards at Kansas City, Nov. 17, and five grabs for 115 yards vs. Green Bay, Nov. 24, with a first quarter 70-yard catch-and-run for a TD that tied the score at 7-7…Closed out season with eight receptions for 91 yards and two fourth-quarter TDs vs. Carolina, Dec. 28. **2007** – Played in all 16 games for first time, including his first four starts…Had 32 catches to rank sixth on team for 302 yards (9.4 avg.), and two touchdowns…Led club with 20 punt returns for 185 yards with a long of 48 and a 9.8 avg. ranking 11th in the NFL…Hauled in six catches for 54 yards – both season-highs, vs. Tennessee, Sept. 24…Had three more grabs for 35 yards at Seattle, Oct. 14. Added seven-yard TD on his first career rush for his first NFL touchdown, the initial start of his career…Oct. 21, vs. Atlanta, had a 48-yard

punt return…Hauled in three passes for 26 yards vs. Jacksonville, Nov. 4, including his first career TD reception, an eight-yard grab that gave the Saints the lead. **2006** – Played on special teams and at WR at Green Bay, Sept. 17, and returned two punts for 28 yards, including a 25-yard runback…Waived Oct. 29, and re-signed to practice squad following day, where he remained for rest of season. **2005** – Signed from practice squad to active roster, Nov. 16…Inactive for three games before being waived and re-signed to practice squad…Originally went to training camp with Cleveland before being waived and signed by the Saints to the practice squad, Sept. 26.

COLLEGE – Finished career with 4,146 all-purpose yards at Toledo and set school records with 222 receptions for 2,776 yards and 25 touchdown grabs in 50 contests from 2001-04…Also gained 902 yards on 42 kickoff returns and 399 yards and two touchdowns on punt returns…Only player in Toledo record books to gain over 1,000 yards receiving twice and also set a school mark with 14 TD grabs as a senior…First-team All-Mid American Conference selection his final two seasons…Majored in business.

PERSONAL – Attended Westerville (Ohio) South HS…Set state high school records for receptions (103) and touchdown catches (24) as a senior…Younger brother, Nick, was also a standout wideout at Toledo who currently plays for the Canadian Football League's British Columbia Lions and has spent time on rosters of the Minnesota Vikings, New England Patriots and St. Louis Rams…Inducted into the University of Toledo's Athletic Hall of Fame in 2011…In August 2012, teamed with his former teammate Darren Sharper to co-captain a celebrity softball game that benefitted with assistance and donations several local charities…Moore also has partnered with the United Way and several of his current and past Saints teammates to have several homes in New Orleans built for families in need…Lance Andrew Moore was born on August 31, 1983 in Columbus, Ohio.

LANCE MOORE

		RECEIVING							RUSHING				
Year	Team	GP	GS	No	Yds	Avg	Lg	TD	Att	Yds	Avg	Lg	TD
2006	New Orleans	4	0	1	10	10.0	10	0	0	0	0.0	0	0
2007	New Orleans	16	4	32	302	9.4	22	2	2	7	3.5	7t	1
2008	New Orleans	16	6	79	928	11.7	70t	10	0	0	0.0	0	0
2009	New Orleans	7	0	14	153	10.9	22	2	0	0	0.0	0	0
2010	New Orleans	16	1	66	763	11.6	80t	8	0	0	0.0	0	0
2011	New Orleans	14	7	52	627	12.1	47t	8	0	0	0.0	0	0
2012	New Orleans	15	7	65	1,041	16.0	51	6	0	0	0.0	0	0
NFL Totals		**88**	**25**	**309**	**3,824**	**12.4**	**80t**	**36**	**2**	**7**	**3.5**	**7t**	**1**

		KICKOFF RETURNS					PUNT RETURNS					
Year	Team	No	Yds	Avg	Lg	TD	No	FC	Yds	Avg	Lg	TD
2006	New Orleans	0	0	0.0	0	0	6	2	45	7.5	25	0
2007	New Orleans	17	318	18.7	32	0	20	15	185	9.3	48	0
2008	New Orleans	1	36	36.0	36	0	6	13	40	6.7	11	0
2009	New Orleans	0	0	0.0	0	0	1	2	0	0.0	0	0
2010	New Orleans	0	0	0.0	0	0	11	16	112	10.2	72	0
2011	New Orleans	0	0	0.0	0	0	0	0	0	0.0	0	0
2012	New Orleans	0	0	0.0	0	0	1	3	5	5.0	5	0
NFL Totals		**18**	**354**	**19.7**	**36**	**0**	**45**	**51**	**387**	**8.6**	**72**	**0**

LANCE MOORE

ADDITIONAL STATISTICS: Passing — 0-for-1 for 0 yards and 1 INT with a 0.0 passer rating in 2008; **Two-Point Conversions —** (2011, 2).

CAREER HIGHS: Receptions — 9 (2x), last at Tampa Bay (10/21/12); **Receiving Yards —** 149, vs. Atlanta (9/26/10); **Long Reception —** 80t, vs. Atlanta (9/26/10); **Receiving TDs —** 2 (7x), last at Oakland (11/18/12); **Rushes —** 1 (2x), last at Houston (11/18/07); **Rushing Yards —** 7, at Seattle (10/14/07); **Long Rush —** 7t, at Seattle (10/14/07); **Rushing TDs —** 1, at Seattle (10/14/07); **Kickoff Returns —** 5, vs. Tampa Bay (12/2/07); **Kickoff Return Yards —** 83, vs. Tampa Bay (12/2/07); **Long Kickoff Return —** 32, vs. Tampa Bay (12/2/07); **Kickoff Returned for TD —** 0; **Punt Returns —** 4, at San Francisco (10/28/07); **Punt Return Yards —** 72, vs. Atlanta (9/26/10); **Long Punt Return —** 72, vs. Atlanta (9/26/10); **Punt Returned for TD —** 0.

POSTSEASON

		RECEIVING							PUNT RETURNS					
Year	Team	GP	GS	No	Yds	Avg	Lg	TD	No	FC	Yds	Avg	Lg	TD
2009	New Orleans	3	1	5	32	6.4	21	0	0	0	0	0.0	0	0
2010	New Orleans	1	0	4	49	12.3	18	0	2	2	11	5.5	8	0
NFL Totals		**4**	**1**	**9**	**81**	**9.0**	**21**	**0**	**2**	**2**	**11**	**5.5**	**8**	**0**

ADDITIONAL POSTSEASON STATISTICS: Two-Point Conversions — (2009, 1) **Total: 1.**

POSTSEASON CAREER HIGHS: Receptions — 4, at Seattle (1/8/11); **Receiving Yards —** 49, at Seattle (1/8/11); **Long Reception —** 21, vs. Indianapolis (2/7/10); **Receiving TDs —** 0; **Punt Returns —** 2, at Seattle (1/8/11); **Punt Return Yards —** 11, at Seattle (1/8/11); **Long Punt Return —** 8, at Seattle (1/8/11); **Rushing TDs —** 0.



Joseph MORGAN

13
WR

HEIGHT: **6-1** WEIGHT: **184**
COLLEGE: **WALSH**
JOINED SAINTS: **FA-11**
NFL EXPERIENCE: **3**
BORN: **3/23/88**

NFL CAREER – In 2012, Morgan established himself as a dangerous deep threat in his first full season on the field after missing his rookie season with a knee injury. While appearing in 14 games with five starts, the former undrafted free agent from Walsh University in his hometown of Canton, Ohio hauled in 10 passes for 379 yards (37.9 avg.) and three touchdowns while serving in the wide receiver rotation. Morgan looks to help the offense remain one the league's top units while competing for more extensive playing time.

CAREER TRANSACTIONS – Placed on Injured Reserve, 9/3/11; Signed by Saints as an undrafted free agent, 7/27/11.

2012 – Appeared in 14 games with five starts at wide receiver and registered 10 receptions for 379 yards (37.9 avg.) and three touchdowns…Posted the first reception of his NFL career for a five-yard gain at Carolina, Sept. 16…Caught an 80-yard touchdown pass, earning his first score and longest reception, at Green Bay, Sept. 30…Recorded an acrobatic 48-yard touchdown reception at Tampa Bay, Oct. 21…Made first career start vs. Philadelphia, Nov. 5…Started and regis-

tered career-highs in receptions (two) and yards (106) at New York Giants, Dec. 9…Hauled in two passes for 61 yards and a touchdown vs. Tampa Bay, Dec. 16.

2011 – Prior to suffering a season-ending knee injury, Morgan had opened eyes in the preseason, recording two catches for 77 yards, including a 56-yard touchdown, while returning six punts for 107 yards (17.8 avg.), including a 78-yard return for a TD, as well as a 26-yard kickoff return.

COLLEGE – Played final two college seasons at Walsh University in hometown of Canton, Ohio after spending his first two campaigns at the University of Illinois and had 79 catches for 1,317 yards (16.7 avg.) with nine TDs…As a senior in 2010, had 41 receptions for 653 yards (15.9 avg.) with five TDs to lead team in all receiving categories…As a junior, had 38 catches for 664 yards with four TDs…Also competed in the long jump at Walsh…Caught four passes for 47 yards in two seasons at Illinois…Majored in liberal arts.

PERSONAL – Prepped at McKinley (Canton, Ohio) HS…Was among a contingent of Saints who visited Gretna Middle School in November, 2012, as part of the NFL's PLAY 60 Super School contest, speaking to students about the importance of good health and leading them in fitness activities…Joseph Christopher Morgan was born March 23, 1988 in Canton, Ohio.

JOSEPH MORGAN

				RECEIVING				
Year	Team	GP	GS	No	Yds	Avg	Lg	TD
2011	New Orleans			INJURED RESERVE				
2012	New Orleans	14	5	10	379	37.9	80t	3
NFL Totals		**14**	**5**	**10**	**379**	**37.9**	**80t**	**3**

ADDITIONAL STATISTICS: Rushing — 1 att., 1 yd., 1 long in 2012.

CAREER HIGHS: Receptions — 2 (2x), last vs. Tampa Bay (12/16/12); **Receiving Yards —** 106, at New York Giants (12/9/12); **Long Reception —** 80t, at Green Bay (9/30/12); **Receiving TDs —** 1 (3x), last vs. Tampa Bay (12/16/12).



6

P

Thomas MORSTEAD

HEIGHT: 6-4 WEIGHT: 235
COLLEGE: SOUTHERN METHODIST
JOINED SAINTS: D5-09
NFL EXPERIENCE: 5
BORN: 3/8/86

NFL CAREER – The club's fifth round draft choice in 2009 from SMU, Morstead has been a weapon in the field position game with his strong leg, outstanding placement abilities and booming kickoffs. In his four years, he has a gross average of 47.1 on 161 punts with a 40.3 net and 72 punts inside the 20-yard line, while also booming 150 kickoffs into the end zone for touchbacks. Morstead earned his

first Pro Bowl selection and *Associated Press* All-Pro honors in 2012 when he finished first in the NFC and second in the NFL in gross (50.1) and second in the conference and the league in net (43.2), both franchise records. The net average was the fourth-highest single-season total in NFL record books. Morstead was rewarded for his efforts prior to the 2012 regular season with a six-year contract extension.

CAREER TRANSACTIONS – Agreed to terms on a six-year contract extension, 7/26/12; Signed to a four-year contract, 7/30/09; Selected in the fifth round (164th overall) of 2009 NFL Draft.

HONORS – **2012:** Pro Bowl; *Associated Press* second-team All-Pro; *Sports Illustrated* and NFL.com All-Pro; **2011:** *USA Today* All-Joe; **2009:** NFC Special Teams Player of the Week (Week 11); NFC Special Teams Player of the Week (Week 17).

2012 – Posted a gross punting average of 50.1, which ranked first in the NFC and second in the NFL, and a net punting average of 43.2, which ranked second in both conference and league. Both totals were franchise records and his net was the fourth-highest single-season total in NFL record books. His 45 touchbacks on kickoffs tied for third in the NFC and sixth in the NFL. Added two special teams tackles. Selected to his first Pro Bowl…In opener vs. Washington, Sept. 9, averaged 55.6 gross on five punts, while posting a season-high 48.8 net average, also sending four kickoffs for touchbacks…Recorded a season-high 55.8 gross average, including a career-long 70-yard punt, vs. Kansas City, Sept. 23…Posted four punts for 205 yards (51.3 gross), including a 47.5 net average, two punts downed inside the 20-yard line and four touchbacks on kickoffs at Tampa Bay, Oct. 21…Dropped season-high four punts inside the 20-yard line at Denver, Oct. 28, on eight punts for a total of 413 yards (51.6 gross)…Booted a season-high six touchbacks on kickoffs vs. Atlanta, Nov. 11, while also posting 50.0 gross and 48.2 net punting averages. **2011** – Appeared in all 16 games, finishing with 46 punts for 2,224 yards with a then-franchise record 48.3 gross average (43.1 net), with 13 punts downed inside the 20-yard line. Net average was then ranked third in NFL single-season record books (now fifth). Finished ranked second in the NFC and fourth in the NFL in gross average and second in both the conference and the league in net. Set an NFL record with 68 touchbacks on kickoffs. Appeared in both playoff games and punted five times for 227 yards (45.4 gross, 43.6 net), dropping two inside the 20-yard line with a long of 60, while nine of his 13 kickoffs went for touchbacks…In opener at Green Bay, Sept. 8, punted two times for 98 yards (49.0 gross)…Averaged 45.8 gross yards (46.6 net) on five punts totaling 229 yards vs. Chicago, Sept. 18…Punted three times for 148 yards (49.3 gross, 47.7 net) vs. Houston, Sept. 25…Totaled 220 yards on four punts (55.0 gross) at Tampa Bay, Oct. 16…Punted a season-high six times for 282 yards and placed three punts inside the 20-yard line at St. Louis, Oct. 30…Punted five times for 202 yards (40.4 gross) and tied what was then a career-long with a 64-yard punt at Atlanta, Nov. 13…Punted four times for 179 yards and placed two punts inside the 20-yard line vs. Detroit, Dec. 4…Averaged 49.8 yards on five punts for a total of 249 yards at Tennessee, Dec. 11…Sent six-of-seven kickoffs into the end zone for five touchbacks in NFC Wild Card Playoff game vs. Detroit, 1/7/12…Punted five times for 227 yards (45.4 avg.) with two punts inside the 20 yard line in NFC Divisional

Playoff game at San Francisco, 1/14/12. **2010** – Appeared in all 16 regular season games, finishing with 57 punts for 2,188 yards for a then-club-record 45.9 gross average (38.4 net), with 21 downed inside the 20-yard line. 10 of his kickoffs went for touchbacks. Added one special teams tackle. Ranked third in the NFC and sixth in the NFL in gross average and fifth in the conference in net…In NFC Wild Card Playoff at Seattle, 1/8/11, punted four times for a 47.8 average (44.8 net) with a long of 55 yards…In NFL opener vs. Minnesota, Sept. 9, punted five times for an average of 43.2 yards, with a long of 58, two downed inside the 20-yard line, and a

PUNTING LEADER

Thomas Morstead has established himself as one of the most productive punters in NFL history through four seasons as a member of the Saints after being picked by the club in the fifth round of the 2009 NFL Draft. He's the team's all-time leader in both gross (47.1) and net average (40.3). Morstead's 43.19 net average in 2012 ranked fourth all-time in NFL record books.

HIGHEST SINGLE-SEASON NET PUNTING AVERAGE, NFL HISTORY (COMPILED BY NFL SINCE 1976)

	Player	Net Avg.
1.	Andy Lee, SF (2011)	43.99
2.	Shane Lechler, Oak (2009)	43.85
3.	Andy Lee, SF (2012)	43.24
4.	**Thomas Morstead, NO (2012)**	**43.19**
5.	**Thomas Morstead, NO (2011)**	**43.11**

HIGHEST GROSS PUNTING AVERAGE, TEAM HISTORY

	Player	Avg.
1.	**Thomas Morstead, 2009-**	**47.1**
2.	Mark Royals, 1997-98	45.8
3.	Mitch Berger, 2003-05	43.7

touchback on a kickoff…Averaged 46.7 yards on six punts, putting four inside the 20-yard line, and reached touchbacks on two of his kickoffs at San Francisco, Sept. 20…Averaged a 53.3 gross on three punts vs. Carolina, Oct. 3…Punted four times for 204 yards (51.0 gross), with a long of 56, pinning one at the Browns two-yard line vs. Cleveland, Oct. 24…Dropped three of his punts inside the 20-yard line vs. Pittsburgh, Oct. 31…Averaged 46.4 yards on five punts, landing three inside the 20-yard line, including a 63-yard punt to pin the Panthers inside their own ten-yard line at Carolina, Nov. 7…Hit a 64-yarder, punting twice for an average of 60.0 yards (53.5 net), on Thanksgiving Day at Dallas, Nov. 25, setting career-highs in both gross and net averages…Averaged 45.3 yards on seven punts with a 41.6 net and had two kickoffs go for touchbacks at Atlanta, Dec. 27. **2009** – Played in all 16 regular season games, finishing with a 43.6 gross average and 36.0 net on 58 punts, with 18 downed inside the 20-yard line. Also handled kickoff chores for 15 games and put 58 of 99 kicks into the end zone with 27 going for touchbacks, the fourth-highest NFL total. Named NFC Special Teams Player of the Week twice and became the only Saints punter to receive the honor two times in a season while joining Reggie Bush as the only other rookie to earn conference weekly honors twice. In postseason, had a 47.5 gross average and an NFL-leading 44.8 net average on 13 punts, pinning opponents six times inside their 20-yard line. NFL-high

six-of-19 kickoffs were touchbacks…Punted twice in NFL debut vs. Detroit, Sept. 13, averaging 48 yards per kick and put six of his eight kickoffs into the end zone, three resulting in touchbacks…Averaged 52 yards gross and 50.3 net on three punts at Philadelphia, Sept. 20, including 60-yarder, putting one inside the Eagles 20-yard line…Put a pair of punts inside the 20-yard line and knocked all five kickoffs into the end zone with four touchbacks vs. N.Y. Jets, Oct. 4…On four punts vs. N.Y. Giants, Oct. 18, averaged 45 gross yards and made his first career tackle with a touchdown-saving stop on kickoff coverage…Punted three times vs. Carolina, Nov. 8, averaging 38.7 yards with his last punt downed at two-yard line with defensive lineman Anthony Hargrove causing a fumble he returned for a TD on next play. Also had two touchbacks…Turned in outstanding performance at Tampa Bay, Nov. 22, resulting in his first career NFC Special Teams Player of the Week honors, dropping two punts inside the five-yard line and averaging 48.8 gross and 46.0 net on four punts. Put six of his seven kickoffs into the end zone, with four going for touchbacks…Averaged 43.3 yards on three punts and also knocked all seven of his kickoffs into the end zone with four touchbacks vs. New England, Nov. 30…Averaged 50.3 yards on his four punts with a long of 57 vs. Dallas, Dec. 19…Became second Saints punter in club history to capture NFC Special Teams Player of the Week twice, the first to do so in the same season, when he punted nine times for 46.3 gross and 42.3 net averages as seven of his kicks landed inside the 20-yard line, four inside the 10, at Carolina, 1/3/10…Had postseason club record 66-yard punt and put seven of eight kickoffs in end zone with three for touchbacks in NFC Divisional Playoff vs. Arizona…Punted seven times for 51.3 gross and 49.1 net averages, dropping four inside the 20 and putting three kickoffs in end zone for touchbacks in NFC Championship vs. Minnesota…In Super Bowl XLIV, punted twice for a 44 yard gross and net average with one downed at the six-yard line and successfully executed an onside kick at the start of the second half that was recovered and led to a TD.

COLLEGE – Four-year letterman at SMU, handling both punting and placekicking duties for the Mustangs…Averaged 43.4 yards on 166 career punts, including 59 downed inside the 20-yard line…Finished ranked fifth in Mustangs history with 217 points – including school-record streak of 78-straight PATs…Earned honorable mention All-Conference USA honors as a senior after averaging 41.8 yards on 59 punts (2,465 yards) with 20 downed inside the 20-yard line…As a junior, earned All-Conference USA first-team, leading the conference and ranking eighth in the nation with a 44.6 yard gross average that ranked third all-time in school record books on 57 punts, including 21 placed inside the 20-yard line…All-Conference USA third-team choice, Academic All-C-USA pick and recipient of SMU's Special Teams Award as a sophomore in 2006…Redshirted as a freshman in 2005…Mechanical engineering major.

PERSONAL –Attended Pearland (Texas) HS, where he received second-team All-District honors and was named Brazoria County Special Teams MVP as a senior, serving as both the kicker and punter…Also lettered in soccer and was a member of the National Honor Society, adding Academic All-State honors…In support of the annual St. Baldrick's Foundation fundraiser, Morstead had his hair, which had not been cut since training camp in 2011, shaved to help raise $130,000 for children's cancer research.

THOMAS MORSTEAD

						Punting							Kickoffs		
Year	Team	G	No	Yds	Avg	Ret	Yds	Net	TB	In 20	LG	Blk	KO	In EZ	TB
2009	New Orleans	16	58	2,528	43.6	25	358	36.0	4	18	60	0	101	59	27
2010	New Orleans	16	57	2,618	45.9	26	310	38.4	6	21	64	0	49	26	10
2011	New Orleans	16	46	2,224	48.3	19	118	43.1	4	13	64	1	104	92	68
2012	New Orleans	16	74	3,707	50.1	31	391	43.2	6	20	70	0	88	72	45
NFL Totals		**64**	**235**	**11,077**	**47.1**	**101**	**1,177**	**40.3**	**20**	**72**	**70**	**1**	**342**	**249**	**150**

ADDITIONAL STATISTICS: Special Teams Tackles — (2009, 1); (2010, 1); (2012, 2) **Total: 4.**

CAREER HIGHS: Punts — 9, at Carolina (1/3/10); **Most Yards —** 417, at Carolina (1/3/10); **Gross Avg. —** 60.0, at Dallas (11/25/10); **Net Avg. —** 53.5, at Dallas (11/25/10); **Most Punts Inside the 20 —** 7, at Carolina (1/3/10); **Long Punt —** 70, vs. Kansas City (9/23/12); **Kickoff Touchbacks —** 9, vs. Indianapolis (10/23/11); **Special Teams Tackles —** 2, at New York Giants (12/9/12).

POSTSEASON

						Punting							Kickoffs		
Year	Team	G	No	Yds	Avg	Ret	Yds	Net	TB	In 20	LG	Blk	KO	In EZ	TB
2009	New Orleans	3	13	618	47.5	4	15	44.8	1	6	66	0	19	13	6
2010	New Orleans	1	4	191	47.8	1	12	44.8	0	0	55	0	5	0	0
2011	New Orleans	2	5	227	45.4	3	29	39.6	0	2	60	0	13	11	9
NFL Totals		**6**	**22**	**1,036**	**47.1**	**8**	**56**	**43.6**	**1**	**8**	**66**	**0**	**37**	**24**	**15**

CAREER HIGHS: Punts — 7, vs. Minnesota (1/24/10); **Most Yards —** 359, vs. Minnesota (1/24/10); **Gross Avg. —** 51.3, vs. Minnesota (1/24/10); **Net Avg. —** 49.1, vs. Minnesota (1/24/10); **Most Punts Inside the 20 —** 4, vs. Minnesota (1/24/10); **Long Punt —** 66, vs. Arizona (1/16/10); **Kickoff Touchbacks —** 5, vs. Detroit (1/7/12); **Special Teams Tackles —** 0.



Eric OLSEN

69
C/G

HEIGHT: **6-3** WEIGHT: **305**
COLLEGE: **NOTRE DAME**
JOINED SAINTS: **FA-11**
NFL EXPERIENCE: **3**
BORN: **6/16/88**

NFL CAREER – A third-year offensive lineman with experience at all three interior positions, Olsen spent his first full season with the Saints in 2012, appearing in all 16 games with four starts as an extra blocker. The Notre Dame standout spent part of the 2011 season on the Washington Redskins practice squad before joining the Saints active roster for the postseason. Before being drafted by the Denver Broncos, where he made the active roster and saw action in one contest as a rookie, Olsen started at center and both guard positions in college, playing in 41 games and starting his final 31 contests.

CAREER TRANSACTIONS – Re-signed, 2/14/03; Signed by New Orleans to active roster, 1/4/12; Signed to Washington Redskins practice squad, 9/5/11; Waived by Denver, 9/3/11; Signed by Denver to a four-year contract, 7/24/10; Selected in the sixth-round (183rd overall) by the Denver Broncos in the 2010 NFL Draft.

69 EricOLSEN C/G (cont.)

2012 – Appeared in all 16 games in his first season with the Saints, seeing action on special teams, as an extra blocker and at multiple spots on the offensive line. Started four contests as a blocking tight end…Recorded first career start and saw action on offense and special teams at Atlanta, Nov. 29…Started his second consecutive contest while participating on special teams and along the offensive line at N.Y. Giants, Dec. 9…Started as an additional blocker in the final two games at Dallas, Dec. 23, and vs. Carolina, Dec. 30, also playing on special teams and in the offensive line rotation. **2011** – Spent the entire regular season on the Washington practice squad after going to training camp with Denver. Signed to the Saints active roster for the postseason, where he was inactive for both contests. **2010** – Appeared in one game as a rookie for Denver vs. Seattle, Sept. 19.

COLLEGE – Played 44 games at Notre Dame from 2006-09, starting his final 31 contests, seeing time at all three interior positions…Received third-team All-America honors from *The Sporting News* and was named the Guardian of the Year (Notre Dame's top offensive lineman) as a senior in 2009 while playing the center position for the first time…Penalized just once during his final 1,731 plays and allowed only four quarterback sacks in his last two years…Earned a bachelor's degree in industrial design.

PERSONAL – Named the 2005 Gatorade Player of the Year in New York following his senior season at Brooklyn Poly (Brooklyn, N.Y.) Prep, where he played left tackle and did not allow a sack in his career…Competed on Poly Prep's lacrosse team, scoring 55 goals as a junior while leading the school to a league title and 65 as a senior winning the city championship…This spring, participated in a pep rally for students at St. Cletus School in Gretna as part of the Fuel Up to Play 60 "TOP THAT" Pizza Recipe Contest…Born on June 16, 1988, in Staten Island, N.Y.

ERIC OLSEN

Games Played/Started: Denver — (2010, 1/0); **New Orleans —** (2012, 16/4) **NFL totals: 17/4; Saints totals: 16/4**



Preston PARKER

87
WR

HEIGHT: 6-0 WEIGHT: 200
COLLEGE: NORTH ALABAMA
JOINED SAINTS: FA-12
NFL EXPERIENCE: 3
BORN: 2/13/87

NFL CAREER – Parker enters his first season in New Orleans after spending most of the past three years with the Tampa Bay Buccaneers. After being signed as an undrafted free agent in 2010, Parker served primarily as a return specialist but also as a receiver in Tampa Bay. In his 27 games as a Bucca-

neer, he returned 30 kickoffs for 617 yards, 23 punts for 210 yards and made 44 receptions for 596 yards and three touchdowns.

CAREER TRANSACTIONS – Signed by New Orleans Saints to reserve/future contract, 1/3/13; Waived by Tampa Bay, 9/20/12; Signed by Tampa Bay to a one-year extension, 5/21/12; Re-signed by Tampa Bay, 4/4/12; Signed by Tampa Bay Buccaneers as an undrafted free agent, 4/26/10.

2012 – Appeared in two games for the Buccaneers…Carried once for a seven-yard gain against N.Y. Giants, Sept. 16. **2011** – Appeared in all 16 games for the Buccaneers, finishing the season with 40 receptions for 554 yards and three touchdowns. Also returned 23 punts for 210 yards (9.1 avg.) and 20 kickoffs for 439 yards (22.0 avg.) while posting four special teams tackles…Made four receptions for 44 yards in the season opener against Detroit, Sept. 11…Led team in receptions and yardage while recording career-highs in both categories with six receptions for 98 yards (16.3 avg.), including a career long 51-yard grab, against Minnesota, Sept. 18…Hauled in five catches for team-leading 70 yards and earned his first career touchdown vs. Indianapolis, Oct. 3…Returned four kickoffs for a career-high 86 yards (21.5 avg.) while also making one catch for 13 yards at San Francisco, Oct. 9…Caught two passes for 32 yards including a 16-yard touchdown vs. New Orleans, Oct. 16…Made three receptions for 56 yards (18.7 avg.) while also adding a career-long 45-yard kickoff return at New Orleans, Nov. 6…Against Carolina, Dec. 4, recorded a career-long 34-yard punt return while also posting three receptions for 26 yards…Led team in receiving at Atlanta, 1/1/12, with 74 yards on four receptions, including a long of 48 yards. **2010** – Appeared in nine games for the Buccaneers, primarily on special teams…Recorded four receptions for 42 yards, a seven-yard rush, 10 kickoff returns for 178 yards and six special teams tackles…Made NFL debut against Pittsburgh, Sept. 26, and returned two kickoffs for 52 yards (26.0 avg.), including a season-long 37-yard return, while also adding one special teams stop…Returned a career-high five kickoffs for 83 yards vs. New Orleans, Oct. 17…Posted two receptions for 33 yards, including a season-long 21-yard catch, at New Orleans, 1/2/11.

COLLEGE – Played in 11 games as a senior at North Alabama in 2009 after transferring from Florida State where he played for three seasons…Recorded 52 receptions for 789 yards and six touchdowns while also returning eight kickoffs for 220 yards for the Lions…Played in 33 games for the Seminoles and totaled 104 receptions for 1,189 yards and four touchdowns while also rushing 65 times for 370 yards. Also returned eight kickoffs for 162 yards, 31 punts for 328 yards, and completed one pass for a 26-yard touchdown while attending Florida State…Led the Seminoles in receiving in both his sophomore and junior seasons…Majored in social science.

PERSONAL – Prepped at Atlantic (Delray Beach, Fla.) HS…Finished high school career with 90 receptions for 1,960 yards and 30 touchdowns…Was named a Prep Star All-American and first-team All-State as a senior selection after recording 45 receptions for 1,150 yards…Preston Parker was born in Delray Beach, Fla. on Feb. 13, 1987.

PRESTON PARKER

		RECEIVING							RUSHING				
Year	Team	GP	GS	No	Yds	Avg	Lg	TD	Att	Yds	Avg	Lg	TD
2010	Tampa Bay	9	0	4	42	10.5	21	0	1	7	7.0	7	0
2011	Tampa Bay	16	0	40	554	13.9	51	3	1	-3	-3.0	-3	0
2012	Tampa Bay	2	0	0	0	-	-	0	1	7	7.0	7	0
NFL Totals		**27**	**0**	**44**	**596**	**13.5**	**51**	**3**	**3**	**11**	**3.7**	**7**	**0**

		KICKOFF RETURNS					PUNT RETURNS					
Year	Team	No	Yds	Avg	Lg	TD	No	FC	Yds	Avg	Lg	TD
2010	Tampa Bay	10	178	17.8	37	0	0	0	0	-	-	0
2011	Tampa Bay	20	439	22.0	45	0	23	13	210	9.1	34	0
2012	Tampa Bay	0	0	-	-	0	0	0	0	-	-	0
NFL Totals		**30**	**617**	**20.6**	**45**	**0**	**23**	**13**	**210**	**9.1**	**34**	**0**

ADDITIONAL STATISTICS: Special Teams Tackles — (2010, 6); (2011, 4) **Total: 10.**

CAREER HIGHS: Receptions — 6, at Minnesota (9/18/11); **Receiving Yards —** 98, at Minnesota (9/18/11); **Long Reception —** 51, at Minnesota (9/18/11); **Receiving TDs —** 1 (3x), last vs. Houston (11/13/11); **Rushes —** 1 (3x), last at N.Y. Giants (9/16/12); **Rushing Yards —** 7 (2x), last at N.Y. Giants (9/16/12); **Long Rush —** 7 (2x), last at N.Y. Giants (9/16/12); **Rushing TDs —** 0; **Kickoff Returns —** 5, vs. New Orleans (10/17/10); **Kickoff Return Yards —** 86, at San Francisco (10/9/11); **Long Kickoff Return —** 45, at New Orleans (11/6/11); **Kickoff Returned for TD —** 0; **Punt Returns —** 3 (4x), last at Jacksonville (12/11/11); **Punt Return Yards —** 42, vs. Carolina (12/4/11); **Long Punt Return —** 34, vs. Carolina (12/4/11); **Punt Returned for TD —** 0.



Jay RICHARDSON

97
DE

HEIGHT: 6-6 WEIGHT: 280
COLLEGE: OHIO STATE
JOINED SAINTS: FA-12
NFL EXPERIENCE: 5
BORN: 1/27/84

NFL CAREER – Richardson is a fifth-year NFL veteran lineman who has started 22-of-55 career NFL games, logging totals of 116 tackles (86 solo), seven sacks and one pass defensed.

CAREER TRANSACTIONS – Signed by New Orleans to reserve/future contract, 1/4/13; Released by Jets, 8/31/12; Signed by New York Jets, 4/16/12; Signed by Seattle Seahawks, 11/3/10; Waived by Oakland, 9/10/10; Placed on Injured Reserve by Oakland, 9/5/10; Signed by Oakland, 6/27/07; Selected in the fifth-round (138th overall) by Oakland Raiders in the 2007 NFL Draft.

2011 – Went to training camp with the Jets. **2010** – Signed with the Seattle Seahawks prior to week nine…Saw action in seven of the final nine regular season games, logging eight tackles (five solo)…Made his postseason debut, as he appeared in both the NFC Wild Card win vs. New Orleans (1/8/11) and the Divisional Playoff loss at Chicago (1/16/11), and posted two tackles (one solo). **2009** – Appeared in 16 games for the third-consecutive season for the Oakland Raiders and collected 23 tackles (18 solo) and matched his career-high with three

sacks…Dropped Ravens QB Joe Flacco for a sack in season finale vs. Baltimore, 1/3/10. **2008** – Saw action in all 16 games, making 11 starts for Oakland. Notched career-bests in tackles (52), sacks (three) and passes defensed (one)… Sacked Dolphins QB Chad Pennington in the end zone for a safety at Miami, Nov. 16. **2007** – Saw action in all 16 games as a fifth-round pick…Made 11 starts and posted 33 tackles and a sack…Made his NFL debut vs. Detroit, Sept. 9… Started for the first time in his career, the first of 11 starts his rookie season, vs. Cleveland, Sept. 23…Recorded the first sack of his career, dropping QB Jay Cutler for an eight-yard loss vs. Denver, Dec. 2.

COLLEGE – Saw action in 39 games at Ohio State and registered 52 tackles with seven sacks, 12.5 tackles for loss and three quarterback pressures… Caused and recovered a fumble while also deflecting nine passes…Started all 13 games as a senior at DE. Recorded 25 tackles with eight sacks and 8.5 tackles for loss. Led team's defensive linemen with seven pass deflections…As a junior, played in 12 games as a reserve LDE. Had 11 tackles with two sacks, adding two pass deflections and a forced fumble…As a sophomore, started the first six games at DE, appearing in nine contests. Recorded 15 tackles with a sack and two tackles for a loss…Graduated in 2006 with a double major in African American history and communications.

PERSONAL – First-team All-Ohio selection as a senior after leading Scioto (Dublin, Ohio) HS to a 10-2 record…Of his 73 tackles that year, 43 were for a loss… Also played TE and led the league in touchdown receptions as a senior…Father played football at Tiffin University, while his mother played rugby at Ohio State… Started an insurance company, JR & Associates in 2009, providing consumer, business and investment research…Started the Jay Richardson Foundation in 2008 with the mission to generate heart health awareness and to provide young men opportunities for excellence in education and sports (thejayrichardsonfoundation.org).

JAY RICHARDSON

				TACKLES					INTERCEPTIONS					FUMBLES		
Year	Team	GP	GS	Tot	Solo	Asst	Sk	Yds	No	Yds	Lg	TD	PD	FF	FR	Yds
2007	Oakland	16	11	33	25	8	1.0	8.0	0	0	0	0	0	0	0	0
2008	Oakland	16	11	52	38	14	3.0	24.0	0	0	0	0	1	0	0	0
2009	Oakland	16	0	23	18	5	3.0	18.0	0	0	0	0	0	0	0	0
2010	Seattle	7	0	8	5	3	0.0	0.0	0	0	0	0	0	0	0	0
NFL totals		**55**	**22**	**116**	**86**	**30**	**7.0**	**50.0**	**0**	**0**	**0**	**0**	**1**	**0**	**0**	**0**

ADDITIONAL STATISTICS: Safeties — (2008, 1) **Total: 1**

CAREER HIGHS: Tackles — 8, at New Orleans (10/12/08); **Sacks —** 1 (7x), last vs. Baltimore (1/3/10); **Interceptions —** 0; **Longest Interception —** 0; **Passes Defensed —** 1, at Miami (11/16/08); **Forced Fumbles —** 0; **Fumble Recoveries —** 0.

POSTSEASON

				TACKLES					INTERCEPTIONS					FUMBLES		
Year	Team	GP	GS	Tot	Solo	Asst	Sk	Yds	No	Yds	Lg	TD	PD	FF	FR	Yds
2010	Seattle	2	0	2	1	1	0.0	0.0	0	0	0	0	0	0	0	0
NFL totals		**2**	**0**	**2**	**1**	**1**	**0.0**	**0.0**	**0**	**0**	**0**	**0**	**0**	**0**	**0**	**0**

POSTSEASON CAREER HIGHS: Tackles — 1 (2x), last at Chicago (1/16/11); **Solo Tackles —** 1, vs. New Orleans (1/8/11); **Sacks —** 0; **Interceptions —** 0; **Int. Ret for TD —** 0; **Passes Defensed —** 0; **Forced Fumbles —** 0; **Fumble Recoveries —** 0.



Patrick ROBINSON

21
CB

HEIGHT: 5-11 WEIGHT: 191
COLLEGE: FLORIDA STATE
JOINED SAINTS: D1-10
NFL EXPERIENCE: 4
BORN: 9/7/87

NFL CAREER – Possessing an impressive combination of the speed to keep up with the fastest wide receivers and outstanding ball skills, this 2010 first round draft pick has recorded 143 tackles (116 solo), seven interceptions, one returned for a touchdown, 35 passes defensed, six special teams tackles and two blocked kicks after starting 27-of-42 games played in the regular season in his first three campaigns. Robinson will be looking to build on a season where he opened up all 16 games for the first time and posted a career-high 64 tackles, tied for the team lead with three interceptions and defended a club-best career high 17 passes.

CAREER TRANSACTIONS – Signed to a five-year contract, 7/30/10; Selected by New Orleans in the first round (32nd overall) in the 2010 NFL Draft.

2012 – Appeared in and started all 16 games for the first time and had a career-high 64 tackles (54 solo), one sack, three interceptions, one returned for a touchdown, 17 passes defensed and one forced fumble. Set career-highs in tackles, sacks, interception returns for a touchdown and forced fumbles…Dropped Robert Griffin III for a nine-yard loss in opener vs. Washington, Sept. 9…Picked off Aaron Rodgers in the third quarter at Green Bay, Sept. 30…Tied his career-high with nine tackles (seven solo) vs. San Diego, Oct. 7…Had two solo tackles, one pass defensed and one forced fumble at Denver, Oct. 28…Gave the Saints a first quarter 7-0 lead they would not relinquish vs. Philadelphia, Nov. 5, when Robinson picked off Michael Vick, returning it 99 yards for a touchdown. Robinson's 99-yard return is tied for the longest in franchise history (Darren Sharper, vs. N.Y. Jets, 10/4/09)…Intercepted Colin Kaepernick vs. San Francisco, Nov. 25. **2011** – Played in 15 games with seven starts and registered 54 tackles (42 solo), four interceptions and 15 passes defensed. Contributed on special teams with two tackles, a blocked field goal and a blocked PAT…Tied a season-high with six tackles (three solo) vs. Houston, Sept. 25…Recorded his first career interception, when he picked off Blaine Gabbert, in addition to two passes defensed and one tackle at Jacksonville, Oct. 2…Made two tackles, intercepted a pass for the second straight game when he picked off Cam Newton and blocked a PAT attempt at Carolina, Oct. 9…Tied a season-high with six tackles (five solo) and added one special teams stop vs. N.Y. Giants, Nov. 28…Made four solo tackles, one pass defensed and blocked a field goal attempt vs. Detroit, Dec. 4…Recorded four stops, an interception of former college teammate Christian Pon-

der, and two passes defensed at Minnesota, Dec. 18…Registered three solo tackles and broke up two passes vs. Atlanta, Dec. 26…Recorded three solo tackles and his second interception of Newton of the season vs. Carolina, 1/1/12…Had three tackles and one pass defensed in NFC Wild Card Playoff game vs. Detroit, 1/7/12…Set a postseason career-high with five tackles (four solo) and two passes defensed in NFC Divisional Playoff game at San Francisco, 1/14/12. **2010** – Appeared in 11 games with four starts as a rookie and recorded 25 tackles (20 solo), three passes defensed and four special teams stops…After seeing reserve action in three of first four games (inactive at San Francisco, Sept. 20), made first career start and tallied a team-high eight tackles (eight solo) and one pass defensed at Arizona, Oct. 10…Started three more games, suffering an ankle injury at Pittsburgh, Oct. 31, which caused him to be inactive for the next two contests at Carolina, Nov. 7, and vs. Seattle, Nov. 21…Returned to action at Dallas, Nov. 25, and posted three solo tackles…Recorded four tackles (three solo) in regular season finale vs. Tampa Bay, 1/2/11…Started in nickel defense in NFC Wild Card Playoff at Seattle, 1/8/11, and made one solo tackle and one pass defensed.

COLLEGE – Appeared in 45 games at Florida State with 25 starts and totaled 117 tackles, seven interceptions, 21 pass defenses, one blocked punt and four forced fumbles…Started 12 games as a senior in 2009 and was named second-team All-ACC, as he finished with a career-high 52 tackles (36 solo), two forced fumbles and 11 passes defensed. Started eight of the nine games he appeared in as a junior in 2008, helping the Seminoles rank sixth in the NCAA and first in the conference in pass defense (162.4 yards per game)…Recorded 26 tackles (22 solo), one forced fumble, one interception and four passes defensed. Added 112 yards on four kickoff returns…Started five of the 12 games he played in as a sophomore in 2007 and earned honorable mention All-ACC…Recorded 28 tackles (18 solo) and had career-high and team-best six interception returns for 87 yards…Interception total ranked third in the ACC and tied for 12th in nation. Also added six passes defensed and one forced fumble…Appeared in 12 games as a freshman in 2006 as a backup. Recorded 11 tackles (six solo) and gained 16 yards on a blocked punt return. Also returned a blocked PAT for a score vs. Duke…Majored in social science.

PERSONAL – Attended South Miami (Fla.) HS before transferring to Gulliver (Miami, Fla.) Prep, seeing time at both CB and WR…Named first-team All-State for Class 2A by Florida Sports Writers Association after intercepting 11 passes and scoring 10 TDs on offense as a senior in 2005…Also starred in track and field, finishing third in state championships in 100 and 200-meter sprints as a senior…As a junior, an all-region Prep Star selection, recording 32 catches for 491 yards and six TDs, adding eight interceptions…Born Sept. 7, 1987 in Miami, Fla.

PATRICK ROBINSON

				TACKLES					INTERCEPTIONS					FUMBLES		
Year	Team	GP	GS	Tot	Solo	Asst	Sk	Yds	No	Yds	Lg	TD	PD	FF	FR	Yds
2010	New Orleans	11	4	25	20	5	0.0	0.0	0	0	0	0	3	0	0	0
2011	New Orleans	15	7	54	42	12	0.0	0.0	4	31	25	0	15	0	0	0
2012	New Orleans	16	16	64	54	10	1.0	9.0	3	99	99t	1	17	1	0	0
NFL TOTALS		**42**	**27**	**143**	**116**	**27**	**1.0**	**9.0**	**7**	**130**	**99t**	**1**	**35**	**1**	**0**	**0**

ADDITIONAL STATISTICS: Special Teams Tackles — (2010, 4); (2011, 2) **Total: 6; Blocked Kicks —** (2011, 2) **Total: 2.**

CAREER HIGHS: Tackles — 9 (2x), last vs. San Diego (10/7/12); **Sacks —** 1, vs. Washington (9/9/12); **Interceptions —** 1 (7x), last vs. San Francisco (11/25/12); **Long Interception Return —** 99t, vs. Philadelphia (11/5/12); **Int. Ret. for TD —** 1, vs. Philadelphia (11/5/12); **Passes Defensed —** 3, at Oakland (11/18/12); **Forced Fumbles —** 1, at Denver (10/28/12); **Fumble Recoveries —** 0; **Special Teams Tackles —** 2, at Tampa Bay (10/17/10); **Blocked Extra Point Attempts —** 1, at Carolina (10/9/11); **Blocked Field Goals —** 1, vs. Detroit (12/4/11).

POSTSEASON

				TACKLES					INTERCEPTIONS					FUMBLES		
Year	Team	GP	GS	Tot	Solo	Asst	Sk	Yds	No	Yds	Lg	TD	PD	FF	FR	Yds
2010	New Orleans	1	1	1	1	0	0.0	0.0	0	0	0	0	1	0	0	0
2011	New Orleans	2	1	8	5	3	0.0	0.0	0	0	0	0	3	0	0	0
NFL totals		**3**	**2**	**9**	**6**	**3**	**0.0**	**0.0**	**0**	**0**	**0**	**0**	**4**	**0**	**0**	**0**

ADDITIONAL POSTSEASON STATISTICS: Special Teams Tackles — (2011, 2) **Total: 2**

POSTSEASON CAREER HIGHS: Tackles — 5, at San Francisco (1/14/12); **Sacks —** 0; **Interceptions —** 0; **Int. Ret for TD —** 0; **Passes Defensed —** 2, at San Francisco (1/14/12); **Forced Fumbles —** 0; **Fumble Recoveries —** 0; **Special Teams Tackles —** 2, vs. Detroit (1/7/12).



Courtney ROBY

15
WR

HEIGHT: 6-0 WEIGHT: 189
COLLEGE: INDIANA
JOINED SAINTS: FA-08
NFL EXPERIENCE: 8
BORN: 1/10/83

NFL CAREER – Roby arrived in New Orleans with little fanfare after being signed at midseason in 2008, but has made a significant impact on special teams, recording 61 tackles and averaging 25.6 yards on 94 kickoff returns as a Saint to rank fourth in club history in return average. His 10 stops in 2012 again ranked among leaders on the special teams units, as he also served as a team captain for the second consecutive season. Originally a third-round draft choice of the Tennessee Titans in 2005, Roby also had stints with Cincinnati and Indianapolis before joining the Saints.

CAREER TRANSACTIONS – Agreed to terms on a one-year contract, 3/18/13; Re-signed to a one-year contract, 4/16/12; Agreed to terms on a one-year contract, 7/31/11; Placed on Injured Reserve, 12/29/10; Re-signed to a one-year contract (RFA), 4/20/10; Re-signed to a one-year contract, 9/15/09; Waived, 9/5/09; Re-signed to a one-year contract (RFA), 3/16/09; Placed on In-

jured Reserve, 12/8/08; Signed by Saints to a one-year contract, 10/16/08; Waived by Indianapolis Colts, 9/12/08; Signed by Indianapolis, 1/2/08; Waived by Cincinnati Bengals, 10/26/07; Signed by Cincinnati, 10/16/07; Waived by Tennessee, 9/1/07; Signed by Tennessee, 7/28/05; Drafted by Tennessee Titans in third round (68th overall) of the 2005 NFL Draft.

HONORS – **2010:** NFC Special Teams Player of the Month (September).

2012 – Voted by his teammates as the club's special teams captain for the second consecutive season…Appeared in 13 games, while inactive for three with injuries, recording a nine-yard reception, 10 special teams tackles, one special teams forced fumble and a blocked punt recovery for a touchdown…In opener vs. Washington, Sept. 9, recovered a punt blocked by Martez Wilson for a touchdown late in the first half and added one special teams tackle…At Carolina, Sept. 16, saw action at WR and recorded a nine-yard reception…Posted two special teams stops at San Diego, Oct. 7…Inactive for week nine and 10 contests with a shoulder injury suffered at Denver, Oct. 28…Returned to action at Oakland, Nov. 18, and recorded a season-high three special teams tackles…Forced a fumble on a punt return vs. San Francisco, Nov. 25…Inactive at Atlanta, Nov. 29 (shoulder and ankle). **2011** – Voted by his teammates as the club's special teams captain… Appeared in all 16 games on special teams and led the unit with 13 tackles… Posted three special teams stops in two postseason contests…Made a key block on Darren Sproles' 72-yard punt return for a touchdown in NFL season opener at Green Bay, Sept. 8…Made one special teams stop vs. Jacksonville, Oct. 2… Recorded two special teams tackles at Carolina, Oct. 9…Registered a special teams tackle for third consecutive game at Tampa Bay, Oct. 16…Made one special teams tackle vs. Tampa Bay, Nov. 6…Led the special teams units with five tackles at Tennessee, Dec. 11, tying a career-high…Registered a special teams stop in his fourth consecutive game vs. Carolina, 1/1/12. **2010** – Appeared in 13 games, inactive for two and placed on injured reserve prior to regular season finale (concussion symptoms)…Brought back 33 kickoffs for 785 yards (23.8 avg.) and had 13 special teams tackles to tie for second on the club, and also posted a team-high two special teams fumble recoveries…Averaged 23.3 yards on three kickoff returns and added two special teams tackles in NFL opener vs. Minnesota, Sept. 9…Averaged 27 yards on three kickoff returns and recovered a fumble on punt coverage to go with two special teams stops at San Francisco, Sept. 20…Vs. Atlanta, Sept. 26, made a special teams tackle and averaged 27 yards on three kickoff returns, including a 39-yard runback. Named September NFC Special Teams Player of the Month for his performance where he made five stops and one fumble recovery to go with a 25.8 kickoff return average…Made another big play on special teams when he recovered a fumble in punt coverage that set up a field goal and averaged 25.5 yards on two kickoff returns vs. Carolina, Oct. 3… Averaged 27.8 yards on four kickoff returns and added a tackle at Arizona, Oct. 10…Averaged 27.7 yards on three returns, including a 39-yard runback and added a season-high three tackles vs. Pittsburgh, Oct. 31…After leaving with concussion vs. St. Louis, Dec. 12, inactive for next two games before being placed on Injured Reserve, Dec. 29. **2009** – In 15 games, caught a six-yard pass, returned 42

kickoffs for 1,154 yards (27.5 avg.) with one touchdown and finished second on club with a career-high 20 special teams tackles (13 solo)…Ranked fourth in the NFL in kickoff return average…In the postseason, returned 11 kickoffs for 282 yards (25.6 avg.) and tied for team lead with four special teams stops…Recorded a career-high five special teams tackles vs. N.Y. Giants, Oct. 18…Ran back a kickoff 85 yards to set up a field goal as part of a career-high 185 yards on six returns at Miami, Oct. 25…Put Saints in lead on second half opening kickoff with a 97-yard runback for a TD, the first of his career and first by a Saint since 2004, at St. Louis, Nov. 15…Ran a kick back 67 yards vs. Dallas, Dec. 19…Tallied three special teams tackles in NFC Divisional Playoff vs. Arizona…Had postseason club record 61-yard runback to open the third quarter, setting up field position in Minnesota territory for a touchdown drive in NFC Championship…In Super Bowl XLIV, had four kickoff returns for a 25.5 average, made one special teams tackle and downed a punt at the Colts four-yard line. **2008** – After beginning the season with the Colts, signed by the Saints at midseason and appeared in five games…Returned 19 kickoffs for 472 yards (24.8 avg.) and recorded three special teams tackles before being placed on injured reserve with an ankle injury, Dec. 8…Including one game with Indianapolis in their season opener, had 24 returns for 473 yards and five special teams stops…In his Saints debut, Nov. 9 vs. Atlanta, had five kickoff returns for 127 yards, including a 41-yard burst…Added a 54-yard return at Kansas City, Nov. 16, and 62-yarder vs. Green Bay, Nov. 24, along with two special teams stops…Suffered an ankle injury vs. Atlanta, Dec. 7 and was placed on injured reserve the following day. **2007** – Active for one game with the Cincinnati Bengals, vs. N.Y. Jets, Oct. 21, but did not play. **2006** – Appeared in 12 games as a reserve wideout for the Tennessee Titans and had two catches for 28 yards. **2005** – Started six-of-13 games as a rookie for Titans and had 21 receptions for 289 yards with one touchdown. Also returned 22 kickoffs for 495 yards (22.5 avg.)…Started first career game vs. Oakland, Oct. 30, and had seven receptions for 83 yards and a TD setting career-highs in both catches and yardage.

COLLEGE – Closed career as Indiana's all-time receiving leader with 170 catches for 2,524 yards…As a senior in 2004, started all 11 contests and led the Hoosiers with 55 receptions for 810 yards and seven touchdowns, adding 135 yards rushing and two touchdowns…Most productive season came as sophomore, with 59 grabs for 1,039 yards (18.5 avg.) and four touchdowns, the second-most grabs and yards by a Hoosier in a single-season…Majored in business administration.

PERSONAL – Born Jan. 10, 1983 in Indianapolis, Ind.…Attended North Central (Indianapolis) HS, where he earned All-State honors…Was also an All-State choice in track…Cousin of the late Reggie Roby who played a total of 16 years (1983-98) as a punter in the NFL…Also a cousin of Saints running back Darren Sproles.

COURTNEY ROBY

		RECEIVING							RUSHING				
Year	Team	GP	GS	No	Yds	Avg	Lg	TD	Att	Yds	Avg	Lg	TD
2005	Tennessee	13	6	21	289	13.8	32	1	2	16	8.0	11	0
2006	Tennessee	12	0	2	28	14.0	21	0	1	3	3.0	3	0
2007	Cincinnati	0	0	0	0	0.0	0	0	0	0	0.0	0	0
2008	Indianapolis	1	0	0	0	0.0	0	0	0	0	0.0	0	0
	New Orleans	5	0	0	0	0.0	0	0	0	0	0.0	0	0
2009	New Orleans	15	0	1	6	6.0	6	0	0	0	0.0	0	0
2010	New Orleans	13	0	0	0	0.0	0	0	0	0	0.0	0	0
2011	New Orleans	16	0	0	0	0.0	0	0	0	0	0.0	0	0
2012	New Orleans	13	0	1	9	9.0	9	0	0	0	0.0	0	0
NFL Totals		**88**	**6**	**25**	**332**	**13.3**	**32**	**1**	**3**	**19**	**6.3**	**11**	**0**
Saints Totals		**62**	**0**	**2**	**15**	**7.5**	**9**	**0**	**0**	**0**	**0.0**	**0**	**0**

		KICKOFF RETURNS				
Year	Team	No	Yds	Avg	Lg	TD
2005	Tennessee	22	495	22.5	59	0
2008	Indianapolis	5	101	20.2	25	0
	New Orleans	19	472	24.8	62	0
2009	New Orleans	42	1,154	27.5	97t	1
2010	New Orleans	33	785	23.8	39	0
NFL Totals		**121**	**3,007**	**24.9**	**97t**	**1**
Saints Totals		**94**	**2,411**	**25.6**	**97t**	**1**

ADDITIONAL STATISTICS: Special Teams Tackles — (2008, 5); (2009, 20); (2010, 13); (2011, 13); (2012, 10) **Total: 61; Special Teams Forced Fumbles —** (2012, 1) **Total: 1; Special Teams Fumble Recoveries —** (2010, 2) **Total: 2; Recovery of Blocked Punt for TD —** (2012, 1) **Total: 1.**

CAREER HIGHS: Receptions — 7, vs. Oakland (10/30/05); **Receiving Yards —** 83, vs. Oakland (10/30/05); **Long Reception —** 32, vs. Seattle (12/18/05); **Receiving TDs —** 1, vs. Oakland (10/30/05); **Rushes —** 2, vs. Cincinnati (10/16/05); **Rushing Yards —** 16, vs. Cincinnati (10/16/05); **Long Rush —** 11, vs. Cincinnati (10/16/05); **Rushing TDs —** 0; **Kickoff Returns —** 6 (4x), last at Washington (12/6/09); **Kickoff Return Yards —** 185, at Miami (10/25/09); **Long Kickoff Return —** 97t, at St. Louis (11/15/09); **Kickoff Returned for TD —** 1, at St. Louis (11/15/09); **Special Teams Tackles —** 5 (2x), last at Tennessee (12/11/11); **Special Teams Forced Fumbles —** 1, vs. San Francisco (11/25/12); **Special Teams Fumble Recoveries —** 1 (2x), last vs. Carolina (10/3/10); **Recovery of a Blocked Punt for TD —** 1, vs. Washington (9/9/12).

POSTSEASON

		RECEIVING							RUSHING				
Year	Team	GP	GS	No	Yds	Avg	Lg	TD	Att	Yds	Avg	Lg	TD
2009	New Orleans	3	0	0	0	0.0	0	0	0	0	0.0	0	0
2011	New Orleans	2	0	0	0	0.0	0	0	0	0	0.0	0	0
NFL Totals		**5**	**0**	**0**	**0**	**0.0**	**0**	**0**	**0**	**0**	**0.0**	**0**	**0**

		KICKOFF RETURNS				
Year	Team	No	Yds	Avg	Lg	TD
2009	New Orleans	11	282	25.6	61	0
2011	New Orleans	3	23	7.7	17	0
NFL Totals		**14**	**305**	**21.8**	**61**	**0**

ADDITIONAL POSTSEASON STATISTICS: Special Teams Tackles — (2009, 4); (2011, 3) **Total: 7.**

POSTSEASON CAREER HIGHS: Receptions — 0; **Receiving Yards —** 0; **Long Reception —** 0; **Receiving TDs —** 0; **Rushes —** 0; **Rushing Yards —** 0; **Long Rush —** 0; **Rushing TDs —** 0; **Kickoff Returns —** 5, vs. Minnesota (1/24/10); **Kickoff Return Yards —** 143, vs. Minnesota (1/24/10); **Long Kickoff Return —** 61, vs. Minnesota (1/24/10); **Kickoff Returned for TD —** 0; **Special Teams Tackles —** 3, vs. Arizona (1/16/10).



Jason SMITH

78
T

HEIGHT: **6-5** WEIGHT: **310**
COLLEGE: **BAYLOR**
JOINED SAINTS: **FA-13**
NFL EXPERIENCE: **5**
BORN: **4/30/86**

NFL CAREER – Jason Smith comes to New Orleans after spending the 2012 season with the New York Jets, providing depth at the tackle position while competing for a spot in the club's rotation along the line. Smith has appeared in 45 games with 26 career starts for the Jets and St. Louis after being selected by the Rams in the first round of the 2009 NFL Draft out of Baylor. In his three seasons as a starter, Smith has blocked for a 1,000 yard rusher each time

CAREER TRANSACTIONS – Agreed to terms with Saints on a one-year contract, 4/11/13; Released by Jets, 2/19/13; Acquired by New York Jets from St. Louis Rams, 8/28/12; Placed on Injured Reserve (concussion), 11/25/11; Signed by Rams to a five-year contract, 7/30/09; Selected by the Rams in the first round (second overall) of the 2009 NFL Draft.

2012 – After being acquired by the Jets from the Rams at the conclusion of the preseason, played in all 16 games for the first time in his career as a backup lineman and blocking tight end. **2011** – Started the first six games at right tackle, before suffering a concussion in week seven that forced him to be inactive for four more contests before being placed on Injured Reserve. **2010** – Started a career-high 15 games at right tackle, blocking for Steven Jackson who rushed for 1,241 yards and protecting Sam Bradford, who became the second rookie quarterback to throw for more than 3,500 yards…Cleared paths for Jackson, allowing him to pile up a season-high 114 yards rushing at Detroit, Oct. 10…Helped Jackson reach the 100-yard plateau for the third consecutive game at Tampa Bay, Oct. 24…Kept Bradford upright as the Rams' offensive line did not allow a single sack vs. Atlanta, Nov. 21…Part of an offensive line that helped Bradford to his first career 300-yard passing performance at Denver, Nov. 28…Sprung Jackson on a 27-yard touchdown run with a key seal block in the third quarter, as part of a 102-yard performance at Arizona, Dec. 5. **2009** – Played in eight games with five starts as a rookie for the Rams, missing seven contests due to a knee injury and a concussion…Part of a line that helped Jackson compile four consecutive 100-yard rushing performances…At Detroit, Nov. 1, started at right tackle as part of a line that opened up running lanes for Jackson to rush for 149 yards on 22 carries and did not allow a sack on QB Marc Bulger…Started at right tackle vs. New Orleans, Nov. 15, helping block for the Rams to post a season-high 434 total yards, record 23 first downs and tally three touchdowns…Started at right tackle vs. Arizona, Nov. 22, as part of a line that helped Jackson record his fourth straight and sixth game of the season of at least 100 yards before leaving in the fourth quarter with a head injury.

COLLEGE – Began college career at tight end before moving to tackle for final three seasons…Started 39 of 42 games (24 at left tackle, seven at right tackle, eight at tight end)…As a lineman, recorded 214 knockdowns/key blocks with 29 TD-resulting blocks…At left tackle (2007-08), registered 143 knockdowns, 23 TD-resulting blocks and 15 downfield blocks…Allowed only three quarterback pressures and 4.5 sacks in 1,147 plays at left tackle…Only the 10th offensive lineman in school history to earn All-America, receiving honors from Football Writers Association as senior…Baylor's first offensive lineman since in 1980 to earn honor…Bears' first All-American tackle since 1975…Unanimous first-team All-Big 12…96 knockdowns were the most ever by a Baylor lineman…Allowed only two pressures and 3.5 sacks on 290 pass plays…Blocking helped Baylor rank 21st in nation and third in Big 12 in rushing, (195.75 yards per game) and opened holes for 29 rushing TDs…Graduated in 2008 with bachelor's degree in education and attended graduate school during final season.

PERSONAL – Named to *The Dallas Morning News* Top 100 Area List as a senior at W.T. White (Dallas, Texas) HS…Moved to TE and served as team captain in senior season after earning first-team All-District honors at T as a sophomore and junior…Caught seven passes for 101 yards and one touchdown as a senior, earning 2003 all-District 10-5A honors.

JASON SMITH

Games Played/Started: St. Louis — (2009, 8/5); (2010, 15/15); (2011, 6/6) **New York Jets** (2012, 16/0) **Totals: 45/26**



Will SMITH

91
LB

HEIGHT: 6-3 WEIGHT: 282
COLLEGE: OHIO STATE
JOINED SAINTS: D1-04
NFL EXPERIENCE: 10
BORN: 7/4/81

NFL CAREER – A true impact player on the Saints' defense, Smith has been one of the top defenders in franchise history since being selected 18th overall in the 2004 NFL Draft. Since he joined the team, no Saint has had more than his 67.5 sacks, which ranks fourth in club record books (since 1982, when sacks were first recognized). He's led New Orleans in quarterback takedowns in four seasons, as the first Saint to top the team in sacks three years in a row (2005-07) since La'Roi Glover from 1998-2000. Also a disruptive force against the run, the 2006 Pro Bowl selection has appeared in 139 games with 120 starts and has recorded 618 tackles, caused 19 fumbles and recovered seven. Smith, a five-time defensive captain, sets the tone for the entire unit with his rugged play and intensity. Though often double-teamed, he notched 67 stops (39 solo) last season, posting six sacks, one pass defense and one fumble recovery.

CAREER TRANSACTIONS – Agreed to terms on a six-year contract extension, 6/11/08; Signed to a six-year contract, 7/31/04; Selected in the first-round (18th overall) of the 2004 NFL Draft.

HONORS – **2006:** Pro Bowl; **2004:** *Pro Football Weekly* All-Rookie.

2012 – Started all 16 games at right defensive end and totaled 67 tackles (39 solo), six sacks for losses of 40 yards, one pass defensed and one fumble recovery…Accounted for a season-high eight tackles (five solo) and one sack vs. Kansas City, Sept. 23…Collected two tackles (one solo) and recovered a fumble at Green Bay, Sept. 30…Contributed three stops (two solo) and a sack of Philip Rivers vs. San Diego, Oct. 7…Earned three tackles (two solo) and tied a career-high with two sacks against Philadelphia, Nov. 5, his ninth career day with two or more takedowns…Finished with five stops (four solo) and a sack of Carson Palmer at Oakland, Nov. 18…Had six tackles (two solo) vs. San Francisco, Nov. 25…Made four tackles (three solo) and one sack in a shutout vs. Tampa Bay, Dec. 16. **2011** – Selected by teammates as one of two defensive team captains. Started all 14 games he played in and recorded 52 tackles (28 solo), ranked second on the team with 6.5 sacks and added one pass defensed and two forced fumbles. Also opened both postseason games and finished with six tackles (one solo)…Led the defensive line with five tackles and two sacks at St. Louis, Oct. 30…Along with Shaun Rogers, was credited for sealing a fourth-and-one run play by Michael Turner in overtime at their 29-yard line, allowing Malcolm Jenkins to make the stop for no gain to give the Saints the ball back and set up the game-winning field goal at the Falcons, Nov. 13…With a third quarter sack of Eli Manning vs. N.Y. Giants, Nov. 28, became fourth Saint to record 60 career takedowns…With his third quarter sack of Jake Locker at Tennessee, Dec. 11, the Titans would be put in a third-and-19 situation at the 11 that would eventually force a punt that gave the Saints possession at midfield. **2010** – Selected by teammates as one of the team's five season-long captains. Started all 15 games he played in and finished with 70 tackles (31 solo) – his eighth straight season with over 55 stops, 5.5 sacks, one interception, five passes defensed and one forced fumble…Posted five or more tackles in 11 contests…Declared inactive with groin injury at Arizona, Oct. 10, missing first game since 2006…Recorded first sack of 2010 when he dropped Matt Ryan to put a halt to first drive of overtime vs. Atlanta, Sept. 26, moving him into top five among Saints players in quarterback takedowns. Also added five tackles (four solo)…Led pass rush vs. Pittsburgh, Oct. 31, accounting for five tackles (one solo), making a season-high and game-high 1.5 quarterback takedowns of Ben Roethlisberger and deflecting a pass near the line of scrimmage…Powered an aggressive defense at Dallas, Nov. 25, where in addition to six tackles (two solo), he picked off a first quarter pass by Jon Kitna that set up a field goal, added a fourth quarter sack that moved him to fourth on club's all-time list for takedowns and forced a fumble…Third quarter takedown of Ryan created a third-and-long situation that forced a punt at Atlanta, Dec. 27. Also added five tackles (three solo)…Sacked Josh Freeman for a nine-yard loss to go with six tackles (one solo) in regular season finale vs. Tampa Bay, 1/2/11…Started NFC Wild Card Playoff at Seattle, 1/8/11, and finished with four solo tackles. **2009** – Started all 16 regular season games at right defensive end and

posted a career-high 13 sacks to rank second in NFC, adding 77 tackles (42 solo) with first career interception, four passes defensed and three forced fumbles. Notched 10 tackles (five solo), one forced fumble and one interception in three postseason starts…Led dominating defensive performance at Buffalo, Sept. 27, as he sacked Trent Edwards among his six tackles and also notched his first career interception as he grabbed a tipped pass in the 27-7 win…Had second consecutive dominant game the following week vs. N.Y. Jets, Oct. 4, notching 1.5 sacks of Mark Sanchez, stripping the ball once, leading to Remi Ayodele recovering the fumble in the end zone for a touchdown. Also tallied six tackles…Contributed five tackles vs. N.Y. Giants, Oct. 18, and also drew a holding penalty that nullified

SACK LEADER



After posting six sacks in 2012, Will Smith now has 67.5 sacks in his nine-year career, since being picked by the Saints in the first round of the 2004 NFL Draft, the fourth most quarterback takedowns in team history.

MOST SACKS, IN NEW ORLEANS SAINTS TEAM HISTORY (ALL-TIME SINCE 1982)

	Player	No.
1.	Rickey Jackson, 1981-93	115
2.	Wayne Martin, 1989-99	82.5
3.	Pat Swilling, 1986-92	76.5
4.	**Will Smith, 2004-**	**67.5**
5.	Frank Warren, 1981-89, 91-94	52.5

a touchdown and forced a field goal…Vs. Atlanta, Nov. 2, had four tackles and sacked Ryan twice, with an additional pass defense coming on another near-quarterback takedown…Recorded his second straight multi-sack game vs. Carolina, Nov. 8, dropping Jake Delhomme twice and stripping the ball on one, along with making a total of five tackles…Made seven tackles from his starting spot with a

CAREER GAME BY GAME

DEFENSE

2012		GP	ST	SOLO	AST	TOT	SACK/YDS		INT/YDS		PD	FF	FR
9/9	WAS	X	X	2	2	4	0	0	0	0	0	0	0
9/16	@CAR	X	X	3	4	7	0	0	0	0	0	0	0
9/23	KC	X	X	5	3	8	1	4	0	0	0	0	0
9/30	@GB	X	X	1	1	2	0	0	0	0	0	0	1
10/7	SD	X	X	2	1	3	1	8	0	0	0	0	0
10/21	@TB	X	X	2	1	3	0	0	0	0	1	0	0
10/28	@DEN	X	X	4	1	5	0	0	0	0	0	0	0
11/5	PHI	X	X	2	1	3	2	16	0	0	0	0	0
11/11	ATL	X	X	3	0	3	0	0	0	0	0	0	0
11/18	@OAK	X	X	4	1	5	1	8	0	0	0	0	0
11/25	SF	X	X	2	4	6	0	0	0	0	0	0	0
11/29	@ATL	X	X	2	2	4	0	0	0	0	0	0	0
12/9	@NYG	X	X	2	2	4	0	0	0	0	0	0	0
12/16	TB	X	X	3	1	4	1	4	0	0	0	0	0
12/23	@DAL	X	X	0	1	1	0	0	0	0	0	0	0
12/30	CAR	X	X	2	3	5	0	0	0	0	0	0	0
2012 Season		16	16	39	28	67	6	40	0	0	1	0	1

2011		GP	ST	SOLO	AST	TOT	SACK/YDS		INT/YDS		PD	FF	FR
9/8	@GB						Suspended						
9/18	CHI						Suspended						
9/25	HOU	X	X	4	4	8	0	0	0	0	0	0	0
10/2	@JAX	X	X	3	1	4	2	16	0	0	0	0	0
10/9	@CAR	X	X	2	2	4	0.5	2.5	0	0	0	1	0
10/16	@TB	X	X	0	2	2	0	0	0	0	0	0	0
10/23	IND	X	X	0	1	1	0	0	0	0	0	0	0
10/30	@StL	X	X	5	0	5	2	16	0	0	0	0	0
11/6	TB	X	X	0	2	2	0	0	0	0	1	0	0
11/13	@ATL	X	X	2	3	5	0	0	0	0	0	0	0
11/28	NYG	X	X	4	1	5	1	14	0	0	0	1	0
12/4	DET	X	X	1	2	3	0	0	0	0	0	0	0
12/11	@TEN	X	X	3	0	3	1	9	0	0	0	0	0
12/18	@MIN	X	X	2	1	3	0	0	0	0	0	0	0
12/26	ATL	X	X	1	2	3	0	0	0	0	0	0	0
1/1	CAR	X	X	1	3	4	0	0	0	0	0	0	0
2011 Season		14	14	28	24	52	6.5	57.5	0	0	1	2	0

2010		GP	ST	SOLO	AST	TOT	SACK/YDS		INT/YDS		PD	FF	FR
9/9	MIN	X	X	0	3	3	0	0	0	0	0	0	0
9/20	@SF	X	X	2	3	5	0	0	0	0	2	0	0
9/26	ATL	X	X	4	1	5	1	9	0	0	0	0	0
10/3	CAR	X	X	3	2	5	0	0	0	0	1	0	0
10/10	@ARZ						Inactive (groin)						
10/17	@TB	X	X	1	1	2	0	0	0	0	0	0	0
10/24	CLE	X	X	4	4	8	0	0	0	0	0	0	0
10/31	PIT	X	X	1	4	5	1.5	9	0	0	1	0	0
11/7	@CAR	X	X	0	5	5	0	0	0	0	0	0	0
11/21	SEA	X	X	1	3	4	0	0	0	0	1	0	0
11/25	@DAL	X	X	2	4	6	1	0	1	4	0	1	0
12/5	@CIN	X	X	2	1	3	0	0	0	0	0	0	0
12/12	STL	X	X	3	0	3	0	0	0	0	0	0	0
12/19	@BAL	X	X	4	1	5	0	0	0	0	0	0	0
12/27	@ATL	X	X	3	2	5	1	8	0	0	0	0	0
1/2	TB	X	X	1	5	6	1	9	0	0	0	0	0
2010 Season		15	15	31	39	70	5.5	35	1	4	5	1	0

forced fumble and a three-yard sack of Marc Bulger at St. Louis, Nov. 15…Made six tackles at Tampa Bay, Nov. 22, recording an eight-yard sack of Freeman, marking the fourth consecutive game he recorded a takedown, the longest such streak of his career…Wrapped up a dominant November with his fifth consecutive game where he posted at least one sack, recording 1½ takedowns—splitting a

CAREER GAME BY GAME

DEFENSE

2009		GP	ST	SOLO	AST	TOT	SACK/YDS		INT/YDS		PD	FF	FR
9/13	DET	X	X	1	3	4	0	0	0	0	0	0	0
9/20	@PHI	X	X	2	1	3	0	0	0	0	1	0	0
9/27	@BUF	X	X	5	1	6	1	3	1	0	1	0	0
10/4	NYJ	X	X	3	3	6	1.5	10.5	0	0	0	1	0
10/18	NYG	X	X	1	4	5	0	0	0	0	0	0	0
10/25	@MIA	X	X	1	2	3	0	0	0	0	1	0	0
11/2	ATL	X	X	3	1	4	2	5	0	0	1	0	0
11/8	CAR	X	X	3	2	5	2	12	0	0	0	1	0
11/15	@StL	X	X	4	3	7	1	3	0	0	0	1	0
11/22	@TB	X	X	2	4	6	1	8	0	0	0	0	0
11/30	NE	X	X	3	1	4	1.5	10	0	0	0	0	0
12/6	@WAS	X	X	2	2	4	0	0	0	0	0	0	0
12/13	@ATL	X	X	2	2	4	0	0	0	0	0	0	0
12/19	DAL	X	X	5	1	6	2	14	0	0	0	0	0
12/27	TB	X	X	4	5	9	1	3	0	0	0	0	0
1/3	@CAR	X	X	1	0	1	0	0	0	0	0	0	0
2009 Season		16	16	42	35	77	13	68.5	1	0	4	3	0

2008		GP	ST	SOLO	AST	TOT	SACK/YDS		INT/YDS		PD	FF	FR
9/7	TB	X	X	2	2	4	0	0	0	0	0	0	0
9/14	@WAS	X	X	3	1	4	1	12	0	0	0	0	0
9/21	@DEN	X	X	4	1	5	0	0	0	0	0	0	0
9/28	SF	X	X	4	1	5	1	5	0	0	0	1	0
10/6	MIN	X	X	1	2	3	0	0	0	0	0	0	0
10/12	OAK	X	X	2	3	5	0	0	0	0	0	0	0
10/19	@CAR	X	X	2	3	5	0	0	0	0	0	0	0
10/26	SD	X	X	3	2	5	0	0	0	0	0	0	0
11/9	@ATL	X	X	3	2	5	0	0	0	0	0	0	0
11/16	@KC	X	X	4	2	6	1	6	0	0	0	0	0
11/24	GB	X	X	3	2	5	0	0	0	0	0	0	0
11/30	@TB	X	X	6	2	8	0	0	0	0	0	0	0
12/7	ATL	X	X	2	3	5	0	0	0	0	0	0	0
12/11	@CHI	X	X	3	3	6	0	0	0	0	0	0	0
12/21	@DET	X	X	1	1	2	0	0	0	0	0	0	0
12/28	CAR	X	X	1	3	4	0	0	0	0	1	0	0
2008 Season		16	16	44	33	77	3	23	0	0	1	1	0

2007		GP	ST	SOLO	AST	TOT	SACK/YDS		INT/YDS		PD	FF	FR
9/6	@IND	X	X	2	0	2	0	0	0	0	0	0	0
9/16	@TB	X	X	1	1	2	0	0	0	0	1	0	0
9/24	TEN	X	X	4	1	5	0	0	0	0	0	0	0
10/7	CAR	X	X	1	3	4	1	7	0	0	0	1	0
10/14	@SEA	X	X	0	0	0	0	0	0	0	0	0	0
10/21	ATL	X	X	3	1	4	0	0	0	0	0	0	0
10/28	@SF	X	X	2	0	2	1	6	0	0	0	0	0
11/4	JAX	X	X	2	4	6	0	0	0	0	0	0	0
11/11	StL	X	X	1	7	8	1	9	0	0	0	0	0
11/18	@HOU	X	X	2	2	4	1	6	0	0	0	0	1
11/25	@CAR	X	X	1	1	2	0	0	0	0	1	0	1
12/2	TB	X	X	4	2	6	1	7	0	0	0	0	0
12/10	@ATL	X	X	6	2	8	1	0	0	0	0	1	0
12/16	ARZ	X	X	2	2	4	0	0	0	0	0	0	0
12/23	PHI	X	X	4	0	4	1	6	0	0	1	0	1
12/30	@CHI	X	X	2	2	4	0	0	0	0	0	0	0
2007 Season		16	16	37	28	65	7	41	0	0	3	2	3

sack of Tom Brady and later dropping his backup Brian Hoyer—among his four tackles in win over New England, Nov. 30…Posted six tackles vs. Dallas, Dec. 19, with two sacks of Tony Romo to establish a new season career-high with 12…Recorded a season-best nine tackles vs. Tampa Bay, Dec. 27, with a three-yard sack of Freeman…Made an impact in NFC Divisional Playoff vs. Arizona, mak-

CAREER GAME BY GAME

DEFENSE

2006		GP	ST	SOLO	AST	TOT	SACK	YDS	INT	YDS	PD	FF	FR
9/10	@CLE	X	X	3	2	5	1	1	0	0	0	0	0
9/17	@GB	X	X	2	1	3	1	12	0	0	0	0	1
9/25	ATL	X	X	1	2	3	1	6	0	0	1	0	0
10/1	@CAR	X	X	3	2	5	0	0	0	0	0	0	0
10/8	TB	X	X	4	1	5	0	0	0	0	0	0	0
10/15	PHI	X	X	1	2	3	0.5	3.5	0	0	0	0	0
10/29	BAL	X	X	2	3	5	0	0	0	0	0	1	0
11/5	@TB	X	X	3	2	5	2	10	0	0	0	1	0
11/12	@PIT	X	X	2	1	3	0	0	0	0	0	0	0
11/19	CIN	X	X	2	2	4	1	9	0	0	0	0	0
11/26	@ATL	X	X	5	0	5	2	20	0	0	1	1	0
12/3	SF						Inactive (knee)						
12/10	@DAL	X	X	2	0	2	2	18	0	0	0	0	0
12/17	WAS	X	X	4	2	6	0	0	0	0	0	0	0
12/24	@NYG	X	X	1	1	2	0	0	0	0	0	0	0
12/31	CAR						Inactive						
2006 Season		**14**	**14**	**35**	**21**	**56**	**10.5**	**79.5**	**0**	**0**	**2**	**3**	**1**

2005		GP	ST	SOLO	AST	TOT	SACK	YDS	INT	YDS	PD	FF	FR
9/11	@Car	X		5	0	5	1	3	0	0	0	1	0
9/19	NYG	X		3	1	4	0	0	0	0	0	0	0
9/25	@Min	X		3	2	5	0	0	0	0	0	0	0
10/2	BUF	X		3	0	3	1	11	0	0	0	0	0
10/9	@GB	X	X	2	2	4	0	0	0	0	1	0	0
10/16	ATL	X	X	7	1	8	1	6	0	0	0	0	0
10/23	@Stl	X		2	0	2	0	0	0	0	0	0	1
10/30	MIA	X		2	2	4	1	9	0	0	0	0	0
11/6	CHI	X	X	2	1	3	0	0	0	0	0	0	0
11/20	@NE	X		9	3	12	1.5	12	0	0	0	1	0
11/27	@NYJ	X	X	6	0	6	1	9	0	0	0	0	0
12/4	TB	X	X	6	1	7	1	8	0	0	0	0	0
12/12	@Atl	X	X	5	0	5	0	0	0	0	2	0	0
12/18	CAR	X	X	4	5	9	0	0	0	0	0	0	0
12/24	DET	X	X	5	1	6	1	2	0	0	1	0	0
1/1	@TB	X	X	2	0	2	0	0	0	0	2	0	0
2005 Season		**16**	**9**	**66**	**19**	**85**	**8.5**	**60**	**0**	**0**	**6**	**2**	**1**

2004		GP	ST	SOLO	AST	TOT	SACK	YDS	INT	YDS	PD	FF	FR
9/12	SEA	X	X	0	2	2	0	0	0	0	0	0	0
9/19	SF	X	X	4	2	6	1	7	0	0	0	1	0
9/26	@Stl	X		0	2	2	0	0	0	0	1	0	0
10/3	@Ari	X		0	0	0	0	0	0	0	0	0	0
10/10	TB	X		1	1	2	1	8	0	0	0	0	0
10/17	MIN	X		1	0	1	0	0	0	0	0	0	0
10/24	@Oak	X	X	6	2	8	0	0	0	0	0	0	0
11/7	@SD	X	X	1	1	2	0	0	0	0	0	0	0
11/14	KC	X		3	1	4	1	7	0	0	0	0	0
11/21	DEN	X		6	0	6	0	0	0	0	0	0	0
11/28	@Atl	X		4	0	4	1	2	0	0	0	0	0
12/5	CAR	X		2	2	4	1	6	0	0	0	0	0
12/12	@Dal	X		2	0	2	1	3	0	0	0	1	0
12/19	@TB	X		1	4	5	0	0	0	0	0	1	0
12/26	ATL	X		3	0	3	0	0	0	0	0	1	0
1/2	@Car	X		7	1	8	1.5	8	0	0	0	1	1
2004 Season		**16**	**4**	**41**	**18**	**59**	**7.5**	**41**	**0**	**0**	**1**	**5**	**1**

ing one tackle and intercepting a pass by Kurt Warner that led to a New Orleans touchdown…Played virtually every defensive snap in the NFC Championship vs. Minnesota, making seven tackles (three solo) and forcing a Percy Harvin fumble that was recovered by Ayodele, leading to a Saints touchdown in the win…Made two tackles in Super Bowl XLIV. **2008** – Started all 16 games at right defensive end for the second straight year, recording 77 tackles (33 solo), three sacks for 23 yards in losses, a forced fumble and deflected a pass…Registered five or more tackles in 11 contests…Tallied four stops and one sack for a loss of 12 yards at Washington, Sept. 14…Accounted for five tackles (four solo), one sack and one forced fumble that was recovered by Jonathan Vilma and led to a touchdown vs. San Francisco, Sept. 28…Posted six tackles and a sack at Kansas City, Nov. 16…Recorded a season-high eight tackles (six solo) at Tampa Bay, Nov. 30…Posted five tackles vs. Atlanta, Dec. 7, including a key stop of Turner for a five-yard loss on a defensive stand to open the fourth quarter. **2007** – Started all 16 games at right defensive end, recording a team-high seven sacks and leading the Saints defensive line with 65 tackles (37 solo), registering two forced fumbles, three fumble recoveries, five tackles for a loss and three passes defensed…Selected by teammates as one of five captains…Recorded four tackles (three solo), a sack for a seven-yard loss and a forced fumble vs. Carolina, Oct. 7, in his 50th career game…Posted season-high eight tackles, including a nine-yard sack of Marc Bulger, vs. St. Louis, Nov. 11…Sacked Matt Schaub at Houston, Nov. 18. Also recovered a fumble that led to a TD drive…At Carolina, Nov. 25, had two tackles, knocked down a pass and had a fumble recovery…Made six tackles and recorded first career safety when he dropped Luke McCown in end zone for a seven-yard loss vs. Tampa Bay, Dec. 2…Recorded four tackles, deflected a pass, recovered a fumble and had a sack in busy day vs. Philadelphia, Dec. 23. **2006** – Started 14 games at right defensive end, inactive vs. San Francisco, Dec. 3, (knee) and vs. Carolina, Dec. 31, with Saints having clinched a playoff berth. Posted five or more tackles in seven contests. Ranked 14th in NFL with 10.5 sacks and added 56 tackles (35 solo), two passes defensed, three forced fumbles and one fumble recovery…Had a sack in each of the first three games of the season, and added a fumble recovery at Green Bay, Sept. 17…Notched five stops, a career-high two sacks and a forced fumble at Tampa Bay, Nov. 5…Had two takedowns again at Atlanta, Nov. 26 – where he also deflected a pass and forced a fumble – and had two more takedowns at Dallas, Dec. 10…Also a force in the postseason, with eight stops vs. Philadelphia in the NFC Divisional Playoff game and seven tackles at Chicago in the NFC Championship game. **2005** – Tied for eighth in the NFC with a team-leading 8.5 sacks despite opening only nine games and not becoming a full-time starter until the final six contests. Had at least one sack in six games. Recorded 85 tackles, six passes defensed, two forced fumbles and a fumble recovery…Tallied five tackles, a sack and a forced fumble at Carolina, Sept. 11. Marked the fifth straight contest Smith had caused a fumble, the first player in club history to do so…Top performance of the season came at New England, Nov. 20, with career-high 12 tackles, 1.5 sacks and a forced fumble against defending Super Bowl Champions…Started at right defensive end at N.Y. Jets, Nov. 27, and responded with six tackles and a sack…Started at left defensive end vs. Detroit, Dec. 24, and had six tackles, one sack and a pass defensed. **2004** – Enjoyed a strong rookie year with 59 tackles (41 solo), 7.5 sacks, a team-high five forced

fumbles and one fumble recovery. Appeared in all 16 games and started four, recording a sack in seven contests. Sack total ranked second in NFL among rookies and fourth in club history for a rookie. Came on strong over last eight games with 36 tackles, 5.5 sacks, four forced fumbles and one fumble recovery…Finished with six tackles (four solo), a sack and a forced fumble vs. San Francisco, Sept. 19…Had four tackles and one sack at Atlanta, Nov. 28…First of a three-week stretch where he posted a sack, including vs. Carolina, Dec. 5, and at Dallas, Dec. 12, when he also added a forced fumble…Dec. 19, at Tampa Bay, had a key fourth quarter forced fumble that set up a game-winning march. Also made a downfield block earlier in quarter on special teams to spring Michael Lewis for a 53-yard punt return…Equaled season-high with eight stops (seven solo), 1.5 sacks and a forced fumble with a fumble recovery at Carolina, 1/2/05…Posted a forced fumble in each of last four contests, the first player in club history to do so in four straight games.

COLLEGE – A three-year starter at right defensive end for Ohio State. Finished with career totals of 167 tackles (111 solo), 21 sacks, five forced fumbles, two fumble recoveries and an interception. Selected to OSU's All-Decade Team. Opened 37 of 51 career games…Sack total ranked fifth in OSU history upon his departure…First-team All-American, All-Big 10 selection and conference's Defensive Player of the Year and Defensive Lineman of the Year as a senior in 2003, posting 49 tackles (30 solo), 10.5 sacks and 20 stops for a loss…Finalist for Hendricks Award, given to nation's top defensive end…All-Big 10 second-team as junior, appearing in every game despite suffering a midseason knee sprain, as he was one of the team leaders on a National Championship team…Recorded 5.5 sacks, a forced fumble, an interception and a fumble recovery…Named school's Outstanding First-Year Defensive Player as freshman with three sacks…Majored in criminology.

PERSONAL – All-American at Proctor (Utica, N.Y.) HS, where he had 20 quarterback takedowns as senior…Named the Mohawk Valley Player of the Year as a senior and junior and was the runner-up for the state's Player of the Year honors…Also was an All-CNY first-team selection and a Football New York All-State selection…Ran on the track team for Proctor, finishing second in the New York state 4x100 relay and was also a basketball standout…Wants to be an FBI agent after he retires…Smith's "Where There's a Will There's a Way" foundation mentors, assists and provides educational and athletic support to at-risk children, as well as working with several charitable organizations throughout Louisiana…Since 2011, they have sponsored an annual Celebrity Waiters event to benefit Bridge House…Has also hosted the Smith Family Christmas Event the past two holiday seasons at the practice facility, where 60 families from Kingsley House received gifts, a holiday meal, a tour of the facility and an opportunity to win raffle items…On the advisory board of Artists and Athletes Alliance which engages in productive dialogue with lawmakers, policymakers and opinion-leaders, so the voices of the artistic and athletic community can be heard on the many important issues facing the nation… In April, he attended NFL Franchising Boot Camp at the Ross School of Business at the University of Michigan…Born July 4, 1981.

WILL SMITH

				TACKLES					INTERCEPTIONS					FUMBLES		
Year	Team	GP	GS	Tot	Solo	Asst	Sk	Yds	No	Yds	Lg	TD	PD	FF	FR	Yds
2004	New Orleans	16	4	59	41	18	7.5	41.0	0	0	0	0	1	5	1	-1
2005	New Orleans	16	9	85	66	19	8.5	60.0	0	0	0	0	6	2	1	-2
2006	New Orleans	14	14	56	35	21	10.5	79.5	0	0	0	0	2	3	1	0
2007	New Orleans	16	16	65	37	38	7.0	41.0	0	0	0	0	3	2	3	0
2008	New Orleans	16	16	77	44	33	3.0	23.0	0	0	0	0	1	1	0	0
2009	New Orleans	16	16	77	42	35	13.0	68.5	1	0	0	0	4	3	0	0
2010	New Orleans	15	15	70	31	39	5.5	35.0	1	4	4	0	5	1	0	0
2011	New Orleans	14	14	52	28	24	6.5	57.5	0	0	0	0	1	2	0	0
2012	New Orleans	16	16	67	39	28	6.0	40.0	0	0	0	0	1	0	1	0
NFL Totals		**139**	**120**	**618**	**363**	**255**	**67.5**	**445.5**	**2**	**4**	**4**	**0**	**24**	**19**	**7**	**-3**

ADDITIONAL STATISTICS: Safeties — (2007, 1) **Total: 1**

CAREER HIGHS: Tackles — 12, at New England (11/20/05); **Sacks —** 2 (9x), last vs. Philadelphia (11/5/12); **Forced Fumbles —** 1 (19x), last vs. N.Y. Giants (11/28/11); **Fumble Recoveries —** 1 (7x), last at Green Bay (9/30/12); **Interceptions —** 1 (2x), last at Dallas (11/25/10); **Passes Defensed —** 2 (3x), last at San Francisco (9/20/10); **Safeties —** 1, vs. Tampa Bay (12/2/07).

POSTSEASON

				TACKLES					INTERCEPTIONS					FUMBLES		
Year	Team	GP	GS	Tot	Solo	Asst	Sk	Yds	No	Yds	Lg	TD	PD	FF	FR	Yds
2006	New Orleans	2	2	15	11	4	0.0	0.0	0	0	0	0	0	0	0	0
2009	New Orleans	3	3	10	5	5	0.0	0.0	1	5	5	0	0	1	0	0
2010	New Orleans	1	1	4	4	0	0.0	0.0	0	0	0	0	0	0	0	0
2011	New Orleans	2	2	6	1	5	0.0	0.0	0	0	0	0	0	0	0	0
NFL Totals		**8**	**8**	**35**	**21**	**14**	**0.0**	**0.0**	**1**	**5**	**5**	**0**	**0**	**1**	**0**	**0**

POSTSEASON CAREER HIGHS: Tackles — 10, at Chicago (1/21/07); **Sacks —** 0; **Forced Fumbles —** 1, vs. Minnesota (1/24/10); **Fumble Recoveries —** 0; **Interceptions —** 1, vs. Arizona (1/16/10); **Passes Defensed —** 0.



Darren SPROLES

43
RB

HEIGHT: 5-6 WEIGHT: 190
COLLEGE: KANSAS STATE
JOINED SAINTS: UFA-11 (SD)
NFL EXPERIENCE: 9
BORN: 6/20/83

NFL CAREER – Since Sproles joined the Saints in 2011 as an unrestricted free agent, he's quickly established himself as one of the most versatile performers on offense and special teams in franchise history. The 5-6, 190 pound all-purpose threat has been one of the NFL's most dynamic players rushing, receiving and on kickoff and punt returns. Since 2007, no NFL player has matched his 12,533 all-purpose yards. In his eight-year NFL career, with 107 games played and only 15 starts, Sproles has carried 384 times for 2,001 yards (5.2 avg.) with nine touchdowns and recorded 307 receptions for 2,777 yards (9.0 avg.) with 25 scoring grabs. Also one of the NFL's premier return men on kickoffs and punts, Sproles has returned 316 kickoffs for 8,041 yards (25.4 avg.) with two touchdowns and 166 punts for 1,412 yards (8.6 avg.) with three touchdowns. His five

combined (kickoff and punt) return touchdowns are tied for sixth-most in the NFL since 2007.

CAREER TRANSACTIONS – Agreed to terms with New Orleans (UFA-SD), 7/29/11; Agreed to terms with San Diego on one-year contract (RFA), 4/2/10; Signed Franchise tender from San Diego, 4/28/09; Designated Franchise Player by San Diego, 2/18/09; Placed on Injured Reserve by San Diego, 8/15/06; Agreed to four-year contract with San Diego, 7/26/05; Chosen by San Diego Chargers in the fourth round (130th overall) of the 2005 NFL Draft.

HONORS – **2011:** *USA Today* All-Joe; **2008:** AFC Special Teams Player of the Month (September); SI.com Offensive Player of the Week (postseason week one) **2007:** AFC Special Teams Player of the Week (Week 10); *USA Today* AFC Special Teams Player of the Week (Week 10); *Pro Football Weekly* NFL Player of the Week (Week 10).

2012 – Appeared in 13 games with a career-high six starts, missing three contests (11/5-11/18) with a hand injury. Carried 48 times for 244 yards (5.1 avg.) with one touchdown and a two-point conversion run, led all NFL running backs in receiving with 75 receptions for 667 yards and seven touchdowns, returned 23 punts for 183 yards (8.0 avg.) and brought back 18 kickoffs for 483 yards (26.8 avg.)…In opener vs. Washington, Sept. 9, started and posted five receptions for 35 yards with a fourth quarter TD and subsequent two-point conversion run. Also returned three kickoffs for 103 yards, including a season-long 48-yard runback… Had his 17th career performance of at least 200 all-purpose yards (202) at Carolina, Sept. 16, when he had career-highs in receptions and receiving yardage, catching 13 passes for 128 yards (9.8 avg.)…Led team in rushing with seven carries for 62 yards (8.9 avg.), including a career-long 47-yard carry vs. Kansas City, Sept. 23…Started at Green Bay, Sept. 30, and rushed five times for 20 yards, also adding five receptions for 44 yards with one TD…Started and rushed five times for 27 yards (5.4 avg.), adding four receptions for 32 yards including a nine-yard TD, and returned a punt for 15 yards…Started at Denver, Oct. 28, and led team with seven receptions for 56 yards, including a 29-yard TD grab…Missed following three games after hand injury that required surgery was diagnosed following contest…Returned vs. San Francisco, Nov. 25, and led the team with seven receptions for 65 yards (9.3 avg.)…Caught five passes for 47 yards (9.4 avg.) and returned four punts for 62 yards (15.5 avg.) at Atlanta, Nov. 29…At N.Y. Giants, Dec. 9, carried five times for 56 yards (11.2 avg.) and one TD, including a long of 34 yards, and also posted four receptions for 28 yards and one TD…Rushed five times for 22 yards, caught five passes for 21 yards and one TD and also brought back three punts for 38 yards vs. Tampa Bay, Dec. 16…Started and rushed nine times for 48 yards (5.3 avg.) and caught seven passes for 104 yards (14.9 avg.) at Dallas, Dec. 23…In finale vs. Carolina, Dec. 30, caught eight passes for 79 yards and one TD. **2011** – Appeared in all 16 games with four starts and set an NFL record with 2,696 all-purpose yards. Carried 87 times for a career-high and team-best 603 yards (6.9 avg.) with two touchdowns and ranked fifth in the NFC and seventh in the NFL in receiving with a career-high 86 receptions for 710 yards (8.3 avg.) with six touchdowns, leading running backs in catches. He finished

ALL-PURPOSE LEADER



With 12,533 all-purpose yards (rushing, receiving, punt return, kickoff return) since 2007, Sproles' total is ranked first in the NFL. In 2011, his 2,696 all-purpose yards set a single-season NFL record.

MOST ALL-PURPOSE YARDS SINCE 2007

1.	**Darren Sproles**	**12,533**
2.	Josh Cribbs	11,332
3.	Adrian Peterson	10,803
4.	Leon Washington	10,222
5.	Maurice Jones-Drew	9,748

HIGHEST SINGLE-SEASON ALL-PURPOSE YARDAGE TOTALS

1.	**Darren Sproles, NO (2011)**	**2,696**
2.	Derrick Mason, Ten. (2000)	2,690
3.	Michael Lewis, NO (2002)	2,647
4.	Lionel James, SD (1985)	2,535
5.	Fred Jackson, Buf. (2009)	2,516

ranked second in the NFL with 724 yards after the catch. Particularly effective in third down situations, where he made 25 receptions for 225 yards (9.0 avg.) and two scoring receptions to tie for third in the conference and seventh in the league. With nine total touchdowns, tied for 11th in the conference and 16th in the NFL. 1,313 total yards from scrimmage ranked first on the team, 11th in the NFC and 21st in the NFL. Accounted for 62 first downs to rank ninth in the conference and 16th in the league. On punt returns, had a 10.1 average, including a 72-yard touchdown in the NFL season opener at Green Bay, Sept. 8, and ranked third in the conference and sixth in the league on kickoff returns, averaging 27.2 yards per

return. The only NFL player in 2011 to score on a rush, reception and punt return. Started both postseason contests, rushing 13 times for 54 yards with two TDs, recording 19 receptions for 152 yards (8.0 avg.) with a 44-yard TD, while averaging 6.6 yards on punt returns and 23.0 yards on kickoff returns…Made an immediate impression in his Black and Gold debut in the NFL's opener at Green Bay, Sept. 8, as he garnered 250 all-purpose yards, the highest single-game total by a Saint since 2008. Carried twice for seven yards, had a team-best seven receptions for 75 yards, returned two punts for a career-high 92 yards, including a 72-yard runback for a TD, and two kickoff returns for 76 yards, including a 57-yarder… Vs. Chicago, Sept. 18, garnered 85 all-purpose yards, fueled by a team-best eight receptions for 43 yards, including a 12-yard grab where he rolled along the sideline for a TD…Gained 193 all-purpose yards vs. Houston, Sept. 25, including a spectacular second quarter 30-yard run between the tackles for a TD…Oct. 2, at Jacksonville, gained 188 all-purpose yards in New Orleans' first road victory of 2011. Carried seven times for 75 yards (10.7 avg.) and tied for second on the team in receiving with five grabs for 56 yards (11.2 avg.)…Oct. 9, at Carolina, gained 91 total yards from scrimmage and was team's leading rusher with 11 carries for 51 yards…Had 190 all-purpose yards vs. Indianapolis, Oct. 23, on 12 carries for 88 yards and a fourth quarter 16-yard TD, six receptions for 19 yards and a second quarter six-yard score, and 83 yards in returns…Made a significant contribution on every facet of offense and special teams for the Saints in what would be the start of an eight-game winning streak to close out the regular season vs. Tampa Bay, Nov. 6. He had four carries for 42 yards, including a first quarter 35-yard blast that put the Saints in Tampa Bay territory to help set up their first TD, added five receptions for 57 yards, including a second quarter 21-yard pass play for a TD, returned a punt for 15 yards and added two kickoff returns for 54 yards…Vs. Detroit, Dec. 4, carried four times for 28 yards and posted five receptions for 46 yards, including a six-yard TD grab…At Minnesota, Dec. 18, had 232 all-purpose yards on eight carries for 33 yards, five receptions for 79 yards, including a season-long grab for a gain of 39 yards, one TD, and punt returns of 22 and 23 yards…Played a significant role in the running and return game, as well as a historical role in the passing game, vs. Atlanta, Dec. 26. Finished with a total of 236 all-purpose yards, leading New Orleans in rushing with five carries for 67 yards including a season-best 36-yard rush, and with his fourth quarter nine-yard TD reception from QB Drew Brees, accounted for the catch that gave the signal-caller the NFL single-season record for passing yardage. Also returned a kickoff 92 yards…Had 168 all-purpose yards (40 rushing, 29 receiving, 45 punt returns, 54 kickoff returns) to improve his total to an NFL single-season record 2,696 in regular season finale vs. Carolina, 1/1/12… In NFC Wild Card Playoff vs. Detroit, 1/7/12, scored his first two postseason TDs as a Saint on a second quarter two-yard carry and a fourth quarter 17-yard run. Overall, carried ten times for 51 yards (5.1 avg.) and finished with four receptions for 34 yards (8.5 avg.)…In NFC Divisional Playoff at San Francisco, 1/14/12, set NFL postseason single-game receiving record with 15 receptions for 118 yards, including a fourth quarter 44-yard TD that gave New Orleans a brief lead. Had an all-purpose yardage total of 188.

2010 – Appeared in all 16 games for Chargers with three starts and carried 50 times for 267 yards, had a team-best 59 receptions for 520 yards with two touchdowns, returned 51 kickoffs for 1,257 yards (24.6 avg.) and 24 punts for 166

yards (6.9 avg.) for 2,210 all-purpose yards. Ranked third in NFL in all-purpose yardage and fifth among running backs in receptions…Averaged 7.4 yards per carry (five rushes for 37 yards), 15.8 yards per catch (four receptions for 63 yards) and returned three kickoffs for 56 yards, a total of 166 all-purpose yards in win vs. Jacksonville, Sept. 19…Had a nine-yard carry, five receptions for 48 yards, two punt returns for 13 yards and five kickoff returns for 115 yards at St. Louis, Oct. 17…Recorded four carries for 41 yards, four receptions for 36 yards, including one TD catch, two punt returns for 14 yards and four kickoff returns for 100 yards against Tennessee, Oct. 31…Had a TD catch, averaging 12 yards per reception, against Denver, Nov. 22. **2009** – Appeared in all 16 regular season games, starting contests vs. Baltimore, Sept. 20, and Miami, Sept. 27. Finished with 343 rushing yards with three touchdowns and 497 receiving yards (11.0 avg) with four touchdowns. Added 1,300 kickoff return yards and 183 punt return yards…Scored game-winning TD while adding 246 all-purpose yards in opener at Oakland, Sept. 14…Had career-long 81-yard TD grab vs. Ravens as part of a 278 all-purpose yard day…Returned a punt 77 yards for a TD vs. Denver, Oct. 19…Caught a 58-yard TD at Kansas City, Oct. 25…Had career high three TDs at Tennessee, Dec. 25…Averaged 11 yards per carry and 10 yards per catch in AFC Divisional Playoff loss to N.Y. Jets, 1/17/10. **2008** – Appeared in all 16 regular season games and both playoff contests for the Chargers. Finished with 61 carries for 330 yards (5.4 avg.) with one touchdown, 29 receptions for 342 yards (11.8 avg.) with five touchdowns, 1,376 kickoff return yards with a touchdown and 249 punt return yards…Gained career-high 317 all-purpose yards at Denver, Sept. 14, scoring on both a 103-yard kickoff return and a 66-yard catch…67-yard kickoff return at Oakland, Sept. 28, solidified his spot as both AFC and Chargers Alumni Special Teams Player of the Month (September)…Career-high two TD catches vs. Oakland, Dec. 4…221 all-purpose yards at Tampa Bay, Dec. 21, taking season total over 2,000…Best rushing performance came against Denver, Dec. 28, with 115 yards (8.2 avg.) and one TD while adding a receiving TD to clinch the AFC West…Won SI.com Offensive Player of the Week after gaining 328 all-purpose yards in first round of the playoffs against Indianapolis, 1/3/09, the third-most in an NFL playoff game…Recorded 274 all-purpose yards in second round at Pittsburgh, 1/11/09, starting his first NFL contest…Set two single-game NFL postseason records with 602 all-purpose yards. **2007** – Played in 15 regular season games and three postseason contests. Recorded 37 carries for 164 yards (4.4 avg.) with two touchdowns, 10 receptions for 31 yards, 1,008 kickoff return yards (27.2 avg.) with one touchdown and 229 punt return yards and a touchdown…Averaged career best 46.7 yards per kickoff return at Oakland, Oct. 14…Recorded a kickoff return and punt return for a TD against Indianapolis, Nov. 11, and received Special Teams Player of the Week by AFC and *USA Today*, and *Pro Football Weekly*'s NFL Player of the Week. Became ninth player in NFL history to score on kickoff return and punt return in same game and only the second player to do so in the same quarter…Best rushing game came against Detroit, Dec. 16, with 25 carries for 122 yards (4.9 avg.) and two TDs, setting career-highs for carries and yardage…Averaged 8.8 yards per carry and 20.3 yards per reception in three playoff appearances, including a 56-yard catch and run on a screen pass for his first career postseason TD to beat Indianapolis in the second round…Pro Bowl second alternate selection. **2006** – Sidelined for the entire regular season after breaking

his ankle on a punt return in the preseason vs. Green Bay, Aug. 12. **2005** – Appeared in 15 games as a rookie and finished with eight carries for 50 yards (6.2 avg.), three receptions for 10 yards, 63 kickoff returns for 1,528 yards (24.3 avg.) and 18 punt returns for 108 yards (6.0 avg.)…Longest run (21 yards) came vs. N.Y. Giants, Sept. 25. Also had a season-long 58-yard kickoff return against Giants…Recorded 50 yard kickoff return at N.Y. Jets, Nov. 6.

COLLEGE – From 2001-04, gained 4,979 rushing yards with 80 touchdowns, 609 receiving yards with two touchdowns, 846 kickoff return yards, 378 punt return yards and one touchdown, setting 23 school records…2005 Senior Bowl North Offensive MVP…Team Offensive MVP in 2003-04 and co-MVP in 2002…Led nation and set school record with 1,986 rushing yards and 2,735 all-purpose yards in 2003…Unanimous first-team all-conference selection…Finished fifth in Heisman Trophy voting and runner-up for Doak Walker award while being named All-America by *Sports Illustrated*, *Associated Press*, and *The NFL Draft Report* at the end of his junior campaign…Named second team All-Big 12 in 2002…Graduated with a bachelor's degree in criminal justice.

PERSONAL – Attended Olathe (Kan.) HS, where he led school to fourth state title in five years as a senior…Kansas Player of the Year by *USA Today* and Kansas Hall of Fame Player of the Year as senior…1999 and 2000 *Kansas City Star* Player of the Year…Two-time all-state, all-metro, and All-Sunflower League selection…Finished with 79 touchdowns in high school career with 5,230 rushing yards…Created Sproles Empowered Youth, a non-profit organization to benefit underserved youth…Born in Waterloo, Iowa.

DARREN SPROLES

		RUSHING							RECEIVING				
Year	Team	GP	GS	Att	Yds	Avg	Lg	TD	No	Yds	Avg	Lg	TD
2005	San Diego	15	0	8	50	6.3	21	0	3	10	3.3	6	0
2006	San Diego	INJURED RESERVE											
2007	San Diego	15	0	37	164	4.4	34	2	10	31	3.1	14	0
2008	San Diego	16	0	61	330	5.4	37	1	29	342	11.8	66t	5
2009	San Diego	16	2	93	343	3.7	21	3	45	497	11.0	81t	4
2010	San Diego	16	3	50	267	5.3	34	0	59	520	8.8	57t	2
2011	New Orleans	16	4	87	603	6.9	36	2	86	710	8.3	39	7
2012	New Orleans	13	6	48	244	5.1	47	1	75	667	8.9	44	7
NFL Totals		**107**	**15**	**384**	**2,001**	**5.2**	**47**	**9**	**307**	**2,777**	**9.0**	**81t**	**25**
Saints Totals		**29**	**10**	**135**	**847**	**6.3**	**47**	**3**	**161**	**1,377**	**8.6**	**39**	**14**

		PUNT RETURNS						KICKOFF RETURNS				
Year	Team	No	FC	Yds	Avg	Lg	TD	No	Yds	Avg	Lg	TD
2005	San Diego	18	5	108	6.0	23	0	63	1,528	24.3	58	0
2006	San Diego	INJURED RESERVE										
2007	San Diego	24	2	229	9.5	45t	1	37	1,008	27.2	89t	1
2008	San Diego	22	12	249	11.3	43	0	53	1,376	26.0	103t	1
2009	San Diego	26	12	183	7.0	77t	1	54	1,300	24.1	66	0
2010	San Diego	24	11	166	6.9	16	0	51	1,257	24.6	45	0
2011	New Orleans	29	19	294	10.1	72t	1	40	1,089	27.2	92	0
2012	New Orleans	23	14	183	8.0	37	0	18	483	26.8	48	0
NFL Totals		**166**	**75**	**1,412**	**8.5**	**77t**	**3**	**316**	**8,041**	**25.4**	**103t**	**2**
Saints Totals		**52**	**33**	**477**	**9.2**	**72t**	**1**	**58**	**1,572**	**27.1**	**92**	**0**

ADDITIONAL STATISTICS: Two-Point Conversions — (2008, 1); (2012, 1) **Total: 2**.

DARREN SPROLES

CAREER HIGHS: Rushes — 25, vs. Detroit (12/16/07); **Rushing Yards —** 122, vs. Detroit (12/16/07); **Long Rush —** 47, vs. Kansas City (9/23/12); **Rushing TDs —** 2 (2x), last at Tennessee (12/25/09); **Receptions —** 13, at Carolina (9/16/12); **Receiving Yards —** 128, at Carolina (9/16/12); **Long Reception —** 81t, vs. Baltimore (9/20/09); **Receiving TDs —** 2, vs. Oakland (12/4/08); **Punt Returns —** 5 (2x), last vs. Denver (11/22/10); **Punt Return Yards —** 92, at Green Bay (9/8/11); **Long Punt Return —** 77t, at Denver (10/19/09); **Punt Returned for TD —** 1 (3x), last at Green Bay (9/8/11); **Kickoff Returns —** 8, at New Orleans (10/26/08); **Kickoff Return Yards —** 201, at New Orleans (10/26/08); **Long Kickoff Return —** 103t, at Denver (9/14/08); **Kickoff Returned for TD —** 1 (2x), last at Denver (9/14/08).

POSTSEASON

		RUSHING							RECEIVING				
Year	Team	GP	GS	Att	Yds	Avg	Lg	TD	No	Yds	Avg	Lg	TD
2007	San Diego	3	0	4	35	8.8	26	0	3	61	20.3	56t	1
2008	San Diego	2	1	33	120	3.6	22t	2	10	136	13.6	62t	1
2009	San Diego	1	0	3	33	11.0	22	0	3	30	10.0	19	0
2011	New Orleans	2	2	13	54	4.2	17t	2	19	152	8.0	44t	1
NFL Totals		**8**	**3**	**53**	**242**	**4.6**	**26**	**4**	**35**	**379**	**10.8**	**62t**	**3**
Saints Totals		**2**	**2**	**13**	**54**	**4.2**	**17t**	**2**	**19**	**152**	**8.0**	**44t**	**1**

		PUNT RETURNS						KICKOFF RETURNS				
Year	Team	No	FC	Yds	Avg	Lg	TD	No	Yds	Avg	Lg	TD
2007	San Diego	5	2	28	5.6	13	0	10	223	22.3	30	0
2008	San Diego	5	0	76	15.2	28	0	9	270	30.0	63	0
2009	San Diego	2	1	3	1.5	3	0	2	44	22.0	27	0
2011	New Orleans	5	2	33	6.6	13	0	4	92	23.0	28	0
NFL Totals		**17**	**5**	**140**	**8.2**	**28**	**0**	**25**	**629**	**25.2**	**63**	**0**
Saints Totals		**5**	**2**	**33**	**6.6**	**13**	**0**	**4**	**92**	**23.0**	**28**	**0**

POSTSEASON CAREER HIGHS: Rushes — 22, vs. Indianapolis (1/3/09); **Rushing Yards —** 105, vs. Indianapolis (1/3/09); **Long Rush —** 26, at New England (1/20/08); **Rushing TDs —** 2 (2x), last vs. Detroit (1/7/12); **Receptions —** 15 (NFL record), at San Francisco (1/14/12); **Receiving Yards —** 118, at San Francisco (1/14/12); **Long Reception —** 62t, at Pittsburgh (1/11/09); **Receiving TDs —** 1 (3x), last at San Francisco (1/14/12); **Punt Returns —** 3 (3x), last at San Francisco (1/14/12); **Punt Return Yards —** 72, vs. Indianapolis (1/3/09); **Long Punt Return —** 28, vs. Indianapolis (1/3/09); **Punt Returned for TD —** 0; **Kickoff Returns —** 5, at Pittsburgh (1/11/09); **Kickoff Return Yards —** 164, at Pittsburgh (1/11/09); **Long Kickoff Return —** 63, at Pittsburgh (1/11/09); **Kickoff Returned for TD —** 0.



Zach STRIEF

64

T

HEIGHT: 6-7 WEIGHT: 320
COLLEGE: NORTHWESTERN
JOINED SAINTS: D7A-06
NFL EXPERIENCE: 8
BORN: 9/22/83

NFL CAREER – This former seventh-round draft pick has successfully held down the starting right tackle position since the retirement of Jon Stinchcomb in 2011. In 2012, the former Northwestern standout contributed to a front line that only surrendered 26 sacks, tied for the third fewest in the league, while also helping the offense finish ranked second in the NFL in net yards per game (410.9) and third in scoring (28.8 points per game). After serving as a capable reserve at both tackle positions, as a blocking tight end and on special teams for his first five seasons, Strief has been able to use his tremendous size and strength to his advantage as the starter on right side. He's played in 94 career games with 30

starts, and is expected to anchor the right side of the offensive line again in 2013. Strief is also one of the Saints' most community-minded players, involving himself in numerous charitable and educational programs and events.

CAREER TRANSACTIONS – Agreed to terms, 8/2/11; Re-signed to a one-year contract (RFA), 4/12/10; Re-signed to a one-year contract (RFA), 4/13/09; Signed to a three-year contract, 7/20/06; Selected in the seventh round (210th overall) of the 2006 NFL Draft.

HONORS – **2012:** Jim Finks Good Guy Award (cooperation with local media); **2011:** Madden Most Valuable Protectors of the Year (Offensive Line Award); Madden Most Valuable Protectors Award (Week nine, Offensive Line); **2009:** Madden Most Valuable Protectors of the Year (Offensive Line Award).

2012 – One of six season-long team captains. Started all 12 games he appeared in at right tackle and missed three contests (weeks 10-12) with a groin injury and week 15 with an ankle injury. Part of an offensive front that gave up only 26 sacks, tied for the third fewest in the league. Blocked for an offense that finished second in the NFL in net yards per game (410.9) and third in scoring (28.8 ppg)…Helped the offense put together 474 total net yards at Green Bay, Sept. 30…Part of a unit that helped QB Drew Brees set the NFL record for consecutive games with a touchdown pass (48) vs. San Diego, Oct. 7…Contributed to an offense that gained 458 total net yards without allowing a sack for the first time in 2012 at Tampa Bay, Oct. 21…Helped the rushing attack gain 140 yards vs. Philadelphia, Nov. 5, while yielding just one sack on the evening. Part of an offensive line that allowed Brees to complete 74.1% of his passes (20-27), while keeping his jersey clean…Contributed to an offensive line that paved the way for a season-high 562 net yards at Dallas, Dec. 23. **2011** – Started all 11 regular season games and both postseason contests he played in at right tackle. Inactive for five games (weeks 4-8) due to knee injury. Part of a line that relinquished only 24 sacks, tied for second fewest in the NFL, giving up only five in the last eight games. Blocked for an offense that finished 2011 setting an NFL single-season record with 7,474 yards, winning the 2011 Madden Protectors Award for the second time in three years…Started the opener at Green Bay, Sept. 8, helping the offense gain 477 total net yards…Suffered knee injury vs. Houston, Sept. 25, which would sideline him for the next five games…Upon his return vs. Tampa Bay, Nov. 6, Strief and the offensive line were awarded the Madden Most Valuable Protectors Award for Week Nine. They surrendered zero sacks and helped the offense rush for 195 yards…Part of an effort that allowed no sacks for the second consecutive week in an overtime win at Atlanta, Nov. 13…Helped pave the way for 205 yards rushing and 577 net yards of total offense vs. N.Y. Giants, Nov. 28…Contributed to an offense that put together 573 total net yards at Minnesota, Dec. 18, while holding the ball for a season-best 38:49…Part of an effort vs. Atlanta, Dec. 26, where the line blocked for Brees as he set the NFL's single-season passing yardage record when he threw for 307 yards and four touchdowns…Vs. Carolina, 1/1/12, contributed to the offense setting a team record with 617 total net yards…The following week in NFC Wild Card Playoff vs. Detroit, helped the offense set an NFL postseason record with 626 total net yards, making the Saints the only team in NFL history to have two 600-yard performances in the same season (regular season and postseason). **2010** –

Played in 14 games, starting two as a blocking tight end. Inactive for first two regular season contests with a knee injury suffered in training camp…Also appeared in NFC Wild Card Playoff at Seattle, 1/8/11, on special teams and as a blocking tight end. **2009** - Played in all 16 regular season games for the third straight season, primarily on special teams and as an extra blocking tight end, and opened two contests at left tackle…Saw extended playing time at left tackle at Buffalo, Sept. 27, after Jermon Bushrod left with an ankle injury and also played on special teams…Started at left tackle vs. N.Y. Jets, Oct. 4, and helped block for the team's 153 rushing yards and zero sacks allowed in the 24-10 victory…Started at left tackle and played on the line in a rotation, helping to lead the team to a 38-7 win with zero sacks allowed and 183 yards rushing at Tampa Bay, Nov. 23…Played on special teams in first half and took over at right tackle in second half at Carolina, 1/3/10…Played on special teams and as blocking tight end in all three postseason wins. **2008** – Played in all 16 games and received the starting nod at left tackle at Chicago, Dec. 11, in place of an injured Jammal Brown…Also saw extended time at left tackle in contests at Denver, Sept. 21, vs. Atlanta, Dec. 7, and at Detroit, Dec. 21…Played right tackle in second half after Stinchcomb left with back spasms vs. Minnesota, Oct. 6…Appeared on special teams in every contest and also served as an extra tight end in short yardage situations. **2007** – Played in all 16 games, primarily on special teams, starting at left tackle at Houston, Nov. 18, in place of an injured Brown…Also saw extended time at left tackle vs. St. Louis, Nov. 11, when Brown departed in the first quarter…Periodically played as a tight end in jumbo offensive packages. **2006** – Played in nine games, making his first career start at left tackle at Tampa Bay, Nov. 5. Didn't allow a sack and was praised by the coaching staff following the contest for a solid performance after seamlessly stepping into the lineup for Brown…Inactive for seven games…Appeared in both postseason games on special teams.

COLLEGE – Anchored Northwestern's offensive line his final three seasons, starting 40 games at right tackle…Recognized as a first-team All-American by the Football Writers Association of America and was consensus second-team All-Big Ten as a senior…A key performer on a record-setting offense that averaged more than 500 net yards per game and ranked fourth nationally…Second-team All-Big Ten in 2004…Became a full-time starter as a sophomore in 2003…Majored in communication studies and minored in business institutions.

PERSONAL – Attended Milford (Ohio) HS, where he allowed zero sacks as a senior and only one as a junior…Also lettered in basketball and track at Milford…In June, served as the commencement speaker for the recognition ceremony at Scenic Alternative High School in Baton Rouge…Full name: Zachary David Strief…Born Sept. 22, 1983 in Cincinnati, Ohio.

ZACH STRIEF

Games Played/Started: New Orleans — (2006, 9/1); (2007, 16/1); (2008, 16/1); (2009, 16/2); (2010, 14/2); (2011, 11/11); (2012, 12/12) **Totals: 94/30**

POSTSEASON
Games Played/Started: New Orleans — (2006, 2/0); (2009, 3/0); (2010, 1/0); (2011, 2/2) **Totals: 8/2**



Pierre THOMAS

23
RB

HEIGHT: 5-11 WEIGHT: 215
COLLEGE: ILLINOIS
JOINED SAINTS: FA-07
NFL EXPERIENCE: 7
BORN: 12/18/84

NFL CAREER – Thomas has been an exceptional find for the Saints – first signed as an undrafted free agent in 2007, he earned a roster spot as a rookie, excelling on special teams. He's evolved into one of the most productive running backs in team history as an equally versatile threat in the backfield as a runner, receiver and blocker. In 78 games with 26 starts, Thomas has carried 626 times for 2,974 yards (4.8 avg.) with 24 touchdowns and added 205 receptions for 1,717 yards (8.4 avg.) with eight touchdowns. He's ranked fourth in club history in yards per carry, fifth in rushing touchdowns, seventh in rushing yardage and tied for eighth in total touchdowns (33). In 2012, Thomas carried 105 times for 473 yards (4.5 avg.) with one touchdown, also catching 39 passes for 354 yards (9.1 avg.) with one touchdown.

CAREER TRANSACTIONS – Placed on Injured Reserve, 12/29/12; Agreed to terms on a four-year contract, 3/2/11; Placed on Injured Reserve, 1/5/11; Re-signed to a one-year contract (RFA), 6/15/10; Signed by Saints to a three-year contract as an undrafted free agent, 4/30/07.

HONORS – **2008:** NFC Special Teams Player of the Week (Week 14).

2012 – Played in 15 games with four starts before being placed on Injured Reserve (knee) for finale vs. Carolina, Dec. 30. Carried 105 times for 473 yards with one touchdown and posted 39 receptions for 354 yards with one touchdown. Thomas (39) and Darren Sproles (75) combined for the most receptions of an NFL backfield duo…Started and rushed nine times for a team-high 110 yards (12.2 avg.), including a career-long rush of 48 yards, as well as posting four receptions for 33 yards at Carolina, Sept. 16…Started and finished with four receptions for 55 yards vs. Kansas City, Sept. 23…Carried nine times for 30 yards and had two receptions for 40 yards, including a grab for a 36-yard gain, vs. San Diego, Oct. 7…Started and rushed for a touchdown at Tampa Bay, Oct 21, the 24th rushing TD of his career, putting him in sole possession of fifth place on the club's all-time list, past former Saints Rueben Mayes (1986-90) and George Rogers (1981-84)…Carried eight times for 43 yards at Denver, Oct. 28…Carried six times for 44 yards, had two receptions for 26 yards and returned a kickoff 38 yards vs. Philadelphia, Nov. 5…Carried five times for 30 yards and registered three receptions for 28 yards at Oakland, Nov. 18…Rushed 14 times for a team-high 84 yards at Atlanta, Nov. 29…Posted seven receptions for 57 yards at N.Y. Giants, Dec. 9…Finished with seven receptions for 61 yards with a TD at Dallas, Dec. 23. **2011** – Appeared in all 16 games with seven starts and carried 110 times for 562 yards (5.1 avg.) with five touchdowns. Caught a career-high 50 passes for 425 yards (8.2

avg.) with one touchdown for 987 total yards from scrimmage. Thomas (50) and Sproles (86) combined for the third-most receptions of an NFL backfield duo in 2011. Played in both postseason games, starting one, and was club's leading rusher in playoffs with nine carries for 72 yards (8.0 avg.) and a touchdown, also recording seven receptions for 60 yards…Oct. 9 at Carolina, Thomas' six-yard TD grab with 50 seconds left brought the Saints back in the 30-27 come-from-behind win. A catch earlier in the drive, where he rambled for an 18-yard gain, also proved to be important…Had 10 carries for 57 yards (5.7 avg.) and five receptions for 68 yards (13.6 avg.) in the 62-7 win vs. Indianapolis, Oct. 23, including a career-long 57-yard first quarter grab that set up New Orleans' second TD…Vs. Tampa Bay, Nov. 6, finished with eight carries for 66 yards (8.3 avg.) with a third quarter, nine-yard TD scamper and second quarter season-long 33-yard run…Vs. N.Y. Giants, Nov. 28, led team with 110 total yards from scrimmage in the Saints' third straight win to cap an undefeated month of November as he rushed eight times for 63 yards (7.9 avg.) with a 12-yard TD run, also posting three receptions for 47 yards…At Minnesota, Dec. 18, carried eight times for 44 yards with a one-yard TD, added two receptions for 41 yards and also returned a kickoff for 15 yards…Vs. Atlanta, Dec. 26, carried nine times for 53 yards. First quarter four-yard TD put Saints in lead for the first time…In NFC Wild Card Playoff vs. Detroit, 1/7/12, led the Saints with 66 yards (8.3 avg.) rushing on eight carries, including a postseason career-long 31-yard run in the first quarter, as he set a new postseason high for rushing yards and became club's all-time rushing playoff leader. Also finished with six receptions for 55 yards (9.2 avg.) as his 121 total yards from scrimmage led New Orleans…In NFC Divisional Playoff at San Francisco, 1/14/12, suffered a concussion in the first quarter and was sidelined for the remainder of contest, finishing with one carry for six yards and a five-yard reception. **2010** – Despite playing in only six games with three starts due to an ankle injury, gained 269 yards on 83 carries with two touchdowns to finish as club's second-leading rusher. Also had 29 receptions for 201 yards and returned seven kickoffs for 154 yards (22.0 avg.) following a season-ending concussion suffered by Courtney Roby…Led team's rushing attack in opener vs. Minnesota, Sept. 9, gaining 71 yards on 19 carries with a TD and three receptions for 15 yards. Converted seven of the team's 18 first downs…Led Saints in rushing and receiving with 18 carries for 46 yards and eight grabs for 57 yards at San Francisco, Sept. 20…Started and carried nine times for 30 yards and had six catches for 61 yards vs. Atlanta, Sept. 26…Inactive for the next nine games due to an ankle injury suffered at end of Falcons game…Returned and saw limited action vs. St. Louis, Dec. 12, carrying 12 times for 39 yards and adding four receptions for 29 yards…Gained 63 yards on 19 carries, including a two-yard TD, caught seven passes for 39 yards and averaged 21.5 yards on a pair of kickoff returns at Atlanta, Dec. 27…Inactive for regular season finale vs. Tampa Bay, 1/2/11, due to ankle injury and placed on Injured Reserve prior to start of postseason. **2009** – Played in 14 games with six starts. For second straight season, led Saints in rushing with 147 carries for 793 yards (5.4 avg.) with six touchdowns and finished sixth in receiving with 39 catches for 302 yards (7.7 avg.) and two touchdowns. Yards-per-carry average ranked fourth in NFL and was second-best single season total in club record books. Led team with 1,095 total yards from scrimmage. Thomas (39) and Reggie Bush (47) combined for the third-most receptions of an NFL backfield duo in 2009. Saints' leading rusher in postseason with 36 car-

ries for 143 yards (4.0 avg) with a TD to go with 12 receptions for 111 yards with two TDs, leading NFL running backs in postseason receptions and tying for second with three total TDs. Thomas' team-high 254 total yards from scrimmage in the postseason was the sixth-highest total by an undrafted player all-time…After missing opener and seeing limited action in the second game while recovering from a training camp knee injury, sprung into action in the second half at Buffalo, Sept. 27, and ran for a career-best 126 yards on 14 carries with a pair of fourth-quarter TD rushes of 34 and 19 yards…Again a second half workhorse vs. N.Y. Jets, Oct. 4, as he churned out 81 of his 86 rushing yards in the second half and scored the Saints' final TD while also catching four passes for 46 yards, including a then career-long 36-yard gain on a screen…For third consecutive week, led Saints in rushing, carrying 15 times for 72 yards vs. N.Y. Giants, Oct. 18…He posted 100 total yards from scrimmage, rushing for 91 yards on 14 carries with a 22-yard TD and recording two grabs for nine yards with a one-yard TD vs. Atlanta, Nov. 2, marking his sixth career multi-TD game…Had 81 total yards from scrimmage as he led the Saints in rushing with 13 carries for 50 yards with a ten-yard TD and also had five receptions for 31 yards vs. Carolina, Nov. 8…Rushed for 92 yards on 11 carries to go with three catches for 11 yards at Tampa Bay, Nov. 22…On Monday

RUSHING LEADER



NEW ORLEANS SAINTS ALL-TIME RUSHING LEADERS

	Player	Att.	Yds.	Avg.	TDs
1.	Deuce McAllister	1,429	6,096	4.3	49
2.	George Rogers	995	4,267	4.3	23
3.	Dalton Hilliard	1,126	4,164	3.7	39
4.	Rueben Mayes	837	3,408	4.1	23
5.	Chuck Muncie	788	3,393	4.3	28
6.	Ricky Williams	814	3,129	3.8	16
7.	**Pierre Thomas**	**626**	**2,974**	**4.8**	**24**
8.	Tony Galbreath	760	2,865	3.8	27
9.	Mario Bates	678	2,554	3.8	21
10.	Wayne Wilson	658	2,462	3.7	16

night showdown vs. New England, Nov. 30, led the Saints in rushing with 11 carries for 64 yards, adding three receptions for 23 yards with an 18-yard TD off a screen…Led the Saints with 100 total yards from scrimmage as he carried 13 times for 47 yards and also registered six receptions for 53 yards at Atlanta, Dec. 13… Surpassed 1,000 total yards from scrimmage for first time, carrying six times for 20 yards and making five catches for 50 yards vs. Dallas, Dec. 19…Carried 13 times for 52 yards and had four receptions for 18 yards in first half vs. Tampa Bay, Dec. 22, before departing with bruised ribs…Inactive with rib injury at Carolina, 1/3/10…In NFC Divisional Playoff vs. Arizona, carried 13 times for 52 yards along with making four catches for 18 yards…In NFC Championship, led Saints in rushing with 14 carries for 61 yards with one TD and added two receptions for 38 yards, all 38 on a screen where he dodged Viking defenders all the way to the end zone. Saved more heroics for the game-winning field goal drive in overtime where he set up the drive with a 40-yard kickoff return and converted on a key fourth-and-one situation with a two-yard dive over the offensive line. Thomas became only the ninth undrafted player since the merger to score two TDs in a postseason contest…In Super Bowl XLIV, led Saints with 85 total yards from scrimmage on nine rushes for 30 yards and six receptions for 55 yards, including a third quarter 16-yard TD. **2008** – Led Saints in rushing with 625 yards on 129 carries (4.8 avg.) with nine touchdowns, added 31 catches for 284 yards (9.2 avg.) and three touchdowns and led the team with 31 kickoff returns for 793 yards (25.6 avg.). Also led team in scoring with 72 points. Played in 15 games, with five starts, inactive for finale with back and wrist injuries…Rushed for 475 yards and six touchdowns, had three TD receptions and added an 88-yard kickoff return in his final six contests…Scored a touchdown in six straight games (11/16-12/21), tying a team record held by Dalton Hilliard, who reached the milestone twice…At Denver, Sept. 21, reached end zone on runs of five and 10 yards…Top kickoff return yardage day of year came vs. Minnesota, with five for 168 yards, including a 56-yarder… Emerged as club's top backfield threat at Kansas City, Nov. 16, with 16 carries for 88 yards and a TD, and four catches for 56 yards, including a 24-yard catch-and-run…Nov. 24 vs. Green Bay, had 87 yards on 15 attempts with two TDs and hauled in three passes for 34 yards…Scored on a 20-yard TD grab at Tampa Bay and added 34 rushing yards, Nov. 30…Posted Saints' lone 100-yard rushing performance of 2008 with 102 on 16 carries with a TD vs. Atlanta, Dec. 7. Added a seven-yard TD catch and an 88-yard kickoff return, and was named NFC Special Teams Player of the Week…At Chicago, Dec. 11, had a season-high 22 carries for 87 yards, including a 42-yard burst for a TD, and also added seven catches for 59 yards and a TD. His 146 yards of offense were a season-high, and he added three kickoff returns for 63 yards to end with 209 all-purpose yards…Posted 77 yards on 13 attempts with a TD at Detroit, Dec. 21. Performance included a 29-yard run and three grabs for 26 yards. Tied team record by scoring a touchdown for his sixth straight game, but back and wrist injuries kept him on inactive list for finale. **2007** – One of two undrafted free agents to make opening day roster. Played in 12 games with a start and inactive for four games. Rushed for 252 yards on 52 attempts (4.8 avg.) with one touchdown, caught 17 passes for 151 yards and a touchdown, returned 36 kickoffs for 865 yards (24.0 avg.) and registered five special teams tackles. Also scored on a special teams fumble recovery and added a two-point conversion run…Inactive for first three games…Made his NFL debut Oct. 7

vs. Carolina, averaging 25 yards on four kickoff returns and also had a three-yard carry…Scored a TD in just his second career game at Seattle, Oct. 14, scooping up a loose ball on a botched punt snap and carrying it five yards into the end zone to give the Saints a 7-0 lead less than three minutes into 28-17 victory…Vs. Atlanta Oct. 21, scored first career offensive TD on a 24-yard draw and totaled two rushes for 26 yards…Tied a team record with eight kick returns against St. Louis, Nov. 11, totaling 233 yards (second-highest single-game total in team history) to average 29.1 yards, with a season-best 64-yard return…Inactive Dec. 2 vs. Tampa Bay, with bruised kidney suffered previous week at Carolina…Playing in hometown of Chicago, Dec. 30, made first career start and turned in one of the finest statistical performances by a Saints RB in club history. Posted 20 carries for 105 yards and caught 12 passes for 121 yards with an 11-yard TD, becoming the first player in team annals to gain more than 100 yards rushing and receiving in the same game. His 226 total yards from scrimmage marked the third-highest total in club history. Also ran for a two-point conversion following his fourth quarter TD catch, gained 16 first downs on his 32 touches and stripped the ball from CB Charles Tillman on an interception return that Lance Moore recovered, setting up a Saints field goal just before halftime.

2,500/1,500 CLUB

In 2012, Thomas became only the fourth Saint to have 2,500 career rushing yards and 1,500 receiving yards, further displaying his all-around versatility.

NEW ORLEANS SAINTS 2,500/1,500 CLUB

Rk.	Running Back	Rush Yds.	Rec. Yds.
1.	Deuce McAllister	6,096	1,720
2.	Dalton Hilliard	4,164	2,233
3.	Tony Galbreath	2,865	2,221
4.	**Pierre Thomas**	**2,974**	**1,717**

COLLEGE – Played 40 games at Illinois and ranks sixth in school's history with 2,545 rushing yards (5.6 avg.), running for 20 touchdowns…Also caught 57 passes for 411 yards and three touchdowns…Led team in rushing in each of final three seasons and had eight 100-yard games…Had a school-record 1,495 career kickoff return yards (24.1 avg.), including a 99-yard return for a touchdown…Left Champaign campus ranked second in school history with 4,451 all-purpose yards…Majored in sports management.

PERSONAL – Prepped at Thornton-Fractional South (Lansing, Ill.) HS, where he was a two-time all-state selection by the *Chicago Tribune* and *Chicago Sun-Times,* and totaled 5,565 yards in his career and scored 88 touchdowns, with 27 100-yard games and 11 of over 200…Racked up 2,365 yards and 38 TDs as a senior and was named the *Champaign News-Gazette* Player of the Year…A lifelong Chicago White Sox fan, threw out the first pitch at a contest in the spring of 2010…Thomas' iCAN Foundation is a non-profit public charity centered on tackling childhood obesity…A native of Lynwood, Ill., Charles Pierre Thomas, Jr. was born Dec. 18, 1984 in Chicago.

PIERRE THOMAS

		RUSHING							RECEIVING				
Year	Team	GP	GS	Att	Yds	Avg	Lg	TD	No	Yds	Avg	Lg	TD
2007	New Orleans	12	1	52	252	4.8	24t	1	17	151	8.9	17	1
2008	New Orleans	15	5	129	625	4.8	42t	9	31	284	9.2	24	3
2009	New Orleans	14	6	147	793	5.4	34t	6	39	302	7.7	36	2
2010	New Orleans	6	3	83	269	3.2	16	2	29	201	6.9	23	0
2011	New Orleans	16	7	110	562	5.1	33	5	50	425	8.5	57	1
2012	New Orleans	15	4	105	473	4.5	48	1	39	354	9.1	36	1
NFL Totals		**78**	**26**	**626**	**2,974**	**4.8**	**48**	**24**	**205**	**1,717**	**8.4**	**57**	**8**

		KICKOFF RETURNS				
Year	Team	No	Yds	Avg	Lg	TD
2007	New Orleans	36	865	24.0	64	0
2008	New Orleans	31	793	25.6	88	0
2009	New Orleans	1	19	19.0	19	0
2010	New Orleans	7	154	22.0	32	0
2011	New Orleans	1	15	15.0	15	0
2012	New Orleans	5	91	18.2	38	0
NFL Totals		**81**	**1,937**	**23.9**	**88**	**0**

ADDITIONAL STATISTICS: Special Teams Tackles — (2007, 5); (2008, 5); (2009, 1); (2012, 2) **Total: 13; Special Teams Fumble Recoveries —** (2007, 1) **Total: 1; Two-Point Conversions —** (2007, 1) **Total: 1.**

CAREER HIGHS: Rushes — 22, at Chicago (12/11/08); **Rushing Yards —** 126, at Buffalo (9/27/09); **Long Rush —** 48, at Carolina (9/16/12); **Rushing TDs —** 2 (3x), last at Buffalo (9/27/09); **Receptions —** 12, at Chicago (12/30/07); **Receiving Yards —** 121, at Chicago (12/30/07); **Long Reception —** 57, vs. Indianapolis (10/23/11); **Receiving TDs —** 1 (8x), last at Dallas (12/23/12); **Kickoff Returns —** 8, vs. St. Louis (11/11/07); **Kickoff Return Yards —** 233, vs. St. Louis (11/11/07); **Long Kickoff Return —** 88, vs. Atlanta (12/7/08); **Kickoff Returned for TD —** 0; **Special Teams Tackles —** 2, at Washington (9/14/08).

POSTSEASON

		RUSHING							RECEIVING				
Year	Team	GP	GS	Att	Yds	Avg	Lg	TD	No	Yds	Avg	Lg	TD
2009	New Orleans	3	2	36	143	4.0	12	1	12	111	9.3	38t	2
2011	New Orleans	2	1	9	72	8.0	31	1	7	60	8.6	14	0
NFL Totals		**5**	**3**	**45**	**215**	**4.8**	**31**	**2**	**19**	**171**	**9.0**	**38t**	**2**

		KICKOFF RETURNS				
Year	Team	No	Yds	Avg	Lg	TD
2009	New Orleans	1	40	40.0	40	0
2011	New Orleans	0	0	0.0	0	0
NFL Totals		**1**	**40**	**40.0**	**40**	**0**

POSTSEASON CAREER HIGHS: Rushes — 14, vs. Minnesota (1/24/10); **Rushing Yards —** 66, vs. Detroit (1/7/12); **Long Rush —** 31, vs. Detroit (1/7/12); **Rushing TDs —** 1 (2x), last vs. Detroit (1/7/12); **Receptions —** 6 (2x), last vs. Detroit (1/7/12); **Receiving Yards —** 55 (2x), last vs. Detroit (1/7/12); **Long Reception —** 38t, vs. Minnesota (1/24/10); **Receiving TDs —** 1 (2x), last vs. Indianapolis (2/7/10); **Kickoff Returns —** 1, vs. Minnesota (1/24/10); **Kickoff Return Yards —** 40, vs. Minnesota (1/24/10); **Long Kickoff Return —** 40, vs. Minnesota (1/24/10); **Kickoff Returned for TD —** 0.



Andrew TILLER

67
G

HEIGHT: 6-5 WEIGHT: 326
COLLEGE: SYRACUSE
JOINED SAINTS: D6-12
NFL EXPERIENCE: 1
BORN: 3/13/89

NFL CAREER – After suffering a triceps injury in training camp and sitting out his rookie season, Tiller looks to bounce back strong and contribute to the interior offensive line rotation. The former Syracuse standout lettered for three years under former Saints Offensive Coordinator/Offensive Line Coach Doug Marrone for the Orangemen, appearing in 35 games with 28 starts on the interior, which led to him being New Orleans' sixth round draft pick in 2012.

CAREER TRANSACTIONS – Placed on Injured Reserve, 8/12/12; Waived/Injured, 8/11/12; Agreed to terms on a four-year contract, 7/3/12; Selected in the sixth round (179th overall) of 2012 NFL Draft.

2012 – Placed on Injured Reserve after suffering a triceps injury at the beginning of the preseason, which required surgery.

COLLEGE – Appeared in 35 games with 28 starts on the interior of the Orangemen offensive line…Lettered for three years under former Saints Offensive Coordinator/Offensive Line Coach Doug Marrone…All-Big East first-team selection as a redshirt senior after starting all 12 games at right guard and blocking for a 1,000 yard rusher in Antwon Bailey…Started all 13 contests at right guard in 2010 while helping the Orange convert on 34-of-40 (.850) red zone chances, tied for second in the conference, and running back Delone Carter surpassed the 1,000 yard mark…Appeared in 10 games with three starts at right guard as a redshirt sophomore…Redshirted in 2009 due to injuries suffered in an automobile accident…2008 Junior College Gridwire All-American at Nassua (N.Y.) Community College…Graduated with a bachelor's degree in communication and rhetorical studies.

PERSONAL – Prepped at Central Islip (N.Y.) HS…Named to the 2006 New York State Sportswriters Association All-State Class AA Team…Earned 2006 Zellner Award, presented to the most outstanding lineman in Suffolk County, after leading the way for the offense that averaged 313 rushing yards per game…Made several community appearances to help promote Super Bowl XLVII week in New Orleans…Born March 13, 1989.



Nick TOON

88
WR

HEIGHT: 6-4 WEIGHT: 218
COLLEGE: WISCONSIN
JOINED SAINTS: D4-12
NFL EXPERIENCE: 1
BORN: 11/4/88

NFL CAREER – Nick Toon returns to the Saints in 2013 after being selected in the fourth round (122nd overall) of the 2012 NFL Draft. The former University of Wisconsin standout appeared in two preseason contests for the Black and Gold in 2012 before suffering a season-ending foot injury. The tall, sure-handed target will compete for a spot in the New Orleans receiver rotation after a standout college career, where he followed in his father's footsteps who left as the school's leading receiver in 1985 and became a three-time Pro Bowl wideout for the New York Jets. In his career at Wisconsin, Nick surpassed his father, Al, by recording 171 catches for 2,447 yards and 18 touchdowns to finish ranked in the top five in all three categories.

CAREER TRANSACTIONS – Placed on Injured Reserve, 8/31/12; Signed to a four-year contract, 7/16/12; Selected in the fourth round (122nd overall) of 2012 NFL Draft.

2012 – Appeared in two preseason contests, recording two receptions for six yards, before suffering a foot injury and being placed on Injured Reserve.

COLLEGE – Appeared in 47 games with 31 starts, recording 171 catches for 2,447 yards and 18 touchdowns, finishing his career ranked in the top five in Wisconsin history in all three categories…Earned second-team All-Big Ten Conference accolades from the league's coaches and honorable mention from the media as he started all 13 games, recording a team-high 64 receptions for 926 yards (14.5 avg.) with 10 touchdowns as a redshirt senior…2011 catch total tied for third on the school season-record list, yardage ranked fifth and receiving touchdown total ranked second…Played in nine games as a redshirt junior, starting seven contests at split end, as he finished second on the team in receiving with 36 catches for 459 yards (12.8 avg.) and three touchdowns. Added 10 yards on two carries…Received All-Big Ten Conference honorable mention honors as he played in 13 games with 11 starts as a redshirt sophomore while leading the team with 54 receptions for 805 yards and four touchdowns…Appeared in 12 games and recorded 17 receptions for 257 yards with one touchdown as redshirt freshman in 2008 after sitting out the 2007 campaign…Graduated with a bachelor's degree in community leadership & non-profit management.

PERSONAL – Prepped at Middleton (Wisc.) HS…As a senior, was a first-team All-State Choice and finished with 51 receptions for 799 yards, 17 kickoff returns for 430 yards, scored 13 TDs and two interceptions…Father, Al, was inducted into Wisconsin's Hall of Fame in 1995, where he starred as a wide receiver

and with the track team from 1982-85, leaving as the school's then record-holder with 131 receptions for 2,103 yards and 19 TDs…After graduating, Al was selected tenth overall in the 1985 NFL Draft by the New York Jets and went on to become a three-time Pro Bowl receiver who played his entire career with the Jets from 1985-92…Born November 4, 1988.



Jonathan VILMA

51
LB

HEIGHT: 6-1 WEIGHT: 230
COLLEGE: MIAMI (FLA)
JOINED SAINTS: TR-08 (NYJ)
NFL EXPERIENCE: 10
BORN: 4/16/82

NFL CAREER – A leader on the field and in the locker room, tireless in preparation and fierce while patrolling from the linebacker position, Vilma has proven to be everything the Saints had hoped for since acquiring him in 2008. Posting 528 tackles over the past five seasons, the three-time Pro Bowl selection has been voted by his teammates as a defensive team captain for the past four campaigns. Through an aggressive and ardent rehabilitation program, the former University of Miami (Fla.) standout made a successful return to the lineup in week six, as he transitioned to the weakside position in the remaining 11 games, and posted 49 tackles (21 solo), one sack, one interception return for touchdown and three passes defensed. Vilma arrived in New Orleans after a four-year stint with the New York Jets where, after being selected 12th overall in 2004, he earned NFL Defensive Rookie of the Year honors. Through nine seasons, he's enjoyed impressive results, recording 988 tackles (642 solo), 41 passes defensed, 12 interceptions, 11 forced fumbles, 10 recoveries and 10.5 sacks while starting 121 of 124 career games.

HONORS – **2010:** Pro Bowl; USA Football All-Fundamentals Team; Saints Man of the Year (Club nominee for Walter Payton Man of the Year); **2009:** Pro Bowl; **2008:** Ed Block Courage Award (Saints recipient); **2005:** Pro Bowl; **2004:** *Associated Press* NFL Defensive Rookie of the Year; *Football Digest* Defensive Rookie of the Year; *Pro Football Weekly*/Pro Football Writers of America All-Rookie Team; AFC Defensive Rookie of the Month (November).

CAREER TRANSACTIONS – Activated from Physically Unable to Perform list, 10/20/12; Placed on Physically Unable to Perform list, 9/10/12; Re-signed to a five-year contract, 3/3/09; Acquired by the Saints from the New York Jets for a fourth-round selection in the 2008 NFL Draft, 2/29/08; Placed on Injured Reserve by Jets, 10/27/07; Signed by the Jets to a five-year contract, 7/27/04; Selected in the first round by Jets (12th overall) in the 2004 NFL Draft.

2012 – Served as one of three defensive team captains along with Roman Harper and Malcolm Jenkins. Played in 11 contests with 10 starts after spending the first six weeks on the Physically Unable to Perform list (knee). Finished with 49 tackles (21 solo), one sack, one interception return for a touchdown and three

passes defensed…Posted seven stops (three solo) in first start of the season at Denver, Oct. 28…Registered six tackles (three solo) and a sack of Carson Palmer at Oakland, Nov. 18…Made six tackles (three solo) at Atlanta, Nov. 29…Led the team with 11 tackles (three solo) while also recording two passes defensed and an interception that was returned 18 yards for a touchdown vs. Carolina, Dec. 30. **2011** – Elected by teammates as one of two defensive team captains. Started all 11 games he appeared in at MLB and recorded 67 tackles (38 solo), four passes defensed, one forced fumble and a team-best three fumble recoveries, one for a touchdown. Fumble recovery total tied for second in the NFL. Inactive weeks three, 9-12 and 17 (knee). Started two postseason contests and registered 13 tackles (nine solo) and one fumble recovery…Started strong in NFL opener at Green Bay, Sept. 8, contributing 10 tackles (seven solo)…Finished with four tackles (two solo) and recovered a fumble by Jay Cutler vs. Chicago, Sept. 18, before being forced to leave the contest with a knee injury that would sideline him the next week…Made four tackles (one solo) and a fumble recovery on a mishandled snap vs. Indianapolis, Oct. 23… Recorded seven tackles (two solo), forced a fumble and recovered a fumble forced by Malcolm Jenkins in the end zone for a touchdown at St. Louis, Oct. 30…After missing next three games (knee), returned to lineup vs. Detroit, Dec. 4, and tied his season-high with 10 tackles (six solo) and a pass defensed… Registered seven tackles (four solo) and a fumble recovery in NFC Divisional Playoff game at San Francisco, 1/14/12. **2010** – Elected by teammates as one of five team captains and started all 16 regular season games and the team's playoff contest at MLB. Led the Saints in tackles (131) for the third straight season, adding a career-high four sacks, an interception, four passes defensed, two forced fumbles and a fumble recovery…In NFC Wild Card Playoff at Seattle, 1/8/11, led Saints with 10 tackles (six solo) and a pass defensed…In NFL opener vs. Minnesota, Sept. 9, posted six tackles (two solo) and intercepted Brett Favre for a second quarter five-yard return…In Monday night win at San Francisco, Sept. 20, finished with a team-high 11 tackles (five solo) and made a crucial, potential score-saving strip of Delanie Walker inside the New Orleans 10-yard line…Had second straight double-digit tackle game with 11 stops (eight solo) vs. Atlanta, Sept. 26…Second quarter sack of Max Hall put Cardinals out of field goal range at Arizona, Oct. 10, also adding eight tackles (nine solo)…Led a defense that held Steelers to 10 points vs. Pittsburgh, Oct. 31. Sacked Ben Roethlisberger and added nine tackles (seven solo)…Led Saints with 13 tackles (six solo) and sacked Carson Palmer for a six-yard loss at Cincinnati, Dec. 5…Sacked Sam Bradford for a 22-yard loss, forcing him to fumble and creating second-and-32 situation vs. St. Louis, Dec. 12…Tied season-best with a team-high 13 tackles (eight solo) at Baltimore, Dec. 19…At Atlanta, Dec. 27, recovered a fumbled snap that would eventually lead to a touchdown, while also being the centerpiece of a run-stopping effort that held the Falcons to only 3.4 yards per carry on the ground. Added seven tackles to the effort. **2009** – Elected one of two defensive team captains and started all 15 regular season games and three postseason contests in which he played. Did not play at Carolina, 1/3/10. Led team with 130 tackles (102 solo) and added two sacks, three interceptions, tied for second in NFL among linebackers, and eight passes defensed. Tied career-highs in picks and deflections. Selected to second Pro Bowl of career, the first Saints linebacker to receive the honor since 2000 (Mark Fields), but did not play due to New Orleans' pending Super Bowl berth. In postseason, recorded 14 tackles (13 solo), one interception, one forced fumble, one fumble re-

covery and two passes defensed…Recorded four tackles (three solo), a sack of Matthew Stafford for a loss of seven yards and a pass defensed vs. Detroit, Sept. 13…South Florida native played in hometown for the first time since joining Saints at Miami, Oct. 25, and led the team with 11 solo tackles including three for a loss…Tipped a fourth quarter Matt Ryan pass at the Saints one-yard line on Monday night vs. Atlanta, Nov. 2. The ball was picked up in the air by Tracy Porter and returned 18 yards, creating a touchdown drive that gave New Orleans an 11-point lead. Also added nine tackles (seven solo)…Recorded 12 tackles (ten solo), with two stops for a loss vs. Carolina, Nov. 8…Recorded 12 tackles (11 solo) for the second straight week…Made his first interception of the 2009 season with a third

WORTH NOTING

Immediately upon joining the Saints in 2008, Vilma made a significant impact from both a production and leadership standpoint, serving as a defensive team captain for the past four seasons, leading the club in tackles three times and being selected to two Pro Bowls, three overall.

Following an ardent rehab from an offseason knee injury in 2012, Vilma unselfishly transitioned to the weakside position for 11 games and posted 49 tackles, one sack, one interception return for a touchdown and three passes defensed. In 2013, as the team transitions to a 3-4, he will move back to the middle alongside Curtis Lofton.

quarter pick of Josh Freeman at Tampa Bay, Nov. 22…Led the Saints with 10 tackles (eight solo) in Monday night win vs. New England, Nov. 30…Fourth quarter interception of Jason Campbell prevented a score and guaranteed game went to overtime at Washington, Dec. 6. Also added nine tackles (six solo)…Led team with eight tackles (seven solo) and made two big fourth quarter plays to seal what became the franchise's record 13th consecutive win at Atlanta, Dec. 13, with an interception of Chris Redman and a tackle of Jason Snelling short of first down marker on critical fourth-and-two situation, their final offensive play…Posted season-high 15 tackles (11 solo) with a four-yard sack of Tony Romo and a pass defensed vs. Dallas, Dec. 19…Tied the team lead with 10 tackles (seven solo) at Tampa Bay, Dec. 27…In NFC Championship vs. Minnesota, made three big plays: a third quarter interception of Favre at the New Orleans 28-yard line, forcing a fumble by Adrian Peterson and recovering a fumble by Bernard Berrian deep in Saints territory, in making a significant contribution to the Saints' first Super Bowl berth. Also chipped in five solo tackles and a pass defensed…In Super Bowl XLIV vs. Indianapolis, recorded eight tackles (seven solo), including one for a loss when he stuffed Joseph Addai on a second-and-one play for a three yard loss to help set up a three-and-out. Also broke up a deep pass to Austin Collie on a fourth quarter, third-and-11 play to force what would be a missed field goal attempt. **2008** – Led or shared team-lead in tackles in 10 games, and recorded double-digit stop totals in eight games. With 151 stops (100 solo), had most tackles for a Saint since 1997 (Winfred Tubbs-160). Added three forced fumbles, two fumble recoveries, one interception, one sack and eight passes defensed…In his Black and Gold debut, had a team-high 12 tackles vs. Tampa Bay, Sept. 7…Posted a season-high 17 tackles (12 solo) at Washington, Sept. 14, and two passes defensed, playing every defen-

sive snap…Set up the Saints' first touchdown with a recovered fumble and notched eight stops vs. San Francisco, Sept. 28…In Weeks 5-7, posted 32 tackles and deflected two passes…Oct. 26, vs. San Diego, had 10 tackles (eight solo) and an eight-yard interception return. Interception of Philip Rivers at the New Orleans 10-yard line ended the Chargers' scoring opportunity…Dominated at Tampa Bay, Nov. 30, with seven stops (six solo), one sack, one tipped pass, two forced fumbles and one fumble recovery…Recovered a fumble and also added nine tackles at Chicago, Dec. 11…Closed season with 13 stops (10 solo) vs. Carolina, Dec. 28. **2007** – Selected as a defensive captain by Jets teammates, started seven games and made 39 tackles with an interception and two pass defenses before suffering a season-ending knee injury that would require surgery…Led the team with nine tackles at Buffalo, Sept. 30…Picked off an Eli Manning pass at N.Y. Giants, Oct. 7…Notched four solo tackles and a pair of passes defensed, vs. Philadelphia Oct. 14…Placed on Injured Reserve, Oct. 27. **2006** – Started all 16 games at ILB, recording 116 tackles, an interception and four passes defensed…Led the team in stops (12) in win at Tennessee, Sept. 10…Put up 10 tackles and returned a recovered fumble 12 yards, Sept. 24 at Buffalo…Led the team with 11 tackles and notched two passes defensed and one interception in win vs. Detroit, Oct. 22…Forced a fumble and added nine tackles at Miami, Dec. 25. **2005** – Earned team Most Valuable Player honors and his first Pro Bowl berth as he led the NFL with 187 tackles (143 solo), intercepted a pass, forced four fumbles, recovered a fumble and had four passes defensed…In Oct. 9 win vs. Tampa Bay, led the team with 14 tackles (11 solo) and a forced fumble…Made nine stops (seven solo) and notched a pass defense and his first INT of season at Atlanta, Oct. 24…Registered a career-high 18 tackles (14 solo), along with two passes defensed and one forced fumble, Nov. 20 at Denver…Notched a team-best 14 tackles, including one stop for a loss, and forced a fumble at New England, Dec. 4…His 17 tackles led the team for fourth consecutive week vs. Patriots, Dec. 26. **2004** – Named NFL Defensive Rookie of the Year in his star-studded debut as he notched 118 tackles, two sacks, three interceptions, four passes defensed, a forced fumble and a fumble recovery…Made first career start at Miami, Oct. 3, tying for team-high with seven tackles…Recorded first career interception against San Francisco, Oct. 17, when he picked off a Tim Rattay pass with 1:44 left to seal win…Recorded seven tackles, two passes defensed and returned an interception 38 yards for a touchdown in regular season finale at St. Louis…Started first playoff game and led team with 12 tackles and a sack in Wild Card win at San Diego…Notched postseason team-high 17 tackles in Divisional Playoff loss at Pittsburgh.

COLLEGE – Played in 47 games with 37 starts at the University of Miami (Fla.) and totaled 371 tackles (234 solo), three sacks, seven fumble recoveries, four forced fumbles and an interception. Three-time Academic All-Big East Conference and two-time Butkus Award nominee (semi-finalist in 2002 and finalist in 2003). Selected first-team All-America by the American Football Coaches Association and Walter Camp, added second-team honors from *Associated Press*. Added first-team All-Big East Conference and Academic All-Big East honors as senior. A unanimous All-Big East and Academic All-Big East first-team choice and Butkus Award semi-finalist as a junior. Selected as UM's Scholar-Athlete of the Year for 2002-03 academic year. An All-Big East and Academic All-Big East first-team choice as a sophomore…Graduated with a bachelor's degree in finance.

PERSONAL – Three-year letterwinner and two-year captain at Coral Gables (Fla.) HS, where he notched 138 tackles and 11 sacks as a senior, and was a Miami Herald Class 5A-6A All-Dade first-team selection…Of Haitan heritage, Vilma participated in a PSA soliciting fan donations for relief efforts of the 2010 Haiti earthquake, that was aired nationally prior to the NFL's conference championship games.…Produced and sold a t-shirt to benefit the efforts and has hosted annual celebrity waiter events since 2010 at Morton's Steakhouse with proceeds going towards the construction of two charter schools…Honored as a Hometown Hero and 2006 National United Way spokesman for the NFL's Lend a Hand campaign at the United Way Gridiron Gala in 2007…Hosts a financial conference for NFL players called "Jonathan Vilma's Financial 51" to help players manage their money…Named a Board Member of the National Football Foundation's "Play It Smart" program, an educational program designed to use football as a vehicle to foster the academic, personal and career development of at-risk student athletes…Has given talks to schools about success on the field and in the classroom, and the importance of a healthy lifestyle…Represented the Miami-Dade County Community Foundation and Jonathan Vilma Charitable Fund on an episode of Wheel of Fortune, which aired on Sept. 6, 2006…Has his own website, www.jonvilma.com.

JONATHAN VILMA

					TACKLES				INTERCEPTIONS					FUMBLES		
Year	Team	GP	GS	Tot	Solo	Asst	Sk	Yds	No	Yds	Lg	TD	PD	FF	FR	Yds
2004	N.Y. Jets	16	14	118	75	43	2.0	13.0	3	58	38t	1	4	1	1	0
2005	N.Y. Jets	16	16	187	143	44	0.5	4.0	1	1	1	0	4	4	1	4
2006	N.Y. Jets	16	16	116	68	48	0.0	0.0	1	0	0	0	4	1	1	12
2007	N.Y. Jets	7	7	39	26	13	0.0	0.0	1	1	1	0	2	0	0	0
2008	New Orleans	16	16	151	100	51	1.0	5.0	1	8	8	0	8	2	3	6
2009	New Orleans	15	15	130	102	28	2.0	11.0	3	25	11	0	8	0	0	0
2010	New Orleans	16	16	131	69	62	4.0	51.0	1	5	5	0	4	2	1	0
2011	New Orleans	11	11	67	38	29	0.0	0.0	0	0	0	0	4	1	3	0
2012	New Orleans	11	10	49	21	28	1.0	8.0	1	18	18t	1	3	0	0	0
NFL totals		**124**	**121**	**988**	**642**	**346**	**10.5**	**92.0**	**12**	**116**	**38t**	**2**	**41**	**11**	**10**	**22**
Saints totals		**69**	**68**	**528**	**330**	**198**	**8.0**	**75.0**	**6**	**56**	**18t**	**1**	**27**	**5**	**7**	**6**

ADDITIONAL STATISTICS: Special Teams Tackles — (2004, 8); **Total: 8.**

CAREER HIGHS: Tackles — 18, at Denver (11/20/05); **Sacks —** 1 (10x), last at Oakland (11/18/12); **Interceptions —** 1 (12x), last vs. Carolina (12/30/12); **Passes Defensed —** 2 (8x), last vs. Carolina (12/30/12); **Forced Fumbles —** 2, at Tampa Bay (11/30/08); **Fumble Recoveries —** 1 (10x), last at St. Louis (10/30/11).

POSTSEASON

					TACKLES				INTERCEPTIONS					FUMBLES		
Year	Team	GP	GS	Tot	Solo	Asst	Sk	Yds	No	Yds	Lg	TD	PD	FF	FR	Yds
2004	N.Y. Jets	2	2	30	16	14	1.0	5.0	0	0	0	0	0	0	0	0
2006	N.Y. Jets	1	1	6	4	2	0.0	0.0	0	0	0	0	0	0	0	0
2009	New Orleans	3	3	14	13	1	0.0	0.0	1	3	3	0	2	1	1	0
2010	New Orleans	1	1	10	6	4	0.0	0.0	0	0	0	0	1	0	0	0
2011	New Orleans	2	2	13	9	4	0.0	0.0	0	0	0	0	0	0	1	0
NFL Totals		**9**	**9**	**73**	**48**	**25**	**1.0**	**5.0**	**1**	**3**	**3**	**0**	**3**	**1**	**2**	**0**
Saints Totals		**6**	**6**	**37**	**28**	**9**	**0.0**	**0.0**	**1**	**3**	**3**	**0**	**3**	**1**	**2**	**0**

POSTSEASON CAREER HIGHS: Tackles — 17, at Pittsburgh (1/15/05); **Sacks —** 1, at San Diego (1/8/05); **Interceptions —** 1, vs. Minnesota (1/24/10); **Passes Defensed —** 1 (3x), last at Seattle (1/8/11); **Forced Fumbles —** 1, vs. Minnesota (1/24/10); **Fumble Recoveries —** 1 (2x), last at San Francisco (1/14/12).



Tyrunn WALKER

75
DT

HEIGHT: 6-3 WEIGHT: 294
COLLEGE: TULSA
JOINED SAINTS: FA-12
NFL EXPERIENCE: 2
BORN: 3/18/90

NFL CAREER – After being signed as an undrafted free agent out of Tulsa, Walker spent the entire 2012 season on the Saints active roster. The defensive lineman, who is capable of playing at end or tackle, started 26 games in two seasons for the Golden Hurricane and finished with 84 tackles, 25.5 stops for a loss, 13.5 sacks, 11 passes defensed, four forced fumbles and two fumble recoveries. In 2013, Walker will look to build on his experience and establish himself as a solid contributor on the defensive line.

CAREER TRANSACTIONS – Signed by New Orleans as an undrafted free agent, 4/30/12.

2012 – Spent the entire season on the Saints 53-man roster and was a gameday inactive for 15 contests…Active, but did not play at Atlanta, Nov. 29.

COLLEGE – Started career at Jones County (Miss.) Junior College before transferring to Tulsa…Started all 26 games in two seasons for the Golden Hurricane and finished with 84 tackles, 25.5 stops for a loss, 13.5 sacks, 11 passes defensed, four forced fumbles and two fumble recoveries…As a senior in 2011, recorded 41 tackles, 13.5 for a loss, eight sacks, eight passes defensed, three forced fumbles and two blocked kicks…As a junior, registered 43 tackles, 12 for a loss, 5.5 sacks, three passes defensed, two fumble recoveries and a forced fumble…Majored in exercise sports science.

PERSONAL – Prepped at Westgate (New Iberia, La.) HS, where he helped his team win the Class 5A state championship, earning first-team all-district honors…Made 64 tackles, including 24 stops for a loss his senior season…Born March 18, 1990.



Seneca WALLACE

10
QB

HEIGHT: 5-11 WEIGHT: 205
COLLEGE: IOWA STATE
JOINED SAINTS: FA-13
NFL EXPERIENCE: 10
BORN: 8/6/80

NFL CAREER – Seneca Wallace is a nine-year veteran who joined the Saints at the start of the club's 2013 offseason conditioning program and will compete for a roster spot as the backup to Drew Brees. Wallace has appeared in

62 games with 21 starts during his NFL career and completed 452-of-764 passes for 4,808 yards with 31 touchdowns and 18 interceptions for a 81.3 passer rating. Also a threat with his legs, Wallace has carried 68 times for 293 yards with one touchdown run and caught six passes for 106 yards during his tenure with both the Seattle Seahawks and Cleveland Browns.

CAREER TRANSACTIONS – Signed to a one-year contract by Saints, 4/15/13; Released by Cleveland Browns, 8/31/12; Re-signed by Browns to a three-year contract, 3/3/11; Acquired by Browns from Seattle Seahawks in exchange for a 2011 seventh-round draft choice, 3/9/10; Signed by Seahawks to a four-year contract extension, 8/22/07; Signed by Seattle, 7/22/03; Selected by Seahawks in the fourth round (110th overall) of 2003 NFL Draft.

2012 – Went to training camp with the Cleveland Browns and was released at the conclusion of the preseason. **2011** – Played in six games with three starts for Cleveland. Completed 55-of-107 passes for 567 yards with two touchdowns and two interceptions. Also rushed for 70 yards on seven carries (10.0 avg.) and caught one pass for 21 yards. Dressed as the backup quarterback and did not see action in 10 contests…Completed a 76-yard touchdown pass to Greg Little on third-and-eight in the third quarter at Arizona, Dec. 18. It was the second-longest pass of his career…Had a 21-yard reception from Colt McCoy vs. St. Louis, Nov. 13. **2010** – Played in eight games with four starts in his first season in Cleveland. Inactive for three games with an ankle injury and dressed but did not play in five others. Completed 64-of-101 passes (63.4%) for 694 yards with four touchdowns, two interceptions and an 88.5 passer rating. Posted a rating of 100.0 or higher in two of his four starts…Made his Browns debut and recorded one reception at Tampa Bay, Sept. 12, on a nine-yard pass from Joshua Cribbs…Made his first start with the Browns, filling in for an injured Jake Delhomme against Kansas City, Sept. 19, completing 16-of-31 passes for 229 yards with one touchdown pass and one interception…Became the first Browns quarterback to record a rating of over 100.0 against the Ravens with a 103.0 mark at Baltimore, Sept. 26…Recorded a 124.0 rating against Atlanta, Oct. 10, the second-highest of his career. **2009** – Appeared in 13 games with two starts in final season in Seattle, completing 78-of-120 passes (65.0%) for 700 yards with three touchdowns and two interceptions. Added one rushing touchdown on 16 attempts and two receptions for 29 yards…Saw action at quarterback for one snap against St. Louis, Sept. 13, and passed to Matt Hasselbeck who then passed back to Wallace for a gain of 24 yards…Established career highs in attempts (45) and completions (33) as he threw for 257 yards and one touchdown against Indianapolis, Oct. 4, adding a rushing score, the first of his career. His 33 completions tied for second most in team history…Saw action at quarterback in the fourth quarter against Jacksonville, Oct. 11, and engineered a 16-play (five first downs), game-ending drive that ran the final 11:53 off the clock…Saw action at both quarterback and wide receiver at Arizona, Nov. 15, completing a pass for 16 yards and recording one reception for five yards. **2008** – Saw his most extensive action for Seattle with eight starts. Set career highs in nearly every major passing category, including attempts (242), completions (141), yards (1,532) and touchdowns (11). Connected with Koren Robinson for a team-record 90-yard touchdown pass on the first play

against Philadelphia, Nov. 2. From games 6-9 and 13-16, set a club record with 184 consecutive passes without an interception, surpassing Hasselbeck's mark of 159 set in 2005. Posted a career-high passer rating of 128.9 against New England, Dec. 7, completing 20-of-28 passes for 212 yards and tied a career-high with three touchdown passes. **2007** – Appeared in 10 contests for Seattle…Hauled in first career reception on a pass from Hasselbeck at San Francisco, Sept. 30, for 18 yards…Recorded a career-long 29-yard reception against New Orleans, Oct. 14…Went 17-of-22 passing for 206 yards with two touchdowns and one interception in finale at Atlanta, Dec. 30. **2006** – Saw action in eight games with four starts for Seahawks. Started four consecutive games, throwing at least one touchdown pass in each contest, leading the Seahawks to a 2-2 mark…Logged first career start at Kansas City, Oct. 29, going 15-of-30 passing for 198 yards with three touchdowns and two interceptions. **2005** – Appeared in seven contests, completing 13-of-25 passes for 173 yards with one touchdown and one interception…Saw his most extensive action at Green Bay, 1/1/06, going 9-of-17 passing for 98 yards with one touchdown and one interception…Made NFL debut against Arizona, Sept. 25, completing his only pass attempt for 42 yards to Peter Warrick…Hauled in a 28-yard reception that helped set up Seattle's first score in the NFC Championship against Carolina…Lined up as a wide receiver in two postseason contests, including Super Bowl XL against Pittsburgh. **2004** – Served as the team's third quarterback for all 16 games. **2003** – Served as the team's third quarterback for all 16 games.

COLLEGE – Originally recruited as a defensive back by Oregon State but left when his mother became ill, enrolling closer to home at Sacramento City (Calif.) Junior College…Joined Iowa State (2001-02) in 2001 and was named Big 12 Newcomer of the Year…In two seasons, completed 411-of-712 passes (57.7%) for 5,289 yards, 26 touchdowns and 27 interceptions, adding 912 yards and 15 scores on 237 carries (3.8 avg.) in 25 games…Only Alex Espinoza (5,307, 1984-86) gained more yards passing in school history…His 6,201 yards in total offense shattered Espinoza's previous all-time school mark of 5,018 yards…Consensus All-Big 12 Conference second-team choice as senior…Started every game, setting school single-season records as he completed 244-of-443 passes (55.1%) for 3,245 yards with 15 touchdowns and gained 437 rushing yards with eight touchdowns on 123 carries (3.6 avg.)…All-Big 12 honorable mention as a junior after completing 167-of-269 passes (62.1%) for 2,944 yards and 11 touchdowns and gaining 475 rushing yards with seven scores on 114 carries (4.2 avg.) in 11 regular season games…JUCO All-America and all-conference selection as a sophomore at Sacramento City Junior College, as he passed for 3,675 yards and 22 touchdowns and rushed for 550 yards on 49 carries for nine touchdowns.

PERSONAL – Attended Rancho Cordova (Calif.) HS…All-CIF second-team pick as junior, adding All-Sierra Conference and All-City first-team as a senior…Played basketball and was first-team All-Sierra Conference and All-Sacramento honorable mention…Lettered twice in football and three times in basketball…Established a program entitled "Joyce's Angels", which raises charitable donations and awareness to fund research to find a cure for multiple myeloma.

SENECA WALLACE

PASSING

Year	Team	GP	GS	Att	Cmp	Pct	Yds	Yds/Att	TD	Int	Lg	Sk	Lst	Rating
2003	Seattle	0	0	0	0	0.0	0	0.0	0	0	0	0	0	0.0
2004	Seattle	0	0	0	0	0.0	0	0.0	0	0	0	0	0	0.0
2005	Seattle	7	0	25	13	52.0	173	6.9	1	1	42	3	20	70.9
2006	Seattle	8	4	141	82	58.2	927	6.6	8	7	49t	14	83	76.2
2007	Seattle	10	0	28	19	67.9	215	7.7	2	1	45t	3	13	99.6
2008	Seattle	10	8	242	141	58.3	1,532	6.3	11	3	90t	14	76	87.0
2009	Seattle	13	2	120	78	65.0	700	5.8	3	2	39t	9	59	81.9
2010	Cleveland	8	4	101	64	63.4	694	6.9	4	2	65t	6	33	88.5
2011	Cleveland	6	3	107	55	51.4	567	5.3	2	2	76t	6	30	65.5
NFL Totals		**62**	**21**	**764**	**452**	**59.2**	**4,808**	**6.3**	**31**	**18**	**90t**	**55**	**314**	**81.3**

		RUSHING							RECEIVING				
Year	Team	GP	GS	Att	Yds	Avg	Lg	TD	No	Yds	Avg	Lg	TD
2003	Seattle	0	0	0	0	0.0	0	0	0	0	0.0	0	0
2004	Seattle	0	0	0	0	0.0	0	0	0	0	0.0	0	0
2005	Seattle	7	0	6	-5	-0.8	0	0	0	0	0.0	0	0
2006	Seattle	8	4	12	122	10.2	37	0	0	0	0.0	0	0
2007	Seattle	10	0	4	17	4.3	11	0	2	47	23.5	29	0
2008	Seattle	10	8	16	78	4.9	23	0	0	0	0.0	0	0
2009	Seattle	13	2	16	2	0.1	10	1	2	29	14.5	24	0
2010	Cleveland	8	4	7	9	1.3	6	0	1	9	9.0	9	0
2011	Cleveland	6	3	7	70	10.0	27	0	1	21	21.0	21	0
NFL Totals		**62**	**21**	**68**	**293**	**4.3**	**37**	**1**	**6**	**106**	**17.7**	**29**	**0**

CAREER HIGHS: Attempts — 45, at Indianapolis (10/4/09); **Completions —** 33, at Indianapolis (10/4/09); **Passing Yards —** 257, at Indianapolis (10/4/09); **Long Pass —** 90t, vs. Philadelphia (11/2/08); **Interceptions —** 3, at San Francisco (11/19/06); **Passing TDs —** 3 (2x), last vs. New England (12/7/08); **Passer Rating —** 128.9, vs. New England (12/7/08); **Consecutive Pass Attempts Without An Interception —** 184, (10/19/08-12/28/08); **Rushes —** 5, vs. Cincinnati (10/3/10); **Rushing Yards —** 49, vs. Oakland (11/6/06); **Long Rush —** 37, vs. Oakland (11/6/06); **Rushing TDs —** 1, at Indianapolis (10/4/09); **Receptions —** 1 (6x), last vs. St. Louis (11/13/11); **Receiving Yards —** 29, vs. New Orleans (10/14/07); **Long Reception —** 29, vs. New Orleans (10/14/07); **Receiving TDs —** 0.

POSTSEASON

		RUSHING							RECEIVING				
Year	Team	GP	GS	Att	Yds	Avg	Lg	TD	No	Yds	Avg	Lg	TD
2005	Seattle	2	0	0	0	0.0	0	0	1	28	28.0	28	0
2006	Seattle	1	1	0	0	0.0	0	0	1	6	6.0	6	0
2007	Seattle	1	0	0	0	0.0	0	0	0	0	0.0	0	0
NFL Totals		**4**	**1**	**0**	**0**	**0.0**	**0**	**0**	**2**	**34**	**17.0**	**28**	**0**



Benjamin WATSON

82
TE

HEIGHT: 6-3 WEIGHT: 255
COLLEGE: GEORGIA
JOINED SAINTS: UFA-13 (CLE)
NFL EXPERIENCE: 10
BORN: 12/18/80

NFL CAREER – A combination of athleticism, strength and speed, Watson is expected to team with Jimmy Graham and help give the Saints offense even more of a boost with his sure hands and rugged body. Watson, originally a first round draft pick of the New England Patriots in 2004, comes to New Orleans after

spending the last three seasons with the Cleveland Browns, where in 2012, he finished with 49 receptions for 501 yards with three touchdowns. With career totals in 116 games with 88 starts of 321 receptions for 3,776 yards (11.8 avg.) with 28 touchdowns, Watson's ability to get open as well as his outstanding leadership abilities will make him a solid fit for the Saints both on and off the field.

CAREER TRANSACTIONS – Signed by Saints to a three-year contract (UFA-CLE), 3/18/13; Placed on Injured Reserve by Cleveland Browns, 12/16/11; Signed by Cleveland to a three-year contract (UFA-NE), 3/12/10; Placed on Injured Reserve by the New England Patriots, 9/29/04; Signed by New England to a six-year contract, 8/16/04; Selected by New England in the first round (32nd overall) of the 2004 NFL Draft.

2012 – Played in all 16 games with 14 starts in his final season in Cleveland and recorded 49 receptions for 501 yards and three touchdowns. His reception total was fourth on the team, while he was third in both receiving TDs and receiving yardage. His reception total tied for the second-highest of his career, while his yardage total ranked third…In club's first win of season vs. Cincinnati, Oct. 14, gave the Browns the lead for good with a fourth quarter touchdown reception… Recorded four receptions for 47 yards and tied a career-high with two touchdowns at Dallas, Nov. 18…Registered six receptions for a season-high 80 yards at Oakland, Dec. 2…Led Browns in receiving in season finale at Pittsburgh, Dec. 30, with seven receptions for 64 yards. **2011** – Started 11 of the 13 games in which he played. Caught 37 passes for 410 yards and two touchdowns, finishing third on the team in receptions and receiving yardage…Had three catches for 45 yards vs. Cincinnati, Sept. 11, including a 34-yard touchdown grab…Hauled in a season-high six receptions for 48 yards vs. Tennessee, Oct. 2, and scored on a 10-yard pass from Colt McCoy on fourth-and-nine in the fourth quarter…Appeared in his 100th career regular season contest at Pittsburgh, Dec. 8, and caught two passes for 11 yards before leaving the game in the second quarter with a concussion. **2010** – Started a career-high 16 games and led the team in all three receiving categories with 68 receptions for 763 yards and three touchdowns. Reception total was 10th in the AFC, first among conference tight ends and fifth among NFL tight ends. Reception total also was the sixth-highest single-season figure by a Browns tight end. Yardage figure was second among NFL tight ends, trailing only Antonio Gates (782). It also was fifth-most among all NFL tight ends and was the eighth-most ever by a Browns tight end. Became the first Browns tight end to lead the Browns in receiving yards since Ozzie Newsome (711) in 1985. One of only three NFL tight ends (Zach Miller, Vernon Davis) to lead their club in both receptions and receiving yards. Had five or more catches in a game eight times…Hauled in a career-long 44-yard reception from Seneca Wallace against Kansas City, Sept. 19…Recorded touchdown receptions from Wallace (at Baltimore, Sept. 26), McCoy (at Pittsburgh, Oct. 17) and Jake Delhomme (at Miami, Dec. 5). Against the Dolphins, set a career-high with 10 receptions, totaling 100 yards. **2009** – Appeared in 16 games with seven starts in his final season in New England. Ranked fifth on the team with 29 receptions for 404 yards and five touchdowns… Recorded a season-high six receptions for 77 yards, while matching a career-high with two touchdowns against Buffalo, Sept. 14. **2008** – Played in 14 games with nine starts for New England and finished fifth on the team with 22 receptions

for 209 yards and five touchdowns…Tallied season-highs with eight receptions for 88 yards and one touchdown against N.Y. Jets, Nov. 13…Registered his second touchdown reception of the season with a two-yard scoring strike from Matt Cassel in the Patriots' comeback win at Seattle, Dec. 7. **2007** – Saw action in 12 games with eight starts and recorded 36 receptions for 289 yards, with a career-high six touchdowns…Set career-highs in receiving yards (107) and touchdowns (2) vs. Cleveland, Oct. 7…Member of special teams unit that blocked for Ellis Hobbs' NFL record-setting 108-yard kickoff return for a touchdown in opener at N.Y. Jets, Sept. 9…Recorded a touchdown reception in each of the first three games of the season…Hauled in his sixth touchdown catch of the season on a three-yard score at Buffalo, Nov. 18…Tied the Patriots' playoff record for most touchdown receptions in a game with a pair of scores in the team's divisional playoff victory over Jacksonville, 1/12/08. **2006** – Started all 13 games in which he appeared and finished second on the team with 49 receptions for 643 receiving yards with three touchdowns…Led the team with 95 receiving yards on seven receptions with a touchdown at Minnesota, Oct. 30…Led the team with five receptions and 74 receiving yards, including a touchdown, at Green Bay, Nov. 19…Tied for team lead with six receptions for a team-high 87 yards and a touchdown against Chicago, Nov. 26…Led the team with five receptions for 48 yards in AFC Championship at Indianapolis, 1/21/07. **2005** – Played in 15 games with nine starts. Led all New England tight ends with 29 receptions for 441 yards and four touchdowns…Snared his first career touchdown, on a 33-yard pass from Tom Brady, against Atlanta, Oct. 9…Led the team with 66 receiving yards on four receptions against New Orleans, Nov. 20…Led the team with five receptions and 91 receiving yards, including a 63-yard touchdown, in the Wild Card Playoff game against Jacksonville, 1/7/06, marking the longest touchdown reception in Patriots playoff history…In a losing effort in the Divisional Playoff game at Denver, 1/14/06, made a spectacular effort play when he ran down Broncos CB Champ Bailey on a 100-yard interception return at the Patriots one-yard line, preventing him from scoring a touchdown on the pick. **2004** – Started only game in which he played…Made NFL debut against Indianapolis, Sept. 9, and recorded two receptions for 16 yards…Placed on Injured Reserve with a knee injury on September 29.

COLLEGE – Registered 73 receptions for 945 receiving yards (12.9 avg.) and seven touchdowns during his collegiate career…Began his career at Duke University (1999), catching eight passes for 93 yards and one touchdown…As a three-year letterman at the University of Georgia (2001-03), recorded 65 receptions for 852 yards (13.6 avg.) and six touchdowns…Served as offensive team captain as a senior…A preseason All-America and All-Southeastern Conference selection as a senior…Posted 23 receptions for 324 yards and two touchdowns as a senior…Started 13 games as a junior, registering 31 catches for 341 yards and three touchdowns…Majored in finance.

PERSONAL – Born Benjamin Seth Watson in Norfolk, Va…Attended Northwestern (Rock Hill, S.C.) HS…Recorded 31 receptions for 515 yards and five touchdowns as a senior…Led team to state championship as junior…Traveled to Israel with Patriots Owner Robert Kraft and a group from Boston area in 2008…In the winter of 2007, traveled with a small group of NFL players on USO tour visiting

U.S. military bases in Iraq and Afghanistan…Traveled to China as Patriots ambassador…Lists photography as a hobby…Member of both the National Honor Society in high school and Fellowship of Christian Athletes…Created the One More Foundation which is dedicated to spreading the love and hope of Christ to one more soul (www.WatsonOneMore.org)…Recipient of 2012 Athletes in Action Call to Courage Award…Was a finalist for the 2013 Byron "Whizzer" White Award.

BENJAMIN WATSON

				RECEIVING				
Year	**Team**	**GP**	**GS**	**No**	**Yds**	**Avg**	**Lg**	**TD**
2004	New England	1	1	2	16	8.0	14	0
2005	New England	15	9	29	441	15.2	35	4
2006	New England	13	13	49	643	13.1	40	3
2007	New England	12	8	36	389	10.8	35	6
2008	New England	14	9	22	209	9.5	29	2
2009	New England	16	7	29	404	13.9	36	5
2010	Cleveland	16	16	68	763	11.2	44	3
2011	Cleveland	13	11	37	410	11.1	34t	2
2012	Cleveland	16	14	49	501	10.2	27	3
NFL Totals		**116**	**88**	**321**	**3,776**	**11.8**	**44**	**28**

ADDITIONAL STATISTICS: Rushing — (2007, 1 att., 11 yards); (2010, 1 att., -1 yard) **Total: 2 att, 10 yards.**

CAREER HIGHS: Receptions — 10, at Miami (12/5/10); **Receiving Yards —** 107, vs. Cleveland (10/7/07); **Long Reception —** 44, vs. Kansas City (9/19/10); **Receiving TDs —** 2 (3x), last vs. Buffalo (9/14/09).

POSTSEASON

				RECEIVING				
Year	**Team**	**GP**	**GS**	**No**	**Yds**	**Avg**	**Lg**	**TD**
2004	New England			INJURED RESERVE				
2005	New England	2	2	5	91	18.2	63t	1
2006	New England	3	2	10	81	8.1	19	0
2007	New England	3	3	3	20	6.7	9t	2
2009	New England	1	0	1	3	3.0	3	0
NFL Totals		**9**	**7**	**19**	**195**	**10.3**	**63t**	**3**

POSTSEASON CAREER HIGHS: Receptions — 5 (2x), last at Indianapolis (1/21/07); **Receiving Yards —** 91, vs. Jacksonville (1/7/06); **Long Reception —** 63t, vs. Jacksonville (1/7/06); **Receiving TDs —** 2, vs. Jacksonville (1/12/08).



Corey WHITE

24

CB

HEIGHT: 6-1 WEIGHT: 205
COLLEGE: SAMFORD
JOINED SAINTS: D5-12
NFL EXPERIENCE: 2
BORN: 5/9/90

NFL CAREER – A hard-hitting defensive back possessing a combination of physicality, coverage ability and speed, White returns to the Saints in his second season hoping to build on a successful rookie campaign. In his first season, while seeing action at cornerback and on special teams, the former Samford Uni-

versity standout appeared in 10 contests and finished third among cornerbacks with 32 stops.

CAREER TRANSACTIONS – Placed on Injured Reserve, 12/18/12; Signed to a four-year contract, 7/2/12; Selected in the fifth round (162nd overall) of 2012 NFL Draft.

2012 – Appeared in 10 games with four starts as a rookie for the Saints, finishing with 32 tackles (28 solo), an interception and three passes defensed, also contributing four special teams stops…Missed four contests (weeks 11-12, 14-15) due to a knee injury and was placed on Injured Reserve prior to week 16…Started first career NFL contest and posted four solo tackles vs. Washington, Sept. 9… Tallied a season-high six stops (five solo) while starting at left cornerback at Carolina, Sept. 16…Posted three solo tackles and two special teams stops vs. Kansas City, Sept. 23…Registered four tackles (three solo), two passes defensed and his first-career interception on a pass from Falcons quarterback Matt Ryan vs. Atlanta, Nov. 11.

COLLEGE – Appeared in 44 games at defensive back for the Bulldogs, totaling 140 tackles (118 solo), seven interceptions, 18 passes defensed, four forced fumbles and one blocked kick…Contributed 58 stops (52 solo), a team-best four interceptions, five passes defensed, two forced fumbles and a blocked kick in 11 games as a senior…Started all 11 games at cornerback and finished with 31 tackles (27 solo), one interception, seven passes defensed and two forced fumbles as a junior in 2010…As sophomore in 2009, appeared in all 11 contests and had 36 tackles (27 solo), two interceptions and three passes defensed…Saw action in all 11 games as a freshman and made 15 stops (12 solo) and three pass defenses… Majored in mathematics.

PERSONAL – Attended Dunwoody (Ga.) HS, where he was named team MVP and first-team All-DeKalb County, recording 52 tackles (35 solo), one forced fumble, one fumble recovery, one interception and one blocked kick… Born May 9, 1990.

COREY WHITE

				TACKLES					INTERCEPTIONS					FUMBLES		
Year	Team	GP	GS	Tot	Solo	Asst	Sk	Yds	No	Yds	Lg	TD	PD	FF	FR	Yds
2012	New Orleans	10	4	32	28	4	0.0	0.0	1	0	0	0	3	0	0	0
NFL totals		**10**	**4**	**32**	**28**	**4**	**0.0**	**0.0**	**1**	**0**	**0**	**0**	**3**	**0**	**0**	**0**

ADDITIONAL STATISTICS: Special Teams Tackles — (2012, 4) **Total: 4.**

CAREER HIGHS: Tackles — 6, at Carolina (9/16/12); **Sacks —** 0; **Interceptions —** 1, vs. Atlanta (11/11/12); **Long Interception Return —** 0, vs. Atlanta (11/11/12); **Int. Ret. for TD —** 0; **Passes Defensed —** 2, vs. Atlanta (11/11/12); **Forced Fumbles —** 0; **Fumble Recoveries —** 0; **Special Teams Tackles —** 2, vs. Kansas City (9/3/12).



Martez WILSON

95
LB

HEIGHT: 6-4 WEIGHT: 252
COLLEGE: ILLINOIS
JOINED SAINTS: D3-11
NFL EXPERIENCE: 3
BORN: 9/21/88

NFL CAREER – The Saints 2011 third-round draft pick has evolved into a significant contributor both on defense and special teams as he appeared in all 16 games in his second season, posting 18 tackles (12 solo), three sacks, two passes defensed, one forced fumble, one fumble recovery, 13 special teams stops and a blocked punt. Wilson, who possesses the versatility to play several positions, will look to continue his development and compete for more playing time in the Saints new 3-4 defensive alignment in 2013.

CAREER TRANSACTIONS – Agreed to terms, 7/30/11; Selected by New Orleans in the third round (72nd overall) of 2011 NFL Draft.

2012 – Appeared in all 16 games at both defensive end and on special teams and recorded 18 tackles (12 solo), three sacks, two passes defensed, one forced fumble and one fumble recovery while also adding 13 special teams stops, tied for second on the team, and a blocked punt…Blocked a punt that was recovered by teammate Courtney Roby and returned for a touchdown vs. Washington, Sept. 9…Led the team with a season-high three special teams stops at Carolina, Sept. 16…Sacked Philip Rivers in the fourth quarter, causing a fumble and recovering it to preserve the win vs. San Diego, Oct. 7…Registered a career-high four tackles (one solo) and a sack of Michael Vick vs. Philadelphia, Nov. 5…Recorded one takedown of Matt Ryan vs. Atlanta, Nov. 11…Tied career-high with four solo tackles while recording his first career pass defensed and two special teams stops at Oakland, Nov. 18…Totaled two tackles (one solo) and a pass defensed vs. Tampa Bay, Dec. 16. **2011** – Appeared in 13 games with one start and recorded eight tackles (five solo) and one sack for a 16-yard loss, adding 11 special teams tackles. Appeared in both postseason contests with one start and recorded four tackles (two solo), 1.5 sacks and one forced fumble…Received first career start at strongside linebacker vs. Houston, Sept. 25, and added one tackle and one special teams stop…Inactive for games 4-5 (shoulder)…Recorded one solo tackle and career-high four special teams stops at Tennessee, Dec. 11…In regular season finale vs. Carolina, 1/1/12, recorded first sack of his career for a 16-yard loss, one solo tackle and two special teams stops…Started NFC Wild Card Playoff vs. Detroit, 1/7/12, and made one tackle…In NFC Divisional Playoff at San Francisco, 1/14/12, set postseason-highs with three tackles (two solo), a forced fumble and 1.5 sacks of Alex Smith.

COLLEGE – Rugged linebacker played both in the middle and outside throughout his college career, playing in 38 games with 21 starts and finishing

with 223 stops (102 solo), nine sacks, 20 tackles for a loss, four forced fumbles, three fumble recoveries, one interception and eight passes defensed…Started all 13 contests in a shift to middle linebacker in 2010 and led team with 112 tackles (47 solo), four sacks, 11.5 tackles for losses, one interception, four passes defensed, three forced fumbles and one fumble recovery as he was an All-Big Ten first-team selection…Granted medical redshirt in 2009 after playing in only one game where he recorded nine tackles…Opened 7 of 11 games at strongside linebacker in 2008 and ranked third on team with 73 tackles, three sacks, one forced fumble, two fumble recoveries, three passes defensed and one blocked punt…Appeared in all 13 games as a reserve in 2007 and made 29 tackles, two sacks, and a pass defense as he earned Freshman All-American honorable mention…Sports management major.

PERSONAL – Attended Simeon (Chicago, Ill.) Career Academy…Earned *Parade* and *USA Today* All-American and was an All-State selection by the *Chicago Tribune* and *Champaign News-Gazette* and *Chicago Sun-Times* All-Public League and All-Area as a senior in 2006, when he recorded 240 tackles, seven sacks, one interception, one forced fumble and one fumble recovery…As a junior in 2005, earned All-Metro honors from the *Chicago Sun-Times* as he compiled 99 tackles, 20 stops for a loss, 18 sacks, seven forced fumbles and an interception…Ran track, specializing in the 100- and 200-meter dashes…Hosted a free youth football camp in 2012 and 2013 for Chicago youngsters ages 8-16…Visited children patients in the pediatric unit at Ochsner Medical Center and adults receiving chemotherapy at the facility's Tom and Gayle Benson Cancer Center over the Christmas holidays…Born Sept. 21, 1988 in Chicago.

MARTEZ WILSON

				TACKLES					INTERCEPTIONS					FUMBLES		
Year	Team	GP	GS	Tot	Solo	Asst	Sk	Yds	No	Yds	Lg	TD	PD	FF	FR	Yds
2011	New Orleans	13	1	8	5	3	1.0	16.0	0	0	0	0	0	0	0	0
2012	New Orleans	16	0	18	12	6	3.0	18.0	0	0	0	0	2	1	1	0
NFL Totals		**29**	**1**	**26**	**17**	**9**	**4.0**	**34.0**	**0**	**0**	**0**	**0**	**2**	**1**	**1**	**0**

ADDITIONAL STATISTICS: Special Teams Tackles — (2011, 11); (2012, 13) **Total: 24. Blocked Punts —** (2012, 1) **Total: 1.**

CAREER HIGHS: Tackles — 4 (2x), last at Oakland (11/18/12); **Sacks —** 1 (4x), last vs. Atlanta (11/11/12); **Interceptions —** 0; **Passes Defensed —** 1 (2x), last vs. Tampa Bay (12/16/12); **Forced Fumbles —** 1, vs. San Diego (10/7/12); **Fumble Recoveries —** 1, vs. San Diego (10/7/12); **Special Teams Tackles —** 4, at Tennessee (12/11/11).

POSTSEASON

				TACKLES					INTERCEPTIONS					FUMBLES		
Year	Team	GP	GS	Tot	Solo	Asst	Sk	Yds	No	Yds	Lg	TD	PD	FF	FR	Yds
2011	New Orleans	2	1	4	2	2	1.5	4.5	0	0	0	0	0	1	0	0
NFL Totals		**2**	**1**	**4**	**2**	**2**	**1.5**	**4.5**	**0**	**0**	**0**	**0**	**0**	**1**	**0**	**0**

POSTSEASON CAREER HIGHS: Tackles — 3, at San Francisco (1/14/12); **Sacks —** 1.5, at San Francisco (1/14/12); **Interceptions —** 0; **Passes Defensed —** 0; **Forced Fumbles —** 1, at San Francisco (1/14/12); **Fumble Recoveries —** 0; **Special Teams Tackles —** 0.

SAINTS 2013 DRAFT CHOICES



Kenny VACCARO

32
S

HEIGHT: 6-0
WEIGHT: 214
COLLEGE: TEXAS
DRAFTED: 1ST ROUND (15TH OVERALL)
BORN: 2/15/91

COLLEGE CAREER – An All-American at the University of Texas and one of the top-rated defensive backs in the NFL Draft, Vaccaro became the first safety to be selected by the Saints in the first round in franchise history. The versatile defender started 32-of-51 games he appeared in while using his incredible combination of athletic ability and toughness to contribute from four different positions, including both safety spots. The Brownwood, Texas native finished his career with 264 tackles, two sacks for minus 16 yards, 16 stops for losses of 59 yards, five interceptions for 19 yards in returns, 21 passes defensed, four forced fumbles, one fumble recovery, two blocked kicks and 14 tackles (10 solo) on special teams, while twice being named to the All-Big 12 Conference first-team and garnering All-American honors as a senior.

CAREER TRANSACTIONS – Signed to a four-year contract, 5/9/13; Selected by the Saints in the first round (15th overall) of the 2013 NFL Draft.

2012 – Earned first-team All-American honors from *Pro Football Weekly* and was a second-team pick by the *NFL Draft Report* as a senior…Earned All-Big 12 Conference first-team recognition from league coaches for the second straight season, among others…Shared team's Joseph W. Moore Tenacity Award for Defense and earned the Mike Campbell Defensive Most Valuable Player and George 'Hook' McCullough Team Most Valuable Player awards…Started all 13 games at free safety and totaled a team-leading and career-high 107 tackles (60 solo), including four stops for a loss, two interception returns for 19 yards, five passes defensed, two forced fumbles and a fumble recovery…In his final regular season game, matched his career-high with 13 tackles at Kansas State, Dec. 1.
2011 – Chosen All-Big 12 Conference first-team by league coaches…Earned University of Texas Joseph W. Moore Tenacity Award for Defense…Started all 13 contests at strong safety and totaled 82 tackles (47 solo), two sacks for minus

16 yards, eight stops for a loss of 28 yards, eight passes defensed and two interceptions…Helped the Longhorns lead league and rank sixth in nation in rushing defense (92.2 ypg.) and 11th in total defense (306.1 ypg.)…Helped Texas hold California to seven rushing yards and 195 total net yards in the Holiday Bowl, adding five tackles, two stops for a loss and a sack…Intercepted a pass to go with three tackles and a pass defense at Texas A&M…Reached double digits with 10 tackles and one stop for a loss at Missouri…Finished with six tackles and one stop for a loss against Kansas State as the defense held the Wildcats to 121 yards of total offense…Finished with six tackles, two stops for a loss and one sack at Iowa State. **2010** – Earned Texas' Joseph M. Moore Tenacity Award for defense and the Frank Denius Most Valuable Special Teams Player honor while also receiving the coaching staff's Hard Hat Award…Appeared in all 12 games at multiple different positions on the defensive and special teams units…Finished fifth on the team with 56 tackles (42 solo), also adding four stops for minus 22 yards, eight passes defensed, one interception and a forced fumble while contributing five tackles (four solo) and a blocked punt on special teams…Helped the Longhorns rank sixth in the nation in total defense (300.2 ypg.) and pass defense (161.6 ypg.)…Notched 11 tackles against UCLA in first career start…Blocked a punt at Kansas State. **2009** – Appeared in 13 games on defense and special teams…Finished with 19 tackles (13 solo) and one forced fumble, nine special teams stops and a blocked punt…Notched five tackles and blocked a punt at Baylor…Registered a tackle and forced a fumble at Texas A&M.

PERSONAL – Physical culture and sports major…Attended Brownwood (Texas) HS before transferring to Early HS for his senior campaign…Played six different positions while totaling 235 tackles and five interceptions in three years, also seeing action at wide receiver and running back…Earned all-state and all-district first-team honors at defensive back…Also played basketball for three years…Uncle, A.J. Johnson, played for the Washington Redskins (1989-94), helping them to a victory in Super Bowl XXVI before spending one season with San Diego (1995)…Brother, Kevin, is a sophomore safety at Texas…Born Kenneth Dwayne Vaccaro Feb. 15, 1991 in Brownwood, Texas.

KENNY VACCARO

					TACKLES				INTERCEPTIONS					FUMBLES		
Year	Team	GP	GS	Tot	Solo	Asst	Sk	Yds	No	Yds	Lg	TD	PD	FF	FR	Yds
2009	Texas	13	0	19	13	6	0.0	0.0	0	0	0	0	0	1	0	0
2010	Texas	12	6	56	42	14	0.0	0.0	1	0	0	0	8	1	0	0
2011	Texas	13	13	82	47	35	2.0	16.0	2	0	0	0	8	0	0	0
2012	Texas	13	13	107	60	47	0.0	0.0	2	19	19	0	5	2	1	0
Career totals		**51**	**32**	**264**	**162**	**102**	**2.0**	**16.0**	**5**	**19**	**19**	**0**	**21**	**4**	**1**	**0**

ADDITIONAL STATISTICS: Special Teams Tackles — (2009, 9); (2010, 5) **Total: 14**; **Blocked Punts —** (2009, 1); (2010, 1) **Total: 2;**

CAREER HIGHS: Tackles — 13 (2x), last at Kansas State (12/1/12); **Sacks —** 1 (2x), last vs. California (12/28/11); **Interceptions —** 1 (5x), last at Oklahoma State (9/29/12); **Interception Return Yards —** 19, vs. Wyoming (9/1/12); **Passes Defensed —** 2 (3x), last vs. Oklahoma State (10/15/11); **Forced Fumbles —** 1 (4x), last at Kansas (10/27/12); **Fumble Recoveries —** 1, vs. New Mexico (9/8/12); **Blocked Punts —** 1 (2x), last at Kansas State (11/6/10).



Terron ARMSTEAD

72

T

HEIGHT: 6-5
WEIGHT: 304
COLLEGE: ARKANSAS-PINE BLUFF
DRAFTED: 3RD ROUND (75TH OVERALL)
BORN: 7/23/91

COLLEGE CAREER – Possessing tremendous strength and speed, Armstead used his athletic ability to compete in both football and track and field at Arkansas-Pine Bluff. He appeared in 37 career games while starting his final 32 contests protecting the quarterback's blindside from the left tackle position. The Cahokia, Illinois native totaled 314 knockdowns, while also working to become an eight-time champion for the Arkansas Pine-Bluff track-&-field team. With solid footwork and a light first step, Armstead stood out at the Senior Bowl and impressed scouts across the National Football League by running the fastest 40-yard dash time (4.71) by an offensive lineman in the history of the NFL Scouting Combine.

CAREER TRANSACTIONS – Signed to a four-year contract, 5/9/13; Selected by the Saints in the third round (75th overall) of the 2013 NFL Draft.

2012 – Named to the FCS All-American first-team as a senior and was a member of the All-American Sleeper Team compiled by *The NFL Draft Report*…Also earned All-Southwestern Athletic Conference honors for the third consecutive season…Opened all 12 games at LT and totaled 118 knockdowns and 47 TD-resulting blocks to help his team finish with a 10-2 record…Part of a line that only allowed 23 sacks and led the league in rushing (200.3 ypg.)…Helped the offense reach over 500 yards in three contests…Also had an eight-yard rush. **2011** – Named by league coaches to the All-SWAC first-team…Opened 10 games at LT and produced 90 knockdowns and 10 TD blocks, ranked first for blocking efficiency in NCAA FCS ranks. **2010** – Opened 10 games at LT and received All-SWAC first-team honors in his first year as a member of the starting lineup… Helped block for an offensive unit that finished ranked second in the SWAC with an average of 385.2 yards per game…Part of a line that allowed only 28 sacks and paved the way for four outputs of more than 450 yards. **2009** – Played in five contests while being subbed in and out with both the first and second team units.

PERSONAL – Industrial technology major at Arkansas Pine-Bluff with an emphasis in technology engineering…Attended Cahokia (Ill.) HS…Grew from a 6-2, 250-pound offensive lineman as a junior to a 6-4, 300-pound senior…Led Comanches to an 11-2 record and league title as an All-Southern Seven Conference and All-Class 5A selection as senior…Also competed in Track-and-Field and was named the *News-Democrat* Class 1A-2A Track-and-Field Athlete of the Year while also earning a state title…Also lettered all four seasons in track at Arkansas Pine-Bluff, capturing All-SWAC and All-American honors as a senior…Born Terron Freeman Armstead July 23, 1991.

TERRON ARMSTEAD

Games Played/Started: Arkansas-Pine Bluff — (2009, 5/0); (2010, 10/10); (2011, 10/10); (2012, 12/12) **Totals: 37/32**



John JENKINS

92
DT

HEIGHT: 6-3
WEIGHT: 359
COLLEGE: GEORGIA
DRAFTED: 3RD ROUND (82ND OVERALL)
BORN: 7/11/89

COLLEGE CAREER – With imposing size, tremendous strength and the ability to take on multiple blockers, Jenkins manned the center of the Bulldogs defense at nose guard for two seasons, where he was named the team's Defensive Co-MVP as a senior. A threat against the pass with an explosive first step and agility, he possesses the ability to use his strong hands, size, leverage and aggression to shut down an opponent's interior running game. The Connecticut native started 20-of-27 games at Georgia where he recorded 78 tackles (36 solo), four sacks for a loss of 26 yards, eight stops for losses of 32 yards and 24 quarterback pressures. He also added one interception, a pass deflection a forced fumble and two fumble recoveries.

CAREER TRANSACTIONS – Signed to a four-year contract, 5/10/13; Selected by the Saints in the third round (82nd overall) of the 2013 NFL Draft.

2012 – Started all 13 games at NG he appeared in while ending the season with 50 tackles (22 solo), a sack for a loss of nine yards, two stops for minus 11 yards, one fumble recovery, one pass deflection and 14 quarterback pressures…Anchored the middle of a defense that yielded only 17 rushing touchdowns…Named the team's Defensive Co-MVP and to Phil Steele's All-Southeastern Conference second team…Posted eight tackles (five solo) and blocked a field goal vs. South Carolina…Had a fumble recovery vs. Tennessee to go with one tackle…Registered a career-high 11 tackles (four solo) vs. Georgia Tech, followed by six tackles that included a sack vs. Alabama in the SEC Championship Game. **2011** – Received the team's Newcomer of the Year Award after appearing in all 14 games in his first season at Georgia…Posted 28 stops (14 solo) that included three sacks for losses of 17 yards and six stops for losses of 21 yards, as well as 10 quarterback pressures, an interception, one forced fumble and one fumble recovery…His first sack as a Bulldog was good for an eight-yard loss, adding two stops behind the line of scrimmage among his three solo hits vs. Mississippi State…Caused a fumble and posted five tackles vs. New Mexico State…Added a sack for a three-yard loss and a pressure, along with three hits vs. Auburn…Had six tackles (four solo) with a sack for a six-yard loss and two stops for a loss at Georgia Tech… Recorded an interception in the Outback bowl vs. Michigan State. **2010** – Re-

turned to Mississippi Gulf Coast Community College for sophomore campaign and started all 10 games, recording 41 tackles (32 solo), two sacks, four stops for a loss and two passes defensed…Received large amount of national attention, being named a four-star player by multiple outlets and being named the sixth best junior college player in the nation by Scout.com. **2009** – Appeared in six games as a freshman at Mississippi Gulf Coast Community College, registering three sacks and four stops for losses…Also played on offense, carrying six times for 41 yards and a touchdown.

PERSONAL – Majored in child and family development at Georgia…Attended Francis T. Maloney (Meriden, Conn.) HS…Played T, DE and FB in short yardage situations…Named to the All-Central Connecticut South League squad as a senior…Also competed as a forward on the basketball team where, as a junior, he helped the Spartans capture the South League title after finishing with a 27-1 record, ranked third in the state's final poll…Born July 11, 1989 in Meriden, Connecticut.

JOHN JENKINS

				TACKLES					INTERCEPTIONS					FUMBLES		
Year	Team	GP	GS	Tot	Solo	Asst	Sk	Yds	No	Yds	Lg	TD	PD	FF	FR	Yds
2011	Georgia	14	7	28	14	14	3.0	17.0	1	2	2	0	0	1	1	0
2012	Georgia	13	13	50	22	28	1.0	9.0	0	0	0	0	1	0	1	0
Career totals		**27**	**20**	**78**	**36**	**42**	**4.0**	**26.0**	**1**	**2**	**2**	**0**	**1**	**1**	**2**	**0**

ADDITIONAL STATISTICS: Blocked Field Goals — (2012, 1) **Total: 1;**

CAREER HIGHS: Tackles — 11, vs. Georgia Tech (11/24/12); **Sacks —** 1 (4x), last vs. Alabama (12/1/12); **Interceptions —** 1, vs. Michigan State (1/2/12); **Interception Return Yards —** 2, vs. Michigan State (1/2/12); **Forced Fumbles —** 1, vs. New Mexico State (11/5/11); **Fumble Recoveries —** 1 (2x), last vs. Tennessee (9/29/12); **Blocked Field Goals —** 1, at South Carolina (10/6/12).



Kenny STILLS

84
WR

HEIGHT: **6-0**
WEIGHT: **194**
COLLEGE: **OKLAHOMA**
DRAFTED: **5TH ROUND (144TH OVERALL)**
BORN: **4/22/92**

COLLEGE CAREER – The 10th player in Saints history to be selected from Oklahoma, Stills comes to New Orleans following a three-year standout career with the Sooners where he established himself as one of the nation's top deep threats. Utilizing his outstanding body control, balance and quick second gear to stretch the field and get behind defenders, the Southern California native left Norman ranked fourth in school record books in receiving with 204 receptions for 2,594 yards (12.7 avg.) with 24 touchdowns. His yardage total ranks third in OU history, while his touchdown grab number ranks fifth.

84 KennySTILLS WR (cont.)

CAREER TRANSACTIONS – Signed to a four-year contract, 5/9/13; Selected by the Saints in the fifth round (144th overall) of the 2013 NFL Draft.

2012 – A unanimous All-Big 12 Conference second-team selection, Stills shifted to split end as a junior, opening all 13 games, leading the team with a career-high 82 receptions for 959 yards (11.7 avg.) and 11 touchdowns, adding 22 yards on two carries. Reception total ranked fifth on the school season-record list. Reached the 100-yards receiving mark in three contests, while recording at least six receptions in 10 games…Had six catches for 121 yards and a 68-yard scoring grab vs. Texas-El Paso, followed by 120 yards on 10 grabs and a touchdown vs. Florida A&M…In the Kansas clash, made a sensational 44-yard scoring grab over a pair of defenders, while picking up 90 yards on six receptions…Added 21 and 31-yard scoring grabs to go with six catches for 92 yards vs. Iowa State and had nine catches for 103 yards and a touchdown vs. Oklahoma State…Tied a school game-record with four touchdown receptions, including the game-winning score with 24 seconds remaining, at West Virginia and also matched his career-high with 10 catches, gaining 91 yards. **2011** – Named All-Big 12 Conference second-team by the league's coaches and honorable mention by the *Associated Press*, as he started 11 games at flanker and finished second on the team and sixth in the league in receiving with 61 receptions for 849 yards (13.9 avg.) and eight touchdowns. Gained over 100 yards in three contests and at least seven receptions in four games…In opener at Florida State, finished with 125 yards receiving… Hauled in multiple touchdowns for the first time vs. Texas, as he snared five balls for 51 yards…Posted season-highs in receptions (eight), receiving yards (135) and receiving touchdowns (two) vs. Texas Tech, including a 58-yard score, with his yardage total setting a career-high…Produced 101 yards on four grabs at Kansas State…Had six receptions for 75 yards at Baylor. **2010** – Named Freshman All-American first-team by *The NFL Draft Report* and Phil Steele as he set Sooners freshman records for catches and yardage, starting 14 games at flanker and finishing third on the team with 61 catches for 786 yards (12.9 avg.) and five touchdowns. Also gained 16 yards on a punt return and recorded a solo tackle…Had a season-high 86 yards on four catches that included a score vs. Texas Tech…Added another touchdown behind five grabs for 86 yards vs. Texas and hauled in a season-best eight throws for 83 yards vs. Connecticut in the Fiesta Bowl.

PERSONAL – Communications major at Oklahoma with an emphasis in broadcasting and electronic media…Rated as a five-star recruit by Scout.com coming out of La Costa Canyon (Carlsbad, Calif.) HS, where his career totals of 3,041 yards receiving established a San Diego area career-record…As a senior in 2009, the All-CIF first-team choice hauled in 45 receptions for 914 yards and 10 touchdowns…As a junior in 2008, snatched 62 passes for 1,500 yards and 17 touchdowns…Father, Ken, is a former safety who starred for the Green Bay Packers from 1985-89 and closed out his career with the Minnesota Vikings in 1990…His uncle, Gary, was a standout linebacker at West Virginia and was drafted by the Kansas City Chiefs in the third round of the 1999 NFL Draft, playing for the Chiefs until 2005 before suiting up for the Baltimore Ravens (2006-07) and St. Louis Rams (2008)…Born Kennth Lee Stills, Jr., on April 22, 1992 in Encinitas, California.

KENNY STILLS

				RECEIVING				
Year	Team	GP	GS	No	Yds	Avg	Lg	TD
2010	Oklahoma	14	14	61	786	12.9	59	5
2011	Oklahoma	11	11	61	849	13.9	58t	8
2012	Oklahoma	13	13	82	959	11.7	68t	11
NFL Totals		**38**	**38**	**204**	**2,594**	**12.7**	**68t**	**24**

ADDITIONAL STATISTICS: Rushing — (2011, 1 att., 1 yard, 1 long); (2012, 2 att. 22 yards, 13 long) **Total: 3 att., 23 yards, 13 long**; **Punt Returns —** (2010, 1 ret., 16 yards, 16 long); (2011, 8 ret., 38 yards, 13 long) **Total: 9 ret., 54 yards, 16 long).**

CAREER HIGHS: Receptions —10 (2x), last at West Virginia (11/17/12); **Receiving Yards —** 135, vs. Texas Tech (10/22/11); **Long Reception —** 68, at UTEP (9/1/12); **Receiving TDs —** 4, at West Virginia (11/17/12).



Rufus JOHNSON

59
LB

HEIGHT: **6-5**
WEIGHT: **272**
COLLEGE: **TARLETON STATE**
DRAFTED: **6TH ROUND (183RD OVERALL)**
BORN: **8/28/90**

COLLEGE CAREER – The first player ever selected by the Saints in the NFL Draft from Tarleton State, Johnson will attempt to secure a roster spot, transitioning to linebacker from his college position of defensive end and also seeking to contribute on special teams to take advantage of his combination of size and speed. Johnson finished his college career in 20 games with 19 starts, posting 96 tackles (55 solo), 33 tackles for a loss, 15.5 sacks, three passes defensed and one forced fumble. The Dallas native finished his senior campaign by leading the Texans with 17.5 stops for a loss and 10 takedowns, followed by an impressive performance in a college all-star game and his school's pro day.

CAREER TRANSACTIONS – Signed to a four-year contract, 5/9/13; Selected by the Saints in the sixth round (183rd overall) of the 2013 NFL Draft.

2012 – Appeared in nine games with eight starts at defensive end as a senior at Tarleton State and was tabbed the Lone Star Conference's Defensive Lineman of the Year and a first-team all-conference selection while earning Division II second-team All-American honors, as he finished with 50 tackles (28 solo), 17.5 tackles for a loss of 65 yards, 10 sacks for a loss of 48 yards, one forced fumble, seven quarterback hurries and two passes defensed…Posted three tackles for a loss and a career-high three sacks against Abilene Christian…Recorded three stops for a loss and two takedowns against the University of Incarnate Word.
2011 – In his first season at Tarleton State, earning All-Lone Star Conference honorable mention honors, started all 11 games at defensive end as he recorded 46

59 RufusJOHNSON LB (cont.)

tackles (27 solo), 15.5 stops for a loss, 5.5 sacks, 11 quarterback hurries, one forced fumble and one pass defensed. **2009-2010** – Played two seasons at Kilgore Junior College before transferring to Tarleton State, where he was a Southwest Junior College Football Conference (SWJCFC) all-conference standout…In five games as a sophomore, recorded 27 tackles (18 solo), three stops for loss and two sacks.

PERSONAL – Majored in kinesiology…Graduated from H. Grady Spruce (Dallas) HS, where he lettered four years in football…Named first-team All-District as a senior and second-team All-District as a junior…Father, Rufus, played football at Texas Tech…Attended same high school as former Saints DB Jitter Fields…Born August 28, 1990.

RUFUS JOHNSON

			TACKLES					INTERCEPTIONS					FUMBLES		
Year	Team	GP	GS	Tot	Solo	Asst	Sk	Yds	No	Yds	Lg	TD	PD	FF	FR	Yds
2011	Tarleton State	11	11	46	27	19	5.5	29.0	0	0	0	0	1	1	0	0
2012	Tarleton State	9	8	50	28	22	10.0	48.0	0	0	0	0	2	1	0	0
Career totals		**20**	**19**	**96**	**55**	**41**	**15.5**	**77.0**	**0**	**0**	**0**	**0**	**3**	**2**	**0**	**0**

CAREER HIGHS: Tackles — 9, at Texas A&M Commerce (10/13/12); **Sacks —** 3, at Abilene Christian (9/15/12); **Passes Defensed —** 2, at Incarnate Word (10/27/12); **Forced Fumbles —** 1 (2x), last at North Alabama (11/3/12).

FREEAGENT/UNDRAFTED

62 Isaako Aaitui, DT
UNLV (6-6, 272)
NFL Experience: 1



Signed by the Saints to a two-year contract, 5/16/13…Waived by the New York Jets, 9/4/12…Claimed off of waivers by Jets from Miami Dolphins, 9/1/12…Waived by Miami, 8/31/12…Re-signed by the Dolphins as a free agent, 1/30/12…Originally signed by the Dolphins to the practice squad, 10/5/11…Attended UNLV, where he was a preseason third-team All-MWC selection as a senior in 2010...Played in 13 games with 12 starts at defensive tackle…Ranked second on squad with five tackles for loss…Played in 12 games with nine starts as a sophomore in 2008 and recorded 32 tackles (14 solo), led the team with seven tackles for loss and shared the team lead with a pair of sacks…Posted four tackles, including three for losses, in win at Arizona State…Played seven games as a redshirt freshman in 2007…Finished with 10 total tackles, including two for loss…Redshirted as a true freshman in 2006…Majored in university studies…Pronunciation: e-saw-AH-co ah-ah-two-e…Graduated from Faga'itua (Pago Pago) HS…Played one season as team won the island championship in 2005…Also competed in rugby, volleyball and soccer…Born on Jan. 25, 1987, in Pago Pago.

20 A.J. Davis, CB
Jacksonville State (6-0, 183)
NFL Experience: 1



Signed by Saints to active roster, 12/29/12…Signed to practice squad, 11/6/12…Received injury settlement, 8/18/12…Placed on Injured Reserve, 8/12/12…Waived/injured, 8/11/12…Agreed to terms, 4/30/12…Played in finale vs. Carolina, Dec. 30, on special teams…Four-year letterman at Jacksonville State from 2008-11 totaled 126 tackles (97 solo), 17 passes defensed, six interceptions, three fumble recoveries and a blocked kick…As a senior in 2011, contributed 28 solo tackles, two interceptions, five passes defensed and one fumble recovery…As a junior in 2010, started final 11 games and finished season with 34 tackles (29 solo), four passes defensed and one sack…Exercise science major…Played at Clay-Chalkville (Clay, Ala.) HS where he was selected to all-region team and named all-metro by the *Birmingham News*…Registered 28 tackles, six passes defensed and three interceptions as a senior…Born July 6, 1989 in Birmingham, Ala.

11 Jarred Fayson, WR
Illinois (6-0, 213)
NFL Experience: 1



Signed to reserve/future contract, 1/2/13…Signed by Saints to practice squad, 12/19/12…Released by Patriots from practice squad, 11/17/12…Signed by New England Patriots to practice squad, 11/1/12…Waived by Colts, 8/28/12…Signed by Indianapolis Colts to reserve/future contract, 1/7/12…Signed to practice squad by New Orleans, 11/23/11..Waived by New Orleans, 8/30/11…Agreed to terms with Saints as an undrafted free agent, 7/27/11…Appeared in 21 games for the Illini after transferring from University of Florida and had 54 receptions for 573 yards (10.6 avg.) with two touchdowns…In 12 games with five starts as a senior in 2010, had 38 catches for 355 yards with one touchdown to rank second on Illini in receiving…Named team's Most Improved Player at the postseason awards banquet…As a junior in 2009, started five of nine games and caught 16 passes for 218 yards (13.6 avg.) with one touchdown…Before sitting out 2008 due to NCAA transfer rules, as a sophomore in 2007, had 12 receptions for 148 yards (12.3 avg.) and rushed for 89 yards on 19 carries…Earned first varsity letter in 2006, as he played in 13 games and had one catch for one yard and carried the ball 14 times for 126 yards with one touchdown for BCS Championship team…Sport management major…Attended Hillsborough (Tampa, Fla.) HS, where he was the 2005 *Tampa Tribune* Hillsborough County Player of the Year, totaling 30 touchdowns in leading Hillsborough to an undefeated season…Born Oct. 13, 1987 in Charleston, S.C.

FREEAGENT/UNDRAFTED

74 Glenn Foster, DE
Illinois (6-4, 285)
NFL Experience: R



Agreed to terms with Saints as an undrafted free agent, 4/28/13…Posted career totals of 23 starts, 73 tackles with 11 tackles for a loss, four sacks, one interception and three passes defensed…Started all 12 games at DT as a senior in 2012 and finished with 31 tackles, 5.5 stops for a loss and 2.5 sacks…Recorded or matched career highs in tackles (seven), solo tackles (six), tackles for a loss (three) and sacks (two) at Ohio State…Tallied 32 tackles with four tackles for a loss, a half sack, three passes defensed and one interception as a junior in 2011…Played in all 13 games and contributed 10 tackles with 1.5 tackles for a loss and one sack as a sophomore in 2010…Tallied his first career sack in a win at Penn State…Played in three games as a redshirt freshman in 2009 and recorded no statistics…Majored in sociology…Attended Mt. Carmel (Chicago, Ill.) HS…Recorded 44 tackles with six for a loss of 43 yards, despite an injury-shortened senior season…Born May 31, 1990 in Chicago, Ill.

17 Chris Givens, WR
Miami (Ohio) (6-2, 203)
NFL Experience: 1



Placed on Injured Reserve, 8/3/12…Waived/injured, 8/2/12…Agreed to terms with Saints as an undrafted free agent, 4/30/12…Registered 157 receptions for 2,121 yards and 15 touchdowns in his five-year career, leaving Miami (Ohio) ranked seventh in both catches and yardage…As a redshirt senior in 2011, finished with 60 receptions for 695 yards and five touchdowns…As a redshirt junior, recorded 26 catches for 385 yards with a touchdown…Granted medical redshirt following a shoulder injury suffered in second game of 2009…Sport studies major…Prepped at Chillicothe (Ohio) HS where he was a two-time MVP…Caught 57 passes for 1,118 yards and 11 TDs as senior…Earned first-team All-Ohio honors in 2006…Born January 28, 1989.

18 Saalim Hakim, WR
Tarleton State (5-11, 188)
NFL Experience: 1



Signed by Saints from practice squad to active roster, 12/19/12, where he was inactive for final two contests…Signed by Saints to practice squad, 12/6/12…Released from St. Louis Rams practice squad, 12/4/12…Signed by Rams to practice squad, 11/7/12…Waived by Dallas Cowboys, 8/31/12…Signed by Dallas, 4/30/12…Spent 2011 season with the Las Vegas Locomotives of the UFL…In one season at Tarleton State as a junior (2010), caught 18 passes for 358 yards and two touchdowns…Played at Palomar Community College (San Marcos, Calif.) from 2008-09, where he totaled 31 receptions for 428 yards and six touchdowns…Played in 11 games and recorded 28 receptions for 379 yards and six touchdowns as a

sophomore…As a true freshman, had three receptions for 49 yards…Earned associate's degree in child development…Attended Palo Verde (Las Vegas, Nev.) HS…Played only one season of high school football as senior, seeing action at HB with nine carries for 97 yard and two TDs… Was also a soccer player…Older brother is Az-Zahir Hakim, who had a nine-year NFL career at WR, including spending 2005 with the Saints…Born February 1, 1990.

89 Josh Hill, TE
Idaho State (6-5, 229)
NFL Experience: R



Agreed to terms with Saints as an undrafted free agent, 4/28/13… Finished with 152 receptions for 1,338 yards and nine touchdowns at Idaho State after transferring from Boise State, where he redshirted in 2008…Earned third team *Associated Press* All-American and second team All-Big Sky as a senior as he caught 70 passes for 630 yards and five touchdowns…As a junior, played in 11 games with 10 starts and finished second on team in receiving, collecting 48 passes for 407 yards, earning All-Big Sky honorable mention…Played in all 11 games in 2010 and totaled 25 grabs for 233 yards with three touchdowns…Graduated with a bachelor's degree in sports management… Prepped at Blackfoot (Idaho) HS, where he was named first team All-State and All-Conference…Also earned first team All-High Country Conference in both baseball and basketball…Joshua James Hill was born on May 21, 1990 in Blackfoot, Idaho.

35 Austin Johnson FB
Tennessee (6-2, 240)
NFL Experience: 1



Signed by Saints to reserve/future contract, 1/7/13…A four-year letterman at Tennessee, who appeared in 43 career games and posted totals of 126 tackles (64 solo), one sack, 10 tackles for a loss, one forced fumble, one fumble recovery, five interceptions and one pass defensed…A three-time Academic All-SEC selection…Started all 12 games at MLB as a senior in 2011 and led Volunteers with 81 tackles (41 solo) and four interceptions, tied for the NCAA lead by linebackers and ranked fourth overall in the conference…Posted 44 stops (22 solo), one forced fumble, one fumble recovery and one interception as a junior… Converted to LB as a junior after spending his first two campaigns at FB…Two-time all-state selection at Hickory (N.C.) HS, where he finished with 580 career tackles…Born June 16, 1989.

68 Tim Lelito, G
Grand Valley State (6-4, 315)
NFL Experience: R



Agreed to terms with Saints as an undrafted free agent, 4/28/13… Started 45 consecutive games for Grand Valley State and was a two-time First-Team All-Great Lakes Intercollegiate Athletic Conference selection…As a senior, helped the Lakers rank second

in the conference in total offense (474.4) and scoring offense (41.9) while he was named the GLIAC Offensive Lineman of the Year…As a junior, part of an offensive line that led the GLIAC and ranked sixth nationally in fewest sacks allowed (10)…Graduated with a bachelor's degree in physical education… Prepped at St. Clair (Mich.) HS, where he was *Detroit Free Press* All-State and *AP* All-State honorable mention as a junior and senior…Two-time Macomb Area Conference and All-Metro East selection…Earned four letters and all-state honors in track & field and one letter in basketball…Tim Scott Celito was born July 21, 1989 in Rochester, Mich.

86 Brent Leonard WR
Louisiana-Monroe (6-2, 186)
NFL Experience: R



Signed by Saints, 5/13/13…Finished college career as the Warhawks' career receiving leader, finishing with 209 receptions…As a senior, set a school record with 104 receptions for 1,118 yards and 10 touchdowns, becoming the first ULM player to go over the 1,000-yard mark in 10 seasons, earning first-team All-Sun Belt Conference honors…Second-team All-Conference selection as a junior after starting all 12 games and leading the Warhawks with 69 receptions, 751 yards and four touchdown grabs…Totaled 33 receptions for 377 yards and three touchdowns as a sophomore… Played in all 12 games as a redshirt freshman, making three catches for 46 yards and five special teams stops…Majored in general studies… First-team All-District selection as a wide receiver and second-team selection as a defensive back while being named Team MVP and Special Teams MVP as a senior at Keller (Texas) HS...Finished senior campaign with over 1,300 all-purpose yards…also lettered in track & field…Born Brent Robert Leonard on May 18, 1990, in Keller, Texas.

34 Korey Lindsey CB
Southern Illinois (5-10, 194)
NFL Experience: 1



Signed by Saints, 5/13/13… Waived by Washington, 4/17/13… Signed by Washington, 1/8/13… Signed to Washington Redskins practice squad, 12/5/12…Released from Jacksonville practice squad, 11/15/12…Signed to Jacksonville Jaguars practice squad, 11/14/12…Released by Indianapolis, 9/25/12…Acquired by Indianapolis Colts off waivers, 5/31/12…Waived by Arizona, 5/30/12…Signed by Arizona, 1/3/12… Added to Arizona practice squad, 10/5/11…Released by Arizona, 10/5/11…Acquired by Arizona Cardinals off waivers, 9/4/11…Waived by Cincinnati, 9/3/11…Signed to four-year contract with Cincinnati, 7/28/11…Selected in seventh round (207th overall) of the 2011 NFL Draft by Cincinnati Bengals…Spent part of the past two seasons on the active rosters of the Cardinals and Colts while also participating on the practice squads of the Cardinals, Jaguars and Redskins…Played in 50 career games at Southern Illinois, starting 36 con-

tests, and tallied 14 career interceptions, ranked third in school history… Earned first-team FCS *Associated Press* All-American honors as both a junior and a senior…First-Team All-MVFC and a team captain as a senior while posting 41 tackles, seven passes defensed, 2.5 tackles for a loss and one interception…First team All-Missouri Valley Football Conference selection and named team's Most Valuable Defensive Back as a junior while tying for second in the conference with six interceptions, ranked eighth in the nation. Also totaled 63 tackles, 2.5 tackles for a loss, 0.5 sacks, one fumble recovery and four passes defensed… Six interceptions were fifth-most in a season in school history as a sophomore while earning first team All-MVFC…Appeared in 14 games as true freshman and tallied 19 stops and one interception…Majored in recreation…Attended Scotlandville Magnet (Baton Rouge, La.) HS and started at wide receiver and defensive back… Registered 76 tackles, four interceptions, two fumble recoveries, 17 passes defensed, one forced fumble and one interception returned for a touchdown as a senior. Also totaled 1,117 all-purpose yards…Earned All-District honors twice as a wide receiver and twice as a defensive back… Two-time first team 4A All-State and two-time All-Metro Baton Rouge first-team selection as a junior and a senior…Also a member of the baseball and track & field teams…Born February 3, 1989 in Baton Rouge, La.

2 Jose Maltos, K
Monterrey College (Mexico)
(5-9, 201)
NFL Experience: R



Signed with Saints, 5/13/13…Mexican native kicked at University of Nuevo Leon in Monterrey from 2009-12, then further impressed several NFL Scouts following a workout at Southern Methodist University… Kicked against a group of American college players at the Aztec Bowl all-star game in Monterrey in December, 2012…Also represented Mexico at the Senior World Championships event and set a game-record with a 56-yard field goal…Majored in mechanical engineering…Attended Preparatoria 16 (San Nicholas de los Garza, Nuevo Leon, Mexico) for high school…Born Jose Carlos Maltos, on August 18, 1991 in Monterrey, Nuevo Leon, Mexico.

55 Eric Martin LB
Nebraska (6-2, 250)
NFL Experience: R



Agreed to terms with Saints, 4/28/13… Moved into starting lineup for Cornhuskers as senior at defensive end and led the team with 8.5 sacks and 18 tackles for a loss, earning first-team All-Big Ten honors by writers and the Big Ten Network, ranking fourth in the conference in takedowns and second in stops for a loss…Added 59 tackles, two forced fumbles and one

fumble recovery…Played in 12 games with two starts as a junior and had 23 tackles, 2.5 sacks and seven special teams stops…Earned a pair of starts at linebacker as a sophomore and made 26 tackles and a team-leading 13 special teams stops…Majored in sociology…Played linebacker at Rancho Verde (Moreno Valley, Calif.) HS…Earned first-team California all-state honors as a senior…Eric L. Martin was born July 21, 1991 in Lynwood, California.

61 Elliott Mealer, C
Michigan (6-5, 308)
NFL Experience: R



Agreed to terms with the Saints as an undrafted free agent, 4/28/13…Appeared in 50 career contests for Michigan along the offensive line and on special teams…Opened all 13 games at center as a redshirt senior in 2012, his first season as a starter after previously serving as a backup interior offensive lineman while also contributing on special teams units on field goal and PATs…Graduated with a bachelor's degree in general studies…Attended Wauseon (Ohio) HS, where he helped the team earn a share of the NWOAL title as a senior in 2007…Playing on the offensive line, at tight end and at defensive end, posted career totals of 21 receptions for 246 yards and 46 tackles, six sacks, a pair of pass breakups and one fumble recovery…Northwest Ohio Division IV Offensive Lineman of the Year as a senior…Elliott Wade Mealer was born June 30, 1989 in Bryan, Ohio.

83 Keavon Milton, TE
Louisiana-Monroe (6-4, 293)
NFL Experience: R



Agreed to terms with Saints as an undrafted free agent, 4/28/13…Appeared in 45 career games for the Warhawks and totaled 220 receiving yards on 25 receptions with four touchdowns…Appeared in all 13 games as a senior and finished with career-highs in receptions (14) and receiving yards (146), as he helped lead his team to an Advocare Independence Bowl appearance…Appeared in eight games as a junior and totaled eight catches for 55 yards and one touchdown…Started at defensive end in first 10 games as a sophomore before moving back to tight end and finished with 24 tackles (17 solo), two sacks, an interception and a one-yard touchdown grab…Made two catches, both for touchdowns, as a redshirt freshman…Graduated with a bachelor's degree in criminal justice…Three-time all-district honoree at tight end, tackle and defensive end at Canton (Texas) HS…Played tight end his senior year finishing with 53 receptions…Keavon Nathaniel Milton was born June 23, 1990 in Canton, Texas.

37 Jerico Nelson, S
Arkansas (5-10, 216)
NFL Experience: 1



Signed to active roster from practice squad, 12/15/12…Signed to practice squad, 9/2/12…Waived,

8/31/12…Agreed to terms with Saints as an undrafted free agent, 4/30/12… Appeared in final three games of season for Saints and recorded no statistics…Played in 49 games as a four-year letterman for the Razorbacks…Recorded 269 tackles, 27 for a loss, 10.5 sacks, four interceptions, nine passes defensed, two forced fumbles and three fumble recoveries…As a senior in 2011, appeared in all 13 contests and recorded 70 tackles, two sacks, two interceptions, two pass break-ups and a fumble recovery…As a junior, recorded a career-high 87 tackles, 11 for a loss, 2.5 sacks, one interception, four pass break-ups, one fumble recovery and one forced fumble…Majored in early childhood development…Prepped at Destrehan (La.) HS…Rushed for over 1,000 yards and scored 22 touchdowns as a senior…Attended John Curtis HS (River Ridge, La.) prior to transferring to Destrehan following Hurricane Katrina…Born September 19, 1989.

52 Kevin Reddick, LB
North Carolina (6-1, 246)
NFL Experience: R



Agreed to terms with Saints as an undrafted free agent, 4/28/13…In four years at North Carolina, was two-time team captain and saw action in 50 games with 43 starts at middle linebacker…Registered 275 tackles, 8.5 sacks, 36 stops for a loss, two interceptions with one returned for a touchdown, 16 passes defensed, two forced fumbles and one fumble recovery…A first-team All-Atlantic Coast selection by the league's coaches and the ACSMA when he notched a team-high 85 tackles (49 solo) with a league-leading 18.5 tackles for a loss, 6.5 sacks, six passes defensed and two forced fumbles in his senior season… In 2011, posted 71 tackles (39 solo) with six tackles for a loss, one sack, four passes defensed and one forced fumble…In 2010, one of only two UNC players to start all 13 games and led team with 74 tackles (48 solo) with six tackles for a loss, one sack, two interception returns with one for a touchdown and five passes defensed…Majored in exercise and sports science…Prior to attending Hargrave Military Academy in 2008, was a two-way standout at New Bern (N.C.) HS where he was named the Coastal Conference Defensive Player of the Year as a senior, earning first-team All-State honors at linebacker as well as All-Conference and All-Area his final two years…Compiled 189 tackles, eight sacks, six forced fumbles and four blocked punts as a senior, while rushing for 163 yards and six touchdowns at fullback as he earned Offensive MVP honors in the state Class 4-AA finals after scoring two touchdowns…Kevin Bernard Reddick was born December 28, 1989 in New Bern, NC.

29 Khiry Robinson, RB
West Texas A&M (6-0, 220)
NFL Experience: R



Signed by Saints, 5/13/13…In two seasons at West Texas A&M after transferring from Blinn (Texas) Junior College, rushed for 2,290 yards and 26 touchdowns and caught 60 passes for

612 yards and six touchdowns…In 2012, named to D2Football.com All-America and first-team All-Conference as he led the Buffaloes and Lone Star Conference with a school-record 1,621 yards on the ground with 15 touchdowns while also adding 38 receptions for 430 yards and four touchdowns…In 2011, carried 103 times for 669 yards and 11 TDs while also catching 22 passes for 182 yards and two scores…Majored in sports & exercise science…Prepped at Belton (Texas) HS, earning All-District and All-Centex honors…Also lettered in track & field...Born December 28, 1989.

46 Ray Shipman, LB
Central Florida (6-5, 242)
NFL Experience: R



Agreed to terms with Saints as an undrafted free agent, 4/28/13…Played in 22 games over two seasons for Central Florida and recorded 126 tackles (56 solo), eight tackles for a loss of 15 yards, four passes defensed and one interception after transferring from Florida in 2010, where he played guard for the Gators basketball team…Started 12 games as a redshirt senior and amassed 91 tackles with 3.5 tackles for loss and was voted onto the Conference USA All-Academic Team…In 2011, played in nine games with two starts and recorded 35 tackles (18 solo) with 4.5 tackles for loss, one interception and three passes defensed…Played two years of basketball at Florida at guard and appeared in 68 games with one start, averaging 3.3 points and 1.8 rebounds per game… Received his bachelor's degree in interdisciplinary studies after the 2012 spring semester, and took classes in the graduate school of communication as a redshirt senior…Played one season at S and WR in 2005 for Monsignor Pace (Miami Gardens, Fla.) HS… Named the 2008 Florida Dairy Farmers "Mr. Basketball" Player of the Year and the 2008 Florida Gatorade Player of the Year, as he helped team to 2007 and 2008 4A state championships was named the MVP of both title games…Rayford Blanton Shipman was born November 19, 1989 in Miami, Fla.

30 Ryan Steed, CB
Furman (5-11, 185)
NFL Experience: 1



Signed to reserve/future contract, 1/2/13…Signed by Saints to practice squad, 12/19/12…Waived by Jets, 8/29/12…Signed by New York Jets as an undrafted free agent, 5/4/12…In four years at Furman, saw action in 45 games, starting the final 33…Registered 180 tackles, one sack, 14 interceptions, three of which he returned for touchdowns, 24 passes defensed, four forced fumbles and four fumble recoveries, while also blocking three kicks…Majored in health sciences…Played quarterback, running back, wide receiver and cornerback and also served as a return specialist at Pinewood (Summerville, S.C.) Prep, earning all-region *Charleston Post & Courier* second-team All-Lowcountry and all-state honors as a quarterback his senior year…Rushed for 696 yards and 11 touchdowns and passed for 579 yards

and nine touchdowns…Registered four interceptions…Named Shrine All-Star Classic Outstanding Defensive Player-of-the-Game…Played on three SCISA state championship basketball teams and earned all-region, all-state, and state all-tournament team honors his sophomore and junior years…Born July 21, 1990.

38 Rod Sweeting, CB
Georgia Tech (6-0, 187)
NFL Experience: R



Agreed to terms with Saints as an undrafted free agent, 4/28/13… Played in 54 career games to tie school record and was a two-year starter, posting career totals of 160 tackles (113 solo), one sack, five interceptions, 24 passes defensed, two forced fumbles and three fumble recoveries…As a senior in 2012, recorded 58 tackles (42 solo) with six tackles for a loss, one sack, an interception, seven passes defensed and one fumble recovery with his pick coming against Florida State QB E.J. Manuel in the ACC Championship game…Was an Honorable Mention All-ACC selection as a junior in 2011, when he had 56 tackles (37 solo) with three tackles for a loss, three interceptions, 10 passes defensed, two forced fumbles and one fumble recovery… As a sophomore in 2010, played in 13 games and recorded 38 tackles (27 solo) with one tackle for a loss, one interception, seven passes defensed and one fumble recovery…As a freshman in 2009, posted eight tackles (seven solo)…Majored in business management…Prepped at Luella (Ga.) HS, where he was a two-year team captain and had 36 receptions for 723 yards with 10 touchdowns, 58 tackles and two interceptions as a senior, earning Georgia Class 5A first team All-State…Uncle, John Henry, played basketball at Oral Roberts…Roderick Hilary Sweeting was born September 28, 1990 in Miami, Fla.

14 Andy Tanner, WR
Midwestern State (6-0, 183)
NFL Experience: 1



After spending the end of the 2010 season and most of the 2011 and 2012 campaigns on the practice squad, working with the scout team, as well as seeing action in the preseason, Tanner will compete for a roster spot…Signed to practice squad, 9/2/12…Waived, 8/31/12… Signed to reserve/future contract, 1/18/12…Released from practice squad, 1/14/12…Re-signed to practice squad, 1/9/12…Released from practice squad, 1/6/12…Re-signed to practice squad, 1/2/12…Released from practice squad, 12/31/11…Re-signed to practice squad, 12/27/11…Released from practice squad, 12/26/11…Re-signed to practice squad, 12/19/11…Released from practice squad, 12/17/11…Re-signed to practice squad, 12/12/11… Released from practice squad, 12/10/11…Re-signed to practice squad, 12/5/11…Released from practice squad, 12/3/11…Re-signed to practice squad, 11/30/11…Released from practice squad, 11/29/11…Re-signed to practice squad, 11/9/11…Released from practice squad, 11/5/11…Re-signed to practice squad, 11/2/11…Released from practice squad, 10/29/11… Re-signed to practice squad,

FREEAGENT/UNDRAFTED

10/18/11…Released from practice squad, 10/15/11…Re-signed to practice squad, 10/12/11…Released from practice squad, 10/8/11…Signed to practice squad, 9/4/11…Waived, 9/3/11… Signed to reserve/futures contract, 1/13/11…Released from practice squad, 1/7/11…Signed to practice squad, 12/29/10…Waived, 8/31/10… Signed by Saints as a rookie free agent, 5/13/10, after participating in the rookie minicamp as a tryout player… Played in 38 games at Division II Midwestern State, catching 120 passes for 1,716 yards and 20 touchdowns…Honorable mention All-America and first-team All-Lone Star Conference as senior, totaling 75 receptions for 1,186 yards and 12 touchdowns…Majored in accounting…Two-time all-district selection at Rockwall (Texas) HS…Born May 16, 1988.

58 Chase Thomas LB
Stanford (6-3, 241)
NFL Experience: R



Agreed to terms with Saints as an undrafted free agent, 4/28/13…Appeared in 52 games with 47 starts at defensive end and outside linebacker at Stanford, finishing his college career with 229 tackles, 27.5 sacks, 50.5 stops for a loss, two interceptions, nine forced fumbles and four fumble recoveries…An All-Pac 12 first-team choice for the second consecutive season as a senior team captain by league coaches and media when he finished second on team with 71 tackles, tied for second with 14.5 stops for a loss and filled up the stat sheet with 7.5 sacks, one interception, four passes defensed, one forced fumble and two fumble recoveries…Started all 13 games at strongside linebacker as a junior and ranked fifth on team with 52 tackles (33 solo), leading the squad with 8.5 sacks for minus 73 yards and leading the conference while placing 20th in the nation with 17.5 stops for loss, also finishing second in the league with five forced fumbles… Moving to linebacker from the defensive line as a sophomore, started all 13 contests and ranked second on team with 70 tackles (49 solo), tying for first with 7.5 sacks (fourth in league) and leading the squad with 11.5 stops for losses totaling 63 yards, adding two fumble recoveries, one forced fumble, four passes defensed and an interception…Played in 13 games with eight starts at defensive end as a redshirt freshman, earning Freshman All-Conference honors, delivering 36 tackles, four sacks, one forced fumble and one blocked punt…Graduated with a bachelor's degree in communications…Played defensive end, linebacker and tight end at Walton (Marietta, Ga.) HS, where he holds the school career record with 37 sacks, including 17 takedowns as a senior…Born Michael Chase Thomas, on June 10, 1989 in Atlanta, GA.

31 Dion Turner, CB
Southern Utah (5-11, 194)
NFL Experience: 1



Signed by New Orleans to reserve/future contract, 1/7/13…Signed by Miami Dolphins to practice squad, 12/19/12…Waived by Packers, 8/24/12…Signed by Green Bay Pack-

ers as an undrafted free agent, 5/11/12…A four-year letterman for the Thunderbirds, playing in 36 games with 32 starts, including 32 straight to end his career, moved to cornerback from safety as a junior…In 2011 as a senior, started all 11 games and earned first-team All-Great West Conference honors, posting career-high 69 tackles (48 solo) including four tackles for a loss, five passes defensed and an interception returned for a touchdown… Earned first-team All-Great West recognition from coaches in 2010, as he finished with 54 tackles (36 solo), including 2.5 tackles for a loss, an interception, five passes defensed and a fumble recovery…Started all 11 contests as sophomore at safety and registered 61 tackles (40 solo), an interception, two passes defensed, a forced fumble and a fumble recovery…In four games as a freshman, posted eight tackles (five solo)… Graduated with a bachelor's degree in exercise science…Attended Oakland (Calif.) Technical HS, where he didn't play football until senior season, earning second-team all-conference with 46 tackles, four interceptions and 13 passes defensed at CB and S…Also lettered in baseball, basketball and volleyball…Volunteered in the public relations department of the Oakland Raiders during a summer in high school…Mother passed away when he was 12 years old and lived with his grandparents for eight years…Born May 23, 1989.

63 Jeremiah Warren G
South Florida (6-4, 320)
NFL Experience: 1



Signed by Saints, 5/13/13… Waived by Arizona Cardinals, 4/29/13… Signed by Cardinals, 1/11/13…Released by New England Patriots from practice squad, 12/24/12…Signed by New England to practice squad, 9/5/12…Waived by New England, 8/31/12…Signed with New England as an undrafted free agent, 5/10/12…Started the final 38 games of his career while appearing in 45 overall at the University of South Florida…Named to the All-Big East second-team as a senior after starting all 12 games at guard…Started all 13 games at guard in sophomore and junior seasons…Appeared in seven games as a reserve offensive lineman in 2008 after redshirting as a freshman in 2007…Graduated with a bachelor's degree in interdisciplinary social science…Prepped at Bay (Panama City, Fla.) HS, where he was a Class 3a All-State honorable mention selection… Born on Sept. 20, 1987.

2013 ALPHABETICAL ROSTER

NO.	NAME	POS.	HT.	WT.	BORN	EXP.	COLLEGE	H.S. HOMETOMN
62	AAITUI, Isaako	DT	6-4	315	1/25/87	1	UNLV	Pago Pago
42	ABDUL-QUDDUS, Isa	S	6-1	205	8/3/89	3	Fordham	Union, N.J.
72	ARMSTEAD, Terron	T	6-5	304	7/23/91	R	Arkansas-Pine Bluff	Cahokia, Ill.
98	ATKINS, Baraka	DE	6-4	265	9/28/84	3	Miami (Fla.)	Sarasota, Fla.
9	BREES, Drew	QB	6-0	209	1/15/79	13	Purdue	Austin, Texas
71	BROWN, Charles	T	6-5	297	4/10/87	4	Southern California	Chino Hills, Calif.
77	BUNKLEY, Brodrick	DT	6-2	306	11/23/83	8	Florida State	Tampa, Fla.
25	BUSH, Rafael	S	5-11	200	5/12/87	3	South Carolina State	Williston, S.C.
90	BUTLER, Victor	LB	6-2	245	7/29/87	5	Oregon State	Rialto, Calif.
39	CADET, Travaris	RB	6-1	210	2/1/89	2	Appalachian State	Miami, Fla.
40	CARR, Chris	CB	5-10	182	4/30/83	9	Boise State	Reno, Nev.
56	CHAMBERLAIN, Chris	LB	6-1	238	9/30/85	6	Tulsa	Bethany, Okla.
99	COLEMAN, Kenyon	DE	6-5	293	4/10/79	12	UCLA	Alta Loma, Calif.
45	COLLINS, Jed	FB	6-1	255	3/3/86	3	Washington State	Mission Viejo, Calif.
12	COLSTON, Marques	WR	6-4	225	6/5/83	8	Hofstra	Harrisburg, Pa.
20	DAVIS, A.J.	CB	6-0	183	7/6/89	1	Jacksonville State	Pinson, Ala.
60	DE LA PUENTE, Brian	C	6-3	306	5/13/85	4	California	San Clemente, Calif.
47	DRESCHER, Justin	LS	6-1	235	1/1/88	4	Colorado	Southlake, Texas
73	EVANS, Jahri	G	6-4	318	8/22/83	8	Bloomsburg	Philadelphia, Pa.
11	FAYSON, Jarred	WR	6-0	214	10/13/87	1	Illinois	Tampa, Fla.
74	FOSTER, Glenn	DE	6-4	285	5/31/90	R	Illinois	Chicago, Ill.
93	GALETTE, Junior	LB	6-2	258	3/27/88	4	Stillman	Montvale, N.J.
17	GIVENS, Chris	WR	6-2	203	1/28/89	1	Miami (Ohio)	Chillicothe, Ohio
80	GRAHAM, Jimmy	TE	6-7	265	11/24/86	4	Miami (Fla.)	Goldsboro, N.C.
33	GREER, Jabari	CB	5-11	180	2/11/82	10	Tennessee	Jackson, Tenn.
4	GRIFFIN, Ryan	QB	6-5	206	11/17/89	R	Tulane	Westlake Village, Calif.
66	GRUBBS, Ben	G	6-3	310	3/10/84	7	Auburn	Eclectic, Ala.
18	HAKIM, Saalim	WR	5-11	188	2/1/90	1	Tarleton State	Las Vegas, Nev.
41	HARPER, Roman	S	6-1	200	12/11/82	8	Alabama	Prattville, Ala.
79	HARRIS, Bryce	T	6-6	300	1/16/89	2	Fresno State	Tulare, Calif.
5	HARTLEY, Garrett	K	5-8	195	5/16/86	6	Oklahoma	Southlake, Texas
57	HAWTHORNE, David	LB	6-0	246	5/14/85	6	Texas Christian	Corsicana, Texas
65	HENRY, Ricky	G	6-4	310	7/27/87	3	Nebraska	Omaha, Neb.
54	HERRING, Will	LB	6-3	241	8/28/83	6	Auburn	Opelika, Ala.
76	HICKS, Akiem	DT	6-5	324	11/16/89	2	Regina	Fair Oaks, Calif.
81	HIGGINS, Michael	TE	6-5	242	12/7/87	1	Nebraska-Omaha	Beatrice, Neb.
89	HILL, Josh	TE	6-5	229	5/21/90	R	Idaho State	Blackfoot, Idaho
53	HUMBER, Ramon	LB	5-11	232	8/10/87	5	North Dakota State	Brooklyn Park, Minn.
22	INGRAM, Mark	RB	5-9	215	12/21/89	3	Alabama	Flint, Mich.
92	JENKINS, John	DT	6-3	359	7/11/89	R	Georgia	Meriden, Conn.
27	JENKINS, Malcolm	S	6-0	204	12/20/87	5	Ohio State	Piscataway, N.J.
35	JOHNSON, Austin	FB	6-2	240	6/16/89	1	Tennessee	Hickory, N.C.
59	JOHNSON, Rufus	LB	6-5	272	8/28/90	R	Tarleton State	Dallas, Texas
96	JOHNSON, Tom	DT	6-3	288	8/30/84	3	Southern Mississippi	Moss Point, Miss.
70	JONES, Marcel	T	6-7	320	9/4/88	1	Nebraska	Phoenix, Ariz.
94	JORDAN, Cameron	DE	6-4	287	7/10/89	3	California	Chandler, Ariz.
68	LELITO, Tim	G	6-4	315	7/21/89	R	Grand Valley State	St. Clair, Mich.
86	LEONARD, Brent	WR	6-2	186	5/18/90	R	Louisiana-Monroe	Keller, Texas
36	LEONHARD, Jim	S	5-8	188	10/27/82	9	Wisconsin	Tony, Wis.
28	LEWIS, Keenan	CB	6-1	208	5/17/86	5	Oregon State	New Orleans, La.
34	LINDSEY, Korey	CB	5-10	194	2/3/89	1	Southern Illinois	Baton Rouge, La.
50	LOFTON, Curtis	LB	6-0	241	6/2/86	6	Oklahoma	Kingfisher, Okla.

2013 ALPHABETICAL ROSTER

NO.	NAME	POS.	HT.	WT.	BORN	EXP.	COLLEGE	H.S. HOMETOMN
2	MALTOS, Jose	K	5-9	201	8/18/91	R	University of Nuevo Leon	San Nicolas, Mexico
55	MARTIN, Eric	LB	6-2	250	7/21/91	R	Nebraska	Moreno Valley, Calif.
7	MCCOWN, Luke	QB	6-4	217	7/12/81	10	Louisiana Tech	Jacksonville, Texas
61	MEALER, Elliott	C	6-5	308	6/30/89	R	Michigan	Wauseon, Ohio
83	MILTON, Keavon	TE	6-4	293	6/23/90	R	Louisiana-Monroe	Canton, Texas
16	MOORE, Lance	WR	5-9	190	8/31/83	8	Toledo	Westerville, Ohio
13	MORGAN, Joseph	WR	6-1	184	3/23/88	3	Walsh	Canton, Ohio
6	MORSTEAD, Thomas	P	6-4	235	3/8/86	5	Southern Methodist	Pearland, Texas
37	NELSON, Jerico	S	5-10	216	9/19/89	1	Arkansas	Destrehan, La.
69	OLSEN, Eric	G	6-3	305	6/16/88	3	Notre Dame	Brooklyn, N.Y.
87	PARKER, Preston	WR	6-0	200	2/13/87	3	North Alabama	Delray Beach, Fla.
52	REDDICK, Kevin	LB	6-1	246	12/28/89	R	North Carolina	New Bern, N.C.
97	RICHARDSON, Jay	DE	6-6	280	1/27/84	5	Ohio State	Dublin, Ohio
29	ROBINSON, Khiry	RB	6-0	220	12/28/89	R	West Texas A&M	Temple, Texas
21	ROBINSON, Patrick	CB	5-11	191	9/7/87	4	Florida State	Miami, Fla.
15	ROBY, Courtney	WR	6-0	189	1/10/83	8	Indiana	Indianapolis, Ind.
46	SHIPMAN, Ray	LB	6-5	242	11/19/89	R	Central Florida	Miami Gardens, Fla.
78	SMITH, Jason	T	6-5	310	4/30/86	5	Baylor	Dallas, Texas
91	SMITH, Will	LB	6-3	282	7/4/81	10	Ohio State	Utica, N.Y.
43	SPROLES, Darren	RB	5-6	190	6/20/83	9	Kansas State	Olathe, Kan.
30	STEED, Ryan	CB	5-11	185	7/21/90	1	Furman	Summerville, S.C.
84	STILLS, Kenny	WR	6-0	194	4/22/92	R	Oklahoma	Carlsbad, Calif.
64	STRIEF, Zach	T	6-7	320	9/22/83	8	Northwestern	Milford, Ohio
38	SWEETING, Rod	CB	6-0	187	9/28/90	R	Georgia Tech	Luella, Ga.
14	TANNER, Andy	WR	6-0	183	5/16/88	1	Midwestern State	Rockwall, Texas
58	THOMAS, Chase	LB	6-3	241	6/10/89	R	Stanford	Marietta, Ga.
23	THOMAS, Pierre	RB	5-11	215	12/18/84	7	Illinois	Lansing, Ill.
67	TILLER, Andrew	G	6-5	326	3/13/89	1	Syracuse	Central Islip, N.Y.
88	TOON, Nick	WR	6-4	218	11/4/88	1	Wisconsin	Middleton, Wis.
31	TURNER, Dion	CB	5-11	194	5/23/89	1	Southern Utah	Hanford, Calif.
32	VACCARO, Kenny	S	6-0	214	2/15/91	R	Texas	Early, Texas
51	VILMA, Jonathan	LB	6-1	230	4/16/82	10	Miami (Fla.)	Coral Gables, Fla.
75	WALKER, Tyrunn	DT	6-3	294	3/18/90	2	Tulsa	New Iberia, La.
10	WALLACE, Seneca	QB	5-11	205	8/6/80	10	Iowa State	Rancho Cordova, Calif.
63	WARREN, Jeremiah	G	6-4	320	9/20/87	1	South Florida	Panama City, Fla.
82	WATSON, Benjamin	TE	6-3	255	12/18/80	10	Georgia	Rock Hill, S.C.
24	WHITE, Corey	CB	6-1	205	5/9/90	2	Samford	Dunwoody, Ga.
95	WILSON, Martez	DE	6-4	252	9/21/88	3	Illinois	Chicago, Ill.

HEAD COACH: SEAN PAYTON. Assistants: Pete Carmichael (Offensive Coordinator), Rob Ryan (Defensive Coordinator), Joe Vitt (Assistant Head Coach/Linebackers), Greg McMahon (Special Teams Coordinator), Charles Byrd (Assistant Strength and Conditioning), Andre Curtis (Assistant Secondary), Dan Dalrymple (Head Strength and Conditioning), Henry Ellard (Wide Receivers), Bret Ingalls (Offensive Line), Bill Johnson (Defensive Line), Stan Kwan (Assistant Special Teams), Joe Lombardi (Quarterbacks), Terry Malone (Tight Ends), Wesley McGriff (Secondary), Dan Roushar (Running Backs), Carter Sheridan (Offensive Assistant/Wide Receivers), Frank Smith (Offensive Assistant/Offensive Line), Marcus Ungaro (Defensive Assistant), Rob Wenning (Strength and Conditioning Assistant), Brian Young (Defensive Assistant/Linebackers).

2013 NUMERICAL ROSTER

NO.	NAME	POS.	HT.	WT.	AGE	EXP.	COLLEGE	HOW ACQUIRED
2	Jose MALTOS	K	5-9	201	21	R	University of Nuevo Leon	FA-13
4	Ryan GRIFFIN	QB	6-5	206	23	R	Tulane	FA-13
5	Garrett HARTLEY	K	5-8	195	27	6	Oklahoma	FA-08
6	Thomas MORSTEAD	P	6-4	235	27	5	Southern Methodist	D5-09
7	Luke MCCOWN	QB	6-4	217	31	10	Louisiana Tech	UFA-13 (Atl)
9	Drew BREES	QB	6-0	209	34	13	Purdue	UFA-06 (SD)
10	Seneca WALLACE	QB	5-11	205	32	10	Iowa State	FA-13
11	Jarred FAYSON	WR	6-0	213	25	1	Illinois	FA-12
12	Marques COLSTON	WR	6-4	225	30	8	Hofstra	D7b-06
13	Joseph MORGAN	WR	6-1	184	25	3	Walsh	FA-11
14	Andy TANNER	WR	6-0	183	25	1	Midwestern State	FA-10
15	Courtney ROBY	WR	6-0	189	30	8	Indiana	FA-08
16	Lance MOORE	WR	5-9	190	29	8	Toledo	FA-05
17	Chris GIVENS	WR	6-2	203	24	1	Miami (Ohio)	FA-12
18	Saalim HAKIM	WR	5-11	188	23	1	Tarleton State	FA-12
20	A.J. DAVIS	CB	6-0	183	23	1	Jacksonville State	FA-12
21	Patrick ROBINSON	CB	5-11	191	25	4	Florida State	D1-10
22	Mark INGRAM	RB	5-9	215	23	3	Alabama	D1b-11
23	Pierre THOMAS	RB	5-11	215	28	7	Illinois	FA-07
24	Corey WHITE	CB	6-1	205	23	2	Samford	D5-12
25	Rafael BUSH	S	5-11	200	26	3	South Carolina State	WAI-12 (Den)
27	Malcolm JENKINS	S	6-0	204	25	5	Ohio State	D1-09
28	Keenan LEWIS	CB	6-1	208	27	5	Oregon State	UFA-13 (Pit)
29	Khiry ROBINSON	RB	6-0	220	23	R	West Texas A&M	FA-13
30	Ryan STEED	CB	5-11	185	22	1	Furman	FA-12
31	Dion TURNER	CB	5-11	194	24	1	Southern Utah	FA-12
32	Kenny VACCARO	S	6-0	214	22	R	Texas	D1-13
33	Jabari GREER	CB	5-11	180	31	10	Tennessee	UFA-09 (Buf)
34	Korey LINDSEY	CB	5-10	194	24	1	Southern Illinois	FA-13
35	Austin JOHNSON	FB	6-2	240	24	1	Tennessee	FA-12
36	Jim LEONHARD	S	5-8	188	30	9	Wisconsin	UFA-13 (Den)
37	Jerico NELSON	S	5-10	216	23	1	Arkansas	FA-12
38	Rod SWEETING	CB	6-0	187	22	R	Georgia Tech	FA-13
39	Travaris CADET	RB	6-1	210	24	2	Appalachian State	FA-12
40	Chris Carr	CB	5-10	182	30	9	Boise State	FA-13
41	Roman HARPER	S	6-1	200	30	8	Alabama	D2-06
42	Isa ABDUL-QUDDUS	S	6-1	205	23	3	Fordham	FA-11
43	Darren SPROLES	RB	5-6	190	30	9	Kansas State	UFA-11 (SD)
45	Jed COLLINS	FB	6-1	255	27	3	Washington State	FA-10
46	Ray SHIPMAN	LB	6-5	242	23	R	Central Florida	FA-13
47	Justin DRESCHER	LS	6-1	235	25	4	Colorado	FA-10
50	Curtis LOFTON	LB	6-0	241	27	6	Oklahoma	UFA-12 (Atl)
51	Jonathan VILMA	LB	6-1	230	31	10	Miami (Fla.)	TR-08 (NYJ)
52	Kevin REDDICK	LB	6-1	246	23	R	North Carolina	FA-13
53	Ramon HUMBER	LB	5-11	232	25	5	North Dakota State	FA-10
54	Will HERRING	LB	6-3	241	29	7	Auburn	UFA-11 (Sea)
55	Eric MARTIN	LB	6-2	250	21	R	Nebraska	FA-13
56	Chris CHAMBERLAIN	LB	6-1	238	27	6	Tulsa	UFA-12 (StL)
57	David HAWTHORNE	LB	6-0	246	28	6	Texas Christian	UFA-12 (Sea)
58	Chase THOMAS	LB	6-3	241	24	R	Stanford	FA-13
59	Rufus JOHNSON	LB	6-5	272	22	R	Tarleton State	D6-13
60	Brian DE LA PUENTE	C	6-3	306	28	4	California	FA-10

2013 NUMERICAL ROSTER

NO.	NAME	POS.	HT.	WT.	AGE	EXP.	COLLEGE	HOW ACQUIRED
61	Elliott MEALER	C	6-5	308	23	R	Michigan	FA-13
62	Isaako AAITUI	DT	6-4	315	26	1	UNLV	FA-13
63	Jeremiah WARREN	G	6-4	320	25	1	South Florida	FA-13
64	Zach STRIEF	T	6-7	320	29	8	Northwestern	D7a-06
65	Ricky HENRY	G	6-4	310	25	3	Nebraska	FA-12
66	Ben GRUBBS	G	6-3	310	29	7	Auburn	UFA-12 (Bal)
67	Andrew TILLER	G	6-5	326	24	1	Syracuse	D6-12
68	Tim LELITO	G	6-4	315	23	R	Grand Valley State	FA-13
69	Eric OLSEN	G	6-3	305	25	3	Notre Dame	FA-11
70	Marcel JONES	T	6-7	320	24	1	Nebraska	D7-12
71	Charles BROWN	T	6-5	297	26	4	Southern California	D2-10
72	Terron ARMSTEAD	T	6-5	304	21	R	Arkansas-Pine Bluff	D3a-13
73	Jahri EVANS	G	6-4	318	29	8	Bloomsburg	D4-06
74	Glenn FOSTER	DE	6-4	285	23	R	Illinois	FA-13
75	Tyrunn WALKER	DT	6-3	294	23	2	Tulsa	FA-12
76	Akiem HICKS	DT	6-5	324	23	2	Regina	D3-12
77	Brodrick BUNKLEY	DT	6-2	306	29	8	Florida State	UFA-12 (Den)
78	Jason SMITH	T	6-5	310	27	5	Baylor	FA-13
79	Bryce HARRIS	T	6-6	300	24	2	Fresno State	FA-12
80	Jimmy GRAHAM	TE	6-7	265	26	4	Miami (Fla.)	D3-10
81	Michael HIGGINS	TE	6-5	242	25	1	Nebraska-Omaha	FA-11
82	Benjamin WATSON	TE	6-3	255	32	10	Georgia	UFA-13 (Cle)
83	Keavon MILTON	TE	6-4	293	23	R	Louisiana-Monroe	FA-13
84	Kenny STILLS	WR	6-0	194	21	R	Oklahoma	D5-13
86	Brent LEONARD	WR	6-2	186	23	R	Louisiana-Monroe	FA-13
87	Preston PARKER	WR	6-0	200	26	3	North Alabama	FA-12
88	Nick TOON	WR	6-4	218	24	1	Wisconsin	D4-12
89	Josh HILL	TE	6-5	229	23	R	Idaho State	FA-13
90	Victor BUTLER	LB	6-2	245	25	5	Oregon State	UFA-13 (Dal)
91	Will SMITH	LB	6-3	282	31	10	Ohio State	D1-04
92	John JENKINS	DT	6-3	359	23	R	Georgia	D3b-13
93	Junior GALETTE	LB	6-2	258	25	4	Stillman	FA-10
94	Cameron JORDAN	DE	6-4	287	23	3	California	D1a-11
95	Martez WILSON	DE	6-4	252	24	3	Illinois	D3a-11
96	Tom JOHNSON	DT	6-3	288	28	3	Southern Mississippi	FA-11
97	Jay RICHARDSON	DE	6-6	280	29	5	Ohio State	FA-12
98	Baraka ATKINS	DE	6-4	265	28	3	Miami (Fla.)	FA-13
99	Kenyon COLEMAN	DE	6-5	293	34	12	UCLA	UFA-13 (Dal)

HEAD COACH: SEAN PAYTON. Assistants: Pete Carmichael (Offensive Coordinator), Rob Ryan (Defensive Coordinator), Joe Vitt (Assistant Head Coach/Linebackers), Greg McMahon (Special Teams Coordinator), Charles Byrd (Assistant Strength and Conditioning), Andre Curtis (Assistant Secondary), Dan Dalrymple (Head Strength and Conditioning), Henry Ellard (Wide Receivers), Bret Ingalls (Offensive Line), Bill Johnson (Defensive Line), Stan Kwan (Assistant Special Teams), Joe Lombardi (Quarterbacks), Terry Malone (Tight Ends), Wesley McGriff (Secondary), Dan Roushar (Running Backs), Carter Sheridan (Offensive Assistant/Wide Receivers), Frank Smith (Offensive Assistant/Offensive Line), Marcus Ungaro (Defensive Assistant), Rob Wenning (Strength and Conditioning Assistant), Brian Young (Defensive Assistant/Linebackers).

HOW THE SAINTS WERE BUILT

2004 (1)

DRAFT:

LB **Will Smith** (1)

2005 (1)

FREE AGENTS:

WR **Lance Moore** (FA)

2006 (5)

DRAFT:

S **Roman Harper** (2)
G **Jahri Evans** (4)
T **Zach Strief** (7a)
WR **Marques Colston** (7b)

FREE AGENTS:

QB **Drew Brees** (UFA-SD)

2007 (1)

FREE AGENTS:

RB **Pierre Thomas** (FA)

2008 (3)

FREE AGENTS:

K **Garrett Hartley** (FA)
WR **Courtney Roby** (FA)

TRADES:

LB **Jonathan Vilma** – Acquired from N.Y. Jets for 2008 fourth-round pick and 2009 third-round pick.

2009 (3)

DRAFT:

S **Malcolm Jenkins** (1)
P **Thomas Morstead** (5)

FREE AGENTS:

CB **Jabari Greer** (UFA-Buf)

2010 (9)

DRAFT:

CB **Patrick Robinson** (1)
T **Charles Brown** (2)
TE **Jimmy Graham** (3)

FREE AGENTS:

FB **Jed Collins** (FA)
G **Brian de la Puente** (FA)
LS **Justin Drescher** (FA)
LB **Junior Galette** (FA)
LB **Ramon Humber** (FA)
WR **Andy Tanner** (FA)

2011 (10)

DRAFT:

DE **Cameron Jordan** (1a)
RB **Mark Ingram** (1b)
LB **Martez Wilson** (3)

FREE AGENTS:

S **Isa Abdul-Quddus** (FA)
LB **Will Herring** (UFA-Sea)
TE **Michael Higgins** (FA)
DT **Tom Johnson** (FA)
WR **Joseph Morgan** (FA)
C/G **Eric Olsen** (FA)
RB **Darren Sproles** (UFA-SD)

2012 (24)

DRAFT:

DT **Akiem Hicks** (3)
WR **Nick Toon** (4)
CB **Corey White** (5)
G **Andrew Tiller** (6)
T **Marcel Jones** (7)

FREE AGENTS:

DT **Brodrick Bunkley** (UFA-Den)
RB **Travaris Cadet** (FA)
LB **Chris Chamberlain** (UFA-StL)
CB **A.J. Davis** (FA)
WR **Jarred Fayson** (FA)
WR **Chris Givens** (FA)
G **Ben Grubbs** (UFA-Bal)
WR **Saalim Hakim** (FA)
T **Bryce Harris** (FA)
LB **David Hawthorne** (UFA-Sea)
G **Ricky Henry** (FA)
FB **Austin Johnson** (FA)
LB **Curtis Lofton** (UFA-Atl)
S **Jerico Nelson** (FA)
WR **Preston Parker** (FA)
DE **Jay Richardson** (FA)
CB **Ryan Steed** (FA)
DT **Tyrunn Walker** (FA)

WAIVERS:

S **Rafael Bush** (Den)

2013 (33)

DRAFT:

S **Kenny Vaccaro** (1)
T **Terron Armstead** (3a)
DT **John Jenkins** (3b)
WR **Kenny Stills** (5)
LB **Rufus Johnson** (6)

FREE AGENTS:

DT **Issako Aaitui** (FA)
DE **Baraka Atkins** (FA)
LB **Victor Butler** (UFA-Dal)
CB **Chris Carr** (FA)
DE **Kenyon Coleman** (UFA-Dal)
DE **Glenn Foster** (FA)
QB **Ryan Griffin** (FA)
TE **Josh Hill** (FA)
WR **Brent Leonard** (FA)
G **Tim Lelito** (FA)
S **Jim Leonhard** (UFA-Den)
CB **Keenan Lewis** (UFA-Pit)
CB **Korey Lindsey** (FA)
K **Jose Maltos** (FA)
LB **Eric Martin** (FA)
QB **Luke McCown** (UFA-Atl)
C **Elliott Mealer** (FA)
TE **Keavon Milton** (FA)
LB **Kevin Reddick** (FA)
RB **Khiry Robinson** (FA)
LB **Ray Shipman** (FA)
T **Jason Smith** (FA)
CB **Rod Sweeting** (FA)
LB **Chase Thomas** (FA)
CB **Dion Turner** (FA)
QB **Seneca Wallace** (FA)
G **Jeremiah Warren** (FA)
TE **Benjamin Watson** (UFA-Cle)



REVIEW

2012 NFL SEASON IN REVIEW

2012 NFL Standings

National Football Conference

NFC East

	W	L	T	PCT.	PTS.	PA
Washington	10	6	0	.625	436	388
New York Giants	9	7	0	.563	429	344
Dallas	8	8	0	.500	376	400
Philadelphia	4	12	0	.250	280	444

NFC North

	W	L	T	PCT.	PTS.	PA
Green Bay	11	5	0	.688	433	336
Minnesota	10	6	0	.625	379	348
Chicago	10	6	0	.625	375	277
Detroit	4	12	0	.250	372	437

NFC South

	W	L	T	PCT.	PTS.	PA
Atlanta	13	3	0	.813	419	299
Carolina	7	9	0	.438	357	363
New Orleans	**7**	**9**	**0**	**.438**	**461**	**454**
Tampa Bay	7	9	0	.438	389	394

NFC West

	W	L	T	PCT.	PTS.	PA
San Francisco	11	4	1	.719	397	273
Seattle	11	5	0	.688	412	245
St. Louis	7	8	1	.469	299	348
Arizona	5	11	0	.313	250	357

American Football Conference

AFC East

	W	L	T	PCT.	PTS.	PA
New England	12	4	0	.750	557	331
Miami	7	9	0	.438	288	317
New York Jets	6	10	0	.375	281	375
Buffalo	6	10	0	.375	344	435

AFC North

	W	L	T	PCT.	PTS.	PA
Baltimore	10	6	0	.625	398	344
Cincinnati	10	6	0	.625	391	320
Pittsburgh	8	8	0	.500	336	314
Cleveland	5	11	0	.313	302	368

AFC South

	W	L	T	PCT.	PTS.	PA
Houston	12	4	0	.750	416	331
Indianapolis	11	5	0	.688	357	387
Tennessee	6	10	0	.375	330	471
Jacksonville	2	14	0	.125	255	444

AFC West

	W	L	T	PCT.	PTS.	PA
Denver	13	3	0	.813	481	289
San Diego	7	9	0	.438	350	350
Oakland	4	12	0	.250	290	443
Kansas City	2	14	0	.125	211	425

2012 NFL Post Season Results



NFC WILD CARD PLAYOFF GAMES
Green Bay Packers 24, Minnesota Vikings 10
Seattle Seahawks 24, Washington Redskins 14

AFC WILD CARD PLAYOFF GAMES
Houston Texans 19, Cincinnati Bengals 13
Baltimore Ravens 24, Indianapolis Colts 9



NFC DIVISIONAL PLAYOFF GAMES
San Francisco 49ers 45, Green Bay Packers 31
Atlanta Falcons 30, Seattle Seahawks 28

AFC DIVISIONAL PLAYOFF GAMES
New England Patriots 41, Houston Texans 28
Baltimore Ravens 38, Denver Broncos 35



NFC CHAMPIONSHIP GAME
San Francisco 49ers 28, Atlanta Falcons 24



AFC CHAMPIONSHIP GAME
Baltimore Ravens 28, New England Patriots 13



SUPER BOWL XLVII
Baltimore Ravens 34, San Francisco 49ers 31

2012 PRESEASON FINAL STATISTICS

2012 Preseason Record: 2-3

Date	W/L	Score	Opponent	Attendance
08/05	**L**	**17-10**	**ARIZONA**	**18,100**
08/09	L	6-7	at New England	68,756
08/17	**L**	**24-27**	**JACKSONVILLE**	**72,056**
08/25	**W**	**34-27**	**HOUSTON**	**72,082**
08/30	L	6-10	at Tennessee	69,143

TEAM STATISTICS	N.O.	OPP
Total First Downs	**105**	**94**
Rushing	30	28
Passing	67	55
Penalty	8	11
3rd Down: Made/Att	21/66	21/70
3rd Down Pct.	31.8	30.0
4th Down: Made/Att	1/3	2/4
4th Down Pct.	33.3	50.0
POSSESSION AVG.	**29:51**	**30:09**
TOTAL NET YARDS	**1845**	**1467**
Avg. Per Game	369.0	293.4
Total Plays	350	326
Avg. Per Play	5.3	4.5
NET YARDS RUSHING	**533**	**598**
Avg. Per Game	106.6	119.6
Total Rushes	141	138
NET YARDS PASSING	**1312**	**869**
Avg. Per Game	262.4	173.8
Sacked/Yards Lost	11/84	12/90
Gross Yards	1396	959
Att./Completions	198/133	176/97
Completion Pct.	67.2	55.1
Had Intercepted	5	4
PUNTS/AVERAGE	**25/42.5**	**32/47.5**
NET PUNTING AVG.	**40.3**	**41.8**
PENALTIES/YARDS	**40/345**	**28/308**
FUMBLES/BALL LOST	**10/6**	**10/5**
TOUCHDOWNS	**9**	**9**
Rushing	1	4
Passing	7	5
Returns	1	0

SCORE BY PERIODS	Q1	Q2	Q3	Q4	OT	PTS
Team	30	30	10	17	0	87
Opponents	24	27	20	10	0	81

SCORING	TD	Ru	Pa	Rt	PAT	FG	S	TP
Hartley	0	0	0	0	6/6	6/7	0	24
Cadet	2	0	2	0			0	12
Morgan	2	0	2	0			0	12
Kasay	0	0	0	0	3/3	2/4	0	9
Galette	1	0	0	1			0	6
J. Graham	1	0	1	0			0	6
Henderson	1	0	1	0			0	6
Ingram	1	1	0	0			0	6
Moore	1	0	1	0			0	6
Team	**9**	**1**	**7**	**1**	**9/9**	**8/11**	**0**	**87**
Opponents	**9**	**4**	**5**	**0**	**9/9**	**6/7**	**0**	**81**

2-Pt. Conversions: Team 0-0, Opponents 0-0

SACKS: Walker 3, M. Wilson 1.5, Anderson 1, Broughton 1, Hicks 1, Jordan 1, McBride 1, Parks 1, Smith 1, T. Johnson 0.5, Saints 12, Opponents 11

FUM/LOST: Cadet 2/1, Morgan 2/1, Brees 1/1, Canfield 1/1, Folkerts 1/0, Ivory 1/1, McCown (TM) 1/0), Tanner 1/1

RUSHING	No	Yds	Avg	LG	TD
Ivory	41	154	3.8	20	0
Cadet	39	132	3.4	17	0
Banyard	25	93	3.7	9	0
P. Thomas	15	46	3.1	10	1
Daniel	5	40	8.0	13	0
Sproles	2	13	6.5	11	0
Brees	1	10	10.0	10	0
Canfield	4	3	0.8	6	0
Hall	1	3	3.0	3	0
Team	**141**	**533**	**3.8**	**20**	**1**
Opponents	**138**	**598**	**4.3**	**42**	**4**

Receiving	No.	Yds	Avg	Long	TD
Cadet	30	246	8.2	24t	2
Morgan	15	182	12.1	53t	2
Higgins	14	139	9.9	21	0
Roby	10	146	14.6	30	0
Tanner	8	120	15.0	23	0
P. Thomas	8	96	12.0	25	0
Schouman	7	77	11.0	41	0
Henderson	6	52	8.7	14	1
Banyard	6	25	4.2	14	0
Camarillo	5	58	11.6	24	0
Hall	5	34	6.8	12	0
Colston	4	71	17.8	28	0
Moore	4	44	11.0	20t	1
J. Graham	3	48	16.0	29	1
Ivory	2	24	12.0	15	0
Sproles	2	12	6.0	8	0
Toon	2	6	3.0	5	0
Ingram	1	13	13.0	13	0
Collins	1	3	3.0	3	0
Team	**133**	**1396**	**10.5**	**53t**	**7**
Opponents	**97**	**959**	**9.9**	**44**	**5**

INTERCEPTIONS	NO.	YDS	AVG	LONG	TD
L. Wilson	1	46	46.0	46	0
Jenkins	1	1	1.0	1	0
M. Johnson	1	1	1.0	1	0
Abdul-Quddus	1	0	1.0	0	0
Team	**4**	**48**	**12.0**	**46**	**0**
Opponents	**5**	**17**	**3.4**	**12**	**0**

PUNTING	No.	Yds	Avg	Net	TB	In	Lg	B
Morstead	25	1063	42.5	40.3	1	11	60	0
Team	**25**	**1063**	**42.5**	**40.3**	**1**	**11**	**60**	**0**
Opponents	**32**	**1521**	**47.5**	**41.8**	**5**	**12**	**79**	**0**

PUNT RETURNS	Ret	FC	Yds	Avg	Long	TD
Cadet	7	2	29	4.1	21	0
Morgan	5	0	42	8.4	19	0
Camarillo	2	0	14	7.0	8	0
Scott TM	1	1	0	0.0	0	0
Team	**15**	**3**	**85**	**5.7**	**21**	**0**
Opponents	**8**	**8**	**35**	**4.4**	**10**	**0**

KICKOFF RET.	No.	Yds	Avg	Long	TD
Cadet	10	253	25.3	35	0
Scott	1	67	67.0	67	0
Roby	1	33	33.0	33	0
Morgan	1	29	29.0	29	0
Parks	1	28	28.0	28	0
Team	**14**	**410**	**29.3**	**67**	**0**
Opponents	**11**	**279**	**25.4**	**62**	**0**

FIELD GOALS	1-19	20-29	30-39	40-49	50+
Hartley	0/0	4/4	2/2	0/0	0/1
Kasay	0/0	1/1	0/0	1/2	0/1
Team	**0/0**	**5/5**	**2/2**	**1/2**	**0/2**
Opponents	**0/0**	**2/2**	**2/2**	**1/1**	**1/2**

Hartley: () (27G) (37G) (22G, 24G, 53N) (38G, 21G)
Kasay: (22G, 54B) (46 G, 41N) () () ()

Opponents: (27G) (53N) (36G, 47G) (33G, 53G) (24G)

PASSING	Att	Cmp	Yds	Cmp%	Yds/Att	TD	TD%	Int	Int%	Long	Sack/Lost	Rating
Daniel	64	46	538	71.9	8.41	4	6.3	2	3.1	53t	4/33	104.8
Canfield	71	46	415	64.8	5.85	0	0.0	3	4.1	10	4/ 37	62.8
Brees	47	32	357	68.1	7.60	3	6.4	0	0.0	29	1/ 5	111.7
McCown	16	9	86	56.3	5.38	0	0.0	0	0.0	19	2/ 9	71.4
Team	**198**	**133**	**1396**	**67.2**	**7.05**	**7**	**3.5**	**5**	**2.5**	**53t**	**11/ 84**	**88.7**
Opponents	**176**	**97**	**959**	**55.1**	**5.45**	**5**	**2.8**	**4**	**2.3**	**44**	**12/ 90**	**70.7**

2012 REGULAR SEASON FINAL STATISTICS

RECORD: 7-9 FINISH: 3rd NFC SOUTH

Date	W/L	Score	Opponent	Attendance
09/09	**L**	**32-40**	**WASHINGTON**	**72,180**
09/16	L	27-35	at Carolina	72,879
09/23	**L**	**24-27 OT**	**KANSAS CITY**	**72,226**
09/30	L	27-28	at Green Bay	70,571
10/07	**W**	**31-24**	**SAN DIEGO**	**73,109**
10/21	W	35-28	at Tampa Bay	58,906
10/28	L	14-34	at Denver	76,832
11/05	**W**	**28-13**	**PHILADELPHIA**	**73,099**
11/11	**W**	**31-27**	**ATLANTA**	**73,126**
11/18	W	38-17	at Oakland	56,880
11/25	**L**	**21-31**	**SAN FRANCISCO**	**73,147**
11/29	L	13-23	at Atlanta	70,514
12/09	L	27-52	at NY Giants	81,437
12/16	**W**	**40-0**	**TAMPA BAY**	**73,096**
12/23	W	34-31 OT	at Dallas	92,570
12/30	**L**	**38-44**	**CAROLINA**	**73,124**

TEAM STATISTICS	N.O.	OPP
Total First Downs	**352**	**380**
Rushing	64	116
Passing	267	236
Penalty	21	28
3rd Down: Made/Att	91/207	80/208
3rd Down Pct.	44.0	38.5
4th Down: Made/Att	8/14	10/19
4th Down Pct.	57.1	52.6
POSSESSION AVG.	**28:36**	**31:24**
TOTAL NET YARDS	**6574**	**7042**
Avg. Per Game	410.9	440.1
Total Plays	1067	1089
Avg. Per Play	6.2	6.5
NET YARDS RUSHING	**1577**	**2361**
Avg. Per Game	98.6	147.6
Total Rushes	370	457
NET YARDS PASSING	**4997**	**4681**
Avg. Per Game	312.3	292.6
Sacked/Yards Lost	26/190	30/194
Gross Yards	5187	4875
Att./Completions	671/423	602/370
Completion Pct.	63.0	61.5
Had Intercepted	19	15
PUNTS/AVERAGE	**74/50.1**	**63/45.7**
NET PUNTING AVG.	**74/43.2**	**63/40.1**
PENALTIES/YARDS	**104/911**	**102/835**
FUMBLES/BALL LOST	**13/5**	**19/11**
TOUCHDOWNS	**58**	**53**
Rushing	10	18
Passing	43	31
Returns	5	4

SCORE BY PERIODS	Q1	Q2	Q3	Q4	OT	PTS
Team	101	154	110	93	3	461
Opponents	96	133	96	126	3	454

SCORING	TD	Ru	Pa	Rt	PAT	FG	S	TP
Hartley	0	0	0	0	57/57	18/22	0	111
Colston	10	0	10	0			0	60
J. Graham	9	0	9	0			0	54
Sproles	8	1	7	0			0	50
Moore	6	0	6	0			0	36
Ingram	5	5	0	0			0	30
D. Thomas	4	0	4	0			0	24
Morgan	3	0	3	0			0	18
Collins	2	0	2	0			0	12
Ivory	2	2	0	0			0	12
P. Thomas	2	1	1	0			0	12
Brees	1	1	0	0			0	6
Henderson	1	0	1	0			0	6
Jenkins	1	0	0	1			0	6
Mack	1	0	0	1			0	6
P. Robinson	1	0	0	1			0	6
Roby	1	0	0	1			0	6
Vilma	1	0	0	1			0	6
Team	**58**	**10**	**43**	**5**	**57/57**	**18/22**	**0**	**461**
Opponents	**53**	**18**	**31**	**4**	**53/53**	**27/33**	**1**	**454**

2-Pt. Conversions: Sproles 1, Team 1-1, Opponents 0-0

SACKS: Jordan 8, Smith 6, Galette 5, Wilson 3, Bunkley 2.5, T. Johnson 2, Lofton 1, P. Robinson 1, Vilma 1, Shanle 0.5, Saints 30, Opponents 26

FUM/LOST: Brees 5/1, Colston 4/2, Cadet 1/1, Collins 1/1, J. Graham 1/0, Henderson 1/0

RUSHING	No	Yds	Avg	LG	TD
Ingram	156	602	3.9	31	5
P. Thomas	105	473	4.5	48	1
Sproles	48	244	5.1	47	1
Ivory	40	217	5.4	56t	2
Daniel	3	17	5.7	19	0
Henderson	1	13	13.0	13	0
Brees	15	5	0.3	11	1
Cadet	1	5	5.0	5	0
Morgan	1	1	1.0	1	0
Team	**370**	**1,577**	**4.3**	**56t**	**10**
Opponents	**457**	**2,361**	**5.2**	**91t**	**18**

Receiving	No.	Yds	Avg	Long	TD
J. Graham	85	982	11.6	49	9
Colston	83	1154	13.9	60	10
Sproles	75	667	8.9	44	7
Moore	65	1041	16.0	51	6
P. Thomas	39	354	9.1	36	1
Henderson	22	316	14.4	41	1
Collins	14	70	5.0	12	2
D. Thomas	11	86	7.8	20t	4
Morgan	10	379	37.9	80t	3
Ingram	6	29	4.8	16	0
Cadet	5	44	8.8	17	0
Camarillo	4	44	11.0	13	0
Ivory	2	15	7.5	13	0
Roby	1	9	9.0	9	0
Higgins	1	-3	-3.0	-3	0
Team	**423**	**5187**	**12.3**	**80t**	**43**
Opponents	**370**	**4875**	**13.2**	**95**	**31**

INTERCEPTIONS	NO.	YDS	AVG	LONG	TD
P. Robinson	3	99	33.0	99t	1
Greer	3	31	10.3	28	0
Harper	2	41	20.5	41	0
Abdul-Quddus	2	12	6.0	12	0
Mack	1	73	73.0	73t	1
Jenkins	1	55	55.0	55t	1
Bush	1	40	40.0	40	0
Vilma	1	18	18.0	18t	1
White	1	0	0.0	0	0
Team	**15**	**369**	**24.6**	**99t**	**4**
Opponents	**19**	**356**	**18.7**	**70**	**3**

PUNTING	No.	Yds	Avg	Net	TB	In	Lg	B
Morstead	74	3707	50.1	43.2	6	20	70	0
Team	**74**	**3707**	**50.1**	**43.2**	**6**	**20**	**70**	**0**
Opponents	**63**	**2876**	**45.7**	**40.1**	**8**	**23**	**63**	**1**

PUNT RETURNS	Ret	FC	Yds	Avg	Long	TD
Sproles	23	14	183	8.0	37	0
Cadet	1	2	2	2.0	2	0
Moore	1	3	5	5.0	5	0
P. Robinson	0	1	0	---	---	0
Team	**25**	**20**	**190**	**7.6**	**37**	**0**
Opponents	**31**	**12**	**391**	**12.6**	**69**	**0**

KICKOFF RET.	No.	Yds	Avg	Long	TD
Cadet	26	690	26.5	75	0
Sproles	18	483	26.8	48	0
P. Thomas	5	91	18.2	38	0
Collins	1	0	0.0	0	0
Galette	1	2	2.0	2	0
Team	**51**	**1266**	**24.8**	**75**	**0**
Opponents	**42**	**1049**	**25.0**	**97t**	**1**

FIELD GOALS	1-19	20-29	30-39	40-49	50+
Hartley	0/0	9/9	4/6	2/3	3/4
Team	**0/0**	**9/9**	**4/6**	**2/3**	**3/4**
Opponents	**0/0**	**7/7**	**11/13**	**8/9**	**1/4**

Hartley: (21G) (22G, 53G) (40G, 38N) (20G, 27G, 48N) (26G) () () (52N) (31G) (47G) () (21G, 52G) (32G, 25G) (25G, 36G) (36N, 37G, 20G) (53G)

Opponents: (37G, 41G, 37G, 45G) () (25G, 45G, 34G, 38G, 43G, 31G) () (20G, 55N) (42N) (33G, 33G) (22G, 37G) (37G,20G) (40G) (27G,50N, 33B) (45G,29G,55G) (36N, 39G) () (47G) (20G, 54N, 31G, 42G)

2012 NFC SOUTH STANDINGS
Saints Finish: 3rd Place

Atlanta	13	3	0	.813
Carolina	7	9	0	.438
New Orleans	**7**	**9**	**0**	**.438**
Tampa Bay	7	9	0	.438

PASSING	Att	Cmp	Yds	Cmp%	Yds/Att	TD	TD%	Int	Int%	Long	Sack/Lost	Rating
Brees	670	422	5177	63.0	7.73	43	6.4	19	2.8	80t	26/ 190	96.3
Daniel	1	1	10	100.0	10.00	0	0.0	0	0.0	10	0/ 0	108.3
Team	**671**	**423**	**5187**	**63.0**	**7.73**	**43**	**6.4**	**19**	**2.8**	**80t**	**26/ 190**	**96.4**
Opponents	**602**	**370**	**4875**	**61.5**	**8.10**	**31**	**5.1**	**15**	**2.5**	**95**	**30/ 194**	**93.8**

2012 DEFENSIVE STATISTICS

	Regular Defensive Plays									Special Teams					MISC			
Name	TKL	AST	TOT	SACK / YDS		INT	PD	FF	FR	TKL	AST	FF	FR	BL	TKL	AST	FF	FR
CURTIS LOFTON	94	63	157	1	12	0	10	2	2	0	0	0	0	0	0	0	0	0
ROMAN HARPER	91	33	124	0	0	2	9	1	0	0	0	0	0	0	0	0	0	0
MALCOLM JENKINS	70	25	95	0	0	1	5	0	0	0	0	0	0	1	0	0	0	0
CAMERON JORDAN	53	23	76	8	54	0	3	3	2	0	0	0	0	0	0	0	0	0
WILL SMITH	39	28	67	6	40	0	1	0	1	0	0	0	0	0	0	0	0	0
PATRICK ROBINSON	54	10	64	1	9	3	17	1	0	0	0	0	0	0	0	0	0	0
JABARI GREER	40	11	51	0	0	3	14	0	0	0	0	0	0	0	0	0	0	0
JONATHAN VILMA	21	28	49	1	8	1	2	0	0	0	0	0	0	0	0	0	0	0
DAVID HAWTHORNE	20	23	43	0	0	0	0	0	0	0	0	0	0	0	0	0	0	0
SEDRICK ELLIS	17	26	43	0	0	0	1	0	0	0	0	0	0	0	0	0	0	0
ISA ABDUL-QUDDUS	24	12	36	0	0	2	8	0	1	7	2	0	0	0	0	0	0	0
JONATHAN CASILLAS	17	18	35	0	0	0	1	0	2	8	2	0	0	0	0	0	0	0
TOM JOHNSON	21	12	33	2	20	0	0	0	0	0	0	0	0	0	0	0	0	0
COREY WHITE	28	4	32	0	0	1	3	0	0	4	0	0	0	0	0	0	0	0
AKIEM HICKS	20	12	32	0	0	0	1	1	0	0	0	0	0	0	0	0	0	0
BRODRICK BUNKLEY	18	14	32	2.5	8.5	0	2	0	0	0	0	0	0	0	0	0	0	0
SCOTT SHANLE	10	17	27	0.5	2.5	0	1	0	0	1	0	0	0	0	0	0	0	0
JUNIOR GALETTE	18	4	22	5	22	0	0	1	0	4	0	0	0	0	0	0	0	0
JOHNNY PATRICK	16	5	21	0	0	0	3	0	0	5	0	0	0	0	0	0	0	0
MARTEZ WILSON	12	6	18	3	18	0	2	1	1	12	1	0	0	1	0	0	0	0
ELBERT MACK	10	4	14	0	0	1	6	1	0	2	0	0	0	0	0	0	0	0
RAFAEL BUSH	9	4	13	0	0	1	1	1	1	14	1	0	1	0	0	0	0	0
TURK McBRIDE	4	5	9	0	0	0	1	0	0	2	0	0	0	0	0	0	0	0
WILL HERRING	4	3	7	0	0	0	0	0	0	13	1	0	0	0	0	0	0	0
JEROME MURPHY	3	0	3	0	0	0	0	0	0	1	0	0	0	0	0	0	0	0
RAMON HUMBER	0	0	0	0	0	0	0	0	0	13	1	0	0	0	0	0	0	0
COURTNEY ROBY	0	0	0	0	0	0	0	0	0	8	2	1	0	0	0	0	0	0
TRAVARIS CADET	0	0	0	0	0	0	0	0	0	7	0	0	0	0	0	0	0	0
THOMAS MORSTEAD	0	0	0	0	0	0	0	0	0	3	0	0	0	0	0	0	0	0
PIERRE THOMAS	0	0	0	0	0	0	0	0	0	2	0	0	0	0	0	0	0	1
JED COLLINS	0	0	0	0	0	0	0	0	0	2	0	0	0	0	0	0	0	0
JOSEPH MORGAN	0	0	0	0	0	0	0	0	0	0	0	0	0	0	3	0	0	0
DEVERY HENDERSON	0	0	0	0	0	0	0	0	0	0	0	0	0	0	2	0	0	0
BRIAN de la PUENTE	0	0	0	0	0	0	0	0	0	0	0	0	0	0	2	0	0	0
DREW BREES	0	0	0	0	0	0	0	0	0	0	0	0	0	0	1	0	0	1
MARQUES COLSTON	0	0	0	0	0	0	0	0	0	0	0	0	0	0	1	0	0	0
BEN GRUBBS	0	0	0	0	0	0	0	0	0	0	0	0	0	0	1	0	0	0
JERMON BUSHROD	0	0	0	0	0	0	0	0	0	0	0	0	0	0	1	0	0	0
JAHRI EVANS	0	0	0	0	0	0	0	0	0	0	0	0	0	0	1	0	0	0
CHRIS IVORY	0	0	0	0	0	0	0	0	0	0	0	0	0	0	1	0	0	0
LANCE MOORE	0	0	0	0	0	0	0	0	0	0	0	0	0	0	1	0	0	0
JIMMY GRAHAM	0	0	0	0	0	0	0	0	0	0	0	0	0	0	0	0	0	1
MARK INGRAM	0	0	0	0	0	0	0	0	0	0	0	0	0	0	0	0	0	1
Totals	713	390	1103	30	194	15	91	12	10	108	10	1	1	2	14	0	0	4

Defense: TKL: tackle, **AST:** assist, **TOT:** total, **INT:** interception, **PD:** pass defense, **FF:** forced fumble, **FR:** fumble recovery. **Special Teams: BL:** kicks blocked.

2012HONORS

PRO BOWL
QB **Drew Brees**, T **Jermon Bushrod**, G **Jahri Evans (starter)** and P **Thomas Morstead**

***ASSOCIATED PRESS* ALL-PRO**
G **Jahri Evans (first team)**
P **Thomas Morstead (second team)**

ESPN.com (John Clayton) ALL-PRO
P **Thomas Morstead**

***SPORTS ILLUSTRATED* (Peter King) ALL-PRO**
P **Thomas Morstead**

***USA TODAY* ALL-JOE**
WR **Marques Colston**
WR **Lance Moore**

NFC Player of the Week Awards

NFC OFFENSIVE PLAYER OF THE WEEK
WEEK 5: QB **Drew Brees**
New Orleans Saints 31, San Diego Chargers 24
@ Mercedes-Benz Superdome, Oct. 7, 2012
Brees completed 29-of-45 passes (64.4 percent) for 370 yards with four touchdowns and one interception with a 110.4 passer rating. With his 40-yard touchdown pass to WR **Devery Henderson** with 2:58 remaining in the first quarter, Brees extended his streak of consecutive games with a TD pass to 48, surpassing Pro Football Hall of Famer **Johnny Unitas** (47) for the longest streak in NFL history.

NFC OFFENSIVE PLAYER OF THE WEEK
WEEK 10: TE **Jimmy Graham**
New Orleans Saints 31, Atlanta Falcons 27
@ Mercedes-Benz Superdome, Nov. 11, 2012
Graham had seven cathes for a career-high 146 yards and two touchdowns. He was the first NFC tight end with at least 145 receiving yards, a 20.0 yards per catch average and two touchdowns in a game since 1970 (**Bob Tucker**, October 25, 1970).

NFL Weekly Awards

GMC NEVER SAY NEVER MOMENT OF THE WEEK
WEEK 5: QB **Drew Brees**
New Orleans Saints 31, San Diego Chargers 24
@ Mercedes-Benz Superdome, Oct. 7, 2012
With his 40-yard touchdown pass to WR **Devery Henderson** with 2:58 remaining in the first quarter, Brees extended his streak of consecutive games with a touchdown pass to 48, surpassing Pro Football Hall of Famer **Johnny Unitas** (47) for the longest streak in NFL history.

FEDEX AIR PLAYER OF THE WEEK
WEEK 7: QB **Drew Brees**
New Orleans Saints 35, Tampa Bay Buccaneers 28
@ Raymond James Stadium, Oct. 21, 2012
Brees completed 27-of-37 passes (73.0 percent) for 377 yards with four touchdown passes, one interceptions and and a 130.1 passer rating.

ED BLOCK COURAGE AWARD
RB **Mark Ingram**
In a vote by his teammates, Ingram was honored as the 2012 recipient of the Ed Block Courage Award, which is presented to a player from all 32 NFL teams who best exemplifies the principles of sportsmanship and courage. The award is presented to players who conduct themselves as role models in the community and serve as an inspiration to their teammates.

2012 NEW ORLEANS SAINTS MAN OF THE YEAR
WR **Lance Moore**
2012 team award winner and league nominee for Walter Payton NFL Man of the Year for dedication to community and charitable endeavors and excellent play on the field.

2012 JIM FINKS GOOD GUY AWARD
T **Zach Strief**
In a vote by New Orleans media, Strief was honored for his consistent cooperation with the local media.

OFFENSE

Date	Opp.	WR	LT	LG	C	RG	RT	TE	WR	QB	RB	FB
9/9	WAS	Colston	Bushrod	Grubbs	de la Puente	Evans	Strief	J. Graham	Henderson	Brees	Sproles	Moore (WR)
9/16	@Car	Colston	Bushrod	Grubbs	de la Puente	Evans	Strief	J. Graham	Moore	Brees	P. Thomas	Collins
9/23	KC	Moore	Bushrod	Grubbs	de la Puente	Evans	Strief	J. Graham	Henderson	Brees	P. Thomas	Collins
9/30	@GB	Colston	Bushrod	Grubbs	De la Puente	Evans	Strief	J. Graham	D. Thomas (TE)	Brees	Sproles	Collins
10/7	SD	Colston	Bushrod	Grubbs	de la Puente	Evans	Strief	J. Graham	Henderson	Brees	Sproles	Collins
10/21	@TB	Colston	Bushrod	Grubbs	de la Puente	Evans	Strief	D. Thomas	Henderson	Brees	P. Thomas	Sproles (RB)
10/28	@Den	Colston	Bushrod	Grubbs	de la Puente	Evans	Strief	J. Graham	Henderson	Brees	Sproles	Moore (WR)
11/5	PHI	Colston	Bushrod	Grubbs	de la Puente	Evans	Strief	D. Thomas	Morgan	Brees	Ingram	Brown (TE)
11/11	ATL	Colston	Bushrod	Grubbs	de la Puente	Evans	Brown	D. Thomas	Henderson	Brees	P. Thomas	Moore (WR)
11/18	@ Oak	Colston	Bushrod	Grubbs	de la Puente	Evans	Brown	J. Graham	Morgan	Brees	Ingram	Collins
11/25	SF	Colston	Bushrod	Grubbs	de la Puente	Evans	Harris	J. Graham	Henderson	Brees	Ivory	D. Thomas (TE)
11/29	@Atl	Colston	Bushrod	Grubbs	de la Puente	Evans	Strief	Higgins	Henderson	Brees	Ingram	Olsen (G)
12/9	@NYG	Morgan	Bushrod	Grubbs	de la Puente	Evans	Strief	Olsen	Henderson	Brees	Ingram	Collins
12/16	TB	Morgan	Bushrod	Grubbs	de la Puente	Evans	W. Robinson	J. Graham	Moore	Brees	Ingram	D. Thomas (TE)
12/23	@Dal	Colston	Bushrod	Grubbs	de la Puente	Evans	Strief	Olsen	Morgan	Brees	Sproles	D. Thomas (TE)
12/30	Car	Colston	Bushrod	Grubbs	de la Puente	Evans	Strief	Olsen	Moore	Brees	Ivory	Collins

DEFENSE

Date	Opp.	LDE	DT	DT	RDE	SLB	MLB	WLB	LCB	RCB	SS	FS
9/9	WAS	Jordan	Bunkley	Ellis	Smith	Patrick (CB)	Lofton	Hawthorne	White	P. Robinson	Harper	Jenkins
9/16	@Car	Jordan	Bunkley	Ellis	Smith	Shanle	Lofton	Hawthorne	White	P. Robinson	Harper	Jenkins
9/23	KC	Jordan	Bunkley	Ellis	Smith	Shanle	Lofton	Hawthorne	Greer	P. Robinson	Harper	Jenkins
9/30	@GB	Jordan	Bunkley	Ellis	Smith	Shanle	Lofton	Herring	Greer	P. Robinson	Harper	Jenkins
10/7	SD	Jordan	Bunkley	Ellis	Smith	Shanle	Lofton	White (CB)	Greer	P. Robinson	Harper	Jenkins
10/21	@TB	Jordan	Bunkley	Ellis	Smith	Shanle	Lofton	Casillas	Greer	P. Robinson	Harper	Jenkins
10/28	@Den	Galette	Jordan	Ellis	Smith	White (CB)	Lofton	Vilma	Greer	P. Robinson	Harper	Jenkins
11/5	PHI	Jordan	Bunkley	Ellis	Smith	Shanle	Lofton	Vilma	Greer	P. Robinson	Harper	Jenkins
11/11	ATL	Jordan	Bunkley	Ellis	Smith	Hawthorne	Lofton	Vilma	Greer	P. Robinson	Harper	Jenkins
11/18	@Oak	Jordan	Bunkley	Ellis	Smith	Hawthorne	Lofton	Vilma	Greer	P. Robinson	Harper	Jenkins
11/25	SF	Jordan	Bunkley	Ellis	Smith	Hawhtorne	Lofton	Vilma	Greer	P. Robinson	Harper	Jenkins
11/29	@Atl	Jordan	Bunkley	Ellis	Smith	Hawthorne	Lofton	Vilma	Greer	P. Robinson	Harper	Jenkins
12/9	@NYG	Jordan	Bunkley	Ellis	Smith	Hawthorne	Lofton	Vilma	Greer	P. Robinson	Harper	Jenkins
12/16	TB	Jordan	Bunkley	Ellis	Smith	Mack (CB)	Lofton	Vilma	Greer	P. Robinson	Harper	Abdul-Quddus
12/23	DAL	Jordan	Bunkley	Ellis	Smith	Hawthorne	Lofton	Vilma	Greer	P. Robinson	Harper	Abdul Quddus
12/30	CAR	Jordan	Bunkley	Ellis	Smith	Hawthorne	Lofton	Vilma	Mack	P. Robinson	Harper	Abdul-Quddus

		1st Downs				Offense			Net Rushing			Net Passing							Fumb.		Pen.		Punts			Returns						TDS			PAT	FG	2P	TOP
Game	Pts	T	R	Pa	Pe	AT	Yards	Avg.	Att	Yards	Avg.	A	C	Yds	TD	Int	Sk	Yds	#	Lst	#	Yds	#	Yds	Avg.	P	Yds	KO	Yds	Int	Yds	Ru	Pa	Ret	M/A	M/A	M/A	
WAS	32	24	2	17	5	64	358	5.6	10	32	3.2	52	24	326	3	2	2	13	1	1	12	107	5	278	55.6	2	14	3	103	0	0	0	3	1	3/3	1/1	1/1	20:50
@Car	27	27	8	19	0	77	486	6.3	27	163	6.0	49	31	323	1	2	1	2	1	0	2	23	3	148	49.3	2	30	3	54	0	0	2	1	0	3/3	2/2	0/0	30:24
KC	24	14	2	12	0	59	288	4.9	19	83	4.4	36	20	205	3	1	4	35	0	0	4	45	6	335	55.8	1	2	5	107	1	28	0	3	0	3/3	1/2	0/0	26:01
@GB	27	25	1	23	1	75	474	6.3	19	45	2.4	54	35	429	3	0	2	17	0	0	10	72	3	108	36.0	1	4	3	91	1	0	0	3	0	3/3	2/3	0/0	30:28
SD	31	21	1	19	1	69	404	5.9	21	53	2.5	45	29	351	4	1	3	19	2	0	10	99	4	207	51.8	2	2	2	49	1	41	0	4	0	4/4	1/1	0/0	29:26
@TB	35	23	5	17	1	63	458	7.3	26	81	3.1	37	27	377	4	1	0	0	0	0	7	55	4	205	51.3	1	15	0	0	0	0	1	4	0	5/5	0/0	0/0	26:15
@Den	14	14	2	12	0	60	252	4.2	17	51	3.0	42	22	201	2	1	1	12	1	0	3	15	8	413	51.6	1	-1	0	0	0	0	0	2	0	2/2	0/0	0/0	24:46
PHI	28	20	5	14	1	54	371	6.9	25	140	5.6	27	21	231	2	0	2	8	3	2	4	35	3	149	49.7	1	5	4	118	1	99	1	2	1	4/4	0/1	0/0	26:30
ATL	31	21	4	17	0	62	440	7.1	29	148	5.1	32	21	292	3	1	1	6	0	0	5	35	5	250	50.0	1	2	2	45	1	0	1	3	0	4/4	1/1	0/0	27:25
@Oak	38	19	5	14	0	56	380	6.8	28	151	5.4	28	21	229	3	0	0	0	1	0	11	109	4	172	43.0	0	0	3	123	2	55	1	3	1	5/5	1/1	0/0	28:36
SF	21	19	4	12	3	67	290	4.3	21	59	2.8	41	26	231	3	2	5	36	0	0	4	53	5	252	50.4	1	3	5	148	1	0	0	3	0	3/3	0/0	0/0	29:54
@Atl	13	24	4	18	2	74	436	5.9	23	101	4.4	50	28	335	0	5	1	6	0	0	5	30	4	181	45.3	4	62	4	94	0	0	1	0	0	1/1	2/2	0/0	33:44
@NYG	27	22	6	15	1	68	487	7.2	24	142	5.9	43	26	345	1	2	1	9	2	2	10	81	4	202	50.5	2	5	8	149	2	85	1	1	1	3/3	2/2	0/0	30:18
TB	41	24	7	15	2	65	447	6.9	25	149	6.0	39	26	298	4	0	1	9	0	0	6	55	5	268	53.6	3	38	1	30	4	43	1	4	0	5/5	2/2	0/0	31:06
@Dal	34	33	5	25	3	91	562	6.2	38	116	3.1	53	37	446	3	0	0	0	2	0	6	42	5	263	52.6	2	10	4	60	0	0	1	3	0	4/4	2/3	0/0	41:59
CAR	38	22	3	18	1	63	441	7.0	18	63	3.5	43	29	378	4	1	2	18	0	0	5	55	6	276	46.0	1	-1	4	95	1	18	0	4	1	5/5	1/1	0/0	26:05
Totals	461	352	64	267	21	1,067	6,574	6.2	370	1,577	4.3	671	423	4,997	43	19	26	190	13	5	104	911	74	3,707	50.1	25	190	51	1,266	15	369	10	43	5	57/57	18/22	1/1	28:36

		1st Downs				Offense			Net Rushing			Net Passing						Fumb.		Pen.		Punts			Returns						TDS			PAT	FG	2P	TOP
Game	Pts	T	R	Pa	Pe	AT	Yards	Avg.	Att	Yards	Avg.	A	C	Yds	TD	Int	Sk	Yds	#	Lst	#	Yds	#	Yds	Avg.	P	Yds	KO	Yds	Int	Yds	Ru	Pa	Ret	M/A	M/A	M/A	
WAS	40	22	7	13	2	71	459	6.5	43	153	3.6	26	19	306	2	0	2	14	3	0	12	127	4	139	34.8	4	34	2	49	2	50	2	2	0	4/4	4/4	0/0	39:10
@Car	35	23	12	10	1	62	463	7.5	41	219	5.3	20	14	244	1	0	1	9	1	1	4	34	5	229	45.8	1	14	3	72	2	11	3	1	1	5/5	0/0	0/0	29:36
KC	27	27	10	16	1	92	510	5.5	45	273	6.1	44	26	237	0	1	3	11	2	2	6	40	5	208	41.6	3	40	5	95	1	32	1	0	0	1/1	6/6	0/0	42:32
@GB	28	30	5	21	4	66	421	6.4	25	102	4.1	41	31	319	4	1	0	0	1	1	7	43	2	82	41.0	0	0	3	88	0	0	0	4	0	4/4	0/0	0/0	29:32
SD	24	27	6	18	3	65	427	6.6	18	117	6.5	42	27	310	2	1	5	44	1	1	7	56	4	182	45.5	2	16	5	127	1	9	1	2	0	3/3	1/2	0/0	30:34
@TB	28	26	5	18	3	68	513	7.5	24	102	4.3	42	24	415	3	0	2	9	1	0	7	50	3	126	42.0	2	15	1	16	1	30	1	3	0	4/4	0/1	0/0	33:45
@Den	34	29	11	16	2	71	530	7.5	41	225	5.5	30	22	305	3	0	0	0	2	1	5	34	5	232	46.4	4	43	1	12	1	8	1	3	0	4/4	2/2	0/0	35:14
PHI	13	24	10	13	1	77	447	5.8	29	221	7.6	41	22	226	1	1	7	46	2	1	7	58	4	178	44.5	1	20	1	13	0	0	0	1	0	1/1	2/2	0/0	33:30
ATL	27	25	3	20	2	71	454	6.4	18	46	2.6	52	34	408	3	1	1	3	0	0	6	53	3	140	46.7	3	9	0	0	1	13	0	3	0	3/3	2/2	0/0	32:35
@Oak	17	24	7	15	2	69	404	5.9	26	120	4.6	40	22	284	2	2	3	28	0	0	4	40	3	135	45.0	1	0	6	121	0	0	0	2	0	2/2	1/1	0/0	31:24
SF	31	18	7	10	1	56	375	6.7	31	144	4.6	25	16	231	1	1	0	0	1	1	10	68	4	187	46.8	2	13	1	23	2	92	1	1	2	4/4	1/3	0/0	30:06
@Atl	23	15	8	7	0	57	283	5.0	23	124	5.4	33	18	159	1	0	1	6	1	1	5	25	6	319	53.2	1	13	1	22	5	20	1	1	0	2/2	3/3	0/0	26:16
@NYG	52	24	7	14	3	62	394	6.4	27	135	5.0	35	22	259	4	2	0	0	0	0	6	55	3	116	38.7	2	19	6	287	2	91	2	4	1	7/7	1/2	0/0	29:42
TB	0	20	4	16	0	72	386	5.4	16	67	4.2	54	30	319	0	4	2	11	1	1	7	84	4	195	48.8	1	39	4	70	0	0	0	0	0	0/0	0/0	0/0	28:54
@Dal	31	18	2	16	0	56	446	8.0	11	40	3.6	43	26	406	4	0	2	10	2	1	5	32	6	307	51.2	2	39	2	29	0	0	0	4	0	4/4	1/1	0/0	22:28
CAR	44	28	12	13	3	74	530	7.2	39	273	7.0	34	17	257	0	1	1	3	0	0	4	36	2	101	50.5	2	77	1	25	1	0	5	0	0	5/5	3/4	0/0	33:55
Totals	454	380	116	236	28	1,089	7042	6.5	457	2,361	5.2	602	370	4,685	31	15	30	194	18	11	102	835	63	2,876	45.7	31	391	42	1,049	19	1,356	18	31	4	53/53	27/33	0/0	31:24

2012 PARTICIPATION REPORT

Name	9/9 WAS	9/16 @Car	9/23 KC	9/30 @GB	10/7 SD	10/21 @TB	10/28 @Den	11/5 PHI	11/11 ATL	11/18 @Oak	11/25 SF	11/29 @Atl	12/9 @NYG	12/16 TB	12/23 @Dal	12/30 CAR	GP-GS-DNP-IA
ABDUL-QUDDUS, Isa	PL	PL	PL	PL	PL	PL	PL	PL	PL	PL	PL	IA	PL	ST	ST	ST	15-3-0-1
ARRINGTON, Adrian		IR															Injured Reserve
BANYARD, Joe	IR																Injured Reserve
BREES, Drew	ST	ST	ST	ST	ST	ST	ST	ST	ST	ST	ST	ST	ST	ST	ST	ST	16-16-0-0
BROUGHTON, Braylon	PS	PS	PS	PS	PS	PS	PS	PS	PS	PS	PS	PS	PS	PS	PS	PS	Practice Squad
BROWN, Charles	PL	PL	PL	PL	PL	PL	PL	ST	ST	ST	IA	IA	IA	IR	IR	IR	10-3-0-3
BUNKLEY, Brodrick	ST	ST	ST	ST	ST	ST	IA	ST	ST	ST	ST	ST	ST	ST	ST	ST	15-15-0-1
BUSH, Rafael	PL	PL	PL	PL	PL	PL	PL	PL	PL	PL	PL	PL	PL	PL	PL	PL	16-0-0-0
BUSHROD, Jermon	ST	ST	ST	ST	ST	ST	ST	ST	ST	ST	ST	ST	ST	ST	ST	ST	16-16-0-0
BUTLER, Ezra	PS	PS	PS	PS	PS	PS	PS	PS	PS	PS	PS	PS					Practice Squad
CADET, Travaris	PL	IA	IA	PL	IA	PL	PL	PL	PL	PL	PL	PL	PL	PL	PL	PL	13-0-0-3
CAMARILLO, Greg		PL	PL		PL			PL	PL	IA							5-0-0-1
CASILLAS, Jonathan	PL	PL	PL	IA	IA	ST	PL	PL	PL	PL	PL	PL	PL	PL	PL	PL	14-1-0-2
CHAMBERLAIN, Chris	IR	IR	IR	IR	IR	IR	IR	IR	IR	IR	IR	IR	IR	IR	IR	IR	Injured Reserve
COLLINS, Jed	PL	ST	ST	ST	ST	PL	PL	PL	PL	ST	PL	PL	ST	PL	IA	ST	15-7-0-1
COLSTON, Marques	ST	ST	PL	ST	ST	ST	ST	ST	ST	ST	ST	ST	PL	PL	ST	ST	16-13-0-0
DANIEL, Chase	PL	PL	PL	PL	PL	PL	PL	PL	PL	PL	PL	PL	PL	PL	PL	PL	16-0-0-0
DAVIS, A.J.									PS	PS	PS	PS	PS	PS	PS	PL	1-0-0-0
de la PUENTE, Brian	ST	ST	ST	ST	ST	ST	ST	ST	ST	ST	ST	ST	ST	ST	ST	ST	16-16-0-0
DRESCHER, Justin	PL	PL	PL	PL	PL	PL	PL	PL	PL	PL	PL	PL	PL	PL	PL	PL	16-0-0-0
ELLIS, Sedrick	ST	ST	ST	ST	ST	ST	ST	ST	ST	ST	ST	ST	ST	ST	ST	ST	16-16-0-0
EVANS, Jahri	ST	ST	ST	ST	ST	ST	ST	ST	ST	ST	ST	ST	ST	ST	ST	ST	16-16-0-0
GALETTE, Junior	PL	PL	PL	PL	PL	PL	ST	PL	IA	IA	IA	IA	PL	PL	PL	PL	12-1-0-0
GIVENS, Chris	IR	IR	IR	IR	IR	IR	IR	IR	IR	IR	IR	IR	IR	IR	IR	IR	Injured Reserve
GRAHAM, Daniel	PL	PL	PL	PL	PL	PL	IA										6-0-0-1
GRAHAM, Jimmy	ST	ST	ST	ST	ST	IA	ST	PL	PL	ST	ST	PL	PL	ST	PL	PL	15-9-0-1
GREER, Jabari	IA	PL	ST	ST	ST	ST	ST	ST	ST	ST	ST	ST	ST	ST	ST	IA	14-13-0-1
GRUBBS, Ben	ST	ST	ST	ST	ST	ST	ST	ST	ST	ST	ST	ST	ST	ST	ST	ST	16-16-0-0
GUNN, Harland	PS	PS	PS	PS	PS	PS	PS	PS	PS	PS							Practice Squad
HAKIM, Saalim													PS	PS	IA	IA	0-0-0-2
HARDRICK, Jermarcus											PS	PS	PS	PS	PS	PS	Practice Squad
HARPER, Roman	ST	ST	ST	ST	ST	ST	ST	ST	ST	ST	ST	ST	ST	ST	ST	ST	16-16-0-0
HARRIS,Bryce		IA	IA	IA	IA	IA	IA	IA	DNP	PL	ST	IR	IR	IR	IR	IR	2-1-1-7
HARTLEY, Garrett	PL	PL	PL	PL	PL	PL	PL	PL	PL	PL	PL	PL	PL	PL	PL	PL	16-0-0-0
HAWTHORNE, David	ST	ST	ST	IA	IA	IA	IA	IA	ST	ST	ST	ST	ST	PL	ST	ST	11-10-0-5
HENDERSON, Devery	ST	IA	ST	PL	ST	ST	ST	PL	ST	PL	ST	ST	ST	PL	PL	PL	15-9-0-1
HENRY, Ricky	PS	PS	PS	PS	PS	PS	PS	PS	PS	PS	PS	PS	PS	PL	IA	IA	1-0-0-2
HERRING, Will	PL	PL	PL	ST	PL	PL	PL	PL	PL	PL	PL	PL	PL	PL	PL	PL	16-1-0-0
HICKS, AKIEM	IA	PL	PL	PL	PL	PL	PL	PL	PL	PL	PL	PL	PL	PL	PL	IA	14-0-0-2
HIGGINS, Michael	PS	PS	PS	PS	PS	PS	PS	PS	PS	PS	PS	ST	IA	IA	PL	IA	2-1-0-3

DNP = Did Not Play
IA = Inactive
IR = Injured Reserve
PL = Played
PS = Practice Squad
NFI = Non Football Injury
PUP = Physically Unable to Perform
RE = Roster Exemption
ST = Started
SUSP = Suspension
3QB = 3rd Quarterback

2012 PARTICIPATION REPORT

Name	9/9 WAS	9/16 @Car	9/23 KC	9/30 @GB	10/7 SD	10/21 @TB	10/28 @Den	11/5 PHI	11/11 ATL	11/18 @Oak	11/25 SF	11/29 @Atl	12/9 @NYG	12/16 TB	12/23 @Dal	12/30 CAR	GP-GS-DNP-IA
HIXSON, Nick	PS	PS	PS	PS	PS	PS	PS	PS									Practice Squad
HUMBER, Ramon	SUSP	SUSP	SUSP	PL	PL	PL	PL	PL	PL	PL	PL	PL	PL	PL	PL	PL	13-0-0-0
INGRAM, Mark	PL	PL	PL	PL	PL	PL	PL	ST	PL	ST	PL	ST	ST	ST	PL	PL	16-5-0-0
IVORY, Chris	IA	IA	IA	IA	DNP	IA	DNP	PL	PL	PL	ST	PL	IA	IA	IA	ST	6-2-2-8
JENKINS, Malcolm	ST	ST	ST	ST	ST	ST	ST	ST	ST	ST	ST	ST	ST	IR	IR	IR	13-13-0-0
JOHNSON, Tom	PL	PL	PL	PL	PL	PL	PL	PL	PL	PL	PL	IA	PL	PL	PL	PL	15-0-0-1
JONES, Marcel	IR	IR	IR	IR	IR	IR	IR	IR	IR	IR	IR	IR	IR	IR	IR	IR	Injured Reserve
JORDAN, Cameron	ST	ST	ST	ST	ST	ST	ST	ST	ST	ST	ST	ST	ST	ST	ST	ST	16-16-0-0
LEE, Ryan												PS	PS	PS	PS	PS	Practice Squad
LOFTON, Curtis	ST	ST	ST	ST	ST	ST	ST	ST	ST	ST	ST	ST	ST	ST	ST	ST	16-16-0-0
MACK, Elbert			IA	IA		IA	PL	IA	IA	PL	IA	PL	PL	ST	PL	ST	7-2-0-6
McBRIDE, Turk	PL	IA	IA	IA	IA	IA	PL	IA	PL	PL	PL	PL	IA	IA	IA	PL	7-0-0-9
MOORE, Lance	ST	ST	ST	PL	IA	PL	ST	PL	ST	PL	PL	PL	PL	ST	PL	ST	15-7-0-1
MORGAN, Joseph	PL	PL	IA	PL	PL	PL	IA	ST	PL	ST	PL	PL	ST	ST	ST	PL	14-5-0-2
MORSTEAD, Thomas	PL	PL	PL	PL	PL	PL	PL	PL	PL	PL	PL	PL	PL	PL	PL	PL	16-0-0-0
MURPHY, Jerome	PL	PL															2-0-0-0
NELSON, Jerico	PS	PS	PS	PS	PS	PS	PS	PS	PS	PS	PS	PS	PS	PL	PL	PL	3-0-0-0
OLSEN, Eric	PL	PL	PL	PL	PL	PL	PL	PL	PL	PL	PL	ST	ST	PL	ST	ST	16-4-0-0
PATRICK, Johnny	ST	IA	PL	PL	PL	PL	PL	PL	PL	PL	PL	PL	PL	PL	PL	PL	15-1-0-1
ROBINSON, Patrick	ST	ST	ST	ST	ST	ST	ST	ST	ST	ST	ST	ST	ST	ST	ST	ST	16-16-0-0
ROBINSON, William											PL	PL	PL	ST	PL	PL	6-1-0-0
ROBY, Courtney	PL	PL	PL	PL	PL	PL	PL	IA	IA	PL	PL	IA	PL	PL	PL	PL	13-0-0-3
ROMEUS, Greg	IR	IR	IR	IR	IR	IR	IR	IR	IR	IR	IR	IR	IR	IR	IR	IR	Injured Reserve
RUUD, Barrett	RE	DNP	PL	PL	PL												3-0-1-0
SHANLE, Scott	PL	ST	ST	ST	ST	ST	IA	ST	IA	IA	IA	IA	IA	IA	IA	IA	7-6-0-9
SMITH, Will	ST	ST	ST	ST	ST	ST	ST	ST	ST	ST	ST	ST	ST	ST	ST	ST	16-16-0-0
SPROLES, Darren	ST	PL	PL	ST	ST	ST	ST	IA	IA	IA	PL	PL	PL	PL	ST	PL	13-6-0-3
STRIEF, Zach	ST	ST	ST	ST	ST	ST	ST	ST	IA	IA	IA	ST	ST	IA	ST	ST	12-12-0-4
TANNER, Andy	PS	PS	PS	PS	PS	PS	PS	PS	PS	PS	PS	PS	PS	PS	PS	PS	Practice Squad
THOMAS, David	PL	PL	PL	ST	PL	ST	PL	ST	ST	PL	ST	IA	PL	ST	PL	PL	15-6-0-1
THOMAS, Pierre	PL	ST	ST	PL	PL	ST	PL	PL	ST	PL	PL	PL	PL	PL	PL	IR	15-4-0-0
TILLER, Andrew	IR	IR	IR	IR	IR	IR	IR	IR	IR	IR	IR	IR	IR	IR	IR	IR	Injured Reserve
TOON, Nick	IR	IR	IR	IR	IR	IR	IR	IR	IR	IR	IR	IR	IR	IR	IR	IR	Injured Reserve
TUPOU, Fenuki	IR	IR	IR	IR	IR	IR	IR	IR	IR	IR	IR	IR	IR				Injured Reserve
VILMA, Jonathan	RE	PUP	PUP	PUP	PUP	PL	ST	ST	ST	ST	ST	ST	ST	ST	ST	ST	11-10-0-0
WALKER, Tyrunn	IA	IA	IA	IA	IA	IA	IA	IA	IA	IA	IA	DNP	IA	IA	IA	IA	0-0-1-15
WHITE, Corey	ST	ST	PL	PL	ST	PL	ST	PL	PL	IA	IA	PL	IA	IA	IR	IR	10-4-0-3
WILSON, Martez	PL	PL	PL	PL	PL	PL	PL	PL	PL	PL	PL	PL	PL	PL	PL	PL	16-0-0-0
WINEWISSER, Scott	IR	IR	IR	IR	IR	IR	IR	IR	IR	IR	IR						Injured Reserve

DNP = Did Not Play
IA = Inactive
IR = Injured Reserve
PL = Played
PS = Practice Squad
NFI = Non Football Injury

PUP = Physically Unable to Perform
RE = Roster Exemption
ST = Started
SUSP = Suspension
3QB = 3rd Quarterback

2012 TEAM SUPERLATIVES

SAINTS

CATEGORY	HIGH		LOW	
POINTS	41	12/15 vs. TB	13	11/29 @ ATL
TOTAL FIRST DOWNS	33	12/23 @ DAL	14	2 times, last 10/28 @ DEN
RUSHING FIRST DOWNS	8	9/16 @ CAR	1	2 times, last 10/7 vs. SD
PASSING FIRST DOWNS	25	12/23 @ DAL	12	3 times, last 11/25 vs. SF
PENALTY FIRST DOWNS	5	9/9 vs. WAS	0	4 times, last 11/18 @ OAK
3RD DOWN CONVERSIONS	60%	10/21 @ TB	8%	10/28 @ DEN
4TH DOWN CONVERSIONS	100%	3 times, last 12/30 vs. CAR	0%	3 times, last 12/9 @ NYG
TOTAL NET YARDS	562	12/23 @ DAL	252	10/28 @ DEN
TOTAL PLAYS	91	12/23 @ DAL	54	11/5 vs. PHI
NET RUSHING YARDS	163	9/16 vs. CAR	32	9/9 vs. WAS
RUSHING ATTEMPTS	38	12/23 @ DAL	10	9/9 vs. WAS
NET PASSING YARDS	446	12/23 @ DAL	201	10/28 @ DEN
PASS ATTEMPTS	54	9/30 @ GB	27	11/5 vs. PHI
PASS COMPLETIONS	37	12/23 @ DAL	20	9/23 vs. KC
INTERCEPTIONS	5	11/29 @ ATL	0	4 times, last 12/23 @ DAL
TIMES SACKED	5	11/25 vs. SF	0	3 times, last 12/23 @ DAL
PUNTS	8	10/28 @ DEN	3	3 times, last 11/5 vs. PHI
PENALTIES	12	9/9 vs. WAS	2	9/16 @ CAR
PENALTY YARDS	109	11/18 @ OAK	15	10/28 @ DEN
FUMBLES	3	11/5 vs. PHI	0	6 times, last 12/30 vs. CAR
FUMBLES LOST	2	2 times, last 12/9 @ NYG	0	9 times, last 12/30 vs. CAR
TOUCHDOWNS	5	4 times, last 12/30 vs. CAR	2	10/28 @ DEN
RUSHING	2	9/16 @ CAR	0	7 times, last 12/30 vs. CAR
PASSING	4	4 times, last 12/30 vs. CAR	0	11/29 @ ATL
RETURNS	1	5 times, last 12/30 vs. CAR	0	10 times, last 12/23 @ DAL
TIME OF POSSESSION	41:59	12/23 @ DAL	20:50	9/9 vs. WAS

OPPONENTS

CATEGORY	HIGH		LOW	
POINTS	52	12/9 @ NYG	0	12/16 vs. TB
TOTAL FIRST DOWNS	30	9/30 @ GB	15	11/29 @ ATL
RUSHING FIRST DOWNS	12	2 times, last 12/30 vs. CAR	2	12/23 @ DAL
PASSING FIRST DOWNS	21	9/30 @ GB	7	11/29 @ ATL
PENALTY FIRST DOWNS	4	9/30 @ GB	0	3 times, last 12/23 @ DAL
3RD DOWN CONVERSIONS	63%	12/30 vs. CAR	9%	11/29 @ ATL
4TH DOWN CONVERSIONS	100%	4 times, last 12/23 @ DAL	0%	2 times, last 11/11 vs. ATL
TOTAL NET YARDS	530	2 times, last 12/30 vs. CAR	283	11/29 @ ATL
TOTAL PLAYS	92	9/23 vs. KC	56	2 times, last 12/23 @ DAL
NET RUSHING YARDS	273	2 times, last 12/30 vs. CAR	40	12/23 @ DAL
RUSHING ATTEMPTS	45	9/23 vs. KC	11	12/23 @ DAL
NET PASSING YARDS	415	10/21 @ TB	159	11/29 @ ATL
PASS ATTEMPTS	54	12/16 vs. TB	20	9/16 @ CAR
PASS COMPLETIONS	34	11/11 vs. ATL	14	9/16 @ CAR
INTERCEPTIONS	4	12/16 vs. TB	0	5 times, last 12/23 @ DAL
TIMES SACKED	7	11/5 vs. PHI	0	4 times, last 12/9 @ NYG
PUNTS	6	2 times, last 12/23 @ DAL	2	2 times, last 12/30 vs. CAR
PENALTIES	12	9/9 vs. WAS	4	3 times, last 12/30 vs. CAR
PENALTY YARDS	127	9/9 vs. WAS	25	11/29 @ ATL
FUMBLES	3	9/9 vs. WAS	0	4 times, last 12/9 @ NYG
FUMBLES LOST	2	9/23 vs. KC	0	3 times, last 12/9 @. NYG
TOUCHDOWNS	7	12/9 @ NYG	0	12/16 vs. TB
RUSHING	5	12/30 vs. CAR	0	5 times, last 12/16 vs. TB
PASSING	4	3 times, last 12/23 @ DAL	0	3 times, last 12/30 vs.CAR
RETURNS	2	11/25 vs. SF	0	12 times, last 12/30 vs. CAR
TIME OF POSSESSION	42:32	9/23 vs. KC	22:28	12/23 @ DAL

2012 INDIVIDUAL SUPERLATIVES

SAINTS			
PASS ATTEMPTS	54	Drew Brees	9/30 @ GB
PASS COMPLETIONS	37	Drew Brees	12/23 @ DAL
GROSS PASSING YARDS	446	Drew Brees	9/30, 12/23
COMPLETION PERCENTAGE	77.8%	Drew Brees	11/5 vs. PHI
TOUCHDOWN PASSES	4	Drew Brees	4x, last 12/30
PASSES HAD INTERCEPTED	5	Drew Brees	11/29 @ ATL
RUSHING ATTEMPTS	21	Mark Ingram	12/23 @ DAL
YARDS RUSHING	110	Pierre Thomas	9/16 @ CAR
RUSHING TOUCHDOWNS	1	5 players, last Mark Ingram	12/23 @ DAL
LONGEST RUN FROM SCRIMMAGE	56t	Chris Ivory	11/11 vs. ATL
RECEPTIONS	13	Darren Sproles	9/16 @ CAR
RECEIVING YARDS	153	Marques Colston	9/30, 12/23
RECEIVING TOUCHDOWNS	3	Marques Colston	10/7 vs. SD
LONGEST PASS RECEPTION	80t	Joseph Morgan	9/30 @ GB
TOTAL YARDS FROM SCRIMMAGE	153	Marques Colston	9/30, 12/23
FIELD GOALS	2	6 times, Garrett Hartley	last 12/23
LONGEST FIELD GOAL ATTEMPT	53	Garrett Hartley	9/16, 12/30
LONGEST FIELD GOAL MADE	53	Garrett Hartley	9/16, 12/30
PUNTS	8	Thomas Morstead	10/28 @ DEN
LONGEST PUNT	70	Thomas Morstead	9/23 vs. KC
LONGEST PUNT RETURN	37	Darren Sproles	12/16 vs. TB
LONGEST KICKOFF RETURN	75	Travaris Cadet	11/18 @ OAK
TACKLES	14	Curtis Lofton	9/23 vs. KC
SACKS	3	Cameron Jordan	11/5 vs. PHI
INTERCEPTIONS	2	Jabari Greer	12/16 vs. TB
LONGEST INTERCEPTION RETURN	99t	Patrick Robinson	11/5 vs. PHI
LONGEST FUMBLE RETURN	1	Rafael Bush	11/29 @ ATL

OPPONENTS			
PASS ATTEMPTS	52	Matt Ryan	11/11 vs. ATL
PASS COMPLETIONS	34	Matt Ryan	11/11 vs. ATL
GROSS PASSING YARDS	420	Josh Freeman	10/21 @ TB
COMPLETION PERCENTAGE	75.6%	Aaron Rodgers	9/30 @ GB
TOUCHDOWN PASSES	4	3 players, last Tony Romo	12/23 @ DAL
PASSES HAD INTERCEPTED	4	Josh Freeman	12/16 vs. TB
RUSHING ATTEMPTS	33	Jamaal Charles	9/23 vs. KC
YARDS RUSHING	233	Jamaal Charles	9/23 vs. KC
RUSHING TOUCHDOWNS	3	Mike Tolbert	12/30 vs. CAR
LONGEST RUN FROM SCRIMMAGE	91t	Jamaal Charles	9/23 vs. KC
RECEPTIONS	11	Tony Gonzalez	11/11 vs. ATL
RECEIVING YARDS	224	Dez Bryant	12/23 @ DAL
RECEIVING TOUCHDOWNS	2	5 players, last Dez Bryant	12/23 @ DAL
LONGEST PASS RECEPTION	95	Vincent Jackson	10/21 @ TB
TOTAL YARDS FROM SCRIMMAGE	261	Jamaal Charles	9/23 vs. KC
FIELD GOALS	6	Ryan Succop	9/23 vs. KC
LONGEST FIELD GOAL ATTEMPT	55	Nick Novak, Matt Bryant	10/7, 11/29
LONGEST FIELD GOAL MADE	55	Matt Bryant	11/29 @ ATL
PUNTS	6	Matt Bosher, Brian Moorman	11/29, 12/23
LONGEST PUNT	63	Brian Moorman	12/23 @ DAL
LONGEST PUNT RETURN	69	Armanti Edwards	12/30 vs. CAR
LONGEST KICKOFF RETURN	97t	David Wilson	12/9 @ NYG
TACKLES	14	Morgan Burnett	9/30 @ GB
SACKS	3	Justin Houston	9/23 vs. KC
INTERCEPTIONS	2	William Moore, Stevie Brown	11/29, 12/9
LONGEST INTERCEPTION RETURN	70	Stevie Brown	12/9 @ NYG
LONGEST FUMBLE RETURN	16	Linval Joseph	12/9 @ NYG

2012 INDIVIDUAL STATISTICS

Passing

#9 QB Drew Brees

				PASSING							RUSHING				
Date	Opp.	GP	ST	ATT	CMP	YDS	TD	INT	LG	RATING	ATT	YDS	AVG	LG	TD
9/9	WAS	X	X	52	24	339	3	2	33t	70.9	0	0	0.0	0	0
9/16	@CAR	X	X	49	31	325	1	2	29	72.2	2	0	0.0	1t	1
9/23	KC	X	X	36	20	240	3	1	36	92.4	1	-1	-1.0	-1	0
9/30	@GB	X	X	54	35	446	3	0	80t	109.0	0	0	0.0	0	0
10/7	SD	X	X	45	29	370	4	1	41	110.4	2	-2	-1.0	-1	0
10/21	@TB	X	X	37	27	377	4	1	48t	130.1	1	1	1.0	1	0
10/28	@DEN	X	X	42	22	213	2	1	29t	72.8	2	2	1.0	3	0
11/5	PHI	X	X	27	21	239	2	0	38	128.2	1	-1	-1.0	-1	0
11/11	ATL	X	X	32	21	298	3	1	46	113.8	1	-1	-1.0	-1	0
11/18	@OAK	X	X	27	20	219	3	0	38t	134.6	0	0	0.0	0	0
11/25	SF	X	X	41	26	267	3	2	43	86.1	2	-2	-1.0	-1	0
11/29	@ATL	X	X	50	28	341	0	5	38	37.6	0	0	0.0	0	0
12/9	@NYG	X	X	43	26	354	1	2	62	75.1	1	-1	-1.0	-1	0
12/16	TB	X	X	39	26	307	4	0	34	124.6	1	11	11.0	11	0
12/23	@DAL	X	X	53	37	446	3	0	60	114.2	1	-1	-1.0	-1	0
12/30	CAR	X	X	43	29	396	4	1	51	118.0	0	0	0.0	0	0
2012 Season		**16**	**16**	**670**	**422**	**5,177**	**43**	**19**	**80t**	**96.3**	**15**	**5**	**0.3**	**11**	**1**

#10 QB Chase Daniel

				PASSING							RUSHING				
Date	Opp.	GP	ST	ATT	CMP	YDS	TD	INT	LG	RATING	ATT	YDS	AVG	LG	TD
9/9	WAS	X		0	0	0	0	0	--	--	0	0	0.0	--	0
9/16	@CAR	X		0	0	0	0	0	--	--	0	0	0.0	--	0
9/23	KC	X		0	0	0	0	0	--	--	0	0	0.0	--	0
9/30	@GB	X		0	0	0	0	0	--	--	0	0	0.0	--	0
10/7	SD	X		0	0	0	0	0	--	--	0	0	0.0	--	0
10/21	@TB	X		0	0	0	0	0	--	--	0	0	0.0	--	0
10/28	@DEN	X		0	0	0	0	0	--	--	0	0	0.0	--	0
11/5	PHI	X		0	0	0	0	0	--	--	0	0	0.0	--	0
11/11	ATL	X		0	0	0	0	0	--	--	0	0	0.0	--	0
11/18	@OAK	X		1	1	10	0	0	10	108.3	3	17	5.7	19	0
11/25	SF	X		0	0	0	0	0	--	--	0	0	0.0	--	0
12/29	@ATL	X		0	0	0	0	0	--	--	0	0	0.0	--	0
12/9	@NYG	X		0	0	0	0	0	--	--	0	0	0.0	--	0
12/16	TB	X		0	0	0	0	0	--	--	0	0	0.0	--	0
12/23	DAL	X		0	0	0	0	0	--	--	0	0	0.0	--	0
12/30	CAR	X		0	0	0	0	0	--	--	0	0	0.0	--	0
2012 Season		**16**	**0**	**1**	**1**	**10**	**0**	**10**	**10**	**108.3**	**3**	**17**	**5.7**	**19**	**0**

Rushing

#39 RB Travaris Cadet

Date	Opp.	GP	ST	ATT	YDS	AVG	LG	TD
9/9	WAS	X		0	0	0.0	0	0
9/16	@CAR				Inactive			
9/23	KC				Inactive			
9/30	@GB	X		0	0	0.0	0	0
10/7	SD				Inactive			
10/21	@TB	X		0	0	0.0	0	0
10/28	@DEN	X		0	0	0.0	0	0
11/5	PHI	X		1	5	5.0	5	0
11/11	ATL	X		0	0	0.0	0	0
11/18	@OAK	X		0	0	0.0	0	0
11/25	SF	X		0	0	0.0	0	0
11/29	@ATL	X		0	0	0.0	0	0
12/9	@NYG	X		0	0	0.0	0	0
12/16	TB	X		0	0	0.0	0	0
12/23	@DAL	X		0	0	0.0	0	0
12/30	CAR	X		0	0	0.0	0	0
2012 Season		**13**	**0**	**1**	**5**	**5.0**	**5**	**0**

#19 WR Devery Henderson

GP	ST	ATT	YDS	AVG	LG	TD
X	X	0	0	0.0	0	0
			Inactive			
X	X	0	0	0.0	0	0
X		0	0	0.0	0	0
X	X	0	0	0.0	0	0
X	X	0	0	0.0	0	0
X	X	0	0	0.0	0	0
X		0	0	0.0	0	0
X	X	0	0	0.0	0	0
X		0	0	0.0	0	0
X	X	0	0	0.0	0	0
X	X	0	0	0.0	0	0
X	X	0	0	0.0	0	0
X		1	13.0	13.0	13	0
X		0	0	0.0	0	0
X		0	0	0.0	0	0
15	**9**	**1**	**13**	**13.0**	**13**	**0**

Rushing

#28 RB Mark Ingram

Date	Opp.	GP	ST	ATT	YDS	AVG	LG	TD
9/9	WAS	X		6	15	2.5	6	0
9/16	@CAR	X		16	53	3.3	12	1
9/23	KC	X		5	11	2.2	4	0
9/30	@GB	X		5	11	2.2	3	0
10/7	SD	X		5	16	3.2	6	0
10/21	@TB	X		7	21	3.0	10	0
10/28	@DEN	X		3	7	2.3	4	0
11/5	PHI	X	X	7	44	6.3	23	0
11/11	ATL	X		16	67	4.2	8	0
11/18	@OAK	X	X	12	67	5.6	27t	1
11/25	SF	X		10	27	2.7	7	0
11/29	@ATL	X	X	6	13	2.2	5	1
12/9	@NYG	X	X	13	68	5.2	19	0
12/16	TB	X	X	14	90	6.4	31	1
12/23	@DAL	X		21	53	2.5	9	1
12/30	CAR	X		10	39	3.9	17	0
2012 Season		**16**	**5**	**156**	**602**	**3.9**	**31**	**5**

#29 RB Chris Ivory

GP	ST	ATT	YDS	AVG	LG	TD
			Inactive			
			Inactive			
			Inactive			
			Inactive			
			Did Not Play			
			Inactive			
			Did Not Play			
X		10	48	4.8	22t	1
X		7	72	10.3	56t	1
X		8	37	4.6	25	0
X	X	8	34	4.3	7	0
X		3	4	1.3	6	0
			Inactive			
			Inactive			
			Inactive			
X	X	4	22	5.5	11	0
6	**2**	**40**	**217**	**5.4**	**56t**	**2**

#13 WR Joseph Morgan

Date	Opp.	GP	ST	ATT	YDS	AVG	LG	TD
9/9	WAS	X		0	0	0.0	0	0
9/16	@CAR	X		0	0	0.0	0	0
9/23	KC				Inactive			
9/30	@GB	X		0	0	0.0	0	0
10/7	SD	X		0	0	0.0	0	0
10/21	@TB	X		0	0	0.0	0	0
10/28	@DEN				Inactive			
11/5	PHI	X	X	0	0	0.0	0	0
11/11	ATL	X		0	0	0.0	0	0
11/18	@OAK	X	X	0	0	0.0	0	0
11/25	SF	X		0	0	0.0	0	0
11/29	@ATL	X		0	0	0.0	0	0
12/9	@NYG	X	X	0	0	0.0	0	0
12/16	TB	X	X	0	0	0.0	0	0
12/23	@DAL	X	X	0	0	0.0	0	0
12/30	CAR	X		1	1	1.0	1	0
2012 Season		**14**	**5**	**1**	**1**	**1.0**	**1**	**0**

#43 RB Darren Sproles

GP	ST	ATT	YDS	AVG	LG	TD
X	X	0	0	0.0	0	0
X		0	0	0.0	0	0
X		7	62	8.9	47	0
X	X	5	20	4.0	9	0
X	X	5	9	1.8	5	0
X	X	5	27	5.4	12	0
X	X	4	-1	-0.3	5	0
			Inactive			
			Inactive			
			Inactive			
X		0	0	0.0	0	0
X		0	0	0.0	0	0
X		5	56	11.2	34	1
X		5	22	4.4	15	0
X	X	9	48	5.3	17	0
X		3	1	0.3	5	0
13	**6**	**48**	**244**	**5.1**	**47**	**1**

#23 RB Pierre Thomas

Date	Opp.	GP	ST	ATT	YDS	AVG	LG	TD
9/9	WAS	X		4	17	4.3	9	0
9/16	@CAR	X	X	9	110	12.2	48	0
9/23	KC	X	X	6	11	1.8	5	0
9/30	@GB	X		9	14	1.6	6	0
10/7	SD	X		9	30	3.3	8	0
10/21	@TB	X	X	13	32	2.5	6	1
10/28	@DEN	X		8	43	5.4	8	0
11/5	PHI	X		6	44	7.3	19	0
11/11	ATL	X	X	5	10	2.0	4	0
11/18	@OAK	X		5	30	6.0	14	0
11/25	SF	X		1	0	0.0	0	0
11/29	@ATL	X		14	84	6.0	13	0
12/9	@NYG	X		5	19	3.8	6	0
12/16	TB	X		4	13	3.3	7	0
12/23	@DAL	X		7	16	2.3	7	0
12/30	CAR				Injured Reserve			
2012 Season		**15**	**4**	**105**	**473**	**4.5**	**48**	**1**

2012 INDIVIDUAL STATISTICS

Receiving

#39 RB Travaris Cadet

Date	Opp.	GP	ST	REC	YDS	AVG	LG	TD
9/9	WAS	X		0	0	0.0	0	0
9/16	@CAR			Inactive				
9/23	KC			Inactive				
9/30	@GB	X		0	0	0.0	0	0
10/7	SD			Inactive				
10/21	@TB	X		0	0	0.0	0	0
10/28	@DEN	X		0	0	0.0	0	0
11/5	PHI	X		0	0	0.0	0	0
11/11	ATL	X		2	16	8.0	10	0
11/18	@OAK	X		2	25	12.5	17	0
11/25	SF	X		0	0	0.0	0	0
11/29	@ATL	X		0	0	0.0	0	0
12/9	@NYG	X		0	0	0.0	0	0
12/16	TB	X		1	3	3.0	3	0
12/23	@DAL	X		0	0	0.0	0	0
12/30	CAR	X		0	0	0.0	0	0
2012 Season		13	0	5	44	8.8	17	0

#17 WR Greg Camarillo

Date	Opp.	GP	ST	REC	YDS	AVG	LG	TD
9/9	WAS							
9/16	@CAR	X		0	0	0.0	0	0
9/23	KC	X		0	0	0.0	0	0
9/30	@GB			Waived				
10/7	SD	X		4	44	11.0	13	0
10/21	@TB			Waived				
10/28	@DEN							
11/5	PHI	X		0	0	0.0	0	0
11/11	ATL	X		0	0	0.0	0	0
11/18	@OAK			Inactive				
11/25	SF							
11/29	@ATL							
12/9	@NYG							
12/16	TB							
12/23	@DAL							
12/30	CAR							
2012 Season		5	0	4	44	11.0	13	0

#45 FB Jed Collins

Date	Opp.	GP	ST	REC	YDS	AVG	LG	TD
9/9	WAS	X		0	0	0.0	0	0
9/16	@CAR	X	X	0	0	0.0	0	0
9/23	KC	X	X	1	6	6.0	6t	1
9/30	@GB	X	X	1	12	12.0	12	0
10/7	SD	X	X	0	0	0.0	0	0
10/21	@TB	X		1	1	1.0	1	0
10/28	@DEN	X		0	0	0.0	0	0
11/5	PHI	X		1	1	1.0	1	0
11/11	ATL	X		0	0	0.0	0	0
11/18	@OAK	X	X	2	21	10.5	11	0
11/25	SF	X		2	9	4.5	7	1
11/29	@ATL	X		2	2	1.0	2	0
12/9	@NYG	X	X	2	9	4.5	7	0
12/16	TB	X		1	4	4.0	4	0
12/23	@DAL			Inactive				
12/30	CAR	X	X	1	5	5.0	5	0
2012 Season		15	7	14	70	5.0	12	2

#12 WR Marques Colston

Date	Opp.	GP	ST	REC	YDS	AVG	LG	TD
9/9	WAS	X	X	4	71	17.8	25	0
9/16	@CAR	X	X	3	49	16.3	29	0
9/23	KC	X		3	40	13.3	19	0
9/30	@GB	X	X	9	153	17.0	27	1
10/7	SD	X	X	9	131	14.6	40	3
10/21	@TB	X	X	7	73	10.4	17t	1
10/28	@DEN	X	X	5	63	12.6	16	0
11/5	PHI	X	X	4	46	11.5	21	1
11/11	ATL	X	X	3	26	8.7	12	1
11/18	@OAK	X	X	4	69	17.3	24	0
11/25	SF	X	X	4	36	9.0	13	1
11/29	@ATL	X	X	6	71	11.8	21	0
12/9	@NYG	X		4	61	15.3	30	0
12/16	TB	X		3	60	20.0	26	0
12/23	@DAL	X	X	10	153	15.3	60	0
12/30	CAR	X	X	5	52	10.4	18	2
2012 Season		16	13	83	1,154	13.9	60	10

#80 TE Jimmy Graham

Date	Opp.	GP	ST	REC	YDS	AVG	LG	TD
9/9	WAS	X	X	6	85	14.2	23	1
9/16	@CAR	X	X	7	71	10.1	17	1
9/23	KC	X	X	4	16	4.0	7	1
9/30	@GB	X	X	7	76	10.9	24	0
10/7	SD	X	X	1	4	4.0	4	0
10/21	@TB			Inactive				
10/28	@DEN	X	X	5	63	12.6	20	1
11/5	PHI	X		8	72	9.0	17	1
11/11	ATL	X		7	146	20.9	46	2
11/18	@OAK	X	X	6	29	4.8	10	1
11/25	SF	X	X	4	33	8.3	12	0
11/29	@ATL	X		4	59	14.8	25	0
12/9	@NYG	X		5	56	11.2	27	0
12/16	TB	X	X	5	69	13.8	24	0
12/23	@DAL	X		7	88	12.6	26	0
12/30	CAR	X		9	115	12.8	27	1
2012 Season		15	9	85	982	11.6	46	9

#19 WR Devery Henderson

Date	Opp.	GP	ST	REC	YDS	AVG	LG	TD
9/9	WAS	X	X	1	11	11.0	11	0
9/16	@CAR			Inactive				
9/23	KC							
9/30	@GB	X		1	10	10.0	10	0
10/7	SD	X	X	8	123	15.4	41	1
10/21	@TB	X	X	3	75	25.0	40	0
10/28	@DEN	X	X	0	0	0.0	0	0
11/5	PHI	X		1	8	8.0	8	0
11/11	ATL	X	X	0	0	0.0	0	0
11/18	@OAK	X		1	3	3.0	3	0
11/25	SF	X	X	1	6	6.0	6	0
11/29	@ATL	X	X	0	0	0.0	0	0
12/9	@NYG	X	X	1	11	11.0	11	0
12/16	TB	X		0	0	0.0	0	0
12/23	@DAL	X		0	0	0.0	0	0
12/30	CAR	X		1	16	16.0	16	0
2012 Season		15	9	22	316	14.4	41	1

#81 TE Michael Higgins

Date	Opp.	GP	ST	REC	YDS	AVG	LG	TD
9/9	WAS							
9/16	@CAR							
9/23	KC							
9/30	@GB							
10/7	SD							
10/21	@TB							
10/28	@DEN							
11/5	PHI							
11/11	ATL							
11/18	@OAK							
11/25	SF							
11/29	@ATL	X	X	1	-3	-3.0	-3	0
12/9	@NYG			Inactive				
12/16	TB			Inactive				
12/23	@DAL	X		0	0	0.0	0	0
12/30	CAR			Inactive				
2012 Season		2	1	1	-3	-3.0	-3	0

#28 RB Mark Ingram

Date	Opp.	GP	ST	REC	YDS	AVG	LG	TD
9/9	WAS	X		0	0	0.0	0	0
9/16	@CAR	X		0	0	0.0	0	0
9/23	KC	X		0	0	0.0	0	0
9/30	@GB	X		1	-1	-1.0	-1	0
10/7	SD	X		0	0	0.0	0	0
10/21	@TB	X		0	0	0.0	0	0
10/28	@DEN	X		0	0	0.0	0	0
11/5	PHI	X	X	2	23	11.5	16	0
11/11	ATL	X		0	0	0.0	0	0
11/18	@OAK	X	X	1	1	1.0	1	0
11/25	SF	X		0	0	0.0	0	0
11/29	@ATL	X	X	1	-1	-1.0	-1	0
12/9	@NYG	X	X	0	0	0.0	0	0
12/16	TB	X	X	0	0	0.0	0	0
12/23	@DAL	X		1	7	7.0	7	0
12/30	CAR	X		0	0	0.0	0	0
2012 Season		16	5	6	29	4.8	16	0

#29 RB Chris Ivory

Date	Opp.	GP	ST	REC	YDS	AVG	LG	TD
9/9	WAS			Inactive				
9/16	@CAR			Inactive				
9/23	KC			Inactive				
9/30	@GB			Inactive				
10/7	SD			Did Not Play				
10/21	@TB			Inactive				
10/28	@DEN			Did Not Play				
11/5	PHI	X		1	2	2.0	2	0
11/11	ATL	X		1	13	13.0	13	0
11/18	@OAK	X		0	0	0.0	0	0
11/25	SF	X	X	0	0	0.0	0	0
11/29	@ATL	X		0	0	0.0	0	0
12/9	@NYG			Inactive				
12/16	TB			Inactive				
12/23	@DAL			Inactive				
12/30	CAR	X	X	0	0	0.0	0	0
2012 Season		6	2	2	15	7.5	13	0

2012 INDIVIDUAL STATISTICS

Receiving

		#16 WR Lance Moore							#13 WR Joseph Morgan							#15 WR Courtney Roby						
Date	Opp.	GP	ST	REC	YDS	AVG	LG	TD	GP	ST	REC	YDS	AVG	LG	TD	GP	ST	REC	YDS	AVG	LG	TD
9/9	WAS	X	X	6	120	20.0	33t	1	X		0	0	0.0	0	0	X		0	0	0.0	0	0
9/16	@CAR	X	X	2	30	15.0	17	0	X		1	5	5.0	5	0	X		1	9	9.0	9	0
9/23	KC	X	X	4	70	17.5	34	1				Inactive				X		0	0	0.0	0	0
9/30	@GB	X		7	67	9.6	19	0	X		1	80	80.0	80t	1	X		0	0	0.0	0	0
10/7	SD				Inactive				X		0	0	0.0	0	0	X		0	0	0.0	0	0
10/21	@TB	X		9	121	13.4	35	0	X		1	48	48.0	48t	1	X		0	0	0.0	0	0
10/28	@DEN	X	X	3	25	8.3	12	0				Inactive				X		0	0	0.0	0	0
11/5	PHI	X		2	61	30.5	38	0	X	X	0	0	0.0	0	0				Inactive			
11/11	ATL	X	X	7	91	13.0	29	0	X		0	0	0.0	0	0				Inactive			
11/18	@OAK	X		2	53	26.5	38t	2	X	X	0	0	0.0	0	0	X	X	0	0	0.0	0	0
11/25	SF	X		3	61	20.3	43	0	X		1	33	33.0	33	0	X	X	0	0	0.0	0	0
11/29	@ATL	X		7	123	17.6	32	0	X		1	38	38.0	38	0				Inactive			
12/9	@NYG	X		1	26	26.0	26	0	X	X	2	106	53.0	62	0	X		0	0	0.0	0	0
12/16	TB	X	X	4	42	10.5	16	1	X	X	2	61	30.5	34	1	X		0	0	0.0	0	0
12/23	@DAL	X		4	30	7.5	11	1	X	X	0	0	0.0	0	0	X		0	0	0.0	0	0
12/30	CAR	X	X	4	121	30.3	51	0	X		1	8	8.0	8	0	X		0	0	0.0	0	0
2012 Season		**15**	**7**	**65**	**1,041**	**16.0**	**51**	**6**	**14**	**5**	**10**	**379**	**37.9**	**80t**	**3**	**13**	**0**	**1**	**9**	**9.0**	**0**	**0**

		#43 RB Darren Sproles							#85 TE David Thomas							#23 RB Pierre Thomas						
Date	Opp.	GP	ST	REC	YDS	AVG	LG	TD	GP	ST	REC	YDS	AVG	LG	TD	GP	ST	REC	YDS	AVG	LG	TD
9/9	WAS	X	X	5	35	7.0	17	1	X		1	5	5.0	5	0	X		1	12	12.0	12	0
9/16	@CAR	X		13	128	9.8	25	0	X		0	0	0.0	0	0	X	X	4	33	8.3	12	0
9/23	KC	X		0	0	0.0	0	0	X		0	0	0.0	0	0	X	X	4	55	13.8	27	0
9/30	@GB	X	X	5	44	8.8	20	1	X	X	1	6	6.0	6	0	X		2	-1	-0.5	3	0
10/7	SD	X	X	5	28	5.6	14	0	X		0	0	0.0	0	0	X		2	40	20.0	36	0
10/21	@TB	X	X	4	32	8.0	9t	1	X	X	2	27	13.5	20t	1	X	X	0	0	0.0	0	0
10/28	@DEN	X	X	7	56	8.0	29t	1	X		0	0	0.0	0	0	X		2	6	3.0	5	0
11/5	PHI				Inactive				X	X	0	0	0.0	0	0	X		2	26	13.0	22	0
11/11	ATL				Inactive				X	X	0	0	0.0	0	0	X	X	1	6	6.0	6	0
11/18	@OAK				Inactive				X		0	0	0.0	0	0	X		3	28	9.3	19	0
11/25	SF	X		7	65	9.3	35	0	X	X	4	24	6.0	9	1	X		0	0	0.0	0	0
11/29	@ATL	X		5	47	9.4	14	0				Inactive				X		1	5	5.0	5	0
12/9	@NYG	X		4	28	7.0	10	1	X		0	0	0.0	0	0	X		7	57	8.1	12	0
12/16	TB	X		5	21	4.2	7	1	X	X	2	21	10.5	12	1	X		3	26	8.7	20	0
12/23	@DAL	X	X	9	104	11.6	44	0	X	X	1	3	3.0	3t	1	X		7	61	8.7	16	1
12/30	CAR	X		8	79	9.9	33	1	X		0	0	0.0	0	0				Injured Reserve			
2012 Season		**13**	**6**	**75**	**667**	**8.9**	**44**	**7**	**15**	**7**	**11**	**86**	**7.8**	**20t**	**4**	**15**	**4**	**39**	**354**	**9.1**	**36**	**1**

Kickoff Returns

		#39 RB Travaris Cadet					#43 RB Darren Sproles					#23 RB Pierre Thomas				
Date	Opp.	NO	YDS	AVG	LG	TD	NO	YDS	AVG	LG	TD	NO	YDS	AVG	LG	TD
9/9	WAS	0	0	0.0	0	0	3	103	34.3	48	0	0	0	0.0	0	0
9/16	@CAR			Inactive			2	52	26.0	38	0	0	0	0.0	0	0
9/23	KC			Inactive			4	107	26.8	38	0	0	0	0.0	0	0
9/30	@GB	0	0	0.0	0	0	3	91	30.3	35	0	0	0	0.0	0	0
10/7	SD			Inactive			2	49	24.5	25	0	0	0	0.0	0	0
10/21	@TB	0	0	0.0	0	0	0	0	0.0	0	0	0	0	0.0	0	0
10/28	@DEN	0	0	0.0	0	0	0	0	0.0	0	0	0	0	0.0	0	0
11/5	PHI	3	80	26.7	30	0			Inactive			1	38	38.0	38	0
11/11	ATL	2	45	22.5	25	0			Inactive			0	0	0.0	0	0
11/18	@OAK	3	123	41.0	75	0			Inactive			0	0	0.0	0	0
11/25	SF	5	148	29.6	36	0	0	0	0.0	0	0	0	0	0.0	0	0
11/29	@ATL	4	94	23.5	27	0	0	0	0.0	0	0	0	0	0.0	0	0
12/9	@NYG	6	123	20.5	26	0	0	0	0.0	0	0	2	26	13.0	14	0
12/16	TB	1	30	30.0	30	0	0	0	0.0	0	0	0	0	0.0	0	0
12/23	@DAL	1	18	18.0	18	0	1	15	15.0	15	0	2	27	13.5	16	0
12/30	CAR	1	29	29.0	29	0	3	66	22.0	27	0		Injured Reserve			
2012 Season		**26**	**690**	**26.5**	**75**	**0**	**18**	**483**	**26.8**	**48**	**0**	**5**	**91**	**18.2**	**38**	**0**

2012 INDIVIDUAL STATISTICS

Punt Returns

		#39 RB Travaris Cadet					#16 WR Lance Moore					#43 RB Darren Sproles				
Date	Opp.	NO	YDS	AVG	LG	TD	NO	YDS	AVG	LG	TD	NO	YDS	AVG	LG	TD
9/9	WAS	0	0	0.0	0	0	0	0	0.0	0	0	2	14	7.0	9	0
9/16	@CAR			Inactive			0	0	0.0	0	0	2	30	15.0	16	0
9/23	KC			Inactive			0	0	0.0	0	0	1	2	2.0	2	0
9/30	@GB	0	0	0.0	0	0	0	0	0.0	0	0	1	4	4.0	4	0
10/7	SD			Inactive					Inactive			2	2	1.0	2	0
10/21	@TB	0	0	0.0	0	0	0	0	0.0	0	0	1	15	15.0	15	0
10/28	@DEN	0	0	0.0	0	0	0	0	0.0	0	0	1	-1	-1.0	-1	0
11/5	PHI	0	0	0.0	0	0	1	5	5.0	0	0			Inactive		
11/11	ATL	1	2	2.0	2	0	0	0	0.0	0	0			Inactive		
11/18	@OAK	0	0	0.0	0	0	0	0	0.0	0	0			Inactive		
11/25	SF	0	0	0.0	0	0	0	0	0.0	0	0	1	3	3.0	3	0
11/29	@ATL	0	0	0.0	0	0	0	0	0.0	0	0	4	62	15.5	21	0
12/9	@NYG	0	0	0.0	0	0	0	0	0.0	0	0	2	5	2.5	5	0
12/16	TB	0	0	0.0	0	0	0	0	0.0	0	0	3	38	12.7	37	0
12/23	@DAL	0	0	0.0	0	0	0	0	0.0	0	0	2	10	5.0	8	0
12/30	CAR	0	0	0.0	0	0	0	0	0.0	0	0	1	-1	-1.0	-1	0
2012 Season		**1**	**2**	**2.0**	**2**	**0**	**1**	**5**	**5.0**	**5**	**0**	**23**	**183**	**8.0**	**37**	**0**

Defense

		#42 S Isa Abdul-Quddus												#77 DT Brodrick Bunkley											
Date	Opp.	GP	ST	SOLO	AST	TOT	SACK	YDS	INT	YDS	PD	FF	FR	GP	ST	SOLO	AST	TOT	SACK	YDS	INT	YDS	PD	FF	FR
9/9	WAS	X		0	0	0	0	0	0	0	0	0	0	X	X	4	3	7	0.5	2.5	0	0	0	0	0
9/16	@CAR	X		0	0	0	0	0	0	0	0	0	0	X	X	2	1	3	0	0	0	0	0	0	0
9/23	KC	X		0	0	0	0	0	0	0	0	0	0	X	X	2	1	3	0	0	0	0	0	0	0
9/30	@GB	X		1	1	2	0	0	0	0	0	0	0	X	X	0	0	0	0	0	0	0	0	0	0
10/7	SD	X		0	2	2	0	0	0	0	0	0	0	X	X	1	2	3	0	0	0	0	0	0	0
10/21	@TB	X		3	1	4	0	0	0	0	0	0	0	X	X	0	1	1	0	0	0	0	0	0	0
10/28	@DEN	X		1	1	2	0	0	0	0	0	0	0						Inactive						
11/5	PHI	X		1	1	2	0	0	0	0	1	0	1	X	X	1	0	1	1	3	0	0	0	0	0
11/11	ATL	X		1	1	2	0	0	0	0	1	0	0	X	X	1	1	2	0	0	0	0	0	0	0
11/18	@OAK	X		3	1	4	0	0	0	0	0	0	0	X	X	1	0	1	0	0	0	0	1	0	0
11/25	SF	X		2	1	3	0	0	0	0	0	0	0	X	X	0	1	1	0	0	0	0	0	0	0
11/29	@ATL						Inactive							X	X	1	2	3	0	0	0	0	1	0	0
12/9	@NYG	X		2	1	3	0	0	1	12	2	0	0	X	X	0	0	0	0	0	0	0	0	0	0
12/16	TB	X	X	4	1	5	0	0	1	0	2	0	0	X	X	1	0	1	0	0	0	0	0	0	0
12/23	@DAL	X	X	3	1	4	0	0	0	0	0	0	0	X	X	0	0	0	0	0	0	0	0	0	0
12/30	CAR	X	X	3	0	3	0	0	0	0	2	0	0	X	X	4	2	6	1	3	0	0	0	0	0
2012 Season		**15**	**3**	**24**	**12**	**36**	**0**	**0**	**2**	**12**	**8**	**0**	**1**	**15**	**15**	**18**	**14**	**32**	**2.5**	**8.5**	**0**	**0**	**2**	**0**	**0**

		#25 S Rafael Bush												#52 LB Jonathan Casillas											
Date	Opp.	GP	ST	SOLO	AST	TOT	SACK	YDS	INT	YDS	PD	FF	FR	GP	ST	SOLO	AST	TOT	SACK	YDS	INT	YDS	PD	FF	FR
9/9	WAS	X		0	0	0	0	0	0	0	0	0	0	X		1	0	1	0	0	0	0	0	0	0
9/16	@CAR	X		0	0	0	0	0	0	0	0	0	0	X		4	1	5	0	0	0	0	0	0	1
9/23	KC	X		0	0	0	0	0	0	0	0	0	0	X		1	2	3	0	0	0	0	0	0	1
9/30	@GB	X		0	0	0	0	0	0	0	0	0	0						Inactive						
10/7	SD	X		0	0	0	0	0	0	0	0	0	0						Inactive						
10/21	@TB	X		0	0	0	0	0	0	0	0	0	0	X	X	2	1	3	0	0	0	0	0	0	0
10/28	@DEN	X		0	0	0	0	0	0	0	0	0	0	X		0	0	0	0	0	0	0	0	0	0
11/5	PHI	X		0	0	0	0	0	0	0	0	0	0	X		2	4	6	0	0	0	0	0	0	0
11/11	ATL	X		0	0	0	0	0	0	0	0	0	0	X		2	0	2	0	0	0	0	0	0	0
11/18	@OAK	X		0	0	0	0	0	0	0	0	0	0	X		0	1	1	0	0	0	0	0	0	0
11/25	SF	X		0	0	0	0	0	0	0	0	0	0	X		0	0	0	0	0	0	0	0	0	0
11/29	@ATL	X		2	2	4	0	0	0	0	0	1	1	X		3	4	7	0	0	0	0	0	0	0
12/9	@NYG	X		1	1	2	0	0	0	0	0	0	0	X		0	2	2	0	0	0	0	1	0	0
12/16	TB	X		3	1	4	0	0	1	40	1	0	0	X		0	1	1	0	0	0	0	0	0	0
12/23	@DAL	X		1	0	1	0	0	0	0	0	0	0	X		2	2	4	0	0	0	0	0	0	0
12/30	CAR	X		2	0	2	0	0	0	0	0	0	0	X		0	0	0	0	0	0	0	0	0	0
2012 Season		**16**	**0**	**9**	**4**	**13**	**0**	**0**	**1**	**40**	**1**	**1**	**1**	**14**	**1**	**17**	**18**	**35**	**0**	**0**	**0**	**0**	**1**	**0**	**2**

Defense

#20 CB A.J. Davis

Date	Opp.	GP	ST	SOLO	AST	TOT	SACK/YDS	INT/YDS	PD	FF	FR
9/9	WAS										
9/16	@CAR										
9/23	KC										
9/30	@GB										
10/7	SD										
10/21	@TB										
10/28	@DEN										
11/5	PHI										
11/11	ATL										
11/18	@OAK										
11/25	SF										
11/29	@ATL										
12/9	@NYG										
12/16	TB										
12/23	@DAL										
12/30	CAR	X		0	0	0	0 0	0 0	0	0	0
2012 Season		**1**	**0**	**0**	**0**	**0**	**0 0**	**0 0**	**0**	**0**	**0**

#98 DT Sedrick Ellis

GP	ST	SOLO	AST	TOT	SACK/YDS	INT/YDS	PD	FF	FR
X	X	2	4	6	0 0	0 0	0	0	0
X	X	2	2	4	0 0	0 0	0	0	0
X	X	0	4	4	0 0	0 0	0	0	0
X	X	0	1	1	0 0	0 0	0	0	0
X	X	3	1	4	0 0	0 0	0	0	0
X	X	3	1	4	0 0	0 0	0	0	0
X	X	0	2	2	0 0	0 0	0	0	0
X	X	1	2	3	0 0	0 0	0	0	0
X	X	0	1	1	0 0	0 0	1	0	0
X	X	0	0	0	0 0	0 0	0	0	0
X	X	1	4	5	0 0	0 0	0	0	0
X	X	0	1	1	0 0	0 0	0	0	0
X	X	3	2	5	0 0	0 0	0	0	0
X	X	1	0	1	0 0	0 0	0	0	0
X	X	0	1	1	0 0	0 0	0	0	0
X	X	1	0	1	0 0	0 0	0	0	0
16	**16**	**17**	**26**	**43**	**0 0**	**0 0**	**1**	**0**	**0**

#93 DE Junior Galette

Date	Opp.	GP	ST	SOLO	AST	TOT	SACK/YDS	INT/YDS	PD	FF	FR
9/9	WAS	X		2	0	2	0 0	0 0	0	0	0
9/16	@CAR	X		0	1	1	0 0	0 0	0	0	0
9/23	KC	X		2	0	2	2 7	0 0	0	1	0
9/30	@GB	X		0	0	0	0 0	0 0	0	0	0
10/7	SD	X		3	0	3	1 8	0 0	0	0	0
10/21	@TB	X		6	0	6	1 5	0 0	0	0	0
10/28	@DEN	X	X	2	2	4	0 0	0 0	0	0	0
11/5	PHI	X		0	0	0	0 0	0 0	0	0	0
11/11	ATL						Inactive				
11/18	@OAK						Inactive				
11/25	SF						Inactive				
11/29	@ATL						Inactive				
12/9	@NYG	X		0	0	0	0 0	0 0	0	0	0
12/16	TB	X		1	1	2	0 0	0 0	0	0	0
12/23	@DAL	X		1	0	1	1 2	0 0	0	0	0
12/30	CAR	X		1	0	1	0 0	0 0	0	0	0
2012 Season		**12**	**1**	**18**	**4**	**22**	**5 22**	**0 0**	**0**	**1**	**0**

#33 CB Jabari Greer

GP	ST	SOLO	AST	TOT	SACK/YDS	INT/YDS	PD	FF	FR
					Inactive				
X		1	0	1	0 0	0 0	0	0	0
X	X	4	1	5	0 0	1 28	2	0	0
X	X	5	1	6	0 0	0 0	0	0	0
X	X	0	0	0	0 0	0 0	1	0	0
X	X	3	0	3	0 0	0 0	2	0	0
X	X	2	0	2	0 0	0 0	0	0	0
X	X	4	2	6	0 0	0 0	1	0	0
X	X	3	1	4	0 0	0 0	1	0	0
X	X	6	2	8	0 0	0 0	1	0	0
X	X	3	2	5	0 0	0 0	0	0	0
X	X	1	1	2	0 0	0 0	1	0	0
X	X	4	0	4	0 0	0 0	1	0	0
X	X	3	0	3	0 0	2 3	4	0	0
X	X	1	1	2	0 0	0 0	0	0	0
					Inactive				
14	**13**	**40**	**11**	**51**	**0 0**	**3 31**	**14**	**0**	**0**

#41 S Roman Harper

Date	Opp.	GP	ST	SOLO	AST	TOT	SACK/YDS	INT/YDS	PD	FF	FR
9/9	WAS	X	X	6	2	8	0 0	0 0	0	0	0
9/16	@CAR	X	X	2	3	5	0 0	0 0	0	0	0
9/23	KC	X	X	10	2	12	0 0	0 0	2	0	0
9/30	@GB	X	X	7	1	8	0 0	0 0	0	0	0
10/7	SD	X	X	7	4	11	0 0	1 41	2	0	0
10/21	@TB	X	X	4	1	5	0 0	0 0	0	0	0
10/28	@DEN	X	X	7	2	9	0 0	0 0	1	0	0
11/5	PHI	X	X	3	3	6	0 0	0 0	0	0	0
11/11	ATL	X	X	6	2	8	0 0	0 0	2	0	0
11/18	@OAK	X	X	9	4	13	0 0	1 0	1	0	0
11/25	SF	X	X	2	5	7	0 0	0 0	0	0	0
11/29	@ATL	X	X	4	0	4	0 0	0 0	0	0	0
12/9	@NYG	X	X	5	2	7	0 0	0 0	0	0	0
12/16	TB	X	X	11	2	13	0 0	0 0	0	0	0
12/23	@DAL	X	X	2	0	2	0 0	0 0	0	0	0
12/30	CAR	X	X	6	0	6	0 0	0 0	1	1	0
2012 Season		**16**	**16**	**91**	**33**	**124**	**0 0**	**2 41**	**9**	**1**	**0**

#57 LB David Hawthorne

GP	ST	SOLO	AST	TOT	SACK/YDS	INT/YDS	PD	FF	FR
X	X	3	4	7	0 0	0 0	0	0	0
X	X	0	2	2	0 0	0 0	0	0	0
X	X	1	0	1	0 0	0 0	0	0	0
					Inactive				
					Inactive				
					Inactive				
					Inactive				
					Inactive				
X	X	2	3	5	0 0	0 0	0	0	0
X	X	3	3	6	0 0	0 0	0	0	0
X	X	1	5	6	0 0	0 0	0	0	0
X	X	3	1	4	0 0	0 0	0	0	0
X	X	4	1	5	0 0	0 0	0	0	0
X		0	2	2	0 0	0 0	0	0	0
X	X	2	0	2	0 0	0 0	0	0	0
X	X	1	2	3	0 0	0 0	0	0	0
11	**10**	**20**	**23**	**43**	**0 0**	**0 0**	**0**	**0**	**0**

#54 LB Will Herring

Date	Opp.	GP	ST	SOLO	AST	TOT	SACK/YDS	INT/YDS	PD	FF	FR
9/9	WAS	X		2	2	4	0 0	0 0	0	0	0
9/16	@CAR	X		0	0	0	0 0	0 0	0	0	0
9/23	KC	X		0	0	0	0 0	0 0	0	0	0
9/30	@GB	X	X	1	0	1	0 0	0 0	0	0	0
10/7	SD	X		0	1	1	0 0	0 0	0	0	0
10/21	@TB	X		0	0	0	0 0	0 0	0	0	0
10/28	@DEN	X		1	0	1	0 0	0 0	0	0	0
11/5	PHI	X		0	0	0	0 0	0 0	0	0	0
11/11	ATL	X		0	0	0	0 0	0 0	0	0	0
11/18	@OAK	X		0	0	0	0 0	0 0	0	0	0
11/25	SF	X		0	0	0	0 0	0 0	0	0	0
11/29	@ATL	X		0	0	0	0 0	0 0	0	0	0
12/9	@NYG	X		0	0	0	0 0	0 0	0	0	0
12/16	TB	X		0	0	0	0 0	0 0	0	0	0
12/23	@DAL	X		0	0	0	0 0	0 0	0	0	0
12/30	CAR	X		0	0	0	0 0	0 0	0	0	0
2012 Season		**16**	**1**	**4**	**3**	**7**	**0 0**	**0 0**	**0**	**0**	**0**

#76 DT Akiem Hicks

GP	ST	SOLO	AST	TOT	SACK/YDS	INT/YDS	PD	FF	FR
					Inactive				
X		1	0	1	0 0	0 0	0	0	0
X		5	3	8	0 0	0 0	0	0	0
X		2	0	2	0 0	0 0	0	0	0
X		1	0	1	0 0	0 0	0	0	0
X		1	2	3	0 0	0 0	0	0	0
X		4	2	6	0 0	0 0	0	1	0
X		0	1	1	0 0	0 0	0	0	0
X		1	0	1	0 0	0 0	0	0	0
X		2	1	3	0 0	0 0	0	0	0
X		0	1	1	0 0	0 0	0	0	0
X		1	1	2	0 0	0 0	1	0	0
X		0	0	0	0 0	0 0	0	0	0
X		2	1	3	0 0	0 0	0	0	0
X		0	0	0	0 0	0 0	0	0	0
					Inactive				
14	**0**	**20**	**12**	**32**	**0 0**	**0 0**	**1**	**1**	**0**

2012 INDIVIDUAL STATISTICS

Defense

#53 LB Ramon Humber

Date	Opp.	GP	ST	SOLO	AST	TOT	SACK/YDS	INT/YDS	PD	FF	FR
9/9	WAS						Suspended				
9/16	@CAR						Suspended				
9/23	KC						Suspended				
9/30	@GB	X		0	0	0	0 0	0 0	0	0	0
10/7	SD	X		0	0	0	0 0	0 0	0	0	0
10/21	@TB	X		0	0	0	0 0	0 0	0	0	0
10/28	@DEN	X		0	0	0	0 0	0 0	0	0	0
11/5	PHI	X		0	0	0	0 0	0 0	0	0	0
11/11	ATL	X		0	0	0	0 0	0 0	0	0	0
11/18	@OAK	X		0	0	0	0 0	0 0	0	0	0
11/25	SF	X		0	0	0	0 0	0 0	0	0	0
11/29	@ATL	X		0	0	0	0 0	0 0	0	0	0
12/9	@NYG	X		0	0	0	0 0	0 0	0	0	0
12/16	TB	X		0	0	0	0 0	0 0	0	0	0
12/23	@DAL	X		0	0	0	0 0	0 0	0	0	0
12/30	CAR	X		0	0	0	0 0	0 0	0	0	0
2012 Season		**13**	**0**	**0**	**0**	**0**	**0 0**	**0 0**	**0**	**0**	**0**

#27 S Malcolm Jenkins

GP	ST	SOLO	AST	TOT	SACK/YDS	INT/YDS	PD	FF	FR
X	X	2	3	5	0 0	0 0	0	0	0
X	X	7	2	9	0 0	0 0	0	0	0
X	X	7	2	9	0 0	0 0	1	0	0
X	X	8	1	9	0 0	0 0	0	0	0
X	X	2	2	4	0 0	0 0	1	0	0
X	X	9	2	11	0 0	0 0	0	0	0
X	X	8	1	9	0 0	0 0	0	0	0
X	X	7	6	13	0 0	0 0	0	0	0
X	X	7	1	8	0 0	0 0	1	0	0
X	X	6	1	7	0 0	1 55	1	0	0
X	X	4	3	7	0 0	0 0	1	0	0
X	X	3	1	4	0 0	0 0	0	0	0
X	X	0	0	0	0 0	0 0	0	0	0
					Injured Reserve				
13	**13**	**70**	**25**	**95**	**0 0**	**1 55**	**5**	**0**	**0**

#96 DT Tom Johnson

Date	Opp.	GP	ST	SOLO	AST	TOT	SACK/YDS	INT/YDS	PD	FF	FR
9/9	WAS	X		1	0	1	0 0	0 0	0	0	0
9/16	@CAR	X		0	0	0	0 0	0 0	0	0	0
9/23	KC	X		1	1	2	0 0	0 0	0	0	0
9/30	@GB	X		1	0	1	0 0	0 0	0	0	0
10/7	SD	X		1	1	2	0 0	0 0	0	0	0
10/21	@TB	X		2	1	3	0 0	0 0	0	0	0
10/28	@DEN	X		3	0	3	0 0	0 0	0	0	0
11/5	PHI	X		3	0	3	0 0	0 0	0	0	0
11/11	ATL	X		2	1	3	0 0	0 0	0	0	0
11/18	@OAK	X		2	0	2	1 12	0 0	0	0	0
11/25	SF	X		0	3	3	0 0	0 0	0	0	0
11/29	@ATL						Inactive				
12/9	@NYG	X		0	1	1	0 0	0 0	0	0	0
12/16	TB	X		1	1	2	0 0	0 0	0	0	0
12/23	@DAL	X		3	0	3	1 8	0 0	0	0	0
12/30	CAR	X		1	3	4	0 0	0 0	0	0	0
2012 Season		**15**	**0**	**21**	**12**	**33**	**2 20**	**0 0**	**0**	**0**	**0**

#94 DE Cameron Jordan

GP	ST	SOLO	AST	TOT	SACK/YDS	INT/YDS	PD	FF	FR
X	X	9	4	13	0 0	0 0	0	0	0
X	X	4	0	4	1 9	0 0	0	0	0
X	X	5	1	6	0 0	0 0	0	0	1
X	X	1	2	3	0 0	0 0	0	0	0
X	X	3	1	4	1 7	0 0	0	0	0
X	X	1	1	2	1 4	0 0	1	1	0
X	X	3	0	3	0 0	0 0	0	0	0
X	X	3	3	6	3 21	0 0	0	1	0
X	X	2	1	3	0 0	0 0	0	0	0
X	X	3	1	4	0 0	0 0	0	0	0
X	X	4	1	5	0 0	0 0	0	0	0
X	X	4	3	7	1 6	0 0	0	0	0
X	X	3	2	5	0 0	0 0	1	0	0
X	X	3	1	4	1 7	0 0	0	1	1
X	X	2	0	2	0 0	0 0	1	0	0
X	X	2	3	5	0 0	0 0	0	0	0
16	**16**	**52**	**24**	**76**	**8 54**	**0 0**	**3**	**3**	**2**

#50 LB Curtis Lofton

Date	Opp.	GP	ST	SOLO	AST	TOT	SACK/YDS	INT/YDS	PD	FF	FR
9/9	WAS	X	X	5	3	8	0 0	0 0	0	0	0
9/16	@CAR	X	X	8	5	13	0 0	0 0	0	0	0
9/23	KC	X	X	10	4	14	0 0	0 0	2	0	0
9/30	@GB	X	X	9	4	13	0 0	0 0	0	0	0
10/7	SD	X	X	8	1	9	1 12	0 0	0	0	0
10/21	@TB	X	X	4	5	9	0 0	0 0	0	0	0
10/28	@DEN	X	X	7	5	12	0 0	0 0	1	0	1
11/5	PHI	X	X	6	2	8	0 0	0 0	0	1	0
11/11	ATL	X	X	6	4	10	0 0	0 0	1	0	0
11/18	@OAK	X	X	3	2	5	0 0	0 0	2	0	0
11/25	SF	X	X	4	5	9	0 0	0 0	0	0	0
11/29	@ATL	X	X	6	6	12	0 0	0 0	1	0	0
12/9	@NYG	X	X	7	5	12	0 0	0 0	0	0	0
12/16	TB	X	X	3	5	8	0 0	0 0	1	0	0
12/23	@DAL	X	X	5	3	8	0 0	0 0	1	1	1
12/30	CAR	X	X	3	4	7	0 0	0 0	1	0	0
2012 Season		**16**	**16**	**94**	**63**	**157**	**1 12**	**0 0**	**10**	**2**	**2**

#44 CB Elbert Mack

GP	ST	SOLO	AST	TOT	SACK/YDS	INT/YDS	PD	FF	FR
					Inactive				
					Inactive				
					Inactive				
X		0	0	0	0 0	0 0	0	0	0
					Inactive				
					Inactive				
X		1	2	3	0 0	0 0	2	0	0
					Inactive				
X		2	1	3	0 0	0 0	0	0	0
X		0	0	0	0 0	1 73	1	0	0
X	X	5	0	5	0 0	0 0	2	1	0
X		1	1	2	0 0	0 0	0	0	0
X	X	1	0	1	0 0	0 0	1	0	0
7	**2**	**10**	**4**	**14**	**0 0**	**1 73**	**6**	**1**	**0**

#90 DE Turk McBride

Date	Opp.	GP	ST	SOLO	AST	TOT	SACK/YDS	INT/YDS	PD	FF	FR
9/9	WAS	X		0	0	0	0 0	0 0	0	0	0
9/16	@CAR						Inactive				
9/23	KC						Inactive				
9/30	@GB						Inactive				
10/7	SD						Inactive				
10/21	@TB						Inactive				
10/28	@DEN	X		2	3	5	0 0	0 0	0	0	0
11/5	PHI						Inactive				
11/11	ATL	X		1	0	1	0 0	0 0	0	0	0
11/18	@OAK	X		1	0	1	0 0	0 0	0	0	0
11/25	SF	X		0	0	0	0 0	0 0	1	0	0
11/29	@ATL	X		0	2	2	0 0	0 0	0	0	0
12/9	@NYG						Inactive				
12/16	TB						Inactive				
12/23	@DAL						Inactive				
12/30	CAR	X		0	0	0	0 0	0 0	0	0	0
2012 Season		**7**	**0**	**4**	**5**	**9**	**0 0**	**0 0**	**1**	**0**	**0**

#31 CB Jerome Murphy

GP	ST	SOLO	AST	TOT	SACK/YDS	INT/YDS	PD	FF	FR
X		3	0	3	0 0	0 0	0	0	0
X		0	0	0	0 0	0 0	0	0	0
					Waived				
2	**0**	**3**	**0**	**3**	**0 0**	**0 0**	**0**	**0**	**0**

2012 INDIVIDUAL STATISTICS

Defense

#37 S Jerico Nelson

Date	Opp.	GP	ST	SOLO	AST	TOT	SACK/YDS	INT/YDS	PD	FF	FR
9/9	WAS										
9/16	@CAR										
9/23	KC										
9/30	@GB										
10/7	SD										
10/21	@TB										
10/28	@DEN										
11/5	PHI										
11/11	ATL										
11/18	@OAK										
11/25	SF										
11/29	@ATL										
12/9	@NYG										
12/16	TB	X		0	0	0	0	0	0	0	0
12/23	@DAL	X		0	0	0	0	0	0	0	0
12/30	CAR	X		0	0	0	0	0	0	0	0
2012 Season		3	0	0	0	0	0	0	0	0	0

#32 CB Johnny Patrick

GP	ST	SOLO	AST	TOT	SACK/YDS	INT/YDS	PD	FF	FR
X	X	2	0	2	0	0	1	0	0
Inactive									
X		0	1	1	0	0	0	0	0
X		0	0	0	0	0	0	0	0
X		2	2	4	0	0	0	0	0
X		0	0	0	0	0	0	0	0
X		1	1	2	0	0	0	0	0
X		1	0	1	0	0	0	0	0
X		3	0	3	0	0	0	0	0
X		2	0	2	0	0	0	0	0
X		0	0	0	0	0	0	0	0
X		0	0	0	0	0	0	0	0
X		0	0	0	0	0	0	0	0
X		1	0	1	0	0	0	1	0
X		1	1	2	0	0	0	1	0
X		3	0	3	0	0	0	0	0
15	**1**	**16**	**5**	**21**	**0**	**0**	**0**	**3**	**0**

#21 CB Patrick Robinson

Date	Opp.	GP	ST	SOLO	AST	TOT	SACK/YDS	INT/YDS	PD	FF	FR
9/9	WAS	X	X	1	1	2	1	9	0	0	1	0	0
9/16	@CAR	X	X	2	1	3	0	0	0	0	2	0	0
9/23	KC	X	X	8	1	9	0	0	0	0	2	0	0
9/30	@GB	X	X	2	0	2	0	0	0	0	2	0	0
10/7	SD	X	X	7	2	9	0	0	1	0	0	0	0
10/21	@TB	X	X	6	1	7	0	0	0	0	1	0	0
10/28	@DEN	X	X	2	0	2	0	0	0	0	1	1	0
11/5	PHI	X	X	1	0	1	0	0	1	99	1	0	0
11/11	ATL	X	X	3	1	4	0	0	0	0	0	0	0
11/18	@OAK	X	X	0	0	0	0	0	0	0	3	0	0
11/25	SF	X	X	1	1	2	0	0	1	0	2	0	0
11/29	@ATL	X	X	1	1	2	0	0	0	0	0	0	0
12/9	@NYG	X	X	7	0	7	0	0	0	0	1	0	0
12/16	TB	X	X	3	0	3	0	0	0	0	0	0	0
12/23	@DAL	X	X	7	1	8	0	0	0	0	1	0	0
12/30	CAR	X	X	3	0	3	0	0	0	0	0	0	0
2012 Season		**16**	**16**	**54**	**10**	**64**	**1**	**9**	**3**	**99**	**17**	**1**	**0**

#55 LB Barrett Ruud

GP	ST	SOLO	AST	TOT	SACK/YDS	INT/YDS	PD	FF	FR
Roster Exemption - Commissioner Permission									
Did Not Play									
X		0	0	0	0	0	0	0	0
X		0	0	0	0	0	0	0	0
X		0	0	0	0	0	0	0	0
Waived									
3	**0**	**0**	**0**	**0**	**0**	**0**	**0**	**0**	**0**

#58 LB Scott Shanle

Date	Opp.	GP	ST	SOLO	AST	TOT	SACK/YDS	INT/YDS	PD	FF	FR
9/9	WAS	X		1	3	4	0.5	2.5	0	0	0	0	0
9/16	@CAR	X	X	1	1	2	0	0	0	0	0	0	0
9/23	KC	X	X	3	3	6	0	0	0	0	0	0	0
9/30	@GB	X	X	0	3	3	0	0	0	0	1	0	0
10/7	SD	X	X	3	5	8	0	0	0	0	0	0	0
10/21	@TB	X	X	1	2	3	0	0	0	0	0	0	0
10/28	@DEN						Inactive						
11/5	PHI	X	X	1	0	1	0	0	0	0	0	0	0
11/11	ATL						Inactive						
11/18	@OAK						Inactive						
11/25	SF						Inactive						
11/29	@ATL						Inactive						
12/9	@NYG						Inactive						
12/16	TB						Inactive						
12/23	@DAL						Inactive						
12/30	CAR						Inactive						
2012 Season		**7**	**6**	**10**	**17**	**27**	**0.5**	**2.5**	**0**	**0**	**1**	**0**	**0**

#91 DE Will Smith

GP	ST	SOLO	AST	TOT	SACK/YDS	INT/YDS	PD	FF	FR
X	X	2	2	4	0	0	0	0	0
X	X	3	4	7	0	0	0	0	0
X	X	5	3	8	1	4	0	0	0
X	X	1	1	2	0	0	0	0	1
X	X	2	1	3	1	8	0	0	0
X	X	2	1	3	0	0	0	1	0
X	X	4	1	5	0	0	0	0	0
X	X	2	1	3	2	16	0	0	0
X	X	3	0	3	0	0	0	0	0
X	X	4	1	5	1	8	0	0	0
X	X	2	4	6	0	0	0	0	0
X	X	2	2	4	0	0	0	0	0
X	X	2	2	4	0	0	0	0	0
X	X	3	1	4	1	4	0	0	0
X	X	0	1	1	0	0	0	0	0
X	X	2	3	5	0	0	0	0	0
16	**16**	**39**	**28**	**67**	**6**	**40**	**0**	**0**	**1**	**0**	**1**

#51 LB Jonathan Vilma

Date	Opp.	GP	ST	SOLO	AST	TOT	SACK/YDS	INT/YDS	PD	FF	FR
9/9	WAS	Roster Exemption - Commissioner Permission									
9/16	@CAR	PUP									
9/23	KC	PUP									
9/30	@GB	PUP									
10/7	SD	PUP									
10/21	@TB	X		0	1	1	0	0	0	0	1	0	0
10/28	@DEN	X	X	3	4	7	0	0	0	0	0	0	0
11/5	PHI	X	X	3	1	4	0	0	0	0	0	0	0
11/11	ATL	X	X	0	2	2	0	0	0	0	0	0	0
11/18	@OAK	X	X	3	3	6	1	8	0	0	0	0	0
11/25	SF	X	X	2	2	4	0	0	0	0	0	0	0
11/29	@ATL	X	X	3	3	6	0	0	0	0	0	0	0
12/9	@NYG	X	X	2	2	4	0	0	0	0	0	0	0
12/16	TB	X	X	1	2	3	0	0	0	0	0	0	0
12/23	@DAL	X	X	1	0	1	0	0	0	0	0	0	0
12/30	CAR	X	X	3	8	11	0	0	1	18	2	0	0
2012 Season		**11**	**10**	**21**	**28**	**49**	**1**	**8**	**1**	**18**	**3**	**0**	**0**

#75 DT Tyrunn Walker

GP	ST	SOLO	AST	TOT	SACK/YDS	INT/YDS	PD	FF	FR
Inactive									
Inactive									
Inactive									
Inactive									
Inactive									
Inactive									
Inactive									
Inactive									
Inactive									
Inactive									
Inactive									
Did Not Play									
Inactive									
Inactive									
Inactive									
Inactive									
0	**0**	**0**	**0**	**0**	**0**	**0**	**0**	**0**	**0**

2012 INDIVIDUAL STATISTICS

Defense

#24 CB Corey White

Date	Opp.	GP	ST	SOLO	AST	TOT	SACK/YDS		INT/YDS		PD	FF	FR
9/9	WAS	X	X	4	0	4	0	0	0	0	0	0	0
9/16	@CAR	X	X	5	1	6	0	0	0	0	0	0	0
9/23	KC	X		3	0	3	0	0	0	0	0	0	0
9/30	@GB	X		2	0	2	0	0	0	0	0	0	0
10/7	SD	X	X	3	1	4	0	0	0	0	1	0	0
10/21	@TB	X		1	0	1	0	0	0	0	0	0	0
10/28	@DEN	X	X	4	0	4	0	0	0	0	0	0	0
11/5	PHI	X		3	1	4	0	0	0	0	0	0	0
11/11	ATL	X		3	1	4	0	0	1	0	2	0	0
11/18	@OAK						Inactive						
11/25	SF						Inactive						
11/29	@ATL	X		0	0	0	0	0	0	0	0	0	0
12/9	@NYG						Inactive						
12/16	TB						Inactive						
12/23	@DAL						Injured Reserve						
12/30	CAR												
2012 Season		**10**	**4**	**28**	**4**	**32**	**0**	**0**	**1**	**0**	**3**	**0**	**0**

#95 DE Martez Wilson

GP	ST	SOLO	AST	TOT	SACK/YDS		INT/YDS		PD	FF	FR
X		0	0	0	0	0	0	0	0	0	0
X		0	0	0	0	0	0	0	0	0	0
X		1	0	1	0	0	0	0	0	0	0
X		1	0	1	0	0	0	0	0	0	0
X		1	0	1	1	9	0	0	0	1	1
X		1	1	2	0	0	0	0	0	0	0
X		0	0	0	0	0	0	0	0	0	0
X		1	0	1	1	6	0	0	0	0	0
X		1	3	4	1	3	0	0	0	0	0
X		4	0	4	0	0	0	0	1	0	0
X		0	0	0	0	0	0	0	0	0	0
X		0	0	0	0	0	0	0	0	0	0
X		0	0	0	0	0	0	0	0	0	0
X		1	1	2	0	0	0	0	1	0	0
X		1	0	1	0	0	0	0	0	0	0
X		0	1	1	0	0	0	0	0	0	0
16	**0**	**12**	**6**	**18**	**3**	**18**	**0**	**0**	**2**	**1**	**1**

Kicking

#5 K Garrett Hartley

			PATs		FGs						1-19		20-29		30-39		40-49		50+	
Date	Opp.	GP	M	A	M	A	PCT	LG	PTS	BLK	M	A	M	A	M	A	M	A	M	A
9/9	WAS	X	3	3	1	1	100.0	21	6	0	0	0	1	1	0	0	0	0	0	0
9/16	@CAR	X	3	3	2	2	100.0	53	9	0	0	0	1	1	0	0	0	0	1	1
9/23	KC	X	3	3	1	2	50.0	40	6	0	0	0	0	0	0	1	1	1	0	0
9/30	@GB	X	3	3	2	3	66.7	27	9	0	0	0	2	2	0	0	0	1	0	0
10/7	SD	X	4	4	1	1	100.0	26	7	0	0	0	1	1	0	0	0	0	0	0
10/21	@TB	X	5	5	0	0	---	-	5	0	0	0	0	0	0	0	0	0	0	0
10/28	@DEN	X	2	2	0	0	---	-	2	0	0	0	0	0	0	0	0	0	0	0
11/5	PHI	X	4	4	0	1	0.0	-	4	0	0	0	0	0	0	0	0	0	0	1
11/11	ATL	X	4	4	1	1	100.0	31	7	0	0	0	0	0	1	1	0	0	0	0
11/18	@OAK	X	5	5	1	1	100.0	47	8	0	0	0	0	0	0	0	1	1	0	0
11/25	SF	X	3	3	0	0	---	-	3	0	0	0	0	0	0	0	0	0	0	0
11/29	@ATL	X	1	1	2	2	100.0	52	7	0	0	0	1	1	0	0	0	0	1	1
12/9	@NYG	X	3	3	2	2	100.0	32	9	0	0	0	1	1	1	1	0	0	0	0
12/16	TB	X	5	5	2	2	100.0	36	11	0	0	0	1	1	1	1	0	0	0	1
12/23	@DAL	X	4	4	2	3	66.7	37	10	0	0	0	1	1	1	2	0	0	0	0
12/30	CAR	X	5	5	1	1	100.0	53	8	0	0	0	0	0	0	0	0	0	1	1
2012 Season		**16**	**57**	**57**	**18**	**22**	**81.8**	**53**	**111**	**0**	**0**	**0**	**9**	**9**	**4**	**6**	**2**	**3**	**3**	**4**

Punting

#6 P Thomas Morstead

Date	Opp.	GP	NO	YDS	AVG	NET	AVG	TB	IN20	LG	BLK
9/9	WAS	X	5	278	55.6	244	48.8	0	0	59	0
9/16	@CAR	X	3	148	49.3	114	38.0	1	1	65	0
9/23	KC	X	6	335	55.8	275	45.8	1	1	70	0
9/30	@JAX	X	3	108	36.0	108	36.0	0	1	48	0
10/7	SD	X	4	207	51.8	191	47.8	0	2	61	0
10/21	@TB	X	4	205	51.3	190	47.5	0	2	57	0
10/28	@DEN	X	8	413	51.6	370	46.3	0	4	63	0
11/5	PHI	X	3	149	49.7	129	43.0	0	0	66	0
11/11	ATL	X	5	250	50.0	241	48.2	0	1	57	0
11/18	@OAK	X	4	172	43.0	172	43.0	0	1	50	0
11/25	SF	X	5	252	50.4	239	47.8	0	2	56	0
11/29	@ATL	X	4	181	45.3	148	37.0	1	1	52	0
12/9	@NYG	X	4	202	50.5	183	45.8	0	0	55	0
12/16	TB	X	5	268	53.6	209	41.8	1	0	60	0
12/23	@DAL	X	5	263	52.6	204	40.8	1	2	63	0
12/30	CAR	X	6	276	46.0	179	29.8	1	2	61	0
2012 Season		**16**	**74**	**3,707**	**50.1**	**3,196**	**43.2**	**6**	**20**	**70**	**0**

2012 TURNOVER TABLE

Saints Takeaways

Opp	Qtr	Turnover	Spot*	Result
at Car	2	Newton fumble recovered by Casillas	NO 8	Field Goal
vs. KC	2	Cassel fumble recovered by Jordan	NO 45	End of Half
vs. KC	3	McCluster fumble recovered by Casillas	KC 19	Touchdown
vs. KC	3	Cassel intercepted by Greer	KC 35	Touchdown
at GB	3	Harrell fumble recovered by Smith	NO 7	Touchdown
at GB	3	Rodgers intercepted by P. Robinson	NO 34	Field Goal
vs. SD	4	Rivers intercepted by Harper	NO 36	Field Goal
vs. SD	4	Rivers fumble recovered by Wilson	NO 42	End of Game
at Den	1	McGahee fumble recovered by Lofton	NO 45	Touchdown
vs. Phi	1	Vick intercepted by P. Robinson	NO 1	Touchdown
vs. Phi	4	Celek fumble recovered by Abdul-Quddus	NO 8	Punt
vs. Atl	3	Ryan intercepted by White	NO 19	Touchdown
at Oak	1	Palmer intercepted by Jenkins	NO 45	Touchdown
at Oak	2	Palmer intercepted by Harper	NO EZ	Punt
vs. SF	2	Ginn fumble recovered by Bush	SF 11	Touchdown
vs. SF	2	Kaepernick intercepted by P. Robinson	NO 44	Turnover
at Atl	4	Turner fumble recovered by Bush	NO 28	Turnover
at NYG	1	Manning intercepted by Mack	NO 27	Touchdown
at NYG	3	Manning intercepted by Abdul-Quddus	NO 20	Touchdown
vs. TB	1	Freeman intercepted by Greer	NO 16	Field Goal
vs. TB	2	Freeman intercepted by Bush	NO 9	Touchdown
vs. TB	3	Freeman intercepted by Abdul-Quddus	NO 8	Touchdown
vs. TB	4	Freeman intercepted by Greer	NO EZ	Field Goal
vs. TB	4	Freeman fumble recovered by Jordan	TB 43	Touchdown
at Dal	3	Murray fumble recovered by Lofton	DAL 7	Touchdown
vs. Car	2	Newton intercepted by Vilma	CAR 18	Touchdown

Takeaway Totals: 26 takeaways (15 interceptions, 11 fumbles), 105 points (15 TD, 5 FG)

Saints Giveaways

Opp	Qtr	Turnover	Spot*	Result
vs. Was	2	Colston fumble - out of bounds in end zone	WAS 3	Punt
vs. Was	4	Brees intercepted by Gomes	WAS 48	Touchdown
vs. Was	4	Brees intercepted by Doughty	WAS 2	End of Game
at Car	1	Brees intercepted by Godfrey	NO 9	Touchdown
at Car	4	Brees intercepted by Beason	NO 43	End of Game
vs. KC	3	Brees intercepted by Routt	KC EZ	Field Goal
vs. SD	3	Brees intercepted by Jammer	NO 25	Touchdown
at TB	1	Brees intercepted by Barber	NO 43	Touchdown
at Den	2	Brees intercepted by Woodyard	DEN 36	Touchdown
vs. Phi	3	Brees fumble recovered by B. Graham	PHI 17	Touchdown
vs. Phi	3	Cadet fumble recovered by Hughes	NO 22	Field Goal
vs. Atl	1	Brees intercepted by Samuel	NO 25	Field Goal
vs. SF	2	Brees intercepted by Brooks	50	Touchdown
vs. SF	3	Brees intercepted by Whitner	NO 42	Touchdown
at Atl	1	Brees intercepted by DeCoud	ATL EZ	Punt
at Atl	2	Brees intercepted by Weatherspoon	NO 35	Field Goal
at Atl	3	Brees intercepted by Moore	ATL 43	Field Goal
at Atl	4	Brees intercepted by Babineaux	NO 33	Turnover
at Atl	4	Brees intercepted by Moore	ATL 19	End of Game
at NYG	1	Colston fumble recovered by Rolle	NO 48	Turnover
at NYG	2	Collins fumble recovered by Joseph	NYG 46	Touchdown
at NYG	3	Brees intercepted by Brown	NO 41	Touchdown
at NYG	4	Brees intercepted by Brown	NYG 8	Field Goal
vs. Car	3	Brees intercepted by Godfrey	NO 36	Touchdown

Giveaway Totals: 24 giveaways (19 interceptions, 5 fumbles), 78 points (10 TD, 6 FG)

***Spot where the turnover was made**

TRANSACTIONSLOG (7/2/12–6/11/13)

2012TransactionsLog

JULY
2 – Agreed to terms with CB **Corey White** (D5) and T **Marcel Jones** (D7) on four-year contracts.
3 – Agreed to terms with G **Andrew Tiller** (D6) on a four-year contract.
13 – Agreed to terms with QB **Drew Brees** on a five-year contract.
16 – Agreed to terms with WR **Nick Toon** (D4) on a four-year contract.
24 – Agreed to terms with TE **Derek Schouman** on a one-year contract. Signed WR **Marques Clark**. Waived WR **Kevin Hardy**. Placed LB **Jonathan Vilma** on Reserve/Suspended by Commissioner.
26 – Agreed to terms with P **Thomas Morstead** on a six-year contract extension.
31 – Signed WR **Marques Clark**. Waived WR **Kevin Hardy**.

AUGUST
2 – Re-signed CB **Cord Parks** and waived/injured WR **Chris Givens**.
3 – Placed WR **Chris Givens** on Reserve/Injured.
6 – Re-signed WR **Kevin Hardy** and LB **Ramon Humber**. Waived CB **Laron Scott** and waived/injured G **Scott Winnewisser**.
8 – Placed G **Scott Winnewisser** on Reserve/Injured.
11 – Signed CB **Nick Hixson** and G **Paul Fenaroli**. Signed TE **Daniel Graham** to a one-year contract. Waived LB **Nate Bussey** and waived/injured CB **A.J. Davis** and G **Andrew Tiller**.
12 – Placed CB **A.J. Davis** and G **Andrew Tiller** on Reserve/Injured.
18 – Waived and reached an injury settlement with CB **A.J. Davis**.
20 – Signed WR **Greg Camarillo** to a one-year contract, placed LB **Chris Chamberlain** on Reserve/Injured and waived/injured G **Fenuki Tupou**.
21 – Acquired LB **Barrett Ruud** in exchange for an undisclosed draft pick from Seattle.
27 – Released DT **Remi Ayodele** and QB **Luke McCown**. Waived LB **Aaron Tevis**, C **Brian Folkerts**, TE **Jake Byrne**, S **Johnny Thomas**, WR **Derek Moye**, G **Paul Fenaroli**, T **Hutch Eckerson**, DE **Donavan Robinson**, WR **Kevin Hardy**, CB **Kamaal McIlwain**, DT **Swanson Miller**, CB **Cord Parks** and WR **Marques Clark**.
31 – Released WR **Greg Camarillo**, K **John Kasay** and TE **Derek Schouman**. Waived LB **Kadarron Anderson**, DE **Braylon Broughton**, LB **Ezra Butler**, QB **Sean Canfield**, DE **Alex Daniels**, TE **Michael Higgins**, CB **Nick Hixson**, DE **Donavan Robinson**, WR **Kevin Hardy**, S **Jerico Nelson**, G **DeOn'tae Pannell**, T **Aderious Simmons**, WR **Andy Tanner**, C/G **Matt Tennant** and LB **Lawrence Wilson**. Placed RB **Joe Banyard**, S **Jose Gumbs**, CB **Marquis Johnson** and WR **Nick Toon** on Reserve/Injured. LB **Ramon Humber** and DE **Will Smith** suspended by NFL commissioner.

SEPTEMBER
1 – Claimed S **Rafael Bush** on waivers from Denver. Waived S **Jonathon Amaya**.
2 – Signed to Practice Squad: DE **Braylon Broughton**, LB **Ezra Butler**, G **Harland Gunn**, G **Ricky Henry**, TE **Michael Higgins**, CB **Nick Hixson**, S **Jerico Nelson** and WR **Andy Tanner**. Claimed CB **Jerome Murphy** on waivers from St. Louis. Released CB **Elbert Mack**.
7 – Waived and reached injury settlements with S **Jose Gumbs** and CB **Marquis Johnson**.
8 – Placed T **Marcel Jones** on Reserve/Injured. Terminated contracts of WR **Adrian Arrington** and FB **Korey Hall**. Activated DE **Will Smith** from Reserve/Suspended by Commissioner. LB **Barrett Ruud** and LB **Jonathan Vilma** placed on exempt-Commissioner permission.
10 – Signed T **Bryce Harris** from Atlanta practice squad. Re-signed WR **Adrian Arrington**. Placed LB **Jonathan Vilma** on Reserve/Physically Unable to Perform. Waived and reached an injury settlement with RB **Joe Banyard**.
11 – LB **Barrett Ruud** removed from exempt-commissioner permission.
12 –Re-signed WR **Greg Camarillo** to a one-year contract. Placed WR **Adrian Arrington** on Reserve/Injured.
19 – Re-signed CB **Elbert Mack** to a one-year contract. Waived CB **Jerome Murphy**. Waived and reached an injury settlement with WR **Adrian Arrington**.
26 – Released WR **Greg Camarillo**. Activated LB **Ramon Humber** from Reserve/Suspended by Commissioner.

OCTOBER
3 – Re-signed WR **Greg Camarillo** to a one-year contract. Released CB **Elbert Mack**.
8 – Re-signed CB **Elbert Mack** to a one-year contract. Released LB **Barrett Ruud**.
20 – Terminated contract of WR **Greg Camarillo**. Activated LB **Jonathan Vilma** from Reserve/Physically Unable to Perform.

NOVEMBER
1 – Re-signed WR **Greg Camarillo** to a one-year contract. Released TE **Daniel Graham**.
6 – Released CB **Nick Hixson** from Practice Squad CB **A.J. Davis** re-signed to Practice Squad.
9 – Terminated Practice Squad contract of QB **Sean Canfield**. WR **Andy Tanner** re-signed to practice squad.
21 – Terminated Practice Squad contract of G **Harland Gunn** (Signed to Atlanta active roster). G **Jermarcus Hardrick** signed to practice squad. Released WR **Greg Camarillo**. Signed T **William Robinson**.
27 – Signed TE **Michael Higgins** to active roster from Practice Squad. Placed T **Bryce Harris** on Reserve/Injured. Signed G **Ryan Lee** to Practice Squad.

DECEMBER
6 – Terminated Practice Squad contract of LB **Ezra Butler**. WR **Saalim Hakim** signed to Practice Squad.
11 – Released T **Fenuki Tupou** from Injured Reserve.
15 – Placed T **Charles Brown** and S **Malcolm Jenkins** on Reserve/Injured. G **Ricky Henry** and S **Jerico Nelson** signed to active roster from Practice Squad.
(continued on next page)

TRANSACTIONSLOG (7/2/12–6/11/13)

2012TransactionsLog

DECEMBER (continued)
17 – Signed CB **Phillip Thomas** and G **Wayne Tribue** to Practice Squad.
18 – Placed CB **Corey White** on Reserve/Injured. WR **Saalim Hakim** signed to active roster from Practice Squad.
19 – Placed G **Ryan Lee** on practice squad Reserve/Injured. Signed DB **Ryan Steed** and WR **Andy Tanner** to Practice Squad.
29 – Placed RB **Pierre Thomas** on Reserve/Injured. CB **A.J. Davis** signed to active roster from Practice Squad. Agreed in principle to a five-year contract extension with head coach **Sean Payton**.

2013TransactionsLog

JANUARY
2 – Signed DE **Braylon Broughton**, WR **Jarred Fayson**, G **Ryan Lee**, DB **Ryan Steed** andWR **Andy Tanner** to reserve/future contracts.
4 – Signed WR **Preston Parker** and DE **Jay Richardson** to reserve/future contracts.
7 – Signed LB **Austin Johnson** and CB **Duib Turner** to reserve/future contracts.
9 – Signed head coach **Sean Payton** to a five-year contract extension.
24 – Relieved defensive coordinator **Steve Spagnuolo** and secondary coach **Ken Flajole** of their duties.

FEBRUARY
9 – Hired defensive coordinator **Rob Ryan** and assistant special teams coach **Stan Kwan**.
14 – Re-signed S **Rafael Bush**, TE **Michael Higgins** and C/G **Eric Olsen**.
16 – Named running backs coach **Bret Ingalls** as offensive line coach. Hired running backs coach **Dan Roushar**.
19 – Terminated contract of TE **David Thomas** and waived CB **Johnny Patrick**.
25 – Hired **Wesley McGriff** as secondary coach.

MARCH
9 – Agreed to terms with LB **Junior Galette** on a three-year contract.
12 – Terminated contract of LB **Will Herring**.
13 – Agreed to terms with LS **Justin Drescher** on a four-year contract.
14 – Signed CB **Keenan Lewis** to a five-year contract.
18 – Signed TE **Benjamin Watson** to a three-year contract. Agreed to terms with LB **Ramon Humber** and WR **Courtney Roby** on one-year contracts.
26 – Re-signed LB **Will Herring** to a one-year contract.
28 – Agreed to terms with LB **Victor Butler** (UFA-Dal.) on a two-year contract.

APRIL
1 – Agreed to terms with DE **Kenyon Coleman** (UFA-Dal.) and QB **Luke McCown** (UFA-Atl.) on one-year contracts.
8 – Agreed to terms with S **Jim Leonhard** (UFA-Den.) on a one-year contract.
10 – Re-signed C **Brian de la Puente** (RFA) to a one-year contract.
11 – Agreed to terms with T **Jason Smith** on a one-year contract.
15 – Signed QB **Seneca Wallace** to a one-year contract.
19 – Re-signed RB **Chris Ivory** (RFA) to a one-year contract.
22 – Signed LB **Scott Fujita** to a one-day contract. Announced the retirement of Fujita.
26 – Acquired a fourth round draft choice from the New York Jets in exchange for RB **Chris Ivory** (RFA).
28 – Agreed to terms with the following undrafted free agents: QB **Ryan Griffin**, LBs **Eric Martin**, **Kevin Reddick**, **Ray Shipman** and **Chase Thomas**, DE **Glenn Foster**, TEs **Josh Hill** and **Keavon Milton**, RB **Shawne Alston**, CBs **Ryan Lacy** and **Rod Sweeting**, C **Elliott Mealer** and G **Tim Lelito**.

MAY
9 – Signed S **Kenny Vaccaro**, T **Terron Armstead**, WR **Kenny Stills** and LB **Rufus Johnson** to four-year contracts.
10 – Signed DT **John Jenkins** to a four-year contracts.
13 – Signed DE **Baraka Atkins**, WR **Brent Leonard**, DB **Korey Lindsey**, K **Jose Maltos**, RB **Khiry Robinson** and G **Jeremiah Warren**. Waived RB **Shawne Alston**, RB **Ryan Lacy** and C **Ryan Lee**.
16 – Agreed to terms with DT **Isaako Aaitui** on a two-year contract.
20 – Waived DE **Braylon Broughton**.
23 –Waived DE **Greg Romeus**.

JUNE
11 – Signed CB **Chris Carr** to a one-year contract.

VS.
WASHINGTON

GAME 1

REDSKINS: 40 SAINTS: 32
MERCEDES-BENZ SUPERDOME
NEW ORLEANS, LA. - 9/9/12
ATTENDANCE: 72,180 TIME: 3:42

New Orleans fell to the Redskins in the season opener at the Mercedes-Benz Superdome, despite rebounding from a fourth quarter 16-point deficit to be within a touchdown and two-point conversion at the Washington 39-yard line for a final play that ended in an interception.

The Redskins would get on the scoreboard on their first possession with a 37-yard field goal by K **Billy Cundiff**. New Orleans would take the ball back and QB **Drew Brees** would engineer a quick seven-play, 80-yard drive ending with a 20-yard scoring strike to TE **Jimmy Graham**. However the Redskins would strike back on the first play of their next drive when QB **Robert Griffin III** connected on an 88-yard laser to WR **Pierre Garcon** for the signal-caller's first career NFL touchdown pass.

Washington jumped ahead to a 20-7 lead in the second quarter after a TD pass from Griffin to WR **Aldrick Robinson**, followed by a 41-yard field goal by Cundiff. The Saints would cut their deficit to six points at the end of the half though when DE **Martez Wilson** blocked a punt and WR **Courtney Roby** recovered it and returned it for a touchdown. However, the Redskins answered at the start of the second half with a six-play, 77-yard drive that ended with a one-yard scoring run by rookie RB **Alfred Morris**. Following another Cundiff field goal, K **Garrett Hartley** booted a 21-yard kick to cut the deficit at the end of the third quarter to 30-17. Cundiff responded with a 45-yard field goal. The Saints would move back within eight on a six-play, 58-yard drive as Brees found WR **Lance Moore** on a 33-yard TD with RB **Darren Sproles** running for a two point conversion.

However, two interceptions by Brees in the final 3:39 of the contest would keep the deficit at eight points.

GAME NOTES

The contest was the first season opener at home New Orleans had dropped since falling to the Seattle Seahawks 21-7 on September 12, 2004.

WR Lance Moore had six catches for 120 yards, his fifth game and first since 2010 where he crossed the 100-yard milestone.

At the end of the first half, DE Martez Wilson blocked a punt that was recovered and returned for a TD by WR Courtney Roby.

SAINTS–REDSKINS GAME SUMMARY

Washington Redskins	**10**	**10**	**10**	**10**	**-**	**40**
New Orleans Saints	**7**	**7**	**3**	**15**	**-**	**32**

Team	Qtr	Time	Play Description (Extra Point) (Drive Info)	V-H
WAS	1	7:05	Cundiff 37 FG (12-49, 7:29)	3-0
NO	1	3:49	J. Graham 20 pass from Brees (Hartley kick) (7-80, 3:16)	3-7
WAS	1	3:28	Garcon 88 pass from Griffin (Cundiff kick) (1-88, 0:21)	10-7
WAS	2	11:33	Robinson 5 pass from Griffin (Cundiff kick) (12-57, 6:20)	17-7
WAS	2	6:08	Cundiff 41 FG (7-29, 3:05)	20-7
NO	2	0:40	Roby 4 return of blocked punt (Hartley kick)	20-14
WAS	3	11:24	Morris 1 run (Cundiff kick) (6-77, 3:36)	27-14
WAS	3	7:10	Cundiff 37 FG (8-45, 3:40)	30-14
NO	3	1:50	Hartley 21 FG (12-87, 5:20)	30-17
WAS	4	10:59	Cundiff 45 FG (12-53, 5:51)	33-17
NO	4	6:19	Moore 33 pass from Brees (Sproles run) (6-58, 1:04)	33-25
WAS	4	3:18	Morris 3 run (Cundiff kick) (1-3, 0:05)	40-25
NO	4	2:25	Sproles 2 pass from Brees (Hartley kick) (10-80, 0:53)	40-32

FIELD GOALS (made () and missed)
NO: Hartley (21)
WAS: Cundiff (37) (41) (37) (45)

1 VS. WASHINGTON

WASHINGTON REDSKINS

RUSHING	ATT	YDS	AVG	LG	TD
Morris	28	96	3.4	18	2
Griffin	9	42	4.7	12	0
Royster	2	10	5.0	8	0
Young	2	3	1.5	2	0
Helu	2	2	1.0	1	0
Total	43	153	3.6	18	2

PASSING	ATT	CMP	YDS	SK/YD	TD	LG	INT
Griffin	26	19	320	2/14	2	88t	0
Total	26	19	320	2/14	2	88t	0

RECEIVING	NO	YDS	AVG	LG	TD
Garcon	4	109	27.3	88t	1
Robinson	4	52	13.0	29	1
Moss	3	47	15.7	27	0
Helu	3	25	8.3	21	0
Davis	2	38	19.0	26	0
Paulsen	1	22	22.0	22	0
Morgan	1	21	21.0	21	0
Banks	1	6	6.0	6	0
Total	19	310	16.8	88t	2

INT	NO	YDS	AVG	LG	TD
Gomes	1	49	49.0	49	0
Doughty	1	1	1.0	1	0
Total	2	50	25.0	49	0

PUNTING	NO	YDS	AVG	TB	I20	LG
Rocca	3	139	46.3	1	0	58
[BLOCKED]	1	0	0.0	0	0	0
Total	4	139	34.8	1	0	58

PT RET	NO	YDS	AVG	FC	LG	TD
Banks	4	34	8.5	0	20	0
Total	4	34	8.5	0	20	0

KO RET	NO	YDS	AVG	FC	LG	TD
Banks	2	49	24.5	0	27	0
Total	2	49	24.5	0	27	0

NEW ORLEANS SAINTS

RUSHING	ATT	YDS	AVG	LG	TD
P. Thomas	4	17	4.8	9	0
Ingram	6	15	2.5	6	0
Total	10	32	3.2	9	0

PASSING	ATT	CMP	YDS	SK/YD	TD	LG	INT
Brees	52	24	339	2/16	3	33t	2
Total	52	24	339	2/16	3	33t	2

RECEIVING	NO	YDS	AVG	LG	TD
Moore	6	120	20.0	33t	1
J. Graham	6	85	14.2	23	1
Sproles	5	35	7.0	17	1
Colston	4	71	17.8	25	0
P. Thomas	1	12	12.0	12	0
Henderson	1	11	11.0	11	0
D. Thomas	1	5	5.0	5	0
Total	24	339	14.1	33t	3

INT	NO	YDS	AVG	LG	TD
Total	0	0	0.0	0	0

PUNTING	NO	YDS	AVG	TB	I20	LG
Morstead	5	278	55.6	0	0	59
Total	5	278	55.6	0	0	59

PT RET	NO	YDS	AVG	FC	LG	TD
Sproles	2	14	7.0	0	9	0
Total	2	14	7.0	0	9	0

KO RET	NO	YDS	AVG	FC	LG	TD
Sproles	3	103	34.3	0	48	0
Total	3	103	34.3	0	48	0

TEAM STATISTICS	WAS	NO
TOTAL FIRST DOWNS	22	24
By Rushing	7	2
By Passing	13	17
By Penalty	2	5
3rd DOWN EFFICIENCY	4-15-27%	2-11-18%
4th DOWN EFFICIENCY	1-1-100%	2-2-100%
TOTAL NET YARDS	459	358
Total Plays	71	64
Avg. Per Play	6.5	5.6
NET YARDS RUSHING	153	32
Total Rushes	43	10
Avg. Per Play	3.6	3.2
Tackles For Loss-Yards	3-6	1-1
NET YARDS PASSING	306	326
Sacked-Yards Lost	2-14	2-13
Gross Yards	320	339
PASSING: Att.-Comp.-INT	26-19-0	52-24-2
Avg. Per Play	10.9	6.0
KICKOFFS: No.-In EZ-Touchbacks	9-9-6	6-5-4
PUNTS: No.-Avg.	4-34.8	5-55.6
Had Blocked	1	0

TEAM STATISTICS	WAS	NO
FGs-PATs HAD BLOCKED	0-0	0-0
Net Punting Avg.	26.3	48.8
TOTAL RETURN YARDAGE	84	14
No. and Yards Punt Returns	4-34	2-14
No. and Yards Kickoff Returns	2-49	3-103
No. and Yards Interception Returns	2-50	0-0
PENALTIES: No.-Yds.	12-127	12-107
FUMBLES: No.-Lost	3-0	1-1
TOUCHDOWNS	4	4
Rushing	2	0
Passing	2	3
Others (Blocked kicks etc.)	0	1
EXTRA POINTS: Made-Att.	4-4	4-4
Kicking: Made-Att.	4-4	3-3
Rushing: Made-Att.	0-0	1-1
FIELD GOALS: Made-Att.	4-4	1-1
RED ZONE EFFICIENCY	3-5-60%	1-2-50%
GOAL-TO-GO EFFICIENCY	3-3-100%	1-2-50%
SAFETIES	0	0
FINAL SCORE	40	32
TIME OF POSSESSION	39:10	20:50



AT
CAROLINA
GAME 2



PANTHERS: 35 SAINTS: 27
BANK OF AMERICA STADIUM
CHARLOTTE, N.C. - 9/16/12
ATTENDANCE: 72,879 TIME: 3:09

On their first road trip of the season, the Saints would drop to 0-2 as they would receive a rude awakening to division play by the Panthers.

Despite outgaining Carolina on the afternoon, winning the time of possession battle, only committing two penalties and picking up four more first downs than their opponents, the Saints were victimized by losing the turnover battle 2-1, including an interception return for a TD by Panthers S **Charles Godfrey**.

The host Panthers came back from a 13-7 deficit and built up a 21-13 halftime advantage with a pair of touchdowns in the final 3:33 of the second quarter to go with Godfrey's first quarter interception return for a score.

After the two clubs traded punts to open up the second half, a three-yard touchdown from Panthers RB **DeAngelo Williams** put the Panthers ahead 28-13. Towards the end of the third quarter and the start of the final period, the Saints offense moved the ball 68 yards and RB **Mark Ingram** punched in a one-yard run of his own to put the Black and Gold back within eight points with 12:53 remaining in the contest.

GAME NOTES

RB Darren Sproles had 128 yards receiving on 13 catches, tied for the second-highest single-game receptions total in franchise history.

QB Drew Brees completed 31-of-49 passes for 325 yards with one TD pass.

DE Cameron Jordan recorded his first sack of the season, the start to a campaign where he would end up leading the team and setting a career-high with eight takedowns.

RB Pierre Thomas reached the century mark for the first time since the 2009 season as he carried nine times for 110 yards, also adding 33 yards receiving.

However, a subsuquent 66-yard pass play from Panthers QB **Cam Newton** to WR **Steve Smith** helped set up a five-yard touchdown run by the second-year signal-caller. Brees would then sneak up the middle for a one-yard touchdown with 1:55 remaining in the contest and the Saints defense would force a quick three-and-out, using up just over a minute. However, Brees would be picked off by Carolina LB **Jon Beason** with 22 seconds left in the contest to end the Saints' chances at a dramatic comeback.

SAINTS–PANTHERS GAME SUMMARY

New Orleans Saints	**10**	**3**	**0**	**14**	**-**	**27**
Carolina Panthers	**7**	**14**	**7**	**7**	**-**	**35**

Team	Qtr	Time	Play Description (Extra Point) (Drive Info)	V-H
NO	1	9:39	J. Graham 1 pass from Brees (Hartley kick) (11-80, 5:21)	7-0
CAR	1	5:33	Godfrey 9 interception return (Medlock kick)	7-7
NO	1	1:26	Hartley 22 FG (10-76, 4:07)	10-7
NO	2	7:08	Hartley 53 FG (11-57, 4:36)	13-7
CAR	2	3:33	Stewart 17 pass from Newton (Medlock kick) (8-74, 3:35)	13-14
CAR	2	0:11	Tolbert 2 run (Medlock kick) (8-58, 2:20)	13-21
CAR	3	8:17	Williams 3 run (Medlock kick) (6-80, 3:04)	13-28
NO	4	12:53	Ingram 1 run (Hartley kick) (9-68, 3:35)	20-28
CAR	4	9:55	Newton 5 run (Medlock kick) (6-80, 2:58)	20-35
NO	4	1:55	Brees 1 run (Hartley kick) (12-81, 2:54)	27-35

FIELD GOALS (made () and missed)
NO: Hartley (22) (53)

CAR: None

2 @ CAROLINA

NEW ORLEANS SAINTS

RUSHING	ATT	YDS	AVG	LG	TD
P. Thomas	9	110	12.2	48	0
Ingram	16	53	3.3	12	1
Brees	2	0	0.0	1t	1
Total	27	163	6.0	48	2

PASSING	ATT	CMP	YDS	SK/YD	TD	LG	INT
Brees	49	31	325	1/2	1	29	2
Total	49	31	325	1/2	1	29	2

RECEIVING	NO	YDS	AVG	LG	TD
Sproles	13	128	9.8	25	0
J. Graham	7	71	10.1	17	1
P. Thomas	4	33	8.3	12	0
Colston	3	49	16.3	29	0
Moore	2	30	15.0	17	0
Roby	1	9	9.0	9	0
Morgan	1	5	5.0	5	0
Total	31	325	10.5	29	1

INT	NO	YDS	AVG	LG	TD
Total	0	0	0.0	0	0

PUNTING	NO	YDS	AVG	TB	I20	LG
Morstead	3	148	49.3	1	1	65
Total	3	148	49.3	1	1	65

PT RET	NO	YDS	AVG	FC	LG	TD
Sproles	2	30	15.0	1	16	0
Total	2	30	15.0	1	16	0

KO RET	NO	YDS	AVG	FC	LG	TD
Sproles	2	52	26.0	0	38	0
Galette	1	2	2.0	0	2	0
Total	3	54	18.0	0	38	0

CAROLINA PANTHERS

RUSHING	ATT	YDS	AVG	LG	TD
Newton	13	71	5.5	40	1
Williams	14	69	4.9	27	1
Stewart	11	51	4.6	16	0
LaFell	1	25	25.0	25	0
Tolbert	2	3	1.5	2t	1
Total	41	219	5.3	40	3

PASSING	ATT	CMP	YDS	SK/YD	TD	LG	INT
Newton	20	14	253	1/9	1	66	0
Total	20	14	253	1/9	1	66	0

RECEIVING	NO	YDS	AVG	LG	TD
LaFell	6	90	15.0	27	0
Smith	3	104	34.7	66	0
Tolbert	2	23	11.5	20	0
Stewart	1	17	17.0	17t	1
Olsen	1	13	13.0	13	0
Pilares	1	6	6.0	6	0
Total	14	253	18.1	66	1

INT	NO	YDS	AVG	LG	TD
Godfrey	1	9	9.0	9t	1
Beason	1	2	2.0	2	0
Total	2	11	5.5	9t	1

PUNTING	NO	YDS	AVG	TB	I20	LG
Nortman	5	229	45.8	1	2	58
Total	5	229	45.8	1	2	58

PT RET	NO	YDS	AVG	FC	LG	TD
Adams	1	14	14.0	0	14	0
Total	1	14	14.0	0	14	0

KO RET	NO	YDS	AVG	FC	LG	TD
Adams	3	72	24.0	0	24	0
Total	3	72	24.0	0	24	0

TEAM STATISTICS	NO	CAR
TOTAL FIRST DOWNS	27	23
By Rushing	8	12
By Passing	19	10
By Penalty	0	1
3rd DOWN EFFICIENCY	7-13-54%	6-12-50%
4th DOWN EFFICIENCY	0-1-0%	0-1-0%
TOTAL NET YARDS	486	463
Total Plays	77	62
Avg. Per Play	6.3	7.5
NET YARDS RUSHING	163	219
Total Rushes	27	41
Avg. Per Play	6.0	5.3
Tackles For Loss-Yards	0-0	3-4
NET YARDS PASSING	323	244
Sacked-Yards Lost	1-2	1-9
Gross Yards	325	253
PASSING: Att.-Comp.-INT	49-31-2	20-14-0
Avg. Per Play	6.5	11.6
KICKOFFS: No.-In EZ-Touchbacks	6-4-2	6-5-3
PUNTS: No.-Avg.	3-49.3	5-45.8
Had Blocked	0	0

TEAM STATISTICS	NO	CAR
FGs-PATs HAD BLOCKED	0-0	0-0
Net Punting Avg.	38.0	35.8
TOTAL RETURN YARDAGE	30	25
No. and Yards Punt Returns	2-30	1-14
No. and Yards Kickoff Returns	3-54	3-72
No. and Yards Interception Returns	0-0	2-11
PENALTIES: No.-Yds.	2-23	4-34
FUMBLES: No.-Lost	1-0	1-1
TOUCHDOWNS	3	5
Rushing	2	3
Passing	1	1
Interceptions	0	1
EXTRA POINTS: Made-Att.	3-3	5-5
Kicking: Made-Att.	3-3	5-5
FIELD GOALS: Made-Att.	2-2	0-0
RED ZONE EFFICIENCY	3-4-75%	4-5-80%
GOAL-TO-GO EFFICIENCY	3-4-75%	3-3-100%
SAFETIES	0	0
FINAL SCORE	27	35
TIME OF POSSESSION	30:24	29:36

VS.

KANSAS CITY

GAME 3

CHIEFS: 27 SAINTS: 24
MERCEDES-BENZ SUPERDOME
NEW ORLEANS, LA. - 9/23/12
ATTENDANCE: 72,226 TIME: 3:54

New Orleans' season continued to get off to a rocky start as they dropped to 0-3 after falling to the Chiefs in an overtime contest at the Mercedes-Benz Superdome.

The Saints would fall to their third consecutive defeat to open the season after leading 24-6 in the contest with 5:36 remaining in the third quarter, as the Chiefs would score 21 unanswered points, ending with a 31-yard field goal by Kansas City K **Ryan Succop** in overtime.

New Orleans got the ball first and established a 7-0 lead on a six-play, 83-yard drive ending with a nine-yard touchdown pass from QB **Drew Brees** to WR **Lance Moore**. After Succop answered with his first of six field goals, the Saints were held to a field goal on their next possession after a pass play from Brees to TE **Jimmy Graham** was denied a first down following a Chiefs replay challenge.

With the Saints leading 10-6 at halftime following Succop's second field goal, New Orleans LB **Jonathan Casillas** recovered a fumble following a successful replay challenge and five plays later, Brees connected with Graham on a one-yard score. CB **Jabari Greer**'s 28-yard interception on second-and-12 swung the momentum further in the Saints' favor giving them the ball at Kansas City's seven-yard line. Brees hit FB **Jed Collins** on a six-yard pass play for a touchdown and a 24-6 lead.

However on the Chiefs' next play from scrimmage, RB **Jamaal Charles** took a rush 91 yards for a score. This would be the first of 21 unanswered points for the Chiefs, two off a safety and four more field goals, including Succop's game-ending 31-yarder after the teams traded punts at the start of overtime.

GAME NOTES

TE Jimmy Graham scored on a one-yard grab, making him the first Saint to a have a TD catch in six straight games, joining RBs Pierre Thomas and Dalton Hilliard as the only to score a TD in six straight games.

Despite the loss, New Orleans won the turnover battle 3-1 with fumble recoveries by DE Cameron Jordan and LB Jonathan Casillas and a pick by CB Jabari Greer.

SAINTS–CHIEFS GAME SUMMARY

Kansas City Chiefs	**3**	**3**	**7**	**11**	**3**	**27**
New Orleans Saints	**7**	**3**	**14**	**0**	**0**	**24**

Team	Qtr	Time	Play Description (Extra Point) (Drive Info)	V-H
NO	1	12:18	Moore 9 pass from Brees (Hartley kick) (6-83, 2:42)	0-7
KC	1	4:51	Succop 25 FG (14-82, 7:27)	3-7
NO	2	14:55	Hartley 40 FG (10-65, 4:56)	3-10
KC	2	4:41	Succop 45 FG (5-18, 1:34)	6-10
NO	3	13:10	J. Graham 1 pass from Brees (Hartley kick) (5-19, 1:41)	6-17
NO	3	5:36	Collins 6 pass from Brees (Hartley kick) (2-7, 0:45)	6-24
KC	3	5:18	Charles 91 run (Succop kick) (1-91, 0:18)	13-24
KC	4	13:40	Succop 34 FG (8-52, 3:48)	16-24
KC	4	9:11	Succop 38 FG (9-50, 3:32)	19-24
KC	4	5:33	Brees sacked in end zone by Houston for a safety	21-24
KC	4	0:03	Succop 43 FG (13-37, 5:30)	24-24
KC	OT	6:27	Succop 31 FG (12-40, 5:19)	27-24

FIELD GOALS (made () and missed)
KC: Succop (25) (45) (34) (38) (43) (31)
NO: Hartley (40) 38WR

3 VS. KANSAS CITY

KANSAS CITY CHIEFS

RUSHING	ATT	YDS	AVG	LG	TD
Charles	33	233	7.1	91t	1
Draughn	7	22	3.1	7	0
Hillis	3	11	3.7	5	0
McCluster	1	5	5.0	5	0
Cassel	1	2	2.0	2	0
Total	45	273	6.1	91t	1

PASSING	ATT	CMP	YDS	SK/YD	TD	LG	INT
Cassel	44	26	248	3/11	0	20	1
Total	44	26	248	3/11	0	20	1

RECEIVING	NO	YDS	AVG	LG	TD
Bowe	7	79	11.3	17	0
Charles	6	55	9.2	19	0
Baldwin	3	36	12.0	14	0
McCluster	3	28	9.3	20	0
Draughn	3	26	8.7	11	0
Moeaki	2	12	6.0	7	0
Maneri	1	10	10.0	10	0
Breaston	1	2	2.0	2	0
Total	26	248	9.5	20	0

INT	NO	YDS	AVG	LG	TD
Routt	1	32	32.0	32	0
Total	1	32	32.0	32	0

PUNTING	NO	YDS	AVG	TB	I20	LG
Colquitt	5	208	41.6	0	4	55
Total	5	208	41.6	0	4	55

PT RET	NO	YDS	AVG	FC	LG	TD
Arenas	3	40	13.3	0	24	0
Total	3	40	13.3	0	24	0

KO RET	NO	YDS	AVG	FC	LG	TD
Arenas	3	58	19.3	0	27	0
Draughn	2	37	18.5	0	23	0
Total	5	95	19.0	0	27	0

NEW ORLEANS SAINTS

RUSHING	ATT	YDS	AVG	LG	TD
Sproles	7	62	8.9	47	0
P. Thomas	6	11	1.8	5	0
Ingram	5	11	2.2	4	0
Brees	1	-1	-1.0	-1	0
Total	19	83	4.4	47	0

PASSING	ATT	CMP	YDS	SK/YD	TD	LG	INT
Brees	36	20	240	4/35	3	36	1
Total	36	20	240	4/35	3	36	1

RECEIVING	NO	YDS	AVG	LG	TD
Moore	4	70	17.5	34	1
P. Thomas	4	55	13.8	27	0
Henderson	4	53	13.3	36	0
J. Graham	4	16	4.0	7	1
Colston	3	40	13.3	19	0
Collins	1	6	6.0	6t	1
Total	20	240	12.0	36	3

INT	NO	YDS	AVG	LG	TD
Greer	1	28	28.0	28	0
Total	1	28	28.0	28	0

PUNTING	NO	YDS	AVG	TB	I20	LG
Morstead	6	335	55.8	1	1	70
Total	6	335	55.8	1	1	70

PT RET	NO	YDS	AVG	FC	LG	TD
Sproles	1	2	2.0	1	2	0
Total	1	2	2.0	1	2	0

KO RET	NO	YDS	AVG	FC	LG	TD
Sproles	4	107	26.8	0	38	0
Collins	1	0	0.0	0	0	0
Total	5	107	21.4	0	38	0

TEAM STATISTICS	KC	NO
TOTAL FIRST DOWNS	27	14
By Rushing	10	2
By Passing	16	12
By Penalty	1	0
3rd DOWN EFFICIENCY	7-18-39%	5-13-38%
4th DOWN EFFICIENCY	2-2-100%	0-0-0%
TOTAL NET YARDS	510	288
Total Plays	92	59
Avg. Per Play	5.5	4.9
NET YARDS RUSHING	273	83
Total Rushes	45	19
Avg. Per Play	6.1	4.4
Tackles For Loss-Yards	6-12	3-4
NET YARDS PASSING	237	205
Sacked-Yards Lost	3-11	4-35
Gross Yards	248	240
PASSING: Att.-Comp.-INT	44-26-1	36-20-1
Avg. Per Play	5.0	5.1
KICKOFFS: No.-In EZ-Touchbacks	7-6-2	7-6-2
PUNTS: No.-Avg.	5-41.6	6-55.8
Had Blocked	0	0

TEAM STATISTICS	KC	NO
FGs-PATs HAD BLOCKED	0-0	0-0
Net Punting Avg.	41.2	45.8
TOTAL RETURN YARDAGE	72	30
No. and Yards Punt Returns	3-40	1-2
No. and Yards Kickoff Returns	5-95	5-107
No. and Yards Interception Returns	1-32	1-28
PENALTIES: No.-Yds.	6-40	4-45
FUMBLES: No.-Lost	2-2	0-0
TOUCHDOWNS	1	3
Rushing	1	0
Passing	0	3
EXTRA POINTS: Made-Att.	1-1	3-3
Kicking: Made-Att.	1-1	3-3
FIELD GOALS: Made-Att.	6-6	1-2
RED ZONE EFFICIENCY	0-4-0%	3-4-75%
GOAL-TO-GO EFFICIENCY	0-0-0%	3-3-100%
SAFETIES	1	0
FINAL SCORE	27	24
TIME OF POSSESSION	42:32	26:01



AT
GREEN BAY

GAME 4

PACKERS: 28 SAINTS: 27
LAMBEAU FIELD
GREEN BAY, WI. - 9/30/12
ATTENDANCE: 70,571 TIME: 3:18



Despite the loss, the 0-4 Saints put together their most impressive performance of the season to date as they were a missed field goal following a pair of penalties away from defeating the Packers at Lambeau Field with under three minutes remaining in the contest.

New Orleans had rebounded from a 21-7 second quarter deficit to take a 24-21 lead on an 80-yard touchdown pass from QB **Drew Brees** to WR **Joseph Morgan** in the third quarter. On Green Bay's next drive at the end of the third quarter, CB **Patrick Robinson** picked off Packers QB **Aaron Rodgers** at the New Orleans 34-yard line. A 27-yard field goal by K **Garrett Hartley** at the start of the fourth quarter would put the Saints ahead 27-21.

The Packers and Saints would then trade punts, but when Green Bay got the ball back, Rodgers would find WR **Jordy Nelson** for an 11-yard touchdown with seven minutes remaining. New Orleans would get the ball back at their 31-yard line and Brees would engineer a drive that included a fourth-and-two conversion on a six-yard pass play to WR **Lance Moore** where the Saints would eventually advance to the Green Bay 25. However a 43-yard field goal by Hartley was nullified by the holding penalty. After a Green Bay encroachment foul, Hartley's subsequent 48-yard attempt was wide left.

In his most impressive performance of the season to date, Brees completed 35-of-54 passes for 446 yards with three touchdowns and a 109.0 passer rating. His first quarter 20-yard touchdown to WR **Marques Colston** marked his 47th consecutive contest with a scoring throw, tying an NFL record with former Baltimore Colts signal-caller **Johnny Unitas**, who set the mark in 1960. It was the second-highest yardage total in his career and franchise history to date, a figure that he would tie later in the season. Colston led all receivers with nine receptions for a 153 yards.

GAME NOTES

New Orleans won the battle of time of possesion, holding the ball for 30:28, including a 15-play drive at the start of the third quarter that ended at the Green Bay two-yard line, finishing with a field goal.

QB Drew Brees had 35 completions on 54 attempts for 446 yards and three TDs, as his first quarter 20-yard scoring throw to WR Marques Colston marked the 47th straight game he threw a TD, tying him with Johnny Unitas for the NFL record.

SAINTS–PACKERS GAME SUMMARY

New Orleans Saints	**7**	**7**	**10**	**3**	**-**	**27**
Green Bay Packers	**7**	**14**	**0**	**7**	**-**	**28**

Team	Qtr	Time	Play Description (Extra Point) (Drive Info)	V-H
GB	1	9:02	J. Jones 12 pass from Rodgers (Crosby kick) (7-62, 2:04)	0-7
NO	1	3:33	Colston 20 pass from Brees (Hartley kick) (10-80, 5:29)	7-7
GB	2	14:15	Jennings 9 pass from Rodgers (Crosby kick) (11-80, 4:18)	7-14
GB	2	4:50	J. Jones 14 pass from Rodgers (Crosby kick) (13-92, 6:08)	7-21
NO	2	0:27	Sproles 6 pass from Brees (Hartley kick) (12-80, 4:23)	14-21
NO	3	9:41	Hartley 20 FG (15-72, 5:19)	17-21
NO	3	3:49	Morgan 80 pass from Brees (Hartley kick) (4-92, 1:21)	24-21
NO	4	13:04	Hartley 27 FG (11-57, 4:31)	27-21
GB	4	7:00	Nelson 11 pass from Rodgers (Crosby kick) (7-57, 3:25)	27-28

FIELD GOALS (made () and missed)
NO: Hartley (20) (27) 48 WL

GB: None

4 @ GREEN BAY

NEW ORLEANS SAINTS

RUSHING	ATT	YDS	AVG	LG	TD
Sproles	5	20	4.0	9	0
P. Thomas	9	14	1.6	6	0
Ingram	5	11	2.2	3	0
Total	19	45	2.4	9	0

PASSING	ATT	CMP	YDS	SK/YD	TD	LG	INT
Brees	54	35	446	2/17	3	80t	0
Total	54	35	446	2/17	3	80t	0

RECEIVING	NO	YDS	AVG	LG	TD
Colston	9	153	17.0	27	1
J. Graham	7	76	10.9	24	0
Moore	7	67	9.6	19	0
Sproles	5	44	8.8	20	1
P. Thomas	2	-1	-0.5	3	0
Morgan	1	80	80.0	80t	1
Collins	1	12	12.0	12	0
Henderson	1	10	10.0	10	0
D. Thomas	1	6	6.0	6	0
Ingram	1	-1	-1.0	-1	0
Total	35	446	12.7	80	3

INT	NO	YDS	AVG	LG	TD
Robinson	1	0	0.0	0	0
Total	1	0	0.0	0	0

PUNTING	NO	YDS	AVG	TB	I20	LG
Morstead	3	108	36.0	0	1	48
Total	3	108	36.0	0	1	48

PT RET	NO	YDS	AVG	FC	LG	TD
Sproles	1	4	4.0	0	4	0
Total	1	4	4.0	0	4	0

KO RET	NO	YDS	AVG	FC	LG	TD
Sproles	3	91	30.3	0	35	0
Total	3	91	30.3	0	35	0

GREEN BAY PACKERS

RUSHING	ATT	YDS	AVG	LG	TD
Benson	18	84	4.7	9	0
Rodgers	5	13	2.6	10	0
Kuhn	1	5	5.0	5	0
Harrell	1	0	0.0	0	0
Total	25	102	4.1	10	0

PASSING	ATT	CMP	YDS	SK/YD	TD	LG	INT
Rodgers	41	31	319	0/0	4	20	1
Total	41	31	319	0/0	4	20	1

RECEIVING	NO	YDS	AVG	LG	TD
Nelson	8	93	11.6	18	1
Cobb	7	66	9.4	17	0
J. Jones	5	56	11.2	20	2
Finley	4	54	13.5	20	0
Benson	4	22	5.5	11	0
Crabtree	1	16	16.0	16	0
Jennings	1	9	9.0	9t	1
Driver	1	3	3.0	3	0
Total	31	319	10.3	20	4

INT	NO	YDS	AVG	LG	TD
Total	0	0	0.0	0	0

PUNTING	NO	YDS	AVG	TB	I20	LG
Masthay	2	82	41.0	0	1	47
Total	2	82	41.0	0	1	47

PT RET	NO	YDS	AVG	FC	LG	TD
Cobb	0	0	0.0	1	0	0
Total	0	0	0.0	1	0	0

KO RET	NO	YDS	AVG	FC	LG	TD
Cobb	3	88	29.3	0	34	0
Total	3	88	29.3	0	34	0

TEAM STATISTICS	NO	GB
TOTAL FIRST DOWNS	25	30
By Rushing	1	5
By Passing	23	21
By Penalty	1	4
3rd DOWN EFFICIENCY	9-17-53%	4-8-50%
4th DOWN EFFICIENCY	1-1-100%	1-1-100%
TOTAL NET YARDS	474	421
Total Plays	75	66
Avg. Per Play	6.3	6.4
NET YARDS RUSHING	45	102
Total Rushes	19	25
Avg. Per Play	2.4	4.1
Tackles For Loss-Yards	1-1	0-0
NET YARDS PASSING	429	319
Sacked-Yards Lost	2-17	0-0
Gross Yards	446	319
PASSING: Att.-Comp.-INT	54-35-0	41-31-1
Avg. Per Play	7.7	7.8
KICKOFFS: No.-In EZ-Touchbacks	6-6-3	5-4-2
PUNTS: No.-Avg.	3-36.0	2-41.0
Had Blocked	0	0

TEAM STATISTICS	NO	GB
FGs-PATs HAD BLOCKED	0-0	0-0
Net Punting Avg.	36.0	39.0
TOTAL RETURN YARDAGE	4	0
No. and Yards Punt Returns	1-4	0-0
No. and Yards Kickoff Returns	3-91	3-88
No. and Yards Interception Returns	1-0	0-0
PENALTIES: No.-Yds.	10-72	7-43
FUMBLES: No.-Lost	0-0	1-1
TOUCHDOWNS	3	4
Rushing	0	0
Passing	3	4
EXTRA POINTS: Made-Att.	3-3	4-4
Kicking: Made-Att.	3-3	4-4
FIELD GOALS: Made-Att.	2-3	0-0
RED ZONE EFFICIENCY	2-4-50%	4-5-80%
GOAL-TO-GO EFFICIENCY	1-2-50%	1-2-50%
SAFETIES	0	0
FINAL SCORE	27	28
TIME OF POSSESSION	30:28	29:32

VS.
SAN DIEGO
GAME 5

SAINTS: 31 CHARGERS: 24
MERCEDES-BENZ SUPERDOME
NEW ORLEANS, LA. - 10/7/12
ATTENDANCE: 73,109 TIME: 3:07

The Saints notched their first victory of the season, rebounding from a 24-14 third quarter deficit to score 17 unanswered points, the result of stong contributions from offense and defense. The prime-time win on national television also served as the showcase for the breaking of one of the NFL's most long-standing records.

After the Saints and the Chargers traded punts on their first two offensive possessions, San Diego got up 7-0, when QB **Philip Rivers** found former New Orleans WR **Robert Meachem** for a 15-yard touchdown. New Orleans would strike back when they got the ball as QB **Drew Brees** engineered a nine-play, 80-yard drive that ended with the signal-caller finding WR **Devery Henderson** for a 40-yard TD. Brees set an NFL record on the throw with a scoring pass in his 48th consecutive regular season game.

The Chargers took the lead back in the second quarter on a 20-yard field goal by K **Nick Novak**. However, New Orleans took their first lead on a 19-yard pass from Brees to WR **Marques Colston**. San Diego left the half with the lead following a 44-yard scoring toss from Rivers to Meachem.

Chargers RB **Ryan Mathews** extended San Diego's lead to 24-14 with a third quarter 13-yard run. However, after the clubs traded punts, New Orleans answered with another big play when Brees found Colston for a 16-yard TD and brought the Saints to within three. The third touch-down connection between the quarterback and wideout in the fourth quarter gave New Orleans a 28-24 lead.

San Diego threatened again, but Rivers was intercepted by S **Roman Harper**, setting up a 26-yard field goal by K **Garrett Hartley** with under three minutes left.

GAME NOTES

The win marks the only time the Saints have posted consecutive wins against San Diego.

With his first quarter 40-yard touchdown pass to WR Devery Henderson, QB Drew Brees set an NFL record with a scoring throw in his 48th consecutive game, breaking the previous NFL record of 47 set by Johnny Unitas in 1960. Brees' record ran from 2009-12, while Unitas set his initial record-setting tally from 1956-60.

SAINTS–CHARGERS GAME SUMMARY

San Diego Chargers	**7**	**10**	**7**	**0**	**-**	**24**
New Orleans Saints	**7**	**7**	**7**	**10**	**-**	**31**

Team	Qtr	Time	Play Description (Extra Point) (Drive Info)	V-H
SD	1	6:56	Meachem 15 pass from Rivers (Novak kick) (7-91, 3:26)	7-0
NO	1	2:58	Henderson 40 pass from Brees (Hartley kick) (9-80, 3:58)	7-7
SD	2	9:58	Novak 20 FG (8-63, 4:08)	10-7
NO	2	7:19	Colston 19 pass from Brees (Hartley kick) (7-80, 2:39)	10-14
SD	2	0:36	Meachem 44 pass from Rivers (Novak kick) (4-86, 1:12)	17-14
SD	3	12:27	Mathews 13 run (Novak kick) (3-25, 1:19)	24-14
NO	3	0:11	Colston 16 pass from Brees (Hartley kick) (9-87, 4:28)	24-21
NO	4	8:50	Colston 5 pass from Brees (Hartley kick) (9-90, 5:49)	24-28
NO	4	2:56	Hartley 26 FG (7-16, 2:49)	24-31

FIELD GOALS (made () and missed)
SD: Novak (20) 55 WL
NO: Hartley (26)

5 VS. SAN DIEGO

SAN DIEGO CHARGERS

RUSHING	ATT	YDS	AVG	LG	TD
Mathews	12	80	6.7	18	1
Brown	2	27	13.5	21	0
Battle	4	10	2.5	4	0
Total	18	117	6.5	21	1

PASSING	ATT	CMP	YDS	SK/YD	TD	LG	INT
Rivers	42	27	354	5/44	2	44t	1
Total	42	27	354	5/44	2	44t	1

RECEIVING	NO	YDS	AVG	LG	TD
Mathews	6	59	9.8	14	0
Floyd	5	108	21.6	39	0
Brown	5	47	9.4	11	0
Meachem	3	67	22.3	44t	2
Gates	3	19	6.3	13	0
Royal	2	31	15.5	20	0
Battle	2	7	3.5	4	0
Rosario	1	16	16.0	16	0
Total	27	354	13.1	44t	2

INT	NO	YDS	AVG	LG	TD
Jammer	1	9	9.0	9	0
Total	1	9	9.0	9	0

PUNTING	NO	YDS	AVG	TB	I20	LG
Scifres	4	182	45.5	0	3	61
Total	4	182	45.5	0	3	61

PT RET	NO	YDS	AVG	FC	LG	TD
Royal	2	16	8.0	0	11	0
Total	2	16	8.0	0	11	0

KO RET	NO	YDS	AVG	FC	LG	TD
Goodman	5	127	25.4	0	38	0
Total	5	127	25.4	0	38	0

NEW ORLEANS SAINTS

RUSHING	ATT	YDS	AVG	LG	TD
P. Thomas	9	30	3.3	8	0
Ingram	5	16	3.2	6	0
Sproles	5	9	1.8	5	0
Brees	2	-2	-1.0	-1	0
Total	21	53	2.5	8	0

PASSING	ATT	CMP	YDS	SK/YD	TD	LG	INT
Brees	45	29	370	3/19	4	41	1
Total	45	29	370	3/19	4	41	1

RECEIVING	NO	YDS	AVG	LG	TD
Colston	9	131	14.6	40	3
Henderson	8	123	15.4	41	1
Sproles	5	28	5.6	14	0
Camarillo	4	44	11.0	13	0
P. Thomas	2	40	20.0	36	0
J. Graham	1	4	4.0	4	0
Total	29	370	12.8	41	4

INT	NO	YDS	AVG	LG	TD
Harper	1	41	41.0	41	0
Total	1	41	41.0	41	0

PUNTING	NO	YDS	AVG	TB	I20	LG
Morstead	4	207	51.8	0	2	61
Total	4	207	51.8	0	2	61

PT RET	NO	YDS	AVG	FC	LG	TD
Sproles	2	2	1.0	2	2	0
Total	2	2	1.0	2	2	0

KO RET	NO	YDS	AVG	FC	LG	TD
Sproles	2	49	24.5	0	25	0
Total	2	49	24.5	0	25	0

TEAM STATISTICS	SD	NO
TOTAL FIRST DOWNS	27	21
By Rushing	6	1
By Passing	18	19
By Penalty	3	1
3rd DOWN EFFICIENCY	4-12-33%	9-16-56%
4th DOWN EFFICIENCY	0-0-0%	0-1-0%
TOTAL NET YARDS	427	404
Total Plays	65	69
Avg. Per Play	6.6	5.9
NET YARDS RUSHING	117	53
Total Rushes	18	21
Avg. Per Play	6.5	2.5
Tackles For Loss-Yards	1-4	2-2
NET YARDS PASSING	310	351
Sacked-Yards Lost	5-44	3-19
Gross Yards	354	370
PASSING: Att.-Comp.-INT	42-27-1	45-29-1
Avg. Per Play	6.6	7.3
KICKOFFS: No.-In EZ-Touchbacks	5-5-3	6-6-1
PUNTS: No.-Avg.	4-45.5	4-51.8
Had Blocked	0	0

TEAM STATISTICS	SD	NO
FGs-PATs HAD BLOCKED	0-0	0-0
Net Punting Avg.	45.0	47.8
TOTAL RETURN YARDAGE	25	43
No. and Yards Punt Returns	2-16	2-2
No. and Yards Kickoff Returns	5-127	2-49
No. and Yards Interception Returns	1-9	1-41
PENALTIES: No.-Yds.	7-56	10-99
FUMBLES: No.-Lost	1-1	2-0
TOUCHDOWNS	3	4
Rushing	1	0
Passing	2	4
EXTRA POINTS: Made-Att.	3-3	4-4
Kicking: Made-Att.	3-3	4-4
FIELD GOALS: Made-Att.	1-2	1-1
RED ZONE EFFICIENCY	2-3-67%	3-4-75%
GOAL-TO-GO EFFICIENCY	0-1-0%	1-2-50%
SAFETIES	0	0
FINAL SCORE	24	31
TIME OF POSSESSION	30:34	29:26

AT
TAMPA BAY
GAME 6

SAINTS: 35 BUCCANEERS: 28
RAYMOND JAMES STADIUM
TAMPA, FLA. - 10/21/12
ATTENDANCE: 58,906 TIME: 3:21

The Saints came back from a 14-point second quarter deficit and rallied for their second win in a row in an important NFC South showdown over the Tampa Bay Buccaneers. The 35-28 victory improved the Saints' record in a competitive NFC race to 1-3 with a 2-4 overall mark.

QB **Drew Brees** was picked off by Tampa Bay S **Ronde Barber**, who returned it to the Saints' 13-yard line on New Orleans' first series, setting up a 13-yard pass from Buccaneers QB **Josh Freeman** to WR **Tiquan Underwood**. Following a New Orleans three-and-out, a 36-yard run by Tampa Bay rookie RB **Doug Martin** gave Tampa Bay an early 14-0 edge. However Brees would get the Saints going at the end of the first quarter, aided by a 40-yard completion to WR **Devery Henderson**, with the drive ending with a 17-yard touchdown to WR **Marques Colston**.

Tampa Bay scored on the next possession of the second quarter, an 80-yard drive on six plays, ending on a 17-yard TD pass from Freeman to WR **Vincent Jackson**. However, New Orleans would score three straight touchdowns to end the first half, with scoring passes to RB **Darren Sproles**, WR **Joseph Morgan** and TE **David Thomas** for the Saints to go into halftime with a 28-21 lead.

The Saints kept their third quarter lead by holding Tampa Bay scoreless, first by a missed field goal and later on a goal line stand with four plays from inside-the-two yard line, keyed by a touchdown-saving stop by S **Malcolm Jenkins** of Jackson on a 95-yard gain.

The Saints took a 14-point lead early in the fourth quarter on a five-yard run by RB **Pierre Thomas**. The contest ended at 35-28, as the Saints defense successfully kept the Buccaneers out of the end zone for their final chance as time expired.

GAME NOTES

LB Jonathan Vilma made his 2012 season debut after missing the first five games with a knee injury.

The Saints defense allowed the Buccaneers to convert only 4-of-12 third down attempts (33.3%).

WR Lance Moore had a game-high and tied a career-best in receptions with nine catches for 121 yards. Six of the grabs occurred on third down.

SAINTS–BUCCANEERS GAME SUMMARY

New Orleans Saints	**7**	**21**	**0**	**7**	**-**	**35**
Tampa Bay Buccaneers	**14**	**7**	**0**	**7**	**-**	**28**

Team	Qtr	Time	Play Description (Extra Point) (Drive Info)	V-H
TB	1	12:22	Underwood 13 pass from Freeman (Barth kick) (1-13, 0:05)	0-7
TB	1	5:55	Martin 36 run (Barth kick) (10-76, 4:58)	0-14
NO	1	1:46	Colston 17 pass from Brees (Hartley kick) (8-80, 4:09)	7-14
TB	2	13:18	Jackson 17 pass from Freeman (Barth kick) (6-80, 3:28)	7-21
NO	2	9:24	Sproles 9 pass from Brees (Hartley kick) (9-80, 3:54)	14-21
NO	2	4:35	Morgan 48 pass from Brees (Hartley kick) (5-79, 2:45)	21-21
NO	2	0:15	D. Thomas 20 pass from Brees (Hartley kick) (9-72, 1:38)	28-21
NO	4	13:23	P. Thomas 5 run (Hartley kick) (12-95, 5:01)	35-21
TB	4	4:10	Clark 3 pass from Freeman (Barth kick) (14-81, 6:18)	35-28

FIELD GOALS (made () and missed)
NO: None

TB: Barth 42 WL

6 @ TAMPA BAY

NEW ORLEANS SAINTS

RUSHING	ATT	YDS	AVG	LG	TD
P. Thomas	13	32	2.5	6	1
Sproles	5	27	5.4	12	0
Ingram	7	21	3.0	10	0
Brees	1	1	1.0	1	0
Total	26	81	3.1	12	1

PASSING	ATT	CMP	YDS	SK/YD	TD	LG	INT
Brees	37	27	377	0/0	4	48t	1
Total	37	27	377	0/0	4	48t	1

RECEIVING	NO	YDS	AVG	LG	TD
Moore	9	121	13.4	35	0
Colston	7	73	10.4	17t	1
Sproles	4	32	8.0	9t	1
Henderson	3	75	25.0	40	0
D. Thomas	2	27	13.5	20t	1
Morgan	1	48	48.0	48t	1
Collins	1	1	1.0	1	0
Total	27	377	14.0	48t	4

INT	NO	YDS	AVG	LG	TD
Total	0	0	0.0	0	0

PUNTING	NO	YDS	AVG	TB	I20	LG
Morstead	4	205	51.3	0	2	57
Total	4	205	51.3	0	2	57

PT RET	NO	YDS	AVG	FC	LG	TD
Sproles	1	15	15.0	0	15	0
Total	1	15	15.0	0	15	0

KO RET	NO	YDS	AVG	FC	LG	TD
Total	0	0	0.0	0	--	0

TAMPA BAY BUCCANEERS

RUSHING	ATT	YDS	AVG	LG	TD
Martin	16	85	5.3	36t	1
Freeman	1	13	13.0	13	0
Ware	1	4	4.0	4	0
Benn	1	2	2.0	2	0
Blount	5	-2	-0.4	1	0
Total	24	102	4.3	36t	1

PASSING	ATT	CMP	YDS	SK/YD	TD	LG	INT
Freeman	42	24	420	2/9	3	95	0
Total	42	24	420	2/9	3	95	0

RECEIVING	NO	YDS	AVG	LG	TD
Jackson	7	216	30.9	95	1
Clark	5	51	10.2	15	1
Williams	4	36	9.0	17	0
Martin	3	37	12.3	18	0
Underwood	2	35	17.5	22	1
Stocker	1	33	33.0	33	0
Lorig	1	6	6.0	6	0
Ware	1	6	6.0	6	0
Total	24	420	17.5	95	3

INT	NO	YDS	AVG	LG	TD
Barber	1	30	30.0	30	0
Total	1	30	30.0	30	0

PUNTING	NO	YDS	AVG	TB	I20	LG
Koenen	3	126	42.0	0	0	54
Total	3	126	42.0	0	0	54

PT RET	NO	YDS	AVG	FC	LG	TD
Parrish	2	15	7.5	1	9	0
Total	2	15	7.5	1	9	0

KO RET	NO	YDS	AVG	FC	LG	TD
Benn	1	16	16.0	0	16	0
Total	1	16	16.0	0	16	0

TEAM STATISTICS	NO	TB
TOTAL FIRST DOWNS	23	26
By Rushing	5	5
By Passing	17	18
By Penalty	1	3
3rd DOWN EFFICIENCY	9-15-60-%	4-12-33%
4th DOWN EFFICIENCY	0-0-0%	2-3-67%
TOTAL NET YARDS	458	513
Total Plays	63	68
Avg. Per Play	7.3	7.5
NET YARDS RUSHING	81	102
Total Rushes	26	24
Avg. Per Play	3.1	4.3
Tackles For Loss-Yards	4-11	5-10
NET YARDS PASSING	377	411
Sacked-Yards Lost	0-0	2-9
Gross Yards	377	420
PASSING: Att.-Comp.-INT	37-27-1	42-24-0
Avg. Per Play	10.2	9.3
KICKOFFS: No.-In EZ-Touchbacks	6-5-4	5-5-5
PUNTS: No.-Avg.	4-51.3	3-42.0
Had Blocked	0	0

TEAM STATISTICS	NO	TB
FGs-PATs HAD BLOCKED	0-0	0-0
Net Punting Avg.	47.5	37.0
TOTAL RETURN YARDAGE	15	45
No. and Yards Punt Returns	1-15	2-15
No. and Yards Kickoff Returns	0-0	1-16
No. and Yards Interception Returns	0-0	1-30
PENALTIES: No.-Yds.	7-55	7-50
FUMBLES: No.-Lost	0-0	1-0
TOUCHDOWNS	5	4
Rushing	1	1
Passing	4	3
EXTRA POINTS: Made-Att.	5-5	4-4
Kicking: Made-Att.	5-5	4-4
FIELD GOALS: Made-Att.	0-0	0-1
RED ZONE EFFICIENCY	3-3-100%	3-5-60%
GOAL-TO-GO EFFICIENCY	2-2-100%	1-3-33%
SAFETIES	0	0
FINAL SCORE	35	28
TIME OF POSSESSION	26:15	33:45

AT
DENVER
GAME 7

BRONCOS: 34 SAINTS: 14
SPORTS AUTHORITY FIELD AT MILE HIGH
DENVER, CO. - 10/28/12
ATTENDANCE: 76,832 TIME: 3:03

Finishing off a two-game road stretch with the return of assistant/head coach linebackers **Joe Vitt** to handling head coach **Sean Payton**'s duties on a two-game winning streak, the Saints slumped in a 34-14 defeat at Denver to fall to 2-5 on the season. While the game marked LB **Jonathan Vilma**'s return to the starting lineup following a successful rehab from a knee injury and of TE **Jimmy Graham** following a one-game absence due to an ankle ailment, after the game, the team would lose RB **Darren Sproles** for three contests due to a hand injury he suffered.

New Orleans was outgained 530-252 by Denver, lost the time of possession battle 35:14-24:46 and struggled in converting only one of 12 (8.3%) third down conversion attempts.

After Denver struck first on a one-yard touchdown run by RB **Willis McGahee**, New Orleans would tie the score. Near the end of the first quarter, rookie DT **Akiem Hicks**, seeing his most extensive action to date, forced McGahee to fumble and the ball was picked up and recovered by LB **Curtis Lofton** at the New Orleans 45-yard line. Then on the first play of the second quarter when QB **Drew Brees** connected with Sproles on what turned into a 29-yard scoring pass, but the game provided few Saints highlights after that.

Denver went back on top when following an interception by LB **Wesley Woodyard**, QB **Peyton Manning** would drive the Broncos into the end zone on a five-play, 56 yard drive, ending with a 13-yard TD pass to WR **Eric Decker**. On the last play of the first half, Broncos K **Matt Prater** booted a 33-yard field goal to give Denver a 17-7 lead.

Denver pulled away in the second half on two more Manning touchdown passes and another 33-yard field goal by Prater, putting the outcome no longer in doubt.

Despite the deficit, New Orleans refused to give up, as Brees engineered a 13-play, 80-yard scoring march on their final drive of the contest, which ended with an 18-yard touchdown pass to Graham.

GAME NOTES

QB Drew Brees completed 22-of-42 passes for 213 yards with two touchdowns.

RB Darren Sproles led the Saints in receiving with seven receptions for 56 yards, including a second quarter 29-yard TD grab.

TE Jimmy Graham returned to action after missing a game with an ankle injury and had five grabs for 63 yards with one TD.

SAINTS–BRONCOS GAME SUMMARY

New Orleans Saints	**0**	**7**	**0**	**7**	**-**	**14**
Denver Broncos	**7**	**10**	**7**	**10**	**-**	**34**

Team	Qtr	Time	Play Description (Extra Point) (Drive Info)	V-H
DEN	1	4:39	McGahee 1 run (Prater kick) (11-98, 4:39)	0-7
NO	2	15:53	Sproles 29 pass from Brees (Hartley kick) (4-55, 1:53)	7-7
DEN	2	6:43	Decker 13 pass from Manning (Prater kick) (5-56, 2:17)	7-14
DEN	2	0:00	Prater 33 FG (11-72, 4:24)	7-17
DEN	3	9:30	D. Thomas 1 pass from Manning (Prater kick) (11-93, 5:30)	7-24
DEN	4	14:54	Decker 2 pass from Manning (Prater kick) (4-51, 1:57)	7-31
DEN	4	5:27	Prater 33 FG (7-42, 3:29)	7-34
NO	4	2:03	J. Graham 18 pass from Brees (Hartley kick) (13-80, 5:44)	14-34

FIELD GOALS (made () and missed)
NO: None
DEN: Prater (33) (33)

7 @ DENVER

NEW ORLEANS SAINTS

RUSHING	ATT	YDS	AVG	LG	TD
P. Thomas	8	43	5.4	8	0
Ingram	3	7	2.3	4	0
Brees	2	2	1.0	3	0
Sproles	4	-1	-0.3	5	0
Total	17	51	3.0	8	0

PASSING	ATT	CMP	YDS	SK/YD	TD	LG	INT
Brees	42	22	213	1/12	2	29t	1
Total	42	22	213	1/12	2	29t	1

RECEIVING	NO	YDS	AVG	LG	TD
Sproles	7	56	8.0	29t	1
Colston	5	63	12.6	16	0
J. Graham	5	63	12.6	20	1
Moore	3	25	8.3	12	0
P. Thomas	2	6	3.0	5	0
Total	22	213	9.7	29t	1

INT	NO	YDS	AVG	LG	TD
Total	0	0	0.0	0	0

PUNTING	NO	YDS	AVG	TB	I20	LG
Morstead	8	413	51.6	0	4	63
Total	8	413	51.6	0	4	63

PT RET	NO	YDS	AVG	FC	LG	TD
Sproles	1	-1	-1.0	2	-1	0
Total	1	-1	-1.0	2	-1	0

KO RET	NO	YDS	AVG	FC	LG	TD
	0	0	0.0	0	0	0
Total	0	0	0.0	0	0	0

DENVER BRONCOS

RUSHING	ATT	YDS	AVG	LG	TD
McGahee	23	122	5.3	17	1
Hillman	14	86	6.2	31	0
Ball	2	14	7.0	10	0
Manning	1	4	4.0	4	0
Osweiler	1	-1	-1.0	-1	0
Total	41	225	5.5	31	1

PASSING	ATT	CMP	YDS	SK/YD	TD	LG	INT
Manning	30	22	305	0/0	3	41	0
Total	30	22	305	0/0	3	41	0

RECEIVING	NO	YDS	AVG	LG	TD
D. Thomas	7	137	19.6	41	1
Decker	4	43	10.8	23	2
Green	3	44	14.7	28	0
Tamme	3	33	11.0	23	0
McGahee	2	33	16.5	19	0
Stokley	2	19	9.5	17	0
Hillman	1	-4	-4.0	-4	0
Total	22	305	13.9	41	3

INT	NO	YDS	AVG	LG	TD
Woodyard	1	8	8.0	8	0
Total	1	8	8.0	8	0

PUNTING	NO	YDS	AVG	TB	I20	LG
Colquitt	5	232	46.4	1	3	55
Total	5	232	46.4	1	3	55

PT RET	NO	YDS	AVG	FC	LG	TD
Holliday	4	43	10.8	1	22	0
Leonhard	0	0	0.0	1	0	0
Total	4	43	10.8	2	22	0

KO RET	NO	YDS	AVG	FC	LG	TD
Bolden	1	12	12.0	0	12	0
Total	1	12	12.0	0	12	0

TEAM STATISTICS	NO	DEN
TOTAL FIRST DOWNS	14	29
By Rushing	2	11
By Passing	12	16
By Penalty	0	2
3rd DOWN EFFICIENCY	1-12-8%	5-13-38%
4th DOWN EFFICIENCY	2-3-67%	0-0-0%
TOTAL NET YARDS	252	530
Total Plays	60	71
Avg. Per Play	4.2	7.5
NET YARDS RUSHING	51	225
Total Rushes	17	41
Avg. Per Play	3.0	5.5
Tackles For Loss-Yards	2-6	2-6
NET YARDS PASSING	201	305
Sacked-Yards Lost	1-12	0-0
Gross Yards	213	305
PASSING: Att.-Comp.-INT	42-22-1	30-22-0
Avg. Per Play	4.7	10.2
KICKOFFS: No.-In EZ-Touchbacks	3-2-1	6-6-6
PUNTS: No.-Avg.	8-51.6	5-46.4
Had Blocked	0	0

TEAM STATISTICS	NO	DEN
FGs-PATs HAD BLOCKED	0-0	0-0
Net Punting Avg.	46.3	42.6
TOTAL RETURN YARDAGE	-1	51
No. and Yards Punt Returns	1- -1	4-43
No. and Yards Kickoff Returns	0-0	1-12
No. and Yards Interception Returns	0-0	1-8
PENALTIES: No.-Yds.	3-15	5-34
FUMBLES: No.-Lost	1-0	2-1
TOUCHDOWNS	2	4
Rushing	0	1
Passing	2	3
EXTRA POINTS: Made-Att.	2-2	4-4
Kicking: Made-Att.	2-2	4-4
FIELD GOALS: Made-Att.	0-0	2-2
RED ZONE EFFICIENCY	1-1-100%	4-6-67%
GOAL-TO-GO EFFICIENCY	0-0-0%	3-3-100%
SAFETIES	0	0
FINAL SCORE	14	34
TIME OF POSSESSION	24:46	35:14

VS.
PHILADELPHIA
GAME 8

SAINTS: 28 EAGLES: 13
MERCEDES-BENZ SUPERDOME
NEW ORLEANS, LA. - 11/5/12
ATTENDANCE: 73,099 TIME: 3:00

New Orleans rolled up over 400 yards of offense and the defense came up with an interception return for a touchdown and also recovered a fumble to improve to 3-5 at the season's midpoint in a nationally televised Monday Night Football contest.

The Saints would take a 7-0 first quarter lead when CB **Patrick Robinson** picked off Eagles QB **Michael Vick** and returned the ball 99 yards for a touchdown. When the Eagles would get the ball back, Vick would lead the Eagles to the Saints four-yard line, but New Orleans would force a 22-yard field goal.

New Orleans would extend their lead though in the second quarter, when RB **Chris Ivory**, making his 2012 debut, rushed 22 yards for a touchdown. On the Saints' next series, QB **Drew Brees** found WR **Marques Colston** for a one-yard touchdown with 1:18 left in the half to extend the lead to 21-3.

GAME NOTES

The Saints outgained the Eagles 447-371.

TE Jimmy Graham led all receivers with eight receptions for 72 yards with one TD.

DE Cameron Jordan set a career-high with three sacks.

It was the eighth consecutive win on Monday Night Football for the Saints.

Philadelphia got back within striking distance in the third quarter with a 77-yard scoring throw from Vick to WR **DeSean Jackson** and a 37-yard field goal to cut their deficit to 21-13.

However New Orleans extended the lead to 28-13, where it would stay, when Brees connected with TE **Jimmy Graham** for a six-yard touchdown. The Saints ended the Eagles' chances in the fourth quarter when S **Isa Abdul-Quddus** picked up a fumble by Eagles TE **Brent Celek**.

SAINTS–EAGLES GAME SUMMARY

Philadelphia Eagles	**0**	**3**	**10**	**0**	**-**	**13**
New Orleans Saints	**7**	**14**	**7**	**0**	**-**	**28**

Team	Qtr	Time	Play Description (Extra Point) (Drive Info)	V-H
NO	1	2:36	Robinson 99 interception return (Hartley kick)	0-7
PHI	2	12:03	Henery 22 FG (11-76, 5:33)	3-7
NO	2	8:33	Ivory 22 run (Hartley kick) (7-76, 3:30)	3-14
NO	2	1:13	Colston 1 pass from Brees (Hartley kick) (7-74, 3:46)	3-21
PHI	3	8:42	Jackson 77 pass from Vick (Henery kick) (2-83, 0:49)	10-21
PHI	3	7:00	Henery 37 FG (5-3, 1:34)	13-21
NO	3	1:20	Graham 6 pass from Brees (Hartley kick) (10-70, 5:40)	13-28

FIELD GOALS (made () and missed)
PHI: Henery (22) (37)
NO: Hartley 52 WL

8 VS. PHILADELPHIA

PHILADELPHIA EAGLES

RUSHING	ATT	YDS	AVG	LG	TD
McCoy	19	119	6.3	34	0
Vick	6	53	8.8	15	0
Brown	4	49	12.3	40	0
Total	29	221	7.6	40	0

PASSING	ATT	CMP	YDS	SK/YD	TD	LG	INT
Vick	41	22	272	7/46	1	77t	1
Total	41	22	272	7/46	1	77t	1

RECEIVING	NO	YDS	AVG	LG	TD
Avant	6	56	9.3	13	0
Celek	5	47	9.4	14	0
Jackson	3	100	33.3	77t	1
Harbor	3	20	6.7	12	0
Maclin	2	28	14.0	22	0
McCoy	2	14	7.0	14	0
Havili	1	7	7.0	7	0
Total	22	272	12.4	77t	1

INT	NO	YDS	AVG	LG	TD
Total	0	0	0.0	0	0

PUNTING	NO	YDS	AVG	TB	I20	LG
McBriar	4	178	44.5	1	1	55
Total	4	178	44.5	1	1	55

PT RET	NO	YDS	AVG	FC	LG	TD
Johnson	1	20	20.0	1	20	0
Total	1	20	20.0	1	20	0

KO RET	NO	YDS	AVG	FC	LG	TD
Boykin	1	13	13.0	0	13	0
Cooper	0	0	0.0	0	0	0
Total	1	13	13.0	0	13	0

NEW ORLEANS SAINTS

RUSHING	ATT	YDS	AVG	LG	TD
Ivory	10	48	4.8	22t	1
Ingram	7	44	6.3	23	0
P. Thomas	6	44	7.3	19	0
Cadet	1	5	5.0	5	0
Brees	1	-1	-1.0	-1	0
Total	25	140	5.6	23	1

PASSING	ATT	CMP	YDS	SK/YD	TD	LG	INT
Brees	27	21	239	2/8	2	38	0
Total	27	21	239	2/8	2	38	0

RECEIVING	NO	YDS	AVG	LG	TD
Graham	8	72	9.0	17	1
Colston	4	46	11.5	21	1
Moore	2	61	30.5	38	0
P. Thomas	2	26	13.0	22	0
Ingram	2	23	11.5	16	0
Henderson	1	8	8.0	8	0
Ivory	1	2	2.0	2	0
Collins	1	1	1.0	1	0
Total	21	239	11.4	38	2

INT	NO	YDS	AVG	LG	TD
Robinson	1	99	99.0	99t	1
Total	1	99	99.0	99t	1

PUNTING	NO	YDS	AVG	TB	I20	LG
Morstead	3	149	49.7	0	0	66
Total	3	149	49.7	0	0	66

PT RET	NO	YDS	AVG	FC	LG	TD
Moore	1	5	5.0	1	5	0
Cadet	0	0	0.0	1	0	0
Total	1	5	5.0	2	5	0

KO RET	NO	YDS	AVG	FC	LG	TD
Cadet	3	80	26.7	0	30	0
P. Thomas	1	38	38.0	0	38	0
Total	4	118	29.5	0	38	0

TEAM STATISTICS	PHI	NO
TOTAL FIRST DOWNS	24	20
By Rushing	10	5
By Passing	13	14
By Penalty	1	1
3rd DOWN EFFICIENCY	6-16-38%	5-9-56%
4th DOWN EFFICIENCY	1-2-50%	0-0-0%
TOTAL NET YARDS	447	371
Total Plays	77	54
Avg. Per Play	5.8	6.9
NET YARDS RUSHING	221	140
Total Rushes	29	25
Avg. Per Play	7.6	5.6
Tackles For Loss-Yards	3-3	4-11
NET YARDS PASSING	226	231
Sacked-Yards Lost	7-46	2-8
Gross Yards	272	239
PASSING: Att.-Comp.-INT	41-22-1	27-21-0
Avg. Per Play	4.7	8.0
KICKOFFS: No.-In EZ-Touchbacks	4-4-0	5-5-4
PUNTS: No.-Avg.	4-44.5	3-49.7
Had Blocked	0	0

TEAM STATISTICS	PHI	NO
FGs-PATs HAD BLOCKED	0-0	0-0
Net Punting Avg.	38.3	43.0
TOTAL RETURN YARDAGE	20	104
No. and Yards Punt Returns	1-20	1-5
No. and Yards Kickoff Returns	1-13	4-118
No. and Yards Interception Returns	0-0	1-99
PENALTIES: No.-Yds.	7-58	4-35
FUMBLES: No.-Lost	2-1	3-2
TOUCHDOWNS	1	4
Rushing	0	1
Passing	1	2
Interception Returns	0	1
EXTRA POINTS: Made-Att.	1-1	4-4
Kicking: Made-Att.	1-1	4-4
FIELD GOALS: Made-Att.	2-2	0-1
RED ZONE EFFICIENCY	0-5-0%	2-3-67%
GOAL-TO-GO EFFICIENCY	0-4-0%	2-3-67%
SAFETIES	0	0
FINAL SCORE	13	28
TIME OF POSSESSION	33:30	26:30

VS.
ATLANTA
GAME 9

SAINTS: 31 FALCONS: 27
MERCEDES-BENZ SUPERDOME
NEW ORLEANS, LA. - 11/11/12
ATTENDANCE: 73,126 TIME: 3:03

The Saints rebounded from an early 10-0 deficit against the previously unbeaten Falcons to earn their fourth victory of 2012 after sterling performances from QB **Drew Brees** and several of his top skill players.

Brees completed 21-of-32 passes for 298 yards, three touchdowns and a 113.8 passer rating. Two scoring strikes went to TE **Jimmy Graham**, who had seven catches for a career-high 146 yards as he would be named NFC Offensive Player of the Week for the first time. RB **Chris Ivory** carried seven times for 72 yards, including a 56-yard TD.

After Atlanta got out to the early 10-0 lead, the Saints got the ball back and Ivory ripped through several defenders for his long scoring run to move within three.

The Saints would reach the endzone again and take the lead early in the second quarter when Brees found Graham for a 29-yard TD. Atlanta took the lead back when QB **Matt Ryan** tossed a two-yard TD to TE **Tony Gonzalez**. But the Saints would leave the field at halftime with a 21-17 lead when Brees tossed his second touchdown to Graham from 14 yards out with 34 seconds remaining in the half, allowing New Orleans to go into the half up by four points.

GAME NOTES

Rookie CB Corey White made a key interception at the New Orleans 19-yard line, the first pick of his career.

TE Jimmy Graham had seven receptions for a career-high 146 yards with two TDs as he would capture NFC Offensive Player of the Week honors.

WR Marques Colston tied RB Deuce McAllister for first place on the club's all-time touchdown list at 55.

On Atlanta's first possession of the third quarter, rookie CB **Corey White** would pick off Ryan at the New Orleans 19-yard line giving the Saints the ball back to help set up a seven-play, 81-yard drive that ended with a Brees seven-yard scoring throw to WR **Marques Colston**.

New Orleans withstood a fourth quarter 10-point surge by the Falcons and K **Garrett Hartley** booted a late 31-yard field goal. However, the Saints defense had to hold off two late possessions by Atlanta, including a dramatic series where the Saints withstood three plays inside their two-yard line and kept the Falcons from exiting with any points, highlighed by CB **Jabari Greer** knocking a away a pass in the end zone on fourth down.

SAINTS–FALCONS GAME SUMMARY

Atlanta Falcons	**10**	**7**	**0**	**10**	**-**	**27**
New Orleans Saints	**7**	**14**	**7**	**3**	**-**	**31**

Team	Qtr	Time	Play Description (Extra Point) (Drive Info)	V-H
ATL	1	11:38	Johnson 1 pass from Ryan (Bryant kick) (7-80, 3:22)	7-0
ATL	1	9:19	Bryant 37 FG (4-8, 2:07)	10-0
NO	1	6:49	Ivory 56 run (Hartley kick) (6-78, 2:30)	10-7
NO	2	13:33	Graham 29 pass from Brees (Hartley kick) (11-90, 5:23)	10-14
ATL	2	6:27	Gonzalez 2 pass from Ryan (Bryant kick) (14-80, 7:06)	17-14
NO	2	0:34	Graham 14 pass from Brees (Hartley kick) (8-69, 1:43)	17-21
NO	3	9:23	Colston 7 pass from Brees (Hartley kick) (7-81, 3:31)	17-28
ATL	4	13:27	Gonzalez 6 pass from Ryan (Bryant Kick) (11-91, 5:46)	24-28
ATL	4	9:08	Bryant 20 FG (6-67, 2:42)	27-28
NO	4	5:54	Hartley 31 FG (9-67, 3:14)	27-31

FIELD GOALS (made () and missed)
ATL: Bryant (37) (20)
NO: Hartley (31)

9 VS. ATLANTA

Atlanta Falcons					
RUSHING	ATT	YDS	AVG	LG	TD
Rodgers	3	29	9.7	18	0
Turner	13	15	1.2	9	0
Ryan	2	2	2.0	1	0
Total	18	46	2.6	18	0

NEW ORLEANS SAINTS					
RUSHING	ATT	YDS	AVG	LG	TD
Ivory	7	72	10.3	56t	1
Ingram	16	67	4.2	8	0
P. Thomas	5	10	2.0	4	0
Brees	1	-1	-1.0	-1	0
Total	29	148	5.1	56t	1

PASSING	ATT	CMP	YDS	SK/YD	TD	LG	INT
Ryan	52	34	411	1/3	3	52	1
Total	52	34	411	1/3	3	52	1

PASSING	ATT	CMP	YDS	SK/YD	TD	LG	INT
Brees	32	21	298	1/6	3	46	1
Total	32	21	298	1/6	3	46	1

RECEIVING	NO	YDS	AVG	LG	TD
Gonzalez	11	122	11.1	19	2
White	7	114	16.3	49	0
Jones	4	75	18.8	52	0
Douglas	4	49	12.3	23	0
Rodgers	4	33	8.3	15	0
Snelling	2	12	6.0	6	0
Palmer	1	5	5.0	5	0
Johnson	1	1	1.0	1t	1
Total	34	411	12.1	52	3

RECEIVING	NO	YDS	AVG	LG	TD
Graham	7	146	20.9	46	2
Moore	7	91	13.0	29	0
Colston	3	26	8.7	12	1
Cadet	2	16	8.0	10	0
Ivory	1	13	13.0	13	0
P. Thomas	1	6	6.0	0	0
Total	21	298	14.2	46	3

INT	NO	YDS	AVG	LG	TD
Samuel	1	13	13.0	13	0
Total	1	13	13.0	13	0

INT	NO	YDS	AVG	LG	TD
White	1	0	0.0	0	0
Total	1	0	0.0	0	0

PUNTING	NO	YDS	AVG	TB	I20	LG
Bosher	3	140	46.7	0	1	52
Total	3	140	46.7	0	1	52

PUNTING	NO	YDS	AVG	TB	I20	LG
Morstead	5	250	50.0	0	1	57
Total	5	250	50.0	0	1	57

PT RET	NO	YDS	AVG	FC	LG	TD
Franks	2	9	4.5	1	5	0
Douglas	1	0	0.0	0	0	0
Total	3	9	3.0	1	5	0

PT RET	NO	YDS	AVG	FC	LG	TD
Cadet	1	2	2.0	0	2	0
Moore	0	0	0.0	2	0	0
Total	1	2	2.0	2	2	0

KO RET	NO	YDS	AVG	FC	LG	TD
Total	0	0	0.0	0	0	0

KO RET	NO	YDS	AVG	FC	LG	TD
Cadet	2	45	22.5	0	25	0
Total	2	45	22.5	0	25	0

TEAM STATISTICS	ATL	NO
TOTAL FIRST DOWNS	25	21
By Rushing	3	4
By Passing	20	17
By Penalty	2	0
3rd DOWN EFFICIENCY	8-16-50%	4-10-40%
4th DOWN EFFICIENCY	0-2-0%	0-0-0%
TOTAL NET YARDS	454	440
Total Plays	71	62
Avg. Per Play	6.4	7.1
NET YARDS RUSHING	46	148
Total Rushes	18	29
Avg. Per Play	2.6	5.1
Tackles For Loss-Yards	5-7	3-4
NET YARDS PASSING	408	292
Sacked-Yards Lost	1-3	1-6
Gross Yards	411	298
PASSING: Att.-Comp.-INT	52-34-1	32-21-1
Avg. Per Play	7.7	8.8
KICKOFFS: No.-In EZ-Touchbacks	6-5-4	6-6-6
PUNTS: No.-Avg.	3-46.7	5-50.0
Had Blocked	0	0

TEAM STATISTICS	ATL	NO
FGs-PATs HAD BLOCKED	0-0	0-0
Net Punting Avg.	46.0	48.2
TOTAL RETURN YARDAGE	22	2
No. and Yards Punt Returns	3-9	1-2
No. and Yards Kickoff Returns	0-0	2-45
No. and Yards Interception Returns	1-13	1-0
PENALTIES: No.-Yds.	6-53	5-35
FUMBLES: No.-Lost	0-0	0-0
TOUCHDOWNS	3	4
Rushing	0	1
Passing	3	3
EXTRA POINTS: Made-Att.	3-3	4-4
Kicking: Made-Att.	3-3	4-4
FIELD GOALS: Made-Att.	2-2	1-1
RED ZONE EFFICIENCY	3-6-50%	2-3-67%
GOAL-TO-GO EFFICIENCY	3-5-60%	0-0-0%
SAFETIES	0	0
FINAL SCORE	27	31
TIME OF POSSESSION	32:35	27:25

AT
OAKLAND

GAME 10

SAINTS: 38 RAIDERS: 17
O.CO COLISEUM
OAKLAND, CA. - 11/18/12
ATTENDANCE: 56,880 TIME: 3:11

The Saints put together their most dominating performance of the 2012 season on offense, defense and special teams to date as a road victory at Oakland brought them back to .500 with their fifth win in six games and third straight.

The Saints jumped ahead 7-0 on their first offensive possession as they drove 80 yards in 10 plays, ending with a one-yard TD pass from QB **Drew Brees** to TE **Jimmy Graham**. After the two clubs traded punts on their next two possessions, S **Malcolm Jenkins** picked off Raiders QB **Carson Palmer** near midfield and returned the ball 55 yards for a TD.

Following an Oakland touchdown, New Orleans headed to halftime leading 21-7 when Brees found WR **Lance Moore** for a 38-yard TD pass with 48 seconds left in the second quarter.

The second half opened with rookie RB **Travaris Cadet** returning the opening kickoff 75 yards to the Oakland 27, with RB **Mark Ingram** subsuquently reaching the end zone on a spectacular 27-yard run on the next play to push the lead to 28-7. Raiders K **Sebastian Janikowski** booted a 40-yard field goal when Oakland got the ball back to narrow the gap to 18 points. But a scoring play from Brees to Moore for 15 yards and a fourth quarter 47-yard field goal by K **Garrett Hartley** put a cap on the 38-17 victory for New Orleans.

Brees would finish the game 20 of 27 for 219 yards with three TDs.

GAME NOTES

The safety tandem of Roman Harper and Malcolm Jenkins each recorded interceptions, Jenkins' going for a 55-yard TD.

New Orleans improved their record against the Raiders to 6-5-1 as they now ride a three-game winning streak versus the Silver and Black.

WR Lance Moore's two touchdown performance marked the seventh time in his career he posted two scoring grabs.

SAINTS–RAIDERS GAME SUMMARY

New Orleans Saints	**14**	**7**	**14**	**3**	**-**	**38**
Oakland Raiders	**0**	**7**	**3**	**7**	**-**	**17**

Team	Qtr	Time	Play Description (Extra Point) (Drive Info)	V-H
NO	1	7:53	Graham 1 pass from Brees (Hartley kick) (10-80, 4:02)	7-0
NO	1	4:06	Jenkins 55 interception return (Hartley kick)	14-0
OAK	2	4:10	Myers 1 pass from Palmer (Janikowski kick) (4-81, 2:17)	14-7
NO	2	0:48	Moore 38 pass from Brees (Hartley kick) (8-90, 3:22)	21-7
NO	3	14:43	Ingram 27 run (Hartley kick) (1-27, 0:17)	28-7
OAK	3	10:22	Janikowski 40 FG (10-45, 4:21)	28-10
NO	3	3:26	Moore 15 pass from Brees (Hartley kick) (6-58, 2:46)	35-10
NO	4	10:28	Hartley 47 FG (9-31, 4:26)	38-10
OAK	4	4:00	Criner 3 pass from Palmer (Janikowski kick) (7-93, 2:03)	38-17

FIELD GOALS (made () and missed)
NO: Hartley (47)
OAK: Janikowski (40)

10 @ OAKLAND

NEW ORLEANS SAINTS

RUSHING	ATT	YDS	AVG	LG	TD
Ingram	12	67	5.6	27t	1
Ivory	8	37	4.6	25	0
P. Thomas	5	30	6.0	14	0
Daniel	3	17	5.7	19	0
Total	28	151	5.4	27t	1

PASSING	ATT	CMP	YDS	SK/YD	TD	LG	INT
Brees	27	20	219	0/0	3	38t	0
Daniel	1	1	10	0/0	0	10	0
Total	28	21	229	0/0	3	38t	0

RECEIVING	NO	YDS	AVG	LG	TD
Graham	6	29	4.8	10	1
Colston	4	69	17.3	24	0
P. Thomas	3	28	9.3	19	0
Moore	2	53	26.5	38t	2
Cadet	2	25	12.5	17	0
Collins	2	21	10.5	11	0
Henderson	1	3	3.0	3	0
Ingram	1	1	1.0	1	0
Total	21	229	10.9	38t	3

INT	NO	YDS	AVG	LG	TD
Jenkins	1	55	55.0	55t	1
Harper	1	0	0.0	0	0
Total	2	55	27.5	55t	1

PUNTING	NO	YDS	AVG	TB	I20	LG
Morstead	4	172	43.0	0	1	50
Total	4	172	43.0	0	1	50

PT RET	NO	YDS	AVG	FC	LG	TD
Cadet	0	0	0.0	1	0	0
Total	0	0	0.0	1	0	0

KO RET	NO	YDS	AVG	FC	LG	TD
Cadet	3	123	41.0	0	75	0
Total	3	123	41.0	0	75	0

OAKLAND RAIDERS

RUSHING	ATT	YDS	AVG	LG	TD
Reece	19	103	5.4	17	0
Jones	3	13	4.3	7	0
Stewart	2	7	3.5	4	0
Palmer	1	2	2.0	2	0
Moore	1	-5	-5.0	-5	0
Total	26	120	4.6	17	0

PASSING	ATT	CMP	YDS	SK/YD	TD	LG	INT
Palmer	40	22	312	3/28	2	56	2
Total	40	22	312	3/28	2	56	2

RECEIVING	NO	YDS	AVG	LG	TD
Myers	6	55	9.2	27	1
Reece	4	90	22.5	56	0
Heyward-Bey	4	69	17.3	22	0
Criner	3	23	7.7	13	1
Streater	2	26	13.0	20	0
Stewart	1	23	23.0	23	0
Hagan	1	17	17.0	17	0
Moore	1	9	9.0	9	0
Total	22	312	14.2	56	2

INT	NO	YDS	AVG	LG	TD
Total	0	0	0.0	0	0

PUNTING	NO	YDS	AVG	TB	I20	LG
Lechler	3	135	45.0	1	0	53
Total	3	135	45.0	1	0	53

PT RET	NO	YDS	AVG	FC	LG	TD
Adams	1	0	0.0	1	0	0
Total	1	0	0.0	1	0	0

KO RET	NO	YDS	AVG	FC	LG	TD
Francies	3	78	26.0	0	30	0
Stewart	3	27	13.5	0	15	0
Jones	1	16	16.0	0	16	0
Total	6	121	20.2	0	30	0

TEAM STATISTICS	NO	OAK
TOTAL FIRST DOWNS	19	24
By Rushing	5	7
By Passing	14	15
By Penalty	0	2
3rd DOWN EFFICIENCY	6-11-55%	4-12-33%
4th DOWN EFFICIENCY	0-0-0%	1-3-33%
TOTAL NET YARDS	380	404
Total Plays	56	69
Avg. Per Play	6.8	5.9
NET YARDS RUSHING	151	120
Total Rushes	28	26
Avg. Per Play	5.4	4.6
Tackles For Loss-Yards	2-6	3-9
NET YARDS PASSING	229	284
Sacked-Yards Lost	0-0	3-28
Gross Yards	229	312
PASSING: Att.-Comp.-INT	28-21-0	40-22-2
Avg. Per Play	8.2	6.6
KICKOFFS: No.-In EZ-Touchbacks	7-5-1	4-3-0
PUNTS: No.-Avg.	4-43.0	3-45.0
Had Blocked	0	0

TEAM STATISTICS	NO	OAK
FGs-PATs HAD BLOCKED	0-0	0-0
Net Punting Avg.	43.0	38.3
TOTAL RETURN YARDAGE	55	0
No. and Yards Punt Returns	0-0	1-0
No. and Yards Kickoff Returns	3-123	6-121
No. and Yards Interception Returns	2-55	0-0
PENALTIES: No.-Yds.	11-109	4-40
FUMBLES: No.-Lost	1-0	0-0
TOUCHDOWNS	5	2
Rushing	1	0
Passing	3	2
Interceptions	1	0
EXTRA POINTS: Made-Att.	5-5	2-2
Kicking: Made-Att.	5-5	2-2
FIELD GOALS: Made-Att.	1-1	1-1
RED ZONE EFFICIENCY	2-3-67%	2-3-67%
GOAL-TO-GO EFFICIENCY	1-1-100%	2-3-67%
SAFETIES	0	0
FINAL SCORE	38	17
TIME OF POSSESSION	28:36	31:24

VS.
SAN FRANCISCO
GAME 11

49ERS: 31 SAINTS: 21
MERCEDES-BENZ SUPERDOME
NEW ORLEANS, LA. - 11/25/12
ATTENDANCE: 73,147 TIME: 3:18

The Saints had a pair of interceptions returned for touchdowns, while having a three-game winning streak stopped in dropping their sixth game of the year to the eventual Super Bowl XLVII finalists. The loss put the Saints' record at 5-6.

San Francisco struck first when QB **Colin Kaepernick** had a seven-yard run into the end zone. The Saints would tie the score when they got the ball back on the next drive as QB **Drew Brees** found TE **David Thomas** for a six-yard TD.

In the second quarter, S **Rafael Bush** would recover a fumble by 49ers PR **Ted Ginn Jr.** to set up a 10-yard TD pass from Brees to WR **Marques Colston** two plays later. Things continued to look up for New Orleans as CB **Patrick Robinson** picked off Kaepernick near the end of the first half at the Saints 44-yard line. But the score would be tied going into halftime when 49ers LB **Ahmad Brooks** intercepted Brees at midfield and returned it for a touchdown.

The 49ers would put together one of their best drives to open the second half, marching 80 yards in six plays, ending with a six-yard touchdown pass from Kaepernick to RB **Frank Gore**. They would then almost immediately build on a lead to extend it to 28-14 when S **Donte Whitner** returned a Brees pass 42 yards to the end zone.

GAME NOTES

The loss ended a winning streak in the month of November of 14 games for the Saints dating back to a 35-27 victory vs. Atlanta on November 2, 2009.

With his first half 10-yard scoring grab from QB Drew Brees, WR Marques Colston surpassed RB Deuce McAllister with his 56th touchdown to become the club's all-time leader.

The loss to the 49ers snapped a six-game regular season winning streak against their former NFC rivals that dated back to a 35-27 win at the Superdome on October 20, 2002.

SAINTS–49ERS GAME SUMMARY

San Francisco 49ers	**7**	**7**	**14**	**3**	**-**	**31**
New Orleans Saints	**7**	**7**	**7**	**0**	**-**	**21**

Team	Qtr	Time	Play Description (Extra Point) (Drive Info)	V-H
SF	1	7:21	Kaepernick 7 run (Akers kick) (4-62, 2:06)	7-0
NO	1	1:45	D. Thomas 6 pass from Brees (Hartley kick) (10-79, 5:36)	7-7
NO	2	7:53	Colston 10 pass from Brees (Hartley kick) (2-11, 0:48)	7-14
SF	2	0:22	Brooks 50 interception return (Akers kick)	14-14
SF	3	12:17	Gore 6 pass from Kaepernick (Akers kick) (6-80, 2:43)	21-14
SF	3	11:30	Whitner 42 interception return (Akers kick)	28-14
NO	3	7:19	Collins 2 pass from Brees (Hartley kick) (8-80, 4:11)	28-21
SF	4	7:50	Akers 27 FG (16-85, 9:28)	31-21

FIELD GOALS (made () and missed)
PHI: Akers (27) 50WL 33B

NO: None

11 VS. SAN FRANCISCO

SAN FRANCISCO 49ers

RUSHING	ATT	YDS	AVG	LG	TD
Gore	19	83	4.4	14	0
Hunter	4	28	7.0	21	0
Kaepernick	6	27	4.5	15	1
Dixon	1	5	5.0	5	0
Jacobs	1	1	1.0	1	0
Total	31	144	4.6	21	1

PASSING	ATT	CMP	YDS	SK/YD	TD	LG	INT
Kaepernick	25	16	231	0/0	1	45	1
Total	25	16	231	0/0	1	45	1

RECEIVING	NO	YDS	AVG	LG	TD
Manningham	5	69	13.8	40	0
Walker	3	81	27.0	45	0
Miller	3	37	12.3	26	0
Crabtree	3	26	8.7	15	0
Gore	2	18	9.0	12	1
Total	16	231	14.4	45	1

INT	NO	YDS	AVG	LG	TD
Brooks	1	50	50.0	50t	1
Whitner	1	42	42.0	42t	1
Total	2	92	46.0	50	2

PUNTING	NO	YDS	AVG	TB	I20	LG
Lee	4	187	46.8	1	2	59
Total	4	187	46.8	1	2	59

PT RET	NO	YDS	AVG	FC	LG	TD
Ginn	2	13	6.5	0	13	0
Williams	0	0	0.0	2	0	0
Total	2	13	6.5	2	13	0

KO RET	NO	YDS	AVG	FC	LG	TD
Williams	1	23	23.0	0	23	0
Total	1	23	23.0	0	23	0

NEW ORLEANS SAINTS

RUSHING	ATT	YDS	AVG	LG	TD
Ivory	8	34	4.3	7	0
Ingram	10	27	2.7	7	0
P. Thomas	1	0	0.0	0	0
Brees	2	-2	-1.0	-1	0
Total	21	59	2.8	7	0

PASSING	ATT	CMP	YDS	SK/YD	TD	LG	INT
Brees	41	26	267	5/36	3	43	2
Total	41	26	267	5/36	3	43	2

RECEIVING	NO	YDS	AVG	LG	TD
Sproles	7	65	9.3	35	0
Colston	4	46	9.0	13	1
Graham	4	33	8.3	12	0
D. Thomas	4	24	6.0	9	1
Moore	3	61	20.3	43	0
Collins	2	9	4.5	7	0
Morgan	1	33	33.0	33	0
Henderson	1	6	6.0	6	0
Total	26	267	10.3	43	3

INT	NO	YDS	AVG	LG	TD
Robinson	1	0	0.0	0	0
Total	1	0	0.0	0	0

PUNTING	NO	YDS	AVG	TB	I20	LG
Morstead	5	252	50.4	0	2	56
Total	5	252	50.4	0	2	56

PT RET	NO	YDS	AVG	FC	LG	TD
Sproles	1	3	3.0	2	3	0
Total	1	3	3.0	2	3	0

KO RET	NO	YDS	AVG	FC	LG	TD
Cadet	5	148	29.6	0	36	0
Total	5	148	29.6	0	36	0

TEAM STATISTICS	SF	NO
TOTAL FIRST DOWNS	18	19
By Rushing	7	4
By Passing	10	12
By Penalty	1	3
3rd DOWN EFFICIENCY	6-13-46%	3-11-27%
4th DOWN EFFICIENCY	0-0-0%	1-3-33%
TOTAL NET YARDS	375	290
Total Plays	56	67
Avg. Per Play	6.7	4.3
NET YARDS RUSHING	144	59
Total Rushes	31	21
Avg. Per Play	4.6	2.8
Tackles For Loss-Yards	3-6	0-0
NET YARDS PASSING	231	231
Sacked-Yards Lost	0-0	5-36
Gross Yards	231	267
PASSING: Att.-Comp.-INT	25-16-1	41-26-2
Avg. Per Play	9.2	5.0
KICKOFFS: No.-In EZ-Touchbacks	6-6-1	4-3-3
PUNTS: No.-Avg.	4-46.8	5-50.4
Had Blocked	0	0

TEAM STATISTICS	SF	NO
FGs-PATs HAD BLOCKED	1-0	0-0
Net Punting Avg.	41.0	47.8
TOTAL RETURN YARDAGE	105	3
No. and Yards Punt Returns	2-13	1-3
No. and Yards Kickoff Returns	1-23	5-148
No. and Yards Interception Returns	2-92	1-0
PENALTIES: No.-Yds.	10-68	4-53
FUMBLES: No.-Lost	1-1	0-0
TOUCHDOWNS	4	3
Rushing	1	0
Passing	1	3
Interceptions	2	0
EXTRA POINTS: Made-Att.	4-4	3-3
Kicking: Made-Att.	4-4	3-3
FIELD GOALS: Made-Att.	1-3	0-0
RED ZONE EFFICIENCY	2-4-50%	3-3-100%
GOAL-TO-GO EFFICIENCY	2-3-67%	2-2-100%
SAFETIES	0	0
FINAL SCORE	31	21
TIME OF POSSESSION	30:06	29:54

AT
ATLANTA

GAME 12

FALCONS: 23 SAINTS: 13
GEORGIA DOME
ATLANTA, GA. - 11/29/12
ATTENDANCE: 70,514 TIME: 3:09

In New Orleans' final prime time, nationally televised contest of the season, the Saints were unable to overcome five interceptions, despite a spirited effort by the defense and outgaining the Falcons by 153 yards in a physical NFC South clash that dropped the visitor to 5-7.

By midway through the second quarter, the Falcons had raced to a 17-0 lead after a three-yard touchdown run by RB **Michael Turner**, a 17-yard touchdown pass from QB **Matt Ryan** to TE **Tony Gonzalez** and a 45-yard field goal by K **Matt Bryant**. The Saints offense followed up with a score on their next possession with a one-yard touchdown run by RB **Mark Ingram** and then added a pair of third quarter field goals by K **Garrett Hartley** to cut the deficit to 17-13.

After being forced to punt or kick a field goal on five consecutive possessions, including the one following Hartley's second field goal, the Falcons took advantage of an interception by S **William Moore** late in the quarter and capped off a seven-play, 30-yard drive with a 29-yard field goal by Bryant to extend the lead to 20-13. On the ensuing drive, QB **Drew Brees** led the Saints down the field to the Atlanta 32, but RB **Pierre Thomas** was stopped by Moore for a four-yard loss and then Brees was sacked by DE **John Abraham** for a loss of six yards. When the Falcons got the ball back, they did not advance past the Saints 37, but Bryant drilled a 55-yard field goal.

On the Saints' next drive, Brees was picked off by Falcons DT **Jonathan Babineaux**. S **Rafael Bush** quickly forced Turner to fumble and recovered the football, but Moore's second pick of the evening sealed the win for the Falcons.

GAME NOTES

QB Drew Brees had his NFL-record 54-game streak of consecutive contests with a touchdown pass come to an end, as he failed to toss a scoring throw in his first regular season contest since October 4, 2009 vs. the New York Jets.

In their most efficient and consistent performance of the season, the New Orleans defense got the Falcons offense off the field consistently as Atlanta converted only 1-of-11 third downs, failing to successfully convert one until the third quarter. At one point during the second and third quarters, New Orleans forced five consecutive three-and-outs.

SAINTS–FALCONS GAME SUMMARY

New Orleans Saints	**0**	**7**	**6**	**0**	**-**	**13**
Atlanta Falcons	**7**	**10**	**0**	**6**	**-**	**23**

Team	Qtr	Time	Play Description (Extra Point) (Drive Info)	V-H
ATL	1	11:09	Turner 3 run (Bryant kick) (6-80, 3:51)	0-7
ATL	2	14:08	Gonzalez 17 pass from Ryan (Bryant kick) (5-49, 2:28)	0-14
ATL	2	8:53	Bryant 45 FG (4-2, 0:51)	0-17
NO	2	3:17	Ingram 1 run (Hartley kick) (11-80, 5:36)	7-17
NO	3	8:24	Hartley 21 FG (15-83, 6:36)	10-17
NO	3	3:53	Hartley 52 FG (8-36, 2:49)	13-17
ATL	4	14:48	Bryant 29 FG (7-30, 2:50)	13-20
ATL	4	4:25	Bryant 55 FG (11-43, 5:48)	13-23

FIELD GOALS (made () and missed)
NO: Hartley (21) (52)
ATL: Bryant (45) (29) (55)

12 @ ATLANTA

NEW ORLEANS SAINTS

RUSHING	ATT	YDS	AVG	LG	TD
P. Thomas	14	84	6.0	13	0
Ingram	6	13	2.2	5	1
Ivory	3	4	1.3	6	0
Total	23	101	4.4	13	1

PASSING	ATT	CMP	YDS	SK/YD	TD	LG	INT
Brees	50	28	341	1/6	0	38	5
Total	50	28	341	1/6	0	38	5

RECEIVING	NO	YDS	AVG	LG	TD
Moore	7	123	17.6	32	0
Colston	6	71	11.8	21	0
Sproles	5	47	9.4	14	0
Graham	4	59	14.8	25	0
Collins	2	2	1.0	2	0
Morgan	1	38	38.0	38	0
P. Thomas	1	5	5.0	5	0
Ingram	1	-1	-1.0	-1	0
Higgins	1	-3	-3.0	-3	0
Total	28	341	12.2	38	0

INT	NO	YDS	AVG	LG	TD
Total	0	0	0.0	0	0

PUNTING	NO	YDS	AVG	TB	I20	LG
Morstead	4	181	45.3	1	1	52
Total	4	181	45.3	1	1	52

PT RET	NO	YDS	AVG	FC	LG	TD
Sproles	4	62	15.5	1	21	0
Robinson	0	0	0.0	1	0	0
Total	4	62	15.5	2	21	0

KO RET	NO	YDS	AVG	FC	LG	TD
Cadet	4	94	23.5	0	27	0
Total	4	94	23.5	0	27	0

ATLANTA FALCONS

RUSHING	ATT	YDS	AVG	LG	TD
Turner	12	83	6.9	35	1
Rodgers	8	43	5.4	14	0
Ryan	3	02	-0.7	0	0
Total	23	124	5.4	35	1

PASSING	ATT	CMP	YDS	SK/YD	TD	LG	INT
Ryan	33	18	165	1/6	1	20	0
Total	33	18	165	1/6	1	20	0

RECEIVING	NO	YDS	AVG	LG	TD
Jones	5	48	9.6	18	0
Gonzalez	4	58	14.5	18	1
Snelling	4	28	7.0	15	0
Rodgers	2	-4	-2.0	-2	0
White	1	20	20.0	20	0
Cox	1	8	8.0	8	0
Turner	1	7	7.0	7	0
Total	18	165	9.2	20	1

INT	NO	YDS	AVG	LG	TD
Moore	2	16	8.0	16	0
Weatherspoon	1	6	6.0	6	0
DeCoud	1	0	0.0	0	0
Babineaux	1	-2	-2.0	-2	0
Total	5	20	4.0	16	0

PUNTING	NO	YDS	AVG	TB	I20	LG
Bosher	6	319	53.2	0	1	57
Total	6	319	53.2	0	1	57

PT RET	NO	YDS	AVG	FC	LG	TD
Franks	1	13	13.0	0	13	0
Total	1	13	13.0	0	13	0

KO RET	NO	YDS	AVG	FC	LG	TD
Rodgers	1	22	22.0	0	22	0
Total	1	22	22.0	0	22	0

TEAM STATISTICS	NO	ATL
TOTAL FIRST DOWNS	24	15
By Rushing	4	8
By Passing	18	7
By Penalty	2	0
3rd DOWN EFFICIENCY	7-14-50%	1-11-9%
4th DOWN EFFICIENCY	0-0-0%	0-0-0%
TOTAL NET YARDS	436	283
Total Plays	74	57
Avg. Per Play	5.9	5.0
NET YARDS RUSHING	101	124
Total Rushes	23	23
Avg. Per Play	4.4	5.4
Tackles For Loss-Yards	2-8	3-4
NET YARDS PASSING	325	159
Sacked-Yards Lost	1-6	1-6
Gross Yards	341	165
PASSING: Att.-Comp.-INT	50-28-5	33-18-0
Avg. Per Play	6.6	4.7
KICKOFFS: No.-In EZ-Touchbacks	4-4-3	6-6-2
PUNTS: No.-Avg.	4-45.3	6-53.2
Had Blocked	0	0

TEAM STATISTICS	NO	ATL
FGs-PATs HAD BLOCKED	0-0	0-0
Net Punting Avg.	37.0	42.8
TOTAL RETURN YARDAGE	62	33
No. and Yards Punt Returns	4-62	1-13
No. and Yards Kickoff Returns	4-94	1-22
No. and Yards Interception Returns	0-0	5-20
PENALTIES: No.-Yds.	5-30	5-25
FUMBLES: No.-Lost	0-0	1-1
TOUCHDOWNS	1	2
Rushing	1	1
Passing	0	2
EXTRA POINTS: Made-Att.	1-1	2-2
Kicking: Made-Att.	1-1	2-2
FIELD GOALS: Made-Att.	2-2	3-3
RED ZONE EFFICIENCY	1-3-33%	2-3-67%
GOAL-TO-GO EFFICIENCY	1-3-33%	1-2-50%
SAFETIES	0	0
FINAL SCORE	13	23
TIME OF POSSESSION	33:44	26:16

AT
N.Y. GIANTS

GAME 13

GIANTS: 52 SAINTS: 27
METLIFE STADIUM
EAST RUTHERFORD, N.J. - 12/9/12
ATTENDANCE: 81,437 TIME: 3:12

QB **Eli Manning** threw for four touchdowns as the New York Giants defeated New Orleans in the Saints' first trip to MetLife Stadium. Manning completed 22-of-35 passes for 259 yards. New York was also powered by 327 all purpose yards from rookie RB **David Wilson**, 100 on the ground, including a 52-yard touchdown, as well as a 97-yard kickoff return for a TD.

After New Orleans forced a three-and-out to open the game, on their first possession, QB **Drew Brees** found WR **Marques Colston** for a 30-yard gain, but Colston fumbled and it was recovered by S **Antrell Rolle**. But five plays later, Manning was picked off by CB **Elbert Mack** who returned the ball 73 yards for a touchdown. The Giants answered immediately though to tie the score with Wilson's kickoff return for a TD. Midway through the first quarter, Rolle forced FB **Jed Collins** to fumble, it was picked up by DT **Linval Joseph** and Manning eventually found TE **Martellus Bennett** for a six-yard touchdown.

After a pair of second quarter field goals by K **Garrett Hartley**, Manning engineered a nine-play, 69-yard drive at the end of the half that ended with a five-yard touchdown pass to WR **Domenik Hixon** and the 21-13 halftime lead.

New York extended their lead when DB **Stevie Brown** picked off QB **Drew Brees** to open the second half and four plays later Wilson ran for a six-yard touchdown, followed by a 25-yard scoring pass from Manning to WR **Hakeem Nicks**.

The Saints cut into the lead with rushing and receiving touchdowns by RB **Darren Sproles**, but a 10-yard touchdown pass from Manning to WR **Victor Cruz** and a Giants field goal following a second interception by Brown, upped the lead to 18. Wilson would punctuate the scoring late in the fourth quarter with a 52-yard scoring rush.

GAME NOTES

QB Drew Brees completed 26-of-43 passes for 354 yards with a touchdown to RB Darren Sproles and hit eight different receivers in the contest.

SAINTS–GIANTS GAME SUMMARY

New Orleans Saints	**7**	**6**	**14**	**0**	**-**	**27**
New York Giants	**14**	**7**	**14**	**17**	**-**	**52**

Team	Qtr	Time	Play Description (Extra Point) (Drive Info)	V-H
NO	1	9:38	Mack 73 interception return (Hartley kick)	7-0
NYG	1	9:25	Wilson 97 kickoff return (Tynes kick) (0-0, 0:13)	7-7
NYG	1	4:19	Bennett 6 pass from Manning (Tynes kick) (4-35, 2:24)	7-14
NO	2	9:46	Hartley 32 FG (14-81, 5:44)	10-14
NO	2	1:57	Hartley 25 FG (8-67, 4:06)	13-14
NYG	2	0:20	Hixon 5 pass from Manning (Tynes kick) (9-69, 1:37)	13-21
NYG	3	13:04	Wilson 6 run (Tynes kick) (4-20, 1:40)	13-28
NYG	3	8:13	Nicks 25 pass from Manning (Tynes kick) (6-62, 3:09)	13-35
NO	3	7:21	Sproles 13 run (Hartley kick) (3-75, 0:52)	20-35
NO	3	1:51	Sproles 9 pass from Brees (Hartley kick) (6-68, 3:09)	27-35
NYG	4	14:20	Cruz 10 pass from Manning (Tynes kick) (5-25, 2:31)	27-42
NYG	4	10:19	Tynes 39 FG (4-2, 1:31)	27-45
NYG	4	5:10	Wilson 52 run (Tynes kick) (1-52, 0:10)	27-52

FIELD GOALS (made () and missed)
NO: Hartley (32) (25)
NYG: Tynes 36 WL (39)

13 @ NEW YORK GIANTS

NEW ORLEANS SAINTS

RUSHING	ATT	YDS	AVG	LG	TD
Ingram	13	68	5.2	19	0
Sproles	5	56	11.2	34	1
P. Thomas	5	19	3.8	6	0
Brees	1	-1	-1.0	-1	0
Total	24	142	5.9	34	1

PASSING	ATT	CMP	YDS	SK/YD	TD	LG	INT
Brees	43	26	354	1/9	1	63	2
Total	43	26	354	1/9	1	63	2

RECEIVING	NO	YDS	AVG	LG	TD
P. Thomas	7	57	8.1	12	0
Graham	5	56	11.2	27	0
Colston	4	61	15.3	30	0
Sproles	4	28	7.0	10	1
Morgan	2	106	53.0	62	0
Collins	2	9	4.5	7	0
Moore	1	26	26.0	26	0
Henderson	1	11	11.0	11	0
Total	26	354	13.6	62	1

INT	NO	YDS	AVG	LG	TD
Mack	1	73	73.0	73t	1
Abdul-Quddus	1	12	12.0	12	0
Total	2	85	42.5	73t	1

PUNTING	NO	YDS	AVG	TB	I20	LG
Morstead	4	202	50.5	0	0	55
Total	4	202	50.5	0	0	55

PT RET	NO	YDS	AVG	FC	LG	TD
Sproles	2	5	2.5	1	5	0
Total	2	5	2.5	1	5	0

KO RET	NO	YDS	AVG	FC	LG	TD
Cadet	6	123	20.5	0	26	0
P. Thomas	2	26	13.0	0	14	0
Total	8	149	18.6	0	26	0

NEW YORK GIANTS

RUSHING	ATT	YDS	AVG	LG	TD
Wilson	13	100	7.7	52t	2
Bradshaw	11	33	3.0	6	0
Hynoski	1	5	5.0	5	0
Manning	2	-3	-1.5	-1	0
Total	27	135	5.0	52t	2

PASSING	ATT	CMP	YDS	SK/YD	TD	LG	INT
Manning	35	22	259	0/0	4	35	2
Total	35	22	259	0/0	4	35	2

RECEIVING	NO	YDS	AVG	LG	TD
Cruz	8	121	15.1	35	1
Bennett	5	32	6.4	11	1
Nicks	4	67	16.8	25	1
Hixon	3	30	10.0	16	1
Hynoski	2	9	4.5	8	0
Total	22	259	11.8	35	4

INT	NO	YDS	AVG	LG	TD
Brown	2	91	45.5	70	0
Total	2	91	45.5	70	0

PUNTING	NO	YDS	AVG	TB	I20	LG
Weatherford	3	116	38.7	0	3	56
Total	3	116	38.7	0	3	56

PT RET	NO	YDS	AVG	FC	LG	TD
Hixon	2	19	9.5	1	10	0
Total	2	19	9.5	1	10	0

KO RET	NO	YDS	AVG	FC	LG	TD
Wilson	4	227	56.8	0	97t	1
Jernigan	2	60	30.0	0	60	0
Total	6	287	47.8	0	97t	1

TEAM STATISTICS	NO	NYG
TOTAL FIRST DOWNS	22	24
By Rushing	6	7
By Passing	15	14
By Penalty	1	3
3rd DOWN EFFICIENCY	5-13-38%	5-11-45%
4th DOWN EFFICIENCY	0-1-0%	0-0-0%
TOTAL NET YARDS	487	394
Total Plays	68	62
Avg. Per Play	7.2	6.4
NET YARDS RUSHING	142	135
Total Rushes	24	27
Avg. Per Play	5.9	5.0
Tackles For Loss-Yards	1-1	2-4
NET YARDS PASSING	345	259
Sacked-Yards Lost	1-9	0-0
Gross Yards	354	259
PASSING: Att.-Comp.-INT	43-26-2	35-22-2
Avg. Per Play	7.8	7.4
KICKOFFS: No.-In EZ-Touchbacks	6-1-0	9-6-1
PUNTS: No.-Avg.	4-50.5	3-38.7
Had Blocked	0	0

TEAM STATISTICS	NO	NYG
FGs-PATs HAD BLOCKED	0-0	0-0
Net Punting Avg.	45.8	37.0
TOTAL RETURN YARDAGE	90	110
No. and Yards Punt Returns	2-5	2-19
No. and Yards Kickoff Returns	8-149	6-287
No. and Yards Interception Returns	2-85	2-91
PENALTIES: No.-Yds.	10-81	6-55
FUMBLES: No.-Lost	2-2	1-0
TOUCHDOWNS	3	7
Rushing	1	2
Passing	1	4
Interceptions	1	0
Kickoff Returns	0	1
EXTRA POINTS: Made-Att.	3-3	7-7
Kicking: Made-Att.	3-3	7-7
FIELD GOALS: Made-Att.	2-2	1-2
RED ZONE EFFICIENCY	2-4-50%	4-5-80%
GOAL-TO-GO EFFICIENCY	0-0-0%	3-3-100%
SAFETIES	0	0
FINAL SCORE	27	52
TIME OF POSSESSION	30:18	29:42

VS.
TAMPA BAY
GAME 14

SAINTS: 41 BUCCANEERS: 0
MERCEDES-BENZ SUPERDOME
NEW ORLEANS, LA. - 12/16/12
ATTENDANCE: 73,096 TIME: 3:05

New Orleans broke a three-game losing streak as the club put together their most dominating performance of the season in all three phases. The shutout, aided by five forced turnovers, four of which were interceptions, was the 13th in franchise history and first since 1995.

CB **Jabari Greer** had a career-high two interceptions. Offensively, QB **Drew Brees** completed 26 of 39 for 307 yards, one TD apiece to four players and a 124.6 passer rating. RB **Mark Ingram** added a season-high 90 yards rushing and one TD. The Saints steamed to 447 yards of offense with a season-high 41 point output. The victory improved the Saints to 6-8 and kept their slim postseason hopes alive.

New Orleans scored on the opening possession when Brees found TE **David Thomas** for a nine-yard pass play. Following Greer's first interception, New Orleans' next points would come from a second quarter 25-yard field goal by K **Garrett Hartley**.

In the middle of the second quarter, an interception by S **Rafael Bush** set up the drive for a two-yard touchdown from Brees to RB **Darren Sproles** and the 17-0 lead. Inside the two-minute warning following a 37-yard punt return by Sproles, the Saints ended the half with a 38-yard march, capped by a seven-yard scoring pass from Brees to WR **Lance Moore** for a 24-0 halftime lead.

After the Saints opened the second half when S **Isa-Abdul Quddus** intercepted Tampa Bay QB **Josh Freeman**, Brees answered with an eight-play, 92-yard drive that featured a 31-yard gain by Ingram and ended with a 34-yard touchdown pass to WR **Joseph Morgan**.

Greer picked off Freeman in the end zone at the start of the fourth quarter, setting up a 36-yard field goal by Hartley. After DE **Cameron Jordan** sacked Freeman and forced him to cough up the football, QB **Chase Daniel** ran three plays in relief of Brees, ending with an 11-yard touchdown run by Ingram to end the scoring at 41-0.

GAME NOTES

QB Drew Brees ended the day completing 26 of 39 passes for 307 yards with four TD passes and a 124.6 rating.

CB Jabari Greer set a single-game, career-high with two interceptions.

DE Cameron Jordan's sack gave him a career-high eight for the season.

The shutout was the first by the Saints since a 12-0 blanking of the New York Jets on Dec. 24, 1995.

SAINTS–BUCCANEERS GAME SUMMARY

Tampa Bay Buccaneers	**0**	**0**	**0**	**0**	**-**	**0**
New Orleans Saints	**7**	**17**	**7**	**10**	**-**	**41**

Team	Qtr	Time	Play Description (Extra Point) (Drive Info)	V-H
NO	1	11:12	D. Thomas 9 pass from Brees (Hartley kick) (7-74, 3:48)	0-7
NO	2	13:23	Hartley 25 FG (11-74, 5:43)	0-10
NO	2	4:57	Sproles 2 pass from Brees (Hartley kick) (8-51, 4:26)	0-17
NO	2	0:09	Moore 7 pass from Brees (Hartley kick) (5-38, 0:55)	0-24
NO	3	9:05	Morgan 34 pass from Brees (Hartley kick) (8-92, 4:24)	0-31
NO	4	8:09	Hartley 36 FG (8-63, 2:46)	0-34
NO	4	4:54	Ingram 11 run (Hartley kick) (3-43, 1:32)	0-41

FIELD GOALS (made () and missed)
TB: None

NO: Hartley (25) (36)

14 VS. TAMPA BAY

TAMPA BAY BUCCANEERS

RUSHING	ATT	YDS	AVG	LG	TD
Blount	4	25	6.3	10	0
Tandy	1	18	18.0	18	0
Martin	9	16	1.8	11	0
Freeman	2	8	4.0	9	0
Total	16	67	4.2	18	0

PASSING	ATT	CMP	YDS	SK/YD	TD	LG	INT
Freeman	47	26	279	2/11	0	24	4
Orlovsky	7	4	51	0/0	0	24	0
Total	54	30	330	2/11	0	24	4

RECEIVING	NO	YDS	AVG	LG	TD
Clark	8	42	5.3	10	0
Jackson	6	81	13.5	19	0
Williams	4	63	15.8	24	0
Underwood	3	46	15.3	19	0
Stocker	3	23	7.7	15	0
Martin	3	19	6.3	8	0
Ware	2	32	16.0	23	0
Owusu	1	24	24.0	24	0
Total	30	330	11.0	24	0

INT	NO	YDS	AVG	LG	TD
Total	0	0	0.0	0	0

PUNTING	NO	YDS	AVG	TB	I20	LG
Koenen	4	195	48.8	0	0	58
Total	4	195	48.8	0	0	58

PT RET	NO	YDS	AVG	FC	LG	TD
Parrish	1	39	39.0	1	39	0
Total	1	39	39.0	1	39	0

KO RET	NO	YDS	AVG	FC	LG	TD
Parrish	3	63	21.0	0	25	0
Ware	1	7	7.0	0	7	0
Total	4	70	17.5	0	25	0

NEW ORLEANS SAINTS

RUSHING	ATT	YDS	AVG	LG	TD
Ingram	14	90	6.4	31	1
Sproles	5	22	4.4	15	0
P. Thomas	4	13	3.3	7	0
Henderson	1	13	13.0	13	0
Brees	1	11	11.0	11	0
Total	25	149	6.0	31	1

PASSING	ATT	CMP	YDS	SK/YD	TD	LG	INT
Brees	39	26	307	1/9	4	34t	0
Total	39	26	307	1/9	4	34t	0

RECEIVING	NO	YDS	AVG	LG	TD
Graham	5	69	13.8	24	0
Sproles	5	21	4.2	7	1
Moore	4	42	10.5	16	1
Colston	3	60	20.0	26	0
P. Thomas	3	26	8.7	20	0
Morgan	2	61	30.5	34t	1
D. Thomas	2	21	10.5	12	1
Collins	1	4	4.0	4	0
Cadet	1	3	3.0	3	0
Total	26	307	11.8	34	4

INT	NO	YDS	AVG	LG	TD
Greer	2	3	1.5	3	0
Bush	1	40	40.0	40	0
Abdul-Quddus	1	0	0.0	0	0
Total	4	43	10.8	40	0

PUNTING	NO	YDS	AVG	TB	I20	LG
Morstead	5	268	53.6	1	0	60
Total	5	268	53.6	1	0	60

PT RET	NO	YDS	AVG	FC	LG	TD
Sproles	3	38	12.7	1	37	0
Total	3	38	12.7	1	37	0

KO RET	NO	YDS	AVG	FC	LG	TD
Cadet	1	30	30.0	0	30	0
Total	1	30	30.0	0	30	0

TEAM STATISTICS	TB	NO
TOTAL FIRST DOWNS	20	24
By Rushing	4	7
By Passing	16	15
By Penalty	0	2
3rd DOWN EFFICIENCY	4-13-31%	4-11-36%
4th DOWN EFFICIENCY	1-3-33%	0-0-0%
TOTAL NET YARDS	386	447
Total Plays	72	65
Avg. Per Play	5.4	6.9
NET YARDS RUSHING	67	149
Total Rushes	16	25
Avg. Per Play	4.2	6.0
Tackles For Loss-Yards	2-6	5-9
NET YARDS PASSING	319	298
Sacked-Yards Lost	2-11	1-9
Gross Yards	330	307
PASSING: Att.-Comp.-INT	54-30-4	39-26-0
Avg. Per Play	5.7	7.5
KICKOFFS: No.-In EZ-Touchbacks	1-1-0	8-6-4
PUNTS: No.-Avg.	4-48.8	5-53.6
Had Blocked	0	0

TEAM STATISTICS	TB	NO
FGs-PATs HAD BLOCKED	0-0	0-0
Net Punting Avg.	39.3	41.8
TOTAL RETURN YARDAGE	39	81
No. and Yards Punt Returns	1-39	3-38
No. and Yards Kickoff Returns	4-70	1-30
No. and Yards Interception Returns	0-0	4-43
PENALTIES: No.-Yds.	7-84	6-55
FUMBLES: No.-Lost	1-1	0-0
TOUCHDOWNS	0	5
Rushing	0	1
Passing	0	4
EXTRA POINTS: Made-Att.	0-0	5-5
Kicking: Made-Att.	0-0	5-5
FIELD GOALS: Made-Att.	0-0	2-2
RED ZONE EFFICIENCY	0-2-0%	4-6-67%
GOAL-TO-GO EFFICIENCY	0-0-0%	2-3-67%
SAFETIES	0	0
FINAL SCORE	0	41
TIME OF POSSESSION	28:54	31:06



AT
DALLAS

GAME 15

SAINTS: 34 COWBOYS: 31
COWBOYS STADIUM
ARLINGTON, TEXAS - 12/23/12
ATTENDANCE: 92,570 TIME: 3:37



While New Orleans put together another near-flawless offensive performance for the second straight week, when they did make a mistake, a gritty, heads-up play by TE **Jimmy Graham** helped set up a 34-31 overtime win.

New Orleans first took the ball down the field on a 10-play, 80-yard drive, ending with a nine-yard TD run by RB **Mark Ingram**. In the second quarter, Dallas QB **Tony Romo** found WR **Dez Bryant** for two 58-yard TDs. The Saints quickly responded as QB **Drew Brees** engineered a 12-play, 90-yard drive ending with a six-yard TD pass to WR **Lance Moore**.

The Saints would then force a quick three-and-out and get the ball back with 47 seconds remaining in the first half, enough time for K **Garrett Hartley** to boot at 37-yard field goal to go into the half with a 17-14 lead.

At the start of the third quarter, the Cowboys got the ball and K **Dan Bailey** tied the score with a 47-yard field goal.

New Orleans got the ball back at the Dallas five-yard line late in the third quarter when LB **Curtis Lofton** forced Cowboys RB **DeMarco Murray** to fumble and he recovered. Three plays later, Brees found RB **Pierre Thomas** for a five-yard TD. The lead extended to 31-17 early in the fourth quarter when Brees found TE **David Thomas** on a three-yard scoring throw. The Cowboys sent the game to overtime with two quick touchdowns.

The Saints forced Dallas to punt first. With the ball, Graham fell on a fumble by WR **Marques Colston** at the Dallas two-yard line, setting up a game-winning 20-yard field goal by Hartley.

GAME NOTES

The victory gave New Orleans an all-time 10-12 record in overtime.

QB Drew Brees completed 37-of-53 passes for 446 yards with three touchdown passes, as he garnered the second-most passing yardage in franchise history.

LB Curtis Lofton tied for the team lead with eight tackles, while also adding a forced fumble and fumble recovery.

SAINTS–COWBOYS GAME SUMMARY

New Orleans Saints	**7**	**10**	**7**	**7**	**3**	**- 34**
Dallas Cowboys	**0**	**14**	**3**	**14**	**0**	**- 31**

Team	Qtr	Time	Play Description (Extra Point) (Drive Info)	V-H
NO	1	10:25	Ingram 9 run (Hartley kick) (10-85, 4:35)	7-0
DAL	2	12:47	Bryant 58 pass from Romo (Bailey kick) (3-74, 1:28)	7-7
DAL	2	5:43	Bryant 58 pass from Romo (Bailey kick) (5-75, 3:23)	7-14
NO	2	1:11	Moore 6 pass from Brees (Hartley kick) (12-90, 4:32)	14-14
NO	2	0:00	Hartley 37 FG (5-51, 0:47)	17-14
DAL	3	10:26	Bailey 47 FG (9-47, 4:34)	17-17
NO	3	4:03	P. Thomas 5 pass from Brees (Hartley kick) (3-5, 0:14)	24-17
NO	4	11:10	D. Thomas 3 pass from Brees (Hartley kick) (10-98, 4:53)	31-17
DAL	4	3:35	Harris 16 pass from Romo (Bailey kick) (5-80, 1:10)	31-24
DAL	4	0:15	Austin 19 pass from Romo (Bailey kick) (7-64, 1:14)	31-31
NO	OT	10:33	Hartley 20 FG (7-72, 3:00)	34-31

FIELD GOALS (made () and missed)
NO: Hartley 36 WL (37) (20)

DAL: Bailey (47)

15 @ DALLAS

NEW ORLEANS SAINTS

RUSHING	ATT	YDS	AVG	LG	TD
Ingram	21	53	2.5	9t	1
Sproles	9	48	5.3	17	0
P. Thomas	7	16	2.3	7	0
Brees	1	-1	-1.0	-1	0
Total	38	116	3.1	17	1

PASSING	ATT	CMP	YDS	SK/YD	TD	LG	INT
Brees	53	37	446	0/0	3	60	0
Total	53	37	446	0/0	3	60	0

RECEIVING	NO	YDS	AVG	LG	TD
Colston	10	153	15.3	60	0
Sproles	7	104	14.9	44	0
Graham	7	88	12.6	26	0
P. Thomas	7	61	8.7	16	1
Moore	4	30	7.5	11	1
Ingram	1	7	7.0	7	0
D. Thomas	1	3	3.0	3t	1
Total	37	446	12.1	60	3

INT	NO	YDS	AVG	LG	TD
Total	0	0	0.0	0	0

PUNTING	NO	YDS	AVG	TB	I20	LG
Morstead	5	263	52.6	1	2	63
Total	5	263	52.6	1	2	63

PT RET	NO	YDS	AVG	FC	LG	TD
Sproles	2	10	5.0	2	8	0
Total	2	10	5.0	2	8	0

KO RET	NO	YDS	AVG	FC	LG	TD
P. Thomas	2	27	13.5	0	16	0
Cadet	1	18	18.0	0	18	0
Sproles	1	15	15.0	0	15	0
Total	4	60	15.0	0	18	0

DALLAS COWBOYS

RUSHING	ATT	YDS	AVG	LG	TD
Murray	11	40	3.6	9	0
Total	11	40	3.6	9	0

PASSING	ATT	CMP	YDS	SK/YD	TD	LG	INT
Romo	43	26	416	2/10	4	58t	0
Total	43	26	416	2/10	4	58t	0

RECEIVING	NO	YDS	AVG	LG	TD
Bryant	9	224	24.9	58t	2
Witten	6	60	10.0	19	0
Murrary	4	51	12.8	22	0
Austin	4	45	11.3	19t	1
Harris	1	16	16.0	16t	1
Ogeltree	1	12	12.0	12	0
Hanna	1	8	8.0	8	0
Total	26	416	16.0	58t	4

INT	NO	YDS	AVG	LG	TD
Total	0	0	0.0	0	0

PUNTING	NO	YDS	AVG	TB	I20	LG
Moorman	6	307	51.2	1	2	63
Total	6	307	51.2	1	2	63

PT RET	NO	YDS	AVG	FC	LG	TD
Harris	2	39	19.5	0	28	0
Total	0	0	0.0	1	0	0

KO RET	NO	YDS	AVG	FC	LG	TD
Harris	2	29	14.5	0	29	0
Total	2	29	14.5	0	29	0

TEAM STATISTICS	NO	DAL
TOTAL FIRST DOWNS	33	18
By Rushing	5	2
By Passing	25	16
By Penalty	3	0
3rd DOWN EFFICIENCY	11-19-58%	2-10-20%
4th DOWN EFFICIENCY	0-0-0%	1-1-100%
TOTAL NET YARDS	562	446
Total Plays	91	56
Avg. Per Play	6.2	8.0
NET YARDS RUSHING	116	40
Total Rushes	38	11
Avg. Per Play	3.1	3.6
Tackles For Loss-Yards	5-12	1-6
NET YARDS PASSING	446	406
Sacked-Yards Lost	0-0	2-10
Gross Yards	446	416
PASSING: Att.-Comp.-INT	53-37-0	43-26-0
Avg. Per Play	8.4	9.0
KICKOFFS: No.-In EZ-Touchbacks	6-5-4	6-3-2
PUNTS: No.-Avg.	5-52.6	6-51.2
Had Blocked	0	0

TEAM STATISTICS	NO	DAL
FGs-PATs HAD BLOCKED	0-0	0-0
Net Punting Avg.	40.8	46.2
TOTAL RETURN YARDAGE	10	39
No. and Yards Punt Returns	2-10	2-39
No. and Yards Kickoff Returns	4-60	2-29
No. and Yards Interception Returns	0-0	0-0
PENALTIES: No.-Yds.	6-42	5-32
FUMBLES: No.-Lost	2-0	2-1
TOUCHDOWNS	4	4
Rushing	1	0
Passing	3	4
EXTRA POINTS: Made-Att.	4-4	4-4
Kicking: Made-Att.	4-4	4-4
FIELD GOALS: Made-Att.	2-3	1-1
RED ZONE EFFICIENCY	4-7-57%	2-2-100%
GOAL-TO-GO EFFICIENCY	4-5-80%	0-0-0%
SAFETIES	0	0
FINAL SCORE	34	31
TIME OF POSSESSION	41:59	22:28

VS.
CAROLINA
GAME 16

PANTHERS: 44 SAINTS: 38
MERCEDES-BENZ SUPERDOME
NEW ORLEANS, LA. - 12/30/12
ATTENDANCE: 73,124 TIME: 3:24

Closing out the season after missing the playoffs for the first time since 2008, New Orleans fell short and finished at 7-9 following their season finale.

Carolina opened up a 3-0 lead midway through the first quarter with a field goal, extending it to 10-0 with a one-yard touchdown run by FB **Mike Tolbert**.

The Saints regained the lead at 14-10 with two second quarter TDs. QB **Drew Brees** led the offense on a 76-yard drive in seven plays finishing with a seven-yard touchdown pass to WR **Marques Colston**. LB **Jonathan Vilma** then would pick off Carolina QB **Cam Newton** and return it 18 yards for a score. The Panthers and Saints would trade field goals with New Orleans holding a 17-13 edge at halftime.

At the start of the second half, Brees found TE **Jimmy Graham** for a 19-yard touchdown to extend the lead to 24-13. However the Panthers would score 28 unanswered points on four consecutive rushing touchdowns going into the fourth quarter.

Midway through the fourth quarter, Brees quickly engineered an 81-yard drive in 10 plays and found Colston for a nine-yard touchdown to cut the deficit to 41-31.

However, New Orleans failed to recover the ensuing onside kick, which would set up a 42-yard field goal and a 44-31 lead for the Panthers as both clubs would end their 2012 campaigns at 7-9.

GAME NOTES

QB Drew Brees passed for 396 yards, as he would end the season with 5,177 yards passing, the second-highest total of his career and third-highest NFL total all-time, also making him the only NFL QB to reach 5,000 yards three times.

The Saints recorded their third consecutive performance of at least 30 points, the first time they did so in 2012.

LB Jonathan Vilma led the team with a season-high 11 tackles and returned an interception 18 yards for a touchdown.

SAINTS–PANTHERS GAME SUMMARY

Carolina Panthers	**3**	**10**	**14**	**17**	**-**	**44**
New Orleans Saints	**0**	**17**	**7**	**14**	**-**	**38**

Team	Qtr	Time	Play Description (Extra Point) (Drive Info)	V-H
CAR	1	5:41	Gano 20 FG (15-76, 7:06)	3-0
CAR	2	8:23	Tolbert 1 run (Gano kick) (3-82, 1:12)	10-0
NO	2	5:14	Colston 7 pass from Brees (Hartley kick) (7-76, 3:04)	10-7
NO	2	4:31	Vilma 18 interception return (Hartley kick)	10-14
CAR	2	0:39	Gano 31 FG (9-60, 3:52)	13-14
NO	2	0:00	Hartley 53 FG (5-47, 0:39)	13-17
NO	3	10:45	Graham 19 pass from Brees (Hartley kick) (8-80, 4:15)	13-24
CAR	3	8:48	D. Williams 54 run (Gano kick) (4-80, 1:57)	20-24
CAR	3	2:29	Tolbert 1 run (Gano kick) (3-36, 1:18)	27-24
CAR	4	10:16	Tolbert 1 run (Gano kick) (9-80, 4:36)	34-24
CAR	4	8:23	D. Williams 12 run (Gano kick) (1-12, 0:06)	41-24
NO	4	5:10	Colston 9 pass from Brees (Hartley kick) (10-81, 3:13)	41-31
CAR	4	4:08	Gano 42 FG (4-5, 1:02)	44-31
NO	4	2:52	Sproles 33 pass from Brees (Hartley kick) (4-80, 1:16)	44-38

FIELD GOALS (made () and missed)
CAR: Gano (20) 54WR (31) (42)
NO: Hartley (53)

16 VS. CAROLINA

CAROLINA PANTHERS

RUSHING	ATT	YDS	AVG	LG	TD
D. Williams	21	210	10.0	65	2
Newton	7	34	4.9	16	0
Tolbert	10	25	2.5	5	3
LaFell	1	4	4.0	4	0
Total	39	273	7.0	65	5

PASSING	ATT	CMP	YDS	SK/YD	TD	LG	INT
Newton	33	16	248	1/3	0	34	1
D. Anderson	1	1	12	0/0	0	12	0
Total	34	17	260	1/3	0	34	1

RECEIVING	NO	YDS	AVG	LG	TD
LaFell	5	62	12.4	19	0
Olsen	4	43	10.8	16	0
S. Smith	3	73	24.3	31	0
Murphy	3	57	19.0	34	0
Tolbert	1	22	22.0	22	0
D. Williams	1	3	3.0	3	0
Total	17	260	15.3	34	0

INT	NO	YDS	AVG	LG	TD
Godfrey	1	0	0.0	0	0
Total	1	0	0.0	0	0

PUNTING	NO	YDS	AVG	TB	I20	LG
Nortman	2	101	50.5	1	0	54
Total	2	101	50.5	1	0	54

PT RET	NO	YDS	AVG	FC	LG	TD
Edwards	2	77	38.5	1	69	0
Total	2	77	38.5	1	69	0

KO RET	NO	YDS	AVG	FC	LG	TD
A. Smith	1	25	25.0	0	25	0
Total	1	25	25.0	0	25	0

NEW ORLEANS SAINTS

RUSHING	ATT	YDS	AVG	LG	TD
Ingram	10	39	3.9	17	0
Ivory	4	22	5.5	11	0
Sproles	3	1	0.3	5	0
Morgan	1	1	1.0	1	0
Total	18	63	3.5	17	0

PASSING	ATT	CMP	YDS	SK/YD	TD	LG	INT
Brees	43	29	396	2/18	4	51	1
Total	43	29	396	2/18	4	51	1

RECEIVING	NO	YDS	AVG	LG	TD
Graham	9	115	12.8	27	1
Sproles	8	79	9.9	33t	1
Colston	5	52	10.4	18	2
Moore	4	121	30.3	51	0
Henderson	1	16	16.0	16	0
Morgan	1	8	8.0	8	0
Collins	1	5	5.0	5	0
Total	29	396	13.7	51	4

INT	NO	YDS	AVG	LG	TD
Vilma	1	18	18.0	18t	1
Total	1	18	18.0	18t	1

PUNTING	NO	YDS	AVG	TB	I20	LG
Morstead	6	276	46.0	1	2	61
Total	6	276	46.0	1	2	61

PT RET	NO	YDS	AVG	FC	LG	TD
Sproles	1	-1	-1.0	0	-1	0
Total	1	-1	-1.0	0	-1	0

KO RET	NO	YDS	AVG	FC	LG	TD
Sproles	3	66	22.0	0	27	0
Cadet	1	29	29.0	0	29	0
Total	4	95	23.8	0	29	0

TEAM STATISTICS	CAR	NO
TOTAL FIRST DOWNS	28	22
By Rushing	12	3
By Passing	13	18
By Penalty	3	1
3rd DOWN EFFICIENCY	10-16-63%	4-12-33%
4th DOWN EFFICIENCY	0-0-0%	2-2-100%
TOTAL NET YARDS	530	441
Total Plays	74	63
Avg. Per Play	7.2	7.0
NET YARDS RUSHING	273	63
Total Rushes	39	18
Avg. Per Play	7.0	3.5
Tackles For Loss-Yards	3-3	2-8
NET YARDS PASSING	257	378
Sacked-Yards Lost	1-3	2-18
Gross Yards	260	396
PASSING: Att.-Comp.-INT	34-17-1	43-29-1
Avg. Per Play	7.3	8.4
KICKOFFS: No.-In EZ-Touchbacks	9-9-5	6-3-3
PUNTS: No.-Avg.	2-50.5	6-46.0
Had Blocked	0	0

TEAM STATISTICS	CAR	NO
FGs-PATs HAD BLOCKED	0-0	0-0
Net Punting Avg.	41.0	29.8
TOTAL RETURN YARDAGE	77	17
No. and Yards Punt Returns	2-77	1- -1
No. and Yards Kickoff Returns	1-25	4-95
No. and Yards Interception Returns	1-0	1-18
PENALTIES: No.-Yds.	4-36	5-55
FUMBLES: No.-Lost	0-0	0-0
TOUCHDOWNS	5	5
Rushing	5	0
Passing	0	4
Interceptions	0	1
EXTRA POINTS: Made-Att.	5-5	5-5
Kicking: Made-Att.	5-5	5-5
FIELD GOALS: Made-Att.	3-4	1-1
RED ZONE EFFICIENCY	4-7-57%	3-3-100%
GOAL-TO-GO EFFICIENCY	3-5-60%	0-0-0%
SAFETIES	0	0
FINAL SCORE	44	38
TIME OF POSSESSION	33:55	26:05



FOOTBALL OPERATIONS



Ryan PACE

DIRECTOR OF PLAYER PERSONNEL

Ryan Pace enters his first season as the Saints director of player personnel in 2013. He will oversee the club's player personnel deparment, working closely with Director of College Scouting Rick Reiprish, as well as the pro personnel department.

Entering his 12th year as a member of the Saints player personnel department, Pace spent the last six seasons as the club's director of pro scouting. In addition to overseeing the club's staff of pro scouts, Pace's responsibilities included recommending player acquisitions by evaluating current Saints players and scouting current and future free agents from the NFL and other professional leagues, monitoring the waiver wire, researching possible trade opportunities and supervising the advance scouting of upcoming opponents. In addition, as the organization prepared for the NFL Draft following the season, Pace assisted in the evaluation of some of the top college prospects.

Prior to becoming director of pro scouting, Pace served as a pro scout from 2004-06, with his efforts including evaluating veteran free agents, scouting upcoming opponents and evaluating college players in preparation for the NFL Draft. He had served as a scouting assistant for two years starting in 2002. His well-rounded experiences included evaluating players from around the league as well as prospects from NFL Europe, the Arena Football League and the Canadian Football League. Pace also tracked player movement, scouted college players and assisted in the preparation of the draft room.

In 2008, he was selected by the club to attend the Stanford Business School's Executive Education NFL-Stanford Program for Managers, an educational program and honor known across the league as an important training ground for promising executives.

Pace first joined the Saints in 2001, assisting in the coordination of all operations on game days, training camp and with the Superdome.

Originally from Flower Mound, Texas, Pace was a four-year letterman at defensive end at Eastern Illinois (1995-99) – serving as team captain as a senior – and graduated with a bachelor's degree in marketing.



Rick REIPRISH

DIRECTOR OF COLLEGE SCOUTING

A key member of the Saints' player personnel department since 2004, Rick Reiprish has been an integral part of the club's scouting efforts since arriving in New Orleans. He brings over three decades of experience to his position.

As the club's director of college scouting, his responsibilities include coordinating the efforts of the team's area scouts, working to build a consensus entering the draft and grading and scouting college players throughout the year. Reiprish's insight has been essential to the Saints' success during the NFL Draft since his arrival.

New Orleans has picked up a steady stream of top contributors since 2004, including Pro Bowlers DE/LB Will Smith, T Jammal Brown, S Roman Harper, G Jahri Evans, G Carl Nicks. T Jermon Bushrod, TE Jimmy Graham and P Thomas Morstead, as well as CB/S Malcolm Jenkins and DE Cameron Jordan. The draft has also brought mid- and late-round finds such as Bushrod, Evans, Nicks, WR Marques Colston, T Zach Strief and Morstead, and the scouts have made savvy discoveries in undrafted free agents, most notably RB Pierre Thomas.

Reiprish joined the Saints following an eight-year stint (1994-2002) with Jacksonville as director of player personnel where he was an architect of the Jaguars' rapid ascension to the top of the AFC. He was responsible for each of the club's drafts since its inaugural effort in 1995, selecting such stalwarts as T Tony Boselli, DE Tony Brackens, RB Fred Taylor, S Donovin Darius and CB Fernando Bryant. Of the team's seven first-round picks from 1995 to 1999, each became a starter, more than any other NFL team in that span.

Originally hired as the Jaguars' director of college scouting in 1994, Reiprish was promoted to director of player personnel in 1998. He was responsible for the pro and college scouting departments, including directing the scouting of college players and the draft as well as the evaluation of veteran free agents.

Reiprish joined the Jaguars after working for the Seattle Seahawks for 10 years (1984-94), first as an area scout before being promoted to eastern scout supervisor in 1989. He began his NFL career as a southeast scout with BLESTO from 1979-82. For the previous three years, he was a personnel scout for the Kansas City Chiefs.

Reiprish coached wide receivers and running backs at Austin Peay State University (1973-76) before going to East Tennessee State in 1977, where he

coached quarterbacks and running backs. In 1978, he was offensive line coach at North Alabama.

A native of Shamokin, Pa., Reiprish graduated from Villanova in 1972 where he played wide receiver and tight end in his career after being recruited to play quarterback for the Wildcats. He earned a master's degree in education-administration and supervision from Austin Peay in 1974.



Khai HARLEY

DIRECTOR OF FOOTBALL ADMINISTRATION

Entering his sixth season with the Saints and 13th in the NFL, Director of Football Administration Khai Harley's primary focus is salary cap management. He works in conjunction with the player personnel department, making the club's player acquisitions fit within the structure of the cap. His duties also include contract negotiations, coordinating different areas of football operations and being involved in the administrative functions of running the club.

Harley has a deep background in NFL salary cap administration, Collective Bargaining Agreement (CBA) regulations, and the research of player contracts. He arrived in New Orleans in 2008 after serving for five years as the Manager of Labor Operations with the NFL Management Council. He was responsible for ensuring personnel transactions and player contracts submitted by each team complied with the CBA and the NFL's Constitution & Bylaws while also providing advice to club officials during contract negotiations.

On a daily basis, Harley researches contracts and cap statistics from not only the club but from around the league. It is similar to the daily and yearly reconciliation he did for all 32 clubs in his former position, where he calculated cap figures for each team, made adjustments for the following year and analyzed statistical trends related to player signings.

Harley has also been a member of the NFL's Diversity Council since 2005, which is designed to promote diversity throughout the NFL's administrative offices, recommend diversity initiatives and implement/oversee approved programs. He started in the League Office in 2002 as a player personnel analyst, working to ensure each team's compliance with the salary cap, analyzing player contracts and researching the eligibility of college players.

Harley served as an administrative intern with the Philadelphia Eagles from 2001-02 – gathering data used to determine whether players earned performance-

based incentives while also handling other administrative duties – and earlier in 2001 served as football operations intern for the Indianapolis Colts.

Prior to entering the NFL, Harley was a financial analyst with Bloomberg, L.P. from 1995-2000, analyzing domestic and international bond markets, studying trends in European markets for clients, training employees and international staff and ensuring debt issuance within Emerging, Latin American, and U.S. Private Placement Markets were in compliance with corporate and SEC guidelines.

Harley graduated with a bachelor's degree in accounting from Rutgers University in 1998, twice receiving the National Association of Black Accountants Scholarship Award. He earned a master's degree in sports management from Springfield College in 2001. Harley was recognized by the Rutgers' African-American Alumni Alliance in 2012 as a Hall of Fame inductee for his continuing contributions in supporting the educational programming, cultural awareness and development in continuing education in the undergraduate, graduate and post graduate levels.



James NAGAOKA
DIRECTOR OF OPERATIONS

Entering his 14th season with the Saints and 36th overall in the NFL, Director of Operations James Nagaoka oversees all aspects of the logistics and day-to-day needs of the football team. He was promoted to his current position in 2003.

Nagaoka arrived in New Orleans in 2000 and served as director of team logistics/box office manager for three seasons. Included in his many responsibilities is managing the Saints' training camp operations, and in 2002 Nagaoka coordinated the construction of the indoor practice field, locker room, weight room and cafeteria at the Saints facility.

He joined the Saints after working for the Seattle Seahawks for 22 years, holding a wide spectrum of responsibilities during his tenure. His duties included entertainment, travel coordination, special projects and ticket sales. As ticket director, Nagaoka managed both sales and operations for 15-consecutive sold-out seasons.

A graduate of the University of Washington, Nagaoka has degrees in communications and Japanese literature.



Terry FONTENOT

DIRECTOR OF PRO SCOUTING

Terry Fontenot begins his 11th season with the Saints organization and first as the director of pro scouting. His responsibilities in managing the pro personnel department on a daily basis will include recommending player acquisitions by evaluating players from all professional leagues, including the Saints roster, monitoring the waiver wire and supervising the advance scouting of upcoming opponents.

Fontenot spent the last seven seasons as a pro scout, where his responsibilities included evaluating and rating current professional players and preparing the club for acquisitions through free agency or the waiver wire. He would also assist in the team's draft preparations and the weekly advance scouting of upcoming opponents.

Fontenot has held multiple positions in the scouting department, including as a pro scouting assistant – where he helped evaluate free agents, track player movement, studied film and aided in the planning for the NFL Draft – and as an assistant in player personnel.

In 2012, he was selected by the club to attend the Stanford Business School's Executive Education NFL-Stanford Program for Managers, an education program and honor known across the league as an important training ground for promising executives.

A native of Lake Charles, La., he had a standout prep career and was an all-state defensive back at Lagrange High School. A four-year letterman at safety for Tulane from 1999-2002, Fontenot served as a team captain in 2001 and was a member of the 2002 Hawaii Bowl Champion team. He graduated with a bachelor's degree in business and organizational information technology.



Ryan POWELL

PRO SCOUT

Entering his seventh season as a Pro Scout and ninth with the Saints, Ryan Powell has a wealth of responsibilities that include evaluating free agents from the NFL and other professional leagues, monitoring the waiver wire and advance scouting of opponents. Powell, who also assists in the club's yearly draft preparations, spent his first two years in New Orleans as the team's Combine Scout. In that position,

Powell evaluated college players for both the Saints as well as contributing reports to the National Football Scouting Combine.

Previously, Powell served as a Saints training camp intern in 2004. He also worked on the coaching staff at Linfield College as an assistant on the team that won the 2004 NCAA Division III National Championship. Powell also worked for the Seattle Seahawks for three summers (1998-2000) as a training camp assistant.

A native of Bend, Ore., Powell graduated with a bachelor's degree in political science and history from Linfield in 2002. He had a standout prep career at Mountain View High School, where he earned All-State honors before playing linebacker at Linfield.



Dwaune JONES
REGIONAL SCOUT

With a background that includes stints as a professional player, coach and scout, Dwaune Jones enters his ninth season with the Saints and second as the Northern regional scout. He served as the Saints Midwest area scout before earning his recent promotion.

A former wide receiver in the NFL and NFL Europe, his prior experience also includes coaching wide receivers for the NFL Cologne Centurions from 2004-05 and serving as a training camp scouting intern for the Seattle Seahawks in 2004.

Jones was allocated to NFL Europe by Seattle in 2001 and caught 33 passes for 577 yards and five touchdowns for Berlin. In their World Bowl IX victory over Barcelona, Jones caught six passes for 161 yards and two touchdowns, including a game-winning 53-yard strike with 4:08 left.

Jones also has NFL playing experience with the Cleveland Browns and Houston Texans and served as a training camp intern coach in NFL Europe in 2003.

During his college career at the University of Richmond, Jones was a three-year starter who hauled in 146 receptions for 1,994 yards and departed ranked sixth in school history with 15 touchdowns. Jones was also a sprinter on the track team.



Josh LUCAS

REGIONAL SCOUT

Josh Lucas embarks on his ninth year with the Saints player personnel department in 2013 and his second as the Southern regional scout after serving five years scouting the Southwest for the club.

Prior to being promoted to an area scout in 2007, Lucas had spent two seasons as a scouting assistant, where he evaluated free agents, tracked player movement and assisted in the preparations for the NFL Draft.

Lucas joined the Saints after working for the Jacksonville Jaguars from 2002-04. In his final two years with the club, he was a marketing analyst working on the "Jacksonville 39" project, a marketing initiative that raised funds to finance capital improvements to ALLTEL Stadium. Those renovations were completed prior to the city hosting Super Bowl XXXIX.

In 2002, he was an intern for Jacksonville in football operations, and worked in the player personnel department during the club's 2004 training camp.

The North Canton, Ohio native graduated Cum Laude from Harvard University, where he played safety from 1997-98 before a series of shoulder injuries ended his career.



Brian ADAMS

AREA SCOUT

Brian Adams enters his sixth season as a member of the club's player personnel department and second as an area scout. He will be responsible for evaluating players from colleges throughout the Southeast region of the country.

A veteran of 26 NFL seasons in player personnel, Adams arrived in New Orleans after spending eight seasons with the Carolina Panthers as an area scout. He joined the Panthers in 2001 after serving as one of only three scouts for the XFL in 2000. His football career began with an internship with the Cleveland Browns in 1982 while Adams was a student at Bowling Green University.

Adams became a full-time employee of the Browns in 1984 with a position in

coaching administration. In 1989, he moved from coaching to scouting and remained with Cleveland until the team's move to Baltimore in 1995.

A native of Berea, Ohio, Adams graduated from Cleveland State University after transferring from Bowling Green.



Mike BAUGH
AREA SCOUT

Mike Baugh—an experienced member of the player personnel department who is entering his 21st season in the NFL—is responsible for evaluating the college prospects located in the Central region of the country. Baugh is in his second stint with the Saints, rejoining the club in 2008 after serving as a pro scout with the club from 2000-04.

From 2005-07, Baugh served as the assistant director of player personnel for the Miami Dolphins. Prior to arriving in Miami, his responsibilities with New Orleans included evaluating free agent prospects, advance scouting of opponents and assisting in yearly draft preparations.

Baugh opened his NFL career with the Seattle Seahawks, spending eight years in various capacities. He started as a public relations intern in 1992, served as an administrative assistant to head coaches Tom Flores and Dennis Erickson from 1993-96 and moved to the personnel department in 1997, where he was a scouting assistant. In 1998, Baugh was named manager of football administration for Seattle, and in 1999, his final year with the club, was promoted to assistant director of pro scouting.

Baugh graduated from Central Washington University with a bachelor's degree in business administration.



Ryan HOLLERN
AREA SCOUT

Ryan Hollern enters his sixth year with the Saints and second as an area scout, after serving for four years as the club's combine scout.

The Indiana, Pa. native joined the Saints in 2008 after serving as coordinator of

recruiting operations at Mississippi State from 2006-07. In that position, he worked in the daily operation of the recruiting office, and his responsibilities included coordinating travel, scholarships, admissions, overseeing the video library and working as a liaison with pro scouts. Hollern was promoted after working as an offensive assistant while completing his graduate studies at MSU. In 2004, he was an administrative assistant in the football office during his initial year as a graduate student.

A 2001 graduate of Gannon University, Hollern played quarterback for two years for the Golden Knights. He coached quarterbacks at Harding University High School (Charlotte, N.C.) for one season prior to arriving at Mississippi State.



Jason MITCHELL
AREA SCOUT

Entering his seventh year as a member of the player personnel department in New Orleans, Jason Mitchell will serve as an area scout in 2013. He will be responsible for evaluating players from colleges throughout the Midwest.

Serving as the club's college scouting coordinator for the last six years, Mitchell was responsible for maintaining the day-to-day operations of the college scouting department. He was also involved in the scouting and evaluation of college players nationally.

The Cresskill, N.J. native came to New Orleans after serving as the director of external operations at Rutgers University from 2005-07, after serving as an undergraduate recruiting assistant for the Scarlet Knights from 2001 until his graduation. He graduated from Rutgers University with a bachelor's degree in sports management in 2005.



Terry WOODEN
AREA SCOUT

Bringing the perspective of a 10-year NFL veteran and the last 10 years as a scout, Terry Wooden enters his seventh year with the Saints as an area scout. His responsibilities include evaluating the prospects from the colleges located in the Western region of the country.

Wooden joined the Saints in 2007 after serving as a college scout for the Buffalo Bills from 2003-2006.

Wooden was selected in the second round (29th overall) by Seattle in the 1990 NFL Draft and played for the Seahawks through 1996. After departing Seattle, he had stints with the Kansas City Chiefs (1997) and the Oakland Raiders (1998). While with the Seahawks, he was voted the 1992 Ed Block Courage Award winner, presented to the player who best exemplifies the principles of courage and sportsmanship.

During his college career at Syracuse, Wooden was a four-year starter and selected to the All-East Coast Athletic Conference first-team three times. He graduated in 1990 with a degree in sociology. Following his career, Wooden was voted to the Syracuse All-Century Team.

Terry's brother, JoJo Wooden, is the director of player personnel for the San Diego Chargers.



Joey VITT
COMBINE SCOUT

Joey Vitt is in his second season as the club's combine scout and seventh as a member of the club's player personnel department. In his position, Vitt works for the Saints and the National Scouting Combine. The club is part of the scouting service, and Vitt's reports on college prospects are shared with other teams that are members.

Prior to being promoted to combine scout in 2012, Vitt had served as a scouting assistant with the Saints for four seasons. In his role, Vitt assisted the team's player personnel department in various areas, including evaluating both college and professional players, advance scouting of upcoming opponents, in-season tryouts and attending college pro days.

Vitt was born March 3, 1980 in Towson, Md. and majored in sports management at Towson. He is the son of Saints Assistant Head Coach/Linebackers Joe Vitt.



Paul ZIMMER

COLLEGE SCOUTING COORDINATOR

Entering his sixth season with the Saints organization, Paul Zimmer enters his first year as college scouting coordinator for the Saints.

He is responsible for maintaining the day-to-day operations of the college scouting department regarding scouts' scheduling, processing and organizing the information gathered on draft-eligible players, as well as maintaining a computer database of scouting reports.

The Sioux Falls, S.D. native served as a video assistant from 2010-13, where his primary duties were filming all games and practices, organizing weekly game film from other teams and creating specialized cutups for the coaching staff. He first joined the club as a ticket and suite sales account executive in 2007.

Zimmer played rugby at Northwest Missouri State and graduated in 2007 with a bachelor's degree in marketing.



Joseph LAINE

SALARY CAP ANALYST/ PLAYER PERSONNEL

Entering his ninth season with the Saints, Joseph Laine has a wide-range of responsibilities in the player personnel department.

Laine serves as salary cap analyst/player personnel, where he assists director of football administration, Khai Harley, with the daily management of the salary cap, CBA compliance and player contract and salary analysis. Laine's duties also include evaluating current players on the Saints' roster, monitoring daily league transactions and performing various projects regarding league wide statistical and market trends. Prior to 2009, Laine served as a player personnel assistant after joining the Saints as a football operations intern in 2005.

He is a graduate of the University of New Orleans with a bachelor's degree in business administration, while currently pursuing an MBA from Tulane University.



Fred McAFEE

DIRECTOR OF PLAYER DEVELOPMENT

With a wide-range of responsibilities centered around helping players and their families improve their quality of life as well as invest in their futures, Fred McAfee enters his seventh season as director of player development. He also organizes continuing college education opportunities, internships, life skills training seminars, financial education classes and family assistance.

In addition, McAfee serves as a conduit between players and their dealings with coaches and management. He also helps rookies adjust to the NFL and assists former players in making the transition into life following their careers. He was a longtime standout as a Saints' player, and retired following the 2006 season after a 15-year career.

The transition to the front office has been smooth for McAfee, who was known as a positive influence in the locker room during his time in the league. He played in 194 games in his career, including 122 contests in two stints with New Orleans. Picked by the Saints in the sixth round of the 1991 NFL Draft, he played for three of the club's five division champion teams and has been affiliated with the team for all five, including the 2009 Super Bowl XLIV Championship campaign.

McAfee first played for the Saints from 1991-1993, leading New Orleans in rushing as a rookie with a career-high 494 yards. That season, the Saints won their first NFC West title. After a seven-game stint with the Arizona Cardinals in 1994, he was signed by Pittsburgh later that season. He stayed with the Steelers until 1997, and served as their special teams captain for two years.

McAfee rejoined the Saints in 2000 and was voted to the Pro Bowl in 2002 for his stellar special teams play. His final game in New Orleans was the 2006 finale vs. Carolina, and one of the final carries of McAfee's career was a six-yard burst for a touchdown in the third quarter.

He attended Mississippi College, where McAfee graduated with a bachelor's degree in mass communications and was inducted into the Division II College Football Hall of Fame in 2011. In 2007, he completed the NFL Managers Program at Stanford University's Executive Education Graduate School of Business. Recently, he completed his Athlete Development Professional Certification at the Wharton School of Business.

PLAYER PERSONNEL | **FOOTBALL OPERATIONS**



DANNY CALLAHAN
IT/Applications Development Manager



MICHAEL PARENTON
Scouting Assistant



CASEY TALLEY
Scouting Assistant



DEBBIE GALLAGHER
Exec. Asst. to the EVP/GM



DANNY LAWLESS
Director of Security



Greg BENSEL

SENIOR VICE PRESIDENT OF COMMUNICATIONS

With responsibilities that include serving as the team's official spokesman, overseeing all internal and external communications and being the primary liaison between the club and national and local media, Senior Vice President of Communications Greg Bensel enters his 17th season with the Saints. In addition to overseeing all communications efforts for the Saints, Bensel also serves in the same role for the NBA's New Orleans Pelicans.

In addition to his duties with both the Saints and Pelicans, Bensel also manages the communications efforts of Saints Owner/Chairman of the Board Tom Benson's community giving and business enterprises.

Bensel was promoted to his current position after serving for nine seasons as director of media & public relations. In addition to managing his staff, his duties include working with the NFL's network media partners, media operations for home and away games and planning the long-range public relations initiatives for the club.

Bensel has also worked on the NFL public relations staffs for Super Bowl XXXII, XXXIII and XXXVI.

Prior to joining the Saints, Bensel was director of media relations for the Super Bowl XXXI Host Committee and the Greater New Orleans Sports Foundation. He has also served on the media committee for the NCAA Men's Final Four, the SEC Men's Basketball Tournament and the Sugar Bowl.

A New Orleans native who graduated from Jesuit High School and Tulane, Bensel started his professional career as a media relations administrator for the

FOOTBALL OPERATIONS

PGA of America in Palm Beach Gardens, Fla., where he served on the public relations staffs for the 1991 PGA Championship, the 1991 Senior PGA Championship and the 1991 Ryder Cup.

COMMUNICATIONS STAFF/PHOTOGRAPHY



DOUG MILLER
Executive Director of Football Communications



DOUG TATUM
Executive Director of Digital Media



JUSTIN MACIONE
Football Communications Manager



LINDSEY MITCHELL
Corporate Communications Manager



ALEX RESTREPO
New Media/Social Media Manager



MATT MENDELSON
Football Communications Assistant



MICHAEL C. HEBERT
Director of Photography



Dave DESPOSITO
VIDEO DIRECTOR

Dave Desposito, who oversees the filming of all games and practices and edits the video on a daily basis for the coaches, scouts and front office personnel, enters his 12th season with the Saints as video director.

Desposito's responsibilities include breaking down the opponent's weekly game video and keeping a detailed archive for the coaching staff. Under his supervision, the Saints have also installed a state-of-the-art, digital editing system networked throughout the building via computer, accessible by the coaching and player personnel staff. Desposito also oversaw the club's upgrade to HD technology.

It's time-consuming work that involves late nights and tight deadlines, and the

game film that Desposito and his staff generates – as well as that of every NFL team – is uploaded to a network that all 32 teams have access to.

Desposito came to New Orleans after serving as assistant video director from 1998-2001 for the Jacksonville Jaguars. He worked from 1993-97 for the New York Giants as an intern, coach's show assistant and video assistant.

A native of Little Ferry, N.J., Desposito graduated from William Paterson University with a degree in communications.

VIDEOSTAFF



JOE ALLEY
Assistant Video Director



RYAN MURPHY
Video Assistant



Scottie B. PATTON
HEAD ATHLETIC TRAINER

Scottie Patton, a 22-year veteran of the NFL, entering his 14th season with the Saints, coordinates all medical care and injury rehabilitation as the club's head athletic trainer. He has supervised the team's athletic training staff and set all policies since arriving in New Orleans in 2000.

The Saints' athletic training department has earned a number of awards under Patton's direction. He and his staff were honored as the 2007 Athletic Training Staff of the Year by the Southeastern Athletic Trainers Association. In 2006, they were honored as the Athletic Training Staff of the Year by both the Professional Football Athletic Trainers Society and the National Football League Physician's Society.

Only the third head athletic trainer in club history, Patton served as an assistant athletic trainer with the Philadelphia Eagles from 1996-99 and as an assistant athletic trainer for San Francisco for the previous five years. With the 49ers, Patton was on the staff of the Super Bowl XXIX Champions. He has also served three times as an athletic trainer for the NFC squad at the Pro Bowl, including in 2007 with the Saints. With the club's Super Bowl XLIV triumph, Patton has been a member of two World Championship athletic training staffs.

Patton earned a bachelor's degree in sports medicine/exercise science from Appalachian State University in 1990. After enrolling in graduate school at the University of South Carolina, Patton completed his master's in sports medicine at San Jose State in 1996. A certified athletic trainer, he is a member of the National Athletic Trainers Association (NATA) and the Professional Football Athletic Trainers Society. The NATA recently recognized him for 25 years of membership.

Patton began his career as a graduate assistant athletic trainer at South Carolina (1990-91), as a student athletic trainer at Appalachian State (1986-90) and a summer training camp and assistant athletic trainer with the 49ers from 1988-89. During his final two years with the Eagles, Patton created the Patton Football/Athletic Training Clinic, a non-profit venture in the offseason that provided instruction in athletic training and football skills in his hometown of Gastonia, N.C.



Duane BROOKS

ASSISTANT ATHLETIC TRAINER

Duane Brooks, who brings over two decades of experience in his field, enters his 12th season with the Saints. Responsible for treating and rehabilitating players throughout the year and the maintenance of the team's medical records, Brooks also maintains the club's tracking system that monitors a player's progress from injuries for both the club and the NFL.

Brooks joined the Saints in 2002 after spending six seasons with Florida State University in a similar capacity. His contributions since have helped the athletic training staff earn several awards, including the 2007 Southeastern Athletic Trainers' Association (SEATA) Professional Athletic Trainers Award and both the Professional Football Athletic Training Society Staff of the Year and Fain Cain Memorial Award in 2006.

While at Florida State, Brooks was the assistant football athletic trainer and head athletic trainer for the baseball team. He traveled to the College World Series three times and was a member of a staff that participated in four national championship football games. Brooks completed summer internships with the Tampa Bay Buccaneers in 1992, 1993 and 1996.

A member of both the National Athletic Trainers Association and the Louisiana Athletic Trainers Association, Brooks has a bachelor's degree from Florida A&M and earned his master's degree in athletic administration at Florida State.



Kevin MANGUM

ASSISTANT ATHLETIC TRAINER

Among the club's longest-tenured employees, Assistant Athletic Trainer Kevin Mangum works in conjunction with the other members of the training staff to maintain the overall health and welfare of the team while also treating and rehabilitating injured players.

A native of Tylertown, Miss., Mangum has collected a lengthy list of honors as he enters his 33rd season with the Saints, including being inducted into the Louisiana Athletic Trainers Association Hall of Fame in 2008.

His contributions have helped the athletic training staff earn several awards, including the 2007 Southeastern Athletic Trainers' Association (SEATA) Professional Athletic Trainers Award, the Fain Cain Memorial Award in 2006 and the NFL Athletic Training Staff of the Year in 1986 and 2006. Mangum received the Southeast Athletic Trainers Association's 1991 Backbone Award, which recognizes the region's outstanding assistant athletic trainer.

Mangum was a student athletic trainer for two years at Southwest Mississippi Junior College and two more at the University of Southern Mississippi before joining the Saints in 1981. He received a bachelor's degree in athletic administration with a specialization in athletic training from USM in 1981, and an advanced degree in physical education from the University of New Orleans in 1988. Mangum is a member of both the Southwest Mississippi Junior College and University of Southern Mississippi Sports Hall of Fames.



Beau LOWERY

ASSISTANT ATHLETIC TRAINER/ PHYSICAL THERAPIST

Beau Lowery, who brings 15 years of experience in his field, enters his second season with the Saints. He is responsible for treating and rehabilitating players throughout the year as a physical therapist and assistant athletic trainer.

Lowery comes to the Saints after spending the past two years as a physical therapist/athletic trainer at the Baton Rouge Orthopaedic Clinic. From 2005-10, he served as an associate athletic trainer/physical therapist at Louisiana State

University. His primary responsibilities were serving as the physical therapist and athletic trainer for the baseball program during a period when they won one Southeastern Conference title, three conference tournament championships and one College World Series. Lowery also oversaw men's golf and cheerleading. While serving as a graduate assistant from 2004-05, he worked with the women's soccer and gymnastics programs. Lowery also served as an adjunct professor at LSU for six years.

Lowery graduated from the University of Mississippi Medical Center in 1998 with a bachelor's degree in physical therapy. Following graduation from physical therapy school, he worked as a physical therapist at South Central Regional Medical Center in Laurel, Miss. While working in Laurel, Lowery finished his athletic training internship at Jones County Junior College and Jones County High School in June 2000. Lowery then became the outpatient physical therapy coordinator of South Central Regional Medical Center and the athletic trainer for Laurel High School.

Prior to his work at LSU, Lowery worked with the Pittsburgh Steelers for three summers. While a graduate assistant at LSU he earned his master's degree in kinesiology with an emphasis in motor behavior and will conclude a doctorate of physical therapy program through the University of Mississippi Medical Center in August of 2013. Lowery is also certified in Sports Physical Therapy through the American Board of Physical Therapy Specialists and is a member of the American Society of Shoulder and Elbow Therapists.

MEDICAL STAFF



DR. JOHN AMOSS
Team Physician



DR. DERYK JONES
Team Orthopedist



DR. MISTY SURI
Team Orthopedist



Dan SIMMONS
HEAD EQUIPMENT MANAGER

As the head equipment manager, Dan Simmons is responsible for the endless list of details that goes into filling the team's needs, including the purchase, upkeep and repair of all equipment and uniforms for the players and coaches, the transportation of that equipment for road trips and the daily practice field arrangement.

Simmons is also the club's longest-tenured employee and now in his fifth decade with the Saints. Known to all at the team's training facility as "Chief," he enters his 41st season with the club in 2013, the only employee to reach the milestone since the team's founding in 1967. He was hired for his current position April 1, 1973.

Following the 2005 season, Simmons and his staff were selected in a vote by their peers for the Whitey Zimmerman Memorial Award, annually given to the NFL equipment staff that exceeds the usual demands of the position. Simmons and his staff was also the first recipient of the award in 1994. In 2010, he was elected into the New Orleans Saints Hall of Fame as one of that year's Joe Gemelli "Fleur-De-Lis" Award winners.

In 2005, the equipment staff overcame extraordinary challenges in the forced evacuation from New Orleans because of Hurricane Katrina. After departing New Orleans, the club's base of operation moved three times, including a last stop at a high school baseball stadium. The equipment staff made those moves nearly seamless for the team, and with four home games in Baton Rouge, nearly every contest demanded the packing and preparation of a road game.

Dedication to an NFL team runs in his blood. His father, Bill, held a similar post with the St. Louis Cardinals for 22 years. Dan joined the Saints after working with his father and is a graduate of Meramec College in St. Louis. A Vietnam veteran, Simmons served four years in the United States Navy.

EQUIPMENT STAFF



JOHN BAUMGARTNER
Assistant Equipment Manager



COREY GAUDET
Equipment Assistant





ADMINISTRATION



Ben HALES

SENIOR VICE PRESIDENT OF MARKETING & BUSINESS DEVELOPMENT

Ben Hales was named senior vice president of marketing and business development for the New Orleans Saints and New Orleans Pelicans in June of 2012. Hales, who enters his 14th season with the Saints and second with the Pelicans, spent seven seasons as the team's vice president of marketing and business development. In his new role, Hales will oversee marketing initiatives for both the Saints and Pelicans.

On a daily basis, Hales directs the Saints' marketing and creative efforts, as well as community initiatives and game and event presentation. He's also intricately involved in both clubs' critical planning of short-term and long-range marketing efforts. Hales' duties also entail stadium operations at the Mercedes-Benz Superdome, corporate and broadcasting partnerships, promotions, advertising, special events and youth programs.

During the 2012-13 NBA season, the Hornets franchise announced that they would re-brand following the season and become the New Orleans Pelicans. Hales was instrumental in the re-branding efforts from start to finish, helping to first conceptualize the look to represent the Pelicans namesake and leading the planning for the official announcement in January 2013.

In 2011, Hales finalized a ground-breaking 10-year naming rights deal for the stadium with Mercedes-Benz. Throughout his tenure, he has helped create and implement a variety of innovative opportunities for local and national partners to build relationships with the club, including the development of Patron Saints Partners, a premium sponsorship program. Under his direction, the club has added a sponsorship and fulfillment department to ensure corporate partners receive the highest level of service.

The Saints have continued to increase the number and variety of television and radio programs after Hales assumed the role of the club's primary programming negotiator. In addition to three weekly in-season television programs, the Saints now produce numerous specials that have aired on three different local television stations throughout each season.

In 2006, the Saints achieved the first season ticket sellout in team history, a feat the team has equaled each season since then. The club was named the 2006 Marketer of the Year by the American Marketing Association's New Orleans regional chapter and also received the 2007 MAX Award for its 2006 "Winning Is An Attitude" advertising campaign.

ADMINISTRATION

Hales joined the Saints in 2000 as a corporate sales account executive. In 2001, he was promoted to corporate sales and broadcasting manager before becoming a director the following year and assuming the responsibilities of business and marketing operations.

Prior to joining the Saints, Hales worked in television advertising in the New Orleans market. In addition to his community efforts on behalf of the team, Hales is a member of the New Orleans City Park Board of Commissioners, the People's Health Champions Selection Committee and served on the Super Bowl XLVII Host Committee Executive Committee.

A native of New Orleans and a longtime Saints terrace and plaza level season ticket holder before joining the club, Hales earned a degree in English from the University of Mississippi in 1996.



Ed LANG

SENIOR VICE PRESIDENT/ CHIEF FINANCIAL OFFICER

Ed Lang was named senior vice president/chief financial officer for the New Orleans Saints and New Orleans Pelicans in June, 2012.

Entering his second year with the Saints and third with the Pelicans, Lang maintains the financial operations for both clubs, is the principal liaison with all vendors that service them and also oversees several administrative and operations departments. He supervises the human resources, information technology and facilities and grounds departments for both clubs. Lang also has served as the primary contact for the NBA in matters related to his responsibilities since first being named CFO of the Pelicans franchise in 2011.

The Cincinnati, Ohio native came to New Orleans following 13 years with the NHL's Nashville Predators in several different leadership capacities. For his final three years with the club, he served as the organization's president of business operations after the successful sale of the team to a new ownership group. Lang, who was with the franchise at its inception, began as the organization's vice president/CFO and was named executive vice president of finance and administration/CFO in 2005.

Instrumental in assisting the club's founder Craig Leipold in securing the expansion franchise that became the Predators in 1997, Lang was one of the club's first employees, playing an important role in creating the organization's structure and establishing its business operations. He was in charge of all aspects of the Predators operations outside of hockey, including Bridgestone Arena

operations and development of the club's long-term plans and goals. He was responsible for the franchise's business operations, which included ticket operations and sales, sponsorship sales, broadcasting, marketing, communications and development, administration and finances.

Prior to joining the Predators, Lang worked for S.C. Johnson and Son in Racine, Wisc. for 12 years. He served in a variety of business and financial capacities, including venture manager for the office of the chairman, financial support manager, North America professional markets; and financial project manager, corporate financial analysis.

In March of 2006, Lang was elected to the board of directors for Johnson Outdoors, a leading global outdoor recreation company. The company designs, manufactures and markets a portfolio of winning, consumer-preferred brands across four categories: watercraft, marine electronics, diving and outdoor equipment.

After moving to Nashville in 1997, Lang became very active in the Middle Tennessee community. He served as Chairman of Nashville's Adventure Science Center in 2008-10, and as a member on numerous boards including the Nashville Convention and Visitors Bureau, the Nashville Downtown Partnership, Make-A-Wish Foundation of Middle Tennessee and the Nashville Predators Foundation. In 2011, Lang was appointed to the Loyola University School of Business Visiting Committee.

A 1985 Indiana University graduate with a B.S. in finance, Lang received his MBA from Marquette University in 1992. He is an outdoor enthusiast and has competed in numerous triathlons, marathons and cycling events. He also enjoys skiing and mountain climbing.



Vicky NEUMEYER

SENIOR VICE PRESIDENT/ GENERAL COUNSEL

Vicky Neumeyer was named senior vice president/ general counsel of the New Orleans Pelicans, in addition to serving the same position for the New Orleans Saints, in June, 2012, overseeing all legal aspects of both franchises.

Providing comprehensive legal consultation and services to the clubs' executive staff and assuring compliance in all of the organizations' business endeavors, Neumeyer has been a key member of the Saints' front office since joining the club in 2000 and was promoted to vice president/general counsel in 2006.

Her responsibilities include drafting key documents—including leases, sponsorship

agreements and broadcast contracts—identifying and analyzing legal issues and presenting comprehensive recommendations.

A member of the Louisiana and federal bar associations, prior to joining the Saints, Neumeyer spent over five years as an in-house corporate litigation attorney for Exxon. Previously, she served as a judicial clerk for the Supreme Court of Louisiana and was in private practice as a consultant to major corporate clients and law firms.

Neumeyer possesses extensive experience in sports law, including antitrust, labor and organizational matters. She also has a comprehensive background in CAD engineering, software development firm drafting, negotiating contracts worldwide, copyrighting and in handling legal business issues.

In 2004, Neumeyer was selected by the Saints to attend the Stanford Business School's Executive Education NFL-Stanford Program for Managers, an educational program and honor known league-wide as an important training ground for promising executives. She has also been invited to speak at several venues, including Harvard Law School, The Sports Lawyer's Association annual conferences, American Bar Association programs, Tulane Law School, and Loyola Law School. She sits on the boards of the Make-A-Wish Foundation (Texas Gulf Coast and Louisiana) as well as the Sports Lawyers' Association.

After completing her undergraduate work Summa Cum Laude at the University of Wisconsin, Neumeyer earned a Master of Science Degree in Audiology at the school. She graduated with honors from Loyola Law School in 1989 and attained a Master of Law with Distinction with a dual emphasis in Intellectual Property Law and Sports Law in 1998.



Michael STANFIELD

SENIOR VICE PRESIDENT OF SALES

Michael Stanfield was named senior vice president of sales for the New Orleans Saints and New Orleans Pelicans in June, 2012, overseeing all ticket sales efforts and operations for both franchises.

Entering his 14th season with the Saints and second with the Pelicans, Stanfield is responsible for all of the consumer marketing efforts—directing the sale of season and group tickets, developing sales executives to the next level in their field, supervising the lease of the Mercedes-Benz Superdome and New Orleans Arena's luxury suites, managing food and beverage for the Arena and

Superdome, overseeing the sale of all team merchandise as well as maintaining the club's high standards of customer service and retention.

Since taking over leadership of the Pelicans' ticket sales and merchandising efforts, the organization has seen an increase in season-ticket sales and merchandise sales have seen the second-biggest growth in the NBA.

Under his direction, the Saints have surpassed the majority of the club's ticket sales milestones, including selling out on a season-ticket basis for the first time in franchise history in 2006—a feat that has reached seven-straight seasons. In addition, the club has leased every Superdome suite since the beginning of the 2008 season. Saints official merchandise has grown annually into one of the NFL's top sellers. Stanfield also supervises the ticket, suite sales and box office personnel on a daily basis, in addition to serving as the food and beverage service liaison with the Superdome.

Since Stanfield's arrival in 2000, the Saints have sold out every contest in the Superdome but one. Prior to the 2006 season, an innovative season-ticket marketing program fueled the rise of filling the stadium on a season-ticket basis. Fans on all economic levels were reached in an effort to retain existing accounts while cultivating new ones and those efforts have built a waiting list that has continued to grow for season tickets for the first time in franchise history. In 2011, the team established a single-season regular season attendance record for games played at the Mercedes-Benz Superdome with 584,336 fans attending Saints games.

Stanfield has also helped oversee the institution of a direct mail and email database to generate ticket sales and excitement surrounding the club and initiated other creative promotional campaigns by using the club's ever-expanding social and new media platforms. The Saints have also been recognized as one of the top organizations in professional sports for their customer service initiatives and outreach programs, including being named the top professional sports organization by *ESPN The Magazine* in June, 2010.

Stanfield has spearheaded another innovative program unique to the sports industry in launching and supervising an advertising sales staff for WVUE-TV, which was purchased by Saints Owner Tom Benson in 2008

A veteran of 25 years in the sports industry, Stanfield was promoted to vice president after serving as director of ticket sales and operation services for the Saints from 2000-05. The accomplishments of the ticket & suite sales department were numerous under Stanfield's direction in his initial six years with the Saints, as the club posted a 36-straight game sellout streak and reached the former club-record of 53,000 season-ticket holders in 2003.

In 2007, Stanfield completed the Stanford Business School's Executive Education NFL-Stanford Program for Managers, an educational program and honor known league-wide as an important training ground for promising executives.

ADMINISTRATION

In prior work experience, Stanfield served as director of ticket sales for the Detroit Tigers in 1998 where the Major League Baseball club achieved a then-club record for ticket revenue over a two-year span. He previously served as the director of ticket sales for the International Hockey League's Detroit Vipers in 1997. He was a member of the ticket sales staff for the Florida Marlins in 1993.

Stanfield is on the Board of Directors for the Saints Hall of Fame, a member of the Super Bowl XLVII Host Committee and a member of the National Sports Forum Steering Committee, of which he was named MVP in 2011. Stanfield is a graduate of St. Leo University (Fla.) and he is currently serving on the St. Leo Alumni Board of Directors. A sports industry public speaker, Stanfield has given presentations at many national events. He is also an active speaker at numerous youth foundations and professional groups throughout the Gulf South.



Jean-Paul DARDENNE

VICE PRESIDENT OF CORPORATE PARTNERSHIPS

Jean-Paul Dardenne is entering his eighth season with the Saints and his 18th year in the sports marketing/sponsorship field, having been promoted to vice president of corporate partnerships of the New Orleans Saints and New Orleans Pelicans in July 2012. Dardenne will oversee corporate partnerships sales and service for both franchises.

Dardenne joined the Saints in 2006 as the club's director of corporate partnerships prior to being promoted to senior director of corporate sponsorships in 2011. He played a pivotal role in helping forge a ground-breaking ten-year naming rights deal with Mercedes-Benz for the Mercedes-Benz Superdome. Throughout his tenure, he's helped identify and recruit numerous local and national sponsors for the club, while also supervising the sponsorship and fulfillment department, to ensure the team's corporate partners receive the highest level of service.

Prior to joining the Saints, Dardenne served as the director of sponsor and market development for Royal Caribbean Cruises Ltd from 2004-06 and also has worked with Bruno Event Team and Executive Sports International in various leadership positions in sponsorship and marketing.

A native of South Hadley, Mass., Dardenne earned a bachelor's degree in business management from Springfield College and received his master's degree in sports management from Barry University.

ADMINISTRATION



ELICIA BROUSSARD SHERIDAN
Director of Community Affairs



CHARLENE BROWN
Receptionist



JEANNE BROWN
Executive Assistant to the President



JOE CHAVIS
Customer Service Representative



CHRIS CORDARO
Corporate Sales Account Executive



KEIRA DURRETTE
Corporate Partnerships Service Manager



AMANDA GULLETTE
Receptionist



CINDY HART
Executive Director of Suite Sales & Services



DEREK HENDERSON
Corporate Sales Account Executive



DERRICK JAMES
Box Office Manager



MICHAEL LEWIS
Ambassador



ANGEL MATA
Customer Service Representative



R.J. MATA
Director of Corporate Partnerships



JUSTIN MATTHEWS
Operations Manager



WHITNEY McKEON
Customer Service Representative - Suite Sales & Service

ADMINISTRATION



NATASHA MOODY
Senior Premium Accounts Service Manager



JAMIE MOORE
Youth Programs Manager



KATY NEVILLE
Customer Service Representative



STEPHEN PATE
Director of Champions Square/ Saints Initiatives



JENNA ROMIG
Corporate Partnerships Services Associate



JARED SAMPSON
Director of Gameday Entertainment & Special Events



MEGAN SULLIVAN
Corporate Partnerships Services Associate



IAN TIGCHELAAR
Senior Director of Business/Marketing Operations



JASON TROSCLAIR
Director of Youth Programs



ELIZABETH TUZZOLO
Corporate Partnerships Services Associate



JUSTIN VARNUM
Director of Ticket Operations



CHAD VINCENT
Graphic Designer



ALYSSA WALTER
Operations Assistant

ADMINISTRATION

BUSINESS OFFICE STAFF



CHARLEEN SHARPE
Comptroller



JAY ROMIG
Administrative Director



JOHN BERFECT
Mail Clerk



MARGARET LEWIS
Assistant Comptroller



MOLLY RICE
Staff Accountant/ Accounts Payable

FACILITIES STAFF



TERRY ASHBURN
Facilities Manager



WADE VICKNAIR
Assistant Facilities Manager



COREY ROGERS
Grounds Superintendent



ETHAN PHILBERT
Facilities Assistant

HUMAN RESOURCES



PAT McKINNEY
Executive Director of Human Resources



LAURA RUSSETT
Human Resources Manager

INFORMATION TECHNOLOGY STAFF



JEFF HUFFMAN
IT Director



JODY BARBIER
Senior Network and Systems Manager

LEGAL STAFF



MATTHEW SHARPE
Workers' Compensation & Compliance Coordinator

SAINTS IN THE COMMUNITY







The New Orleans Saints Community Affairs Department is committed to supporting the charitable efforts of our club's ownership, players, coaches and staff throughout the Gulf South region. This dedication to charitable causes and those in need has been a defining trait of Tom Benson's 28-year tenure as Owner of the franchise. Community service and participation in making positive, lasting impacts on the community are core beliefs and basic expectation of every member of the New Orleans Saints organization.

RESPONDING TO THE COMMUNITY IN TIMES OF CRISES

The relationship between the New Orleans Saints and its fans is unique in the world of sports. The team has been the recipient of unqualified support from the community since its inception and welcomes the opportunity to give back - particularly in times of crisis. Following the devastation of Hurricanes Katrina and Rita, the Saints raised over $1 million dollars through the Saints Hurricane Katrina Relief Fund. In addition, following the Gulf Coast Oil Spill, the team raffled a 2010 Super Bowl ring, raising over $1.5 million to aid charities and organizations assisting victims of the spill. The money raised was distributed to organizations making the greatest impact including the Audubon Institute, Second Harvest Food Bank of Greater New Orleans & Acadiana, United Way, Catholic Charities, Teach for America, and the Greater New Orleans Foundation.

The New Orleans Saints will continue to prioritize efforts to build awareness and support for issues challenging the Gulf South by working with organizations including America's Wetlands, Women of the Storm and Louisiana Seafood. The team is committed to working with these and other organizations to safeguard and promote the critical role our wetlands, energy production and seafood industry play in our nation's future economic vitality.

SPECIAL ATTENTION TO YOUTH & EDUCATION

The Saints organization believes in the future of New Orleans and the Gulf South and understands that our community's children are our greatest resource and hope for a stronger region. Our Community Affairs and Youth Programs Departments conduct and assist over 350 events and initiatives every year focusing on the development and education of our children. During the season, Saints players and staff visit schools to stress the importance of education to students as part of the Rotolo's Pizzeria

Literacy Program and Chevron Energy Efficiency Program. The club's ownership, executives and staff serve on numerous community organization boards and partners with programs including Boys & Girls Clubs, Special Olympics, Boy and Girl Scouts, the United Way, Early Childhood and Family Learning Foundation, LHSAA Game of the Week, NFL YET Center, Make-A-Wish and South Louisiana Lemonade Day.

SUPPORT AND IMPACT FOR THE ENTIRE COMMUNITY

While supporting youth and education is the club's primary focus in the community, the Saints also dedicate significant resources to other areas of need. The club partners with a variety of organizations throughout the Gulf South including CADA of Greater New Orleans, American Red Cross, American Heart Association, Komen Foundation, Second Harvest Food Bank of Greater New Orleans & Acadiana, City Park of New Orleans, Saintsgiving at Dryades YMCA, Toys for Tots, Young Leadership Council, Rebuilding Together and Bridge House. Each year, millions of dollars are given back to the community by the Saints through the donation of cash, goods and services, media and sponsorship.

Whether through financial support, in-kind donations, charitable appearances, or just lending a helping hand, the New Orleans Saints are there to return the support the club has received from the community for over forty years.



NEW ORLEANS SAINTS YOUTH PROGRAMS





The New Orleans Saints Youth Programs Department maintains an active presence in the community throughout the year, bringing NFL excitement to children who may not have the opportunity to experience the thrill of a Saints' football game in person.



The Saints reach thousands of children through programs such as the Gatorade Junior Training Camp, the Saints Experience, the United Way Community Patrol and the High School 7-on-7 Tournament. The club is also highly-involved with the NFL's High School Player Development Program and supports all of the league's youth initiatives such as PLAY 60, NFL FLAG, Punt, Pass and Kick and USA Football's Coaching Certifications, State Forum and Heads Up Football initiatives.



The club also honors area high school coaches through the Saints NFL High School Coach of the Week program which provides $1,000 to each of the coaches' respective football programs. In addition to honoring high school coaches, the Saints partner with the National Guard to conduct life skills presentations to high schools throughout the city. Topics such as education, work ethic, leadership, values as well as the opportunities that are available after graduation are discussed.



The Saints Youth Task Force meets annually and addresses issues facing today's youth football programs. These efforts positively impact the growth and direction of football for youngsters in the community.



The Youth Programs Department is also influential in helping to raise thousands of dollars through the NFL Player Matching Grant program. In conjunction with the NFL Youth Football Fund, monies are contributed to youth football organizations throughout the region.



RECORDS

CAREER LEADERS

Scoring

		TD	PAT	FG	Total
1.	Morten Andersen (1982-94)	0	412	302	1,318
2.	John Carney (2001-06, 09-10)	0	264	168	768
3.	Doug Brien (1995-2000)	0	144	123	513
4.	**Marques Colston (2006-)**	**58**	**0**	**0**	**348**
5.	Deuce McAllister (2001-09)	55	0	0	330
6.	Dalton Hilliard (1986-93)	53	0	0	318
7.	**Garrett Hartley (2008-)**	**0**	**135**	**60**	**315**
8.	Joe Horn (2000-06)	50	3*	0	306
9.	Eric Martin (1985-93)	48	0	0	288
10.	Charlie Durkee (1967-68, 71-72)	0	87	52	243

** – Two-point conversions*

Touchdowns

		No.
1.	**Marques Colston (2006-)**	**58**
2.	Deuce McAllister (2001-09)	55
3.	Dalton Hilliard (1986-93)	53
4.	Joe Horn (2000-06)	50
5.	Eric Martin (1985-93)	48
6.	Danny Abramowicz (1967-73)	37
	Lance Moore (2005-)	**37**
8.	Tony Galbreath (1976-80)	33
	Reggie Bush (2006-10)	33
	Pierre Thomas (2007-)	**33**

Rushing Yards

		Att.	Yards	Avg.	Long	TD
1.	Deuce McAllister (2001-09)	1,429	6,096	4.3	76t	49
2.	George Rogers (1981-84)	995	4,267	4.3	79t	23
3.	Dalton Hilliard (1986-93)	1,126	4,164	3.7	65t	39
4.	Rueben Mayes (1986-88, 90)	837	3,408	4.1	50	23
5.	Chuck Muncie (1976-80)	788	3,393	4.3	69t	28
6.	Ricky Williams (1999-2001)	814	3,129	3.8	46	16
7.	**Pierre Thomas (2007-)**	**626**	**2,974**	**4.8**	**48**	**24**
8.	Tony Galbreath (1976-80)	760	2,865	3.8	74t	27
9.	Mario Bates (1994-97)	678	2,554	3.8	74t	21
10.	Wayne Wilson (1979-86)	658	2,462	3.7	41t	16

Passing Yards

		Yards	Att.	Comp.	Pct.	TD	Int.
1.	**Drew Brees (2006-)**	**33,571**	**4,340**	**2,910**	**67.1**	**244**	**112**
2.	Archie Manning (1971-75, 77-82)	21,734	3,335	1,849	55.4	115	156
3.	Aaron Brooks (2000-05)	19,156	2,771	1,563	56.4	120	84
4.	Bobby Hebert (1985-89, 91-92)	14,630	2,055	1,202	58.5	85	75
5.	Jim Everett (1994-96)	10,622	1,571	958	61.0	60	48
6.	Billy Kilmer (1967-70)	7,490	1,116	592	53.0	47	62
7.	Dave Wilson (1981, 83-88)	6,987	1,039	551	53.0	36	55
8.	Steve Walsh (1990-93)	3,879	620	336	54.2	25	22
9.	Ken Stabler (1982-84)	3,670	570	326	57.2	17	33
10.	Billy Joe Tolliver (1998-2000)	3,343	467	249	53.3	15	20

Passing Touchdowns

		TD	Att.	Comp.	Yards	Pct.	Int.
1.	**Drew Brees (2006-)**	**244**	**4,340**	**2,910**	**33,571**	**67.1**	**112**
2.	Aaron Brooks (2000-05)	120	2,771	1,563	19,156	56.4	84
3.	Archie Manning (1971-75, 77-82)	115	3,335	1,849	21,734	55.4	156
4.	Bobby Hebert (1985-89, 91-92)	85	2,055	1,202	14,630	58.5	75
5.	Jim Everett (1994-96)	60	1,571	958	10,622	61.0	48
6.	Billy Kilmer (1967-70)	47	1,116	592	7,490	53.0	62
7.	Dave Wilson (1981, 83-88)	36	1,039	551	6,987	53.0	55
8.	Steve Walsh (1990-93)	25	620	336	3,879	54.2	22
9.	Ken Stabler (1982-84)	17	570	326	3,670	57.2	33
10.	Bobby Scott (1973-82)	15	500	237	2,781	47.4	28
	Billy Joe Tolliver (1998-2000)	15	467	249	3,343	53.3	20

Receptions

		Rec.	Yards	Avg.	Long	TD
1.	Eric Martin (1985-93)	532	7,854	14.8	84	48
	Marques Colston (2006-)	**532**	**7,394**	**13.9**	**86t**	**58**
3.	Joe Horn (2000-06)	523	7,622	14.6	72t	50
4.	Danny Abramowicz (1967-73)	309	4,875	15.8	80t	37
	Lance Moore (2005-)	**309**	**3,824**	**12.4**	**80t**	**36**
6.	Reggie Bush (2006-10)	294	2,142	7.3	74	12
7.	Tony Galbreath (1976-80)	284	2,221	7.8	38	6
8.	Quinn Early (1991-95)	270	3,758	13.9	70t	25
9.	Hoby Brenner (1981-93)	267	3,849	14.4	57	21
10.	Dalton Hilliard (1986-93)	249	2,233	9.0	54t	14

Receiving Yards

		Yards	Rec.	Avg.	Long	TD
1.	Eric Martin (1985-93)	7,854	532	14.8	84	48
2.	Joe Horn (2000-06)	7,622	523	14.6	72t	50
3.	**Marques Colston (2006-)**	**7,394**	**532**	**13.9**	**86t**	**58**
4.	Danny Abramowicz (1967-73)	4,875	309	15.8	80t	37
5.	Devery Henderson (2004-12)	4,377	245	17.9	84t	21
6.	Hoby Brenner (1981-93)	3,849	267	14.4	57	21
7.	**Lance Moore (2005-)**	**3,824**	**309**	**12.4**	**80t**	**36**
8.	Quinn Early (1991-95)	3,758	270	13.9	70t	25
9.	Henry Childs (1974-80)	3,224	207	15.6	59t	27
10.	Wes Chandler (1978-81)	2,801	182	15.4	85t	15

Punting Average (minimum 50 attempts)

		No.	Avg.	Long
1.	**Thomas Morstead (2009-)**	**235**	**47.1**	**70**
2.	Mark Royals (1997-98)	176	45.8	66
3.	Mitch Berger (2003-05)	227	43.7	69
4.	Steve Weatherford (2006-08)	166	43.5	61
5.	Tommy Barnhardt (1987, 89-94, 99)	515	42.5	65
6.	Tom McNeill (1967-69)	130	42.3	81
7.	Brian Hansen (1984-88)	363	42.0	66
8.	Steve O'Neal (1973)	81	41.7	71
9.	Toby Gowin (2000-02)	211	41.6	62
10.	Julian Fagan (1970-72)	225	41.6	71

Punt Return Average (minimum 20 returns)

		No.	Yds.	Avg.	Long	TD
1.	Mel Gray (1986-88)	49	657	13.4	80	1
2.	Andre Hastings (1997-99)	23	305	13.3	76	0
3.	Eric Guliford (1997-98)	57	599	10.5	40	0
4.	Michael Lewis (2001-06)	142	1,482	10.4	83t	1
5.	Howard Stevens (1973-74)	54	547	10.1	40	0
6.	Pete Athas (1976)	35	332	9.5	67	0
7.	Chad Morton (2000)	30	278	9.3	51	0
8.	**Darren Sproles (2011-)**	**52**	**477**	**9.2**	**72t**	**1**
9.	Tyrone Hughes (1993-96)	116	1,060	9.1	83t	2
10.	Jitter Fields (1984)	27	236	8.7	61	0

Kickoff Return Average (minimum 25 returns)

		No.	Yds.	Avg.	Long	TD
1.	**Darren Sproles (2011-)**	**58**	**1,572**	**27.1**	**92**	**0**
2.	**Travaris Cadet (2012-)**	**26**	**690**	**26.5**	**75**	**0**
3.	Walt Roberts (1967)	28	737	26.3	91t	1
4.	John Gilliam (1967-68, 1977)	31	809	26.1	94t	1
5.	**Courtney Roby (2008-)**	**94**	**2,411**	**25.6**	**97t**	**1**
6.	Eric Guliford (1997-98)	61	1,559	25.6	102t	1
7.	Tyrone Hughes (1993-96)	229	5,717	25.0	99t	3
8.	Michael Lewis (2001-06)	243	5,903	24.3	97t	3
9.	Deuce McAllister (2001-09)	45	1,091	24.2	63	0
10.	**Pierre Thomas (2007-)**	**81**	**1,937**	**23.9**	**88**	**0**

CAREER LEADERS

Interceptions

		No.	Yds.	Avg.	Long	TD
1.	Dave Waymer (1980-89)	37	395	10.7	44	0
2.	Tommy Myers (1972-81)	36	621	17.3	97t	2
3.	Sammy Knight (1997-2002)	28	464	16.6	91t	4
4.	Gene Atkins (1987-93)	21	324	15.4	79	0
5.	Dave Whitsell (1967-69)	19	236	12.4	41t	2
6.	Johnnie Poe (1981-87)	17	267	15.7	40t	2
7.	Toi Cook (1987-93)	16	280	17.5	63t	2
8.	Ernie Jackson (1972-77)	15	187	12.5	46	0
	Brett Maxie (1985-93)	15	206	13.7	50t	3
10.	Fred Thomas (2000-07)	13	140	10.8	43	0
	Mike McKenzie (2004-09)	13	267	20.5	75t	2

QuarterbackSacks (since 1982)

		No.
1.	Rickey Jackson (1981-93)	115.0
2.	Wayne Martin (1989-99)	82.5
3.	Pat Swilling (1986-92)	76.5
4.	**Will Smith (2004-)**	**67.5**
5.	Frank Warren (1981-89, 91-94)	52.5
6.	Joe Johnson (1994-98, 2000-01)	50.5
7.	La'Roi Glover (1997-2001)	50.0
8.	Charles Grant (2002-09)	47.0
9.	Jim Wilks (1981-93)	45.5
10.	Renaldo Turnbull (1990-96)	44.5
	Darren Howard (2000-05)	44.5

FieldGoals

		Att.	Made	Pct.	Long
1.	Morten Andersen (1982-94)	389	302	.776	60
2.	John Carney (2001-06, 09-10)	203	168	.828	53
3.	Doug Brien (1995-2000)	149	123	.826	56
4.	**Garrett Hartley (2008-)**	**71**	**60**	**.845**	**53**
5.	Charlie Durkee (1967-68, 71-72)	101	52	.515	47
6.	Tom Dempsey (1969-70)	75	40	.533	63
7.	Rich Szaro (1975-78)	57	37	.649	50
8.	John Kasay (2011)	34	28	.824	53
9.	Bill McClard (1973-75)	45	23	.511	47
	Benny Ricardo (1980-81)	42	23	.548	47

GamesPlayed (minimum 100)

		No.
1.	K Morten Andersen (1982-94)	196
2.	LB Rickey Jackson (1981-93)	195
3.	DE Frank Warren (1981-89,91-94)	189
4.	T Stan Brock (1980-92)	186
5.	DT/DE Jim Wilks (1981-93)	183
6.	TE Hoby Brenner (1981-93)	175
7.	DT Wayne Martin (1989-99)	171
8.	DT Derland Moore (1973-85)	170
9.	G/T Jim Dombrowski (1986-96)	151
10.	DB Dave Waymer (1980-89)	149
11.	LS Kevin Houser (2000-08)	144
12.	WR Eric Martin (1985-93)	143
13.	C Joel Hilgenberg (1984-93)	142
14.	**DE Will Smith (2004-)**	**139**
15.	C John Hill (1975-84)	138
16.	S Tommy Myers (1972-81)	136
17.	QB Archie Manning (1971-75,77-82)	134
	TE John Tice (1983-92)	134
19.	LB Sam Mills (1986-94)	133
20.	T William Roaf (1993-2001)	131
21.	LB Joe Federspiel (1972-80)	130
22.	WR Devery Henderson (2004-12)	124
23.	RB Fred McAfee (1991-93, 2000-06)	122
24.	LB Vaughan Johnson (1986-93)	120
25.	S Brett Maxie (1985-93)	118
	DE Charles Grant (2002-09)	118
27.	**G Jahri Evans (2006-)**	**112**
28.	**QB Drew Brees (2006-)**	**111**
29.	P Tommy Barnhardt (1987, 89-94, 99)	110
30.	T Dave Lafary (1977-85)	109
	CB Fred Thomas (2000-07)	109
32.	RB Dalton Hilliard (1986-93)	108
	K John Carney (2001-06, 09-10)	108
34.	LB Pat Swilling (1986-92)	107
	S Gene Atkins (1987-93)	107
36.	G Jake Kupp (1967-75)	106
	DE Joe Johnson (1994-98, 2000-01)	106
38.	DE Willie Whitehead (1999-06)	105
39.	DE/LB Renaldo Turnbull (1990-96)	104
40.	DT Elex Price (1973-80)	103
41.	DE/DT Bruce Clark (1982-88)	102
	WR Joe Horn (2000-06)	102
	WR Marques Colston (2006-)	**102**
44.	TE Larry Hardy (1978-85)	101
	CB Toi Cook (1987-93)	101
46.	RB Wayne Wilson (1979-86)	100
	CB Johnnie Poe (1981-87)	100
	C Jerry Fontenot (1997-2003)	100

Scoring

		TD	PAT	FG	Points
1967 —	Charlie Durkee	-	27-27	14-32	69
1968 —	Charlie Durkee	-	27-27	19-37	84
1969 —	Tom Dempsey	-	33-35	22-41	99
1970 —	Tom Dempsey	-	16-17	18-34	70
1971 —	Charlie Durkee	-	24-25	16-23	72
1972 —	Danny Abramowicz	7	-	-	42
1973 —	Bill McClard	-	9-9	13-24	48
1974 —	Bill McClard	-	19-20	9-16	46
1975 —	Rich Szaro	-	17-17	10-16	47
1976 —	Rich Szaro	-	18-23	25-29	79
1977 —	Henry Childs	9	-	-	54
1978 —	Tony Galbreath	7	0-1	-	42
	Chuck Muncie	7	-	-	42
1979 —	Garo Yepremian	-	39-40	12-16	75
1980 —	Benny Ricardo	-	31-34	10-17	61
1981 —	George Rogers	13	-	-	78
1982 —	Wayne Wilson	5	-	-	30
1983 —	Morten Andersen	-	37-38	18-24	91
1984 —	Morten Andersen	-	34-34	20-27	94
1985 —	Morten Andersen	-	27-29	31-35	120
1986 —	Morten Andersen	-	30-30	26-30	108
1987 —	Morten Andersen	-	37-37	28-36	121
1988 —	Morten Andersen	-	32-33	26-36	110
1989 —	Dalton Hilliard	18	-	-	108
1990 —	Morten Andersen	-	29-29	21-27	92
1991 —	Morten Andersen	-	38-38	25-32	113
1992 —	Morten Andersen	-	33-34	29-34	120
1993 —	Morten Andersen	-	33-33	28-35	117
1994 —	Morten Andersen	-	32-32	28-39	116
1995 —	Doug Brien	-	16-16	12-17	52
1996 —	Doug Brien	-	18-18	21-25	81
1997 —	Doug Brien	-	22-22	23-27	91
1998 —	Doug Brien	-	31-31	20-22	91
1999 —	Doug Brien	-	20-21	24-29	92
2000 —	Doug Brien	-	37-37	23-29	106
2001 —	John Carney	-	32-32	27-31	113
2002 —	John Carney	-	37-37	31-35	130
2003 —	John Carney	-	36-37	22-30	102
2004 —	John Carney	-	38-38	22-27	104
2005 —	John Carney	-	22-22	25-32	97
2006 —	John Carney	-	46-47	23-25	115
2007 —	**Marques Colston**	**11**	**-**	**-**	**66**
2008 —	**Pierre Thomas**	**12**	**-**	**-**	**72**
2009 —	John Carney	-	50-52	13-17	89
2010 —	**Garrett Hartley**	**-**	**40-40**	**20-25**	**100**
2011 —	John Kasay	-	63-63	28-34	147
2012 —	**Garrett Hartley**	**-**	**57-57**	**18-22**	**111**

Rushing Yards

	Att.	Yds.	Avg.	Long	TD
1967 — Jim Taylor	130	390	3.0	16	2
1968 — Don McCall	155	637	4.1	48	4
1969 — Andy Livingston	181	761	4.2	18	5
1970 — Tony Baker	82	337	4.1	29	1
1971 — Jim Strong	95	404	4.3	39	3
1972 — Bob Gresham	121	381	3.1	23	3
1973 — Jess Phillips	198	663	3.3	20	0
1974 — Alvin Maxson	165	714	4.3	66t	2
1975 — Mike Strachan	161	668	4.1	21	2
1976 — Chuck Muncie	149	659	4.4	51	2
1977 — Chuck Muncie	201	811	4.0	36	6
1978 — Tony Galbreath	186	635	3.4	20t	5
1979 — Chuck Muncie	238	1,198	5.0	69t	11
1980 — Jimmy Rogers	80	366	4.6	24	1
1981 — George Rogers	378	1,674	4.4	79t	13
1982 — George Rogers	122	535	4.4	38	3
1983 — George Rogers	256	1144	4.5	76t	5
1984 — George Rogers	239	914	3.8	28	2
1985 — Wayne Wilson	168	645	3.8	41t	1
1986 — Rueben Mayes	286	1,353	4.7	50	8
1987 — Rueben Mayes	243	917	3.8	38	5

YEARLY LEADERS

RUSHING YARDS, continued	Att.	Yds.	Avg.	Long	TD
1988 — Dalton Hilliard	204	823	4.0	36	5
1989 — Dalton Hilliard	344	1,262	3.7	40	13
1990 — Craig Heyward	129	599	4.6	47t	4
1991 — Fred McAfee	109	494	4.5	34	2
1992 — Vaughn Dunbar	154	565	3.7	25	3
1993 — Derek Brown	180	705	3.9	60	2
1994 — Mario Bates	151	579	3.8	40	6
1995 — Mario Bates	244	951	3.9	66t	7
1996 — Mario Bates	164	584	3.6	33	4
1997 — Ray Zellars	156	552	3.5	27	4
1998 — Lamar Smith	138	457	3.3	33	1
1999 — Ricky Williams	253	884	3.5	25	2
2000 — Ricky Williams	248	1,000	4.0	26t	8
2001 — Ricky Williams	313	1,245	4.0	46	6
2002 — Deuce McAllister	325	1,388	4.3	62	13
2003 — Deuce McAllister	351	1,641	4.7	76t	8
2004 — Deuce McAllister	351	1,074	4.0	71	9
2005 — Antowain Smith	166	659	4.0	42	3
2006 — Deuce McAllister	244	1,057	4.3	57	10
2007 — Reggie Bush	157	581	3.7	22	4
2008 — Pierre Thomas	**129**	**625**	**4.8**	**42t**	**9**
2009 — Pierre Thomas	**147**	**793**	**5.4**	**34t**	**6**
2010 — Chris Ivory	137	716	5.2	55t	5
2011 — Darren Sproles	**87**	**603**	**6.9**	**36**	**2**
2012 — Mark Ingram	**156**	**602**	**3.9**	**31**	**5**

Longest Rush

1967 — Don McCall, 48t at Washington, 12/17
1968 — Don McCall, 48 vs. Washington, 9/22
1969 — Tony Baker, 54 at St. Louis, 11/2
1970 — Tony Baker, 27 at St. Louis, 10/11
1971 — Jim Strong, 39 at San Francisco, 11/14
1972 — Bill Butler, 27 at Atlanta, 11/12
1973 — Archie Manning, 23 at L.A. Rams, 11/11
1974 — Alvin Maxson, 66t vs. St. Louis, 12/8
1975 — Steve Rogers, 22 vs. Chicago, 12/21
1976 — Tony Galbreath, 74t at Kansas City, 9/26
1977 — Chuck Muncie, 36 vs. L.A. Rams, 10/30
1978 — Chuck Muncie, 28 at Atlanta, 11/26
1979 — Chuck Muncie, 69t vs. Atlanta, 9/2
1980 — Tony Galbreath, 26 at L.A. Rams, 9/2
1981 — George Rogers, 79t at Cleveland, 10/18
1982 — George Rogers, 38 at San Francisco, 11/28
1983 — George Rogers, 76t vs. St. Louis, 9/4
1984 — Hokie Gajan, 62t at Dallas, 10/21
1985 — Earl Campbell, 45 at Atlanta, 12/22
1986 — Rueben Mayes, 50 vs. New England, 11/30
1987 — Rueben Mayes, 38 vs. San Francisco, 10/25
1988 — Craig Heyward, 73t vs. L.A. Raiders, 10/23
1989 — Dalton Hilliard, 40 vs. L.A. Rams, 11/26
1990 — Gill Fenerty, 60t at L.A. Rams, 12/9
1991 — Dalton Hilliard, 65t at Atlanta, 9/29
1992 — Vaughn Dunbar, 25 at Atlanta, 9/20
1993 — Lorenzo Neal, 74t at Atlanta, 9/12
1994 — Mario Bates, 40 vs. Dallas, 12/19
1995 — Mario Bates, 66t at New England, 12/3
1996 — Ray Zellars, 63 vs. Chicago, 10/13
1997 — Mario Bates, 74t vs. Detroit, 9/21
1998 — Lamar Smith, 33 at Indianapolis, 9/27
1999 — Billy Joe Tolliver, 33 at Chicago, 10/3
2000 — Fred McAfee, 40 vs. Carolina, 10/15; Jerald Moore, 40 vs. St. Louis, 12/24
2001 — Deuce McAllister, 54t at Atlanta, 12/9
2002 — Deuce McAllister, 62 vs. Green Bay, 9/15
2003 — Deuce McAllister, 76t at Philadelphia, 11/23
2004 — Deuce McAllister, 71 at Carolina, 1/2/05
2005 — Antowain Smith, 42 vs. Chicago, 11/6
2006 — Deuce McAllister, 57 vs. Tampa Bay, 10/8
2007 — Aaron Stecker, 26 vs. Philadelphia, 12/23
2008 — Reggie Bush, 43 vs. Atlanta, 12/7
2009 — Reggie Bush, 55 at St. Louis, 11/15
2010 — Chris Ivory, 55t at Cincinnati, 12/5
2011 — Darren Sproles, 36 vs. Atlanta, 12/26
2012 — Chris Ivory, 56t vs. Atlanta, 11/11

Passing Yards

	Att.	Comp.	Yards	Pct.	Long	Int	TD
1967 — Gary Cuozzo	260	134	1,562	51.5	49	12	7
1968 — Billy Kilmer	315	167	2,060	53.0	51	17	15
1969 — Billy Kilmer	360	193	2,532	53.6	52	17	20
1970 — Billy Kilmer	237	135	1,557	56.9	46	17	6
1971 — Edd Hargett	210	96	1,191	45.7	49	5	6
1972 — Archie Manning	448	230	2,781	51.3	66t	21	18
1973 — Archie Manning	267	140	1,642	52.4	65t	12	10
1974 — Archie Manning	261	134	1,429	51.3	79t	16	6
1975 — Archie Manning	338	159	1,685	47.0	71t	17	7
1976 — Bobby Douglass	212	103	1,288	48.6	74	8	4
1977 — Archie Manning	205	113	1,284	55.1	59t	9	8
1978 — Archie Manning	471	291	3,416	61.8	71t	16	17
1979 — Archie Manning	420	252	3,169	60.0	85	20	15
1980 — Archie Manning	509	309	3,716	60.7	56	20	23
1981 — Archie Manning	232	134	1,447	57.8	55	11	5
1982 — Ken Stabler	189	117	1,343	61.9	48	10	6
1983 — Ken Stabler	311	176	1,988	56.6	48	18	9
1984 — Richard Todd	312	161	2,178	51.6	74	19	11

PASSING YARDS, continued	Att.	Comp.	Yards	Pct.	Long	Int	TD
1985 — Dave Wilson	293	145	1,843	49.5	50	15	11
1986 — Dave Wilson	342	189	2,353	55.3	63t	12	7
1987 — Bobby Hebert	294	164	2,119	55.8	67	9	15
1988 — Bobby Hebert	478	280	3,156	58.6	40t	15	20
1989 — Bobby Hebert	353	222	2,686	62.9	54t	15	15
1990 — Steve Walsh	327	175	1,970	53.5	58	13	12
1991 — Bobby Hebert	248	149	1,676	60.1	65t	8	9
1992 — Bobby Hebert	422	249	3,287	59.0	72t	16	19
1993 — Wade Wilson	388	221	2,457	57.0	42t	15	12
1994 — Jim Everett	540	346	3,855	64.1	78t	18	22
1995 — Jim Everett	567	345	3,970	60.8	70t	14	26
1996 — Jim Everett	464	267	3,117	57.5	51	16	12
1997 — Heath Shuler	203	106	1,288	52.2	89t	14	2
1998 — Billy Joe Tolliver	199	110	1,427	55.3	82t	4	8
1999 — Billy Joe Tolliver	268	139	1,916	51.9	57	16	7
2000 — Jeff Blake	302	184	2,025	60.9	49t	9	13
2001 — Aaron Brooks	558	312	3,832	55.9	63	22	26
2002 — Aaron Brooks	528	283	3,685	53.6	64	15	27
2003 — Aaron Brooks	518	306	3,546	59.1	76t	8	24
2004 — Aaron Brooks	542	309	3,810	57.0	57	16	21
2005 — Aaron Brooks	431	240	2,882	55.7	66	17	13
2006 — Drew Brees	**554**	**356**	**4,418**	**64.3**	**86t**	**11**	**26**
2007 — Drew Brees	**652**	**440**	**4,423**	**67.5**	**58**	**18**	**28**
2008 — Drew Brees	**635**	**413**	**5,069**	**65.0**	**84t**	**17**	**34**
2009 — Drew Brees	**514**	**363**	**4,388**	**70.6**	**75t**	**11**	**34**
2010 — Drew Brees	**658**	**448**	**4,620**	**68.1**	**80t**	**22**	**33**
2011 — Drew Brees	**657**	**468**	***5,476**	**71.2**	**79t**	**14**	**46**
2012 — Drew Brees	**670**	**422**	**5,177**	**63.0**	**80t**	**19**	**43**

*** NFL Record**

Longest Pass Completion

1967 — 96, Billy Kilmer to Walter Roberts at Philadelphia, 11/19
1968 — 51, Billy Kilmer to Jim Hester vs. Pittsburgh, 12/15
1969 — 70, Jim Ninowski to Don Shy at L.A. Rams, 10/5
1970 — 49, Edd Hargett to Bob Shaw at Cincinnati, 11/29
1971 — 63, Archie Manning to Danny Abramowicz at Houston, 10/3
1972 — 66t, Archie Manning to Dave Parks at N.Y. Giants, 10/8
1973 — 65t, Archie Manning to Jubilee Dunbar at Los Angeles, 11/11
1974 — 79t, Archie Manning to Bob Newland vs. Los Angeles, 11/17
1975 — 71t, Archie Manning to Larry Burton vs. Atlanta, 11/2
1976 — 74, Bobby Douglass to Tinker Owens vs. San Francisco, 12/12
1977 — 59t, Archie Manning to Henry Childs vs. Green Bay, 9/18
1978 — 71t, Archie Manning to Larry Hardy at Atlanta, 11/26
1979 — 85, Archie Manning to Wes Chandler at San Francisco, 9/23
1980 — 56, Archie Manning to Brooks Williams vs. Atlanta, 10/19
1981 — 55, Archie Manning to Wayne Wilson at Cleveland, 10/18
1982 — 48, Ken Stabler to Aundra Thompson at Chicago, 9/19
1983 — 48, Ken Stabler to Kenny Duckett at L.A. Rams, 9/11
1984 — 74, Richard Todd to Tyrone Young at Chicago, 10/7
1985 — 76t, Bobby Hebert to Eugene Goodlow vs. San Francisco, 12/15
1986 — 84, Bobby Hebert to Eric Martin vs. Green Bay, 9/14
1987 — 82t, John Fourcade to Mike Waters vs. L.A. Rams, 10/4
1988 — 40, Bobby Hebert to John Tice vs. Dallas, 10/3
40t, Bobby Hebert to Eric Martin vs. Denver, 11/20
1989 — 54t, Bobby Hebert to Floyd Turner at Rams, 10/22
54t, John Fourcade to Dalton Hilliard at Buffalo, 12/10
1990 — 68t, John Fourcade to Floyd Turner at Atlanta, 10/7
1991 — 65t, Bobby Hebert to Floyd Turner vs. Chicago, 10/27
1992 — 72t, Bobby Hebert to Wesley Carroll vs. Chicago, 9/13
1993 — 63t, Mike Buck to Quinn Early at Pittsburgh, 10/17
1994 — 78t, Jim Everett to Michael Haynes at Atlanta, 12/11
1995 — 70t, Jim Everett to Quinn Early vs. Atlanta, 9/17
1996 — 57t, Doug Nussmeier to Terry Guess vs. Atlanta, 12/8
1997 — 89t, Heath Shuler to Randal Hill at Chicago, 10/5
1998 — 89t, Kerry Collins to Andre Hastings vs. Dallas, 12/6
1999 — 90t, Billy Joe Hobert to Eddie Kennison vs. Atlanta, 10/10
2000 — 53t, Aaron Brooks to Willie Jackson vs. Oakland, 11/19
2001 — 63, Aaron Brooks to Willie Jackson at San Francisco, 11/11
2002 — 64, Aaron Brooks to Jerome Pathon vs. Pittsburgh, 10/6
2003 — 76t, Aaron Brooks to Donté Stallworth vs. Dallas, 12/28
2004 — 57, Aaron Brooks to Joe Horn vs. Kansas City, 11/14
2005 — 66, Aaron Brooks to Devery Henderson at Minnesota, 9/25

YEARLY LEADERS

LONGEST PASS COMPLETION, continued

2006 — 86t, Drew Brees to Marques Colston at Carolina, 10/1
2007 — 58, Drew Brees to David Patten **at Tampa Bay, 9/16**
2008 — 84t, Drew Brees to Devery Henderson **vs. Tampa Bay, 9/7**
2009 — 75t, Drew Brees to Devery Henderson **vs. New England, 11/30**
2010 — 80t, Drew Brees to Lance Moore vs. Atlanta, 9/26
2011 — 79t, Drew Brees to Devery Henderson **vs. Chicago, 9/18**
2012 — 80t, Drew Brees to Joseph Morgan at Green Bay, 9/30

Receiving Yards

	No.	Yds.	Avg.	Long	TD
1967 — Danny Abramowicz	50	721	14.4	80t	6
1968 — Danny Abramowicz	54	890	16.4	47t	7
1969 — Danny Abramowicz	73	1,015	13.9	49t	7
1970 — Danny Abramowicz	55	906	16.5	48	5
1971 — Danny Abramowicz	37	657	17.8	63	5
1972 — Bob Newland	47	579	12.3	42	2
1973 — John Beasley	31	280	9.0	22	1
1974 — Alvin Maxson	42	294	7.0	22	1
1975 — Alvin Maxson	41	234	5.7	33	0
1976 — Tony Galbreath	54	420	7.8	35	1
1977 — Tony Galbreath	41	265	6.5	30	0
1978 — Tony Galbreath	74	582	7.9	35	2
1979 — Wes Chandler	65	1,069	16.4	85	6
1980 — Wes Chandler	65	975	15.0	50	6
1981 — Jack Holmes	38	206	5.4	19	0
1982 — Jeff Groth	30	383	12.8	39	1
1983 — Jeff Groth	49	585	11.9	42	1
1984 — Hokie Gajan	35	288	8.2	51	2
1985 — Hoby Brenner	42	652	15.5	30	3
1986 — Mike Jones	48	625	13.0	45	3
1987 — Eric Martin	44	778	17.7	67	7
1988 — Eric Martin	85	1,083	12.7	40t	7
1989 — Eric Martin	68	1,090	16.0	53t	8
1990 — Eric Martin	63	912	14.5	58	5
1991 — Eric Martin	66	803	12.2	30	4
1992 — Eric Martin	68	1,041	15.3	52t	5
1993 — Eric Martin	66	950	14.4	54t	3
1994 — Quinn Early	82	894	10.9	33	4
1995 — Quinn Early	81	1,087	13.4	70t	8
1996 — Torrance Small	50	558	11.2	41	2
1997 — Randal Hill	55	761	13.8	89t	2
1998 — Sean Dawkins	53	823	15.5	64t	1
1999 — Eddie Kennison	61	835	13.7	90t	4
2000 — Joe Horn	94	1,340	14.3	52	8
2001 — Joe Horn	83	1,265	15.2	56	9
2002 — Joe Horn	88	1,312	14.9	63	7
2003 — Joe Horn	78	973	12.5	50t	10
2004 — Joe Horn	94	1,399	14.9	57	11
2005 — Donté Stallworth	70	945	13.5	43	7
2006 — Marques Colston	**70**	**1,038**	**14.8**	**86t**	**8**
2007 — Marques Colston	**98**	**1,202**	**12.3**	**45**	**11**
2008 — Lance Moore	**79**	**928**	**11.7**	**70t**	**10**
2009 — Marques Colston	**70**	**1,074**	**15.3**	**68**	**9**
2010 — Marques Colston	**84**	**1,023**	**12.2**	**43**	**7**
2011 — Jimmy Graham	**99**	**1,310**	**13.2**	**59**	**11**
2012 — Marques Colston	**83**	**1,154**	**13.9**	**60**	**10**

Receiving Average (minimum 20 receptions)

	No.	Yds.	Avg.	Long	TD
1967 — Ray Poage	24	380	15.8	65	0
1968 — Danny Abramowicz	54	800	16.5	47t	7
1969 — Al Dodd	37	600	16.2	52	1
1970 — Al Dodd	28	484	17.3	45t	1
1971 — Danny Abramowicz	37	657	17.8	63t	5
1972 — Danny Abramowicz	38	668	17.6	51	7
1973 — Jubilee Dunbar	23	447	19.4	65t	4
1974 — Bob Newland	27	490	18.1	79t	2
1975 — Paul Seal	28	414	14.8	38	1
1976 — Don Herrmann	34	535	15.7	57	0
1977 — Henry Childs	33	518	15.7	59t	9
1978 — Henry Childs	53	869	16.4	52	4
1979 — Henry Childs	51	846	16.6	51	5

RECEIVING AVERAGE, continued	No.	Yds.	Avg.	Long	TD
1980 — Ike Harris	37	692	18.7	44t	6
1981 — Jeff Groth	20	380	19.0	54	1
1982 — Jeff Groth	30	383	12.8	39	1
1983 — Hoby Brenner	41	574	14.0	38t	3
1984 — Tyrone Young	29	597	20.6	74	3
1985 — Eugene Goodlow	32	603	18.8	76t	3
1986 — Eric Martin	37	675	18.2	84	5
1987 — Eric Martin	44	778	17.7	67	7
1988 — Eric Martin	85	1,083	12.7	40t	7
1989 — Brett Perriman	20	356	17.8	47	0
1990 — Floyd Turner	21	396	18.9	68t	4
1991 — Quinn Early	32	541	16.9	52	2
1992 — Quinn Early	30	556	18.9	59t	5
1993 — Quinn Early	45	670	14.9	63t	6
1994 — Torrance Small	49	719	14.7	75t	5
1995 — Michael Haynes	41	597	14.6	48	4
1996 — Michael Haynes	44	786	17.9	51	4
1997 — Andre Hastings	48	722	15.0	39	5
1998 — Keith Poole	24	509	21.2	82t	2
1999 — Keith Poole	42	796	19.0	67t	6
2000 — Joe Horn	94	1,340	14.3	52	8
2001 — Joe Horn	83	1,265	15.2	56	9
2002 — Jake Reed	21	360	17.1	54	3
2003 — Donté Stallworth	25	485	19.4	76t	3
2004 — Jerome Pathon	34	581	17.1	38	1
2005 — Devery Henderson	22	343	15.6	66	3
2006 — Devery Henderson	32	745	23.3	76t	5
2007 — Devery Henderson	20	409	20.5	54	3
2008 — Devery Henderson	32	793	24.8	84t	3
2009 — Robert Meachem	45	722	16.0	54t	9
2010 — Robert Meachem	44	638	14.5	55	5
2011 — Devery Henderson	32	503	15.7	79t	2
2012 — Lance Moore	**65**	**1,041**	**16.0**	**51**	**6**

Punts

	No.	Yds.	Avg.	Long
1967 — Tom McNeill	74	3,174	42.9	66
1968 — Tom McNeill	49	2,009	41.0	58
1969 — Olie Cordill	42	1,719	40.9	58
1970 — Julian Fagan	77	3,269	42.5	64
1971 — Julian Fagan	77	3,188	41.4	64
1972 — Julian Fagan	71	2,899	40.8	71
1973 — Steve O'Neal	81	3,375	41.7	71
1974 — Tom Blanchard	88	3,704	42.1	71
1975 — Tom Blanchard	92	3,776	41.0	61
1976 — Tom Blanchard	101	3,974	39.3	63
1977 — Tom Blanchard	82	3,474	42.4	66
1978 — Tom Blanchard	84	3,532	42.0	61
1979 — Rick Partridge	57	2,330	40.9	61
1980 — Russell Erxleben	89	3,499	39.3	57
1981 — Russell Erxleben	66	2,672	40.5	60
1982 — Russell Erxleben	46	1,976	43.0	60
1983 — Russell Erxleben	74	3,034	41.0	60
1984 — Brian Hansen	69	3,020	43.8	66
1985 — Brian Hansen	89	3,763	42.3	58
1986 — Brian Hansen	81	3,456	42.7	66
1987 — Brian Hansen	52	2,104	40.5	60
1988 — Brian Hansen	72	2,913	40.5	64
1989 — Tommy Barnhardt	55	2,179	39.6	56
1990 — Tommy Barnhardt	70	2,990	42.7	65
1991 — Tommy Barnhardt	86	3,743	43.5	61
1992 — Tommy Barnhardt	67	2,947	44.0	62
1993 — Tommy Barnhardt	77	3,356	43.6	58
1994 — Tommy Barnhardt	67	2,920	43.6	57
1995 — Klaus Wilmsmeyer	73	2,965	40.6	53
1996 — Klaus Wilmsmeyer	87	3,551	40.8	63
1997 — Mark Royals	88	4,038	45.9	66
1998 — Mark Royals	88	4,017	45.6	64
1999 — Tommy Barnhardt	82	3,262	39.8	52
2000 — Toby Gowin	74	3,043	41.1	58
2001 — Toby Gowin	76	3,180	41.8	62
2002 — Toby Gowin	61	2,553	41.9	59
2003 — Mitch Berger	71	3,144	44.3	59

YEARLY LEADERS

PUNTS, continued	No.	Yds.	Avg.	Long
2004 — Mitch Berger	85	3,704	43.6	63
2005 — Mitch Berger	71	3,066	43.2	69
2006 — Steve Weatherford	77	3,369	43.8	59
2007 — Steve Weatherford	63	2,757	43.8	61
2008 — Steve Weatherford	26	1,094	42.1	61
2009 — Thomas Morstead	**58**	**2,528**	**43.6**	**60**
2010 — Thomas Morstead	**57**	**2,618**	**45.9**	**64**
2011 — Thomas Morstead	**46**	**2,224**	**48.3**	**64**
2012 — Thomas Morstead	**74**	**3,707**	**50.1**	**70**

PuntReturns

	No.	Yds.	Avg.	Long	TD
1967 — Walter Roberts	11	50	4.5	11	0
1968 — John Gilliam	15	60	4.0	21	0
1969 — Al Dodd	15	106	7.1	21	0
1970 — Al Dodd	14	129	9.2	41	0
1971 — Al Dodd	13	88	6.8	14	0
1972 — Tommy Myers	9	43	4.8	10	0
1973 — Howard Stevens	17	171	10.1	37	0
1974 — Howard Stevens	37	376	10.2	40	0
1975 — Gil Chapman	17	207	12.2	42	0
1976 — Pete Athas	35	332	9.5	67	0
1977 — Rich Mauti	37	281	7.6	33	0
1978 — Wes Chandler	34	233	6.9	32	0
1979 — Rich Mauti	27	218	8.1	33	0
1980 — Rich Mauti	11	111	10.1	18	0
1981 — Jeff Groth	37	436	11.8	36	0
1982 — Jeff Groth	21	144	6.9	18	0
1983 — Jeff Groth	39	275	7.1	30	0
1984 — Jitter Fields	27	236	8.7	61	0
1985 — Willie Tullis	17	141	8.3	17	0
1986 — Eric Martin	24	227	9.5	39	0
1987 — Mel Gray	24	352	14.7	80	0
1988 — Mel Gray	25	305	12.2	66t	1
1989 — Rod Harris	27	196	7.3	20	0
1990 — Vince Buck	37	305	8.2	33	0
1991 — Vince Buck	31	260	8.4	52	0
1992 — Patrick Newman	23	158	6.9	18	0
1993 — Tyrone Hughes	37	503	13.6	83t	2
1994 — Tyrone Hughes	21	143	6.8	35	0
1995 — Tyrone Hughes	28	262	9.4	74	0
1996 — Tyrone Hughes	30	152	5.1	16	0
1997 — Eric Guliford	47	498	10.6	32	0
1998 — Andre Hastings	22	307	14.0	76	0
1999 — Eddie Kennison	35	258	7.4	18	0
2000 — Chad Morton	30	278	9.3	51	0
2001 — Wane McGarity	19	183	9.6	42	0
2002 — Michael Lewis	44	625	14.2	83t	1
2003 — Michael Lewis	30	275	9.2	27	0
2004 — Michael Lewis	34	382	11.2	53	0
2005 — Az-Zahir Hakim	34	260	7.6	42	0
2006 — Reggie Bush	28	216	7.7	65t	1
2007 — Lance Moore	**20**	**185**	**9.3**	**48**	**0**
2008 — Reggie Bush	20	270	13.5	71t	3
2009 — Reggie Bush	27	130	4.8	23	0
2010 — Reggie Bush	14	92	6.6	43	0
2011 — Darren Sproles	**29**	**294**	**10.1**	**72t**	**1**
2012 — Darren Sproles	**23**	**183**	**8.0**	**37**	**0**

KickoffReturns

	No.	Yds.	Avg.	Long	TD
1967 — Walter Roberts	28	737	26.3	91t	1
1968 — Gene Howard	23	533	23.2	36	0
1969 — Tom Barrington	17	394	23.2	54	0
1970 — Ken Burrough	15	298	19.9	38	0
Al Dodd	15	319	21.3	32	0
1971 — Virgil Robinson	19	443	23.3	51	0
1972 — Margene Adkins	43	1,020	23.7	61	0
1973 — Howard Stevens	26	590	22.7	48	0
1974 — Howard Stevens	33	749	22.7	41	0
1975 — Gil Chapman	28	614	21.9	36	0
1976 — Tony Galbreath	20	399	19.9	32	0

KICKOFF RETURNS, continued	No.	Yds.	Avg.	Long	TD
1977 — Rich Mauti	27	609	22.6	38	0
1978 — Wes Chandler	32	760	23.8	38	0
1979 — Rich Mauti	36	801	22.2	39	0
1980 — Jimmy Rogers	41	930	22.7	88	0
1981 — Wayne Wilson	31	722	23.3	57	0
1982 — Aundra Thompson	10	211	21.1	35	0
1983 — Kenny Duckett	33	719	21.8	61	0
1984 — Kenny Duckett	29	580	20.0	39	0
1985 — Edward Anthony	23	476	20.7	52	0
Willie Tullis	23	480	20.9	62	0
1986 — Mel Gray	31	866	27.9	101t	1
1987 — Mel Gray	30	636	21.2	43	0
1988 — Mel Gray	32	670	20.9	39	0
1989 — Rod Harris	19	378	19.9	39	0
1990 — Gil Fenerty	28	572	20.4	58	0
1991 — Gene Atkins	20	368	18.4	27	0
1992 — Fred McAfee	19	393	20.7	38	0
1993 — Tyrone Hughes	30	753	25.1	99t	1
1994 — Tyrone Hughes	63	1,556	24.7	98t	2
1995 — Tyrone Hughes	66	1,617	24.5	83	0
1996 — Tyrone Hughes	70	1,791	25.6	58	0
1997 — Eric Guliford	43	1,128	26.2	102t	1
1998 — Qadry Ismail	28	590	21.1	39	0
1999 — Dino Philyaw	53	1,165	22.0	55	0
2000 — Chad Morton	44	1,029	23.4	68	0
2001 — Deuce McAllister	45	1,091	24.2	63	0
2002 — Michael Lewis	70	1,807	25.8	97t	2
2003 — Michael Lewis	45	1,068	23.7	53	0
2004 — Michael Lewis	51	1,215	23.8	96t	1
2005 — Aaron Stecker	31	672	21.7	46	0
2006 — Michael Lewis	37	914	24.7	51	0
2007 — Pierre Thomas	**36**	**865**	**24.0**	**64**	**0**
2008 — Pierre Thomas	**31**	**793**	**25.6**	**88**	**0**
2009 — Courtney Roby	**42**	**1,154**	**27.5**	**97t**	**1**
2010 — Courtney Roby	**33**	**785**	**23.8**	**39**	**0**
2011 — Darren Sproles	**40**	**1,089**	**27.2**	**92**	**0**
2012 — Travaris Cadet	**26**	**690**	**26.5**	**75**	**0**

Interceptions

	No.	Yds.	Avg.	Long	TD
1967 — Dave Whitsell	10	178	17.8	41t	2
1968 — Dave Whitsell	6	44	7.3	32	0
1969 — Elijah Nevett	3	20	6.7	20	0
1970 — Hugo Hollas	5	79	15.8	29	0
1971 — Delles Howell	5	120	24.0	60	0
Hugo Hollas	5	56	11.2	25	0
1972 — Bivian Lee	4	65	16.3	32	0
1973 — Ernie Jackson	3	40	13.3	23	0
Tommy Myers	3	33	11.0	20	0
Jim Merlo	3	25	8.3	16	0
Bivian Lee	3	23	7.7	12	0
1974 — Ernie Jackson	4	53	13.3	28	0
Terry Schmidt	4	27	6.8	24t	1
1975 — Tommy Myers	5	83	16.6	29	0
1976 — Jim Merlo	4	142	35.5	83t	2
1977 — Chuck Crist	4	6	1.5	6	0
1978 — Tommy Myers	6	167	27.8	97t	1
1979 — Tommy Myers	7	127	18.1	52t	1
1980 — Tommy Myers	5	96	19.2	48	0
1981 — Dave Waymer	4	54	13.5	31	0
1982 — Russell Gary	2	25	12.5	19	0
Dennis Winston	2	-2	-1.0	0	0
1983 — Johnnie Poe	7	146	20.9	31t	1
1984 — Dave Waymer	4	9	2.3	9	0
1985 — Dave Waymer	6	49	8.2	28	0
1985 — Dave Waymer	6	49	8.2	28	0
1986 — Dave Waymer	9	48	5.3	17	0
1987 — Dave Waymer	5	78	15.6	35	0
Reggie Sutton	5	68	13.6	26	0
1988 — Gene Atkins	4	42	10.5	40	0
1989 — Dave Waymer	6	66	11.0	42	0
1990 — Brett Maxie	2	88	44.0	50t	1
Toi Cook	2	55	27.5	50	0
Gene Atkins	2	15	7.5	15	0

YEARLY LEADERS

INTERCEPTIONS, continued	No.	Yds.	Avg.	Long	TD
Bennie Thompson	2	0	0.0	0	0
1991 — Gene Atkins	5	198	39.6	79	0
Vince Buck	5	12	2.4	12	0
1992 — Toi Cook	6	90	15.0	48t	1
1993 — Gene Atkins	3	59	19.7	37	0
1994 — Jimmy Spencer	5	24	4.8	11	0
1995 — Jimmy Spencer	4	11	2.8	9	0
1996 — Anthony Newman	3	40	13.3	21	0
Greg Jackson	3	24	8.0	10	0
1997 — Sammy Knight	5	75	15.0	39	0
1998 — Sammy Knight	6	171	28.5	91t	2
1999 — Ashley Ambrose	6	27	4.5	16	0
2000 — Sammy Knight	5	68	13.6	37t	2
2001 — Sammy Knight	6	114	19.0	40	0
2002 — Fred Thomas	5	80	16.0	43	0
Sammy Knight	5	36	7.2	17	0
2003 — Fred Thomas	4	47	11.8	20	0
2004 — Mike McKenzie	5	19	3.8	14	0
2005 — Jason Craft	3	63	21.0	39	0
2006 — Mike McKenzie	2	54	27.0	54	0
Scott Fujita	2	19	9.5	19	0
Josh Bullocks	2	14	7.0	14	0
Omar Stoutmire	2	10	5.0	10	0
2007 — Mike McKenzie	3	161	53.7	75t	2
Roman Harper	**3**	**58**	**19.3**	**31t**	**1**
Jason David	3	21	7.0	19	0
2008 — Jason David	5	83	16.6	42	0
2009 — Darren Sharper	9	376	41.8	99t	3
2010 — Malcolm Jenkins	**2**	**105**	**52.5**	**96t**	**1**
Jabari Greer	**2**	**50**	**25.0**	**26**	**1**
2011 — Patrick Robinson	**4**	**31**	**7.8**	**25**	**0**
2012 — Jabari Greer	**3**	**31**	**10.3**	**28**	**0**
Patrick Robinson	**3**	**99**	**33.0**	**99t**	**1**

Quarterback Sacks

	No.	Yds.
1982 — Bruce Clark, DE	5.5	51
1983 — Rickey Jackson, LB	12	81.5
1984 — Rickey Jackson, LB	12	95
1985 — Rickey Jackson, LB	11	89
1986 — James Geathers, DE	9	73
Rickey Jackson, LB	9	71
1987 — Pat Swilling, LB	10.5	87
1988 — Rickey Jackson, LB	7	66
Pat Swilling, LB	7	65
1989 — Pat Swilling, LB	16.5	164
1990 — Pat Swilling, LB	11	68
1991 — Pat Swilling, LB	17	139
1992 — Wayne Martin, DE	15	102
1993 — Renaldo Turnbull, LB	13	73
1994 — Darion Conner, LB	10	66
1995 — Wayne Martin, DT	13	89
1996 — Wayne Martin, DT	11	84.5
1997 — Wayne Martin, DT	10.5	60
1998 — La'Roi Glover, DT	10	83
1999 — La'Roi Glover, DT	8.5	47
2000 — La'Roi Glover, DT	17	112
2001 — Charlie Clemons, LB	13.5	96
2002 — Darren Howard, DE	8	51
2003 — Charles Grant, DE	10	42
2004 — Darren Howard, DE	11	64
2005 — Will Smith, DE	**8.5**	**60**
2006 — Will Smith, DE	**10.5**	**79.5**
2007 — Will Smith, DE	**7**	**41**
2008 — Bobby McCray, DE	6	35
2009 — Will Smith, DE	**13**	**68.5**
2010 — Sedrick Ellis, DT	6	48
2011 — Roman Harper, S	**7.5**	**55**
2012 — Cameron Jordan, DE	**8**	**54**

Service

Most Seasons

13 Morten Andersen, 1982-94
Hoby Brenner, 1981-93
Stan Brock, 1980-92
Rickey Jackson, 1981-93
Derland Moore, 1973-85
Frank Warren, 1981-89,91-94
Jim Wilks, 1981-93

Most Games

196 Morten Andersen, 1982-94
195 Rickey Jackson, 1981-93
189 Frank Warren, 1981-89,91-94
186 Stan Brock, 1980-92
183 Jim Wilks, 1981-93

Scoring

TOTAL POINTS

Career

1,318 Morten Andersen, 1982-94 (302 FG, 412 PAT)
768 John Carney, 2001-06,09-10 (168 FG, 264 PAT)
513 Doug Brien, 1995-2000 (123 FG, 144 PAT)
348 Marques Colston, 2006- (58 TD)
330 Deuce McAllister, 2001-09 (55 TD)

Season

147 John Kasay, 2011 (28 FG, 63 PAT)
130 John Carney, 2002 (31 FG, 37 PAT)
121 Morten Andersen, 1987 (28 FG, 37 PAT)
120 Morten Andersen, 1985 (31 FG, 27 PAT)
Morten Andersen, 1992 (29 FG, 33 PAT)

Game

24 Joe Horn, vs. N.Y. Giants, 12/14/03 (4 TD)
Reggie Bush, vs. San Francisco, 12/3/06 (4 TD)
18 Walt Roberts, vs. Philadelphia, 11/5/67 (3 TD)
Danny Abramowicz, vs. San Francisco, 9/26/71 (3 TD)
Archie Manning, vs. Chicago, 10/2/77 (3 TD)
Chuck Muncie, vs. San Francisco, 11/11/79 (3 TD)
George Rogers, at L.A. Rams, 11/8/81 (3 TD)
Wayne Wilson, vs. Atlanta, 1/2/83 (3 TD)
Dalton Hilliard, at L.A. Rams, 10/22/89 (3 TD)
Rueben Mayes, vs. Phoenix, 9/23/90 (3 TD)
Mario Bates, at L.A. Rams, 12/4/94 (3 TD)
Ricky Williams, at Atlanta, 10/22/00 (3 TD)
Deuce McAllister, vs. Atlanta, 10/27/02 (3 TD)
Deuce McAllister, at Baltimore, 12/8/02 (3 TD)
Mike Karney, at Dallas, 12/10/06 (3 TD)
Marques Colston, at San Francisco, 10/28/07 (3 TD)
Marques Colston, vs. San Diego, 10/7/12 (3 TD)

Opponent

24 Dave Williams, at St. Louis, 11/2/69 (4 TD)
Wayne Morris, at St. Louis, 10/23/77 (4 TD)
Rodney Hampton, at N.Y. Giants, 9/24/95 (4 TD)
Mike Anderson, vs. Denver, 12/3/00 (4 TD)

TOUCHDOWNS

Career

58 Marques Colston, 2006-
55 Deuce McAllister, 2001-08
53 Dalton Hilliard, 1986-93
50 Joe Horn, 2000-06
48 Eric Martin, 1985-93

Season

18 Dalton Hilliard, 1989
16 Deuce McAllister, 2002
13 George Rogers, 1981
12 Pierre Thomas, 2008
11 Chuck Muncie, 1979
Wayne Wilson, 1983
Joe Horn, 2004
Deuce McAllister, 2006
Marques Colston, 2007
Jimmy Graham, 2011

Game

4 Joe Horn, vs. N.Y. Giants, 12/14/03
Reggie Bush, vs. San Francisco, 12/3/06
3 Walt Roberts, vs. Philadelphia, 11/5/67
Danny Abramowicz, vs. San Fran., 9/26/71
Archie Manning, vs. Chicago, 10/2/77
Chuck Muncie, vs. San Fran., 11/11/79
George Rogers, at L.A. Rams 11/8/81
Wayne Wilson, vs. Atlanta, 1/2/83
Dalton Hilliard, at L.A. Rams, 10/22/89
Rueben Mayes, vs. Phoenix, 9/23/90
Mario Bates, at L.A. Rams, 12/4/94
Ricky Williams, at Atlanta, 10/22/00
Deuce McAllister, vs. Atlanta, 10/27/02
Deuce McAllister, at Baltimore, 12/8/02
Mike Karney, at Dallas, 12/10/06
Marques Colston, at San Francisco, 10/28/07
Marques Colston, vs. San Diego, 10/7/12

Opponent

4 Dave Williams, at St. Louis, 11/2/69
Wayne Morris, at St. Louis, 10/23/77
Rodney Hampton, at N.Y. Giants, 9/24/95
Mike Anderson, vs. Denver, 12/3/00

FIELD GOALS MADE

Career

302 Morten Andersen, 1982-94 (389 att.)
168 John Carney, 2001-06,09-10 (203 att.)
123 Doug Brien, 1995-2000 (149 att.)
60 Garrett Hartley, 2008- (71 att.)
52 Charlie Durkee, 1967-68,71-72 (101 att.)

Season

31 Morten Andersen, 1985 (35 att.)
John Carney, 2002 (35 att.)
29 Morten Andersen, 1992 (34 att.)
28 Morten Andersen, 1987 (36 att.)
Morten Andersen, 1993 (35 att.)
Morten Andersen, 1994 (39 att.)
John Kasay, 2011 (34 att.)

Game

5 Charlie Durkee, at Green Bay, 11/28/71 (6 att.)
Morten Andersen, vs. L.A. Rams, 12/1/85 (5 att.)
Morten Andersen, vs. San Francisco, 10/25/87 (7 att.)
Morten Andersen, vs. Atlanta, 12/3/92 (5 att.)
Morten Andersen, at Atlanta, 12/11/94 (5 att.)
John Carney, vs. Minnesota, 10/7/01 (5 att.)
John Carney, at St. Louis, 10/28/01 (5 att.)
John Carney, at St. Louis, 9/26/04 (6 att.)

Opponent

6 Bobby Howfield, at N.Y. Jets, 12/3/72 (7 att.)
Ray Wersching,, vs. San Francisco, 10/16/83 (6 att.)
Norm Johnson, vs. Atlanta 11/13/94 (6 att.)
John Kasay, vs. Carolina, 12/5/04 (6 att.)
Ryan Succop, vs. Kansas City, 9/23/12 (6 att.)

LONGEST FIELD GOAL

63 Tom Dempsey, vs. Detroit, 11/8/70 - **TIED NFL RECORD**
60 Morten Andersen, vs. Chicago, 10/27/91
56 Morten Andersen, at Philadelphia, 12/26/93
Doug Brien, vs. Carolina, 9/13/98

Opponent

55 Joe Danelo, at N.Y. Giants, 9/20/81
Morten Andersen, at Atlanta, 12/10/95 (2x)
Morten Andersen, vs. Atlanta, 10/12/97

FIELD GOALS ATTEMPTED

Career

389 Morten Andersen, 1982-94 (302 made)
203 John Carney, 2001-06,09-10 (168 made)

INDIVIDUAL RECORDS

149 Doug Brien, 1995-2000 (123 made)
101 Charlie Durkee, 1967-68,71-72 (52 made)
75 Tom Dempsey, 1969-70 (40 made)

Season
41 Tom Dempsey, 1969 (22 made)
39 Morten Andersen, 1994 (28 made)
37 Charlie Durkee, 1968 (19 made)
36 Morten Andersen, 1987 (28 made)
Morten Andersen, 1988 (26 made)

Game
7 Tom Dempsey, vs. Philadelphia, 11/30/69 (4 made)
Morten Andersen, vs. San Fran., 10/25/87 (5 made)

Opponent
7 Bobby Howfield, at N.Y. Jets, 12/3/72 (6 made)

POINTS AFTER TOUCHDOWN

Career
412 Morten Andersen, 1982-94 (418 att.)
264 John Carney, 2001-05,09-10 (268 att.)
144 Doug Brien, 1995-2000 (145 att.)
135 Garrett Hartley, 2008- (136 att.)
87 Charlie Durkee, 1967-68,71-72 (88 att.)

Season
63 John Kasay, 2011 (63 att.)
57 Garrett Hartley, 2012 (57 att.)
50 John Carney, 2009 (52 att.)
46 John Carney, 2006 (47 att.)
44 Morten Andersen, 1989 (45 att.)

Game
8 John Kasay, vs. Indianapolis 10/23/11 (8 att.)
7 John Kasay, vs. N.Y. Giants 11/28/11 (7 att.)

Opponent
8 Nick Mike-Mayer, vs. Atlanta, 9/16/73 (8 att.)

Rushing

TOTAL YARDS

Career
6,096 Deuce McAllister, 2001-09 (1,429 att.)
4,267 George Rogers, 1981-84 (995 att.)
4,164 Dalton Hilliard, 1986-93 (1126 att.)
3,408 Rueben Mayes, 1986-88,90 (837 att.)
3,386 Chuck Muncie, 1976-80 (787 att.)

Season
1,674 George Rogers, 1981 (378 att.)
1,641 Deuce McAllister, 2003 (351 att.)
1,388 Deuce McAllister, 2002 (325 att.)
1,353 Rueben Mayes, 1986 (286 att.)
1,262 Dalton Hilliard, 1989 (344 att.)

Game
206 George Rogers, vs. St. Louis, 9/4/83 (24 att.)
203 Rueben Mayes, vs. Miami, 12/7/86 (28 att.)
184 Deuce McAllister, at Philadelphia, 11/23/03 (19 att.)
179 Ricky Williams, vs. Cleveland, 10/31/99 (40 att.)
174 Ray Zellars, vs. Chicago, 10/13/96 (20 att.)

Opponent
251 Mike Anderson, vs. Denver, 12/3/00 (37 att.)
247 Willie Ellison, at L.A. Rams 12/5/71 (26 att.)
220 Marshall Faulk, vs. St. Louis, 12/24/00 (32 att.)

MOST 100-YARD RUSHING GAMES

Career
27 Deuce McAllister, 2001-09
16 George Rogers, 1981-84
12 Ricky Williams 1999-2001
11 Rueben Mayes, 1986-88,90
6 Chuck Muncie, 1976-80
Mario Bates, 1994-97

Season
9 George Rogers, 1981
Deuce McAllister, 2003
8 Deuce McAllister, 2002
6 Rueben Mayes, 1986
Deuce McAllister, 2004

DUAL 100-YARD RUSHING GAMES

at Kansas City, 9/26/76
Tony Galbreath, 14-146, 2 TD; Chuck Muncie, 25-126
at Cincinnati, 11/4/90
Craig Heyward, 19-122, 1 TD; Rueben Mayes, 30-115, 1 TD
at New York Giants, 12/24/06
Reggie Bush, 20-126, 1 TD; Deuce McAllister, 27-108, 1 TD

Opponent
vs. San Francisco, 11/13/77
Wilbur Jackson, 22-123; Del Williams, 25-110, 1 TD
vs. St. Louis, 10/5/80
Ottis Anderson, 22-126; Wayne Morris, 22-102, 3 TDs

ATTEMPTS

Career
1,429 Deuce McAllister, 2001-09 (6,096 yds.)
1,126 Dalton Hilliard, 1986-93 (4,164 yds.)
995 George Rogers, 1981-84 (4,267 yds.)
837 Rueben Mayes, 1986-88,90 (3,408 yds.)
814 Ricky Williams, 1999-2001 (3,129 yds.)

Season
378 George Rogers, 1981 (1,674 yds.)
351 Deuce McAllister, 2003 (1,641 yds.)
344 Dalton Hilliard, 1989 (1,262 yds.)
325 Deuce McAllister, 2002 (1,388 yds.)
313 Ricky Williams, 2001 (1,245 yds.)

Game
40 Ricky Williams, vs. Cleveland, 10/31/99 (179 yds.)
38 Ricky Williams, vs. Carolina, 10/15/00 (144 yds.)
35 Earl Campbell, at Minnesota, 11/24/85 (160 yds.)
Dwight Beverly, at St. Louis, 10/11/87 (139 yds.)
34 Wayne Wilson, vs. Miami, 10/2/83 (160 yds.)

Opponent
39 Gerald Riggs, vs. Atlanta, 12/22/85 (158 yds.)

TOUCHDOWNS RUSHING

Career
49 Deuce McAllister, 2001-09
39 Dalton Hilliard, 1986-93
28 Chuck Muncie, 1976-80
27 Tony Galbreath, 1976-80
24 Pierre Thomas, 2007-

Season
13 Deuce McAllister, 2002
George Rogers, 1981
Dalton Hilliard, 1989
11 Chuck Muncie, 1979
10 Deuce McAllister, 2006

Game
3 Archie Manning, vs. Chicago, 10/2/77
Chuck Muncie, vs. San Francisco, 11/11/79
George Rogers, at L.A. Rams, 11/8/81
Wayne Wilson, vs. Atlanta, 1/2/83
Rueben Mayes, vs. Phoenix, 9/23/90
Mario Bates, at L.A. Rams, 12/4/94
Ricky Williams, at Atlanta, 10/22/00
Deuce McAllister, vs. Atlanta, 10/27/02
Deuce McAllister, at Baltimore, 12/8/02
Reggie Bush, vs. San Francisco, 12/13/06

Opponent
4 Wayne Morris, at St. Louis, 10/23/77
Rodney Hampton, at N.Y. Giants, 9/24/95
Mike Anderson, vs. Denver, 12/3/00

HIGHEST RUSHING AVERAGE

Career (minimum 250 attempts)

5.8 Archie Manning, 1971-75,77-82 (357 att.-2,058 yds.)
5.4 Hokie Gajan, 1982-85 (252 att.-1,358 yds.)
5.1 Chris Ivory, 2010-12 (256 att.-1,307 yds.)
4.8 Pierre Thomas, 2007- (626 att.-2,974 yds.)
4.3 Chuck Muncie, 1976-80 (788 att.-3,393 yds.)
George Rogers, 1981-84 (995 att.-4,267 yds.)
Deuce McAllister, 2001-09 (1,429 att.-6,096 yds.)

Season (minimum 75 attempts)

6.9 Darren Sproles, 2011 (87 att.-603 yds.)
6.0 Hokie Gajan, 1984 (102 att.-615 yds.)
5.4 Pierre Thomas, 2009 (147 att.-793 yds.)
5.2 Chris Ivory, 2010 (137 att.-716 yds.)
5.1 Hokie Gajan, 1983 (81 att.-415 yds.)

Game (minimum 8 attempts)

10.8 Lorenzo Neal at Atlanta, 9/12/93 (8-86)
10.5 Chris Ivory at Tampa Bay, 10/17/10 (15-158)
10.4 Tony Galbreath vs. Kansas City, 9/26/76 (14-146)
10.4 Gil Fenerty at L.A. Rams, 12/9/90 (10-104)
10.3 Hokie Gajan vs. N.Y. Jets, 11/21/83 (11-113)

Opponent (minimum 8 attempts)

12.8 Steve Young at San Francisco, 12/23/90 (8-102)

LONGEST SCORING RUN

79 George Rogers at Cleveland, 10/18/81
76 George Rogers vs. St. Louis, 9/4/83
Deuce McAllister at Philadelphia, 11/23/03
74 Tony Galbreath at Kansas City, 9/26/76
Lorenzo Neal at Atlanta, 9/12/93
Mario Bates vs. Detroit, 9/21/9

Opponent

91 Jamaal Charles vs. Kansas City, 9/23/12
80 Willie Ellison at L.A. Rams, 12/5/71

LONGEST NON-SCORING RUN

73 George Rogers vs. Philadelphia, 10/11/81
71 Deuce McAllister at Carolina, 1/2/05

Opponent

76 Willie Parker at Pittsburgh, 11/12/06

Receiving

TOTAL RECEIVING YARDS

Career

7,854 Eric Martin, 1985-93 (532 rec.)
7,622 Joe Horn, 2000-06 (523 rec.)
7,394 Marques Colston, 2006- (532 rec.)
4,875 Danny Abramowicz, 1967-72 (309 rec.)
4,377 Devery Henderson, 2004- (245 rec.)

Season

1,399 Joe Horn, 2004 (94 rec.)
1,340 Joe Horn, 2000 (94 rec.)
1,312 Joe Horn, 2002 (88 rec.)
1,310 Jimmy Graham, 2011 (99 rec.)
1,265 Joe Horn, 2001 (83 rec.)

Game

205 Wes Chandler vs. Atlanta, 9/2/79 (6 rec.)
200 Torrance Small at Denver, 12/24/94 (6 rec.)
180 Joe Horn vs. San Francisco, 11/5/00 (10 rec.)
179 Floyd Turner vs. Chicago, 10/27/91 (9 rec.)
170 Joe Horn vs. Denver, 12/3/00 (10 rec.)

Opponent

336 Willie Anderson vs. L.A. Rams, 11/26/89 (15 rec.)
248 Richard Johnson at Detroit, 12/3/89 (8 rec.)
224 Dez Bryant, at Dallas, 12/23/12 (9 rec.)
216 Vincent Jackson, at Tampa Bay, 10/21/12 (7 rec.)

MOST 100-YARD RECEIVING GAMES

Career

27 Joe Horn, 2000-06
23 Marques Colston, 2006-
18 Eric Martin, 1985-93
10 Danny Abramowicz, 1967-73
Devery Henderson, 2004-

Season

6 Joe Horn, 2002
5 Eric Martin, 1989
Joe Horn, 2000
Joe Horn, 2004
4 Danny Abramowicz, 1969
Joe Horn, 2001
Joe Horn, 2003
Marques Colston, 2006
Marques Colston, 2007
Marques Colston, 2011
Jimmy Graham, 2011
Lance Moore, 2012

DUAL 100-YARD RECEIVING GAMES

at Atlanta 11/25/79
Henry Childs, 3-117, TD; Wes Chandler, 6-103
vs. Philadelphia, 11/9/80
Wes Chandler, 9-139, TD; Ike Harris, 4-119
vs. Buffalo, 12/27/98
Brett Bech, 4-113, 2 TD; Cam Cleeland, 10-112, TD
vs. Denver, 12/3/00
Joe Horn, 10-170; Robert Wilson, 8-122
vs. N.Y. Giants, 9/19/05
Joe Horn, 9-143, TD; Donté Stallworth, 8-141
vs. Baltimore, 10/29/06
Marques Colston, 6-163, 2 TD; Joe Horn, 5-126, TD
at Tampa Bay, 11/5/06
Marques Colston, 11-123, TD; Devery Henderson, 3-111, 2 TD
vs. New England, 11/30/09
Marques Colston, 4-121, TD; Devery Henderson, 3-116, TD
at Tampa Bay, 10/16/11
Marques Colston, 7-118, TD; Jimmy Graham, 7-124
vs. San Diego, 10/7/12
Marques Colston, 9-131, 3 TD; Devery Henderson, 8-123, TD
at Dallas, 12/23/12
Marques Colston, 10-153; Darren Sproles, 7-144
vs. Carolina, 12/30/12
Jimmy Graham, 9-115, TD; Lance Moore, 4-121

Opponent

at Cleveland, 11/10/68
Paul Warfield, 5-107, 1 TD; Leroy Kelly, 3-104, 2 TD
at St. Louis, 11/2/69
Dave Williams, 8-164, 4 TD; John Gilliam, 5-106, 1 TD
at Minnesota, 12/1/74
Jim Lash, 3-112; John Gilliam, 5-109, 2 TD
at N.Y. Giants, 9/20/81
Johnny Perkins, 8-118; Gary Shirk, 11-101, 1 TD
at L.A. Rams, 12/9/90
Willie Anderson, 5-123; Henry Ellard, 5-107, 1 TD
at Minnesota, 11/6/94
Jake Reed, 8-157, 1 TD; Cris Carter, 12-151
vs. Atlanta, 11/13/94
Terance Mathis, 10-125; Andre Rison, 8-118, 1 TD
vs. Atlanta, 9/17/95
Eric Metcalf, 11-155; Bert Emanuel, 6-104
at Minnesota, 11/19/95
Qadry Ismail, 5-142, 1 TD; Cris Carter, 12-137, 2 TD
vs. Carolina, 11/26/95
Mark Carrier, 6-132, 2 TD; Willie Green, 4-105, 1 TD
vs. Atlanta, 12/13/98
Tony Martin, 8-109; Terance Mathis, 6-198
vs. St. Louis, 12/12/99
Torry Holt, 6-113; Isaac Bruce, 4-119
at St. Louis, 10/28/01
Trung Canidate 10-107; Issac Bruce 7-179, 1 TD
at Philadelphia, 9/20/09
Brent Celek 8-104; DeSean Jackson 4-101, 1 TD
vs. Houston, 9/25/11
James Casey 5-126, 1 TD; Andre Johnson 7-128
vs. Atlanta, 12/26/11
Julio Jones 8-128, 1 TD; Roddy White 11-127

INDIVIDUAL RECORDS

vs. Atlanta, 11/11/12
Tony Gonzalez 11-122, 2 TD; Roddy White 7-114

TOTAL RECEPTIONS
Career
532 Eric Martin, 1985-93 (7,854 yds.)
Marques Colston, 2006- (7,394 yds.)
523 Joe Horn, 2000-06 (7,622 yds.)
309 Danny Abramowicz, 1967-73 (4,875 yds.)
309 Lance Moore, 2005- (3,824 yds.)

Season
99 Jimmy Graham, 2011 (1,310 yds.)
98 Marques Colston, 2007 (1,202 yds.)
94 Joe Horn, 2000 (1,340 yds.)
Joe Horn, 2004 (1,399 yds.)
88 Joe Horn, 2002 (1,312 yds.)
Reggie Bush, 2006 (742 yds.)

Game
14 Tony Galbreath at Green Bay, 9/10/78 (122 yds.)
13 Joe Horn vs. Carolina, 12/2/01 (150 yds.)
Darren Sproles vs. Carolina, 9/16/12 (128 yds.)
12 Danny Abramowicz vs. Pittsburgh, 10/29/67 (156 yds.)
John Beasley vs. San Diego, 11/18/73 (127 yds.)
Joe Horn at San Diego, 9/10/00 (116 yds.)
Reggie Bush at Houston, 10/18/07 (70 yds.)
Pierre Thomas at Chicago, 12/30/07 (121 yds.)
Opponent
15 Willie Anderson vs. L.A. Rams, 11/26/89 (336 yds.)
12 Rickey Young vs. Minnesota, 9/3/78 (134 yds.)
John Spagnola vs. Philadelphia, 10/6/85 (124 yds.)
Cris Carter at Minnesota, 11/6/94 (151 yds.)
Cris Carter at Minnesota, 10/19/95 (137 yds.)

TOUCHDOWNS RECEIVING
Career
58 Marques Colston, 2006-
50 Joe Horn, 2000-06
48 Eric Martin, 1985-93
37 Danny Abramowicz, 1967-73
36 Lance Moore, 2005-

Season
11 Joe Horn, 2004
Marques Colston, 2007
Jimmy Graham, 2011
10 Joe Horn, 2003
Lance Moore, 2008
Marques Colston, 2012

Game
4 Joe Horn, vs. N.Y. Giants 12/14/03
Opponent
4 Dave Williams, at St. Louis 11/2/69

HIGHEST RECEIVING AVERAGE
Career (minimum 100 receptions)
17.9 Devery Henderson, 2004- (245 rec.-4,377 yds.)
16.4 Ike Harris, 1978-81 (104 rec.-1,710 yds.)
16.1 Robert Meachem, 2007-11 (141 rec.-2,269 yds.)
15.8 Danny Abramowicz, 1967-73 (309 rec.-4,875 yds.)
15.6 Henry Childs, 1974-80 (207 rec.-3,224 yds.)

Season (minimum 20 receptions)
24.8 Devery Henderson, 2008 (32 rec.-793 yds.)
23.3 Devery Henderson, 2006 (32 rec.-745 yds.)
21.2 Keith Poole, 1998 (24 rec.-509 yds.)
20.6 Tyrone Young, 1984 (29 rec.-597 yds.)
20.5 Devery Henderson, 2007 (20 rec.-409 yds.)

Game (minimum 3 receptions)
54.7 Eric Martin, vs. Green Bay, 9/14/86 (3-164)
51.3 Keith Poole, at Atlanta, 10/18/98 (3-154)
44.7 Joe Horn, at Atlanta, 11/17/02 (3-134)
39.8 Larry Burton, vs. Atlanta, 11/2/75 (4-159)
39.5 Devery Henderson, at Atlanta, 11/26/06 (4-158)
Opponent (minimum 3 receptions)
44.7 Stephen Baker, vs. N.Y. Giants, 11/27/88 (3-134)

LONGEST SCORING RECEPTIONS
90 Eddie Kennison from Billy Joe Hobert, vs. Atlanta 10/10/99
89 Andre Hastings from Kerry Collins, vs. Dallas, 12/6/98
89 Randal Hill from Heath Shuler, at Chicago, 10/5/97
86 Marques Colston from Drew Brees, at Carolina, 10/1/06 – ROOKIE RECORD
84 Devery Henderson from Drew Brees, vs. Tampa Bay, 9/7/08
Opponent
98 Michael Haynes from Bobby Hebert, at Atlanta, 9/12/93
88 Harmon Wages from Bob Berry, at Atlanta, 12/7/69
Pierre Garcon from Robert Griffin III, vs. Washington, 9/9/12

LONGEST NON-SCORING RECEPTIONS
96 Walt Roberts from Billy Kilmer, at Philadelphia, 11/19/67
85 Wes Chandler from Archie Manning, at San Francisco, 9/23/79
84 Eric Martin from Bobby Hebert, vs. Green Bay, 9/14/86
84 Ken Burrough from Bob Berry, vs. Atlanta, 12/19/71

Total Yards from Scrimmage

TOTAL YARDS (RUSHING & RECEIVING)
Career
7,865 Eric Martin, 1985-93 (7,854 receiving)
7,816 Deuce McAllister, 2001-09 (6,096 rushing)
7,653 Joe Horn, 2000-06 (7,622 receiving)
7,401 Marques Colston, 2006- (7,394 receiving)
6,397 Dalton Hilliard, 1986-93 (4,164 rushing)

Season
2,157 Deuce McAllister, 2003 (1,641 rushing)
1,800 George Rogers, 1981 (1,674 rushing)
1,776 Dalton Hilliard, 1989 (1,262 rushing)
1,756 Ricky Williams, 2001 (1,245 rushing)
1,740 Deuce McAllister, 2002 (1,388 rushing)

Game
237 Deuce McAllister, vs. Atlanta, 11/16/03 (173 rushing)
232 Deuce McAllister, at Philadelphia, 11/23/03 (184 rushing)
226 Pierre Thomas, at Chicago, 12/30/07 (121 receiving)
225 Rueben Mayes, vs. Miami, 12/7/86 (203 rushing)
206 George Rogers, vs. St. Louis, 9/4/83 (all rushing)
Opponent
336 Willie Anderson, vs. L.A. Rams, 11/26/89 (all receiving)

Passing

TOTAL PASSING YARDS
Career
33,571 Drew Brees, 2006- (4,340 att.-2,910 comp.)
21,734 Archie Manning, 1971-75, 77-82 (3,335 att.-1,849 comp.)
19,156 Aaron Brooks, 2000-05 (2,771 att.-1,563 comp.)
14,630 Bobby Hebert, 1985-89, 91-92 (2,055 att.-1,202 comp.)
10,622 Jim Everett, 1994-96 (1,571 att.-958 comp.)

Season
5,476 Drew Brees, 2011 (657 att.-468 comp.) NFL RECORD
5,177 Drew Brees, 2012 (670 att.-422 comp.)
5,069 Drew Brees, 2008 (635 att.-413 comp.)
4,620 Drew Brees, 2010 (658 att.-448 comp.)
4,423 Drew Brees, 2007 (652 att.-440 comp.)

Game
510 Drew Brees vs. Cincinnati, 11/19/06 (37-52)
446 Drew Brees at Dallas, 12/23/12 (37-53)
Drew Brees at Green Bay, 9/30/12 (35-54)
445 Drew Brees vs. Jacksonville, 11/4/07 (35-49)
441 Aaron Brooks vs. Denver, 12/3/00 (30-48)
Opponent
454 Jim Everett vs. L.A. Rams, 11/26/89 (29-51)
425 Daunte Culpepper, vs. Minn., 10/17/04 (26-37)

MOST 300-YARD PASSING GAMES
Career
60 Drew Brees, 2006-
10 Aaron Brooks, 2000-05
9 Archie Manning, 1971-75,77-82
6 Jim Everett, 1994-96
4 Bobby Hebert, 1985-89,91-92

Season
13 Drew Brees, 2011 NFL RECORD
10 Drew Brees, 2008
Drew Brees, 2012
8 Drew Brees, 2006
7 Drew Brees, 2009
Drew Brees, 2010

PASS ATTEMPTS
Career
4,340 Drew Brees, 2006- (2,910 comp.)
3,335 Archie Manning, 1971-75,77-82 (1,849 comp.)
2,771 Aaron Brooks, 2000-05 (1,563 comp.)

Season
670 Drew Brees, 2012 (442 comp.)
658 Drew Brees, 2010 (448 comp.)
657 Drew Brees, 2011 (468 comp.)
652 Drew Brees, 2007 (440 comp.)
635 Drew Brees, 2008 (413 comp.)

Game
60 Aaron Brooks, vs. Denver, 11/21/04 (34 comp.)
Drew Brees, at Chicago, 12/30/07 (35 comp.)
58 Drew Brees, at Atlanta, 11/9/08 (31 comp.)
56 Drew Brees, vs. Cleveland, 10/24/10 (37 comp.)
55 Jim Everett, at S.F. 9/25/94 (31 comp.)
Opponent
59 Steve Grogan at New England, 11/12/89 (27 comp.)
57 Warren Moon at Minnesota, 11/6/94 (33 comp.)

PASS COMPLETIONS
Career
2,910 Drew Brees, 2006- (4,340 att.)
1,849 Archie Manning, 1971-75,77-82 (3,335 att.)
1,563 Aaron Brooks, 2000-05 (2,771 att.)
1,202 Bobby Hebert, 1985-89,91-92 (2,055 att.)
958 Jim Everett, 1994-96 (1,571 att.)

Season
468 Drew Brees, 2011 (657 att.) NFL RECORD
448 Drew Brees, 2010 (658 att.)
440 Drew Brees, 2007 (652 att.)
422 Drew Brees, 2012 (670 att.)
413 Drew Brees, 2008 (635 att.)

Game
39 Drew Brees, at Denver, 9/21/08 (48 att.)
37 Drew Brees, vs. Cincinnati, 11/19/06 (52 att.)
Drew Brees, vs. Cleveland, 10/24/10 (56 att.)
Drew Brees, at Dallas, 12/23/12 (53 att.)
Opponent
34 Matt Ryan, vs. Atlanta, 12/26/11 (52 att.)
Matt Ryan, vs. Atlanta, 11/11/12 (52 att.)
33 Warren Moon, at Minnesota, 11/6/94 (57 att.)
Eli Manning, vs. N.Y. Giants, 11/28/11 (47 att.)

MOST CONSECUTIVE COMPLETIONS
19 Drew Brees, 12/27/09
17 Drew Brees, 12/16-12/23/07
15 Archie Manning, 10/14-10/21/79
Drew Brees, 10/18/09
Opponent
18 Don Majkowski at Green Bay, 9/17/89

COMPLETION PERCENTAGE
Career (minimum 500 attempts)
67.1 Drew Brees, 2006- (4,340 att.-2,910 comp.)
61.0 Jim Everett, 1994-96 (1,571 att.-958 comp.)
58.5 Bobby Hebert, 1985-89,91-92 (2,055 att.-1,202 comp.)
57.2 Ken Stabler, 1982-84 (500 att.-326 comp.)
56.4 Aaron Brooks, 2000-05 (2,771 att.-1,563 comp.)

Season (minimum 100 attempts)
71.2 Drew Brees, 2011 (657 att.-468 comp.) NFL RECORD
70.6 Drew Brees, 2009 (514 att.-363 comp.)
68.1 Drew Brees, 2010 (658 att.-448 comp.)
67.5 Drew Brees, 2007 (652 att.-440 comp.)
65.0 Drew Brees, 2008 (635 att.-413 comp.)

Game (minimum 10 attempts)
90.9 Mike Buck, at Pittsburgh, 10/17/93 (11-10)
88.6 Drew Brees, vs. Indianapolis, 10/23/11 (35-31)
87.0 Bobby Hebert, vs. Denver, 11/20/88 (23-20)
86.7 Drew Brees, vs. Arizona, 12/16/07 (30-26)
Drew Brees, vs. Oakland, 10/12/08 (30-26)
Opponent
90.9 Scott Hunter, at Atlanta 10/31/76 (11-10)
90.5 Lynn Dickey, vs. Green, Bay, 12/13/81 (21-19)

TOUCHDOWN PASSES
Career
244 Drew Brees, 2006-
120 Aaron Brooks, 2000-05
115 Archie Manning, 1971-75,77-82
85 Bobby Hebert, 1985-89, 91-92
60 Jim Everett, 1994-96

Season
46 Drew Brees, 2011
43 Drew Brees, 2012
34 Drew Brees, 2008
Drew Brees, 2009
33 Drew Brees, 2010

Game
6 Billy Kilmer, at St. Louis, 11/2/69
Drew Brees, vs. Detroit, 9/13/09
5 **6 times, last Drew Brees vs. Carolina, 1/1/12**
Opponent
6 Charley Johnson, at St. Louis, 11/2/69
Peyton Manning, vs. Indianapolis, 9/28/03

PASSER RATING
Career (minimum 500 attempts)
98.2 Drew Brees, 2006-
(2,910-4,340; 33,571 yds.; 244 TD, 112 INT)
81.1 Jim Everett, 1994-96
(958-1,571; 10,622 yds.; 60 TD, 48 INT)
79.7 Aaron Brooks, 2000-05
(1,563-2,771; 19,156 yds.; 120 TD, 84 INT)
79.1 Bobby Hebert, 1985-89, 1991-92
(1,202-2,055; 14,630 yds.; 85 TD, 75 INT)
72.0 Steve Walsh, 1990-93
(336-620; 3,879 yds.; 25 TD, 22 INT)

INDIVIDUAL RECORDS

Season (minimum 100 attempts)
110.6 Drew Brees, 2011 (468-657; 5,476 yds.; 46 TD, 14 INT)
109.6 Drew Brees, 2009 (363-514; 4,388 yds.; 34 TD, 11 INT)
96.3 Drew Brees, 2012 (422-670; 5,177 yds.; 43 TD, 19 INT)

Game (minimum 10 attempts)
158.3 Mike Buck, at Pittsburgh, 10/17/93 (10-11, 164 yds., 2 TD, 0 INT)
158.3 Drew Brees, vs. New England, 11/30/09 (18-23, 371 yds., 5 TD, 0 INT)
157.5 Drew Brees, vs. Green Bay, 11/24/08 (20-26, 323 yds., 4 TD, 0 INT)
156.8 Drew Brees, vs. N.Y. Giants, 10/18/09 (23-30, 369 yds., 4 TD, 0 INT)
155.8 Jim Everett, at Denver, 12/24/94 (23-27, 343 yds., 3 TD, 0 INT)

PASSES INTERCEPTED
Career
156 Archie Manning, 1971-75,77-82
112 Drew Brees, 2006-
84 Aaron Brooks, 2000-05
75 Bobby Hebert, 1985-89,91-92
62 Billy Kilmer, 1967-70

Season
22 Aaron Brooks, 2001
Drew Brees, 2010
21 Archie Manning, 1972
Aaron Brooks, 2004
20 Archie Manning, 1975
Archie Manning, 1979
Archie Manning, 1980

Game
5 Archie Manning vs. Atlanta, 9/16/73
Archie Manning vs. L.A. Rams, 10/7/79
Drew Brees at Atlanta, 11/29/12
Opponent
5 Randy Wright vs. Green Bay, 9/14/86
Scott Campbell at Atlanta, 11/1/87

MOST TIMES SACKED
Career
337 Archie Manning, 1971-75,77-82
209 Aaron Brooks, 2000-05
142 Drew Brees, 2006-
119 Bobby Hebert, 1985-89,91-92
98 Dave Wilson, 1981,83-88

Season
50 Aaron Brooks, 2001
49 Archie Manning, 1975
43 Archie Manning, 1972
41 Archie Manning, 1980
Aaron Brooks, 2004

Game
9 Dave Wilson, at San Francisco, 11/13/83
Dave Wilson, at L.A. Rams, 11/3/85
Wade Wilson, at Cleveland, 12/5/93
Opponent
8 Steve Beuerlein, at Carolina, 11/12/00
Chris Weinke, vs. Carolina, 12/2/01

Punting

MOST PUNTS
Career
515 Tommy Barnhardt, 1987,89-94,99 (42.5 avg.)
447 Tom Blanchard, 1974-78 (41.3 avg.)
363 Brian Hansen, 1984-88 (42.0 avg.)
279 Russell Erxleben, 1979-83 (41.2 avg.)
236 Julian Fagan, 1970-72 (41.6 avg.)

Season
101 Tom Blanchard, 1976 (39.3 avg.)
92 Tom Blanchard, 1975 (41.0 avg.)
89 Russell Erxleben, 1980 (39.2 avg.)
88 Tom Blanchard, 1974 (42.1 avg.)
Mark Royals, 1997 (45.9 avg.)
Mark Royals, 1998 (45.6 avg.)

Game
12 Tom Blanchard, vs. Minnesota, 11/16/75 (42.9 avg.)
Steve O'Neal, at San Francisco, 10/21/73 (41.6 avg.)
Russell Erxleben, vs. Washington, 12/26/82 (44.7 avg.)
Tommy Barnhardt, at Baltimore, 12/19/99 (37.2 avg.)
Opponent
12 Todd Sauerbrun, at Chicago, 10/5/97 (43.7 avg.)
11 Shawn McCarthy, at New England, 11/8/92 (42.1 avg.)

HIGHEST PUNTING AVERAGE
Career (minimum 50 attempts)
47.1 Thomas Morstead, 2009- (235 punts)
45.8 Mark Royals, 1997-98 (176 punts)
43.7 Mitch Berger, 2003-2005 (227 punts)

Season (minimum 40 attempts)
50.1 Thomas Morstead, 2012 (74 punts)
48.3 Thomas Morstead, 2011 (46 punts)
45.9 Thomas Morstead, 2010 (57 punts)
45.9 Mark Royals, 1997 (88 punts)
45.6 Mark Royals, 1998 (88 punts)

LONGEST PUNT
81 Tom McNeill vs. Dallas, 9/28/69
Opponent
87 Dave Finzer at Chicago, 10/7/84

Punt Returns

MOST RETURNS
Career
142 Michael Lewis, 2001-06 (10.4 avg.)
116 Tyrone Hughes, 1993-96 (9.1 avg.)
104 Jeff Groth, 1981-84 (8.5 avg.)
92 Reggie Bush, 2006-10 (7.8 avg.)
75 Rich Mauti, 1977-80,82-83 (8.1 avg.)

Season
47 Eric Guliford, 1997 (10.6 avg.)
44 Michael Lewis, 2002 (14.2 avg.)
39 Jeff Groth, 1983 (7.1 avg.)
37 Howard Stevens, 1974 (10.2 avg.)
Rich Mauti, 1977 (7.4 avg.)
Jeff Groth, 1981 (11.8 avg.)
Vince Buck, 1990 (8.2 avg.)
Tyrone Hughes, 1993 (13.6 avg.)

Game
7 Eric Guliford, at Oakland, 11/9/97 (90 yds.)
Michael Lewis, at Carolina, 11/10/02 (98 yds.)
6 Pete Athas, vs. Houston, 10/3/76 (161 yds.)
Rod Harris, at Detroit, 12/3/89 (38 yds.)
Bobby Morse, vs. Indianapolis, 12/24/89 (28 yds.)
Vince Buck, vs. Minnesota, 9/22/91 (37 yds.)
Tyrone Hughes, at Carolina, 10/22/95 (36 yds.)
Eric Guliford, at Chicago, 10/5/97 (77 yds.)
Chad Morton, vs. Detroit, 9/3/00 (36 yds.)
Opponent
10 Mike Nelms, vs. Washington, 12/26/82 (106 yds.)

MOST YARDS
Career
1,482 Michael Lewis, 2001-06 (142 ret.)
1,060 Tyrone Hughes, 1993-96 (116 ret.)
887 Jeff Groth, 1981-84 (104 ret.)
720 Reggie Bush, 2006-10 (92 ret.)
657 Mel Gray, 1986-88 (49 ret.)

Season
625 Michael Lewis, 2002 (44 ret.)
503 Tyrone Hughes, 1993 (37 ret.)
498 Eric Guliford, 1997 (47 ret.)
436 Jeff Groth, 1981 (37 ret.)
382 Michael Lewis, 2004 (34 ret.)

Game
176 Reggie Bush, vs. Minnesota, 10/6/08 (5 ret.)
161 Pete Athas, vs. Houston, 10/3/76 (6 ret.)
139 Michael Lewis, vs. Carolina, 12/29/02 (5 ret.)
130 Mel Gray, vs. Tampa Bay, 12/6/87 (2 ret.)
128 Tyrone Hughes, at Rams, 10/3/93 (4 ret.)
Opponent
143 Chuck Latourette, vs. St. Louis, 9/29/68 (3 ret.)

HIGHEST RETURN AVERAGE
Career (minimum 20 returns)
13.4 Mel Gray, 1986-88 (49 ret.)
13.3 Andre Hastings, 1997-99 (23 ret.)
10.5 Eric Guliford, 1997-98 (57 ret.)
10.4 Michael Lewis, 2001-06 (142 ret.)
10.1 Howard Stevens, 1973-74- (54 ret.)

Season (minimum 10 returns)
14.7 Mel Gray, 1987 (24 ret.)
14.2 Michael Lewis, 2002 (44 ret.)
14.0 Andre Hastings, 1998 (22 ret.)
13.6 Tyrone Hughes, 1993 (37 ret.)
13.5 Reggie Bush, 2008 (20 ret.)

LONGEST RETURNS
83t Tyrone Hughes, at Philadelphia 12/26/93
83t Michael Lewis, at Washington, 10/13/02
80 Mel Gray, vs. Tampa Bay 12/6/87
Opponent
103t Robert Bailey, vs. L.A. Rams, 10/23/94

PUNTS RETURNED FOR TOUCHDOWNS (11)
83 Michael Lewis, at Washington, 10/13/02
83 Tyrone Hughes, at Philadelphia, 12/26/93
74 Tyrone Hughes, at L.A. Rams, 10/3/93
72 Darren Sproles, at Green Bay, 9/8/11
71 Reggie Bush, vs. Minnesota, 10/6/08
66 Mel Gray, vs. Denver, 11/20/88
65 Reggie Bush, vs. Tampa Bay, 10/8/06
64 Reggie Bush, vs. Minnesota, 10/6/08
56 Derrick Shepard, vs. Dallas, 9/10/89
55 Reggie Bush, at Washington, 9/14/08
53 Charlie Brown, vs. Pittsburgh, 12/15/68
Opponent (25) - Longest:
103 Robert Bailey, vs. L.A. Rams, 10/23/94
95 Desmond Howard, vs. Detroit, 9/3/00
88 Mike Fuller, vs. San Diego, 10/9/77
86 Chuck Latourette, vs. St. Louis, 9/29/68
84 Ron Smith, at San Diego, 11/18/73
Winslow Oliver, vs. Carolina, 9/8/96

KickoffReturns

MOST RETURNS
Career
243 Michael Lewis, 2001-06 (24.3 avg.)
229 Tyrone Hughes, 1993-96 (25.0 avg.)
124 Rich Mauti, 1977-80, 1982-83 (22.9 avg.)
106 Fred McAfee, 1991-93, 2000-06 (21.0 avg.)
94 Courtney Roby, 2008- (25.6 avg.)

Season
70 Michael Lewis, 2002 (25.8 avg.)
Tyrone Hughes, 1996 (25.6 avg.)
66 Tyrone Hughes, 1995 (24.5 avg.)
63 Tyrone Hughes, 1994 (24.7 avg.)
53 Dino Philyaw, 1999 (22.0 avg.)

Game
8 Tyrone Hughes, vs. San Diego, 10/16/94 (196 yds.)
Tyrone Hughes, at Minnesota, 11/19/95 (156 yds.)
Michael Lewis, at Detroit, 9/29/02 (158 yds.)
Aaron Stecker, vs. Carolina, 12/5/04 (214 yds.)
Pierre Thomas, vs. St. Louis, 11/11/07 (233 yds.)
Opponent
8 Troy Walters, vs. Minnesota, 10/7/01 (178 yds.)

MOST YARDS
Career
5,903 Michael Lewis, 2001-06 (243 ret.)
5,717 Tyrone Hughes, 1993-96 (229 ret.)
2,836 Rich Mauti, 1977-80,82-83 (124 ret.)
2,411 Courtney Roby, 2008- (94 ret.)
2,233 Fred McAfee, 1991-93, 2000-06 (106 ret.)

Season
1,807 Michael Lewis, 2002 (70 ret.)
1,791 Tyrone Hughes, 1996 (70 ret.)
1,617 Tyrone Hughes, 1995 (66 ret.)
1,556 Tyrone Hughes, 1994 (63 ret.)
1,215 Michael Lewis, 2004 (53 ret.)

Game
304 Tyrone Hughes, vs. L.A. Rams 10/23/94 (7 ret.)
233 Pierre Thomas, vs. St. Louis, 11/11/07 (8 ret.)
215 Dino Philyaw, vs. St. Louis 12/12/99 (7 ret.)
214 Aaron Stecker, vs. Carolina, 12/5/04 (8 ret.)
205 Tyrone Hughes, at Cincinnati 9/15/96 (7 ret.)
Opponent
230 Domenik Hixon, vs. N.Y. Giants 10/18/09 (7 ret.)
227 David Wilson, at N.Y. Giants 12/9/12 (4 ret.)
203 Jason Tucker, vs. Dallas 12/24/99 (6 ret.)

HIGHEST RETURN AVERAGE
Career (minimum 25 returns)
27.1 Darren Sproles, 2011- (58 ret.)
26.5 Travaris Cadet, 2012- (26 ret.)
26.3 Walt Roberts, 1967 (28 ret.)
26.1 John Gilliam, 1967-68,77 (31 ret.)
25.6 Courtney Roby, 2008- (94 ret.)

Season (minimum 10 returns)
30.1 John Gilliam, 1967 (16 ret.)
27.9 Don Shy, 1969 (16 ret.)
27.9 Mel Gray, 1986 (31 ret.)
27.8 Bobby Morse, 1989 (10 ret.)
27.6 Rod McNeill, 1975 (10 ret.)

KICKOFFS RETURNED FOR TOUCHDOWNS (15)
102 Eric Guliford, at St. Louis, 8/31/97
101 Mel Gray, at San Francisco, 9/21/86
100 Aaron Craver, at Minnesota, 11/8/98
99 Bobby Morse, at Detroit, 12/3/89
Tyrone Hughes, at Minnesota, 11/28/93
98 Tyrone Hughes, vs. L.A. Rams, 10/23/94
98 Aaron Stecker, at Tampa Bay, 12/19/04
97 Michael Lewis, vs. Minnesota, 12/15/02
Courtney Roby, at St. Louis, 11/15/09
96 Michael Lewis, vs. Atlanta, 12/26/04
94 John Gilliam, vs. L.A. Rams, 9/17/67
92 Clarence Chapman, at San Francisco, 11/27/77
92 Tyrone Hughes, vs. L.A. Rams, 10/23/94
91 Walt Roberts, vs. Philadelphia, 11/5/67
90 Michael Lewis, at Washington, 10/13/02
Opponent (14) - 5 Longest
108 Randall Cobb, at Green Bay, 9/8/11
105 Travis Williams, at L.A. Rams, 12/5/71
100 Rod Smart, at Carolina, 10/5/03
Maurice Jones-Drew, vs. Jacksonville, 11/4/07
98 Dexter Carter, at San Francisco, 12/1/91

INDIVIDUAL RECORDS

Combined Kickoff/Punt Returns

MOST RETURNS

Career

385 Michael Lewis, 2001-06
345 Tyrone Hughes, 1993-96
199 Rich Mauti, 1977-80,82-83
142 Mel Gray, 1986-88
118 Eric Guliford, 1997-98

Season

114 Michael Lewis, 2002
100 Tyrone Hughes, 1996
94 Tyrone Hughes, 1995
90 Eric Guliford, 1997
85 Michael Lewis, 2004

Game

11 Tyrone Hughes, at Carolina, 10/22/95
Tyrone Hughes, vs. Arizona, 9/22/96
Michael Lewis, at Carolina, 11/10/02
10 Tyrone Hughes, vs. L.A. Rams, 10/23/94
Chad Morton, vs. Detroit, 9/3/00
Chad Morton, at San Diego, 9/10/00
Michael Lewis, at Carolina, 10/14/01
Michael Lewis, at Detroit, 9/29/02
Az-Zahir Hakim, at St. Louis, 10/23/05

MOST YARDS

Career

7,385 Michael Lewis, 2001-06
6,777 Tyrone Hughes, 1993-96
3,446 Rich Mauti, 1977-80, 82-83
2,829 Mel Gray, 1986-88
2,411 Courtney Roby, 2008-

Season

2,432 Michael Lewis, 2002 - **NFL RECORD**
1,943 Tyrone Hughes, 1996
1,879 Tyrone Hughes, 1995
1,699 Tyrone Hughes, 1994
1,626 Eric Guliford, 1997

Game

347 Tyrone Hughes, vs. L.A. Rams, 10/23/94
286 Michael Lewis, at Washington, 10/13/02
233 Pierre Thomas, vs. St. Louis, 11/11/07
232 Eric Guliford, at St. Louis, 8/31/97
231 Chad Morton, at San Diego, 9/10/00

Opponent

233 Chuck Latourette, vs. St. Louis, 9/29/68
225 Brian Mitchell, vs. Washington, 9/11/94

MOST RETURNS FOR TOUCHDOWNS

Career

5 Tyrone Hughes, 1993-95
4 Michael Lewis, 2001-06
Reggie Bush, 2006-10

Season

3 Tyrone Hughes, 1993
Michael Lewis, 2002
Reggie Bush, 2008

Game

2 Tyrone Hughes, vs. L.A. Rams, 10/23/94
Michael Lewis, at Washington, 10/13/02
Reggie Bush, vs. Minnesota, 10/6/08

Opponent

1 40 times

Combined Yardage

MOST COMBINED YARDAGE
(RUSH, RECEIVE, PUNT, KICKOFF)

Season

2,696 Darren Sproles, 2011 (603, 710, 294, 1,383)
NFL RECORD
2,647 Michael Lewis, 2002 (15, 200, 625, 1807)

Interceptions

MOST INTERCEPTIONS

Career

37 Dave Waymer, 1980-89 (395 yds.)
36 Tommy Myers, 1972-81 (621 yds.)
28 Sammy Knight, 1997-2002 (464 yds.)
21 Gene Atkins, 1987-93 (324 yds.)
19 Dave Whitsell, 1967-69 (242 yds.)

Season

10 Dave Whitsell, 1967 (178 yds.)
9 Dave Waymer, 1986 (48 yds.)
Darren Sharper, 2009 (376 yds.)
7 Tommy Myers, 1979 (127 yds.)

Game

3 Tommy Myers vs. Minnesota, 9/3/78 (151 yds.)
Dave Waymer vs. Philadelphia, 10/6/85 (28 yds.)
Reggie Sutton at Chicago, 10/18/87 (42 yds.)
Gene Atkins at Phoenix, 12/22/91 (198 yds.)
Sammy Knight at Buffalo, 9/9/01 (40 yds.)

Opponent

3 Pat Thomas vs. L.A. Rams, 10/7/79 (5 yds.)
Leonard Coleman at Indianapolis, 10/12/86 (31 yds.)
Rod Woodson at San Francisco, 9/14/97 (81 yds.)
Ronde Barber at Tampa Bay, 12/23/01 (56 yds.)
Keith Bulluck, vs. Tennessee, 9/24/07 (51 yds.)

MOST YARDS RETURNED

Career

621 Tommy Myers, 1972-81 (36 ret.)
464 Sammy Knight, 1997-2002 (28 ret.)
395 Dave Waymer, 1980-89 (37 ret.)
376 Darren Sharper, 2009-10 (9 ret.)
324 Gene Atkins, 1987-93 (21 ret.)

Season

376 Darren Sharper, 2009 (9 ret.) **NFL Record**
198 Gene Atkins, 1991 (5 ret.)
178 Dave Whitsell, 1967 (10 ret.)
171 Sammy Knight, 1998 (6 ret.)
167 Tommy Myers, 1978 (6 ret.)

Game

151 Tommy Myers, vs. Minnesota, 9/3/78 (3 ret.)
105 Malcolm Jenkins, vs. St. Louis, 12/12/10 (2 ret.)
99 Gene Atkins, at Phoenix, 12/22/91 (3 ret.)
Darren Sharper, vs. N.Y. Jets, 10/4/09 (1 ret.)
Patrick Robinson, vs. Philadelphia, 11/5/12 (1 ret.)

Opponent

95 Nick Barnett, at Green Bay, 10/9/05 (1 ret.)
Chevis Jackson, at Atlanta, 11/9/08 (1 ret.)

MOST RETURNS FOR TOUCHDOWNS

Career

4 Sammy Knight, 1997-2002
3 Jim Merlo, 1973-79
Brett Maxie, 1985-93
Darren Sharper, 2009-10
2 Dave Whitsell, 1967-69
Tommy Myers, 1972-81
Johnnie Poe, 1981-87
Dennis Winston, 1982-85
Toi Cook, 1987-93
Mike McKenzie, 2004-09
Jabari Greer, 2009-
Malcolm Jenkins, 2009-

Season

3 Darren Sharper, 2009
2 Dave Whitsell, 1967
Jim Merlo, 1976
Dennis Winston, 1984
Sammy Knight, 1998
Sammy Knight, 2000
Mike McKenzie, 2007

Game

1 58 times (**last Jonathan Vilma vs. Carolina, 12/30/12**)

Opponent

2 Eric Allen, at Philadelphia 12/26/93
David Bowens, vs. Cleveland 10/24/10

LONGEST RETURNS

99t Darren Sharper, vs. N.Y. Jets, 10/4/09
Patrick Robinson, vs. Philadelphia, 11/5/12
97t Tommy Myers, vs. Minnesota, 9/3/78
Darren Sharper, at Philadelphia, 9/20/09
96t Malcolm Jenkins, vs. St. Louis, 12/12/10

Opponent

95t Nick Barnett, at Green Bay, 10/9/05
Chevis Jackson, at Atlanta, 11/9/08

Quarterback Sacks (since 1982)

MOST SACKS

Career

115 Rickey Jackson, 1981-93
82.5 Wayne Martin, 1989-99
76.5 Pat Swilling, 1986-92
67.5 Will Smith, 2004-
52.5 Frank Warren 1981-89,91-94

Season

17 La'Roi Glover, 2000
17 Pat Swilling, 1991
16.5 Pat Swilling, 1989
15.5 Wayne Martin, 1992
13.5 Rickey Jackson, 1992
Charlie Clemons, 2001

Game

4 Rickey Jackson, at Atlanta, 12/14/86
Rickey Jackson, at Detroit, 9/18/88
Pat Swilling, vs. Tampa Bay, 11/11/90
Wayne Martin, vs. Atlanta, 12/3/92
Wayne Martin, vs. Detroit, 9/21/97
3.5 Jim Wilks, at Philadelphia, 12/11/83
Pat Swilling, at Atlanta, 11/19/89

Opponent

6 Fred Dean, at San Francisco 11/13/83

Fumbles

MOST OPPONENT FUMBLES RECOVERED

Career

26 Rickey Jackson, 1981-93
17 Sam Mills, 1986-94
14 Dave Waymer, 1980-89
13 Gene Atkins, 1987-93
13 Wayne Martin, 1989-99

Season

7 Rickey Jackson, 1990
5 Joe Federspiel, 1975
Maurice Spencer, 1976
Jack Del Rio, 1985
James Geathers, 1989
Sammy Knight, 2001

Game

3 Maurice Spencer, vs. Atlanta, 10/10/76

LONGEST FUMBLE RETURN

90t Keith Mitchell, at Carolina, 11/12/00
86t Tyrone Hughes, vs. San Francisco, 11/28/94
85t Ernie Jackson, vs. Atlanta, 10/15/72
76t Sam Mills, at N.Y. Jets, 12/26/92

Opponent

98t Toby Wright, vs. L.A. Rams, 10/23/94
96t C.L. Whittington, vs. Houston, 10/3/76

MOST OWN FUMBLES RECOVERED

Game

3 Marcus Dowdell at Phoenix, 10/18/92
Kyle Turley vs. St. Louis, 12/24/00

MOST FUMBLES RETURNED FOR TOUCHDOWNS

Career

2 Robert "Pig" Goff, 1990-95
Tyrone Hughes, 1993-95
Sam Mills, 1986-94
Tommy Myers, 1972-81
Frank Warren, 1981-89,91-93
Keith Mitchell, 1997-2001

Season

2 Robert "Pig" Goff, 1992
Tyrone Hughes, 1994

MOST TIMES FUMBLED

Career

62 Archie Manning, 1971-75,77-82
59 Aaron Brooks, 2000-05
48 Drew Brees, 2006-
30 Dalton Hilliard, 1986-93
27 George Rogers, 1981-84
Bobby Hebert, 1985-89,91-92

Season

14 Aaron Brooks, 2002 (11 lost)
13 Aaron Brooks, 2001 (3 lost)
Aaron Brooks, 2004 (2 lost)
11 George Rogers, 1981 (6 lost)

Game

4 Aaron Brooks, vs. Tampa Bay, 12/7/03 (3 lost)
3 Billy Kilmer, at St. Louis 12/3/67
Billy Kilmer, vs. Cleveland 10/12/69
Howard Stevens, at Dallas 9/24/73
Hokie Gajan, vs. Tampa Bay 9/22/85 (2 lost)
Rueben Mayes, vs. S.F. 10/25/87 (2 lost)
Rueben Mayes, at Pittsburgh 11/29/87 (2 lost)
Heath Shuler, vs. Atlanta 10/12/97 (1 lost)
Ricky Williams, vs. S.F. 1/6/02 (2 lost)
Aaron Brooks, at Cincinnati, 12/22/02 (3 lost)
Aaron Brooks, vs. San Francisco, 9/19/04 (2 lost)
Drew Brees, at Green Bay, 9/17/06 (2 lost)

TEAM RECORDS

* - Records as a result of the strike-shortened-season in 1982 (nine games)

Scoring

MOST POINTS

Season
547 2011
510 2009
463 2008

Opponent
487 1980

Game
62 Saints 62 vs. Indianapolis 7, 10/23/11

Opponent
62 Atlanta 62 at Saints 7, 9/16/73

Half
42 at Tampa Bay, 10/14/79 (Second half)

Opponent
38 Atlanta, 9/16/73 (Second half)

Quarter
28 at Seattle, 11/21/76 (3rd); vs. Oakland, 12/3/79 (2nd)
25 at St. Louis, 10/28/01 (3rd)

Opponent
28 at Philadelphia, 11/19/67 (2nd); at Chicago, 10/10/71 (2nd); vs. L.A. Rams, 10/7/79 (2nd).

FEWEST POINTS

Season
129 1982*
163 1973

Opponent
160 1982*
202 1992

Game
0 14 times (last vs. San Francisco, 1/6/02)

Opponent
0 13 times (last vs. Tampa Bay, 12/16/12)

MOST TOUCHDOWNS

Season
66 2011
64 2009
58 2012

Opponent
60 1980

Game
8 vs. Indianapolis, 10/23/11
7 at St. Louis, 11/2/69; vs. N.Y. Giants, 10/18/09; vs. N.Y. Giants, 11/28/11

Opponent
8 vs. Atlanta, 9/16/73

FEWEST TOUCHDOWNS

Season
16 1973, 1982*
17 1970

Opponent
19 1982*
23 1991

MOST GAMES WITHOUT YIELDING A TOUCHDOWN

5 1991 (Two shutouts)

MOST TOUCHDOWNS RUSHING

Season
28 1979
21 2009
20 1987, 2008

Opponent
28 1980

Game
5 at Tampa Bay, 10/14/79

Opponent
5 at St. Louis, 10/23/77 at N.Y. Giants, 9/24/95.

FEWEST TOUCHDOWNS RUSHING

Season
4 1970, 1985
5 1972, 1973

Opponent
6 1987, 1991

MOST TOUCHDOWNS PASSING

Season
46 2011
43 2012

Opponent
34 1999

Game
6 at St. Louis, 11/2/69; vs. Detroit, 9/13/09

Opponent
6 at St. Louis, 11/2/69

FEWEST TOUCHDOWNS PASSING

Season
8 1975, 1976, 1981, 1982*

Opponent
11 1982*
12 1991
13 1992, 2010

MOST FIELD GOALS

Season
33 1987 (42 attempts)
31 1985 (35 attempts)
31 2002 (35 attempts)

Opponent
34 2008 (39 attempts)

Game
5 at Green Bay (Milw.), 11/28/71 (6 att.); vs. L.A. Rams, 12/1/85 (5 attt.); vs. San Francisco, 10/25/87 (7 att.); vs. Atlanta, 12/3/92 (5 att.); at Atlanta, 12/11/94 (5 att.); vs. Minnesota, 10/7/01 (5 att.); at St. Louis, 10/28/01 (5 att.); at St. Louis, 9/26/04 (6 att.)

Opponent
6 at N.Y. Jets, 12/3/72 (7 att.); vs. San Francisco, 10/16/83 (6 att.); vs. Atlanta, 11/13/94 (6 att.); vs. Carolina, 12/5/04 (6 att.); vs. Kansas City, 9/23/12 (6 att.)

MOST DEFENSIVE TOUCHDOWNS

Season
9 1998
8 2009
6 1992

Opponent
9 1993

MOST POINTS AFTER TOUCHDOWN

Season
63 2011 (63 att.)
60 2009 (63 att.)
57 2012 (57 att.)

Opponent
56 1980 (60 att.)

Game
8 vs. Indianapolis, 10/23/11 (8 att.)
7 vs. N.Y. Giants, 11/28/11 (7 att.)

Opponent
8 vs. Atlanta 9/16/73 (8 att.)

FEWEST POINTS AFTER TOUCHDOWN

Season
15 1982* (16 att.)
16 1970 (17 att.), 1973 (16 att.)

Opponent
19 1982* (19 att.)
22 1991 (23 att.), 1992 (24 att.)

MOST TWO-POINT CONVERSIONS

Season
4 2002 (11 att.), 2007 (5 att.)
3 1999 (6 att.)
2 1994 (6 att.), 1995 (9 att.), 1996 (6 att.), 2006 (2 att.), 2011 (3 att.)

Opponent
4 2002 (5 att.)
3 1994 (4 att.), 1995 (5 att.), 2008 (4 att.)

Game
2 vs. St. Louis, 11/11/07; vs. Houston, 9/25/11

Opponent
2 vs. Carolina, 11/26/95

GREATEST MARGIN OF VICTORY

55 Indianapolis 7 at Saints 62, 10/23/11

GREATEST MARGIN OF DEFEAT

55 Atlanta 62 at Saints 7, 9/16/73

MOST CONSECUTIVE GAMES SCORING

216 12/11/83 through 10/12/97 (streak ended vs. Carolina 10/19/97)

LONGEST WINNING STREAK

13 9/13-12/13/09
9 11/1-12/27/87; 12/23/90-10/20/91

LONGEST LOSING STREAK

14 9/7-12/7/80

FirstDowns

MOST FIRST DOWNS

Season

416 2011
354 2008
352 2012

Opponent

380 2012

Game

36 vs. Indianapolis, 10/23/11
at Minnesota, 12/18/11
33 vs. Carolina, 1/1/12
at Dallas, 12/23/12

Opponent

35 vs. Atlanta, 9/2/79

FEWEST FIRST DOWNS

Season

173 1982*
183 1970

Opponent

151 1982*
214 1991

Game

2 at San Francisco, 10/21/73
3 vs. St. Louis, 10/5/80

Opponent

6 vs. L.A. Rams, 9/15/91; vs. Minnesota, 9/22/91; vs. L.A. Raiders, 12/16/91; at New England, 11/8/92; at New York Giants, 12/24/06

MOST FIRST DOWNS RUSHING

Season

160 1979
135 1983

Opponent

178 1980

Game

19 at Seattle 11/21/76

Opponent

23 vs. St. Louis 10/4/80

FEWEST FIRST DOWNS RUSHING

Season

55 1970
67 1967, 1998

Opponent

58 1982*
63 1991

Game

0 at Philadelphia, 10/26/69; vs. St. Louis, 10/5/80; vs. San Francisco, 9/3/95; at Baltimore Ravens, 12/19/99; at Jacksonville, 12/21/03; vs. Baltimore Ravens, 10/29/06

Opponent

0 vs. New England, 11/30/86; at Detroit, 9/18/88; vs. Carolina, 10/15/00

MOST FIRST DOWNS PASSING

Season

280 2011 **NFL RECORD**
267 2012
236 2010

Opponent

208 1994, 1998

Game

25 vs. Cincinnati, 11/19/06
vs. Jacksonville, 11/11/07
at Dallas, 12/23/12

Opponent

23 at Minnesota, 11/6/94

FEWEST FIRST DOWNS PASSING

Season

76 1982*
82 1975

Opponent

81 1982*
103 1977

Game

0 at San Francisco, 10/21/73

Opponent

0 at St. Louis, 10/11/87

MOST FIRST DOWNS BY PENALTY

Season

41 2005
32 1999, 2004
31 1969, 1971, 2002

Opponent

38 2011
34 1987

Game

7 at N.Y. Jets, 10/26/86; at Tampa Bay, 9/24/89; at Atlanta, 12/5/99

Opponent

6 vs. San Francisco, 10/25/87; at New England, 11/12/89; at St. Louis, 11/26/00; at Atlanta, 12/9/01

NetYards

MOST YARDS

Season

7,474 2011 (2,127 rush, 5,347 pass) **NFL RECORD**
6,574 2012 (1,577 rush, 4,977 pass)
6,571 2008 (1,594 rush, 4,977 pass)

Opponent

7,042 2012 (2,361 rush, 4,681 pass)

Game

617 vs. Carolina, 1/1/12 (208 rush, 409 pass)
595 vs. Cincinnati, 11/19/06 (91 rush, 504 pass)

Opponent

605 vs. Minnesota, 10/17/04 (188 rush, 417 pass)
552 vs. Atlanta, 9/2/79 (257 rush, 295 pass)

FEWEST YARDS

Season

2,655 1982* (1,257 rush, 1,398 pass)
3,187 1975 (1,642 rush, 1,545 pass)

Opponent

2,607 1982* (974 rush, 1,633 pass)
3,797 1974 (1,758 rush, 2,039 pass)

Game

60 vs. Minnesota, 11/16/75 (67 rush, -7 pass)
80 vs. St. Louis, 10/5/80 (15 rush, 65 pass)

Opponent

117 vs. L.A. Raiders, 12/16/91 (71 rush, 46 pass)
120 vs. L.A. Rams, 9/15/91 (77 rush, 43 pass)

HIGHEST AVERAGE PER OFFENSIVE PLAY

Season

6.7 2011 (1,117 plays-7,474 yds.)
6.3 2008 (1,047 plays-6,571 yds.)
2009 (1,032 plays-6,461 yds.)

Opponent

6.5 2012 (1,089 plays-7,042 yds.)

Game

9.6 vs. New England, 11/30/09 (480 yds.)
9.0 at New England, 12/3/95 (432 yds.)
8.4 vs. N.Y. Giants, 11/28/11 (577 yds.)

Opponent

8.9 vs. Minnesota, 10/17/04 (605 yds.)

LOWEST AVERAGE PER OFFENSIVE PLAY

Season

3.5 1975 (908 plays-3,189 yds.)
4.0 1973 (929 plays-3,744 yds.), 1974 (872 plays-3,501 yds.).

Opponent

4.3 1992 (949 plays-4,075 yds.), 1997 (1073 plays-4,645 yds.).

Rushing

MOST YARDS

Season

2,476 1979 (551 att.)
2,461 1983 (595 att.)

Opponent

3,106 1980 (630 att.)

Game

307 at L.A. Rams, 11/8/81 (52 att.)
299 at Kansas City, 9/26/76 (44 att.)

Opponent

340 vs. L.A. Rams, 11/25/73 (55 att.)

FEWEST YARDS

Season

1,192 1967 (334 att.)
1,215 1970 (371 att.)

Opponent

974 1982* (255 att.)
1,213 1991 (334 att.)

TEAMRECORDS

Game
7 vs. San Francisco, 10/1/72 (16 att.)
11 vs. N.Y. Giants, 12/20/93 (12 att.)
at Baltimore, 12/19/99 (16 att.)
Opponent
2 vs. New England, 11/30/86 (18 att.)

MOST ATTEMPTS
Season
595 1983 (2,461 yds.)
569 1987 (2,190 yds.)
Opponent
630 1980 (3,106 yds.)

Game
55 at Atlanta, 10/20/74 (232 yds.)
at San Francisco, 10/15/78 (175 yds.)
Opponent
62 vs. St. Louis, 10/5/80 (330 yds.)

FEWEST ATTEMPTS
Season
331 1982* (1257 yds.)
334 1967 (1193 yds.)
Opponent
255 1982* (974 yds.)
334 1991 (1213 yds.)

Game
9 vs. St. Louis, 10/5/80 (15 yds.)
vs. Denver, 12/3/00 (21 yds.).
Opponent
10 vs. Dallas 9/10/89 (20 yds.)
at St. Louis, 11/26/00 (28 yds.)

HIGHEST AVERAGE PER RUSH
Season
4.9 2011 (431 att.-2,127 yds.)
4.5 2009 (468 att.-2,106 yds.)
1979 (551 att.-2,476 yds.)
2002 (448 att.-2,000 yds.)
Opponent
5.2 2012 (457 att.-2,361 yds.)
5.0 2011 (351 att.-1,738 yds.)

Game
8.3 at Philadelphia, 11/23/03 (24 att.-199 yds.)
7.4 vs. Philadelphia, 10/1/95 (16 att.-119 yds.)
Opponent
8.3 at Pittsburgh, 11/12/06 (26 att.-217 yds.)
8.1 at Carolina, 11/30/97 (23 att.-186 yds.)

LOWEST AVERAGE PER RUSH
Season
3.3 1970 (371 att.-1,215 yds.)
3.4 1996 (386 att.-1,308 yds.)
Opponent
3.2 1986 (486 att.-1,559 yds.)

Game
0.4 vs. San Francisco, 10/1/72 (16 att.-7 yds.)
Opponent
0.1 vs. New England, 11/30/86 (18 att.-2 yds.)

Passing

MOST NET YARDS
Season
5,347 2011 **NFL RECORD**
4,997 2012
4,977 2008
Opponent
4,681 2012
4,157 2011

Game
504 vs. Cincinnati, 11/19/06
446 at Dallas, 12/23/12
Opponent
434 vs. Atlanta, 12/26/11

FEWEST NET YARDS
Season
1,398 1982*
1,545 1975
Opponent
1,633 1982*
1,893 1977

Game
-15 at San Francisco, 10/21/73
-7 vs. Minnesota, 11/16/75
Opponent
4 at St. Louis, 10/11/87

MOST ATTEMPTS
Season
671 2012 (423 comp.)
662 2011 (472 comp.)
Opponent
626 2011 (362 comp.)

Game
60 vs. Denver, 11/21/04 (34 comp.)
at Chicago, 12/30/07 (35 comp.)
58 at Atlanta, 11/9/08 (31 comp.)
Opponent
61 vs. Atlanta, 12/26/11 (40 comp.)

FEWEST ATTEMPTS
Season
248 1982* (137 comp.)
321 1977 (166 comp.)
Opponent
290 1977 (154 comp.)

Game
4 at San Francisco, 10/15/78 (2 comp.)
Opponent
10 at New England, 12/4/83 (3 comp.)
at St. Louis, 10/1/87 (3 comp.)

MOST COMPLETIONS
Season
472 2011 (662 att.) **NFL RECORD**
450 2010 (661 att.)
Opponent
370 2012 (602 att.)

Game
39 at Denver, 9/21/098 (48 att.)
37 vs. Cincinnati, 11/19/06 (52 att.)
vs. Cleveland, 10/24/10 (56 att.)
at Dallas, 12/23/12 (53 att.)
Opponent
40 vs. Atlanta, 12/26/11 (61 att.)

FEWEST COMPLETIONS
Season
137 1982* (248 att.)
163 1973 (338 att.)
Opponent
149 1982* (245 att.)
153 1968 (366 att.)

Game
2 at San Francisco, 10/15/78 (4 att.)
Opponent
3 at New England, 12/4/83 (10 att.)
at St. Louis, 10/11/87 (10 att.)

HIGHEST COMPLETION PERCENTAGE
Season
71.3 2011 (472 comp.-662 att.)
NFL RECORD
69.5 2009 (378 comp.-544 att.)
Opponent
63.1 1994 (353 comp.-559 att.)

Game
88.6 vs. Indianapolis, 10/23/11 (31 comp.-35 att.)
87.0 vs. Denver, 11/20/88 (20 comp.-23 att.)
Opponent
90.5 vs. Green Bay, 12/13/81 (19 comp.-21 att.)

LOWEST COMPLETION PERCENTAGE
Season
46.2 1975 (181 comp.-392 att.)
47.0 1971 (182 comp.-387 att.)
Opponent
41.8 1968 (153 comp.-366 att.)

Game
23.5 vs. L.A. Rams, 9/3/81 (4 comp.-17 att.)
26.9 at Chicago, 10/7/84 (7 comp.-26 att.)
Opponent
22.7 vs. Chicago, 10/27/91 (5 comp.-22 att.)

MOST PASSES INTERCEPTED
Season
33 1997
30 1999
Opponent
30 1987

Game
6 vs. Atlanta, 9/16/73
at San Francisco, 9/14/97
5 vs. L.A. Rams, 10/7/79
at Atlanta, 11/22/12
Opponent
7 vs. Green Bay, 9/14/86

FEWEST PASSES HAD INTERCEPTED
Season
8 2003
12 1987, 2009
13 2006
Opponent
8 1990

Interceptions

MOST INTERCEPTIONS
Season
30 1987
29 1991
Opponent
33 1997

Game
7 vs. Green Bay, 9/14/86
5 at Atlanta, 11/1/87
vs. N.Y. Giants, 11/22/87
at Philadelphia, 10/13/91
at Phoenix, 12/22/91
Opponent
6 vs. Atlanta, 9/16/73
vs. San Francisco, 9/14/97

FEWEST INTERCEPTIONS
Season
8 1990
9 1982*, 2010, 2011
Opponent
8 2003

MOST RETURN YARDAGE
Season
652 2009 (26 int.)
482 1991 (29 int.)
466 1998 (21 int.)
Opponent
483 1999 (30 int.)

Game
176 vs. Minnesota, 9/3/78 (4 int.)
126 vs. Minnesota, 10/13/68 (2 int.)
Opponent
136 at Minnesota, 12/4/88 (2 int.)

FEWEST RETURN YARDAGE
Season
73 1969 (12 int.)
80 2011 (9 int.)
Opponent
79 1982* (14 int.)
93 1996 (17 int.)

MOST RETURNS FOR TOUCHDOWNS
Season
5 1998, 2009
4 2000, 2012
Opponent
6 1993

Game
2 at Miami, 10/25/09
Opponent
3 vs. Tampa Bay, 12/11/77

Fumbles

MOST
Season
40 1981 (20 lost)
37 1983 (22 lost)
Opponent
43 1975 (23 lost)

Game
7 at L.A. Rams, 11/8/81 (2 lost); vs. New England, 11/30/86 (5 lost).
Opponent
7 vs. Cleveland, 12/12/71 (5 lost); at L.A. Rams, 12/16/79 (4 lost); at N.Y. Jets, 10/26/86 (2 lost); at Dallas, 11/25/10 (2 lost).

FEWEST
Season
6 2011 (5 lost) **NFL RECORD**
13 2012 (5 lost)
17 1982* (10 lost)
Opponent
16 2008 (7 lost)
18 2009 (13 lost)

MOST LOST
Season
22 1983 (37 fumbles)
22 1997 (34 fumbles)
Opponent
27 1976 (38 fumbles)

Game
5 vs. New England, 11/30/86 (7 fumbles)
Opponent
5 vs. Dallas, 11/3/68 (5 fumbles); vs. Cleveland, 12/12/71 (7 fumbles); at Atlanta, 11/25/79 (6 fumbles).

FEWEST LOST
Season
5 2011 (6 fumbles)
2012 (13 fumbles)
Opponent
7 2008 (16 fumbles)
2011 (20 fumbles)

MOST RETURNED FOR TOUCHDOWNS
Season
5 1998
3 1992, 2009
Opponent
4 1975

Game
2 at San Francisco, 10/19/75
Opponent
2 at St. Louis, 10/11/87
at Arizona, 10/10/10

Turnovers

MOST
Season
55 1997
47 1981, 1983
Opponent
49 1981, 1987

Game
8 vs. Atlanta, 9/16/73
vs. Detroit, 10/28/90
at San Francisco, 9/14/97
Opponent
8 at St. Louis, 10/28/01

FEWEST
Season
19 2011
23 2006
Opponent
16 2011
19 2006

QuarterbackSacks

MOST
Season
66 2000 (378 yds.) - Led NFL
59 1997 (408 yds.) - Led NFL
Opponent
58 1985 (461 yds.)

Game
9 vs. L.A. Rams, 12/1/85 (69 yds.)
at Atlanta, 12/9/01 (53 yds.)
8 vs. Chicago, 9/18/83 (73 yds.)
vs. Carolina, 10/15/00 (41 yds.)
at Carolina, 11/12/00 (37 yds.)
vs. Carolina, 12/2/01(60 yds.).
Opponent
10 vs. Atlanta, 10/12/97 (76 yds.)

FEWEST
Season
17 1970 (136 yds.)
21 1969 (199 yds.)
Opponent
13 2008 (92 yds.)
15 1992 (119 yds.)

MOST YARDS LOST
Season
437 1983 (56 sacks)
420 1984 (55 sacks)
Opponent
461 1985 (58 sacks)

Game
73 vs. Chicago, 9/18/83 (8 sacks)
Opponent
81 vs. San Diego, 10/9/77 (8 sacks)

Punting

MOST
Season
101 1976 (39.3 avg.)
92 1975 (41.0 avg.)
Opponent
92 1997 (39.9 avg.)

Game
12 vs. Minnesota, 11/16/75
11 at San Francisco, 10/21/73
vs. Washington, 12/26/82
at Baltimore, 12/19/99

TEAM RECORDS

Opponent
12 at Chicago, 10/5/97

FEWEST
Season
46 1982* (43.0 avg.)
47 2011 (47.3 avg.)
Opponent
50 1971 (41.2 avg.)

Game
0 vs. San Francisco, 10/26/02; vs. Atlanta, 1/2/83; at Detroit, 12/21/08.
1 21 times (last vs. Carolina, 1/1/12)
Opponent
0 at N.Y. Giants, 10/8/67
at San Francisco, 11/14/71
vs. Cleveland, 9/13/87
at Minnesota, 11/19/95
vs. St. Louis, 12/12/99
vs. Minnesota, 10/17/04

HIGHEST AVERAGE
Season
50.1 2012 (74 punts)
Opponent
45.7 2012 (63 punts)

LOWEST AVERAGE
Season
37.6 1968 (75 punts)
39.0 1989 (71 punts)
Opponent
37.5 1987 (73 punts)

PuntReturns

MOST RETURNS
Season
53 1989 (428 yds.)
51 2006 (372 yds.)
Opponent
64 1976 (742 yds.)

Game
7 at Carolina, 11/10/02 (8 yds.)
vs. New England, 11/30/86 (66 yds.)
at Detroit, 12/3/89 (48 yds.)
at Oakland, 11/9/97 (90 yds.)
Opponent
10 vs. Washington, 12/26/82 (106 yds.)

FEWEST RETURNS
Season
16 1971 (100 yds.)
1972 (43 yds.)
21 1982* (144 yds.)
Opponent
19 2011 (118 yds.)

MOST YARDS
Season
625 2002 (45 ret.)
517 1993 (38 ret.)
Opponent
906 1974 (59 ret.)

Game
176 vs. Minnesota, 10/6/08 (5 ret.)
161 vs. Houston, 10/3/76 (6 ret.)
Opponent
144 vs. L.A. Rams, 10/23/94 (4 ret.)

HIGHEST AVERAGE
Season
13.7 2002 (45 ret.)
13.6 1993 (38 ret.)
Opponent
15.4 1974 (59 ret.)

LOWEST AVERAGE
Season
2.7 1972 (16 ret.)
3.4 1967 (23 ret.)
Opponent
5.5 2002 (38 ret.)
5.8 1971 (43 ret.)

MOST RETURNS FOR TOUCHDOWNS
Season
3 2008
2 1993
Opponent
2 1974, 1977, 1983, 1994, 2000

Game
2 vs. Minnesota, 10/6/08
1 9 times, last vs. Green Bay, 9/8/11
Opponent
1 25 times, last vs. Tampa Bay, 12/27/09

KickoffReturns

MOST RETURNS
Season
88 1980 (22.4 avg.)
87 2001 (23.3 avg.)
Opponent
85 2002 (21.4 avg.)
76 1979 (20.0 avg.)
2008 (24.0 avg.)

Game
9 at Philadelphia, 11/19/67 (231 yds.)
vs. San Francisco, 10/1/72 (201 yds.)
vs. Carolina, 12/05/04 (237 yds.)
Opponent
9 vs. Green Bay, 11/24/08 (180 yds.)

FEWEST RETURNS
Season
26 1982* (22.2 avg.)
42 1992 (19.4 avg.)
2011 (26.5 avg.)
Opponent
20 1982* (19.4 avg.)
33 1973 (21.9 avg.)

MOST YARDS
Season
2,027 2001 (87 ret.)
1,973 1980 (88 ret.)
Opponent
1,827 2008 (76 ret.)
1,817 2002 (85 ret.)

Game
304 vs. L.A. Rams, 10/23/94 (7 ret.)
242 vs. Minnesota, 12/15/02 (6 ret.)
233 at San Francisco, 9/21/86 (5 ret.)
vs. St. Louis, 11/4/07 (8 ret.)
Opponent
287 at N.Y. Giants, 12/9/12 (6 ret.)
230 vs. N.Y. Giants, 10/18/09 (8 ret.)

HIGHEST AVERAGE
Season
26.5 2011 (42 ret.)
24.8 2002 (79 ret.)
Opponent
25.8 2011 (36 ret.)

LOWEST AVERAGE
Season
17.6 1991 (50 ret.)
18.9 1976 (62 ret.)
Opponent
16.2 1990 (36 ret.)

MOST RETURNS FOR TOUCHDOWNS
Season
2 1967, 1994, 2002, 2004
Opponent
2 1971, 1991, 2000, 2003

Game
2 vs. L.A. Rams, 10/23/94
Opponent
1 15 times, last at N.Y. Giants 12/9/12

CombinedKickoff/PuntReturns

MOST YARDS RETURNED
Season
2,581 2002 (625 punt, 1,956 KO)
NFL RECORD
2,315 2001 (288 punt, 2,027 KO)
2,267 2004 (388 punt, 1,879 KO)
Opponent
2,237 2000 (494 punt, 1,743 KO)

Game
354 vs. Minnestoa, 10/6/08 (178 punt, 176 kickoff)
347 vs. L.A. Rams, 10/23/94 (43 punt, 304 kickoff)
Opponent
341 vs. L.A. Rams, 10/23/94 (144 punt, 197 kickoff)

MOST RETURNED FOR TOUCHDOWNS
Season
3 1993 (2 punt, 1 kickoff)
2002 (1 punt, 2 kickoff)
2008 (3 punt)
Opponent
4 2000 (2 punt, 2 kickoff)

Game
2 vs. L.A. Rams, 10/23/94 (2 kickoff)
vs. Minnesota, 10/6/08 (2 punt)
Opponent
1 40 times (last at N.Y. Giants, 12/9/12) (1 kickoff)

Penalties

MOST
Season
135 2005 (1,130 yds.)
129 2004 (1,141 yds.)
124 2000 (1,024 yds.)
Opponent
132 1998 (1,164 yds.)

Game
17 at St. Louis, 11/26/00 (116 yds.)
16 at Atlanta, 11/17/02 (133 yds.)
Opponent
14 7 times, last vs. San Diego, 10/26/08 (134 yds.)

FEWEST
Season
58 1973 (516 yds.)
60 1992 (567 yds.)
Opponent
52 1982* (459 yds.)
69 1973 (751 yds.)

Game
0 vs. Seattle, 11/10/85
Opponent
0 at Washington, 9/21/75
at San Francisco, 12/11/8
at San Francisco, 12/23/90
vs. San Francisco, 1/6/02
vs. New England, 11/30/09

MOST PENALTY YARDS
Season
1,141 2004 (129 pen.)
1,130 2005 (135 pen.)
1,044 1978 (104 pen.)
Opponent
1,164 1998 (132 pen.)

Game
149 at Chicago, 10/8/00 (10 pen.)
142 at N.Y. Giants, 10/6/68 (12 pen.)
Opponent
171 at Philadelphia, 11/23/03 (14 pen.)

FEWEST PENALTY YARDS
Season
514 1982* (63 pen.)
516 1973 (58 pen.)
Opponent
459 1982* (52 pen.)
590 1993 (86 pen.)

Safeties

MOST
Season
3 1989
2 1987, 1988, 1998
Opponent
3 1983
2 1969, 1973, 1976

Game
2 vs. Cleveland. 9/13/87
1 21 times, last at San Francisco, 9/20/10
Opponent
1 26 times, last vs. Kansas City 9/23/12

3rdDownConversions

MOST
Season
118 2011 (208 att.)
106 2003 (229 att.)
2010 (217 att.)
Opponent
105 1979 (239 att.)

FEWEST
Season
48 1982* (128 att.)
54 1997 (207 att.)
Opponent
36 1982* (103 att.)
49 1991 (188 att.)



TWO-TEAM RECORDS

Scoring

MOST POINTS
93 New Orleans 51 at St. Louis 42, 11/2/69

FEWEST POINTS
6 L.A. Rams 0 at New Orleans 6, 11/9/86

MOST TOUCHDOWNS
13 New Orleans 7 at St. Louis 6, 11/2/69

FEWEST TOUCHDOWNS (Final Score)
0 Rams 0 at New Orleans 6, 11/9/86;
Pittsburgh 9 at New Orleans 6, 12/1/90;
New Orleans 9 vs. Tampa Bay 3, 10/25/98

FirstDowns

MOST FIRST DOWNS
60 N.Y. Giants 29 at New Orleans 31, 11/28/11

FEWEST FIRST DOWNS
20 Minnesota 8 at New Orleans 12, 9/12/70

NetYards

MOST YARDS GAINED
1,064 Atlanta 552 at New Orleans 512, 9/2/79

FEWEST YARDS GAINED
345 New Orleans 179 vs. Atlanta 166, 10/12/97

Rushing

MOST RUSHES
86 New Orleans 39 at Atlanta 47, 12/16/73

MOST YARDS
490 L.A. Rams 340 at New Orleans 150, 11/25/73

FEWEST YARDS
72 New Orleans 11 at Baltimore 61, 12/19/99

MOST TOUCHDOWNS
7 New Orleans 4 at Seattle 3, 11/21/76

Passing

MOST YARDS
852 New Orleans 446 at Dallas 406, 12/23/12
785 New Orleans 510 vs. Cincinnati 275, 11/19/06

FEWEST YARDS
77 San Francisco 44 at New Orleans 33, 11/13/77

MOST PASSES ATTEMPTED
100 Atlanta 61 at New Orleans 39, 12/26/11
96 N.Y. Giants 47 at New Orleans 39, 11/28/11;
New Orleans 53 at Dallas 43, 12/23/12

MOST PASSES COMPLETED
66 New Orlans 35 at Green Bay 31, 9/30/12
65 New Orleans 35 at Washington 30, 12/6/09

MOST TOUCHDOWNS
12 New Orleans 6 at St. Louis 6, 11/2/69

MOST PASSES INTERCEPTED
9 Green Bay 7 at New Orleans 2, 9/14/86

Punts

MOST
21 New Orleans 9 at Chicago 12, 10/5/97

FEWEST
1 New Orleans 0 at San Francisco 1, 10/20/02
2 New Orleans 1 at Washington 1, 11/18/90
New Orleans 1 at Atlanta, 12/13/09

Penalties

MOST
31 New Orleans 17 at St. Louis 14, 11/26/00

FEWEST
2 New Orleans 2 at San Francisco 0, 12/11/88;
Atlanta 1 at New Orleans 1, 12/3/92

MOST YARDS PENALIZED
272 New Orleans 101 at Philadelphia 171, 11/23/03
248 New Orleans 116 at St. Louis 132, 11/26/00

FEWEST YARDS PENALIZED
11 New Orleans 11 at San Francisco 0, 12/11/88

Fumbles

MOST
10 Cleveland 7 at New Orleans 3, 12/12/71;
New Orleans 5 at Carolina 5, 10/14/01;
New Orleans 5 at St. Louis 5, 10/28/01

Turnovers

MOST
11 Dallas 7 at New Orleans 4, 11/3/68;
Chicago 5 at New Orleans 6, 9/18/83

QuarterbackSacks

MOST
15 Atlanta 10 at New Orleans 5, 10/12/97

Individual

GAMES PLAYED
147 Jim Dombrowski (10/25/87 — 11/3/96)
144 Wayne Martin (9/1/91 — 1/2/00)
Kevin Houser (9/3/00 — 12/28/08)
143 Eric Martin (9/8/85 — 1/2/93)
122 Morten Andersen (10/25/87 — 12/24/94)

GAMES STARTED
144 Wayne Martin (9/1/91 — 1/2/99)
112 Jahri Evans (9/10/06 — Present)
91 Rickey Jackson (9/6/81 — 9/20/87)

GAMES, SCORING POINTS
174 Morten Andersen (12/11/83 — 12/24/94)

GAMES, SCORING TOUCHDOWN
6 Dalton Hilliard (12/18/88 — 10/8/89)
Dalton Hilliard (10/18 — 11/29/92)
Pierre Thomas (11/16 — 12/21/08)
Jimmy Graham (12/18/11 — 9/23/12)

GAMES, SCORING FIELD GOAL
22 John Carney (10/6/02 — 11/16/03)
20 Morten Andersen (10/25/87 — 11/6/88)
19 Morten Andersen (11/24/85 — 12/7/86)
17 Morten Andersen (11/18/90 — 11/10/91)
16 Morten Andersen (9/20/92 — 9/12/93)

FIELD GOALS MADE
25 Morten Andersen (11/1/92 — 9/12/93)
20 Morten Andersen (11/24/85 — 10/5/86)

GAMES, RUSHING TOUCHDOWN
5 Dalton Hilliard (10/22 — 11/19/89)
Ricky Williams (9/24 — 10/29/00)

GAMES, RECEIVING TOUCHDOWN
6 Jimmy Graham (12/18/11 — 9/23/12)
5 Lance Moore (10/26 — 11/30/08)
Marques Colston (12/11/08 — 9/20/09)
Robert Meachem (11/8 — 12/6/09)

GAMES, RUSHING FOR 100 OR MORE YARDS
9 Deuce McAllister (9/28 — 11/30/03)
5 Ricky Williams (9/17 — 10/22/00)
4 Deuce McAllister (10/6 — 10/27/02)
3 George Rogers (10/11 — 10/25/81)
Wayne Wilson (9/25 — 10/9/93)
Dalton Hilliard (11/12 — 11/26/89)

GAMES, 100 YARDS OR MORE RECEIVING
4 Jimmy Graham (9/25 — 10/16/11)

GAMES, PASSING TOUCHDOWN
54 Drew Brees (10/18/09 — 11/25/12)
NFL RECORD

GAMES, 250+ PASSING YARDS
19 Drew Brees (9/8/11 — 9/16/12)
11 Drew Brees (9/20 — 12/5/10)

GAMES, 300+ PASSING YARDS
9 Drew Brees (11/13/11 — 9/16/12)
NFL RECORD
5 Drew Brees (10/29 — 11/26/06)
Drew Brees (11/29/12 — Present)

GAMES, NO INTERCEPTIONS
6 Aaron Brooks (11/23 — 12/28/03)
5 Drew Brees (11/13 — 12/18/11)

PASS COMPLETIONS
19 Drew Brees (12/27/09)
17 Drew Brees (12/16 — 12/23/07)

GAMES, PASS RECEPTION
105 Eric Martin (11/1/87 — 1/2/94)
82 Joe Horn (9/3/00 — 9/25/05)
79 Danny Abramowicz (9/17/67 — 12/16/73)

POINTS AFTER TOUCHDOWN
119 Morten Andersen (10/22/89 — 12/3/92)
103 Garrett Hartley (12/13/09 — Present)

Team

REGULAR SEASON VICTORIES
13 9/13 — 12/13/09
9 11/1 — 12/27/87
12/23/90 — 10/20/91
8 11/6/11 — 1/1/12
7 9/11 — 10/23/88

PRESEASON VICTORIES
5 8/12 — 9/9/67

REGULAR SEASON DEFEATS
14 9/7 — 12/7/80

PRESEASON DEFEATS
6 8/6 — 9/12/71

VICTORIES VS. ONE TEAM
7 vs. L.A. Rams; 12/9/90 — 10/3/93

DEFEATS VS. ONE TEAM
10 vs. Atlanta; 9/17/95 — 12/5/99

HOME VICTORIES
8 9/18/11 — 1/1/12
6 9/13 — 11/30/09
5 12/31/90 — 10/20/91
10/11 — 12/3/92

ROAD VICTORIES
10 10/18/87 — 10/6/88
8 12/21/08 — 12/13/09

HOME DEFEATS
10 12/3/79 — 12/21/80

ROAD DEFEATS
14 11/5/72 — 10/13/74
14 10/18/98 — 1/2/00

GAMES SCORING
216 12/11/83 — 10/12/97

GAMES WITH A SACK
60 12/24/94 — 11/22/98
(tied-4th-longest in NFL history)

BIGGAMES

100YardRushingGames (124)

Yds.	Att.	Player	Opponent	Date
206	24	George Rogers	vs. St. Louis	9/4/83
203	28	Rueben Mayes	vs. Miami	12/7/86
184	19	Deuce McAllister	at Philadelphia	11/23/03
179	40	Ricky Williams	vs. Cleveland	10/31/99
174	20	Ray Zellars	vs. Chicago	10/13/96
173	28	Deuce McAllister	vs. Atlanta	11/16/03
172	24	Rueben Mayes	vs. Tampa Bay	10/19/86
166	33	George Rogers	vs. Dallas	12/19/82
165	30	Deuce McAllister	at Washington	11/30/03
162	29	George Rogers	vs. L.A. Rams	9/13/81
162	29	Mario Bates	vs. Detroit	9/21/97
161	22	Chuck Muncie	vs. Atlanta	9/2/79
161	24	George Rogers	at L.A. Rams	11/8/81
160	34	Wayne Wilson	vs. Miami	10/2/83
160	35	Earl Campbell	at Minnesota	11/24/85
158	29	Dalton Hilliard	at Atlanta	11/19/89
158	15	Chris Ivory	at Tampa Bay	10/17/10
157	33	Rueben Mayes	vs. New England	11/30/86
157	24	Lamar Smith	at Indianapolis	9/27/98
156	29	Ricky Williams	at Atlanta	10/22/00
155	20	Craig Heyward	vs. Tampa Bay	11/11/90
148	22	Alvin Maxson	vs. St. Louis	12/8/74
147	24	Rueben Mayes	vs. Cleveland	9/13/87
147	31	Ricky Williams	at Carolina	10/14/01
146*	14	Tony Galbreath	at Kansas City	9/26/76
144	29	Rueben Mayes	vs. San Francisco	10/25/87
144	38	Ricky Williams	vs. Carolina	10/15/00
143	28	Mike Bell	vs. Detroit	9/13/09
142	27	Andy Livingston	vs. Washington	9/21/69
142	28	George Rogers	at Houston	11/22/81
141	22	Mario Bates	vs. Atlanta	11/13/94
140	28	Deuce McAllister	at Carolina	1/2/05
139	35	Dwight Beverly	at St. Louis	10/11/87
139	21	Deuce McAllister	vs. San Francisco	10/20/02
138	33	Wayne Wilson	at Chicago	9/19/82
138	28	Fred McAfee	vs. Atlanta	11/24/91
137	20	George Rogers	vs. Atlanta	11/6/83
136	30	Ricky Williams	vs. Minnesota	10/7/01
136	26	Deuce McAllister	vs. San Francisco	12/3/06
134	17	George Rogers	vs. Philadelphia	10/11/81
131	25	Rueben Mayes	at St. Louis	11/16/86
130	27	Deuce McAllister	vs. Buffalo	10/2/05
129	32	Mario Bates	at N.Y. Giants	12/15/96
128	21	Chuck Muncie	vs. Oakland	12/3/79
128	28	Rueben Mayes	vs. San Francisco	11/2/86
128	30	Ricky Williams	at Chicago	10/8/00
128	29	Deuce McAllister	vs. Atlanta	12/26/04
127	16	Don McCall	vs. Washington	9/22/68
127	25	Dalton Hilliard	vs. Atlanta	12/18/88
127	32	Deuce McAllister	at Baltimore	12/8/02
127	16	Deuce McAllister	vs. Kansas City	11/14/04
127	19	Chris Ivory	vs. Carolina	1/1/12
126*	25	Chuck Muncie	at Kansas City	9/26/76
126*	20	Reggie Bush	at N.Y. Giants	12/24/06
126	**14**	**Pierre Thomas**	**at Buffalo**	**9/27/09**
125	25	Derek Brown	vs. Detroit	9/19/93
124	32	George Rogers	vs. L.A. Rams	12/18/83
124	23	Deuce McAllister	at Carolina	10/5/03
123	33	George Rogers	vs. Kansas City	11/21/82
123	15	Mario Bates	at New England	12/3/95
123	21	Deuce McAllister	vs. Green Bay	9/15/02
123	23	Deuce McAllister	vs. Pittsburgh	10/6/02
123	15	Deuce McAllister	vs. Tampa Bay	10/8/06
122	18	George Rogers	at Cleveland	10/18/81
122*	19	Craig Heyward	at Cincinnati	11/4/90
121	24	Ricky Williams	at San Francisco	11/11/01
121	29	Deuce McAllister	at Washington	10/13/02
120	23	George Rogers	vs. Tampa Bay	11/29/81
120	28	Ricky Williams	vs. Indianapolis	11/18/01
117	18	Chuck Muncie	vs. San Francisco	11/11/79
117	28	Deuce McAllister	vs. Carolina	12/29/02
117	15	Chris Ivory	at Cincinnati	12/5/10
116	29	Deuce McAllister	vs. Chicago	10/12/03
116	21	Deuce McAllister	at Atlanta	10/19/03
115	25	George Rogers	at San Francisco	9/27/81
115	25	Rueben Mayes	vs. Denver	11/20/88
115*	30	Rueben Mayes	at Cincinnati	11/4/90
115	17	Deuce McAllister	vs. Atlanta	10/27/02
114	21	George Rogers	at Buffalo	10/30/83
114	15	Jimmy Rogers	at Washington	10/26/80
113	26	Bob Gresham	at Green Bay	11/28/71
113	31	George Rogers	vs. Cincinnati	10/25/81
113	11	Hokie Gajan	vs. N.Y. Jets	11/21/83
112	19	Rueben Mayes	at Atlanta	11/1/87
112	24	Dalton Hilliard	vs. L.A. Rams	11/26/89
111	24	Ricky Williams	at N.Y. Giants	10/24/99
111	21	Deuce McAllister	at Dallas	12/10/06
110	14	Tony Baker	at St. Louis	11/2/69
110	26	Deuce McAllister	at Tampa Bay	11/2/03
110	17	Antowain Smith	vs. Chicago	11/6/05
110	**9**	**Pierre Thomas**	**at Carolina**	**9/16/12**
109	27	Mike Strachan	vs. Atlanta	11/2/75
109	15	Chuck Muncie	vs. L.A. Rams	11/28/76
109	11	Craig Heyward	vs. L.A. Raiders	10/23/88
109	31	Deuce McAllister	at Tampa Bay	9/8/02
108	31	Wayne Wilson	at Dallas	9/25/83
108	24	Wayne Wilson	at San Francisco	9/29/85
108	22	Rueben Mayes	at Indianapolis	10/12/86
108+	11	Aaron Brooks	at San Francisco	12/10/00
108*	27	Deuce McAllister	vs. N.Y. Giants	12/24/06
107	20	Chuck Muncie	vs. N.Y. Jets	12/4/77
107	30	George Rogers	vs. San Francisco	12/20/81
107	23	Ricky Williams	at Seattle	9/17/00
106	28	Dalton Hilliard	at New England	11/12/89
106	20	Gill Fenerty	vs. Minnesota	9/22/91
106	21	Derek Brown	vs. Green Bay	11/14/93
106	26	Mario Bates	at San Francisco	10/29/95
106	22	Mario Bates	vs. St. Louis	11/5/95
106	18	Aaron Stecker	at St. Louis	9/26/04
105	24	Mike Strachan	vs. Green Bay	10/12/75
105#	**20**	**Pierre Thomas**	**at Chicago**	**12/30/07**
104	10	Gill Fenerty	at L.A. Rams	12/9/90
103	18	Wayne Wilson	at Atlanta	10/9/83
103	20	Ricky Williams	vs. Philadelphia	9/24/00
102	13	Chuck Muncie	at St. Louis	10/23/77
102	20	George Rogers	vs. Atlanta	9/2/84
102	27	Ricky Williams	vs. Carolina	12/2/01
102	21	Deuce McAllister	vs. Tampa Bay	10/10/04
102	**16**	**Pierre Thomas**	**vs. Atlanta**	**12/7/08**
101	17	Deuce McAllister	vs. Indianapolis	9/28/03
101	26	Deuce McAllister	vs. Carolina	10/26/03
100	20	Tony Galbreath	vs. L.A. Rams	10/30/77
100	23	Deuce McAllister	at Atlanta	11/28/04
100	20	Aaron Stecker	at Atlanta	12/10/07

* - part of a dual 100-yard game

- part of a 100-yard rushing/100-yard receiving game

\+ - only QB in team history to rush for 100 yards or more

MOST BY PLAYER: Deuce McAllister (27), George Rogers (16), Ricky Williams (12), Rueben Mayes (11), Chuck Muncie (7), Mario Bates (6), Wayne Wilson (5), Dalton Hilliard (4), **Pierre Thomas (4)**, Craig Heyward (3), Chris Ivory (3), Derek Brown (2), Gill Fenerty (2), Tony Galbreath (2), Aaron Stecker (2), Mike Strachan (2), Tony Baker (1), Mike Bell (1), Dwight Beverly (1), Aaron Brooks (1), Reggie Bush (1), Earl Campbell (1), Hokie Gajan (1), Bob Gresham (1), Andy Livingston (1), Alvin Maxson (1), Fred McAfee (1), Don McCall (1), Jimmy Rogers (1), Antowain Smith (1), Lamar Smith (1), Ray Zellars (1).

300 Yard Passing Games (99)

Yds	Player	A	C	Opponent	Date
510	**Drew Brees**	**52**	**37**	**vs. Cincinnati**	**11/19/06**
446	**Drew Brees**	**54**	**35**	**at Green Bay**	**9/30/12**
446	**Drew Brees**	**53**	**37**	**at Dallas**	**12/23/12**
445	**Drew Brees**	**49**	**35**	**vs. Jacksonville**	**11/4/07**
441	Aaron Brooks	48	30	vs. Denver	12/3/00
422	**Drew Brees**	**58**	**31**	**at Atlanta**	**11/9/08**
421	**Drew Brees**	**48**	**39**	**at Denver**	**9/21/08**
419	**Drew Brees**	**49**	**35**	**at Washington**	**12/6/09**
419	**Drew Brees**	**49**	**32**	**at Green Bay**	**9/8/11**
412	**Drew Brees**	**40**	**32**	**at Minnesota**	**12/18/11**
398	**Drew Brees**	**47**	**31**	**at Pittsburgh**	**11/12/06**
396	**Drew Brees**	**43**	**29**	**vs. Carolina**	**12/30/12**
389	**Drew Brees**	**35**	**28**	**vs. Carolina**	**1/1/12**
386	**Drew Brees**	**49**	**30**	**vs. Carolina**	**12/28/08**
384	**Drew Brees**	**38**	**26**	**at Dallas**	**12/10/06**
383	**Drew Brees**	**45**	**24**	**vs. Baltimore**	**10/29/06**
383	**Drew Brees**	**45**	**29**	**at Tampa Bay**	**10/16/11**
382	**Drew Brees**	**43**	**29**	**vs. Seattle**	**11/21/10**
377	Archie Manning	38	24	at San Francisco	12/7/80
377	**Drew Brees**	**37**	**27**	**at Tampa Bay**	**10/21/12**
376	Aaron Brooks	60	34	vs. Denver	11/21/04
376	Jim Everett	46	31	vs. Washington	9/11/94
375	Aaron Brooks	45	27	vs. N.Y. Giants	9/19/05
371	**Drew Brees**	**23**	**18**	**vs. New England**	**11/30/09**
370	Jim Everett	43	29	vs. Atlanta	9/17/95
370	**Drew Brees**	**44**	**31**	**vs. Houston**	**9/25/11**
370	**Drew Brees**	**45**	**29**	**vs. San Diego**	**10/7/12**
369	**Drew Brees**	**30**	**23**	**vs. N.Y. Giants**	**10/18/09**
365	**Drew Brees**	**38**	**30**	**vs. Atlanta**	**9/26/10**
364	Jim Everett	45	29	vs. Green Bay	12/16/95
363	**Drew Brees**	**35**	**23**	**vs. San Francisco**	**9/28/08**
363	**Drew Brees**	**38**	**24**	**vs. N.Y. Giants**	**11/28/11**
359	**Drew Brees**	**45**	**32**	**at Carolina**	**10/9/11**
358	**Drew Brees**	**34**	**26**	**vs. Detroit**	**9/13/09**
356	**Drew Brees**	**56**	**37**	**vs. Cleveland**	**10/24/10**
355	Archie Manning	28	20	at San Francisco	9/23/79
355	Bobby Hebert	26	19	at Phoenix	10/18/92
354	Billy Joe Tolliver	45	28	vs. Tennessee	10/17/99
354	**Drew Brees**	**43**	**26**	**at N.Y. Giants**	**12/9/12**
353	**Drew Brees**	**41**	**26**	**at Green Bay**	**9/17/06**
352	Aaron Brooks	30	23	at Atlanta	10/19/03
352	**Drew Brees**	**39**	**23**	**at Dallas**	**11/25/10**
351	**Drew Brees**	**44**	**31**	**at Jacksonville**	**10/2/11**
351	**Drew Brees**	**40**	**30**	**at Detroit**	**12/21/08**
349	**Drew Brees**	**38**	**28**	**at Carolina**	**10/1/06**
349	**Drew Brees**	**30**	**21**	**at Atlanta**	**11/26/06**
347	Aaron Brooks	37	22	at San Francisco	11/11/01
345	Billy Kilmer	32	22	at St. Louis	11/2/69
344	Archie Manning	32	22	at Pittsburgh	11/5/78
343	Aaron Brooks	50	27	at New England	11/20/05
343	Jim Everett	27	23	at Denver	12/24/94
343	**Drew Brees**	**32**	**23**	**vs. Tampa Bay**	**9/7/08**
342	**Drew Brees**	**36**	**26**	**vs. Detroit**	**12/4/11**
341	Wade Wilson	34	22	at Atlanta	9/12/93
341	**Drew Brees**	**50**	**28**	**at Atlanta**	**11/29/12**
339	**Drew Brees**	**41**	**30**	**vs. San Diego**	**10/26/08**
339	**Drew Brees**	**52**	**24**	**vs. Washington**	**9/9/12**
337	**Drew Brees**	**47**	**36**	**at Tennessee**	**12/11/11**
336	**Drew Brees**	**39**	**31**	**at San Francisco**	**10/28/07**
335	Jim Everett	37	25	at Minnesota	11/19/95
333	Ken Stabler	43	29	vs. Tampa Bay	12/5/82
330	Aaron Brooks	40	26	vs. Carolina	12/2/01
330	**Drew Brees**	**46**	**26**	**vs. Minnesota**	**10/6/08**
330	**Drew Brees**	**35**	**24**	**vs. Carolina**	**11/8/09**
328	Kerry Collins	44	22	at San Francisco	11/22/98
328	**Drew Brees**	**41**	**28**	**at Atlanta**	**12/10/07**
326	Jim Everett	37	26	vs. Kansas City	9/4/94
325	Dave Wilson	32	20	vs. Cincinnati	12/9/84
325	Billy Joe Tolliver	48	24	at Carolina	11/1/98
325	**Drew Brees**	**35**	**31**	**vs. Indianapolis**	**10/23/11**
325	**Drew Brees**	**49**	**31**	**at Carolina**	**9/16/12**
323	Archie Manning	32	23	vs. Atlanta	10/19/80
323	**Drew Brees**	**26**	**20**	**vs. Green Bay**	**11/24/08**
322	**Drew Brees**	**43**	**30**	**at Atlanta**	**11/13/11**
320	Bobby Hebert	39	28	vs. L.A. Raiders	12/16/91
320	**Drew Brees**	**60**	**35**	**at Chicago**	**12/30/07**
320	**Drew Brees**	**30**	**26**	**vs. Oakland**	**10/12/08**
318	Aaron Brooks	40	23	vs. Cleveland	11/24/02
317	Steve Walsh	42	25	at San Francisco	12/1/91
316	Aaron Brooks	41	24	at St. Louis	9/26/04
315	**Drew Brees**	**30**	**26**	**vs. Arizona**	**12/16/07**
314	Archie Manning	40	25	vs. San Francisco	9/7/80
314	Archie Manning	36	25	at Detroit	10/12/80
314	**Drew Brees**	**32**	**24**	**at Tampa Bay**	**11/5/06**
313	**Drew Brees**	**29**	**24**	**at Cincinnati**	**12/5/10**
311	**Drew Brees**	**34**	**25**	**at Philadelphia**	**9/20/09**
308	Bobby Hebert	49	31	vs. San Francisco	10/8/89
308	**Drew Brees**	**33**	**25**	**vs. Atlanta**	**11/2/09**
307	Aaron Brooks	39	16	at New England	11/25/01
307	**Drew Brees**	**39**	**23**	**vs. Atlanta**	**12/26/11**
307	**Drew Brees**	**39**	**26**	**vs. Tampa Bay**	**12/16/12**
306	Archie Manning	40	25	vs. Philadelphia	11/9/80
305	**Drew Brees**	**44**	**34**	**vs. Pittsburgh**	**10/31/10**
303	Archie Manning	53	33	at Green Bay	9/10/78
302	John Fourcade	27	15	at Buffalo	12/10/89
302	**Drew Brees**	**49**	**35**	**at Atlanta**	**12/27/10**
301	Archie Manning	39	24	vs. New England	12/21/80
301	Bobby Hebert	35	22	at San Francisco	11/15/92
300	Dave Wilson	45	19	at Atlanta	10/20/85

MOST BY PLAYER: Drew Brees (60), Aaron Brooks (10), Archie Manning (9), Jim Everett (6), Bobby Hebert (4), Billy Joe Tolliver (2), Dave Wilson (2), Kerry Collins (1), John Fourcade (1), Billy Kilmer (1), Ken Stabler (1), Steve Walsh (1), Wade Wilson (1).

100 Yard Receiving Games (193)

Yds	No	Player	Opponent	Date
205	6	Wes Chandler	vs. Atlanta	9/2/79
200	6	Torrance Small	at Denver	12/24/94
179	9	Floyd Turner	vs. Chicago	10/27/91
170*	10	Joe Horn	vs. Denver	12/3/00
169	**10**	**Marques Colston**	**at Pittsburgh**	**11/12/06**
169	9	Devery Henderson	vs. Cincinnati	11/19/06
167	9	Joe Horn	vs. San Francisco	11/5/00
167	11	Willie Jackson	at San Francisco	11/11/01
167	5	Joe Horn	vs. Kansas City	11/14/04
166	**8**	**Marques Colston**	**vs. N.Y. Giants**	**10/18/09**
165	8	Danny Abramowicz	at Cincinnati	11/29/70
164	3	Eric Martin	vs. Green Bay	9/14/86
163*	**6**	**Marques Colston**	**vs. Baltimore**	**10/29/06**
160	8	Joe Horn	vs. Carolina	12/5/04
159	4	Larry Burton	at Atlanta	11/2/75
159	**10**	**Marques Colston**	**vs. Jacksonville**	**11/4/07**
158	4	Devery Henderson	at Atlanta	11/26/06
156	12	Danny Abramowicz	vs. Pittsburgh	10/29/67
156	5	Michael Haynes	at Cincinnati	9/15/96
156	8	Willie Jackson	vs. St. Louis	12/17/01
154	3	Keith Poole	at Atlanta	10/18/98
153	8	Eric Martin	vs. Cleveland	10/14/90
153	**9**	**Marques Colston**	**at Green Bay**	**9/30/12**
153*	**10**	**Marques Colston**	**at Dallas**	**12/23/12**
151	8	Eric Martin	at Phoenix	10/18/92
150	9	Quinn Early	at Minnesota	11/19/95
150	13	Joe Horn	vs. Carolina	12/2/01
149	**6**	**Lance Moore**	**vs. Atlanta**	**9/26/10**
148	8	Sean Dawkins	at San Francisco	11/22/98
148	8	Joe Horn	vs. Indianapolis	11/18/01
146	10	Eric Martin	at Washington	11/6/88

BIG GAMES

146	**7**	**Jimmy Graham**	**vs. Atlanta**	**11/11/12**
145	7	Al Dodd	at St. Louis	11/2/69
145	**7**	**Marques Colston**	**vs. Carolina**	**1/1/12**
144	7	Danny Abramowicz	at Washington	12/17/67
144	8	Henry Childs	at San Francisco	12/7/80
143*	9	Joe Horn	vs. N.Y. Giants	9/19/05
142	8	Robert Meachem	at Washington	12/6/09
141*	8	Donté Stallworth	vs. N.Y. Giants	9/19/05
140	7	Danny Abramowicz	vs. San Francisco	12/13/70
140	8	Wes Chandler	vs. Atlanta	10/19/80
140	**7**	**Marques Colston**	**at Atlanta**	**11/9/08**
139*	9	Wes Chandler	vs. Philadelphia	11/9/80
138	4	Eddie Kennison	vs. Atlanta	10/10/99
138	7	Joe Horn	at Atlanta	12/9/01
135	5	Eugene Goodlow	vs. San Francisco	12/15/85
134	3	Joe Horn	at Atlanta	11/17/02
133	8	Joe Horn	at Atlanta	10/19/03
133	9	Joe Horn	vs. NY Giants	12/14/03
132	6	Eric Martin	vs. L.A. Rams	10/30/88
132	10	Floyd Turner	at San Francisco	12/1/91
132	**5**	**Marques Colston**	**at Carolina**	**10/1/06**
132	**10**	**Jimmy Graham**	**at Jacksonville**	**10/2/11**
131	6	Hoby Brenner	vs. St. Louis	9/23/84
131	5	Eric Martin	vs. N.Y. Jets	10/15/89
131	10	Eric Martin	at Washington	11/18/90
131	9	Reggie Bush	vs. San Francisco	12/3/06
131*	**9**	**Marques Colston**	**vs. San Diego**	**10/7/12**
130	6	Eric Martin	vs. Houston	12/13/87
129	8	Danny Abramowicz	vs. Pittsburgh	12/21/69
129	8	Donté Stallworth	vs. Buffalo	10/2/05
129	**8**	**Marques Colston**	**vs. St. Louis**	**11/11/07**
129	**8**	**Jimmy Graham**	**at Carolina**	**10/9/11**
128	**13**	**Darren Sproles**	**at Carolina**	**9/16/12**
127	12	John Beasley	at San Diego	11/18/73
127	4	Wes Chandler	at San Francisco	9/23/79
127	4	Quinn Early	vs. L.A. Raiders	12/16/91
126*	5	Joe Horn	vs. Baltimore	10/29/06
125	6	Reggie Bush	at Dallas	12/10/06
124	5	Randal Hill	vs. Arizona	12/14/97
124*	**7**	**Jimmy Graham**	**at Tampa Bay**	**10/16/11**
123	9	Joe Horn	at Oakland	10/24/04
123*	**11**	**Marques Colston**	**at Tampa Bay**	**11/5/06**
123	**7**	**Marques Colston**	**vs. Carolina**	**12/28/08**
123*	8	Devery Henderson	vs. San Diego	10/7/12
123	**7**	**Lance Moore**	**at Atlanta**	**11/29/12**
122	14	Tony Galbreath	at Green Bay	9/10/78
122	4	Andre Hastings	vs. Dallas	12/6/98
122*	8	Robert Wilson	vs. Denver	12/3/00
122	10	Donté Stallworth	vs. Denver	11/21/04
122	9	David Patten	at Atlanta	12/10/07
121	6	Henry Childs	at Seattle	11/18/79
121	5	Michael Haynes	vs. San Francisco	11/3/96
121	5	Randal Hill	at Chicago	10/5/97
121	8	Joe Horn	at St. Louis	10/28/01
121#	**12**	**Pierre Thomas**	**at Chicago**	**12/30/07**
121*	**4**	**Marques Colston**	**vs. New England**	**11/30/09**
121	**9**	**Lance Moore**	**at Tampa Bay**	**10/21/12**
121*	**4**	**Lance Moore**	**vs. Carolina**	**12/30/12**
120	4	Dave Parks	at N.Y. Giants	10/8/72
120	9	Eric Martin	vs. Philadelphia	12/18/89
120	5	Eric Martin	vs. Cincinnati	1/2/94
120	6	Andre Hastings	vs. St. Louis	12/7/97
120	6	Joe Horn	vs. Green Bay	9/15/02
120	**6**	**Lance Moore**	**vs. Washington**	**9/9/12**
119*	4	Ike Harris	vs. Philadelphia	11/9/80
119	6	Mike Jones	vs. Miami	12/7/86
119	3	Robert Meachem	vs. Detroit	12/4/11
118	9	Joe Horn	vs. Tampa Bay	12/7/03
118	**9**	**Marques Colston**	**at Houston**	**11/18/07**
118*	**7**	**Marques Colston**	**at Tampa Bay**	**10/16/11**
117	7	Wes Chandler	vs. Atlanta	11/12/78
117*	3	Henry Childs	at Atlanta	11/25/79
117	8	Wes Chandler	at Atlanta	9/6/81
117	8	Quinn Early	vs. Green Bay	12/16/95
116	5	Eric Martin	at L.A. Rams	10/22/89
116	12	Joe Horn	at San Diego	9/10/00
116	7	Joe Horn	vs. Atlanta	12/17/00
116*	3	Devery Henderson	vs. New England	11/30/09
115	9	Danny Abramowicz	vs. Baltimore	10/19/69
115	4	Paul Seal	vs. Philadelphia	10/27/74
115	5	Floyd Turner	vs. Atlanta	11/24/91
115	**5**	**Lance Moore**	**vs. Green Bay**	**11/24/08**
115*	**9**	**Jimmy Graham**	**vs. Carolina**	**12/30/12**
114	7	Dave Parks	at St. Louis	10/11/70
114	3	Michael Lewis	vs. Cleveland	11/24/02
114	3	Donté Stallworth	vs. Dallas	12/28/03
114	**8**	**Marques Colston**	**vs. Arizona**	**12/16/07**
113	5	Danny Abramowicz	vs. San Francisco	11/23/69
113*	4	Brett Bech	vs. Buffalo	12/27/98
113	9	Andre Hastings	at St. Louis	11/28/99
113	9	Donté Stallworth	vs. San Francisco	9/19/04
113	5	Donté Stallworth	at Dallas	12/12/04
113	8	David Patten	at Seattle	10/14/07
113	**8**	**Marques Colston**	**vs. Seattle**	**11/21/10**
113	**8**	**Marques Colston**	**at Atlanta**	**11/13/11**
112	7	Henry Childs	at Green Bay	9/9/79
112*	10	Cameron Cleeland	vs. Buffalo	12/27/98
112	8	Reggie Bush	vs. Tampa Bay	9/7/08
112	**10**	**Marques Colston**	**vs. Cleveland**	**10/24/10**
111	6	Hoby Brenner	at Atlanta	10/20/85
111	8	Eric Martin	vs. Denver	11/20/88
111	7	Eric Martin	vs. Houston	9/5/93
111	6	Donté Stallworth	at Cincinnati	12/22/02
111	10	Joe Horn	vs. Houston	9/14/03
111*	3	Devery Henderson	at Tampa Bay	11/5/06
110	5	Danny Abramowicz	vs. San Francisco	9/26/71
110	5	Dave Parks	at San Francisco	10/22/72
110	5	Sean Dawkins	vs. Carolina	9/13/98
110	9	Boo Williams	at Philadelphia	11/23/03
110	6	Joe Horn	vs. Seattle	9/12/04
110	6	Joe Horn	vs. Philadelphia	10/15/06
109	2	Walt Roberts	at Philadelphia	11/19/67
109	8	Joe Horn	vs. San Francisco	10/20/02
109	5	David Patten	at San Francisco	10/28/07
108	8	Joe Horn	at Tampa Bay	9/8/02
108	5	Az-Zahir Hakim	at. Green Bay	10/9/05
107	5	Eric Martin	vs. L.A. Rams	11/26/89
106	7	Tony Galbreath	vs. Oakland	12/3/79
106	6	Wes Chandler	at Detroit	10/12/80
106	5	Joe Horn	vs. Tampa Bay	12/1/02
106	**6**	**Marques Colston**	**at Tampa Bay**	**11/30/08**
106	3	Robert Meachem	at Cincinnati	12/5/10
105	9	Danny Abramowicz	at Atlanta	12/7/69
105	6	Hoby Brenner	vs. Chicago	9/18/83
105	5	Joe Horn	at San Francisco	12/10/00
105	8	Willie Jackson	at N.Y. Giants	9/30/01
105	4	Jeremy Shockey	at Miami	10/25/09
105	**6**	**Marques Colston**	**at Dallas**	**11/25/10**
106	**2**	**Joseph Morgan**	**at N.Y. Giants**	**12/9/12**
105	**7**	**Marques Colston**	**at Tennessee**	**12/11/11**
104	6	Keith Poole	at Carolina	1/2/00
104	4	Devery Henderson	vs. Minnesota	10/6/08
104*	**7**	**Darren Sproles**	**at Dallas**	**12/23/12**
103	6	Dave Parks	vs. Pittsburgh	12/15/68
103	6	Wes Chandler	vs. San Francisco	12/3/78
103*	6	Wes Chandler	at Atlanta	11/25/79
103	6	Larry Hardy	vs. San Francisco	9/7/80
103	6	Lindsay Scott	vs. St. Louis	9/12/82
103	6	Eric Martin	vs. L.A. Rams	10/11/92
103	5	Michael Haynes	at Atlanta	12/11/94
103	5	Devery Henderson	vs. Detroit	9/13/09

103	3	Devery Henderson	vs. Chicago	9/18/11
102	6	Sean Dawkins	at Carolina	11/1/98
102	5	Donté Stallworth	vs. Carolina	12/18/05
102	**8**	**Lance Moore**	**at Kansas City**	**11/16/08**
101	8	Danny Abramowicz	at N.Y. Giants	10/6/68
101	4	Tyrone Young	at Cleveland	10/28/84
101	3	Hoby Brenner	vs. Cincinnati	12/9/84
101	7	Eric Martin	at St. Louis	10/11/87
101	2	Eric Martin	vs. Tampa Bay	12/6/87
101	8	Quinn Early	vs. Kansas City	9/4/94
101	6	Joe Horn	at Carolina	11/10/02
101	8	Donté Stallworth	at Seattle	9/7/03
101	9	Joe Horn	at Atlanta	11/28/04
101	4	Devery Henderson	vs. Carolina	10/7/07
101	**7**	**Lance Moore**	**vs. San Francisco**	**9/28/08**
101	10	Robert Meachem	at Atlanta	12/27/10
100	3	Henry Childs	at Atlanta	11/26/78
100	4	Eric Martin	at Buffalo	12/10/89
100	6	Az-Zahir Hakim	at St. Louis	10/23/05
100	**4**	**Jimmy Graham**	**vs. Houston**	**9/25/11**
100	6	Devery Henderson	at Green Bay	9/8/11

* - part of a dual 100-yard game

- part of a 100-yard receiving/100-yard rushing game

MOST BY PLAYER: Joe Horn (27), **Marques Colston (23)**, Eric Martin (18), Danny Abramowicz (10), Devery Henderson (10), Wes Chandler (9), Donté Stallworth (9), **Lance Moore (8)**, **Jimmy Graham (6)**, Henry Childs (5), Hoby Brenner (4), Quinn Early (4), Robert Meachem (4), Dave Parks (4), Reggie Bush (3), Sean Dawkins (3), Andre Hastings (3), Michael Haynes (3), Willie Jackson (3), David Patten (3), Floyd Turner (3), Tony Galbreath (2), Az-Zahir Hakim (2), Randal Hill (2), Keith Poole (2), **Darren Sproles (2)**, John Beasley (1), Brett Bech (1), Larry Burton (1), Cameron Cleeland (1), Al Dodd (1), Eugene Goodlow (1), Larry Hardy (1), Ike Harris (1), Mike Jones (1), Eddie Kennison (1), Michael Lewis (1), **Joseph Morgan (1)**, Walt Roberts (1), Lindsay Scott (1), Paul Seal (1), Jeremy Shockey (1), Torrance Small (1), **Pierre Thomas (1)**, Boo Williams (1), Robert Wilson (1), Tyrone Young (1).

3-SackGames (34)

Sacks	Player	Opponent	Date
4	Rickey Jackson	at Atlanta	12/14/86
4	Rickey Jackson	at Detroit	9/18/88
4	Pat Swilling	vs. Tampa Bay	11/11/90
4	Wayne Martin	vs. Atlanta	12/3/92
4	Wayne Martin	vs. Detroit	9/21/97
3.5	Jim Wilks	at Philadelphia	12/11/83
3.5	Pat Swilling	at Atlanta	11/19/89
3	Bruce Clark	vs. Tampa Bay	9/9/84
3	Bruce Clark	at L.A. Raiders	10/13/85
3	Rickey Jackson	at Cincinnati	12/20/87
3	Pat Swilling	vs. N.Y. Giants	11/27/88
3	Pat Swilling	at L.A. Rams	10/22/89
3	Pat Swilling	vs. Atlanta	10/29/89
3	Frank Warren	vs. Philadelphia	12/18/89
3	Rickey Jackson	at Atlanta	9/29/91
3	Pat Swilling	at L.A. Rams	11/3/91
3	Rickey Jackson	vs. L.A. Rams	10/11/92
3	Renaldo Turnbull	vs. Detroit	9/19/93
3	Renaldo Turnbull	at Phoenix	10/31/93
3	Rickey Jackson	vs. Green Bay	11/14/93
3	Darion Conner	at Tampa Bay	9/18/94
3	La'Roi Glover	vs. St. Louis	11/15/98
3	La'Roi Glover	at Baltimore	12/19/99
3	La'Roi Glover	at Chicago	10/8/00
3	La'Roi Glover	vs. Carolina	10/15/00
3	Joe Johnson	at Carolina	11/12/00
3	La'Roi Glover	at St. Louis	11/26/00
3	Joe Johnson	at Buffalo	9/9/01
3	Charlie Clemons	at N.Y. Giants	9/30/01
3	Darrin Smith	vs. Pittsburgh	10/6/02
3	Darren Howard	at Washington	10/13/02
3	Willie Whitehead	at Tampa Bay	11/2/03
3	Charles Grant	at St. Louis	9/26/04
3	**Cameron Jordan**	**vs. Philadelphia**	**11/5/12**

MOST BY PLAYER: Rickey Jackson (6), Pat Swilling (6), La'Roi Glover (5), Bruce Clark (2), Joe Johnson (2), Wayne Martin (2), Renaldo Turnbull (2), Frank Warren (1), Darion Conner (1), Charlie Clemons (1), Charles Grant (1), Darren Howard (1), **Cameron Jordan (1),** Darrin Smith (1), Willie Whitehead (1), Jim Wilks (1).



LAST TIME

Regular Season

500+ YARDS TOTAL OFFENSE
SAINTS – 562, at Dallas, 12/23/12 (116 rushing, 446 passing) **Opponent** – 530, vs. Carolina, 12/30/12 (273 rushing, 257 passing)

400+ YARDS TOTAL OFFENSE
SAINTS – 441, vs. Carolina, 12/30/12 (63 rushing, 378 passing) **Opponent** – 446, at Dallas, 12/23/12 (40 rushing, 406 passing)

400+ YARDS PASSING BY A PLAYER
SAINTS – 446, QB **Drew Brees**, at Dallas, 12/23/12 (53-37-3-0)
Opponent – 416, QB **Tony Romo** at Dallas, 12/23/12 (43-26-4-0)

300+ YARDS PASSING BY A PLAYER
SAINTS – 396, QB **Drew Brees**, vs. Carolina, 12/30/12 (43-29-4-1)
Opponent – 312, QB **Carson Palmer**, at Oakland, 11/18/12 (40-22-2-2)

SIX TD PASSES BY A PLAYER
SAINTS – QB **Drew Brees**, vs. Detroit, 9/13/09 **Opponent** – QB **Peyton Manning**, vs. Indianapolis, 9/28/03

FIVE TD PASSES BY A PLAYER
SAINTS – QB **Drew Brees**, vs. Carolina, 1/1/12 **Opponent** – QB **Daunte Culpepper**, vs. Minnesota, 10/17/04

FOUR TD PASSES BY A PLAYER
SAINTS – QB **Drew Brees**, vs. Carolina, 12/30/12 **Opponent** – QB **Tony Romo**, at Dallas, 12/23/12

200 YARDS RUSHING BY A PLAYER
SAINTS – 203, RB **Rueben Mayes** (28 att.) vs. Miami, 12/7/86
Opponent – 210, RB **DeAngelo Williams** (21 att.) vs. Carolina, 12/30/12

100 YARDS RUSHING BY A PLAYER
SAINTS – 110, RB **Pierre Thomas** (nine att.), at Carolina, 9/16/12
Opponent – 100, RB **David Wilson** (13 att.) at New York Giants, 12/9/12

TWO 100-YARD RUSHERS IN A GAME
SAINTS – 126, RB **Reggie Bush** (20 att.) & 108, RB **Deuce McAllister** (27 att.), at NY Giants, 12/24/06 **Opponent** – 126, RB **Ottis Anderson** (22 att.) & 102 RB **Wayne Morris** (22 att.) vs. St. Louis Cardinals, 10/5/80

300 YARDS RECEIVING BY A PLAYER
SAINTS – Has never happened
Opponent – 336, WR **Willie Anderson**, vs. L.A. Rams, 11/26/89 (15 rec.) – **NFL Record**

200 YARDS RECEIVING BY A PLAYER
SAINTS – 200, WR **Torrance Small**, at Denver, 12/24/94 (six rec.)
Opponent – 224, WR **Dez Bryant**, at Dallas, 12/23/12 (nine rec.)

100 YARDS RECEIVING BY A PLAYER
SAINTS – 121, WR **Lance Moore** (four rec.) and 115, TE **Jimmy Graham** (nine rec.), vs. Carolina, 12/30/12 **Opponent** – 121, WR **Victor Cruz** (eight rec.) at New York Giants, 12/9/12

TWO 100-YARD RECEIVERS IN A GAME
SAINTS – 121, WR **Lance Moore** (four rec.) and 115, TE **Jimmy Graham** (nine rec.), vs. Carolina, 12/30/12
Opponent – 114, WR **Roddy White** (seven rec.) and 122, TE **Tony Gonzalez** (11 rec.) vs. Atlanta, 11/11/12

FOUR TDS RUSHING BY A PLAYER
SAINTS – Has never happened
Opponent – RB **Mike Anderson**, vs. Denver, 12/3/00

THREE TDS RUSHING BY A PLAYER
SAINTS – RB **Reggie Bush**, vs. San Francisco, 12/3/06 **Opponent** – FB **Mike Tolbert**, vs. Carolina, 12/30/12

FOUR TD CATCHES BY A PLAYER
SAINTS – WR **Joe Horn**, vs. N.Y. Giants, 12/14/03 **Opponent** – WR **Dave Williams**, at St. Louis Cardinals, 11/2/69

THREE TD CATCHES BY A PLAYER
SAINTS – WR **Marques Colston**, vs. San Diego, 10/7/12 **Opponent** – WR **Chad Johnson** vs. Cincinnati, 11/19/06

FOUR TDS BY A PLAYER (rushing, receiving, return)
SAINTS – RB **Reggie Bush**, vs. San Francisco, 12/3/06 (three rushing, one receiving) **Opponent** – RB **Mike Anderson**, vs. Denver, 12/3/00 (all rushing)

THREE TDS BY A PLAYER (rushing, receiving, return)
SAINTS – WR **Marques Colston**, vs. San Diego, 10/7/12 (all receiving)
Opponent – FB **Mike Tolbert**, vs. Carolina, 12/30/12 (all rushing)

SEVEN FIELD GOALS ATTEMPTED IN A GAME BY PLAYER
SAINTS – K **Morten Andersen**, vs. San Fran., 10/25/87 (Five made)
Opponent – K **Bobby Howfield**, at N.Y. Jets, 12/3/72 (Six made)

SIX FIELD GOALS ATTEMPTED IN A GAME BY A PLAYER
SAINTS – K **John Carney**, at St. Louis, 9/26/04 (Five made)
Opponent – K **Ryan Succop**, vs. Kansas City, 9/23/12 (Six made)

FIVE FIELD GOALS ATTEMPTED IN A GAME BY A PLAYER
SAINTS – K **John Kasay**, at Atlanta, 11/13/11 (Four made)
Opponent – K **Connor Barth**, at Tampa Bay, 10/16/11 (Four made).

FOUR FIELD GOALS ATTEMPTED BY A PLAYER
SAINTS – K **Martin Gramatica**, vs. Minnesota, 10/6/08 (Two made)
Opponent – K **Matt Bryant**, at Atlanta, 11/13/11 (Three made)

SIX FIELD GOALS CONVERTED BY A PLAYER
SAINTS – Has never happened
Opponent – K **Ryan Succop**, vs. Kansas City, 9/23/12 (Six attempts)

FIVE FIELD GOALS CONVERTED BY A PLAYER
SAINTS – K **John Carney**, at St. Louis, 9/26/04 (Six attempts)
Opponent – K **John Kasay**, vs. Carolina, 9/8/96 (Five attempts).

FOUR FIELD GOALS CONVERTED BY A PLAYER
SAINTS – K **John Kasay**, at Atlanta, 11/13/11 (Five attempts) **Opponent** – K **Connor Barth**, at Tampa Bay, 10/16/11 (Five attempts)

THREE INTS IN A GAME BY A PLAYER
SAINTS – S **Sammy Knight**, at Buffalo, 9/9/01 (40 yards) **Opponent** – LB **Keith Bulluck**, vs. Tennessee, 9/21/07 (51 yards)

INTERCEPTION RETURNED FOR A TD
SAINTS – LB **Jonathan Vilma** (18 yards), vs. Carolina, 12/30/12
Opponent – S **Donte Whitner** (42 yards) vs. San Francisco, 10/30/11

FUMBLE RETURNED FOR A TOUCHDOWN
SAINTS – S **Malcolm Jenkins**, vs. Atlanta, 12/26/11 (30 yards) **Opponent** – S **Kerry Rhodes**, at Arizona, 10/10/10, (27 yards)

PUNT RETURNED FOR A TOUCHDOWN
SAINTS – RB **Darren Sproles**, at Green Bay, 9/8/11 (72 yards)
Opponent – WR **Micheal Spurlock**, vs. Tampa Bay, 12/27/09 (77 yards)

KICKOFF RETURNED FOR A TOUCHDOWN
SAINTS – WR **Courtney Roby,** at St. Louis, 11/15/09 (97 yards)
Opponent – RB **David Wilson**, at New York Giants, 12/9/12 (97 yards)

PUNT BLOCKED
SAINTS – DE **Martez Wilson**, vs. Washington, 9/9/12 **Opponent** – DE **Robert Quinn**, at St. Louis, 10/30/10

PUNT BLOCKED AND RETURNED FOR TD
SAINTS – DE **Martez Wilson** (blocked) and WR **Courtney Roby** (returned), vs. Washington, 9/9/12 (4 yards)
Opponent – FB **Mosi Tatupu**, vs. New England, 11/30/86 (17 yards)

PUNT BLOCKED AND RECOVERED IN END ZONE FOR TD
SAINTS – CB **Curtis Deloatch**, vs. Atlanta, 9/25/06 **Opponent** – LB **Roy Bennett**, at San Diego, 10/9/88

PUNT BLOCKED FOR A SAFETY
SAINTS – CB **Robert Massey**, vs. Cleveland, 10/14/90. **Opponent** – Has never happened.

SAFETY SCORED
SAINTS – C **David Baas** fumbled out of end zone, at San Francisco, 9/20/10
Opponent – QB **Drew Brees** sacked in end zone, vs. Kansas City, 9/23/12

FIELD GOAL BLOCKED
SAINTS – S **Malcolm Jenkins**, vs. San Francisco, 11/25/12 (33-yard attempt)
Opponent – DE **DeWayne White**, vs. Detroit, 9/13/09 (34-yard attempt)

FG BLOCKED AND RETURNED FOR TD
SAINTS – CB **Fred Thomas**, vs. New York Giants, 12/14/03 (64 yards), kick blocked by DT **Kenny Smith**
Opponent – CB **Antoine Winfield**, vs. Minnesota, 10/6/08 (59 yards)

PAT KICK MISSED
SAINTS – K **Garrett Hartley**, at Atlanta, 10/26/08 (wide right)
Opponent – K **Clint Stitser**, at Cincinnati, 12/5/10 (wide right)

PAT KICK BLOCKED
SAINTS – CB **Patrick Robinson**, at Carolina, 10/9/11 **Opponent** – DT **Fred Robbins**, vs. N.Y. Giants, 10/18/09

TWO-POINT ATTEMPT MADE
SAINTS – RB **Darren Sproles** rush, vs. Washington, 9/9/12 **Opponent** – QB **Carson Palmer** to TE **Jermaine Gresham**, at Cincinnati, 12/5/10

TWO-POINT ATTEMPT FAILED
SAINTS – RB **Pierre Thomas** run, at Tennessee, 12/11/11 **Opponent** – QB **Josh Freeman** pass, at Tampa Bay, 10/17/10

40+ POINTS SCORED IN A GAME
SAINTS – 41, vs. Tampa Bay, 12/16/12
Opponent – 44, vs. Carolina, 12/30/12

50+ POINTS SCORED IN A GAME
SAINTS – 62, vs. Indianapolis, 10/23/11
Opponent – 52, at New York Giants, 12/9/12

SHUTOUT SCORED IN A GAME
SAINTS – 41-0, vs. Tampa Bay, 12/16/12 **Opponent** – 0-38, vs. San Francisco, 1/6/02

INDIVIDUAL PLAYOFF RECORDS

Scoring

MOST POINTS
SAINTS - 18, Willie Jackson, vs. St. Louis (12/30/00)
Opponent - 18, Adrian Peterson, vs. Minnesota (1/24/10)

MOST TOUCHDOWNS
SAINTS - 3, Willie Jackson, vs. St. Louis (12/30/00)
Opponent - 3, Adrian Peterson, vs. Minnesota (1/24/10)

MOST PATS
SAINTS - 6 (2x), **Garrett Hartley**, vs. Arizona (1/16/10); John Kasay, vs. Detroit (1/7/12)
Opponent - 5, Chuck Nelson, vs. Minnesota (1/3/88)

Rushing

MOST YARDS GAINED
SAINTS - 143, Deuce McAllister (21 att.), vs. Philadelphia (1/13/07)
Opponent - 131, Marshawn Lynch (19 att.), at Seattle (1/8/11)

MOST ATTEMPTS
SAINTS - 21, Deuce McAllister, vs. Philadelphia (1/13/07)
Opponent - 25 (2x), Robert Smith, vs. Minnesota (1/6/01); Adrian Peterson, vs. Minnesota (1/24/10)

MOST TOUCHDOWNS
SAINTS - 2 (2x), Julius Jones, at Seattle (1/8/11); **Darren Sproles**, vs. Detroit (1/7/12)
Opponent - 3, Adrian Peterson, vs. Minnesota (1/24/10)

HIGHEST AVERAGE PER ATTEMPT (min. 4 rushes)
SAINTS - 16.8 (5-84 yds.), Reggie Bush, vs. Arizona (1/16/10)
Opponent - 14.5 (6-87 yds.), Tim Hightower, vs. Arizona (1/16/10)

LONGEST SCORING RUSH
SAINTS - 46, Reggie Bush, vs. Arizona (1/16/10)
Opponent - 70, Tim Hightower, vs. Arizona (1/16/10)

Longest Non-Scoring Rush
SAINTS - 28, Deuce McAllister, vs. Philadelphia (1/13/07)
Opponent - 42, Frank Gore, at San Francisco (1/14/12)

Passing

MOST TOTAL YARDS GAINED
SAINTS - 466, **Drew Brees**, at San Francisco (1/14/12)
Opponent - 380, Matthew Stafford, vs. Detroit (1/7/12)

MOST ATTEMPTS
SAINTS - 63, **Drew Brees**, at San Francisco (1/14/12)
Opponent - 46, Brett Favre, vs. Minnesota (1/24/10)

MOST COMPLETED
SAINTS - 40, **Drew Brees**, at San Francisco (1/14/12)
Opponent - 31, Peyton Manning, vs. Indianapolis (2/7/10)

MOST TOUCHDOWNS
SAINTS - 4 (2x), Aaron Brooks, vs. St. Louis (12/30/00); **Drew Brees**, at San Francisco (1/14/12)
Opponent - 4, Matt Hasselbeck, at Seattle (1/8/11)

HIGHEST COMPLETION PERCENTAGE (min. 10 att.)
SAINTS - 82.1 (32-of-39), **Drew Brees**, vs. Indianapolis (2/7/10)
Opponent - 68.9 (31-of-45), Peyton Manning, vs. Indianapolis (2/7/10)

LONGEST SCORING PASS
SAINTS - 88, **Drew Brees** to Reggie Bush, at Chicago (1/21/07)
Opponent - 75, Jeff Garcia to Donté Stallworth, vs. Philadelphia (1/13/07)

LONGEST NON-SCORING PASS
SAINTS - 50, Aaron Brooks to Willie Jackson, vs. St. Louis (12/30/00)
Opponent - 47, Alex Smith to Vernon Davis, at San Francisco (1/14/12)

MOST INTERCEPTIONS
SAINTS - 3, Bobby Hebert, vs. Philadelphia (1/3/93)
Opponent - 3, Kurt Warner, vs. St. Louis (12/30/00)

Receiving

MOST RECEPTIONS
SAINTS - 15, **Darren Sproles**, at San Francisco (1/14/12) - **NFL playoff record**
Opponent - 12, Calvin Johnson, vs. Detroit (1/7/12)

MOST YARDS GAINED
SAINTS - 144, Quinn Early, vs. Philadelphia (1/3/93)
Opponent - 211, Calvin Johnson, vs. Detroit (1/7/12)

MOST TOUCHDOWNS
SAINTS - 3, Willie Jackson, vs. St. Louis (12/30/00) **- tied NFL playoff record**
Opponent - 2 (6x), Michael Haynes, vs. Atlanta (12/28/91); Fred Barnett, vs. Philadephia (1/3/93); Randy Moss, at Minnesota (1/6/01); John Carlson, at Seattle (1/8/11); Calvin Johnson, vs. Detroit (1/7/12); Vernon Davis, at San Francisco (1/14/12)

Interceptions

MOST INTERCEPTIONS
SAINTS - 2 (2x), Sammy Knight, vs. St. Louis (12/30/00); **Jabari Greer**, vs. Detroit (1/7/12)
Opponent - 2, Eric Allen, vs. Philadelphia (1/3/93)

LONG INTERCEPTION RETURN
SAINTS - 74t, Tracy Porter, vs. Indianapolis (2/7/10)
Opponent - 31, Deion Sanders, vs. Atlanta (12/28/91)

MOST YARDS ON INTERCEPTIONS
SAINTS - 74 (1 int.), Tracy Porter, vs. Indianapolis (2/7/10)
Opponent - 41 (1 int.), Dashon Goldson, at San Francisco (1/14/12)

TOUCHDOWNS
SAINTS - 1, Tracy Porter (74 yds.), vs. Indianapolis (2/7/10)
Opponent - 1, Eric Allen (18 yds.), vs. Philadelphia (1/3/93)

Kickoff Returns

MOST RETURN YARDS
SAINTS - 143, **Courtney Roby**, vs. Minnesota (1/24/10)
Opponent - 139, LaRod Stephens-Howling, vs. Arizona (1/16/10)

MOST RETURNS
SAINTS - 7, Fred McAfee, at Minnesota (1/6/01)
Opponent - 5 (3x), Tony Horne, vs. St. Louis (12/30/00); LaRod Stephens-Howling, vs. Arizona (1/16/10); Chad Simpson, vs. Indianapolis (2/7/10)

LONG RETURN
SAINTS - 61, **Courtney Roby**, vs. Minnesota (1/24/10)
Opponent - 39, Dennis Gentry at Chicago (1/6/91)

TOUCHDOWNS
SAINTS - none
Opponent - none

INDIVIDUAL PLAYOFF RECORDS

Punt Returns

MOST RETURN YARDS
SAINTS - 109, Reggie Bush, vs. Arizona (1/16/10)
Opponent - 143, Anthony Carter, vs. Minnesota (1/3/88)

MOST RETURNS
SAINTS - 3 (5x), Patrick Newman, vs. Philadelphia (1/3/93); Chad Morton, vs. St. Louis (12/30/00); Chad Morton, at Minnesota (1/6/01); Reggie Bush, vs. Arizona (1/16/10); **Darren Sproles**, at San Francisco (1/14/12)
Opponent - 6, Anthony Carter, vs. Minnesota (1/3/88)

LONG RETURN
SAINTS - 83t, Reggie Bush, vs. Arizona (1/16/10)
Opponent - 84t, Anthony Carter, vs. Minnesota (1/3/88)

TOUCHDOWNS
SAINTS - 1, Reggie Bush (83 yds.), vs. Arizona (1/16/10)
Opponent - 1, Anthony Carter (84 yds.), vs. Minnesota (1/3/88)

Punting

MOST PUNTS
SAINTS - 7, **Thomas Morstead**, vs. Minnesota (1/24/10)
Opponent - 8, Andy Lee, at San Francisco (1/14/12)

MOST YARDS
SAINTS - 359, **Thomas Morstead**, vs. Minnesota (1/24/10)
Opponent - 396, Andy Lee, at San Francisco (1/14/12)

HIGHEST GROSS AVERAGE
SAINTS - 54.0, Tommy Barnhardt, vs. Atlanta (12/28/91)
Opponent - 51.2, Jeff Feagles, vs. Philadelphia (1/3/93)

LONG PUNT
SAINTS - 66, **Thomas Morstead**, vs. Arizona (1/16/10)
Opponent - 66, Brad Maynard, vs. Chicago (1/21/07)

MOST PUNTS INSIDE THE 20
SAINTS - 4, **Thomas Morstead**, vs. Minnesota (1/24/10)
Opponent - 4 (2x), Brad Maynard, vs. Chicago (1/21/07); Andy Lee, at San Francisco (1/14/12)

Field Goals

MOST MADE
SAINTS - 3 (2x), **Garrett Hartley**, vs. Indianapolis (2/7/10); **Garrett Hartley**, at Seattle (1/8/11)
Opponent - 3 (3x), Chuck Nelson, vs. Minnesota (1/3/88); Kevin Butler, at Chicago (1/6/91); David Akers, at San Francisco (1/14/12)

MOST ATTEMPTS
SAINTS - 4, Morten Andersen at Chicago (1/6/91)
Opponent - 4, Kevin Butler, at Chicago (1/6/91)

LONGEST FIELD GOAL MADE
SAINTS - 48, John Kasay, at San Francisco (1/14/12)
Opponent - 44, Gary Anderson, at Minnesota (1/6/01)

Defense

MOST COMBINED TACKLES
SAINTS - 12 (3x), Sam Mills, at Chicago (1/6/91); Scott Shanle, vs. Minnesota (1/24/10); Darren Sharper, vs. Minnesota (1/24/10)
Opponent - 15, Stephen Tulloch, vs. Detroit (1/7/12)

MOST SOLO TACKLES
SAINTS - 12, Sam Mills, at Chicago (1/6/91)
Opponent - 10, Dwayne Rudd, at Minnesota (1/6/01)

MOST SACKS
SAINTS - 2, Renaldo Turnbull, at Chicago (1/6/91); Frank Warren, vs. Atlanta (12/28/91)
Opponent - 2, Darwin Walker, vs. Philadelphia (1/13/07)

Miscellaneous

LONGEST SCORING DRIVE - PLAYS
SAINTS - 19, vs. Atlanta (12/28/91)
Opponent - 16, at Chicago (1/6/91)

LONGEST SCORING DRIVE - YARDS
SAINTS - 93, at Chicago (1/21/07)
Opponent - 96, vs. Indianapolis (2/7/10)

LONGEST SCORING DRIVE - TIME ELAPSED
SAINTS - 10:49, vs. Atlanta (12/28/91)
Opponent - 8:31, at Chicago (1/6/91)

SAINTS 100-YARD RUSHING GAMES
143, Deuce McAllister, vs. Philadelphia (1/13/07)

OPPONENT 100-YARD RUSHING GAMES
131, Marshawn Lynch, at Seattle (1/8/11)
123, Thomas Jones, at Chicago (1/21/07)
122, Adrian Peterson, vs. Minnesota (1/24/10)
116, Brian Westbrook, vs. Philadelphia (1/13/07)
105, Heath Sherman, vs. Philadelphia (1/3/93)
102, Neal Anderson, at Chicago (1/6/91)

SAINTS 300-YARD PASSING GAMES
466, **Drew Brees**, vs. Detroit (1/7/12)
462, **Drew Brees**, at San Francisco (1/14/12)
404, **Drew Brees**, at Seattle (1/8/11)
354, **Drew Brees**, at Chicago (1/21/07)

OPPONENT 300-YARD PASSING GAMES
380, Matthew Stafford, vs. Detroit (1/7/12)
365, Kurt Warner, vs. St. Louis (12/30/00)
333, Peyton Manning, vs. Indianapolis (2/7/10)
310, Brett Favre, vs. Minnesota (1/24/10)
302, Daunte Culpepper, at Minnesota (1/6/01)

SAINTS 100-YARD RECEIVING GAMES
142, Willie Jackson, vs. St. Louis (12/30/00)
120, **Marques Colston**, vs. Detroit (1/7/12)
118, **Marques Colston**, at San Francisco (1/14/12)
132, Reggie Bush, at Chicago, (1/21/07)
125, Willie Jackson, at Minnesota (1/6/01)
118, **Darren Sproles**, at San Francisco (1/14/12)
111, Robert Meachem, vs. Detroit (1/7/12)
106, Chad Morton, at Minnesota (1/6/01)
103, **Jimmy Graham**, at San Francisco (1/14/12)

OPPONENT 100-YARD RECEIVING GAMES
211, Calvin Johnson, vs. Detroit (1/7/12)
180, Vernon Davis, at San Francisco (1/14/12)
144, Michael Haynes, vs. Atlanta (12/28/91)
127, Issac Bruce, vs. St. Louis (12/30/00)
121, Randy Moss, at Minnesota (1/6/01)
120, Cris Carter, at Minnesota (1/6/01)
102, Fred Barnett, vs. Philadelphia (1/3/93)
102, Bernard Berrian, vs. Minnesota (1/24/10)

TEAM PLAYOFF RECORDS

Saints	Category	Opponents
45 (2x), last vs. Detroit (1/7/12)	**Points**	44 vs. Minnesota (1/3/88)
34, vs. Detroit (1/7/12)	**FIRST DOWNS**	31, vs. Minnesota (1/24/10)
15, vs. Philadelphia (1/13/07)	**Rushing**	14, vs. Minnesota (1/3/88)
23, at San Francisco (1/14/12)	**Passing**	20, vs. Detroit (1/7/12)
4, vs. Atlanta (12/28/91)	**Penalty**	4, vs. Minnesota (1/24/10)
8 (15 att.), vs. Atlanta (12/28/91)	**3rd Down Conversions**	10 (17 att.), at Minnesota (1/6/01)
3 (4 att.), vs. Detroit (1/7/12)	**4th Down Conversions**	2 (2 att.), at Chicago (1/21/07)
626, vs. Detroit (1/7/12)	**TOTAL NET YARDS**	475, vs. Minnesota (1/24/10)
83, at Seattle (1/8/11)	**Total Offensive Plays**	86, vs. Minnesota (1/3/88)
7.7, vs. Detroit (1/7/12)	**Average Gain**	7.8, vs. Detroit (1/7/12)
208, vs. Philadelphia (1/13/07)	**NET RUSHING YARDS**	210, vs. Minnesota (1/3/88)
37, vs. Philadelphia (1/13/07)	**Attempts**	50, vs. Minnesota (1/3/88)
5.6, vs. Philadelphia (1/13/07)	**Average Gain**	6.7, vs. Arizona (1/16/10)
459, vs. Detroit (1/7/12)	**NET PASSING YARDS**	380, vs. Detroit (1/7/12)
3 (27 yds.), at San Francisco (1/14/12)	**Sacked (Yards)**	6 (42 yds.), vs. Minnesota (1/3/88)
466, vs. Detroit (1/7/12)	**TOTAL PASSING YARDS**	380, vs. Detroit (1/7/12)
63, vs.San Francisco (1/14/12)	**Attempts**	46, vs. Minnesota (1/24/10)
40, at San Francisco (1/14/12)	**Completions**	31, vs. Indianapolis (2/7/10)
4, vs. Minnesota (1/3/88)	**Interceptions**	3, vs. St. Louis (12/30/00)
10.2, vs. Detroit (1/7/12)	**Average Gain**	9.7, at Minnesota (1/6/01)
7, vs. Minnesota (1/24/10)	**Punts**	8, at San Francisco (1/14/12)
54.0, vs. Atlanta (12/28/91)	**Average**	51.2, vs. Philadelphia (1/3/93)
212, vs. Minnesota (1/24/10)	**TOTAL RETURN YARDAGE**	188, vs. Minnesota (1/3/88)
109, vs. Arizona (1/16/10)	**Punt Return Yards**	143, vs. Minnesota (1/3/88)
183, vs. Minnesota (1/24/10)	**Kickoff Return Yards**	139, vs. Arizona (1/16/10)
74, vs. Indianapolis (2/7/10)	**Interception Return Yards**	41, at San Francisco (1/14/12)
9, vs. Minnesota (1/24/10)	**Penalties**	9, vs. St. Louis (12/30/00)
88, vs. Minnesota (1/24/10)	**Penalty Yards**	60 (2x), last at Minnesota (1/6/01)
4 (2x), last vs. Chicago (1/21/07)	**Fumbles**	6, vs. Minnesota (1/24/10)
3 (2x), last at San Francisco (1/14/12)	**Fumbles Lost**	3, vs. Minnesota (1/24/10)
6 (2x), last vs. Detroit (1/7/12)	**TOUCHDOWNS**	5 (2x), last at Seattle (1/8/11)
3, vs. Detroit (1/7/12)	**Rushing**	4, vs. Chicago (1/21/07)
4, at San Francisco (1/14/12)	**Passing**	4, at Seattle (1/8/11)
1 (2x), last vs. Indianapolis (2/7/10)	**Returns**	1 (2x), last vs. Philadelphia (1/3/93)
37:36, vs. Detroit (1/7/12)	**TIME OF POSSESSION**	41:18, vs. Minnesota (1/3/88)





HISTORY

1966

Nov. 1 - National Football League awarded 16th franchise to New Orleans as NFL Commissioner **Pete Rozelle** made the announcement at New Orleans' Pontchartrain Hotel...the *New Orleans States-Item* headline that afternoon was "N.O. Goes Pro!"; **Dec. 15** - **John W. Mecom, Jr.** becomes majority stockholder-president of franchise; **Dec. 22** - **Victor E. Schwenk** appointed director of player personnel; **Dec. 27** - **Tom Fears** named franchise's first head coach.

1967

Jan. 9 - New Orleans' NFL franchise nicknamed Saints; **Jan. 27** - Saints signed first player, former University of Mississippi and Los Angeles Rams K **Paige Cothren**; **Feb. 9** - Saints select 42 players in expansion draft; **March 8** - First season-ticket drive launched...Saints sell 20,000 on first day & 33,400 before first game; **March 14** - Saints make Alabama FB **Leslie Kelley** top choice in NFL Draft; **July 1** - Rookies report for first training camp at San Diego's Cal Western; **July 6** - FB **Jim Taylor** signs with Saints; **July 10** - Veterans join rookies at training camp; **July 16** - DE **Doug Atkins** joined Saints in trade with the Chicago Bears; **July 20** - **Bert Rose** named general manager; **Aug. 2** - Saints lost to Los Angeles Rams, 16-7 in first preseason game at Anaheim, Calif.; **Aug. 12** - Saints score first preseason victory by beating the St. Louis Cardinals, 23-14, at Shreveport, La.; **Sept. 9** - Saints record first preseason win in New Orleans, downing the Atlanta Falcons, 27-14 ... the victory gave New Orleans a 5-1 preseason record, best ever for an expansion team; **Sept. 17** - Saints open first regular season schedule in style as rookie RB **John Gilliam** returned the opening kickoff 94 yards for a touchdown, but lost to the L.A. Rams, 27-13 in front of 80,879 at Tulane Stadium; **Nov. 5** - Saints record first regular season win, beating the Philadelphia Eagles at Franklin Field, 31-24, as WR **Walt Roberts** scores 3 touchdowns; **Dec. 17** - Saints defeat the Washington Redskins, 30-14, to wind up with a 3-11 record which tied the record for most wins by a first-year expansion franchise, with an average of 75,463 filling Tulane Stadium.

1968

Jan. 21 - CB **Dave Whitsell** represented the Saints as the club's first Pro Bowl selection; **March 29** - **Victor E. Schwenk** named general manager; **Dec. 15** - Saints beat the Pittsburgh Steelers in season's final game to emerge with 4-9-1 record and third place finish in Century Division.

1969

Jan. 19 - DT **Dave Rowe** was club's Pro Bowl selection; **Feb. 9** - NFL 16-year veteran DE **Doug Atkins** receives Vince Lombardi Award as NFL's most dedicated player; **Oct. 5** - At the Los Angeles Rams, K **Tom Dempsey** kicks a 55-yard field goal, the Saints' longest to date...the kick was the NFL's longest of season and one yard shy of tying the NFL mark; **Nov. 2** - Saints snap six-game losing streak at St. Louis, 51-42...game set NFL record of most total passing touchdowns in a game as the Saints' **Billy Kilmer** and the Cardinals' **Charlie Johnson** connected on six each; **Nov. 16** - **Dempsey** boots four field goals against the N.Y. Giants, hitting his fourth with :11 left to pull out a 25-24 victory; **Dec. 21** - Saints close season with 27-24 win over Pittsburgh to bring record to 5-9, their best victory total to date...**Danny Abramowicz** wins NFL receiving honors with 73 catches for 1,015 yards and 7 touchdowns...**Atkins** retired after 17 NFL seasons.

1970

Jan. 16 - In realignment of NFC, Saints form Western Division with the Los Angeles Rams, San Francisco 49ers and the Atlanta Falcons; **Jan. 18** - RB **Tony Baker,** K **Tom Dempsey,** G **Jake Kupp** and RB **Andy Livingston** represented the Saints at the Pro Bowl, with head coach **Tom Fears** coaching the East squad; **Aug. 8** - **Fears**, a nine-year star wide receiver with the L.A. Rams, inducted into the Pro Football Hall of Fame...on the same day, the Saints beat Minnesota in the Hall of Fame Game, the franchise's first appearance in the contest; **Nov. 3** - **J.D. Roberts** replaces **Fears** to become the second head coach in Saints' history; **Nov. 8** - **Dempsey** kicked an NFL-record 63-yard field goal on the game's final play to defeat Detroit, 19-17, in Roberts' first game as head coach...the holder was **Joe Scarpati** & **Jackie Burkett** was the snapper...Dempsey, born without toes on his right foot, wore a heavy square-toed kicking shoe. **Dec. 21** - Saints complete their fourth season with a 2-11-1 record.

SAINTSTIMELINE

1971

Jan. 28 - Saints drafted Ole Miss QB **Archie Manning** with the second overall selection in the NFL Draft; **Aug. 11** - Construction began on the Louisiana Superdome; **Sept. 19** - Saints defeat L.A. Rams in season opener in New Orleans, 24-20...**Manning** made first regular-season start and ran for one-yard touchdown on the final play after he completed 16-of-29 passes for 218 yards and a touchdown; **Oct. 17** - **Manning** rushed for two touchdowns as Saints defeated the Dallas Cowboys, 24-20 before 83,088 at Tulane Stadium; **Dec. 10** - General manager **Victor E. Schwenk** relieved of his duties; **Dec. 19** - Saints finish season with 4-8-2 record.

1972

Jan. 7 - **Richard F. Gordon** retired from U.S. Navy aerospace program & was appointed executive VP of the Saints; **Sept. 25** - Saints made first appearance on ABC's Monday Night Football, losing to Kansas City, 20-17. **Dec. 19** - Saints finish season with 2-11-1 record.

1973

Jan. 29 - Saints selected Oklahoma DE **Derland Moore** as the club's first selection of the NFL Draft (second round-29th overall); **Aug. 26** - **John North** replaced **J.D. Roberts** and became the third head coach in team history; **Sept. 25** - Saints traded WR **Danny Abramowicz** to the San Francisco 49ers for their fourth & fifth round selections in the 1974 draft; **Nov. 4** - Saints scored first-ever shutout as they blanked Buffalo 13-0 in Tulane Stadium; **Dec. 16** - Saints finished season with a 5-9 mark, which tied the best record to date for the franchise.

1974

Dec. 8 - Saints shut out the St. Louis Cardinals 14-0 in the franchise's final game in Tulane Stadium...Saints ended their eight-season stay in their first home with a 23-32-1 home record; **Dec. 15** - Saints finished the season with a 5-9 record.

1975

Aug. 3 - Louisiana Superdome is dedicated; **Aug. 9** - The first football game is played in the Superdome as the Houston Oilers beat the Saints, 13-7 in a preseason contest before 72,434; **Sept. 28** - In the first regular season NFL game in the Superdome, the Saints lost to the Cincinnati Bengals, 21-0, before 52,531 spectators. **Oct. 27** - **Ernie Hefferle**, Saints' director of pro personnel, named as interim head coach after **John North** was relieved of his duties... **Hefferle** became the fourth head coach in Saints history.

1976

Jan. 20 - Saints hired **Hank Stram** as the club's fifth head coach; **Jan. 26** - New Orleans hosted the Pro Bowl; **April 8** - Saints selected California RB **Chuck Muncie** in the first round of the NFL Draft; **July 24** - FB **Jim Taylor**, who played his final NFL season with the Saints in 1967, was inducted into the Pro Football Hall of Fame; **Sept. 26** - **Stram** gained his first victory with the Saints, 27-17 on the road over his old team, Kansas City; **Nov. 21** - Saints beat Seattle on the road, 51-27 to tie the club record for most points scored in a game; **Dec. 12** - Under **Stram**, the Saints end the season with 4-10 overall record.

1977

Dec. 18 - Saints finish with 5-11 record...RB **Chuck Muncie** set club single-season rushing mark with 811 yards and TE **Henry Childs** set the Saints single-season TD record with nine.

1978

Jan. 28 - **Hank Stram** is relieved of his duties as Saints head coach; **Feb. 6** - **Dick Nolan** is hired as the Saints' sixth head coach; **June 11** - QB **Archie Manning** won the NFL's Byron (Whizzer) White Award for his contributions to team, community & country; **Aug. 5** - Saints beat Philadelphia, 14-7 in an exhibition game in Mexico City, the first NFL game played south of the U.S. border; **Dec. 17** - Saints ended season with a 7-9 record, setting a club mark for wins. **Manning** named NFC MVP by both *The Sporting News* & UPI & was selected to the Pro Bowl.

1979

June 5 - Saints moved administrative offices from Lee Circle to Superdome; **Oct. 14** - Saints set club record for points in one half with 42 in the second half (on six straight possessions) in 42-14 win at Tampa Bay; **Dec. 3** - RB **Chuck Muncie** rushed for 128 yards vs. Oakland in a Monday Night Football matchup at the Superdome to become first Saint to surpass 1,000-yard milestone on the way to a 1,198-yard season; **Dec. 16** - Saints ended the season with an 8-8 record after beating eventual NFC champion Rams, 29-14, setting a new club mark for wins; **Dec. 20** - **Steve Rosenbloom** was selected as executive VP & general manager of the Saints.

1980

Jan. 27 - RB **Chuck Muncie** is selected as Pro Bowl MVP...Saints had a then club-record five Pro Bowl players as QB **Archie Manning**, S **Tommy Myers**, WR **Wes Chandler** and TE **Henry Childs** joined **Muncie**; **April 29** - Saints selected Colorado T **Stan Brock** with their first selection in the NFL Draft...CB **David Waymer** was the club's second round selection; **Oct. 7** - Saints traded **Muncie** to the San Diego Chargers for the Chargers' second-round selection in 1981 which the Saints later used to select Pittsburgh LB **Rickey Jackson**; **Nov. 24** - After a 27-7 loss to the Los Angeles Rams on Monday Night Football, head coach **Dick Nolan** was relieved of his duties; **Nov. 25** - **Dick Stanfel** replaced **Nolan** in the interim and became the Saints' seventh head coach.

1981

Jan. 20 - General manager **Steve Rosenbloom** resigned; **Jan. 22** - **O.A. (Bum) Phillips** is announced as the Saints' eighth head coach; **April 28** - Saints select South Carolina RB and 1980 Heisman Trophy winner **George Rogers** with the first overall choice in NFL Draft...Rogers is one of 17 selections by Saints...with a second round pick, they would choose Pittsburgh LB **Rickey Jackson**, in what would turn out to be one of the franchise's top drafts...future cornerstones in DE **Frank Warren** (third round), TE **Hoby Brenner** (third round) and DT **Jim Wilks** (12th round) would also come out of the draft; **April 28** - In his second career game, **Rogers** carries 29 times for a then-club record 162 yards to lead Saints to a 23-17 win vs. the L.A. Rams; **Nov. 8** - Saints defeated NFC West rival L.A. Rams, 21-13, at Anaheim Stadium to complete series sweep for first time in Saints history; **Dec. 20** - **Rogers** gained 107 yards in 21-17 loss to San Francisco and became the NFL's rushing champion (and all-time rookie rusher) with 1,674 yards on the season...Saints finished with a 4-12 mark.

1982

Jan. 31 - RB **George Rogers** is selected to the Pro Bowl; **Feb. 17** - **O.A. (Bum) Phillips** is named general manager in addition to his head coach title; **Aug. 7** - Former DE **Doug Atkins**, who played the final three seasons of his career with the Saints from 1967-69, was inducted into the Pro Football Hall of Fame; **Aug. 25** - Veteran QB **Ken Stabler** signed with Saints as a free agent; **Sept. 17** - QB **Archie Manning** was traded to the Houston Oilers for T **Leon Gray**; **Sept. 20** - NFL players went on strike...seven games were cancelled due to the strike; **Nov. 21** - NFL games resumed as the Saints defeated Kansas City, 27-17, at the Superdome; **Dec. 19** - RB **George Rogers** ran for 166 yards at Dallas.

1983

Jan. 2 - Saints defeat Atlanta, 35-6 in the Superdome in a rescheduled game that concluded the nine-game season with a 4-5 record...Saints narrowly missed the playoffs in a complicated labyrinth of tie-breakers; **Sept. 4** - RB **George Rogers** set team single-game rushing record with 206 yards on 24 carries in 38-17 opening day win over the St. Louis Cardinals; **Sept. 18** - Saints defeated Chicago, 34-31 at the Superdome in overtime for the first sudden death victory in franchise history; **Dec. 18** - Saints narrowly miss the playoffs when the Rams' Mike Lansford kicked a 42-yard field goal with :06 left for a 26-24 Los Angeles victory at the Superdome...the Saints finished the season 8-8 with the NFC's second-ranked overall defense and the NFL's top defense against the pass.

1984

Jan. 29 - LB **Rickey Jackson** plays in his first Pro Bowl; **Oct. 9** - Saints acquired RB **Earl Campbell** from Houston for Saints' first-round draft choice in 1985; **Oct. 22** - QB **Ken Stabler**

announced his retirement; **Nov. 19** - Saints record first-ever win on prime time with a 27-24 Monday Night Football victory over the Pittsburgh Steelers in the Superdome; **Nov. 26** - Saints owner **John W. Mecom Jr.** announced that the Saints were for sale for the non-negotiable price of $75 million; **Dec. 15** - Saints finished the season 7-9.

1985

Jan. 27 - LB **Rickey Jackson**, DE **Bruce Clark** and P **Brian Hansen** represent the Saints at the Pro Bowl; **Feb. 14 -** Negotiations for the sale of the Saints between **John Mecom, Jr.** and Chicago's **A.N. Pritzker** broke off, suddenly thrusting **Tom Benson**, negotiating in a secondary position for several weeks, to the forefront; **March 12 -** New Orleanian **Benson** reached agreement with **Mecom** for the sale of the Saints; **April 26 -** Saints traded RB **George Rogers** and their fifth-, 10th-, and 11th-round selections in the 1985 draft to the Washington Redskins for their top draft pick; **May 31 -** Ownership was transferred from **Mecom** to **Benson** for the sale price of $70.204 million. **Benson** becomes managing general partner of the Saints; **Sept. 22 -** Saints defeat Tampa Bay 20-13 at the Superdome in the first win of **Benson**'s ownership; **Nov. 25 -** Saints head coach **O.A. (Bum) Phillips** resigned as his son, defensive coordinator **Wade Phillips**, was named interim head coach, the ninth head coach in club history.

1986

Jan. 14 - With **Tom Benson** now able to insert his management team, **Jim Finks** is named president/general manager and joined in franchise ownership; **Jan 28 - Jim Mora** named the Saints' 10th head coach; **Feb. 2 -** LB **Rickey Jackson** and K **Morten Andersen** are the Saints representatives for the Pro Bowl; **April 29 -** Saints selected Virginia T **Jim Dombrowski** with their first pick in the NFL Draft...RB **Dalton Hilliard** was picked in the second round, while RB **Reuben Mayes** and LB **Pat Swilling** were third round draft choices; **Sept. 21 - Mel Gray** broke team record with 101-yard kickoff return for a TD at San Francisco...the return was the Saints' first for a score since 1977; **Nov. 9 -** Saints record fifth shutout in team history in a 6-0 win over the Los Angeles Rams; **Dec. 7 -** RB **Rueben Mayes** broke the team's single-game rushing record with 207 yards vs. the Miami Dolphins, but his final gain was called back along with the winning TD...the Saints lost 31-27 thriller as **Mayes** finished with 203 rushing yards. **Dec. 21 -** Saints finished season at 7-9...**Mayes** finished with 1,353 yards rushing (fourth in the NFL) and is named consensus Rookie of the Year...he was named to the Pro Bowl along with **Jackson** and **Andersen**.

1987

Sept. 21 - NFL Players Association announced that players would be on strike following the weekend's games; **Oct. 4 -** Saints defeated the Los Angeles Rams, 37-10, in Superdome before 29,745 fans in club's first replacement game...QB **John Fourcade**, a New Orleans native, led Saints to the win with two TD passes; **Oct 15 -** NFL Players Association announced that the strike is over, but not in time to play the coming weekend's games; **Oct. 18 -** Saints beat Chicago, 19-17, on four **Florian Kempf** FGs in the final replacement game played by the Saints...the replacements posted a 2-1 record; **Oct. 25 -** Saints fall to San Francisco, 24-22, in a Superdome thriller...following the game, head coach **Jim Mora** made his highly-publicized "coulda, woulda, shoulda" proclamation to the media; **Nov. 1 -** On the franchise's 22nd birthday, Saints posted the largest margin of victory in franchise history to date, shutting out Atlanta 38-0...the win was the first in team-record nine consecutive triumphs to close out the season; **Nov. 29 -** Saints held on with two magnificent goal-line stands in the final quarter to defeat Pittsburgh, 20-16...the victory ensured Saints' first winning record ever; **Dec. 6 -** Saints beat Tampa Bay, 44-34, to lock up team's first playoff appearance; **Dec. 13 -** Saints won seventh straight, 24-10, over the Houston Oilers which gave the Saints home field in the NFC Wild Card game; **Dec. 20 -** Down 24-3 in the second quarter, the Saints rallied behind backup QB **Dave Wilson** for a 31-24 win at Cincinnati, the biggest come-from-behind effort at the time in Saints' history; **Dec. 27 -** Saints beat Green Bay, 33-24, to close with 12-3 record...later that night, San Francisco won their final game which kept the Saints from winning their first division title and gaining home-field advantage in the NFC playoffs.

1988

Jan. 3 - Saints jump out to a 7-0 lead, but Minnesota took a 31-10 halftime advantage on the way to a 44-10 win over New Orleans in the NFC Wild Card game at the Superdome; **Feb. 7 -** A then-club-record six Saints – K **Morten Andersen**, TE **Hoby Brenner**, G **Brad Edelman**, RB **Rueben Mayes**, LB **Sam Mills** and CB **Dave Waymer** – were tabbed for the Pro Bowl...President/General

Manager **Jim Finks** was honored as the Sporting News NFL Executive of the Year and coach **Jim Mora** was a unanimous choice for NFL Coach of the Year; **Nov. 20 -** Saints score what was the biggest win in team history in 42-0 romp over the Denver Broncos...the win clinched the Saints' second consecutive winning season; **Dec. 18 -** Saints finish the season with a 10-6 record.

1989

Jan 29 - K **Morten Andersen**, WR **Eric Martin** and LB **Sam Mills** were the Saints' Pro Bowl selections; **April 23 -** The Saints selected Arkansas DE **Wayne Martin** with their first selection in the NFL Draft; **July 6 -** NFL owners meet in Chicago for a first vote for a successor to retiring commissioner **Pete Rozelle**...Saints President/General Manager **Jim Finks**, the only candidate, falls just short of the votes needed for election; **Sept. 10 -** Saints score only opening-day shutout in team history with 28-0 win over Dallas in the Superdome; **Oct. 26 -** NFL owners select **Paul Tagliabue** to succeed **Pete Rozelle** as league commissioner; **Nov. 20 - Tagliabue** appoints **Finks** as chairman of the NFL Competition Committee; **Dec. 24 -** A 41-6 win over Indianapolis gave the Saints a 9-7 record, the Saints' third straight winning season...RB **Dalton Hilliard**, along with LBs **Vaughan Johnson** and **Pat Swilling** were selected to represent the Saints in the Pro Bowl.

1990

Aug. 5 - Saints beat the Raiders, 17-10 in American Bowl in London's Wembley Stadium; **Dec. 31 -** On New Year's Eve, a national TV audience saw K **Morten Andersen** kick a 24-yard field goal with :02 left to beat the Los Angeles Rams 20-17 which evened the Saints' final record at 8-8 and gave the club a berth in the playoffs.

1991

Jan. 6 - Chicago defeats the Saints, 16-6, in the NFC Wild Card game at Soldier Field; **Feb. 3 -** K **Morten Andersen** and LBs **Vaughan Johnson** and **Pat Swilling** represented the Saints in the Pro Bowl; **July 27 -** RB **Earl Campbell**, who played his final two seasons with the Saints from 1984-85, was inducted into the Pro Football Hall of Fame; **Sept. 8 -** The Saints defeated Kansas City, 17-0 for the first 2-0 start in team history...the Saints win seven straight games to open the season; **Dec. 16 -** A 27-0 win over the L.A. Raiders broke a four-game losing streak, clinched a playoff spot and kept the Saints in the hunt for the NFC West title; **Dec. 22 -** In Phoenix, the Saints beat the Cardinals, 27-3 and won their first NFC West title with an 11-5 record, posting the second most wins in club history to date...the defense allowed the fewest points (211) in the league and were second in yards allowed; **Dec. 29 -** The Falcons came from behind to defeat New Orleans 27-20 at the Superdome in an NFC Wild Card playoff.

1992

Feb. 2 - Four Saints were chosen for the Pro Bowl...LBs **Vaughan Johnson**, **Sam Mills** and **Pat Swilling** were named starters, the most linebackers from a team in league history...special teams standout **Bennie Thompson** also made the trip to Honolulu; **Dec. 3 -** A close 22-14 win over the Atlanta Falcons finished a three-game, 11-day stretch which put the Saints in the playoffs for the third consecutive year; **Dec. 26 -** The Saints clinched home-field advantage in the NFC Wild Card game with a 20-0 win over the New York Jets on the road...the Saints finished with a team-best 12-4 mark and led the NFL in least points allowed with a club-record 202...New Orleans also led the NFL in most sacks (57) and least sacks allowed (15), the first time since 1977 that a club led the league in both categories.

1993

Jan. 3 - With the Saints holding a 20-7 lead in the third quarter, the Philadelphia Eagles roared back with 26 fourth-quarter points to win the NFC Wild Card game, 36-20, over the Saints at the Superdome; **Feb. 7 -** Six Saints – LBs **Rickey Jackson**, **Vaughan Johnson**, **Sam Mills** and **Pat Swilling**, K **Morten Andersen** and C **Joel Hilgenberg** – participated in the Pro Bowl, with four linebackers selected from the same team for the first time; **April 25 - Swilling** was traded by the Saints to Detroit for the their first- and fourth-round picks in the 1993 NFL Draft...The Saints picked T **William Roaf** with the eighth overall selection; **April 29 -** At a press conference, Owner **Tom Benson** announces that President/General Manager **Jim Finks** has been diagnosed with cancer. **Finks** entered the hospital on April 26, after the NFL Draft...**Benson** takes over temporarily in Finks' position during his absence; **May 19 -** A sports bill calling in part for renovations to the Louisiana Superdome and a new practice facility for the Saints passes state lawmakers in a vote

SAINTSTIMELINE

in Baton Rouge; **July 14 - Finks** resigned; **July 31 -** The Saints beat Philadelphia, 28-16, in Tokyo, Japan in the third international exhibition game the Saints have played; **Dec. 28 -** LBs **Renaldo Turnbull**, **Rickey Jackson** and PR/KR **Tyrone Hughes** were chosen to the Pro Bowl...**Hughes** was the fourth rookie in club history to receive the honor.

1994

Jan. 2 - Saints close season with a 20-13 win over Cincinnati to finish 8-8; **April 24 -** The Saints chose Louisville DE **Joe Johnson** with their first pick in the NFL Draft; **May 8 -** After battling lung cancer for over a year, former Saints President/GM **Jim Finks** passed away at his Metairie home at the age of 66; **Oct. 23 -** The Saints beat the L.A. Rams, 37-34 at the Superdome as **Tyrone Hughes** returned two kickoffs for TDs on his way to setting or tying seven team and four NFL records.

1995

Jan. 26 - An early-morning fire caused severe damage at the club's Saints Drive practice facility...The two-alarm fire forced the team to move its operation out of the main building that was constructed in 1967; **Feb. 5 -** DE **Wayne Martin** and T **William Roaf** participated in Pro Bowl as first-time selections; **March 13 -** The Superdome Commission approves the sale of $14.5 million in bonds that will go toward the construction of a new practice facility for the Saints in Metairie; **June 8 -** Groundbreaking ceremonies are held for the Saints' new practice facility on Airline Drive in Metairie; **July 29 -** The late **Jim Finks**, who served as the Saints' President/General Manager from 1986-93, was inducted into the Pro Football Hall of Fame.

1996

Jan. 12 - Bill Kuharich, Vice President of Football Operations was promoted to Vice President/General Manager; **Feb. 4 -** T **William Roaf** and CB **Eric Allen** participated in Pro Bowl; **April 15 -** For the first time in club history, the entire Saints organization is housed under one roof with the move to the club's new facility at 5800 Airline Drive in Metairie; **Oct. 21 -** After a 19-7 defeat to the Carolina Panthers a day earlier, Saints head coach **Jim Mora**, the longest-tenured coach in all of professional sports at the time, resigned after 10 years with the club...**Mora**, who led the Saints to their first winning seasons and first playoff appearances, ended his stay with a short statement thanking owner **Tom Benson** and the Saints fans for their support; **Oct. 23 - Rick Venturi**, the Saints' linebackers coach, was named interim head coach, the 11th head coach in team history; **Dec. 12 -** T **William Roaf** was named as a starter for the NFC in the Pro Bowl, his third consecutive appearance.

1997

Jan. 28 - Bill Kuharich was promoted to President/General Manager/Chief Operating Officer of the Saints...**Mike Ditka** was named the 12th head coach in club history; **Oct. 19 -** The Saints were shut out by the Carolina Panthers, 13-0, which snapped the club's 216-game scoring streak, the fifth-longest in NFL history and the second-longest active streak.

1998

Feb. 1 - T **William Roaf** appeared in his fourth consecutive Pro Bowl; **Dec. 19 - Roaf** is selected to his franchise-record fifth consecutive Pro Bowl along with DE **Joe Johnson**, who would appear in his first.

1999

Jan. 21 - Dick Stanfel, who served as offensive line coach from 1997-98 and 1976-80 and head coach for the last four games of 1980, announced his retirement; **April 17 -** The Saints acquired the fifth overall selection from the Washington Redskins in exchange for the Saints' first- and third- through seventh-round draft choices in 1999 and New Orleans' first- and third-round picks in 2000...With the fifth overall pick, the Saints selected Texas RB **Ricky Williams**, the 1998 Heisman Trophy winner...it marks the first time in NFL history that a single player represented a team's entire draft class; **Dec. 7 -** Owner **Tom Benson** released a statement that said, "I will take whatever steps necessary at the end of the regular season to make the New Orleans Saints a winning franchise."; **Dec. 23 -** T **William Roaf** was named to his sixth consecutive Pro Bowl, tying him for the club record in appearances.

2000

Jan. 2 - The Saints finish the 1999 season with a 3-13 overall record; **Jan. 5 -** Owner **Tom Benson** fired 22 employees, including president/general manager **Bill Kuharich** and head coach **Mike Ditka**; **Jan. 27 - Benson** hired **Randy Mueller** as General Manager of Football Operations; **Feb. 3 -** Former Saints assistant coach and defensive coordinator **Jim Haslett** was named as the 13th head coach in club history; **March 9 -** Saints named Nicholls State University in Thibodaux, La., as their new summer training camp home; **Oct. 8 -** After a 1-3 start, the Saints reeled off a six-game win streak, starting with a 31-10 win at Chicago; **Nov. 26 -** Saints defeat the defending Super Bowl Champion St. Louis Rams on the road, 31-24, for franchise's 200th all-time victory; **Dec. 10 -** Saints set club record for road victories with a 7-1 mark after a 31-27 comeback win at the San Francisco 49ers...QB **Aaron Brooks** sets a team record for quarterbacks with 108 yards rushing on 11 carries...Saints also set NFL record for best road record turnaround after an 0-8 record in 1999; **Dec. 18 -** Saints clinched second NFC West title after St. Louis lost, 38-35 at Tampa Bay...the Saints were the seventh team since 1990 to go from last place to a division title the next season; **Dec. 24 -** Saints wrapped up the regular season with a 10-6 mark...the Saints defense set a club mark with 66 sacks, tied for the fifth-most in NFL history...DT **La'Roi Glover** captured the NFL sack title with a club record-tying 17 while DE **Darren Howard** had a club rookie record 11 sacks...WR **Joe Horn** set club marks for receptions (94) and reception yards (1,340); **Dec. 28 -** DE **Joe Johnson** selected NFL Comeback Player of the Year by the Associated Press after he missed 1999 with a ruptured patellar tendon in his right knee suffered during training camp; **Dec. 30 -** Saints won in postseason for the first time, a 31-28 victory over the St. Louis Rams in a NFC Wild Card Playoff game at the Superdome...WR **Willie Jackson** tied a NFL postseason mark with three TD catches and **Brooks** threw four TD passes...the win was clinched after the Saints' **Brian Milne** recovered a fumbled fair catch by the Rams' **Az-Zahir Hakim** with 1:51 remaining.

2001

Jan. 6 - Saints lost in the NFC Divisional Playoff at the Minnesota Vikings, 34-16 to end the club's storybook 2000 season...head coach **Jim Haslett** was selected as the NFL Coach of the Year by the Associated Press; **Feb. 4 -** Six Saints participated in the Pro Bowl in Honolulu: DT **La'Roi Glover**, DE **Joe Johnson** and T **William Roaf,** who had a club-record seventh appearance, started while WR **Joe Horn**, LB **Mark Fields** and LB **Keith Mitchell** were selected as reserves; **April 21 -** Saints picked Ole Miss RB **Deuce McAllister** with their first selection in the NFL Draft; **Sept. 30 -** Saints played the first NFL game in New York after the attacks of Sept. 11 in a 21-13 loss at the N.Y. Giants.

2002

Feb. 9 - S **Sammy Knight** and DT **La'Roi Glover** started in the Pro Bowl; **March 8 -** Saints traded RB **Ricky Williams** to the Miami Dolphins for a first-round selection in the 2002 draft and a conditional third-round selection in 2003 (upgraded to a first-round pick in 2003 based on Williams' performance); **May 9 -** Saints released General Manager of Football Operations **Randy Mueller** from his contract; **May 13 -** Saints promoted **Mickey Loomis** to General Manager of Football Operations from Director of Football Administration; **Sept. 22** - Saints charge back from 20-point deficit vs. Bears at Memorial Stadium in Champaign, Ill...QB **Aaron Brooks** tossed three TDs in the final three quarters, including a 29-yard scoring toss to WR **Donte' Stallworth** with 1:11 remaining that proved to be the game-winner; **Sept. 29 - Stallworth** became the first rookie in 20 years to catch a TD in his first four NFL games; **Oct. 13 -** At Washington, WR **Michael Lewis** became the seventh player in NFL history – and the first in team record books – to return a punt and a kickoff for a touchdown in the same game in a 43-27 victory...his 286 return yards vs. the Redskins ranked as second-highest in Saints history; **Oct. 20 -** Saints improve to 6-1 with 35-27 win over San Francisco in the Superdome. In the win over the 49ers, **Brooks** passed for three touchdowns and ran for another..five of New Orleans' first six victories came over playoff teams from 2001; **Dec. 29** - RB **Deuce McAllister** rushed for 117 yards on 28 carries in finale vs. Carolina, his eighth 100-yard performance of the season (second-most in club history to the nine RB **George Rogers** posted in 1981)...**Lewis** finished the season with an NFL-record 2,432 yards of combined kickoff and punt return yardage...**Lewis** posted 1,807 yards in kickoff returns and 625 yards in punt returns – both team records...K **John Carney** finished the year with a team-record 130 points...He also tied a team mark with 31 field goals, pulling even with K **Morten Andersen**'s total in 1985.

SAINTSTIMELINE

2003

Feb. 2 - Saints represented in Pro Bowl by WR **Joe Horn,** RB **Deuce McAllister**, KR/PR **Michael Lewis** and special teams ace RB **Fred McAfee**; **April 15** - Club announces 2003 training camp will be held at the team's practice facility in Metairie, La.; **May 13** - Owner **Tom Benson** announces he will bring an Arena Football League expansion franchise to the city, the New Orleans VooDoo; **Sept. 28** - **McAllister** rushes for 101 yards on 17 carries vs. the Indianapolis Colts, beginning a franchise-record streak of nine straight 100-yard performances; **Nov. 2** - Saints win third straight over defending Super Bowl Champion Buccaneers at Tampa Bay, 17-14. In the game, **McAllister** sets a team record with his sixth straight 100-yard game, and DE **Willie Whitehead** finished with three sacks. **Nov. 16** - A 23-20 overtime win over the Atlanta Falcons gives the Saints their 100th victory in the Superdome. **McAllister** sets a team record with 237 yards from scrimmage, including 173 rushing; **Nov. 30** - **McAllister** rushes for 165 yards on 31 carries in a 24-20 victory at Washington, his ninth straight 100-yard game. The streak tied former Chicago RB Walter Payton and Jacksonville RB Fred Taylor for the third-longest in NFL history. He would be held below the milestone the following week vs. Tampa Bay; **Dec. 14** - QB **Aaron Brooks** tossed a career-high five TDs, including a club-record four caught by WR **Joe Horn**, in a 45-7 victory over the New York Giants in a nationally-televised game on ESPN. It marked the first time since 1989 that New Orleans posted over 40 points twice in the same season; **Dec. 21** - In one of the most memorable final plays from scrimmage in NFL history, the Saints pulled off a 75-yard, three-lateral touchdown as time expired to cut Jacksonville's lead to one point. WR **Jerome Pathon** capped the play with a leap into the end zone, but the PAT attempt by K **John Carney** sailed wide right, giving the Jaguars a 20-19 win. **Dec. 28** - **McAllister** has 49 yards in the season-ending victory over Dallas, becoming only the second player in club history to go over 1,600 rushing yards in a season.

2004

Feb. 8 - Saints represented in the Pro Bowl by G **LeCharles Bentley** and RB **Deuce McAllister**; **April 24** - Saints select Ohio State DE **Will Smith** 18th overall in NFL Draft; **Sept. 12** - WR **Joe Horn** had six receptions for 110 yards in opener vs. Seattle, becoming the first Saints wideout to have over 100 yards in 20 games; **Sept. 19** - K **John Carney** kicked three field goals and three PATs vs. San Francisco, giving him 1,446 points to move into 10th place on the NFL's all-time scoring list; **Sept. 26** - In the only overtime game of the season, a 28-25 win at St. Louis, QB **Aaron Brooks** led the Saints 38 yards on four plays in the final minute to set up a game-tying field goal by **Carney** to send the contest into OT...**Carney** connected on a 31-yard attempt on the Saints' opening possession of overtime to seal the victory; **Nov. 14** - **McAllister** rushes for 127 yards on 16 attempts in 27-20 victory vs. Kansas City...his second-quarter touchdown was his fourth straight game with a TD, the longest streak of his career; **Dec. 12** - P **Mitch Berger** wins NFC Special Teams Player of the Week after dropping four punts inside-the-20 in win at Dallas, part of a five-punt, 230-yard performance; **Dec. 19** - RB **Aaron Stecker** returns opening kickoff 98 yards against his former team, Tampa Bay. **Stecker** wins NFC Special Teams Player of the Week; **Dec. 26** - **Horn** and **Berger** voted to the Pro Bowl; **Dec. 26** - WR **Michael Lewis** returned a kickoff 96 yards for a touchdown vs. Atlanta, giving the Saints a comfortable lead in the 26-13 victory...for his efforts, **Lewis** is named NFC Special Teams Player of the Week.

2005

Jan. 2 - Saints close 2004 season as one of the NFL's hottest teams, notching their fourth straight victory with a 21-18 win at Carolina to finish 8-8...WR **Joe Horn** hauled in a 44-yard touchdown, giving him a team-record 11 receiving TDs on the season...a potential game-tying field goal was blocked by DE **Tony Bryant** with four seconds left. **Bryant** became the fifth Saint to win the NFC Special Teams Player of the Week award on the season, and the fourth straight...also, RB **Deuce McAllister** rushes for 140 yards, giving him 1,074 on the season...he becomes the first running back in club history to reach the milestone in three straight years; **August 28** - In anticipation of Hurricane Katrina making landfall on the Gulf Coast, the team and operations staff flew to San Jose, Calif. three days early for the final preseason game at Oakland. The team set up operations in a hotel and practiced at San Jose State University in preparation for the preseason finale; **Sept. 1** - Following a 13-6 loss to the Raiders, players, coaches and football operations staff flew to San Antonio, Texas, where the club would be forced to conduct their day-to-day business for the 2005 season. The team is soon joined by the club's entire staff; **Sept 8** - **Tom Benson** and his family announce the start of the New Orleans Saints Hurricane Katrina Relief Fund to provide aid and assistance to the people of the entire Gulf South region. The fund raised approximately

$1 million to benefit local causes; **Sept. 11** - A 47-yard FG by K **John Carney** with three seconds remaining lifted the Saints to a 23-20 victory at Carolina. After the game, the Saints organization gave game balls to the City of New Orleans and to the Gulf Coast. The presentation capped an emotional trip which began with the reading of a letter to the team from New Orleans Mayor Ray Nagin the night before the contest, a standing pregame ovation from the crowd of 72,920 and culminated by Carney's winning kick. The following week, QB **Aaron Brooks** and **Carney** were featured on the cover of *Sports Illustrated*. **Carney**, who successfully connected on all three of his field goal attempts, was named NFC Special Teams Player of the Week. This marked the fifth consecutive week a Saints player received the honor dating to the last four games of 2005, an NFL record...DE **Will Smith** also became the first Saint to force a fumble in five straight games; **Sept. 19** - New Orleans falls to the New York Giants, 27-10, in a scheduled home game that was moved to Giants Stadium...this would be the first of three stadiums where the Saints would play a home game in 2005...**McAllister** became the club's all-time rushing leader in the contest; **Sept. 25** - The Saints defeat Buffalo, 19-7, before 58,688 fans at the Alamodome in San Antonio, Texas, the team's first home game of the regular season in the location where they practiced; **Oct. 30** - The Saints fall to Miami, 21-6, before 61,643 fans at Tiger Stadium in Baton Rouge, a game which marked the team's return to Louisiana. It was the first regular-season NFL contest played at LSU; **Dec. 7** - The athletic training staff honored the efforts of the coaches, players and staff in the wake of Hurricane Katrina by selecting the entire organization as the recipient of the 2005 Ed Block Courage Award; **Dec. 22** – C **LeCharles Bentley** selected to Pro Bowl; **Dec. 30** – Owner **Tom Benson** announces team will return to Louisiana and their Metairie facility in mid-January.

2006

Jan. 2 – Head coach **Jim Haslett** is relieved of his duties...the team, led by Executive Vice President/General Manager **Mickey Loomis**, immediately begins a coaching search where several candidates are interviewed; **Jan. 10** – Club announces new business management team with the promotions of **Rita Benson LeBlanc** to Owner/Executive VP, **Dennis Lauscha** to Senior VP/CFO, **Ben Hales** to VP of Marketing and Business Development, **Vicky Neumeyer** to VP/General Counsel, and **Mike Stanfield** to VP of Ticket and Suite Sales; **Jan. 17** - The Saints reopened their administrative offices and practice facility in Metairie; **Jan. 18 – Sean Payton** named as the 14th head coach in club history; **Feb. 5 -** The NFL announces Saints will return to the Superdome for their first regular-season home game at the stadium since 2004...it's later announced that they would host the Atlanta Falcons Sept. 25; **Feb. 15 -** 27 Louisiana business leaders join to support the Saints' return to New Orleans to form the Saints Business Council; **March 14 -** The Saints agreed to terms with former San Diego QB **Drew Brees** to a five-year contract, the most notable free-agent acquisition in team history...Saints equipment staff selected as Whitey Zimmerman Memorial Award winner for 2005 in a vote by their peers; **April 29 -** Saints pick RB **Reggie Bush** second overall in the NFL Draft; **July 27 -** Saints open their 2006 training camp at Millsaps College in Jackson, Miss.; **Sept. 10 -** Saints kick off their 40th regular season and first under **Payton** at Cleveland with a 19-14 victory; **Sept. 25 -** In the first contest at the stadium since it was used as a shelter of last resort during Hurricane Katrina, the Saints christened the refurbished Superdome with a 23-3 victory on Monday Night Football...U2 and Green Day performed before the game; **Nov. 19 - Brees** threw for a club-record 510 yards in a 31-16 loss to Cincinnati at the Superdome...the yardage total was the sixth-highest in NFL history and the Saints set a club record with 595 net yards; **Dec. 3 - Bush** tied a team record with four touchdowns (three rushing and one receiving) in a 34-10 win over San Francisco; **Dec. 10 -** On the national stage of Sunday Night Football, the Saints improved to 9-4 with a 42-17 win at Dallas. **Brees** threw five touchdowns; **Dec. 17 -** Despite a 16-10 loss to the Washington Redskins, the Saints clinch their first NFC South title with losses by Atlanta and Carolina. **Dec. 19 - Brees**, T **Jammal Brown** and DE **Will Smith** are voted to the Pro Bowl as starters. The Saints' coaches would join the threesome as the staff for the NFC squad following the season.

2007

Jan. 13 - The Saints defeated Philadelphia, 27-24, in the NFC Divisional Playoffs at the Superdome...RB **Deuce McAllister** rushed for 143 yards and a TD and added a touchdown reception in the second postseason win in club history; **Jan. 21** - In the team's first appearance in the NFC Championship Game, the Saints were defeated at Chicago, 39-14...the Saints sliced the Bears' lead to 16-14 in the second half and trailed by four early in the fourth quarter, but a handful of turnovers and miscues proved to be too much to overcome; **Feb. 2** – After the most memo-

rable year in club history, QB **Drew Brees** is voted co-recipient of the NFL Walter Payton Man of the Year Award...it is one of a slew of awards won by Saints personnel following the 2006 season, including **Sean Payton** as a unanimous choice as NFL Coach of the Year and Executive VP/GM **Mickey Loomis** as NFL Executive of the Year by *The Sporting News* and *Pro Football Weekly/PFWA*; **Nov. 4 – Brees** set a team record with 346 passing yards in the first half of a 41-24 win over Jacksonville and his 445-yard total for the game was then the second-most by a Saints passer; **Dec. 23 – Brees** broke what was a 28-year-old franchise record when he completed his 17th consecutive pass, carrying his streak over from the prior week's game. The previous mark of 15 was held by **Archie Manning** and was set in 1979; **Dec. 30 –** Rookie RB **Pierre Thomas** became the first player in Saints history and just the second rookie in NFL history to pick up 100 yards rushing and receiving in the same game, carrying the ball 20 times for 105 yards and catching 12 passes for 121 yards and a touchdown in his first career start at Chicago against the Bears...**Brees** set an NFL record, which he's most recently broken in 2011 when he closed the season finale with 440 pass completions on the year, besting former Oakland QB Rich Gannon, who had held the mark at 418...**Brees** also broke a number of single-season franchise records, including passing yards, attempts, completions, completion percentage and touchdown passes, and also tied the team record of 60 pass attempts in a game.

2008

Feb. 1 – NFL announced that the Saints have been selected to participate in the NFL International Series, scheduling New Orleans to play a home game Oct. 26 against the San Diego Chargers at Wembley Stadium in London, England; **Feb. 29 –** Saints acquired LB **Jonathan Vilma** from the New York Jets for a 2008 fourth-round draft choice; **May 5 - Tom Benson** announced plans to purchase WVUE-TV FOX 8 and created Louisiana Media Company; **Aug. 31 -** With Hurricane Gustav bearing down on New Orleans, the Saints evacuated their football operation to Indianapolis where they would practice for the full week leading up to the opener; **Sept. 7 -** Saints return to New Orleans and opened season with a 24-20 victory over Tampa Bay; **Oct. 2 -** QB **Drew Brees** named NFC Offensive Player of the Month for September after throwing for 1,343 yards and eight touchdowns in the team's first four games; **Oct. 6 -** RB **Reggie Bush** tied an NFL record by returning two punts for touchdowns on Monday Night Football against the Minnesota Vikings, earning NFC Special Teams Player of the Week honors; **Oct. 26 -** Playing in their first regular-season game outside the United States, the Saints defeated the San Diego Chargers 37-32 at London's Wembley Stadium...**Brees** was named NFC Offensive Player of the Week after throwing for 339 yards and three touchdowns; **Nov. 24 -** In a 51-29 win over Green Bay, the Saints tied a franchise-record for points scored in a single game...RB **Deuce McAllister** broke what was the record for the most touchdowns scored in team history with this 54th on a three-yard run; **Dec. 21 -** RB **Pierre Thomas** tied a team-record by scoring a touchdown in his sixth consecutive game; **Dec. 28 - Brees** finished the season with 5,069 passing yards, what were then the second-most in a season in NFL history, trailing only Dan Marino's 5,084 in 1984...he also set new team records with 34 touchdowns and 10 games with 300 or more passing yards.

2009

Jan. 6 - QB **Drew Brees** named *AP* Offensive Player of the Year; **Feb. 8 - Brees** and T **Jammal Brown** play for the NFC in the Pro Bowl; **March 24 -** Saints signed free agent S **Darren Sharper**; **March 30 -** Saints announced the team's training camp would be held at their home practice facility in Metairie, La.; **April 25 -** Saints use the 14th overall pick in the NFL Draft to select Ohio State CB **Malcolm Jenkins**; **April 30 -** Owner **Tom Benson** and Louisiana Gov. **Bobby Jindal** announced a lease extension that will keep the Saints in New Orleans through 2025 and provide $85 million to upgrade the Louisiana Superdome. **Benson** also announced that he will purchase the Dominion Tower and develop a festival plaza outside the stadium; **May 19 -** The NFL announced that New Orleans will host Super Bowl XLVII following the 2012 season; **June 19 - Dennis Lauscha** promoted to Executive Vice President/Chief Financial Officer; **Sept. 13 -** Saints opened their season with a 45-27 victory over the Detroit Lions, their most points ever on kickoff weekend. **Brees** tied a club record with six touchdown passes and was named NFC Offensive Player of the Week; **Oct. 1 - Brees** named NFC Offensive Player of the Month for September after leading Saints to 3-0 record and throwing for 1,276 yards and nine TDs; **Oct. 25 -** Saints improved to 6-0 with a 46-34 win at Miami, where they rebounded from a 24-3 deficit, tying their biggest comeback in franchise history...K **John Carney** became the fourth player in NFL history to reach 2,000 career points; **Oct. 28 - Sharper** was named NFC Defensive Player of the Month as he had three interceptions, two returned for touchdowns; **Nov. 8 -** With their 30-20 win

over Carolina, the 8-0 Saints now had the best start in franchise history; **Nov. 22 -** Following their 38-7 win over Tampa Bay to improve their record to 10-0, New Orleans' 10 game winning streak was the longest in franchise history; **Nov. 30 -** In a 38-17 Monday night win over New England, where the Saints averaged a club record 9.6 yards per play, **Brees** completed 18-of-23 passes for 371 yards with five touchdowns...his career-high passer rating of 158.3 was only the second perfect rating in club history...**Brees** was named NFC Offensive Player of the Week; **Dec. 19 -** After falling 24-17 to Dallas, New Orleans finally had a blemish on its record after a club-record 13 victories...**Brees** threw his 121st touchdown pass as a Saint, making him the franchise's all-time record holder and also became only the second NFL quarterback to throw for 4,000 yards in four consecutive seasons; **Dec. 27 -** With 21-yard interception return vs. Tampa Bay, **Sharper** set the NFL single-season record for interception return yardage with 376...in the game, **Brees** completed a club-record 19 straight passes and also tied his club single-season record for touchdown passes with his 34th; **Dec. 29 - Brees**, G **Jahri Evans**, **Sharper**, T **Jon Stinchcomb** and LB **Jonathan Vilma** were named to the Pro Bowl, later to be joined by C **Jonathan Goodwin** and S **Roman Harper** for a club-record seven total Saints.

2010

Jan. 16 - Saints defeated Arizona, 45-14, in the NFC Divisional Playoffs at Superdome...RB **Reggie Bush** scored TDs on a 46-yard run and an 83-yard punt return; **Jan. 24 -** Saints defeat Minnesota, 31-28, in an overtime thriller in the NFC Championship game at the Superdome, advancing the Saints to the Super Bowl for the first time; **Feb. 6 -** LB **Rickey Jackson** voted to the Pro Football Hall of Fame, becoming the first former Saint to have spent the majority of his career with New Orleans to be elected; **Feb. 7 -** Saints defeat the Indianapolis Colts, 31-17 in Super Bowl XLIV in Miami Gardens, Fla. The Saints overcame an early 10-point deficit as **Brees** was named the game's MVP as he completed 32-of-39 passes for 288 yards with two touchdown passes and a 114.5 passer rating, tying the NFL record for completions in a Super Bowl; **May 11 -** The Saints re-signed G **Jahri Evans** to a seven-year contract; **June 16 -** The entire Saints organization were presented with their Super Bowl XLIV Championship rings at a ceremony at the Roosevelt Hotel in New Orleans; **Sept. 9 -** After their Super Bowl XLIV Championship banner was unveiled at home, the Saints defeated the Minnesota Vikings in the 2010 NFL kickoff contest; **Dec. 5 -** In the second quarter of a come-from-behind 34-30 win at Cincinnati, **Brees** became the club's all-time passing yardage leader. **Dec. 27 -** In a 17-14 Monday night win at Atlanta, New Orleans clinched a playoff berth for the first time in back-to-back seasons since 1991 and 1992.

2011

Jan 8 - Seattle came back from 10-0 and 17-7 first half deficits to defeat New Orleans, 41-36 at Qwest Field in an NFC Wild Card playoff game; **Jan. 30 -** A total of five Saints were chosen for the NFC squad for the Pro Bowl…G **Jahri Evans** was named as a starter for the second consecutive season…QB **Drew Brees**, S **Roman Harper**, G **Carl Nicks** and LB **Jonathan Vilma** also made the trip to Honolulu, with **Vilma** opening the contest with **Evans**; **Apr. 28 -** Saints used the 24th overall pick in the NFL Draft to select California DE **Cameron Jordan** and then acquired the 28th pick from the New England Patriots and selected Alabama RB and 2009 Heisman Trophy winner **Mark Ingram**; **July 29 -** Saints agree to terms with free agent RB **Darren Sproles**. The versatile runner would go on to set an NFL single-season record with 2,696 all-purpose yards in one of the most spectacular all-around performances in club history; **Sept. 18 -** After losing the NFL kickoff contest at Green Bay, 42-34, the Saints evened their record and won their home opener for the fourth consecutive season as they defeated Chicago, 30-13, with QB **Drew Brees** throwing three TDs and running for another and S **Roman Harper** adding two sacks; **Oct. 4 -** Louisiana Governor **Bobby Jindal**, **Tom Benson** and Mercedes-Benz USA announce a 10-year agreement reached between the Saints and Mercedes-Benz USA to rename the club's recently renovated home stadium, the "Mercedes-Benz Superdome." **Oct. 23 -** In a 62-7 primetime, nationally televised victory over Indianapolis in the newly minted Mercedes-Benz Superdome, the Saints' point total set a new club record and was tied for the highest total since the 1970 AFL-NFL merger...in addition to the club scoring record, they also set team marks for margin of victory (55), first downs (36) and PATs (8). **Brees** completed 31-of-35 passes for 325 yards with five TD throws and a 144.9 rating; **Nov. 6 -** New Orleans' 27-16 win over Tampa Bay marked the start of an eight-game win streak to end the regular season; **Nov. 13 -** A key fourth-and-inches stop from the Atlanta 29-yard line by S **Malcolm Jenkins** in overtime at the Georgia Dome gave the Saints the ball back to set up a game-winning field goal by K **John Kasay** to give them a thrilling 26-23 victory; **Nov. 28 -** The Saints defeated the eventual Super Bowl Champion New York Giants 49-

SAINTSTIMELINE

24 in the Mercedes-Benz Superdome on Monday Night Football, in a contest where **Brees** completed 24-of-38 passes for 363 yards with four touchdowns, one rushing score and a 129.6 rating, becoming the first quarterback in team history with four passing touchdowns and one rushing touchdown in a game; **Dec. 18 -** With a 42-20 win at Minnesota, behind 412 yards passing and five TD passes from **Brees**, who set an NFL single-season record with his 11th 300-yard passing game of 2011, New Orleans reached 11 wins for the third straight season for the first time...the Saints also tied the club record for first downs (36) set on October 23 vs. Indianapolis; **Dec. 26 - Brees** breaks Dan Marino's 27-year old single-season passing record of 5,084 yards when he connects on a nine-yard TD to Sproles...Brees captured NFC Offensive Player of the Week for the third time in 2011; **Dec. 27 - Brees**, T **Jermon Bushrod**, G **Jahri Evans**, TE **Jimmy Graham** and G **Carl Nicks** were named to the Pro Bowl...**Graham**, on the strength of a sophomore season where set a team receiving record with 99 receptions for 1,310 yards, the second-highest yardage total for a tight end in NFL history, and 11 touchdowns, **Evans** and **Nicks** were selected as starters.

2012

Jan. 1 - With a 45-17 win over Carolina in the regular season finale, the Saints improve to 13-3, tying their regular season record for wins and capturing the NFC South title, qualifying for the playoffs for the third season in a row, also tying a team mark…New Orleans accumulated a team single-game record 617 total net yards to run their season total to 7,474, surpassing the NFL single-season mark of 7,075 previously held by the 2000 St. Louis Rams…RB **Darren Sproles** sets the league all-purpose yardage total with 2,696 yards…**Brees** ended his record-setting December/January by capturing NFC Offensive Player of the Month, as he finished with an NFL-record 5,476 passing yards and 71.2% completion percentage; **Jan. 7 -** Saints defeat Detroit 45-28 in NFC Wild Card playoff, as **Brees** completes 33-of-43 passes for 466 yards with three TDs, the second-highest single-game passing yardage total in NFL postseason history; **Feb 4 -** T **William Roaf**, who played with New Orleans from 1993-2001 and was selected to the Pro Bowl six times with the club, was voted to the Pro Football Hall of Fame..on the same evening, **Brees** was named the *AP* NFL Offensive Player of the Year; **May 18 - Tom Benson** and RB **Deuce McAllister** are elected to the Saints Hall of Fame; **May 20 - Benson** announced a restructuring of top management positions, where he assumes the title of Owner/Chairman of the Board, **Rita Benson LeBlanc** being named Owner/Vice Chairman of the Board and **Dennis Lauscha** being promoted to team President; **June 15 - Benson** completes the purchase of the New Orleans Hornets after having been approved by the National Basketball Association's Board of Governors; **July 13 -** The club agrees to terms with **Brees** on a five-year contract. **Oct. 7 - Brees** sets the NFL record on a first quarter 40-yard scoring throw to WR **Devery Henderson** with his 48th consecutive game with a touchdown pass, breaking a mark previously held by Johnny Unitas since 1960…**Brees** is named NFC Offensive Player of the Week…the 31-24 win also marks the franchise's 300th regular season victory; **Nov. 25 -** WR **Marques Colston** became the club's all-time recordholder with his 56th touchdown vs. San Francisco…**Colston** would also end the season with 532 receptions, tied for the club's all-time lead with WR **Eric Martin**; **Nov. 29 - Brees'** streak of consecutive games with a touchdown pass will end at an NFL-record 54 after failing to throw one at Atlanta; **Dec 23 - Brees** throws for 446 yards, tied for the second-highest total in franchise history, which he reached earlier in the season on September 30 at Green Bay, in leading the Saints to a 34-31 overtime win at Dallas.

2013

Jan. 9 - Head coach **Sean Payton** is signed to a five-year contract extension; **Jan. 27 -** QB **Drew Brees**, T **Jermon Bushrod** and P **Thomas Morstead** represent the Saints in the Pro Bowl…both **Brees** and **Bushrod** would start the contest; **Apr. 25 -** Saints use the 15th overall pick in the 2013 NFL Draft to select University of Texas S **Kenny Vaccaro**.

SEASONRESULTS (1967-70)

HOME GAMES IN BOLD CAPS - All attendance figures from 1990 - present are based on tickets distributed
MN - Monday Night; **SN** - Sunday Night; **TN** - Thursday Night; **FR** - Friday; **SAT** - Saturday

1967: 3-11 (4th-Capitol)

		Head Coach: Tom Fears			
9/17	**LOS ANGELES RAMS**	**TULANE STADIUM**	**L**	**13-27**	**80,879**
9/24	**WASHINGTON REDSKINS**	**TULANE STADIUM**	**L**	**10-30**	**74,937**
10/1	**CLEVELAND BROWNS**	**TULANE STADIUM**	**L**	**7-42**	**77,045**
10/8	at N.Y. Giants	Yankee Stadium	L	21-27	62,670
10/15	at Dallas Cowboys	Cotton Bowl	L	10-14	64,128
10/22	at San Francisco 49ers	Kezar Stadium	L	13-27	34,285
10/29	**PITTSBURGH STEELERS**	**TULANE STADIUM**	**L**	**10-14**	**68,911**
11/5	**PHILADELPHIA EAGLES**	**TULANE STADIUM**	**W**	**31-24**	**59,596**
11/12	**DALLAS COWBOYS**	**TULANE STADIUM**	**L**	**10-27**	**83,437**
11/19	at Philadelphia Eagles	Franklin Field	L	21-48	60,751
11/26	**ATLANTA FALCONS**	**TULANE STADIUM**	**W**	**27-24**	**83,437**
12/3	at St. Louis Cardinals	Busch Stadium	L	20-31	41,171
12/10	at Baltimore Colts	Memorial Stadium	L	10-30	60,238
12/17	at Washington Redskins	D.C. Stadium	W	30-14	50,486
				233-379	**901,971**

1968: 4-9-1 (3rd-Century)

		Head Coach: Tom Fears			
9/15	**CLEVELAND BROWNS**	**TULANE STADIUM**	**L**	**10-24**	**74,215**
9/22	**WASHINGTON REDSKINS**	**TULANE STADIUM**	**W**	**31-17**	**65,941**
9/29	**ST. LOUIS CARDINALS**	**TULANE STADIUM**	**L**	**20-21**	**79,021**
10/6	at New York Giants	Yankee Stadium	L	21-38	60,967
10/13	**MINNESOTA VIKINGS**	**TULANE STADIUM**	**W**	**20-17**	**71,105**
10/20	at Pittsburgh Steelers	Pitt Stadium	W	16-12	32,303
10/27	at St. Louis Cardinals	Busch Stadium	L	17-31	45,476
11/3	**DALLAS COWBOYS**	**TULANE STADIUM**	**L**	**3-17**	**84,728**
11/10	at Cleveland Browns	Municipal Stadum	L	17-35	71,025
11/17	at Green Bay Packers (Milw.)	Milwaukee County Stadium	L	7-29	49,644
11/24	at Detroit Lions	Tiger Stadium	T	20-20	46,152
12/1	**CHICAGO BEARS**	**TULANE STADIUM**	**L**	**17-23**	**78,285**
12/8	at Philadelphia Eagles	Franklin Field	L	17-29	57,128
12/15	**PITTSBURGH STEELERS**	**TULANE STADIUM**	**W**	**24-14**	**66,131**
				246-327	**882,121**

1969: 5-9 (3rd-Capitol)

		Head Coach: Tom Fears			
9/21	**WASHINGTON REDSKINS**	**TULANE STADIUM**	**L**	**20-26**	**73,147**
9/28	**DALLAS COWBOYS**	**TULANE STADIUM**	**L**	**17-21**	**79,567**
10/5	at Los Angeles Rams	L.A. Memorial Coliseum	L	17-36	54,879
10/12	**CLEVELAND BROWNS**	**TULANE STADIUM**	**L**	**17-27**	**71,274**
10/19	**BALTIMORE COLTS**	**TULANE STADIUM**	**L**	**10-30**	**80,636**
10/26	at Philadelphia Eagles	Franklin Field	L	10-13	60,658
11/2	at St. Louis Cardinals	Busch Stadium	W	51-42	46,718
11/9	at Dallas Cowboys	Cotton Bowl	L	17-33	62,282
11/16	at New York Giants	Yankee Stadium	W	25-24	68,927
11/23	**SAN FRANCISCO 49ERS**	**TULANE STADIUM**	**W**	**43-38**	**71,448**
11/30	**PHILADELPHIA EAGLES**	**TULANE STADIUM**	**W**	**26-17**	**72,805**
12/7	at Atlanta Falcons	Atlanta Stadium	L	17-45	57,021
12/14	at Washington Redskins	R.F.K. Stadium	L	14-17	50,354
12/21	**PITTSBURGH STEELERS**	**TULANE STADIUM**	**W**	**27-24**	**72,256**
				311-393	**921,972**

1970: 2-11-1 (4th-NFC West)

		Head Coaches: Tom Fears (7 games, 1-5-1) & J.D. Roberts (7 games, 1-6)			
9/20	**ATLANTA FALCONS**	**TULANE STADIUM**	**L**	**3-14**	**77,042**
9/27	at Minnesota Vikings	Metropolitan Stadium	L	0-26	47,900
10/4	**NEW YORK GIANTS**	**TULANE STADIUM**	**W**	**14-10**	**69,126**
10/11	at St. Louis Cardinals	Busch Stadium	L	17-24	45,294
10/18	at San Francisco 49ers	Kezar Stadium	T	20-20	39,446
10/25	at Atlanta Falcons	Atlanta Stadium	L	14-32	58,850
11/1	**L.A. RAMS**	**TULANE STADIUM**	**L**	**17-30**	**77,861**
11/8	**DETROIT LIONS**	**TULANE STADIUM**	**W**	**19-17**	**66,910**

SEASONRESULTS (1970-74)

11/15	at Miami Dolphins	Orange Bowl	L	10-21	42,866
11/22	**DENVER BRONCOS**	**TULANE STADIUM**	**L**	**6-31**	**66,837**
11/29	at Cincinnati Bengals	Riverfront Stadium	L	6-26	59,342
12/6	at Los Angeles Rams	L.A. Memorial Coliseum	L	16-34	66,410
12/13	**SAN FRANCISCO 49ERS**	**TULANE STADIUM**	**L**	**27-38**	**61,940**
12/20	**CHICAGO BEARS**	**TULANE STADIUM**	**L**	**3-24**	**63,518**
				172-347	**843,342**

1971: 4-8-2 (4th-NFC West)

Head Coach: J.D. Roberts

9/19	**LOS ANGELES RAMS**	**TULANE STADIUM**	**W**	**24-20**	**70,915**
9/26	**SAN FRANCISCO 49ERS**	**TULANE STADIUM**	**L**	**20-38**	**81,595**
10/3	at Houston Oilers	Astrodome	T	13-13	47,966
10/10	at Chicago Bears	Soldier Field	L	14-35	55,049
10/17	**DALLAS COWBOYS**	**TULANE STADIUM**	**W**	**24-14**	**83,088**
10/24	at Atlanta Falcons	Atlanta Stadium	L	6-28	58,850
10/31	at Washington Redskins	R.F.K. Stadium	L	14-24	53,041
11/7	**OAKLAND RAIDERS**	**TULANE STADIUM**	**T**	**21-21**	**83,102**
11/14	at San Francisco 49ers	Candlestick Park	W	26-20	45,138
11/21	**MINNESOTA VIKINGS**	**TULANE STADIUM**	**L**	**10-23**	**83,130**
11/28	at Green Bay Packers (Milw.)	Milwaukee County Stadium	W	29-21	48,035
12/5	at Los Angeles Rams	L.A. Memorial Coliseum	L	28-45	73,610
12/12	**CLEVELAND BROWNS**	**TULANE STADIUM**	**L**	**17-21**	**72,794**
12/19	**ATLANTA FALCONS**	**TULANE STADIUM**	**L**	**20-24**	**75,954**
				266-347	**932,267**

1972: 2-11-1 (4th-NFC West)

Head Coach: J.D. Roberts

9/17	at Los Angeles Rams	L.A. Memorial Coliseum	L	14-34	66,303
9/25	**KANSAS CITY CHIEFS - MN**	**TULANE STADIUM**	**L**	**17-20**	**70,793**
10/1	**SAN FRANCISCO 49ERS**	**TULANE STADIUM**	**L**	**2-37**	**69,840**
10/8	at New York Giants	Yankee Stadium	L	21-45	62,507
10/15	**ATLANTA FALCONS**	**TULANE STADIUM**	**L**	**14-21**	**66,294**
10/22	at San Francisco 49ers	Candlestick Park	T	20-20	59,167
10/29	**PHILADELPHIA EAGLES**	**TULANE STADIUM**	**W**	**21-3**	**65,664**
11/5	at Minnesota Vikings	Metropolitan Stadium	L	6-37	49,784
11/12	at Atlanta Falcons	Atlanta Stadium	L	20-36	58,850
11/19	at Detroit Lions	Tiger Stadium	L	14-27	53,752
11/26	**LOS ANGELES RAMS**	**TULANE STADIUM**	**W**	**19-16**	**64,325**
12/3	at New York Jets	Shea Stadium	L	17-18	62,496
12/10	**NEW ENGLAND PATRIOTS**	**TULANE STADIUM**	**L**	**10-17**	**64,889**
12/17	**GREEN BAY PACKERS**	**TULANE STADIUM**	**L**	**20-30**	**65,881**
				215-361	**880,545**

1973: 5-9 (3rd-NFC West)

Head Coach: John North

9/16	**ATLANTA FALCONS**	**TULANE STADIUM**	**L**	**7-62**	**66,428**
9/24	at Dallas Cowboys - MN	Texas Stadium	L	3-40	52,715
9/30	at Baltimore Colts	Memorial Stadium	L	10-14	52,293
10/7	**CHICAGO BEARS**	**TULANE STADIUM**	**W**	**21-16**	**56,561**
10/14	**DETROIT LIONS**	**TULANE STADIUM**	**W**	**20-13**	**57,810**
10/21	at San Francisco 49ers	Candlestick Park	L	0-40	52,881
10/28	**WASHINGTON REDSKINS**	**TULANE STADIUM**	**W**	**19-3**	**66,315**
11/4	**BUFFALO BILLS**	**TULANE STADIUM**	**W**	**13-0**	**74,770**
11/11	at Los Angeles Rams	L.A. Memorial Coliseum	L	7-29	70,358
11/18	at San Diego Chargers	San Diego Stadium	L	14-17	38,848
11/25	**LOS ANGELES RAMS**	**TULANE STADIUM**	**L**	**13-24**	**67,192**
12/2	at Green Bay Packers (Milw.)	Milwaukee County Stadium	L	10-30	46,092
12/9	**SAN FRANCISCO 49ERS**	**TULANE STADIUM**	**W**	**16-10**	**62,490**
12/16	at Atlanta Falcons	Atlanta-Fulton County Stadium	L	10-14	34,147
				163-312	**794,900**

1974: 5-9 (3rd-NFC West)

Head Coach: John North

9/15	**SAN FRANCISCO 49ERS**	**TULANE STADIUM**	**L**	**13-17**	**65,071**
9/22	at Los Angeles Rams	L.A. Memorial Coliseum	L	0-24	64,178
9/29	**ATLANTA FALCONS**	**TULANE STADIUM**	**W**	**14-13**	**62,273**

SEASONRESULTS (1974-77)

10/6	at Chicago Bears	Soldier Field	L	10-24	45,818
10/13	at Denver Broncos	Mile High Stadium	L	17-33	51,881
10/20	at Atlanta Falcons	Atlanta Stadium	W	13-3	47,217
10/27	**PHILADELPHIA EAGLES**	**TULANE STADIUM**	**W**	**14-10**	**64,257**
11/3	at Detroit Lions	Tiger Stadium	L	14-19	43,256
11/10	**MIAMI DOLPHINS**	**TULANE STADIUM**	**L**	**0-21**	**74,289**
11/17	**LOS ANGELES RAMS**	**TULANE STADIUM**	**W**	**20-7**	**57,287**
11/25	**PITTSBURGH STEELERS - MN**	**TULANE STADIUM**	**L**	**7-28**	**71,907**
12/1	at Minnesota Vikings	Metropolitan Stadium	L	9-29	44,202
12/8	**ST. LOUIS CARDINALS**	**TULANE STADIUM**	**W**	**14-0**	**57,152**
12/15	at San Francisco 49ers	Candlestick Park	L	21-35	40,418
				166-263	**789,156**

1975: 2-12 (4th-NFC West)

Head Coaches: John North (6 games, 1-5) & Ernie Hefferle (8 games, 1-7)

9/21	at Washington Redskins	R.F.K. Stadium	L	3-41	54,414
9/28	**CINCINNATI BENGALS**	**LOUISIANA SUPERDOME**	**L**	**0-21**	**52,531**
10/5	at Atlanta Falcons	Atlanta Stadium	L	7-14	29,444
10/12	**GREEN BAY PACKERS**	**LOUISIANA SUPERDOME**	**W**	**20-19**	**51,371**
10/19	at San Francisco 49ers	Candlestick Park	L	21-35	39,990
10/26	at Los Angeles Rams	L.A. Memorial Coliseum	L	14-38	54,723
11/2	**ATLANTA FALCONS**	**LOUISIANA SUPERDOME**	**W**	**23-7**	**49,342**
11/9	at Oakland Raiders	Oakland Coliseum	L	10-48	51,267
11/16	**MINNESOTA VIKINGS**	**LOUISIANA SUPERDOME**	**L**	**7-20**	**52,765**
11/23	**SAN FRANCISCO 49ERS**	**LOUISIANA SUPERDOME**	**L**	**6-16**	**40,328**
11/30	at Cleveland Browns	Municipal Stadium	L	16-17	44,753
12/7	**LOS ANGELES RAMS**	**LOUISIANA SUPERDOME**	**L**	**7-14**	**39,358**
12/14	at New York Giants	Shea Stadium	L	14-28	40,150
12/21	**CHICAGO BEARS**	**LOUISIANA SUPERDOME**	**L**	**17-42**	**33,371**
				165-360	**633,807**

1976: 4-10 (3rd-NFC West)

HEAD COACH: Hank Stram

9/12	**MINNESOTA VIKINGS**	**LOUISIANA SUPERDOME**	**L**	**9-40**	**58,156**
9/19	**DALLAS COWBOYS**	**LOUISIANA SUPERDOME**	**L**	**6-24**	**61,413**
9/26	at Kansas City Chiefs	Arrowhead Stadium	W	27-17	53,918
10/3	**HOUSTON OILERS**	**LOUISIANA SUPERDOME**	**L**	**26-31**	**51,973**
10/10	**ATLANTA FALCONS**	**LOUISIANA SUPERDOME**	**W**	**30-0**	**51,521**
10/17	at San Francisco 49ers	Candlestick Park	L	3-33	43,160
10/24	**LOS ANGELES RAMS**	**LOUISIANA SUPERDOME**	**L**	**10-16**	**51,984**
10/31	at Atlanta Falcons	Atlanta-Fulton County Stadium	L	20-23	34,127
11/7	at Green Bay Packers (Milw.)	Milwaukee County Stadium	L	27-32	52,936
11/14	**DETROIT LIONS**	**LOUISIANA SUPERDOME**	**W**	**17-16**	**42,048**
11/21	at Seattle Seahawks	Kingdome	W	51-27	61,865
11/28	at Los Angeles Rams	L.A. Memorial Coliseum	L	14-33	54,906
12/5	at New England Patriots	Schaefer Stadium	L	6-27	53,592
12/12	**SAN FRANCISCO 49ERS**	**LOUISIANA SUPERDOME**	**L**	**7-27**	**42,536**
				253-346	**714,135**

1977: 3-11 (4th-NFC West)

Head Coach: Hank Stram

9/18	**GREEN BAY PACKERS**	**LOUISIANA SUPERDOME**	**L**	**20-24**	**56,250**
9/25	at Detroit Lions	Silverdome	L	19-23	51,548
10/2	at Chicago Bears	Soldier Field	W	42-24	51,488
10/9	**SAN DIEGO CHARGERS**	**LOUISIANA SUPERDOME**	**L**	**0-14**	**53,942**
10/16	at Los Angeles Rams	L.A. Memorial Coliseum	L	7-14	46,045
10/23	at St. Louis Cardinals	Busch Stadium	L	31-49	48,417
10/30	**LOS ANGELES RAMS**	**LOUISIANA SUPERDOME**	**W**	**27-26**	**59,023**
11/6	at Philadelphia Eagles	Veterans Stadium	L	7-28	53,482
11/13	**SAN FRANCISCO 49ERS**	**LOUISIANA SUPERDOME**	**L**	**7-10 OT**	**41,564**
11/20	**ATLANTA FALCONS**	**LOUISIANA SUPERDOME**	**W**	**21-20**	**43,135**
11/27	at San Francisco 49ers	Candlestick Park	L	17-20	33,702
12/4	**NEW YORK JETS**	**LOUISIANA SUPERDOME**	**L**	**13-16**	**40,464**
12/11	**TAMPA BAY BUCCANEERS**	**LOUISIANA SUPERDOME**	**L**	**14-33**	**40,124**
12/18	at Atlanta Falcons	Atlanta-Fulton County Stadium	L	7-35	36,895
				232-336	**656,079**

SEASONRESULTS (1978-81)

1978: 7-9 (3rd-NFC West)

Head Coach: Dick Nolan

9/3	**MINNESOTA VIKINGS**	**LOUISIANA SUPERDOME**	**W**	**31-24**	**54,187**
9/10	at Green Bay Packers (Milw.)	Milwaukee County Stadium	L	17-28	54,336
9/17	**PHILADELPHIA EAGLES**	**LOUISIANA SUPERDOME**	**L**	**17-24**	**49,242**
9/24	at Cincinnati Bengals	Riverfront Stadium	W	20-18	40,455
10/1	**LOS ANGELES RAMS**	**LOUISIANA SUPERDOME**	**L**	**20-26**	**61,659**
10/8	**CLEVELAND BROWNS**	**LOUISIANA SUPERDOME**	**L**	**16-24**	**50,158**
10/15	at San Francisco 49ers	Candlestick Park	W	14-7	37,671
10/22	at Los Angeles Rams	L.A. Memorial Coliseum	W	10-3	47,574
10/29	**NEW YORK GIANTS**	**LOUISIANA SUPERDOME**	**W**	**28-17**	**58,807**
11/5	at Pittsburgh Steelers	Three Rivers Stadium	L	14-20	48,526
11/12	**ATLANTA FALCONS**	**LOUISIANA SUPERDOME**	**L**	**17-20**	**70,323**
11/19	at Dallas Cowboys	Texas Stadium	L	7-27	57,920
11/26	at Atlanta Falcons	Atlanta-Fulton County Stadium	L	17-20	55,521
12/3	**SAN FRANCISCO 49ERS**	**LOUISIANA SUPERDOME**	**W**	**24-13**	**50,068**
12/10	**HOUSTON OILERS**	**LOUISIANA SUPERDOME**	**L**	**12-17**	**63,169**
12/17	at Tampa Bay Buccaneers	Tampa Stadium	W	17-10	51,207
				281-298	**850,823**

1979: 8-8 (2nd-NFC West)

Head Coach: Dick Nolan

9/2	**ATLANTA FALCONS**	**LOUISIANA SUPERDOME**	**L**	**34-40 OT**	**70,940**
9/9	at Green Bay Packers (Milw.)	Milwaukee County Stadium	L	19-28	53,184
9/16	**PHILADELPHIA EAGLES**	**LOUISIANA SUPERDOME**	**L**	**14-26**	**54,212**
9/23	at San Francisco 49ers	Candlestick Park	W	30-21	39,727
9/30	**NEW YORK GIANTS**	**LOUISIANA SUPERDOME**	**W**	**24-14**	**51,543**
10/7	**LOS ANGELES RAMS**	**LOUISIANA SUPERDOME**	**L**	**17-35**	**68,986**
10/14	at Tampa Bay Buccaneers	Tampa Stadium	W	42-14	67,640
10/21	**DETROIT LIONS**	**LOUISIANA SUPERDOME**	**W**	**17-7**	**57,428**
10/28	at Washington Redskins	R.F.K. Stadium	W	14-10	52,133
11/4	at Denver Broncos	Mile High Stadium	L	3-10	74,482
11/11	**SAN FRANCISCO 49ERS**	**LOUISIANA SUPERDOME**	**W**	**31-20**	**65,551**
11/18	at Seattle Seahawks	Kingdome	L	24-38	60,055
11/25	at Atlanta Falcons	Atlanta-Fulton County Stadium	W	37-6	42,815
12/3	**OAKLAND RAIDERS - MN**	**LOUISIANA SUPERDOME**	**L**	**35-42**	**65,541**
12/9	**SAN DIEGO CHARGERS**	**LOUISIANA SUPERDOME**	**L**	**0-35**	**61,059**
12/16	at Los Angeles Rams	L.A. Memorial Coliseum	W	29-14	53,879
				370-360	**939,175**

1980: 1-15 (4th-NFC West)

Head Coaches: Dick Nolan (12 games, 0-12) & Dick Stanfel (4 games, 1-3)

9/7	**SAN FRANCISCO 49ERS**	**LOUISIANA SUPERDOME**	**L**	**23-26**	**58,621**
9/14	at Chicago Bears	Soldier Field	L	3-22	62,523
9/21	**BUFFALO BILLS**	**LOUISIANA SUPERDOME**	**L**	**26-35**	**51,154**
9/28	at Miami Dolphins	Orange Bowl	L	16-21	40,946
10/5	**ST. LOUIS CARDINALS**	**LOUISIANA SUPERDOME**	**L**	**7-40**	**45,388**
10/12	at Detroit Lions	Silverdome	L	13-24	78,147
10/19	**ATLANTA FALCONS**	**LOUISIANA SUPERDOME**	**L**	**14-41**	**62,651**
10/26	at Washington Redskins	R.F.K. Stadium	L	14-22	51,375
11/2	at Los Angeles Rams	Anaheim Stadium	L	31-45	59,909
11/9	**PHILADELPHIA EAGLES**	**LOUISIANA SUPERDOME**	**L**	**21-34**	**44,340**
11/16	at Atlanta Falcons	Atlanta-Fulton County Stadium	L	13-31	53,871
11/24	**LOS ANGELES RAMS - MN**	**LOUISIANA SUPERDOME**	**L**	**7-27**	**53,488**
11/30	**MINNESOTA VIKINGS**	**LOUISIANA SUPERDOME**	**L**	**20-23**	**30,936**
12/7	at San Francisco 49ers	Candlestick Park	L	35-38 OT	37,949
12/14	at New York Jets	Shea Stadium	W	21-20	38,077
12/21	**NEW ENGLAND PATRIOTS**	**LOUISIANA SUPERDOME**	**L**	**27-38**	**38,277**
				291-487	**807,652**

1981: 4-12 (4th-NFC West)

Head Coach: Bum Phillips

9/6	at Atlanta Falcons	Atlanta-Fulton County Stadium	L	0-27	57,406
9/13	**LOS ANGELES RAMS**	**LOUISIANA SUPERDOME**	**W**	**23-17**	**62,063**
9/20	at New York Giants	Giants Stadium	L	7-20	69,814
9/27	at San Francisco 49ers	Candlestick Park	L	14-21	44,433
10/4	**PITTSBURGH STEELERS**	**LOUISIANA SUPERDOME**	**L**	**6-20**	**64,578**

SEASONRESULTS (1981-84)

10/11	**PHILADELPHIA EAGLES**	**LOUISIANA SUPERDOME**	**L**	**14-31**	**52,728**
10/18	at Cleveland Browns	Municipal Stadium	L	17-20	76,059
10/25	**CINCINNATI BENGALS**	**LOUISIANA SUPERDOME**	**W**	**17-7**	**46,336**
11/1	**ATLANTA FALCONS**	**LOUISIANA SUPERDOME**	**L**	**10-41**	**63,637**
11/8	at Los Angeles Rams	Anaheim Stadium	W	21-13	61,068
11/15	at Minnesota Vikings	Metropolitan Stadium	L	10-20	45,215
11/22	at Houston Oilers	Astrodome	W	27-24	49,581
11/29	**TAMPA BAY BUCCANEERS**	**LOUISIANA SUPERDOME**	**L**	**14-31**	**62,209**
12/6	at St. Louis Cardinals	Busch Stadium	L	3-30	46,923
12/13	**GREEN BAY PACKERS**	**LOUISIANA SUPERDOME**	**L**	**7-35**	**45,518**
12/20	**SAN FRANCISCO 49ERS**	**LOUISIANA SUPERDOME**	**L**	**17-21**	**43,639**
				207-378	**891,207**

1982: 4-5 (2nd-NFC West: unofficial due to strike)

Head Coach: Bum Phillips

9/12	**ST. LOUIS CARDINALS**	**LOUISIANA SUPERDOME**	**L**	**7-21**	**58,673**
9/19	at Chicago Bears	Soldier Field	W	10-0	56,600
11/21	**KANSAS CITY CHIEFS**	**LOUISIANA SUPERDOME**	**W**	**27-17**	**39,341**
11/28	at San Francisco 49ers	Candlestick Park	W	23-20	51,611
12/5	**TAMPA BAY BUCCANEERS**	**LOUISIANA SUPERDOME**	**L**	**10-13**	**61,709**
12/12	at Atlanta Falcons	Atlanta-Fulton County Stadium	L	0-35	39,535
12/19	at Dallas Cowboys	Texas Stadium	L	7-21	64,506
12/26	**WASHINGTON REDSKINS**	**LOUISIANA SUPERDOME**	**L**	**10-27**	**48,667**
1/2	**ATLANTA FALCONS**	**LOUISIANA SUPERDOME**	**W**	**35-6**	**47,336**
				129-160	**467,978**

1983: 8-8 (3rd-NFC West)

Head Coach: Bum Phillips

9/4	**ST. LOUIS CARDINALS**	**LOUISIANA SUPERDOME**	**W**	**28-17**	**60,430**
9/11	at Los Angeles Rams	Anaheim Stadium	L	27-30	45,572
9/18	**CHICAGO BEARS**	**LOUISIANA SUPERDOME**	**W**	**34-31 OT**	**64,692**
9/25	at Dallas Cowboys	Texas Stadium	L	20-21	62,136
10/2	**MIAMI DOLPHINS**	**LOUISIANA SUPERDOME**	**W**	**17-7**	**66,489**
10/9	at Atlanta Falcons	Atlanta-Fulton County Stadium	W	19-17	51,654
10/16	**SAN FRANCISCO 49ERS**	**LOUISIANA SUPERDOME**	**L**	**13-32**	**68,154**
10/23	at Tampa Bay Buccaneers	Tampa Stadium	W	24-21	48,242
10/30	at Buffalo Bills	Rich Stadium	L	21-27	49,413
11/6	**ATLANTA FALCONS**	**LOUISIANA SUPERDOME**	**W**	**27-10**	**67,062**
11/13	at San Francisco 49ers	Candlestick Park	L	0-27	40,022
11/21	**NEW YORK JETS - MN**	**LOUISIANA SUPERDOME**	**L**	**28-31**	**68,606**
11/27	**MINNESOTA VIKINGS**	**LOUISIANA SUPERDOME**	**W**	**17-16**	**59,502**
12/4	at New England Patriots	Sullivan Stadium	L	0-7	24,579
12/11	at Philadelphia Eagles	Veterans Stadium	W	20-17 OT	45,182
12/18	**LOS ANGELES RAMS**	**LOUISIANA SUPERDOME**	**L**	**24-26**	**70,148**
				319-337	**891,883**

1984: 7-9 (3rd-NFC West)

Head Coach: Bum Phillips

9/2	**ATLANTA FALCONS**	**LOUISIANA SUPERDOME**	**L**	**28-36**	**66,652**
9/9	**TAMPA BAY BUCCANEERS**	**LOUISIANA SUPERDOME**	**W**	**17-13**	**54,686**
9/16	at San Francisco 49ers	Candlestick Park	L	20-30	57,611
9/23	**ST. LOUIS CARDINALS**	**LOUISIANA SUPERDOME**	**W**	**34-24**	**58,723**
9/30	at Houston Oilers	Astrodome	W	27-10	43,108
10/7	at Chicago Bears	Soldier Field	L	7-20	53,752
10/14	**LOS ANGELES RAMS**	**LOUISIANA SUPERDOME**	**L**	**10-28**	**63,161**
10/21	at Dallas Cowboys - SN	Texas Stadium	L	27-30 OT	50,966
10/28	at Cleveland Browns	Municipal Stadium	W	16-14	52,849
11/4	**GREEN BAY PACKERS**	**LOUISIANA SUPERDOME**	**L**	**13-23**	**57,426**
11/11	at Atlanta Falcons	Atlanta-Fulton County Stadium	W	17-13	40,590
11/19	**PITTSBURGH STEELERS - MN**	**LOUISIANA SUPERDOME**	**W**	**27-24**	**66,005**
11/25	**SAN FRANCISCO 49ERS**	**LOUISIANA SUPERDOME**	**L**	**3-35**	**65,117**
12/2	at Los Angeles Rams	Anaheim Stadium	L	21-34	49,348
12/9	**CINCINNATI BENGALS**	**LOUISIANA SUPERDOME**	**L**	**21-24**	**40,855**
12/15	at New York Giants	Giants Stadium	W	10-3	63,739
				298-361	**884,588**

SEASONRESULTS (1985-88)

1985: 5-11 (3rd-NFC West)

Head Coaches: Bum Phillips (12 games, 4-8) & Wade Phillips (4 games, 1-3)

9/8	**KANSAS CITY CHIEFS**	**LOUISIANA SUPERDOME**	**L**	**27-47**	**57,760**
9/15	at Denver Broncos	Mile High Stadium	L	23-34	74,488
9/22	**TAMPA BAY BUCCANEERS**	**LOUISIANA SUPERDOME**	**W**	**20-13**	**45,320**
9/29	at San Francisco 49ers	Candlestick Park	W	20-17	58,053
10/6	**PHILADELPHIA EAGLES**	**LOUISIANA SUPERDOME**	**W**	**23-21**	**56,364**
10/13	at Los Angeles Raiders	L.A. Memorial Coliseum	L	13-23	48,152
10/20	at Atlanta Falcons	Atlanta-Fulton County Stadium	L	24-31	44,784
10/27	**NEW YORK GIANTS**	**LOUISIANA SUPERDOME**	**L**	**13-21**	**54,082**
11/3	at Los Angeles Rams	Anaheim Stadium	L	10-28	49,030
11/10	**SEATTLE SEAHAWKS**	**LOUISIANA SUPERDOME**	**L**	**3-27**	**47,365**
11/17	at Green Bay Packers (Milw.)	Milwaukee County Stadium	L	14-38	52,104
11/24	at Minnesota Vikings	Metrodome	W	30-23	54,117
12/1	**LOS ANGELES RAMS**	**LOUISIANA SUPERDOME**	**W**	**29-3**	**44,122**
12/8	at St. Louis Cardinals	Busch Stadium	L	16-28	29,527
12/15	**SAN FRANCISCO 49ERS**	**LOUISIANA SUPERDOME**	**L**	**19-31**	**46,065**
12/22	**ATLANTA FALCONS**	**LOUISIANA SUPERDOME**	**L**	**10-16**	**37,717**
				294-401	**799,410**

1986: 7-9 (4th-NFC West)

Head Coach: Jim Mora

9/7	**ATLANTA FALCONS**	**LOUISIANA SUPERDOME**	**L**	**10-31**	**67,950**
9/14	**GREEN BAY PACKERS**	**LOUISIANA SUPERDOME**	**W**	**24-10**	**46,383**
9/21	at San Francisco 49ers	Candlestick Park	L	17-26	58,297
9/28	at New York Giants	Giants Stadium	L	17-20	72,769
10/5	**WASHINGTON REDSKINS**	**LOUISIANA SUPERDOME**	**L**	**6-14**	**57,378**
10/12	at Indianapolis Colts	Hoosier Dome	W	17-14	53,512
10/19	**TAMPA BAY BUCCANEERS**	**LOUISIANA SUPERDOME**	**W**	**38-7**	**43,355**
10/26	at New York Jets	Giants Stadium	L	23-28	44,246
11/2	**SAN FRANCISCO 49ERS**	**LOUISIANA SUPERDOME**	**W**	**23-10**	**53,234**
11/9	**LOS ANGELES RAMS**	**LOUISIANA SUPERDOME**	**W**	**6-0**	**62,352**
11/16	at St. Louis Cardinals	Busch Stadium	W	16-7	32,069
11/23	at Los Angeles Rams	Anaheim Stadium	L	13-26	58,600
11/30	**NEW ENGLAND PATRIOTS**	**LOUISIANA SUPERDOME**	**L**	**20-21**	**58,259**
12/7	**MIAMI DOLPHINS**	**LOUISIANA SUPERDOME**	**L**	**27-31**	**64,761**
12/14	at Atlanta Falcons	Atlanta-Fulton County Stadium	W	14-9	39,994
12/21	at Minnesota Vikings	Metrodome	L	17-33	51,209
				288-287	**864,368**

1987: 12-3 (2nd-NFC West)

Head Coach: Jim Mora

9/13	**CLEVELAND BROWNS**	**LOUISIANA SUPERDOME**	**W**	**28-21**	**59,900**
9/20	at Philadelphia Eagles	Veterans Stadium	L	17-27	57,485
10/4	**LOS ANGELES RAMS**	**LOUISIANA SUPERDOME**	**W**	**37-10**	**29,745**
10/11	at St. Louis Cardinals	Busch Stadium	L	19-24	11,795
10/18	at Chicago Bears	Soldier Field	W	19-17	46,813
10/25	**SAN FRANCISCO 49ERS**	**LOUISIANA SUPERDOME**	**L**	**22-24**	**60,497**
11/1	at Atlanta Falcons	Atlanta-Fulton County Stadium	W	38-0	42,196
11/8	at Los Angeles Rams	Anaheim Stadium	W	31-14	43,379
11/15	at San Francisco 49ers	Candlestick Park	W	26-24	60,436
11/22	**NEW YORK GIANTS**	**LOUISIANA SUPERDOME**	**W**	**23-14**	**67,639**
11/29	at Pittsburgh Steelers	Three Rivers Stadium	W	20-16	47,896
12/6	**TAMPA BAY BUCCANEERS**	**LOUISIANA SUPERDOME**	**W**	**44-34**	**66,471**
12/13	**HOUSTON OILERS**	**LOUISIANA SUPERDOME**	**W**	**24-10**	**68,257**
12/20	at Cincinnati Bengals	Riverfront Stadium	W	41-24	43,424
12/27	**GREEN BAY PACKERS**	**LOUISIANA SUPERDOME**	**W**	**33-24**	**68,364**
				422-283	**774,297**
		NFC Wild Card Playoff			
1/3	**MINNESOTA VIKINGS**	**LOUISIANA SUPERDOME**	**L**	**10-44**	**68,127**

1988: 10-6 (3rd-NFC West)

Head Coach: Jim Mora

9/4	**SAN FRANCISCO 49ERS**	**LOUISIANA SUPERDOME**	**L**	**33-34**	**66,357**
9/11	at Atlanta Falcons	Atlanta-Fulton County Stadium	W	29-21	48,901

SEASONRESULTS (1988-91)

9/18	at Detroit Lions	Silverdome	W	22-14	32,943
9/25	**TAMPA BAY BUCCANEERS**	**LOUISIANA SUPERDOME**	**W**	**13-9**	**66,671**
10/3	**DALLAS COWBOYS - MN**	**LOUISIANA SUPERDOME**	**W**	**20-17**	**68,474**
10/9	at San Diego Chargers	Jack Murphy Stadium	W	23-17	42,693
10/16	at Seattle Seahawks	Kingdome	W	20-19	63,569
10/23	**LOS ANGELES RAIDERS**	**LOUISIANA SUPERDOME**	**W**	**20-6**	**66,249**
10/30	**LOS ANGELES RAMS**	**LOUISIANA SUPERDOME**	**L**	**10-12**	**68,238**
11/6	at Washington Redskins	R.F.K. Stadium	L	24-27	54,183
11/13	at Los Angeles Rams	Anaheim Stadium	W	14-10	63,305
11/20	**DENVER BRONCOS**	**LOUISIANA SUPERDOME**	**W**	**42-0**	**68,075**
11/27	**NEW YORK GIANTS - SN**	**LOUISIANA SUPERDOME**	**L**	**12-13**	**66,526**
12/4	at Minnesota Vikings	Metrodome	L	3-45	61,215
12/11	at San Francisco 49ers	Candlestick Park	L	17-30	62,977
12/18	**ATLANTA FALCONS**	**LOUISIANA SUPERDOME**	**W**	**10-9**	**60,566**
				312-283	**960,942**

1989: 9-7 (3rd-NFC West)

Head Coach: Jim Mora

9/10	**DALLAS COWBOYS**	**LOUISIANA SUPERDOME**	**W**	**28-0**	**66,977**
9/17	at Green Bay Packers	Lambeau Field	L	34-35	55,809
9/24	at Tampa Bay Buccaneers	Tampa Stadium	L	10-20	44,053
10/1	**WASHINGTON REDSKINS**	**LOUISIANA SUPERDOME**	**L**	**14-16**	**64,358**
10/8	**SAN FRANCISCO 49ERS**	**LOUISIANA SUPERDOME**	**L**	**20-24**	**60,488**
10/15	**NEW YORK JETS**	**LOUISIANA SUPERDOME**	**W**	**29-14**	**59,521**
10/22	at Los Angeles Rams	Anaheim Stadium	W	40-21	57,567
10/29	**ATLANTA FALCONS**	**LOUISIANA SUPERDOME**	**W**	**20-13**	**65,153**
11/6	at San Francisco 49ers - MN	Candlestick Park	L	13-31	60,667
11/12	at New England Patriots	Sullivan Stadium	W	28-24	47,680
11/19	at Atlanta Falcons	Atlanta-Fulton County Stadium	W	26-17	53,173
11/26	**LOS ANGELES RAMS - SN**	**LOUISIANA SUPERDOME**	**L**	**17-20 OT**	**64,274**
12/3	at Detroit Lions	Silverdome	L	14-21	38,550
12/10	at Buffalo Bills	Rich Stadium	W	22-19	70,037
12/18	**PHILADELPHIA EAGLES - MN**	**LOUISIANA SUPERDOME**	**W**	**30-20**	**59,218**
12/24	**INDIANAPOLIS COLTS**	**LOUISIANA SUPERDOME**	**W**	**41-6**	**49,009**
				386-301	**916,534**

1990: 8-8 (2nd-NFC West)

Head Coach: Jim Mora

9/10	**SAN FRANCISCO 49ERS - MN**	**LOUISIANA SUPERDOME**	**L**	**12-13**	**68,629**
9/16	at Minnesota Vikings	Metrodome	L	3-32	56,272
9/23	**PHOENIX CARDINALS**	**LOUISIANA SUPERDOME**	**W**	**28-7**	**61,110**
10/7	at Atlanta Falcons	Atlanta-Fulton County Stadium	L	27-28	57,401
10/14	**CLEVELAND BROWNS**	**LOUISIANA SUPERDOME**	**W**	**25-20**	**68,608**
10/21	at Houston Oilers	Astrodome	L	10-23	57,908
10/28	**DETROIT LIONS**	**LOUISIANA SUPERDOME**	**L**	**10-27**	**64,368**
11/4	at Cincinnati Bengals	Riverfront Stadium	W	21-7	60,067
11/11	**TAMPA BAY BUCCANEERS**	**LOUISIANA SUPERDOME**	**W**	**35-7**	**67,865**
11/18	at Washington Redskins	R.F.K. Stadium	L	17-31	52,573
11/25	**ATLANTA FALCONS**	**LOUISIANA SUPERDOME**	**W**	**10-7**	**68,629**
12/2	at Dallas Cowboys	Texas Stadium	L	13-17	60,087
12/9	at Los Angeles Rams	Anaheim Stadium	W	24-20	56,864
12/16	**PITTSBURGH STEELERS**	**LOUISIANA SUPERDOME**	**L**	**6-9**	**68,582**
12/23	at San Francisco 49ers	Candlestick Park	W	13-10	60,112
12/31	**LOS ANGELES RAMS - MN**	**LOUISIANA SUPERDOME**	**W**	**20-17**	**68,647**
				274-275	**997,722**

NFC Wild Card Playoff

1/6	at Chicago Bears	Soldier Field	L	6-16	60,767

1991: 11-5 (1st-NFC West)

Head Coach: Jim Mora

9/1	**SEATTLE SEAHAWKS**	**LOUISIANA SUPERDOME**	**W**	**27-24**	**68,492**
9/8	at Kansas City Chiefs	Arrowhead Stadium	W	17-10	74,816
9/15	**LOS ANGELES RAMS - SN**	**LOUISIANA SUPERDOME**	**W**	**24-7**	**68,583**
9/22	**MINNESOTA VIKINGS**	**LOUISIANA SUPERDOME**	**W**	**26-0**	**68,591**
9/29	at Atlanta Falcons	Atlanta-Fulton County Stadium	W	27-6	56,556
10/13	at Philadelphia Eagles	Veterans Stadium	W	13-6	64,224
10/20	**TAMPA BAY BUCCANEERS**	**LOUISIANA SUPERDOME**	**W**	**23-7**	**68,591**
10/27	**CHICAGO BEARS**	**LOUISIANA SUPERDOME**	**L**	**17-20**	**68,591**

SEASONRESULTS (1991-94)

11/3	at Los Angeles Rams	Anaheim Stadium	W	24-17		58,713
11/10	**SAN FRANCISCO 49ERS**	**LOUISIANA SUPERDOME**	**W**	**10-3**		**68,591**
11/17	at San Diego Chargers	Jack Murphy Stadium	L	21-24		48,420
11/24	**ATLANTA FALCONS - SN**	**LOUISIANA SUPERDOME**	**L**	**20-23**	**OT**	**68,591**
12/1	at San Francisco 49ers	Candlestick Park	L	24-38		62,092
12/8	at Dallas Cowboys	Texas Stadium	L	14-23		64,530
12/16	**LOS ANGELES RAIDERS - MN**	**LOUISIANA SUPERDOME**	**W**	**27-0**		**68,625**
12/22	at Phoenix Cardinals	Sun Devil Stadium	W	27-3		30,928
				341-211		**1,008,934**
		NFC Wild Card Playoff				
12/28	**ATLANTA FALCONS**	**LOUISIANA SUPERDOME**	**L**	**20-27**		**68,794**

1992: 12-4 (2nd-NFC West)

Head Coach: Jim Mora

9/6	at Philadelphia Eagles	Veterans Stadium	L	13-15		63,513
9/13	**CHICAGO BEARS**	**LOUISIANA SUPERDOME**	**W**	**28-6**		**68,591**
9/20	at Atlanta Falcons	Georgia Dome	W	10-7		67,328
9/27	**SAN FRANCISCO 49ERS - SN**	**LOUISIANA SUPERDOME**	**L**	**10-16**		**68,591**
10/4	at Detroit Lions	Silverdome	W	13-7		66,971
10/11	**LOS ANGELES RAMS - SN**	**LOUISIANA SUPERDOME**	**W**	**13-10**		**68,591**
10/18	at Phoenix Cardinals	Sun Devil Stadium	W	30-21		27,735
11/1	**TAMPA BAY BUCCANEERS**	**LOUISIANA SUPERDOME**	**W**	**23-21**		**68,591**
11/8	at New England Patriots	Foxboro Stadium	W	31-14		45,413
11/15	at San Francisco 49ers	Candlestick Park	L	20-21		64,895
11/23	**WASHINGTON REDSKINS - MN**	**LOUISIANA SUPERDOME**	**W**	**20-3**		**68,591**
11/29	**MIAMI DOLPHINS**	**LOUISIANA SUPERDOME**	**W**	**24-13**		**68,591**
12/3	**ATLANTA FALCONS - TN**	**LOUISIANA SUPERDOME**	**W**	**22-14**		**68,591**
12/13	at Los Angeles Rams	Anaheim Stadium	W	37-14		47,355
12/20	**BUFFALO BILLS**	**LOUISIANA SUPERDOME**	**L**	**16-20**		**68,591**
12/26	at New York Jets - SAT	Giants Stadium	W	20-0		45,614
				330-202		**977,552**
		NFC Wild Card Playoff				
1/3	**PHILADELPHIA EAGLES**	**LOUISIANA SUPERDOME**	**L**	**20-36**		**68,893**

1993: 8-8 (2nd-NFC West)

Head Coach: Jim Mora

9/5	**HOUSTON OILERS - SN**	**LOUISIANA SUPERDOME**	**W**	**33-21**		**69,029**
9/12	at Atlanta Falcons	Georgia Dome	W	34-31		64,287
9/19	**DETROIT LIONS**	**LOUISIANA SUPERDOME**	**W**	**14-3**		**69,039**
9/26	**SAN FRANCISCO 49ERS**	**LOUISIANA SUPERDOME**	**W**	**16-13**		**69,041**
10/3	at Los Angeles Rams	Anaheim Stadium	W	37-6		50,709
10/17	at Pittsburgh Steelers	Three Rivers Stadium	L	14-37		56,056
10/24	**ATLANTA FALCONS**	**LOUISIANA SUPERDOME**	**L**	**15-26**		**69,043**
10/31	at Phoenix Cardinals	Sun Devil Stadium	W	20-17		36,778
11/14	**GREEN BAY PACKERS**	**LOUISIANA SUPERDOME**	**L**	**17-19**		**69,043**
11/22	at San Francisco 49ers - MN	Candlestick Park	L	7-42		66,500
11/28	at Minnesota Vikings	Metrodome	W	17-14		53,030
12/5	at Cleveland Browns	Municipal Stadium	L	13-17		60,388
12/12	**LOS ANGELES RAMS**	**LOUISIANA SUPERDOME**	**L**	**20-23**		**69,033**
12/20	**NEW YORK GIANTS - MN**	**LOUISIANA SUPERDOME**	**L**	**14-24**		**69,036**
12/26	at Philadelphia Eagles	Veterans Stadium	L	26-37		50,085
1/2	**CINCINNATI BENGALS**	**LOUISIANA SUPERDOME**	**W**	**20-13**		**58,036**
				317-343		**979,133**

1994: 7-9 (2nd-NFC West)

Head Coach: Jim Mora

9/4	**KANSAS CITY CHIEFS**	**LOUISIANA SUPERDOME**	**L**	**17-30**		**69,362**
9/11	**WASHINGTON REDSKINS**	**LOUISIANA SUPERDOME**	**L**	**24-38**		**58,049**
9/18	at Tampa Bay Buccaneers	Tampa Stadium	W	9-7		45,522
9/25	at San Francisco 49ers	Candlestick Park	L	13-24		63,971
10/2	**NEW YORK GIANTS**	**LOUISIANA SUPERDOME**	**W**	**27-22**		**55,076**
10/9	at Chicago Bears	Soldier Field	L	7-17		63,822
10/16	**SAN DIEGO CHARGERS**	**LOUISIANA SUPERDOME**	**L**	**22-36**		**50,565**
10/23	**LOS ANGELES RAMS**	**LOUISIANA SUPERDOME**	**W**	**37-34**		**47,908**
11/6	at Minnesota Vikings	Metrodome	L	20-21		57,564
11/13	**ATLANTA FALCONS**	**LOUISIANA SUPERDOME**	**W**	**33-32**		**60,313**
11/20	at Los Angeles Raiders	L.A. Memorial Coliseum	L	19-24		41,722
11/28	**SAN FRANCISCO 49ERS - MN**	**LOUISIANA SUPERDOME**	**L**	**14-35**		**61,304**

12/4	at Los Angeles Rams	Anaheim Stadium	W	31-15		34,960
12/11	at Atlanta Falcons - SN	Georgia Dome	W	29-20		61,307
12/19	**DALLAS COWBOYS - MN**	**LOUISIANA SUPERDOME**	**L**	**16-24**		**67,323**
12/24	at Denver Broncos - SAT	Mile High Stadium	W	30-28		64,445
				348-407		**903,213**

1995: 7-9 (5th-NFC West)

Head Coach: Jim Mora

9/3	**SAN FRANCISCO 49ERS**	**LOUISIANA SUPERDOME**	**L**	**22-24**		**66,627**
9/10	at St. Louis Rams	Busch Stadium	L	13-17		59,335
9/17	**ATLANTA FALCONS**	**LOUISIANA SUPERDOME**	**L**	**24-27**	**OT**	**57,442**
9/24	at New York Giants	Giants Stadium	L	29-45		72,619
10/1	**PHILADELPHIA EAGLES**	**LOUISIANA SUPERDOME**	**L**	**10-15**		**43,938**
10/15	**MIAMI DOLPHINS**	**LOUISIANA SUPERDOME**	**W**	**33-30**		**55,628**
10/22	at Carolina Panthers	Clemson Memorial Stadium	L	3-20		55,484
10/29	at San Francisco 49ers	3Com Park	W	11-7		65,272
11/5	**ST. LOUIS RAMS**	**LOUISIANA SUPERDOME**	**W**	**19-10**		**43,120**
11/12	**INDIANAPOLIS COLTS**	**LOUISIANA SUPERDOME**	**W**	**17-14**		**44,122**
11/19	at Minnesota Vikings	Metrodome	L	24-43		58,108
11/26	**CAROLINA PANTHERS - SN**	**LOUISIANA SUPERDOME**	**W**	**34-26**		**39,580**
12/3	at New England Patriots	Foxboro Stadium	W	31-17		59,876
12/10	at Atlanta Falcons	Georgia Dome	L	14-19		54,603
12/16	**GREEN BAY PACKERS - SAT**	**LOUISIANA SUPERDOME**	**L**	**23-34**		**50,132**
12/24	at New York Jets	Giants Stadium	W	12-0		28,885
				319-348		**854,771**

1996: 3-13 (5th-NFC West)

Head Coaches: Jim Mora (8 games, 2-6) & Rick Venturi (8 games, 1-7)

9/1	at San Francisco 49ers	3Com Park	L	11-27		63,970
9/8	**CAROLINA PANTHERS**	**LOUISIANA SUPERDOME**	**L**	**20-22**		**43,288**
9/15	at Cincinnati Bengals	Riverfront Stadium	L	15-30		45,412
9/22	**ARIZONA CARDINALS**	**LOUISIANA SUPERDOME**	**L**	**14-28**		**34,316**
9/29	at Baltimore Ravens	Memorial Stadium	L	10-17		61,063
10/6	**JACKSONVILLE JAGUARS**	**LOUISIANA SUPERDOME**	**W**	**17-13**		**34,231**
10/13	**CHICAGO BEARS**	**LOUISIANA SUPERDOME**	**W**	**27-24**		**43,512**
10/20	at Carolina Panthers	Ericsson Stadium	L	7-19		70,888
11/3	**SAN FRANCISCO 49ERS - SN**	**LOUISIANA SUPERDOME**	**L**	**17-24**		**53,297**
11/10	**HOUSTON OILERS**	**LOUISIANA SUPERDOME**	**L**	**14-31**		**34,121**
11/17	at Atlanta Falcons	Georgia Dome	L	15-17		43,119
11/24	at Tampa Bay Buccaneers	Houlihan's Stadium	L	7-13		40,203
12/1	**ST. LOUIS RAMS**	**LOUISIANA SUPERDOME**	**L**	**10-26**		**26,310**
12/8	**ATLANTA FALCONS**	**LOUISIANA SUPERDOME**	**L**	**15-31**		**32,923**
12/15	at New York Giants	Giants Stadium	W	17- 3		52,530
12/21	at St. Louis Rams	Trans World Dome	L	13-14		57,681
				229-339		**736,864**

1997: 6-10 (4th-NFC West)

Head Coach: Mike Ditka

8/31	at St. Louis Rams	Trans World Dome	L	24-38		64,575
9/7	**SAN DIEGO CHARGERS**	**LOUISIANA SUPERDOME**	**L**	**6-20**		**65,760**
9/14	at San Francisco 49ers	3Com Park	L	7-33		61,838
9/21	**DETROIT LIONS**	**LOUISIANA SUPERDOME**	**W**	**35-17**		**50,016**
9/28	at New York Giants	Giants Stadium	L	9-14		68,891
10/5	at Chicago Bears - SN	Soldier Field	W	20-17		58,865
10/12	**ATLANTA FALCONS**	**LOUISIANA SUPERDOME**	**L**	**17-23**		**65,619**
10/19	**CAROLINA PANTHERS**	**LOUISIANA SUPERDOME**	**L**	**0-13**		**50,963**
10/26	**SAN FRANCISCO 49ERS**	**LOUISIANA SUPERDOME**	**L**	**0-23**		**60,443**
11/9	at Oakland Raiders	Oakland Coliseum	W	13-10		40,091
11/16	**SEATTLE SEAHAWKS**	**LOUISIANA SUPERDOME**	**W**	**20-17**	**OT**	**50,493**
11/23	at Atlanta Falcons	Georgia Dome	L	3-20		48,620
11/30	at Carolina Panthers	Ericsson Stadium	W	16-13		57,957
12/7	**ST. LOUIS RAMS**	**LOUISIANA SUPERDOME**	**L**	**27-34**		**54,803**
12/14	**ARIZONA CARDINALS**	**LOUISIANA SUPERDOME**	**W**	**27-10**		**45,517**
12/21	at Kansas City Chiefs	Arrowhead Stadium	L	13-25		66,772
				237-327		**911,223**

SEASONRESULTS (1998-2000)

1998: 6-10 (3rd-NFC West)

Head Coach: Mike Ditka

9/6	at St. Louis Rams	Trans World Dome	W	24-17		56,943
9/13	**CAROLINA PANTHERS**	**LOUISIANA SUPERDOME**	**W**	**19-14**		**51,915**
9/27	at Indianapolis Colts	RCA Dome	W	19-13	OT	48,480
10/4	**NEW ENGLAND PATRIOTS**	**LOUISIANA SUPERDOME**	**L**	**27-30**		**56,172**
10/11	**SAN FRANCISCO 49ERS**	**LOUISIANA SUPERDOME**	**L**	**0-31**		**62,811**
10/18	at Atlanta Falcons	Georgia Dome	L	23-31		60,774
10/25	**TAMPA BAY BUCCANEERS**	**LOUISIANA SUPERDOME**	**W**	**9-3**		**52,695**
11/1	at Carolina Panthers	Ericsson Stadium	L	17-31		62,514
11/8	at Minnesota Vikings	Metrodome	L	24-31		63,779
11/15	**ST. LOUIS RAMS**	**LOUISIANA SUPERDOME**	**W**	**24-3**		**46,430**
11/22	at San Francisco 49ers - SN	3Com Park	L	20-31		68,429
11/29	at Miami Dolphins	Pro Player Stadium	L	10-30		73,216
12/6	**DALLAS COWBOYS**	**LOUISIANA SUPERDOME**	**W**	**22-3**		**65,065**
12/13	**ATLANTA FALCONS**	**LOUISIANA SUPERDOME**	**L**	**17-27**		**61,678**
12/20	at Arizona Cardinals	Sun Devil Stadium	L	17-19		51,617
12/27	**BUFFALO BILLS**	**LOUISIANA SUPERDOME**	**L**	**33-45**		**39,707**
				305-359		**922,225**

1999: 3-13 (5th-NFC West)

Head Coach: Mike Ditka

9/12	**CAROLINA PANTHERS**	**LOUISIANA SUPERDOME**	**W**	**19-10**		**58,166**
9/19	at San Francisco 49ers	3Com Park	L	21-28		67,685
10/3	at Chicago Bears	Soldier Field	L	10-14		66,944
10/10	**ATLANTA FALCONS**	**LOUISIANA SUPERDOME**	**L**	**17-20**		**57,289**
10/17	**TENNESSEE TITANS**	**LOUISIANA SUPERDOME**	**L**	**21-24**		**51,875**
10/24	at New York Giants	Giants Stadium	L	3-31		77,982
10/31	**CLEVELAND BROWNS**	**LOUISIANA SUPERDOME**	**L**	**16-21**		**48,817**
11/7	**TAMPA BAY BUCCANEERS**	**LOUISIANA SUPERDOME**	**L**	**16-31**		**47,129**
11/14	**SAN FRANCISCO 49ERS**	**LOUISIANA SUPERDOME**	**W**	**24-6**		**52,198**
11/21	at Jacksonville Jaguars - SN	ALLTEL Stadium	L	23-41		69,772
11/28	at St. Louis Rams	Trans World Dome	L	12-43		65,864
12/5	at Atlanta Falcons	Georgia Dome	L	12-35		62,568
12/12	**ST. LOUIS RAMS**	**LOUISIANA SUPERDOME**	**L**	**14-30**		**46,838**
12/19	at Baltimore Ravens	PSINet Stadium	L	8-31		67,597
12/24	**DALLAS COWBOYS - FR**	**LOUISIANA SUPERDOME**	**W**	**31-24**		**47,835**
1/2	at Carolina Panthers	Ericsson Stadium	L	13-45		56,929
				260-434		**945,488**

2000: 10-6 (1st-NFC West)

Head Coach: Jim Haslett

9/3	**DETROIT LIONS**	**LOUISIANA SUPERDOME**	**L**	**10-14**		**64,900**
9/10	at San Diego Chargers	Qualcomm Stadium	W	28-27		51,300
9/17	at Seattle Seahawks	Husky Stadium	L	10-20		59,513
9/24	**PHILADELPHIA EAGLES**	**LOUISIANA SUPERDOME**	**L**	**7-21**		**64,900**
10/8	at Chicago Bears	Soldier Field	W	31-10		66,944
10/15	**CAROLINA PANTHERS**	**LOUISIANA SUPERDOME**	**W**	**24-6**		**50,015**
10/22	at Atlanta Falcons	Georgia Dome	W	21-19		56,508
10/29	at Arizona Cardinals	Sun Devil Stadium	W	21-10		35,016
11/5	**SAN FRANCISCO 49ERS**	**LOUISIANA SUPERDOME**	**W**	**31-15**		**64,900**
11/12	at Carolina Panthers	Ericsson Stadium	W	20-10		72,981
11/19	**OAKLAND RAIDERS**	**LOUISIANA SUPERDOME**	**L**	**22-31**		**64,900**
11/26	at St. Louis Rams	Trans World Dome	W	31-24		66,064
12/3	**DENVER BRONCOS**	**LOUISIANA SUPERDOME**	**L**	**23-38**		**64,900**
12/10	at San Francisco 49ers	3Com Park	W	31-27		67,892
12/17	**ATLANTA FALCONS**	**LOUISIANA SUPERDOME**	**W**	**23-7**		**64,900**
12/24	**ST. LOUIS RAMS**	**LOUISIANA SUPERDOME**	**L**	**21-26**		**64,900**
				354-305		**980,533**
		NFC Wild Card Playoff				
12/30	**ST. LOUIS RAMS**	**LOUISIANA SUPERDOME**	**W**	**31-28**		**64,900**
		NFC Divisional Playoff				
1/6	at Minnesota Vikings	Metrodome	L	16-34		63,881

SEASONRESULTS (2001-04)

2001: 7-9 (3rd-NFC West)

Head Coach: Jim Haslett

9/9	at Buffalo Bills	Ralph Wilson Stadium	W	24-6		71,447
9/30	at New York Giants	Giants Stadium	L	13-21		78,451
10/7	**MINNESOTA VIKINGS**	**LOUISIANA SUPERDOME**	**W**	**28-15**		**70,020**
10/14	at Carolina Panthers	Ericsson Stadium	W	27-25		72,049
10/21	**ATLANTA FALCONS**	**LOUISIANA SUPERDOME**	**L**	**13-20**		**70,020**
10/28	at St. Louis Rams	Dome at America's Center	W	34-31		66,189
11/4	**NEW YORK JETS - SN**	**LOUISIANA SUPERDOME**	**L**	**9-16**		**70,020**
11/11	at San Francisco 49ers	3Com Park	L	27-28		68,083
11/18	**INDIANAPOLIS COLTS**	**LOUISIANA SUPERDOME**	**W**	**34-20**		**70,020**
11/25	at New England Patriots	Foxboro Stadium	L	17-34		60,292
12/2	**CAROLINA PANTHERS**	**LOUISIANA SUPERDOME**	**W**	**27-23**		**70,020**
12/9	at Atlanta Falcons	Georgia Dome	W	28-10		68,826
12/17	**ST. LOUIS RAMS - MN**	**LOUISIANA SUPERDOME**	**L**	**21-34**		**70,332**
12/23	at Tampa Bay Buccaneers	Raymond James Stadium	L	21-48		65,526
12/30	**WASHINGTON REDSKINS - SN**	**LOUISIANA SUPERDOME**	**L**	**10-40**		**70,020**
1/6	**SAN FRANCISCO 49ERS**	**LOUISIANA SUPERDOME**	**L**	**0-38**		**70,020**
				333-409		**1,111,335**

2002: 9-7 (3rd-NFC South)

Head Coach: Jim Haslett

9/8	at Tampa Bay Buccaneers	Raymond James Stadium	W	26-20	OT	65,554
9/15	**GREEN BAY PACKERS**	**LOUISIANA SUPERDOME**	**W**	**35-20**		**67,958**
9/22	at Chicago Bears	Memorial Stadium	W	29-23		63,216
9/29	at Detroit Lions	Ford Field	L	21-26		60,023
10/6	**PITTSBURGH STEELERS**	**LOUISIANA SUPERDOME**	**W**	**32-29**		**67,734**
10/13	at Washington Redskins	FedEx Field	W	43-27		80,768
10/20	**SAN FRANCISCO 49ERS**	**LOUISIANA SUPERDOME**	**W**	**35-27**		**67,903**
10/27	**ATLANTA FALCONS**	**LOUISIANA SUPERDOME**	**L**	**35-37**		**67,883**
11/10	at Carolina Panthers	Ericsson Stadium	W	34-24		72,566
11/17	at Atlanta Falcons	Georgia Dome	L	17-24		70,382
11/24	**CLEVELAND BROWNS**	**LOUISIANA SUPERDOME**	**L**	**15-24**		**68,295**
12/1	**TAMPA BAY BUCCANEERS - SN**	**LOUISIANA SUPERDOME**	**W**	**23-20**		**68,226**
12/8	at Baltimore Ravens	Ravens Stadium	W	37-25		69,334
12/15	**MINNESOTA VIKINGS**	**LOUISIANA SUPERDOME**	**L**	**31-32**		**67,851**
12/22	at Cincinnati Bengals	Paul Brown Stadium	L	13-20		43,544
12/29	**CAROLINA PANTHERS**	**LOUISIANA SUPERDOME**	**L**	**6-10**		**66,946**
				432-388		**1,068,183**

2003: 8-8 (2nd-NFC South)

Head Coach: Jim Haslett

9/7	at Seattle Seahawks	Seahawks Stadium	L	10-27		52,250
9/14	**HOUSTON TEXANS**	**LOUISIANA SUPERDOME**	**W**	**31-10**		**68,390**
9/21	at Tennessee Titans	The Coliseum	L	12-27		68,809
9/28	**INDIANAPOLIS COLTS - SN**	**LOUISIANA SUPERDOME**	**L**	**21-55**		**70,020**
10/5	at Carolina Panthers	Ericsson Stadium	L	13-19		72,496
10/12	**CHICAGO BEARS**	**LOUISIANA SUPERDOME**	**W**	**20-13**		**68,390**
10/19	at Atlanta Falcons	Georgia Dome	W	45-17		70,837
10/26	**CAROLINA PANTHERS**	**LOUISIANA SUPERDOME**	**L**	**20-23**	**OT**	**68,370**
11/2	at Tampa Bay Buccaneers	Raymond James Stadium	W	17-14		65,524
11/16	**ATLANTA FALCONS**	**LOUISIANA SUPERDOME**	**W**	**23-20**	**OT**	**68,432**
11/23	at Philadelphia Eagles	Lincoln Financial Field	L	20-33		67,802
11/30	at Washington Redskins	FedEx Field	W	24-20		76,821
12/7	**TAMPA BAY BUCCANEERS**	**LOUISIANA SUPERDOME**	**L**	**7-14**		**68,442**
12/14	**NEW YORK GIANTS - SN**	**LOUISIANA SUPERDOME**	**W**	**45-7**		**68,399**
12/21	at Jacksonville Jaguars	ALLTEL Stadium	L	19-20		49,207
12/28	**DALLAS COWBOYS**	**LOUISIANA SUPERDOME**	**W**	**13-7**		**68,451**
				340-326		**1,072,640**

2004: 8-8 (2nd-NFC South)

Head Coach: Jim Haslett

9/12	**SEATTLE SEAHAWKS**	**LOUISIANA SUPERDOME**	**L**	**7-21**		**64,900**
9/19	**SAN FRANCISCO 49ERS**	**LOUISIANA SUPERDOME**	**W**	**30-27**		**64,900**
9/26	at St. Louis Rams	Edward Jones Dome	W	28-25	OT	65,856
10/3	at Arizona Cardinals	Sun Devil Stadium	L	10-34		28,109
10/10	**TAMPA BAY BUCCANEERS**	**LOUISIANA SUPERDOME**	**L**	**17-20**		**64,900**

SEASONRESULTS (2004-07)

10/17	**MINNESOTA VIKINGS - SN**	**LOUISIANA SUPERDOME**	**L**	**31-38**	**64,900**
10/24	at Oakland Raiders	Network Associates Coliseum	W	31-26	45,337
11/7	at San Diego Chargers	Qualcomm Stadium	L	17-43	59,662
11/14	**KANSAS CITY CHIEFS**	**LOUISIANA SUPERDOME**	**W**	**27-20**	**64,900**
11/21	**DENVER BRONCOS**	**LOUISIANA SUPERDOME**	**L**	**13-34**	**64,900**
11/28	at Atlanta Falcons	Georgia Dome	L	21-24	70,521
12/5	**CAROLINA PANTHERS**	**LOUISIANA SUPERDOME**	**L**	**21-32**	**58,878**
12/12	at Dallas Cowboys	Texas Stadium	W	27-13	64,056
12/19	at Tampa Bay Buccaneers	Raymond James Stadium	W	21-17	65,075
12/26	**ATLANTA FALCONS**	**LOUISIANA SUPERDOME**	**W**	**26-13**	**64,900**
1/2	at Carolina Panthers	Bank of America Stadium	W	21-18	73,302
				348-405	**985,096**

2005: 3-13 (4th-NFC South)

Head Coach: Jim Haslett

9/11	at Carolina Panthers	Bank of America Stadium	W	23-20	72,920
9/19	**NEW YORK GIANTS - MN**	**GIANTS STADIUM**	**L**	**10-27**	**68,031**
9/25	at Minnesota Vikings	Metrodome	L	16-33	63,952
10/2	**BUFFALO BILLS**	**ALAMODOME**	**W**	**19-7**	**58,688**
10/9	at Green Bay Packers	Lambeau Field	L	3-52	70,580
10/16	**ATLANTA FALCONS**	**ALAMODOME**	**L**	**31-34**	**65,562**
10/23	at St. Louis Rams	Edward Jones Dome	L	17-28	64,586
10/30	**MIAMI DOLPHINS**	**TIGER STADIUM**	**L**	**6-21**	**61,643**
11/06	**CHICAGO BEARS**	**TIGER STADIUM**	**L**	**17-20**	**32,637**
11/20	at New England Patriots	Gillette Stadium	L	17-24	68,756
11/27	at New York Jets - SN	Giants Stadium	W	21-19	77,152
12/4	**TAMPA BAY BUCCANEERS**	**TIGER STADIUM**	**L**	**3-10**	**34,411**
12/12	at Atlanta Falcons - MN	Georgia Dome	L	17-36	70,083
12/18	**CAROLINA PANTHERS**	**TIGER STADIUM**	**L**	**10-27**	**32,551**
12/24	**DETROIT LIONS**	**ALAMODOME**	**L**	**12-13**	**63,747**
1/1	at Tampa Bay Buccaneers	Raymond James Stadium	L	13-27	65,379
				235-398	**970,678**

2006: 10-6 (1st-NFC South)

Head Coach: Sean Payton

9/10	at Cleveland Browns	Cleveland Browns Stadium	W	19-14	72,915
9/17	at Green Bay Packers	Lambeau Field	W	34-27	70,602
9/25	**ATLANTA FALCONS - MN**	**LOUISIANA SUPERDOME**	**W**	**23-3**	**70,003**
10/1	at Carolina Panthers	Bank of America Stadium	L	18-21	73,392
10/8	**TAMPA BAY BUCCANEERS**	**LOUISIANA SUPERDOME**	**W**	**24-21**	**68,183**
10/15	**PHILADELPHIA EAGLES**	**LOUISIANA SUPERDOME**	**W**	**27-24**	**68,269**
10/29	**BALTIMORE RAVENS**	**LOUISIANA SUPERDOME**	**L**	**22-35**	**69,152**
11/5	Tampa Bay Buccaneers	Raymond James Stadium	W	31-14	65,561
11/12	Pittsburgh Steelers	Heinz Field	L	31-38	68,001
11/19	**CINCINNATI BENGALS**	**LOUISIANA SUPERDOME**	**L**	**16-31**	**68,001**
11/26	Atlanta Falcons	Georgia Dome	W	31-13	70,933
12/3	**SAN FRANCISCO 49ERS**	**LOUISIANA SUPERDOME**	**W**	**34-10**	**68,241**
12/10	at Dallas Cowboys	Texas Stadium	W	42-17	63,722
12/17	**WASHINGTON REDSKINS**	**LOUISIANA SUPERDOME**	**L**	**10-16**	**69,052**
12/24	at New York Giants	Giants Stadium	W	30-7	78,539
12/31	**CAROLINA PANTHERS**	**LOUISIANA SUPERDOME**	**L**	**21-31**	**69,569**
				413-322	**1,108,045**
		NFC Divisional Playoff			
1/13	**PHILADELHIA EAGLES**	**LOUISIANA SUPERDOME**	**W**	**27-24**	**70,001**
		NFC Championship Game			
1/21	at Chicago Bears	Soldier Field	L	14-39	61,817

2007: 7-9 (3rd-NFC South)

Head Coach: Sean Payton

9/6	at Indianapolis Colts - TN	RCA Dome	L	10-41	57,361
9/16	at Tampa Bay Buccaneers	Raymond James Stadium	L	14-31	65,178
9/24	**TENNESSEE TITANS - MN**	**LOUISIANA SUPERDOME**	**L**	**14-31**	**70,002**
10/7	**CAROLINA PANTHERS**	**LOUISIANA SUPERDOME**	**L**	**13-16**	**70,001**
10/14	at Seattle Seahawks - SN	Qwest Field	W	28-17	68,296
10/21	**ATLANTA FALCONS**	**LOUISIANA SUPERDOME**	**W**	**22-16**	**69,994**
10/28	at San Francisco 49ers	Monster Park	W	31-10	68,244
11/4	**JACKSONVILLE JAGUARS**	**LOUISIANA SUPERDOME**	**W**	**41-24**	**70,009**
11/11	**ST. LOUIS RAMS**	**LOUISIANA SUPERDOME**	**L**	**29-37**	**70,003**

SEASONRESULTS (2007-10)

11/18	at Houston Texans	Reliant Stadium	L	10-23		70,780
11/25	at Carolina Panthers	Bank of America Stadium	W	31-6		72,032
12/2	**TAMPA BAY BUCCANEERS**	**LOUISIANA SUPERDOME**	**L**	**23-27**		**70,009**
12/10	at Atlanta Falcons - MN	Georgia Dome	W	34-14		69,553
12/16	**ARIZONA CARDINALS**	**LOUISIANA SUPERDOME**	**W**	**31-24**		**70,007**
12/23	**PHILADELPHIA EAGLES**	**LOUISIANA SUPERDOME**	**L**	**23-38**		**70,011**
12/30	at Chicago Bears	Soldier Field	L	25-33		62,064
				379-388		**1,093,544**

2008: 8-8 (4th-NFC South)

Head Coach: Sean Payton

9/7	**TAMPA BAY BUCCANEERS**	**LOUISIANA SUPERDOME**	**W**	**24-20**		**69,881**
9/14	at Washington Redskins	FedEx Field	L	24-29		88,246
9/21	at Denver Broncos	INVESCO Field at Mile High	L	32-34		75,713
9/28	**SAN FRANCISCO 49ERS**	**LOUISIANA SUPERDOME**	**W**	**31-17**		**70,008**
10/6	**MINNESOTA VIKINGS - MN**	**LOUISIANA SUPERDOME**	**L**	**27-30**		**70,015**
10/12	**OAKLAND RAIDERS**	**LOUISIANA SUPERDOME**	**W**	**34-3**		**70,068**
10/19	at Carolina Panthers	Bank of America Stadium	L	7-30		73,687
10/26	**SAN DIEGO CHARGERS**	**WEMBLEY STADIUM**	**W**	**37-32**		**83,226**
11/9	at Atlanta Falcons	Georgia Dome	L	20-34		64,826
11/16	at Kansas City Chiefs	Arrowhead Stadium	W	30-20		74,159
11/24	**GREEN BAY PACKERS - MN**	**LOUISIANA SUPERDOME**	**W**	**51-29**		**70,668**
11/30	at Tampa Bay Buccaneers	Raymond James Stadium	L	20-23		64,430
12/7	**ATLANTA FALCONS**	**LOUISIANA SUPERDOME**	**W**	**29-25**		**70,011**
12/11	at Chicago Bears - TN	Soldier Field	L	24-27	OT	61,692
12/21	at Detroit Lions	Ford Field	W	42-7		49,309
12/28	**CAROLINA PANTHERS**	**LOUISIANA SUPERDOME**	**L**	**31-33**		**69,999**
				463-393		**1,125,938**

2009: 13-3 (1st-NFC South)

Head Coach: Sean Payton

9/13	**DETROIT LIONS**	**LOUISIANA SUPERDOME**	**W**	**45-27**		**69,719**
9/20	at Philadelphia Eagles	Lincoln Financial Field	W	48-22		69,144
9/27	at Buffalo Bills	Ralph Wilson Stadium	W	27-7		70,261
10/4	**NEW YORK JETS**	**LOUISIANA SUPERDOME**	**W**	**24-10**		**70,009**
10/18	**NEW YORK GIANTS**	**LOUISIANA SUPERDOME**	**W**	**48-27**		**70,011**
10/25	at Miami Dolphins	LandShark Stadium	W	46-34		66,689
11/2	**ATLANTA FALCONS - MN**	**LOUISIANA SUPERDOME**	**W**	**35-27**		**70,088**
11/8	**CAROLINA PANTHERS**	**LOUISIANA SUPERDOME**	**W**	**30-20**		**70,011**
11/15	at St. Louis Rams	Edward Jones Dome	W	28-23		59,858
11/22	at Tampa Bay Buccaneers	Raymond James Stadium	W	38-7		62,720
11/30	**NEW ENGLAND PATRIOTS - MN**	**LOUISIANA SUPERDOME**	**W**	**38-17**		**70,768**
12/6	at Washington Redskins	FedEx Field	W	33-30	OT	84,520
12/13	at Atlanta Falcons	Georgia Dome	W	26-23		68,930
12/19	**DALLAS COWBOYS - SAT**	**LOUISIANA SUPERDOME**	**L**	**17-24**		**70,213**
12/27	**TAMPA BAY BUCCANEERS**	**LOUISIANA SUPERDOME**	**L**	**17-20**	**OT**	**70,021**
1/3	at Carolina Panthers	Bank of America Stadium	L	10-23		73,047
				510-341		**1,116,009**
		NFC Divisional Playoff				
1/16	**ARIZONA CARDINALS**	**LOUISIANA SUPERDOME**	**W**	**45-14**		**70,149**
		NFC Championship Game				
1/24	**MINNESOTA VIKINGS**	**LOUISIANA SUPERDOME**	**W**	**31-28**	**OT**	**71,276**
		Super Bowl XLIV - Miami Gardens, Fla.				
2/7	vs. Indianapolis Colts	Sun Life Stadium	W	31-17		74,059

2010: 11-5 (2nd-NFC South)

Head Coach: Sean Payton

9/9	**MINNESOTA VIKINGS - TN**	**LOUISIANA SUPERDOME**	**W**	**14-9**		**70,051**
9/20	at San Francisco 49ers - MN	Candlestick Park	W	25-22		69,732
9/26	**ATLANTA FALCONS**	**LOUISIANA SUPERDOME**	**L**	**24-27**	**OT**	**70,051**
10/3	**CAROLINA PANTHERS**	**LOUISIANA SUPERDOME**	**W**	**16-14**		**70,016**
10/10	at Arizona Cardinals	University of Phoenix Stadium	L	20-30		62,621
10/17	at Tampa Bay Buccaneers	Raymond James Stadium	W	31-6		51,759
10/24	**CLEVELAND BROWNS**	**LOUISIANA SUPERDOME**	**L**	**17-30**		**70,077**
10/31	**PITTSBURGH STEELERS - SN**	**LOUISIANA SUPERDOME**	**W**	**20-10**		**70,011**
11/7	at Carolina Panthers	Bank of America Stadium	W	34-3		73,191
11/21	**SEATTLE SEAHAWKS**	**LOUISIANA SUPERDOME**	**W**	**34-19**		**70,015**
11/25	at Dallas Cowboys - Thur	Cowboys Stadium	W	30-27		93,985

SEASONRESULTS (2010-12)

12/5	at Cincinnati Bengals	Paul Brown Stadium	W	34-30		59,963
12/12	**ST. LOUIS RAMS**	**LOUISIANA SUPERDOME**	**W**	**31-13**		**70,015**
12/19	at Baltimore Ravens	M&T Bank Stadium	L	24-30		59,963
12/27	at Atlanta Falcons - MN	Georgia Dome	W	17-14		70,144
1/2	**TAMPA BAY BUCCANEERS**	**LOUISIANA SUPERDOME**	**L**	**13-23**		**70,068**
				384-307		**1,113,131**
		NFC Wild Card Playoff				
1/8	at Seattle Seahawks	Qwest Field	L	36-41		66,336

2011: 13-3 (1st-NFC South)

Head Coach: Sean Payton

9/8	at Green Bay Packers - TN	Lambeau Field	L	34-42		70,555
9/18	**CHICAGO BEARS**	**LOUISIANA SUPERDOME**	**W**	**30-13**		**73,109**
9/25	**HOUSTON TEXANS**	**LOUISIANA SUPERDOME**	**W**	**40-33**		**73,002**
10/2	at Jacksonville Jaguars	EverBank Field	W	23-10		62,471
10/9	at Carolina Panthers	Bank of America Stadium	W	30-27		72,769
10/16	at Tampa Bay Buccaneers	Raymond James Stadium	L	20-26		56,590
10/23	**INDIANAPOLIS COLTS - SN**	**MERCEDES-BENZ SUPERDOME**	**W**	**62-7**		**73,012**
10/30	at St. Louis Rams	Edward Jones Dome	L	21-31		57,179
11/6	**TAMPA BAY BUCCANEERS**	**MERCEDES-BENZ SUPERDOME**	**W**	**27-16**		**73,043**
11/13	at Atlanta Falcons	Georgia Dome	W	26-23	OT	70,359
11/28	**NEW YORK GIANTS - MN**	**MERCEDES-BENZ SUPERDOME**	**W**	**49-24**		**73,068**
12/4	**DETROIT LIONS - SN**	**MERCEDES-BENZ SUPERDOME**	**W**	**31-17**		**73,042**
12/11	at Tennessee Titans	LP Field	W	22-17		69,143
12/18	at Minnesota Vikings	Mall of America Field	W	42-20		62,623
12/26	**ATLANTA FALCONS - MN**	**MERCEDES-BENZ SUPERDOME**	**W**	**45-16**		**73,085**
1/1	**CAROLINA PANTHERS**	**MERCEDES-BENZ SUPERDOME**	**W**	**45-17**		**73,065**
				547-339		**1,106,095**
		NFC Wild Card Playoff				
1/7	**DETROIT LIONS - SAT**	**MERCEDES-BENZ SUPERDOME**	**W**	**45-28**		**73,038**
		NFC Divisional Playoff				
1/14	at San Francisco 49ers - SAT	Candlestick Park	L	32-36		69,732

2012: 7-9 (3rd-NFC South)

Head Coaches: Aaron Kromer (6 games, 2-4) & Joe Vitt (10 games, 5-5)

9/9	**WASHINGTON REDSKINS**	**MERCEDES-BENZ SUPERDOME**	**L**	**32-40**		**72,180**
9/16	at Carolina Panthers	Bank of America	L	27-35		72,879
9/23	**KANSAS CITY CHIEFS**	**MERCEDES-BENZ SUPERDOME**	**L**	**24-27**	**OT**	**72,226**
9/30	at Green Bay Packers	Lambeau Field	L	27-28		70,571
10/7	**SAN DIEGO CHARGERS - SN**	**MERCEDES-BENZ SUPERDOME**	**W**	**31-24**		**73,109**
10/21	at Tampa Bay Buccaneers	Raymond James Stadium	W	35-28		58,906
10/28	at Denver Broncos - SN	Sports Authority Field at Mile High	L	14-34		76,832
11/5	**PHILADELPHIA EAGLES - MN**	**MERCEDES-BENZ SUPERDOME**	**W**	**28-13**		**73,099**
11/11	**ATLANTA FALCONS**	**MERCEDES-BENZ SUPERDOME**	**W**	**31-27**		**73,126**
11/18	at Oakland Raiders	O.co Coliseum	W	38-17		56,880
11/25	**SAN FRANCISCO 49ERS**	**MERCEDES-BENZ SUPERDOME**	**L**	**21-31**		**73,147**
11/29	at Atlanta Falcons - TN	Georgia Dome	L	13-23		70,514
12/9	at New York Giants	MetLife Stadium	L	27-52		81,437
12/16	**TAMPA BAY BUCCANEERS**	**MERCEDES-BENZ SUPERDOME**	**W**	**41-0**		**73,096**
12/23	at Dallas Cowboys	Cowboys Stadium	W	34-31	OT	92,570
12/30	**CAROLINA PANTHERS**	**MERCEDES-BENZ SUPERDOME**	**L**	**38-44**		**73,124**
				561-454		**1,163,696**

RegularSeason

	Overall	Pct.	Home	Pct.	Road	Pct.
Totals Since 1967:	**306-395-5**	**.437**	**165-187-1**	**.469**	**141-208-4**	**.405**
Tulane Stadium (1967-74):			**23-32-1**	**.420**		
Mercedes-Benz Superdome (1975-present):			**140-148**	**.486**		
Giants Stadium (2005):			**0-1**	**.000**		
San Antonio Alamodome (2005):			**1-2**	**.333**		
Tiger Stadium (2005):			**0-4**	**.000**		
Wembley Stadium (2008):			**1-0**	**1.000**		

PostSeason

Totals	Overall[$]	Pct.	Home	Pct.	Road	Pct.
	6-8	**.429**	**5-3**	**.625**	**0-5**	**.000**
Mercedes-Benz Superdome (1975-present)			**5-3**	**.625**		

$ - includes Super Bowl XLIV (neutral site).

REGULAR SEASON (Home Games in Bold)

Arizona Cardinals (12-14-0)

Date	W/L	Score	Site	Attendance
12/3/67	L	20-31	Busch Stadium	41,171
9/29/68	**L**	**20-21**	**Tulane Stadium**	**79,021**
10/27/68	L	17-31	Busch Stadium	45,476
11/2/69	W	51-42	Busch Stadium	46,718
10/11/70	L	17-24	Busch Stadium	45,294
12/8/74	**W**	**14-0**	**Tulane Stadium**	**57,152**
10/23/77	L	31-49	Busch Stadium	48,417
10/5/80	**L**	**7-40**	**Louisiana Superdome**	**45,388**
12/6/81	L	3-30	Busch Stadium	46,923
9/12/82	**L**	**7-21**	**Louisiana Superdome**	**58,673**
9/4/83	**W**	**28-17**	**Louisiana Superdome**	**60,430**
9/23/84	**W**	**34-24**	**Louisiana Superdome**	**58,723**
12/8/85	L	16-28	Busch Stadium	29,527
11/16/86	W	16-7	Busch Stadium	32,069
10/11/87	L	19-24	Busch Stadium	11,795
9/23/90	**W**	**28-7**	**Louisiana Superdome**	**61,110**
12/22/91	W	27-3	Sun Devil Stadium	30,928
10/18/92	W	30-21	Sun Devil Stadium	27,735
10/31/93	W	20-17	Sun Devil Stadium	36,778
9/22/96	**L**	**14-28**	**Louisiana Superdome**	**34,316**
12/14/97	**W**	**27-10**	**Louisiana Superdome**	**45,517**
12/20/98	L	17-19	Sun Devil Stadium	51,617
10/29/00	W	21-10	Sun Devil Stadium	35,016
10/30/04	L	10-34	Sun Devil Stadium	29,109
12/16/07	**W**	**31-24**	**Louisiana Superdome**	**70,007**
10/10/10	L	20-30	Univ. of Phoenix Stadium	62,621

Atlanta Falcons (41-46-0)

11/26/67	**W**	**27-24**	**Tulane Stadium**	**83,437**
12/7/69	L	17-45	Atlanta Stadium	51,021
9/20/70	**L**	**3-14**	**Tulane Stadium**	**77,042**
10/25/70	L	14-32	Atlanta Stadium.	58,850
10/24/71	L	6-28	Atlanta Stadium	58,850
12/19/71	**L**	**20-24**	**Tulane Stadium**	**75,954**
10/15/72	**L**	**14-21**	**Tulane Stadium**	**66,294**
11/12/72	L	20-36	Atlanta Stadium	58,850
9/16/73	**L**	**7-62**	**Tulane Stadium**	**66,428**
12/16/73	L	10-14	Atlanta Stadium	34,147
9/29/74	**W**	**14-13**	**Tulane Stadium**	**62,273**
10/20/74	W	13-3	Atlanta Stadium	47,217
10/5/75	L	7-14	Atlanta Stadium	29,444
11/2/75	**W**	**23-7**	**Louisiana Superdome**	**49,342**
10/10/76	**W**	**30-0**	**Louisiana Superdome**	**51,521**
10/31/76	L	20-23	Atlanta-Fulton Co. Std.	34,127
11/20/77	**W**	**21-20**	**Louisiana Superdome**	**43,135**
12/18/77	L	7-35	Atlanta-Fulton Co. Std.	36,895
11/12/78	**L**	**17-20**	**Louisiana Superdome**	**70,323**
11/26/78	L	17-20	Atlanta-Fulton Co. Std.	55,121
9/2/79	**L**	**34-40 ot**	**Louisiana Superdome**	**70,940**
11/25/79	W	37-6	Atlanta-Fulton Co. Std.	42,815
10/19/80	**L**	**14-41**	**Louisiana Superdome**	**62,651**
11/16/80	L	13-31	Atlanta-Fulton Co. Std.	53,871
9/6/81	L	0-27	Atlanta-Fulton Co. Std.	57,406
11/1/81	**L**	**10-41**	**Louisiana Superdome**	**63,637**
12/12/82	L	0-35	Atlanta-Fulton Co. Std.	39,535
1/2/83	**W**	**35-6**	**Louisiana Superdome**	**47,336**
10/9/83	W	19-17	Atlanta-Fulton Co. Std.	51,654
11/6/83	**W**	**27-10**	**Louisiana Superdome**	**67,062**
9/2/84	**L**	**28-36**	**Louisiana Superdome**	**66,652**
11/11/84	W	17-13	Atlanta-Fulton Co. Std.	40,590
10/20/85	L	24-31	Atlanta-Fulton Co. Std.	44,784
12/22/85	**L**	**10-16**	**Louisiana Superdome**	**37,717**
9/7/86	**L**	**10-31**	**Louisiana Superdome**	**67,950**
12/14/86	W	14-9	Atlanta-Fulton Co. Std.	39,994
11/1/87	W	38-0	Atlanta-Fulton Co. Std.	42,196
9/11/88	W	29-21	Atlanta-Fulton Co. Std.	48,901
12/18/88	**W**	**10-9**	**Louisiana Superdome**	**60,566**
10/29/89	**W**	**20-13**	**Louisiana Superdome**	**65,153**
11/19/89	W	26-17	Atlanta-Fulton Co. Std.	53,173
10/7/90	L	27-28	Atlanta-Fulton Co. Std.	57,401
11/25/90	**W**	**10-7**	**Louisiana Superdome**	**68,629**
9/29/91	W	27-6	Atlanta-Fulton Co. Std.	56,556
11/24/91	**L**	**20-23 ot**	**Louisiana Superdome**	**68,591**
9/20/92	W	10-7	Georgia Dome	67,328
12/3/92	**W**	**22-14**	**Louisiana Superdome**	**68,591**
9/12/93	W	34-31	Georgia Dome	64,287
10/24/93	**L**	**15-26**	**Louisiana Superdome**	**69,043**
11/13/94	**W**	**33-32**	**Louisiana Superdome**	**60,313**
12/11/94	W	29-20	Georgia Dome	61,307
9/17/95	**L**	**24-27 ot**	**Louisiana Superdome**	**57,442**
12/10/95	L	14-19	Georgia Dome	54,603
11/17/96	L	15-17	Georgia Dome	43,119
12/8/96	**L**	**15-31**	**Louisiana Superdome**	**32,923**
10/12/97	**L**	**17-23**	**Louisiana Superdome**	**65,619**
11/23/97	L	3-20	Georgia Dome	48,620
10/18/98	L	23-31	Georgia Dome	60,774
12/13/98	**L**	**17-27**	**Louisiana Superdome**	**61,678**
10/10/99	**L**	**17-20**	**Louisiana Superdome**	**57,289**
12/5/99	L	12-35	Georgia Dome	62,568
10/22/00	W	21-19	Georgia Dome	56,508
12/17/00	**W**	**23-7**	**Louisiana Superdome**	**64,900**
10/21/01	**L**	**13-20**	**Louisiana Superdome**	**70,020**
12/9/01	W	28-10	Georgia Dome	68,826
10/27/02	**L**	**35-37**	**Louisiana Superdome**	**67,883**
11/17/02	L	17-24	Georgia Dome	70,382
10/19/03	W	45-17	Georgia Dome	70,837
11/16/03	**W**	**23-20 ot**	**Louisiana Superdome**	**68,432**
11/28/04	L	21-24	Georgia Dome	70,521
12/26/04	**W**	**26-13**	**Louisiana Superdome**	**64,900**
10/16/05	**L**	**31-34**	**Alamodome**	**65,562**
12/12/05	L	17-36	Georgia Dome	70,083
9/25/06	**W**	**23-3**	**Louisiana Superdome**	**70,003**
11/26/06	W	31-13	Georgia Dome	70,933
10/21/07	**W**	**22-16**	**Louisiana Superdome**	**69,994**
12/10/07	W	34-14	Georgia Dome	69,553
11/9/08	L	20-34	Georgia Dome	64,826
12/7/08	**W**	**29-25**	**Louisiana Superdome**	**70,011**
11/2/09	**W**	**35-27**	**Louisiana Superdome**	**70,088**
12/13/09	W	26-23	Georgia Dome	68,930
9/26/10	**L**	**24-27 ot**	**Louisiana Superdome**	**70,051**
12/27/10	W	17-14	Georgia Dome	70,144
11/13/11	W	26-23 ot	Georgia Dome	70,359
12/26/11	**W**	**45-16**	**Mercedes-Benz Superdome**	**73,085**
11/11/12	**W**	**31-27**	**Mercedes-Benz Superdome**	**73,126**
11/29/12	L	13-23	Georgia Dome	70,514

Baltimore Ravens (1-4-0)

9/29/96	L	10-17	Memorial Stadium	61,063
12/19/99	L	8-31	PSINet Stadium	67,597
12/8/02	W	37-25	Ravens Stadium	69,334
10/29/06	**L**	**22-35**	**Louisiana Superdome**	**69,152**
12/19/10	L	24-30	M&T Bank Stadium	71,432

Buffalo Bills (5-4-0)

11/4/73	**W**	**13-0**	**Tulane Stadium**	**74,770**
9/21/80	**L**	**26-35**	**Louisiana Superdome**	**51,154**
10/30/83	L	21-27	Rich Stadium	49,413
12/10/89	W	22-19	Rich Stadium	70,037
12/20/92	**L**	**16-20**	**Louisiana Superdome**	**68,591**
12/27/98	**L**	**33-45**	**Louisiana Superdome**	**39,707**
9/9/01	W	24-6	Ralph Wilson Stadium	71,447
10/2/05	**W**	**19-7**	**Alamodome**	**58,688**
9/27/09	W	27-7	Ralph Wilson Stadium	70,261

Carolina Panthers (17-19-0)

10/22/95	L	3-20	Clemson Memorial Std.	55,484
11/26/95	**W**	**34-26**	**Louisiana Superdome**	**39,580**
9/8/96	**L**	**20-22**	**Louisiana Superdome**	**43,288**
10/20/96	L	7-19	Ericsson Stadium	70,888
10/19/97	**L**	**0-13**	**Louisiana Superdome**	**50,963**
11/30/97	W	16-13	Ericsson Stadium	57,957

SERIES RECORDS

9/13/98	**W**	**19-14**	**Louisiana Superdome**	**51,915**
11/1/98	L	17-31	Ericsson Stadium	62,514
9/12/99	**W**	**19-10**	**Louisiana Superdome**	**58,166**
1/2/00	L	13-45	Ericsson Stadium	56,929
10/15/00	**W**	**24-6**	**Louisiana Superdome**	**50,015**
11/12/00	W	20-10	Ericsson Stadium	72,981
10/14/01	W	27-25	Ericsson Stadium	72,049
12/2/01	**W**	**27-23**	**Louisiana Superdome**	**70,020**
11/10/02	W	34-24	Ericsson Stadium	72,566
12/29/02	**L**	**6-10**	**Louisiana Superdome**	**66,946**
10/5/03	L	13-19	Ericsson Stadium	72,496
10/26/03	**L**	**20-23 ot**	**Louisiana Superdome**	**68,370**
12/05/04	**L**	**21-32**	**Louisiana Superdome**	**58,878**
1/2/05	W	21-18	Bank of America Stadium	73,302
9/11/05	W	23-20	Bank of America Stadium	72,920
12/18/05	**L**	**10-27**	**Tiger Stadium**	**32,551**
10/1/06	L	18-21	Bank of America Stadium	73,392
12/31/06	**L**	**21-31**	**Louisiana Superdome**	**69,569**
10/7/07	**L**	**13-16**	**Louisiana Superdome**	**70,001**
11/25/07	W	31-6	Bank of America Stadium	72,032
10/19/08	L	7-30	Bank of America Stadium	73,687
12/28/08	**L**	**31-33**	**Louisiana Superdome**	**69,999**
11/8/09	**W**	**30-20**	**Louisiana Superdome**	**70,011**
1/3/10	L	10-23	Bank of America Stadium	73,047
10/3/10	**W**	**16-14**	**Louisiana Superdome**	**70,016**
11/7/10	W	34-3	Bank of America Stadium	73,191
10/9/11	W	30-27	Bank of America Stadium	72,679
1/1/12	**W**	**45-17**	**Mercedes-Benz Superdome**	**73,065**
9/16/12	L	27-35	Bank of America Stadium	72,879
12/30/12	**L**	**38-44**	**Mercedes-Benz Superdome**	**73,124**

Chicago Bears (12-13-0)

12/1/68	**L**	**17-23**	**Tulane Stadium**	**78,285**
12/20/70	**L**	**3-24**	**Tulane Stadium**	**63,518**
10/10/71	L	14-35	Soldier Field	55,049
10/7/73	**W**	**21-16**	**Tulane Stadium**	**56,561**
10/6/74	L	10-24	Soldier Field	45,818
12/21/75	**L**	**17-42**	**Louisiana Superdome**	**33,371**
10/2/77	W	42-24	Soldier Field	51,488
9/14/80	L	3-22	Soldier Field	62,523
9/19/82	W	10-0	Soldier Field	56,600
9/18/83	**W**	**34-31 ot**	**Louisiana Superdome**	**64,692**
10/7/84	L	7-20	Soldier Field	53,752
10/18/87	W	19-17	Soldier Field	46,813
10/27/91	**L**	**17-20**	**Louisiana Superdome**	**68,591**
9/13/92	**W**	**28-6**	**Louisiana Superdome**	**68,591**
10/9/94	L	7-17	Soldier Field	63,822
10/13/96	**W**	**27-24**	**Louisiana Superdome**	**43,512**
10/5/97	W	20-17	Soldier Field	58,865
10/3/99	L	10-14	Soldier Field	66,944
10/8/00	W	31-10	Soldier Field	66,944
9/22/02	W	29-23	Memorial Stadium	63,216
10/12/03	**W**	**20-13**	**Louisiana Superdome**	**68,390**
11/6/05	**L**	**17-20**	**Tiger Stadium**	**32,637**
12/30/07	L	25-33	Soldier Field	62,064
12/11/08	L	24-27 ot	Soldier Field	61,692
9/18/11	**W**	**30-13**	**Louisiana Superdome**	**73,019**

Cincinnati Bengals (6-6-0)

11/29/70	L	6-26	Riverfront Stadium	59,342
9/28/75	**L**	**0-21**	**Louisiana Superdome**	**52,531**
9/24/78	W	20-18	Riverfront Stadium	40,455
10/25/81	**W**	**17-7**	**Louisiana Superdome**	**46,336**
12/9/84	**L**	**21-24**	**Louisiana Superdome**	**40,855**
12/20/87	W	41-24	Riverfront Stadium	43,424
11/4/90	W	21-7	Riverfront Stadium	60,067
1/2/94	**W**	**20-13**	**Louisiana Superdome**	**58,036**
9/15/96	L	15-30	Riverfront Stadium	45,412
12/22/02	L	13-20	Paul Brown Stadium	43,544
11/19/06	**L**	**16-31**	**Louisiana Superdome**	**68,001**
12/5/10	W	34-30	Paul Brown Stadium	59,963

Cleveland Browns (4-12-0)

10/1/67	**L**	**7-42**	**Tulane Stadium**	**77,045**
9/15/68	**L**	**10-24**	**Tulane Stadium**	**74,215**
11/10/68	L	17-35	Municipal Stadium	71,025
10/12/69	**L**	**17-27**	**Tulane Stadium**	**71,274**
12/12/71	**L**	**17-21**	**Tulane Stadium**	**72,794**
11/30/75	L	16-17	Municipal Stadium	44,753
10/8/78	**L**	**16-24**	**Louisiana Superdome**	**50,158**
10/18/81	L	17-20	Municipal Stadium	76,059
10/28/84	W	16-14	Municipal Stadium	52,489
9/13/87	**W**	**28-21**	**Louisiana Superdome**	**59,900**
10/14/90	**W**	**25-20**	**Louisiana Superdome**	**68,608**
12/5/93	L	13-17	Municipal Stadium	60,388
10/31/99	**L**	**16-21**	**Louisiana Superdome**	**48,817**
11/24/02	**L**	**15-24**	**Louisiana Superdome**	**68,295**
9/10/06	W	19-14	Cleveland Browns Stadium	72,915
10/24/10	**L**	**17-30**	**Louisiana Superdome**	**70,077**

Dallas Cowboys (10-15-0)

10/15/67	L	10-14	Cotton Bowl	64,128
11/12/67	**L**	**10-27**	**Tulane Stadium**	**83,437**
11/3/68	**L**	**3-17**	**Tulane Stadium**	**84,728**
9/28/69	**L**	**17-21**	**Tulane Stadium**	**79,567**
11/9/69	L	17-33	Cotton Bowl	68,282
10/17/71	**W**	**24-14**	**Tulane Stadium**	**83,088**
9/24/73	L	3-40	Texas Stadium	52,715
9/19/76	**L**	**6-24**	**Louisiana Superdome**	**61,413**
11/19/78	L	7-27	Texas Stadium	57,920
12/19/82	L	7-21	Texas Stadium	64,506
9/25/83	L	20-21	Texas Stadium	62,136
10/21/84	L	27-30 ot	Texas Stadium	50,966
10/3/88	**W**	**20-17**	**Louisiana Superdome**	**68,474**
9/10/89	**W**	**28-0**	**Louisiana Superdome**	**66,977**
12/2/90	L	13-17	Texas Stadium	60,087
12/8/91	L	14-23	Texas Stadium	64,530
12/19/94	**L**	**16-24**	**Louisiana Superdome**	**67,323**
12/6/98	**W**	**22-3**	**Louisiana Superdome**	**65,065**
12/24/99	**W**	**31-24**	**Louisiana Superdome**	**47,835**
12/28/03	**W**	**13-7**	**Louisiana Superdome**	**68,451**
12/12/04	W	27-13	Texas Stadium	64,056
12/10/06	W	42-17	Texas Stadium	63,722
12/19/09	**L**	**17-24**	**Louisiana Superdome**	**70,213**
11/25/10	W	30-27	Cowboys Stadium	93,985
12/23/12	W	34-31 ot	Cowboys Stadium	92,570

Denver Broncos (2-8-0)

11/22/70	**L**	**6-31**	**Tulane Stadium**	**66,837**
10/13/74	L	17-33	Mile High Stadium	51,881
11/4/79	L	3-10	Mile High Stadium	74,482
9/15/85	L	23-34	Mile High Stadium	74,488
11/20/88	**W**	**42-0**	**Louisiana Superdome**	**68,075**
12/24/94	W	30-28	Mile High Stadium	64,445
12/3/00	**L**	**23-38**	**Louisiana Superdome**	**64,900**
11/21/04	**L**	**13-34**	**Louisiana Superdome**	**64,900**
9/21/08	L	32-34	INVESCO Field	75,713
10/28/12	L	14-34	Sports Auth. Fld. at Mile High	76,832

Detroit Lions (11-9-1)

11/24/68	T	20-20	Tiger Stadium	46,152
11/8/70	**W**	**19-17**	**Tulane Stadium**	**66,910**
11/19/72	L	14-27	Tiger Stadium	53,752
10/14/73	**W**	**20-13**	**Tulane Stadium**	**57,810**
11/3/74	L	14-19	Tiger Stadium	43,256
11/14/76	**W**	**17-16**	**Louisiana Superdome**	**42,048**
9/25/77	L	19-23	Silverdome	51,458
10/21/79	**W**	**17-7**	**Louisiana Superdome**	**57,428**
10/12/80	L	13-24	Silverdome	78,147
9/18/88	W	22-14	Silverdome	32,943
12/3/89	L	14-21	Silverdome	38,550
10/28/90	**L**	**10-27**	**Louisiana Superdome**	**64,368**
10/4/92	W	13-7	Silverdome	66,971

9/19/93	**W**	**14-3**	**Louisiana Superdome**	**69,039**
9/21/97	**W**	**35-17**	**Louisiana Superdome**	**50,016**
9/3/00	**L**	**10-14**	**Louisiana Superdome**	**64,900**
9/29/02	L	21-26	Ford Field	60,023
12/24/05	**L**	**12-13**	**Alamodome**	**63.747**
12/21/08	W	42-7	Ford Field	49,309
9/13/09	**W**	**45-27**	**Louisiana Superdome**	**69,719**
12/4/11	**W**	**31-17**	**Mercedes-Benz Superdome**	**73,042**

GreenBayPackers (7-16-0)

11/17/68	L	7-29	Milwaukee County Std.	49,644
11/28/71	W	29-21	Milwaukee County Std.	48,035
12/17/72	**L**	**20-30**	**Tulane Stadium**	**65,881**
12/2/73	L	10-30	Milwaukee County Std.	46,092
10/12/75	**W**	**20-19**	**Louisiana Superdome**	**51,371**
11/7/76	L	27-32	Milwaukee County Std.	52,936
9/18/77	**L**	**20-24**	**Louisiana Superdome**	**56,250**
9/10/78	L	17-28	Milwaukee County Std.	54,336
9/9/79	L	19-28	Milwaukee County Std.	53,184
12/13/81	**L**	**7-35**	**Louisiana Superdome**	**45,518**
11/4/84	**L**	**13-23**	**Louisiana Superdome**	**57,426**
11/17/85	L	14-38	Milwaukee County Std.	52,104
9/14/86	**W**	**24-10**	**Louisiana Superdome**	**46,383**
12/27/87	**W**	**33-24**	**Louisiana Superdome**	**68,364**
9/17/89	L	34-35	Lambeau Field	55,809
11/14/93	**L**	**17-19**	**Louisiana Superdome**	**69,043**
12/16/95	**L**	**23-34**	**Louisiana Superdome**	**50,132**
9/15/02	**W**	**35-20**	**Louisiana Superdome**	**67,958**
10/9/05	L	3-52	Lambeau Field	70,580
9/17/06	W	34-27	Lambeau Field	72,915
11/24/08	**W**	**51-29**	**Louisiana Superdome**	**70,668**
9/8/11	L	34-42	Lambeau Field	70,555
9/30/12	L	27-28	Lambeau Field	70,571

HoustonTexans (2-1-0)

9/14/03	**W**	**31-10**	**Louisiana Superdome**	**68,390**
11/18/07	L	10-23	Reliant Stadium	70,780
9/25/11	**W**	**40-33**	**Louisiana Superdome**	**73,002**

IndianapolisColts (6-5-0)

12/10/67	L	10-30	Memorial Stadium	60,238
10/19/69	**L**	**10-30**	**Tulane Stadium**	**80,636**
9/30/73	L	10-14	Memorial Stadium	52,293
10/12/86	W	17-14	Hoosier Dome	53,512
12/24/89	**W**	**41-6**	**Louisiana Superdome**	**49,009**
11/12/95	**W**	**17-14**	**Louisiana Superdome**	**44,122**
9/27/98	W	19-13 ot	RCA Dome	48,480
11/18/01	**W**	**34-20**	**Louisiana Superdome**	**70,020**
9/28/03	**L**	**21-55**	**Louisiana Superdome**	**70,020**
9/6/07	L	10-41	RCA Dome	57,361
10/23/11	**W**	**62-7**	**Mercedes-Benz Superdome**	**73,012**

JacksonvilleJaguars (3-2-0)

10/6/96	**W**	**17-13**	**Louisiana Superdome**	**34,231**
11/21/99	L	23-41	ALLTEL Stadium	69,772
12/21/03	L	19-20	ALLTEL Stadium	49,207
11/4/07	**W**	**41-24**	**Louisiana Superdome**	**70,009**
10/2/11	W	23-10	EverBank Field	62,471

KansasCityChiefs (5-5-0)

9/25/72	**L**	**17-20**	**Tulane Stadium**	**70,793**
9/26/76	W	27-17	Arrowhead Stadium	53,918
11/21/82	**W**	**27-17**	**Louisiana Superdome**	**39,341**
9/8/85	**L**	**27-47**	**Louisiana Superdome**	**57,760**
9/8/91	W	17-10	Arrowhead Stadium	74,816
9/4/94	**L**	**17-30**	**Louisiana Superdome**	**69,362**
12/21/97	L	13-25	Arrowhead Stadium	66,772
11/14/04	**W**	**27-20**	**Louisiana Superdome**	**64,900**
11/16/08	W	30-20	Arrowhead Stadium	74,159
9/23/12	**L**	**24-27 ot**	**Mercedes-Benz Superdome**	**72,226**

MiamiDolphins (4-6-0)

11/15/70	L	10-21	Orange Bowl	42,866
11/10/74	**L**	**0-21**	**Tulane Stadium**	**74,289**
9/28/80	L	16-21	Orange Bowl	40,946
10/2/83	**W**	**17-7**	**Louisiana Superdome**	**66,489**
12/7/86	**L**	**27-31**	**Louisiana Superdome**	**64,761**
11/29/92	**W**	**24-13**	**Louisiana Superdome**	**68,591**
10/15/95	**W**	**33-30**	**Louisiana Superdome**	**55,628**
11/29/98	L	10-30	Pro Player Stadium	73,216
10/30/05	**L**	**6-21**	**Tiger Stadium**	**61,643**
10/25/09	W	46-34	LandShark Stadium	66,689

MinnesotaVikings (9-18-0)

10/13/68	**W**	**20-17**	**Tulane Stadium**	**71,105**
9/27/70	L	0-26	Metropolitan Stadium	47,900
11/21/71	**L**	**10-23**	**Tulane Stadium**	**83,130**
11/5/72	L	6-37	Metropolitan Stadium	49,784
12/1/74	L	9-29	Metropolitan Stadium	44,202
11/16/75	**L**	**7-20**	**Louisiana Superdome**	**52,765**
9/12/76	**L**	**9-40**	**Louisiana Superdome**	**58,156**
9/3/78	**W**	**31-24**	**Louisiana Superdome**	**54,187**
11/30/80	**L**	**20-23**	**Louisiana Superdome**	**30,936**
11/15/81	L	10-20	Metropolitan Stadium	45,215
11/27/83	**W**	**17-16**	**Louisiana Superdome**	**59,502**
11/24/85	W	30-23	Metrodome	54,117
12/21/86	L	17-33	Metrodome	51,209
12/4/88	L	3-45	Metrodome	61,215
9/16/90	L	3-32	Metrodome	56,272
9/22/91	**W**	**26-0**	**Louisiana Superdome**	**68,591**
11/28/93	W	17-14	Metrodome	53,030
11/6/94	L	20-21	Metrodome	57,564
11/19/95	L	24-43	Metrodome	58,108
11/8/98	L	24-31	Metrodome	63,779
10/7/01	**W**	**28-15**	**Louisiana Superdome**	**70,020**
12/15/02	**L**	**31-32**	**Louisiana Superdome**	**67,851**
10/17/04	**L**	**31-38**	**Louisiana Superdome**	**64,900**
9/25/05	L	16-33	Metrodome	63,952
10/6/08	**L**	**27-30**	**Louisiana Superdome**	**70,015**
9/9/10	**W**	**14-9**	**Louisiana Superdome**	**70,051**
12/18/11	W	42-20	Mall of America Field	62,623

NewEnglandPatriots (4-8-0)

12/10/72	**L**	**10-17**	**Tulane Stadium**	**64,889**
12/5/76	L	6-27	Schaefer Stadium	53,592
12/21/80	**L**	**27-38**	**Louisiana Superdome**	**38,277**
12/4/83	L	0-7	Sullivan Stadium	24,579
11/30/86	**L**	**20-21**	**Louisiana Superdome**	**58,259**
11/12/89	W	28-24	Sullivan Stadium	47,680
11/8/92	W	31-14	Foxboro Stadium	45,413
12/3/95	W	31-17	Foxboro Stadium	59,876
10/4/98	**L**	**27-30**	**Louisiana Superdome**	**56,172**
11/25/01	L	17-34	Foxboro Stadium	60,292
11/20/05	L	17-24	Gillette Stadium	68,756
11/30/09	**W**	**38-17**	**Louisiana Superdome**	**70,768**

NewYorkGiants (12-15-0)

10/8/67	L	21-27	Yankee Stadium	62,670
10/6/68	L	21-38	Yankee Stadium	60,967
11/16/69	W	25-24	Yankee Stadium	62,927
10/4/70	**W**	**14-10**	**Tulane Stadium**	**69,126**
10/8/72	L	21-45	Yankee Stadium	62,507
12/14/75	L	14-28	Shea Stadium	40,150
10/29/78	**W**	**28-17**	**Louisiana Superdome**	**58,807**
9/30/79	**W**	**24-14**	**Louisiana Superdome**	**51,543**
9/20/81	L	7-20	Giants Stadium	69,814
12/15/84	W	10-3	Giants Stadium	63,739
10/27/85	**L**	**13-21**	**Louisiana Superdome**	**54,082**
9/28/86	L	17-20	Giants Stadium	72,769
11/22/87	**W**	**23-14**	**Louisiana Superdome**	**67,639**
11/27/88	**L**	**12-13**	**Louisiana Superdome**	**66,526**
12/20/93	**L**	**14-24**	**Louisiana Superdome**	**69,036**

SERIES RECORDS

10/2/94	**W**	**27-22**	**Louisiana Superdome**	**55,076**
9/24/95	L	29-45	Giants Stadium	72,619
12/15/96	W	17-3	Giants Stadium	52,530
9/28/97	L	9-14	Giants Stadium	68,891
10/24/99	L	3-31	Giants Stadium	77,982
9/30/01	L	13-21	Giants Stadium	78,451
12/14/03	**W**	**45-7**	**Louisiana Superdome**	**68,399**
9/19/05	**L**	**10-27**	**Giants Stadium**	**68,031**
12/24/06	W	30-7	Giants Stadium	78,539
10/18/09	**W**	**48-27**	**Louisiana Superdome**	**70,011**
11/28/11	**W**	**49-24**	**Mercedes-Benz Superdome**	**73,068**
12/9/12	L	27-52	MetLife Stadium	81,437

New York Jets (6-5-0)

12/3/72	L	17-18	Shea Stadium	62,496
12/4/77	**L**	**13-16**	**Louisiana Superdome**	**40,464**
12/14/80	W	21-20	Shea Stadium	38,077
11/21/83	**L**	**28-31**	**Louisiana Superdome**	**68,606**
10/26/86	L	23-28	Giants Stadium	44,246
10/15/89	**W**	**29-14**	**Louisiana Superdome**	**59,521**
12/26/92	W	20-0	Giants Stadium	45,614
12/24/95	W	12-0	Giants Stadium	28,885
11/4/01	**L**	**9-16**	**Louisiana Superdome**	**70,020**
11/27/05	W	21-19	Giants Stadium	77,152
10/4/09	**W**	**24-10**	**Louisiana Superdome**	**70,009**

Oakland Raiders (6-5-1)

11/7/71	**T**	**21-21**	**Tulane Stadium**	**83,102**
11/9/75	L	10-48	Oakland Coliseum	51,267
12/3/79	**L**	**35-42**	**Louisiana Superdome**	**65,541**
10/13/85	L	13-23	L.A. Memorial Col.	48,152
10/23/88	**W**	**20-6**	**Louisiana Superdome**	**66,249**
12/16/91	**W**	**27-0**	**Louisiana Superdome**	**68,625**
11/20/94	L	19-24	L.A. Memorial Col.	41,722
11/9/97	W	13-10	Oakland Coliseum	40,091
11/19/00	**L**	**22-31**	**Louisiana Superdome**	**64,900**
10/24/04	W	31-26	Network Assoc. Col.	45,337
10/12/08	**W**	**34-3**	**Louisiana Superdome**	**70,068**
11/18/12	W	38-17	O.co Coliseum	56,880

Philadelphia Eagles (11-15-0)

11/5/67	**W**	**31-24**	**Tulane Stadium**	**59,596**
11/19/67	L	21-48	Franklin Field	60,751
12/8/68	L	17-29	Franklin Field	57,128
10/26/69	L	10-13	Franklin Field	60,568
11/30/69	**W**	**26-17**	**Tulane Stadium**	**72,805**
10/29/72	**W**	**21-3**	**Tulane Stadium**	**65,664**
10/27/74	**W**	**14-10**	**Tulane Stadium**	**64,257**
11/6/77	L	7-28	Veterans Stadium	53,482
9/17/78	**L**	**17-24**	**Louisiana Superdome**	**49,242**
9/16/79	**L**	**14-26**	**Louisiana Superdome**	**54,212**
11/9/80	**L**	**21-34**	**Louisiana Superdome**	**44,340**
10/11/81	**L**	**14-31**	**Louisiana Superdome**	**52,728**
12/11/83	W	20-17 ot	Veterans Stadium	45,182
10/6/85	**W**	**23-21**	**Louisiana Superdome**	**56,364**
9/20/87	L	17-27	Veterans Stadium	57,485
12/18/89	**W**	**30-20**	**Louisiana Superdome**	**59,218**
10/13/91	W	13-6	Veterans Stadium	64,224
9/6/92	L	13-15	Veterans Stadium	63,513
12/26/93	L	26-37	Veterans Stadium	50,085
10/1/95	**L**	**10-15**	**Louisiana Superdome**	**43,938**
9/24/00	**L**	**7-21**	**Louisiana Superdome**	**64,900**
11/23/03	L	20-33	Lincoln Financial Field	67,802
10/15/06	**W**	**27-24**	**Louisiana Superdome**	**68,269**
12/23/07	**L**	**23-28**	**Louisiana Superdome**	**70,011**
9/20/09	W	48-22	Lincoln Financial Field	69,144
11/5/12	**W**	**28-13**	**Mercedes-Benz Superdome**	**73,099**

Pittsburgh Steelers (7-7-0)

10/29/67	**L**	**10-14**	**Tulane Stadium**	**68,911**
10/20/68	W	16-12	Pitt Stadium	32,303
12/15/68	**W**	**24-14**	**Tulane Stadium**	**66,131**
12/21/69	**W**	**27-24**	**Tulane Stadium**	**72,256**
11/25/74	**L**	**7-28**	**Tulane Stadium**	**71,907**
11/5/78	L	14-20	Three Rivers Stadium	48,526
10/4/81	**L**	**6-20**	**Louisiana Superdome**	**64,578**
11/19/84	**W**	**27-24**	**Louisiana Superdome**	**66,005**
11/29/87	W	20-16	Three Rivers Stadium	47,896
12/16/90	**L**	**6-9**	**Louisiana Superdome**	**68,582**
10/17/93	L	14-37	Three Rivers Stadium	56,056
10/6/02	**W**	**32-29**	**Louisiana Superdome**	**67,734**
11/12/06	L	31-38	Heinz Field	61,911
10/31/10	**W**	**20-10**	**Louisiana Superdome**	**70,011**

St. Louis Rams (31-39-0)

9/17/67	**L**	**13-27**	**Tulane Stadium**	**80,879**
10/5/69	L	17-36	L.A. Memorial Col.	54,789
11/1/70	**L**	**17-30**	**Tulane Stadium**	**77,861**
12/6/70	L	16-34	L.A. Memorial Col.	66,410
9/19/71	**W**	**24-20**	**Tulane Stadium**	**70,915**
12/5/71	L	28-45	L.A. Memorial Col.	73,610
9/17/72	L	14-34	L.A. Memorial Col.	66,303
11/26/72	**W**	**19-16**	**Tulane Stadium**	**64,325**
11/11/73	L	7-29	L.A. Memorial Col.	70,358
11/25/73	**L**	**13-24**	**Tulane Stadium**	**67,192**
9/22/74	L	0-24	L.A. Memorial Col.	64,178
11/17/74	**W**	**20-7**	**Tulane Stadium**	**57,287**
10/26/75	L	14-38	L.A. Memorial Col.	54,723
12/7/75	**L**	**7-14**	**Louisiana Superdome**	**39,958**
10/24/76	**L**	**10-16**	**Louisiana Superdome**	**51,984**
11/28/76	L	14-33	L.A. Memorial Col.	54,906
10/16/77	L	7-14	L.A. Memorial Col.	46,045
10/30/77	**W**	**27-26**	**Louisiana Superdome**	**59,023**
10/1/78	**L**	**20-26**	**Louisiana Superdome**	**61,659**
10/22/78	W	10-3	L.A. Memorial Col.	47,574
10/7/79	**L**	**17-35**	**Louisiana Superdome**	**68,986**
12/16/79	W	29-14	L.A. Memorial Col.	53,879
11/2/80	L	31-45	Anaheim Stadium	59,909
11/24/80	**L**	**7-27**	**Louisiana Superdome**	**53,448**
9/13/81	**W**	**23-17**	**Louisiana Superdome**	**62,063**
11/8/81	W	21-13	Anaheim Stadium	61,068
9/11/83	L	27-30	Anaheim Stadium	45,572
12/18/83	**L**	**24-26**	**Louisiana Superdome**	**70,148**
10/14/84	**L**	**10-28**	**Louisiana Superdome**	**63,161**
12/2/84	L	21-34	Anaheim Stadium	49,348
11/3/85	L	10-28	Anaheim Stadium	49,030
12/1/85	**W**	**29-3**	**Louisiana Superdome**	**44,122**
11/9/86	**W**	**6-0**	**Louisiana Superdome**	**62,352**
11/23/86	L	13-26	Anaheim Stadium	58,600
10/4/87	**W**	**37-10**	**Louisiana Superdome**	**29,745**
11/8/87	W	31-14	Anaheim Stadium	43,379
10/30/88	**L**	**10-12**	**Louisiana Superdome**	**68,238**
11/13/88	W	14-10	Anaheim Stadium	63,305
10/22/89	W	40-21	Anaheim Stadium	57,567
11/26/89	**L**	**17-20 ot**	**Louisiana Superdome**	**64,274**
12/9/90	W	24-20	Anaheim Stadium	56,864
12/31/90	**W**	**20-17**	**Louisiana Superdome**	**68,647**
9/15/91	**W**	**24-7**	**Louisiana Superdome**	**68,583**
11/3/91	W	24-17	Anaheim Stadium	58,713
10/11/92	**W**	**13-10**	**Louisiana Superdome**	**68,591**
12/13/92	W	37-14	Anaheim Stadium	47,355
10/3/93	W	37-6	Anaheim Stadium	50,709
12/12/93	**L**	**20-23**	**Louisiana Superdome**	**69,033**
10/23/94	**W**	**37-34**	**Louisiana Superdome**	**47,908**
12/4/94	W	31-15	Anaheim Stadium	34,960
9/10/95	L	13-17	Busch Stadium	59,335
11/5/95	**W**	**19-10**	**Louisiana Superdome**	**43,120**
12/1/96	**L**	**10-26**	**Louisiana Superdome**	**26,310**
12/21/96	L	13-14	Trans World Dome	57,681
8/31/97	L	24-38	Trans World Dome	64,575
12/7/97	**L**	**27-34**	**Louisiana Superdome**	**54,803**
9/6/98	W	24-17	Trans World Dome	56,943
11/15/98	**W**	**24-3**	**Louisiana Superdome**	**46,430**
11/28/99	L	12-43	Trans World Dome	65,864
12/12/99	**L**	**14-30**	**Louisiana Superdome**	**46,838**
11/26/00	W	31-24	Trans World Dome	66,064

12/24/00	**L**	**21-26**	**Louisiana Superdome**	**64,900**
10/28/01	W	34-31	Dome at America's Cen.	66,189
12/17/01	**L**	**21-34**	**Louisiana Superdome**	**70,332**
9/26/04	W	28-25 ot	Edward Jones Dome	65,856
10/23/05	L	17-28	Edward Jones Dome	64,586
11/11/07	**L**	**29-37**	**Louisiana Superdome**	**70,003**
11/15/09	W	28-23	Edward Jones Dome	59,858
12/12/10	**W**	**31-13**	**Louisiana Superdome**	**70,015**
10/30/11	L	21-31	Edward Jones Dome	57,179

SanDiegoChargers (4-7-0)

11/18/73	L	14-17	San Diego Stadium	34,848
10/9/77	**L**	**0-14**	**Louisiana Superdome**	**53,942**
12/9/79	**L**	**0-35**	**Louisiana Superdome**	**61,059**
10/9/88	W	23-17	Jack Murphy Stadium	42,693
11/17/91	L	21-24	Jack Murphy Stadium	48,420
10/16/94	**L**	**22-36**	**Louisiana Superdome**	**50.565**
9/7/97	**L**	**6-20**	**Louisiana Superdome**	**65,760**
9/10/00	W	28-27	Qualcomm Stadium	51,300
11/07/04	L	17-43	Qualcomm Stadium	59,662
10/26/08	**W**	**37-32**	**Wembley Stadium**	**83,226**
10/7/12	**W**	**31-24**	**Mercedes-Benz Superdome**	**73,109**

SanFrancisco49ers (24-46-2)

10/22/67	L	13-27	Kezar Stadium	34,285
11/23/69	**W**	**43-38**	**Tulane Stadium**	**71,448**
10/18/70	T	20-20	Kezar Stadium	39,446
12/13/70	**L**	**27-38**	**Tulane Stadium**	**61,940**
9/26/71	**L**	**20-38**	**Tulane Stadium**	**81,595**
11/14/71	W	26-20	Candlestick Park	45,138
10/1/72	**L**	**2-37**	**Tulane Stadium**	**69,840**
10/22/72	T	20-20	Candlestick Park	59,167
10/21/73	L	0-40	Candlestick Park	52,881
12/9/73	**W**	**16-10**	**Tulane Stadium**	**62,490**
9/15/74	**L**	**13-17**	**Tulane Stadium**	**65,071**
12/15/74	L	21-35	Candlestick Park	40,418
10/19/75	L	21-35	Candlestick Park	39,990
11/23/75	**L**	**6-16**	**Louisiana Superdome**	**40,328**
10/17/76	L	3-33	Candlestick Park	43,160
12/12/76	**L**	**7-27**	**Louisiana Superdome**	**42,536**
11/13/77	**L**	**7-10 ot**	**Louisiana Superdome**	**41,564**
11/27/77	L	17-20	Candlestick Park	33,702
10/15/78	W	14-7	Candlestick Park	37,671
12/3/78	**W**	**24-13**	**Louisiana Superdome**	**50,068**
9/23/79	W	30-21	Candlestick Park	39,727
11/11/79	**W**	**31-20**	**Louisiana Superdome**	**65,551**
9/7/80	**L**	**23-26**	**Louisiana Superdome**	**58,621**
12/7/80	L	35-38 ot	Candlestick Park	37,949
9/27/81	L	14-21	Candlestick Park	44,433
12/20/81	**L**	**17-21**	**Louisiana Superdome**	**43,639**
11/28/82	W	23-20	Candlestick Park	51,611
10/16/83	**L**	**13-32**	**Louisiana Superdome**	**68,154**
11/13/83	L	0-27	Candlestick Park	40,022
9/16/84	L	20-30	Candlestick Park	57,611
11/25/84	**L**	**3-35**	**Louisiana Superdome**	**65,117**
9/29/85	W	20-17	Candlestick Park	58,053
12/15/85	**L**	**19-31**	**Louisiana Superdome**	**46,065**
9/21/86	L	17-26	Candlestick Park	58,297
11/2/86	**W**	**23-10**	**Louisiana Superdome**	**53,234**
10/25/87	**L**	**22-24**	**Louisiana Superdome**	**60,497**
11/15/87	W	26-24	Candlestick Park	60,436
9/4/88	**L**	**33-34**	**Louisiana Superdome**	**66,357**
12/11/88	L	17-30	Candlestick Park	62,977
10/8/89	**L**	**20-24**	**Louisiana Superdome**	**60,488**
11/6/89	L	13-31	Candlestick Park	60,667
9/10/90	**L**	**12-13**	**Louisiana Superdome**	**68,629**
12/23/90	W	13-10	Candlestick Park	60,112
11/10/91	**W**	**10-3**	**Louisiana Superdome**	**68,591**
12/1/91	L	24-38	Candlestick Park	62,092
9/27/92	**L**	**10-16**	**Louisiana Superdome**	**68,591**
11/15/92	L	20-21	Candlestick Park	64,895
9/26/93	**W**	**16-13**	**Louisiana Superdome**	**69,041**
11/22/93	L	7-42	Candlestick Park	66,500
9/25/94	L	13-24	Candlestick Park	63,971
11/28/94	**L**	**14-35**	**Louisiana Superdome**	**61,304**
9/3/95	**L**	**22-24**	**Louisiana Superdome**	**66,627**
10/29/95	W	11-7	3Com Park	65,272
9/1/96	L	11-27	3Com Park	63,970
11/3/96	**L**	**17-24**	**Louisiana Superdome**	**53,297**
9/14/97	L	7-33	3Com Park	61,838
10/26/97	**L**	**0-23**	**Louisiana Superdome**	**60,443**
10/11/98	**L**	**0-31**	**Louisiana Superdome**	**62,811**
11/22/98	L	20-31	3Com Park	68,429
9/19/99	L	21-28	3Com Park	67,685
11/14/99	**W**	**24-6**	**Louisiana Superdome**	**52,198**
11/5/00	**W**	**31-15**	**Louisiana Superdome**	**64,900**
12/10/00	W	31-27	3Com Park	67,892
11/11/01	L	27-28	3Com Park	68,083
1/6/02	**L**	**0-38**	**Louisiana Superdome**	**70,020**
10/20/02	**W**	**35-27**	**Louisiana Superdome**	**67,903**
9/19/04	**W**	**30-27**	**Louisiana Superdome**	**64,900**
12/03/06	**W**	**34-10**	**Louisiana Superdome**	**68,241**
10/28/07	W	31-10	Monster Park	68,244
9/28/08	**W**	**31-17**	**Louisiana Superdome**	**70,008**
9/20/10	W	25-22	Candlestick Park	69,732
11/25/12	**L**	**21-31**	**Mercedes-Benz Superdome**	**73,147**

SeattleSeahawks (6-5-0)

11/21/76	W	51-27	Kingdome	61,865
11/18/79	L	24-38	Kingdome	60,055
11/10/85	**L**	**3-27**	**Louisiana Superdome**	**47,365**
10/16/88	W	20-19	Kingdome	63,569
9/1/91	**W**	**27-24**	**Louisiana Superdome**	**68,492**
11/16/97	**W**	**20-17 ot**	**Louisiana Superdome**	**50,493**
9/17/00	L	10-20	Husky Stadium	59,513
9/7/03	L	10/27	Seahawks Stadium	52,250
9/12/04	**L**	**7-21**	**Louisiana Superdome**	**64,900**
10/14/07	W	28-17	Qwest Field	68,296
11/21/10	**W**	**34-19**	**Louisiana Superdome**	**70,015**

TampaBayBuccaneers (25-17-0)

12/11/77	**L**	**14-33**	**Louisiana Superdome**	**40,124**
12/17/78	W	17-10	Tampa Stadium	51,207
10/14/79	W	42-14	Tampa Stadium	67,640
11/29/81	**L**	**14-31**	**Louisiana Superdome**	**62,209**
12/5/82	**L**	**10-13**	**Louisiana Superdome**	**61,709**
10/23/83	W	24-21	Tampa Stadium	48,242
9/9/84	**W**	**17-13**	**Louisiana Superdome**	**54,686**
9/22/85	**W**	**20-13**	**Louisiana Superdome**	**45,320**
10/19/86	**W**	**38-7**	**Louisiana Superdome**	**43,355**
12/6/87	**W**	**44-34**	**Louisiana Superdome**	**66,471**
9/25/88	**W**	**13-9**	**Louisiana Superdome**	**66,671**
9/24/89	L	10-20	Tampa Stadium	44,053
11/11/90	**W**	**35-7**	**Louisiana Superdome**	**67,865**
10/20/91	**W**	**23-7**	**Louisiana Superdome**	**68,591**
11/1/92	**W**	**23-21**	**Louisiana Superdome**	**68,591**
9/18/94	W	9-7	Tampa Stadium	45,522
11/24/96	L	7-13	Houlihan's Stadium	40,203
10/25/98	**W**	**9-3**	**Louisiana Superdome**	**52,695**
11/7/99	**L**	**16-31**	**Louisiana Superdome**	**47,129**
12/23/01	L	21-48	Raymond James Stadium	65,526
9/8/02	W	26-20 ot	Raymond James Stadium	65,554
12/1/02	**W**	**23-20**	**Louisiana Superdome**	**68,226**
11/2/03	W	17-14	Raymond James Stadium	65,524
12/7/03	**L**	**7-14**	**Louisiana Superdome**	**68,442**
10/10/04	**L**	**17-20**	**Louisiana Superdome**	**64,900**
12/19/04	W	21-17	Raymond James Stadium	65,075
12/4/05	**L**	**3-10**	**Tiger Stadium**	**34,411**
1/1/06	L	13-27	Raymond James Stadium	65,379
10/8/06	**W**	**24-21**	**Louisiana Superdome**	**68,183**
11/5/06	W	31-14	Raymond James Stadium	65,561
9/16/07	L	14-31	Raymond James Stadium	65,178
12/2/07	**L**	**23-27**	**Louisiana Superdome**	**70,009**
9/7/08	**W**	**24-20**	**Louisiana Superdome**	**69,881**
11/30/08	L	20-23	Raymond James Stadium	64,430
11/22/09	W	38-7	Raymond James Stadium	62,720
12/27/09	**L**	**17-20 ot**	**Louisiana Superdome**	**70,021**

SERIES RECORDS

10/17/10	W	31-6	Raymond James Stadium	51,759
1/2/11	**L**	**13-23**	**Louisiana Superdome**	**70,068**
10/16/11	L	20-26	Raymond James Stadium	56,590
11/6/11	**W**	**27-16**	**Mercedes-Benz Superdome**	**73,043**
10/21/12	W	35-28	Raymond James Stadium	58,906
12/16/12	**W**	**41-0**	**Mercedes-Benz Superdome**	**73,096**

Tennessee Titans (5-7-1)

10/3/71	T	13-13	Astrodome	47,966
10/3/76	**L**	**26-31**	**Louisiana Superdome**	**51,973**
12/10/78	**L**	**12-17**	**Louisiana Superdome**	**63,169**
11/22/81	W	27-24	Astrodome	49,581
9/30/84	W	27-10	Astrodome	43,108
12/13/87	**W**	**24-10**	**Louisiana Superdome**	**68,257**
10/21/90	L	10-23	Astrodome	57,908
9/5/93	**W**	**33-21**	**Louisiana Superdome**	**69,029**
11/10/96	**L**	**14-31**	**Louisiana Superdome**	**34,121**
10/17/99	**L**	**21-24**	**Louisiana Superdome**	**51,875**
9/21/03	L	12-27	The Coliseum	68,809
9/24/07	**L**	**14-31**	**Louisiana Superdome**	**70,002**
12/11/11	W	22-17	LP Field	69,143

Washington Redskins (8-16-0)

9/24/67	**L**	**10-30**	**Tulane Stadium**	**74,937**
12/17/67	W	30-14	D.C. Stadium	50,486
9/22/68	**W**	**37-17**	**Tulane Stadium**	**65,941**
9/21/69	**L**	**20-26**	**Tulane Stadium**	**73,147**
12/14/69	L	14-17	R.F.K. Stadium	50,354
10/31/71	L	14-24	R.F.K. Stadium	53,041
10/28/73	**W**	**19-3**	**Tulane Stadium**	**66,315**
9/21/75	L	3-41	R.F.K. Stadium	54,414
10/28/79	W	14-10	R.F.K. Stadium	52,133
10/26/80	L	14-22	R.F.K. Stadium	51,375
12/26/82	**L**	**10-27**	**Louisiana Superdome**	**48,667**
10/5/86	**L**	**6-14**	**Louisiana Superdome**	**57,378**
11/6/88	L	24-27	R.F.K. Stadium	54,183
10/1/89	**L**	**14-16**	**Louisiana Superdome**	**64,358**
11/18/90	L	17-31	R.F.K. Stadium	52,573
11/23/92	**W**	**20-3**	**Louisiana Superdome**	**68,591**
9/11/94	**L**	**24-38**	**Louisiana Superdome**	**58,049**
12/30/01	**L**	**10-40**	**Louisiana Superdome**	**70,020**
10/13/02	W	43-27	FedEx Field	80,768
11/30/03	W	24-20	FedEx Field	76,821
12/17/06	**L**	**10-16**	**Louisiana Superdome**	**69,052**
9/14/08	L	24-29	FedEx Field	88,246
12/6/09	W	33-30 ot	FedEx Field	84,520
9/9/12	**L**	**32-40**	**Mercedes-Benz Superdome**	**72,180**

PostSeason

Arizona Cardinals (1-0)

1/16/10	**W**	**45-14**	**Louisiana Superdome#**	**70,149**

Atlanta Falcons (0-1)

12/28/91	**L**	**20-27**	**Louisiana Superdome***	**68,794**

Chicago Bears (0-2)

1/6/91	L	6-16	Soldier Field*	60,767
1/21/07	L	14-39	Soldier Field%	61,817

Detroit Lions (1-0)

1/7/12	**W**	**45-28**	**Mercedes-Benz Superdome***	**73,038**

Indianapolis Colts (1-0)

2/7/10	W	31-17	Sun Life Stadium$	74,059

Minnesota Vikings (1-2)

1/3/87	**L**	**10-44**	**Louisiana Superdome***	**68,127**
1/6/01	L	16-34	Metrodome#	63,881
1/24/10	**W**	**31-28 ot**	**Louisiana Superdome%**	**71,276**

Philadelphia Eagles (1-1)

1/3/93	**L**	**20-36**	**Louisiana Superdome***	**68,893**
1/13/07	**W**	**27-24**	**Louisiana Superdome#**	**70,001**

St. Louis Rams (1-0)

12/30/00	**W**	**31-28**	**Louisiana Superdome***	**64,900**

San Francisco 49ers (0-1)

1/14/12	L	32-36	Candlestick Park#	69,732

Seattle Seahawks (0-1)

1/8/11	L	36-41	Qwest Field*	66,336

* - NFC Wild Card Playoff; # - NFC Divisional Playoff
% - NFC Championship; $ - Super Bowl



ATTENDANCE FIGURES

	COMBINED			HOME			ROAD		
Year	**Total**	**Games**	**Avg.**	**Total**	**Games**	**Avg.**	**Total**	**Games**	**Avg.**
1967	901,971	14	64,427	528,242	7	75,463	373,729	7	53,390
1968	882,121	14	63,009	519,426	7	74,203	362,695	7	51,814
1969	921,972	14	65,855	521,133	7	74,447	400,839	7	57,262
1970	843,342	14	60,238	483,234	7	69,033	360,108	7	51,444
1971	932,267	14	66,590	550,578	7	78,654	381,689	7	54,527
1972	880,545	14	62,896	467,686	7	66,812	412,859	7	58,980
1973	794,900	14	56,779	451,566	7	64,509	343,334	7	49,048
1974	788,156	14	56,296	452,236	7	64,605	335,920	7	47,988
1975	633,807	14	45,272	319,066	7	45,581	314,741	7	44,963
1976	714,135	14	51,010	359,631	7	51,376	354,504	7	50,643
1977	655,079	14	46,791	334,502	7	47,786	321,577	7	45,940
1978	850,823	16	53,176	457,613	8	57,202	393,210	8	49,151
1979	939,175	16	58,698	495,260	8	61,907	443,915	8	55,489
1980	807,652	16	50,478	384,855	8	48,109	422,797	8	52,850
1981	891,207	16	55,700	440,708	8	55,089	450,499	8	55,700
1982	467,978	9	51,988	255,726	5	51,145	212,252	4	53,063
1983	891,883	16	55,743	525,083	8	65,635	366,800	8	45,850
1984	884,588	16	55,287	472,625	8	59,078	411,963	8	51,495
1985	799,050	16	49,963	388,795	8	49,941	410,255	8	51,282
1986	864,368	16	54,023	453,672	8	56,709	410,696	8	51,337
1987	774,297	15	51,620	420,873	7	60,125	353,424	8	44,178
1988	960,942	16	60,059	531,156	8	66,395	429,786	8	53,723
1989	916,534	16	57,283	488,998	8	61,124	427,536	8	53,442
1990	997,722	16	62,358	536,438	8	67,055	461,284	8	57,661
1991	1,008,934	16	63,058	548,655	8	68,582	460,279	8	57,535
1992	977,552	16	61,097	548,728	8	68,591	428,824	8	53,603
1993	979,133	16	61,196	541,300	8	67,663	437,833	8	54,730
1994	903,213	16	56,451	469,900	8	58,738	433,313	8	54,164
1995	854,771	16	53,423	400,589	8	50,074	454,182	8	56,772
1996	736,864	16	46,054	301,998	8	37,750	434,866	8	54,358
1997	911,223	16	56,951	443,614	8	55,452	467,609	8	58,451
1998	922,225	16	57,639	436,473	8	54,559	485,752	8	60,719
1999	945,488	16	59,093	410,147	8	51,268	535,341	8	66,918
2000	980,533	16	61,283	504,315	8	63,039	476,218	8	59,527
2001	1,111,335	16	69,458	560,472	8	70,059	550,863	8	68,858
2002	1,068,183	16	66,761	542,796	8	67,849	525,387	8	65,673
2003	1,072,640	16	67,040	548,894	8	68,612	523,746	8	65,468
2004	985,096	16	61,568	513,178	8	64,147	471,918	8	58,989
2005	970,678	16	60,667	417,270	8	52,159	553,408	8	69,176
2006	1,108,045	16	69,253	550,470	8	68,809	557,575	8	69,697
2007	1,093,544	16	68,347	560,036	8	70,005	533,508	8	66,689
2008	1,125,938	16	70,371	573,876	8	71,735	552,062	8	69,008
2009	1,116,009	16	69,751	560,840	8	70,105	555,169	8	69,396
2010	1,113,131	16	69,751	560,304	8	70,038	552,827	8	69,103
2011	1,106,095	16	69,130	584,336	8	73,042	521,759	8	65,219
2012	1,163,696	16	72,731	583,107	8	72,888	580,589	8	72,574
Totals	**42,250,150**	**706**	**59,844**	**22,000,400**	**353**	**62,324**	**20,249,750**	**353**	**57,364**

Largest Home Crowds

Tulane Stadium (1967-74)

Date	Att.	Opponent
11/3/68	84,728	Dallas
11/12/67	83,437	Dallas
11/26/67	83,437	Atlanta
11/21/71	83,130	Minnesota
11/7/71	83,102	Oakland
10/17/71	83,088	Dallas
9/26/71	81,595	San Francisco
9/17/67	80,879	Los Angeles Rams
10/19/69	80,636	Baltimore Colts
9/28/69	79,567	Dallas

Mercedes-Benz Superdome (1975-present)

Date	Att.	Opponent
11/25/12	73,147	San Francisco
11/11/12	73,126	Atlanta
12/30/12	73,124	Carolina
10/7/12	73,109	San Diego - SN
11/5/12	73,099	Philadelphia - MN
12/16/12	73,096	Tampa Bay
12/26/11	73,085	Atlanta - MN
11/28/11	73,068	New York Giants - MN
1/1/12	73,065	Carolina
11/6/11	70,043	Tampa Bay

Largest Road Crowds

Date	Att.	Opponent	Stadium
11/25/10	93,985	Dallas	Cowboys Stadium
12/23/12	92,570	Dallas	Cowboys Stadium
9/14/08	88,246	Washington	FedEx Field
12/6/09	84,520	Washington	FedEx Field
12/9/12	81,437	New York Giants	MetLife Stadium
10/13/02	80,768	Washington	FedEx Field
12/24/06	78,539	New York Giants	Giants Stadium
9/30/01	78,451	New York Giants	Giants Stadium
10/12/80	78,147	Detroit	Silverdome
10/24/99	77,982	New York Giants	Giants Stadium

Largest Playoff Crowds

Date	Att.	Opponent	Stadium
2/7/10	74,059	Indianapolis	Sun Life Stadium
1/7/12	73,038	Detroit	Mercedes-Benz Superdome
1/24/10	71,276	Minnesota	Superdome
1/16/10	70,149	Arizona	Superdome
1/13/07	70,001	Philadelphia	Superdome
1/14/12	69,732	San Francisco	Candlestick Park
1/3/93	68,893	Philadelphia	Superdome
12/28/91	68,794	Atlanta	Superdome
1/3/87	68,127	Minnesota	Superdome
1/8/11	66,336	Seattle	Qwest Field
12/30/00	64,900	St. Louis	Superdome
1/3/87	63,881	Minnesota	Metrodome

MN - Monday Night Football game
SN - Sunday Night Football game

PRESEASON RESULTS

1967 (5-1)

8/2	L.A. Rams (Anaheim, Calif.)	L, 7-16	26,364
8/12	St.L. Cards (Shreveport, La.)	W, 23-14	25,500
8/19	Pittsburgh (Baton Rouge, La.)	W, 20-17	35,000
8/26	San Fran. (Portland, Ore.)	W, 24-10	23,348
9/2	Miami (Charleston, S.C.)	W, 20-17	11,214
9/9	**Atlanta**	**W, 27-14**	**67,486**

1968 (2-4)

8/1	L.A. Rams (Anaheim, Calif.)	L, 7-21	29,505
8/10	**Boston**	**W, 19-0**	**57,152**
8/18	at Houston Oilers	L, 23-24	42,734
8/24	**Cleveland**	**W, 40-27**	**70,045**
8/31	at Atlanta	L, 10-16	49,832
9/6	Minn. (Shreveport, La.)	L, 17-20	23,000

1969 (2-4)

8/9	at San Diego	L, 7-10	31,683
8/16	at Denver	W, 28-22	28,356
8/23	Pitt. (Baton Rouge, La.)	L, 24-34	40,000
8/30	**Atlanta**	**W, 21-17**	**69,898**
9/6	**Houston Oilers**	**L, 14-30**	**79,937**
9/12	at Detroit	L, 7-42	30,312

1970 (4-2)

8/8	Minnesota (Canton, Ohio)*	W, 14-13	17,932
8/15	at Houston Oilers	W, 19-10	46,223
8/22	**Detroit**	**L, 17-31**	**76,778**
8/29	Boston (Jackson, Miss.)	W, 26-20	32,000
9/5	**New York Jets**	**L, 14-27**	**78,581**
9/12	**San Diego**	**W, 20-14**	**63,904**

1971 (0-6)

8/6	at Buffalo	L, 10-14	35,758
8/14	at Dallas	L, 21-36	73,560
8/21	**Kansas City**	**L, 7-27**	**70,459**
8/28	at San Diego	L, 7-22	35,405
9/4	**Philadelphia**	**L, 0-34**	**60,487**
9/12	**Houston Oilers**	**L, 17-24**	**60,971**

1972 (1-4-1)

8/7	at Philadelphia	W, 13-10	53,372
8/12	**Buffalo**	**L, 21-24**	**66,762**
8/19	**Dallas**	**L, 7-30**	**81,070**
8/26	**San Diego**	**L, 14-16**	**64,506**
9/2	Pittsburgh (Memphis, Tenn.)	L, 7-56	43,302
9/10	at Houston Oilers	T, 14-14	44,571

1973 (1-5)

8/4	at Kansas City	L, 6-12	67,216
8/11	at Miami	L, 13-14	80,050
8/18	at Dallas	L, 14-24	61,022
8/25	**New England**	**L, 6-31**	**64,131**
9/1	**New York Jets**	**L, 17-28**	**67,434**
9/8	**Houston Oilers**	**W, 16-10**	**62,339**

1974 (3-3)

8/3	**Pittsburgh**	**L, 7-26**	**45,339**
8/10	at Miami	L, 20-45	41,524
8/18	at New England	L, 3-7	20,456
8/24	**Dallas**	**W, 16-7**	**56,563**
8/31	**New York Jets**	**W, 24-7**	**59,829**
9/7	at Houston Oilers	W, 24-16	35,103

1975 (2-4)

8/6	**Houston Oilers**	**L, 7-13**	**72,434**
8/16	**Denver**	**W, 24-21**	**40,089**
8/23	**Miami**	**L, 10-20**	**61,253**
8/30	**Baltimore Colts**	**W, 27-3**	**60,643**
9/6	at Pittsburgh	L, 13-24	47,341
9/13	at Cincinnati	L, 0-20	48,453

1976 (4-2)

7/31	**Pittsburgh**	**L, 14-24**	**56,039**
8/7	at Houston Oilers	W, 13-10	38,675
8/13	at Buffalo	W, 21-14	36,110
8/20	at Baltimore Colts	W, 26-20 ot	38,879
8/28	**Cincinnati**	**W, 13-10**	**60,044**
9/4	**Miami**	**L, 7-20**	**63,383**

1977 (5-1)

8/6	at Chicago	W, 20-14	55,163
8/13	**New York Giants**	**W, 23-7**	**49,900**
8/20	**Buffalo**	**W, 20-17**	**66,282**
8/27	**New York Jets**	**L, 14-20**	**49,455**
9/3	at Miami	W, 17-10	39,970
9/10	**Houston Oilers**	**W, 20-16**	**49,964**

1978 (2-2)

8/5	Phil. (Mexico City, Mexico)	W, 14-7	30,000
8/12	**Miami**	**L, 17-31**	**54,105**
8/19	**Tampa Bay**	**L, 3-14**	**49,042**
8/26	at Houston Oilers	W, 17-3	49,554

PRESEASON RESULTS

1979 (1-3)

8/3	at Miami	L, 7-14	44,704
8/11	**Chicago**	**L, 6-13**	**45,085**
8/18	at Tampa Bay	L, 7-14	49,042
8/24	**Houston Oilers**	**W, 10-7**	**54,469**

1980 (1-3)

8/9	**St. Louis Cardinals**	**W, 17-13**	**57,923**
8/17	at Houston Oilers	L, 17-20	43,376
8/23	at Detroit	L, 17-40	49,631
8/29	**Miami**	**L, 0-20**	**50,635**

1981 (3-1)

8/8	**Baltimore Colts**	**W, 24-23**	**46,792**
8/15	**Houston Oilers**	**W, 27-7**	**67,562**
8/23	Phil. (Syracuse, N.Y.)	L, 6-37	28,001
8/29	**Detroit**	**W, 20-17 ot**	**52,090**

1982 (1-3)

8/12	at Houston Oilers	L, 20-22	44,599
8/21	**Kansas City**	**W, 6-3**	**46,585**
8/28	**Cleveland**	**L, 17-20**	**55,689**
9/3	at Minnesota	L, 21-24	59,810

1983 (3-2)

7/30	Pittsburgh (Canton, Ohio)*	L, 14-27	23,909
8/6	at Tampa Bay	L, 17-20	53,111
8/13	at Miami	W, 19-17	38,735
8/20	**Houston Oilers**	**W, 20-13**	**60,430**
8/27	**New York Jets**	**W, 17-10**	**58,176**

1984 (3-1)

8/4	at Kansas City	W, 34-20	34,230
8/11	**Atlanta**	**W, 31-21**	**58,502**
8/18	at Houston Oilers	W, 31-19	45,522
8/25	**Washington**	**L, 9-14**	**52,040**

1985 (1-3)

8/10	at New England	W, 32-20	27,014
8/17	**Houston Oilers**	**L, 20-23**	**53,491**
8/24	**Tampa Bay**	**L, 10-14**	**49,337**
8/30	at San Diego	L, 20-21	40,462

1986 (2-2)

8/9	at Denver	W, 10-7	47,408
8/16	**New England**	**L, 34-38**	**54,364**
8/23	at Houston Oilers	L, 13-24	38,617
8/30	**Kansas City**	**W, 13-10**	**47,945**

1987 (3-1)

8/15	**Minnesota**	**W, 23-17**	**52,884**
8/22	**Houston Oilers**	**L, 13-16**	**51,562**
8/29	**Pittsburgh**	**W, 31-28**	**46,770**
9/4	at Cincinnati	W, 26-14	46,289

1988 (2-2)

8/7	at Minnesota	W, 23-20	47,624
8/12	at Phoenix	W, 33-28	51,987
8/20	at Indianapolis	L, 6-18	54,117
8/27	**Pittsburgh**	**L, 28-31**	**56,174**

1989 (1-3)

8/12	**Indianapolis**	**L, 7-31**	**57,771**
8/19	at Buffalo	L, 7-10	48,512
8/28	**Cincinnati**	**W, 27-10**	**51,150**
9/1	**Washington**	**L, 21-26**	**56,181**

1990 (4-1)

8/5	L.A. Raiders (London, Eng.)	W, 17-10	63,106
8/11	at Minnesota	W, 13-10	48,154
8/18	Green Bay (Madison, Wis.)	L, 13-27	47,848
8/25	**Buffalo**	**W, 28-23**	**51,959**
8/31	**Indianapolis**	**W, 17-14**	**54,796**

1991 (2-2)

8/3	**Minnesota**	**W, 18-3**	**58,953**
8/10	**Green Bay**	**W, 31-20**	**55,730**
8/17	at Indianapolis	L, 28-34	50,896
8/24	at Miami	L, 24-28	44,099

1992 (3-1)

8/10	at Chicago	W, 34-31	53,846
8/17	**Pittsburgh**	**W, 26-0**	**61,671**
8/22	**Houston Oilers**	**L, 3-33**	**61,194**
8/27	Miami (Baltimore, Md.)	W, 17-3	60,021

PRESEASON RESULTS

1993 (4-1)

7/31	Philadelphia (Tokyo, Japan)	W, 28-16	49,363
8/7	Houston Oilers (San Ant., Texas)	W, 37-28	40,308
8/14	Green Bay (Madison, Wis.)	W, 26-17	59,523
8/23	**Chicago**	**W, 20-14**	**61,149**
8/27	**Detroit**	**L, 16-17**	**60,700**

1994 (1-3)

8/5	at New England	L, 6-24	37,800
8/13	at Minnesota	L, 17-21	46,067
8/19	**Green Bay**	**L, 10-13**	**54,714**
8/25	**Dallas**	**W, 28-10**	**57,281**

1995 (1-3)

8/5	Green Bay (Madison, Wis.)	L, 17-27	49,071
8/11	at N.Y. Giants	L, 13-14	54,416
8/20	**Seattle**	**L, 19-24**	**38,228**
8/25	**Detroit**	**W, 24-10**	**38,073**

1996 (3-2)

7/27	Indianapolis (Canton, Ohio)*	L, 3-10	23,376
8/2	at Detroit	W, 23-22	35,782
8/10	at Kansas City	L, 6-42	65,710
8/17	**Chicago**	**W, 31-21**	**35,246**
8/23	**Minnesota**	**W, 16-13**	**35,728**

1997 (3-1)

8/2	at Tennessee	W, 21-12	22,811
8/9	**Kansas City**	**W, 26-7**	**55,211**
8/16	at Oakland	L, 18-16	36,771
8/22	at Chicago	W, 13-7	58,656

1998 (1-3)

8/8	at Green Bay	L, 7-31	60,080
8/14	at Denver	L, 10-17	70,937
8/22	**Tennessee**	**L, 24-26**	**46,069**
8/28	**Tampa Bay**	**W, 10-6**	**43,774**

1999 (2-2)

8/13	at Miami	W, 26-14	59,972
8/21	**Indianapolis**	**L, 7-37**	**41,788**
8/28	**Green Bay**	**L, 17-38**	**53,074**
9/2	at Tennessee	W, 12-11	63,634

2000 (1-3)

7/29	at New York Jets	L, 20-24	75,754
8/5	at Minnesota	W, 25-24	63,445
8/12	Indianapolis (W. Lafayette, Ind.)	L, 0-17	20,105
8/25	**Miami**	**L, 17-22**	**46,955**

2001 (1-3)

8/11	Minnesota (San Ant., Texas)	L, 21-28	46,752
8/18	**Dallas**	**W, 16-10**	**53,249**
8/24	at Denver	L, 24-31	74,063
9/1	at Seattle	L, 14-28	68,655

2000 (3-1)

8/10	**Houston**	**L, 10-13**	**67,356**
8/15	at Miami	W, 24-7	56,930
8/24	at Cincinnati	W, 31-23	41,636
8/30	**Indianapolis**	**W, 25-21**	**67,247**

2003 (1-3)

8/11	**Philadelphia**	**L, 17-27**	**67,594**
8/16	at New York Jets	W, 22-17	76,527
8/23	at San Francisco	L, 12-27	63,153
8/28	**Miami**	**L, 10-24**	**68,477**

2004 (2-2)

8/13	**New York Jets**	**W, 23-13**	**64,900**
8/16	at Green Bay	L, 14-19	69,669
8/27	at Chicago	W, 17-13	61,208
9/3	**Miami**	**L, 19-20**	**64,900**

2005 (1-3)

8/12	**Seattle**	**L, 15-34**	**38,529**
8/18	at New England	W, 37-27	68,736
8/26	**Baltimore**	**L, 6-21**	**44,485**
9/1	at Oakland	L, 6-13	32,191

2006 (1-3)

8/12	at Tennessee	W, 19-16	69,143
8/21	**Dallas (Shreveport, La.)**	**L, 7-30**	**45,162**
8/26	**Indianapolis (Jack., Miss.)**	**L, 6-21**	**44,485**
9/1	at Kansas City	L, 9-10	70,456

PRESEASON RESULTS

2007 (3-2)

8/5	Pittsburgh (Canton, Ohio)*	L, 7-20	22,302
8/10	**Buffalo**	**L, 10-13**	**70,003**
8/18	at Cincinnati	W, 27-19	65,227
8/23	at Kansas City	W, 30-7	72,283
8/30	**Miami**	**W, 7-0**	**68,926**

2008 (2-2)

8/7	at Arizona	W, 24-10	63,109
8/16	**Houston**	**L, 27-31**	**70,009**
8/23	at Cincinnati	W, 13-0	65,043
8/28	**Miami**	**L, 10-14**	**70,008**

2009 (3-1)

8/14	**Cincinnati**	**W, 17-7**	**68,962**
8/22	at Houston	W, 38-14	70,107
8/29	at Oakland	W, 45-7	32,585
9/3	**Miami**	**L, 7-10**	**68,681**

2010 (2-2)

8/12	at New England	L, 24-27	68,756
8/21	**Houston**	**W, 38-20**	**70,025**
8/27	**San Diego**	**W, 36-21**	**70,031**
9/2	at Tennessee	L, 24-27	69,143

2011 (2-2)

8/12	**San Francisco**	**W, 24-3**	**72,578**
8/20	at Houston	L, 14-27	70,828
8/28	at Oakland	W, 40-20	34,322
9/1	**Tennessee**	**L, 9-32**	**72,667**

2012 (2-3)

8/5	Arizona (Canton, Ohio)*	W, 17-10	18,100
8/9	at New England	L, 6-7	68,756
8/17	**Jacksonville**	**L, 24-27**	**72,056**
8/25	**Houston**	**W, 34-27**	**72,082**
8/30	at Tennessee	L, 6-10	69,143

Home games in bold

* - Hall of Fame Game

PRESEASON RECORDS

Team	W	L	T	Pct.
Arizona	5	0	0	1.000
Atlanta	3	1	0	.750
Baltimore	0	1	0	.000
Buffalo	3	4	0	.429
Carolina	0	0	0	.000
Chicago	6	1	0	.857
Cincinnati	7	1	0	.875
Cleveland	1	1	0	.500
Dallas	3	4	0	.429
Denver	3	2	0	.600
Detroit	3	4	0	.429
Green Bay	2	6	0	.250
Houston	3	3	0	.500
Indianapolis	5	7	0	.417
Jacksonville	0	1	0	.000
Kansas City	5	4	0	.556
Miami	7	13	0	.350
Minnesota	7	4	0	.636
New England	4	6	0	.400
N.Y. Giants	1	1	0	.500
N.Y. Jets	4	4	0	.500
Oakland	3	2	0	.600
Philadelphia	3	3	0	.500
Pittsburgh	3	8	0	.273
St. Louis	0	2	0	.000
San Diego	2	4	0	.333
San Francisco	2	1	0	.667
Seattle	0	3	0	.000
Tampa Bay	1	4	0	.200
Tennessee	14	14	1	.500
Washington	0	2	0	.000
Totals	**100**	**111**	**1**	**.474**

1967 SAINTS STATISTICS

RECORD: 3-11 FINISH: 4th-CAPITOL

Date	W/L	Score	Opponent	Attendance
9/17	**L**	**13-27**	**Los Angeles**	**80,879**
9/24	**L**	**10-30**	**Washington**	**74,937**
10/1	**L**	**7-42**	**Cleveland**	**77,045**
10/8	L	21-27	at New York Giants	62,670
10/15	L	10-14	at Dallas	64,128
10/22	L	13-27	at San Francisco	34,285
10/29	**L**	**10-14**	**Pittsburgh**	**68,911**
11/5	**W**	**31-24**	**Philadelphia**	**59,596**
11/12	**L**	**10-27**	**Dallas**	**83,437**
11/19	L	21-48	at Philadelphia	60,751
11/26	**W**	**27-24**	**Atlanta**	**83,437**
12/3	L	20-31	at St. Louis	41,171
12/10	L	10-30	at Baltimore	60,238
12/17	W	30-14	at Washington	50,486

TEAM STATISTICS	N.O.	OPP.
TOTAL FIRST DOWNS	**219**	**276**
Rushing	67	114
Passing	135	138
Penalty	17	24
POSSESSION AVG.		
TOTAL NET YARDS	**3790**	**4928**
Avg. Per Game	270.7	352.0
Total Plays	864	902
Avg. Per Play	4.4	5.5
NET YARDS RUSHING	**1192**	**2092**
Avg. Per Game	85.1	149.4
Total Rushes	334	469
NET YARDS PASSING	**2598**	**2836**
Avg. Per Game	185.6	202.6
Sacked/Yards Lost	52/391	23/199
Gross Yards	2989	3035
Att./Completions	478/237	410/207
Completion Pct.	49.6	50.5
Had Intercepted	23	22
PUNTS/AVERAGE	**74/42.9**	**63/39.9**
NET PUNTING AVG.	**74/37.5**	**63/37.3**
PENALTIES/YARDS	**76/785**	**83/844**
FUMBLES/BALL LOST	**21/14**	**21/10**
TOUCHDOWNS	**27**	**48**
Rushing	9	22
Passing	13	25
Returns	5	1

Score by Periods	1	2	3	4	OT	TOT
Saints	40	75	66	52	0	233
Opponents	57	128	74	120	0	379

SCORING	TD	Ru	Pa	Rt	PAT	FG	S	TP
Durkee	0	0	0	0	27/27	14/32	0	69
Abramowicz	6	0	6	0			0	36
Roberts	5	0	3	2			0	30
Brown	2	2	0	0			0	12
Gilliam	2	0	1	1			0	12
Kramer	2	0	2	0			0	12
McCall	2	1	1	0			0	12
Schultz	2	2	0	0			0	12
Taylor	2	2	0	0			0	12
Whitsell	2	0	0	2			0	12
Cuozzo	1	1	0	0			0	6
Kilmer	1	1	0	0			0	6
Anderson	0	0	0	0			1	2
Saints	**27**	**9**	**13**	**5**	**27/27**	**14/32**	**1**	**233**
Opponents	**48**	**22**	**25**	**1**	**46/48**	**15/29**	**0**	**379**

SACKS: Saints 23.0, Opp. 52.0

RUSHING	No	Yds	Avg	LG	TD
Taylor	130	390	3.0	16	2
Wheelwright	59	198	3.4	13	0
Kilmer	20	142	7.1	31	1
Barrington	34	121	3.6	22	0
Schultz	32	117	3.7	22t	2
McCall	21	86	4.1	49t	1
Cuozzo	19	43	2.3	10	1
Gilliam	7	41	5.9	19	0
McNeill	4	38	9.5	25	0
Brown	8	16	2.0	7	2
Saints	**334**	**1192**	**3.6**	**49t**	**9**
Opponents	**469**	**2092**	**4.5**	**56t**	**22**

RECEIVING	No	Yds	Avg	LG	TD
Abramowicz	50	721	14.4	80t	6
Taylor	38	251	6.6	27	0
Poage	24	380	15.8	65	0
Gilliam	22	264	12.0	35	1
Kramer	20	207	10.4	17	2
Hall	19	249	13.1	21	0
Roberts	17	384	22.6	96	3
Schultz	14	186	13.3	25	0
Wheelwright	9	61	6.8	18	0
Burke	8	84	10.5	21	0
McCall	4	75	18.8	34	1
Barrington	4	50	12.5	29	0
Brown	3	23	7.7	9	0
J. Simmons	2	25	12.5	16	0
Hester	2	10	5.0	7	0
Ogden	1	19	19.0	19	0
Saints	**237**	**2989**	**12.6**	**96**	**13**
Opponents	**207**	**3035**	**14.7**	**76t**	**25**

INTERCEPTIONS	No	Yds	Avg	LG	TD
Whitsell	10	178	17.8	41t	2
Burkett	3	57	19.0	23	0
Logan	3	21	7.0	18	0
Hart	1	21	21.0	21	0
Douglas	1	19	19.0	19	0
Rose	1	15	15.0	15	0
D. Simmons	1	12	12.0	12	0
Whittingham	1	8	8.0	8	0
Heidel	1	2	2.0	2	0
Saints	**22**	**333**	**15.1**	**41t**	**2**
Opponents	**23**	**303**	**13.2**	**88**	**0**

PUNTING	No	Yds	Avg	Net	TB	LG	B
McNeill	74	3174	42.9	37.5	7	66	0
Saints	**74**	**3174**	**42.9**	**37.5**	**7**	**66**	**0**
Opponents	**63**	**2511**	**39.9**	**37.3**	**4**	**68**	**0**

PUNT RET	Ret	FC	Yds	Avg	LG	TD
Roberts	11	12	50	4.5	11	0
Gilliam	7	6	13	1.9	8	0
Brown	3	2	1	0.3	13	0
Douglas	2	1	15	7.5	12	0
Saints	**23**	**21**	**79**	**3.4**	**13**	**0**
Opponents	**35**	**14**	**261**	**7.5**	**29**	**0**

KICKOFF RET	No	Yds	Avg	LG	TD
Roberts	28	737	26.3	91t	1
Gilliam	16	481	30.1	94t	1
Barrington	7	113	16.1	27	0
McCall	7	198	28.3	68	0
Brown	5	103	20.6	26	0
Jordan	3	56	18.7	27	0
Douglas	1	17	17.0	17	0
Logan	1	0	0.0	0	0
Nevett	1	0	0.0	0	0
Rose	1	21	21.0	21	0
Sturm	1	0	0.0	0	0
Vandersea	1	13	13.0	13	0
Saints	**72**	**1739**	**24.2**	**94t**	**2**
Opponents	**51**	**1166**	**22.9**	**94**	**0**

FIELD GOALS	1-19	20-29	30-39	40-49	50+
Durkee	3/3	2/8	6/7	3/11	0/3
Saints	**3/3**	**2/8**	**6/7**	**3/11**	**0/3**
Opponents	**3/8**	**6/7**	**4/6**	**1/7**	**1/1**

Durkee: (44G, 25G) (51N, 25B, 22N, 27G) (52N, 51N, 42N) ( ) (48N, 45N, 47G) (39G, 34G ,45N) (46N, 26B, 45N, 37G) (33N, 12G) (28N, 48B, 11G) (20N) (34G, 27N, 32G) (44N, 41G, 16G) (35G) ( )

Opponents: (31B, 27N, 47N, 10G, 21G) (37G) ( ) (14B, 18B, 19N) (49N, 13N) (50G, 19N, 39G) ( ) (41G) (45N, 49N, 21G, 12G) (21G, 37G) (47N, 26G) (27G) (35G, 21G, 17G) (47N, 37B)

1967 NFL CAPITOL STANDINGS

Saints Finish: 4th place

	W	L	T	Pct.
Dallas	9	5	0	.643
Philadelphia	6	7	1	.462
Washington	5	6	3	.455
New Orleans	**3**	**11**	**0**	**.214**

PASSING	Att	Cmp	Yds	Cmp%	Yds/Att	TD	TD%	Int	Int%	Long	Sk/Yds	Rating
Cuozzo	260	134	1562	51.5	6.01	7	2.7	12	4.6	49t	33/236	59.8
Kilmer	204	97	1341	47.5	6.57	6	2.9	11	5.4	96	18/147	56.4
Wood	11	5	62	45.5	5.64	0	0.0	0	0.0	27	1/8	63.4
Barrington	2	0	0	0.0	0.00	0	0.0	0	0.0	0	0/0	39.6
McNeill	1	1	24	100.0	24.00	0	0.0	0	0.0	24	0/0	118.8
Saints	**478**	**237**	**2989**	**49.6**	**6.25**	**13**	**2.7**	**23**	**4.8**	**96**	**52/391**	**58.5**
Opponents	**410**	**207**	**3035**	**50.5**	**7.40**	**25**	**6.1**	**22**	**5.4**	**76t**	**23/199**	**73.0**

1968 SAINTS STATISTICS

RECORD: 4-9-1 FINISH: 3rd-CENTURY

Date	W/L	Score	Opponent	Attendance
9/15	**L**	**10-24**	**Cleveland**	**74,215**
9/22	**W**	**31-17**	**Washington**	**65,941**
9/29	**L**	**20-21**	**St. Louis**	**79,021**
10/6	L	21-38	at New York Giants	60,967
10/13	**W**	**20-17**	**Minnesota**	**71,105**
10/20	W	16-12	at Pittsburgh	32,303
10/27	L	17-31	at St. Louis	45,476
11/3	**L**	**3-17**	**Dallas**	**84,728**
11/10	L	17-35	at Cleveland	71,025
11/17	L	7-29	at Green Bay (Mil.)	49,644
11/24	T	20-20	at Detroit	46,152
12/1	**L**	**17-23**	**Chicago**	**78,285**
12/8	L	17-29	at Philadelphia	57,128
12/15	**W**	**24-14**	**Pittsburgh**	**66,131**

TEAM STATISTICS	N.O.	OPP.
TOTAL FIRST DOWNS	**224**	**228**
Rushing	80	97
Passing	122	109
Penalty	22	22
POSSESSION AVG.		
TOTAL NET YARDS	**3863**	**4291**
Avg. Per Game	275.9	306.5
Total Plays	881	839
Avg. Per Play	4.4	5.1
NET YARDS RUSHING	**1527**	**2105**
Avg. Per Game	109.1	150.4
Total Rushes	409	439
NET YARDS PASSING	**2336**	**2186**
Avg. Per Game	166.9	156.1
Sacked/Yards Lost	33/213	34/297
Gross Yards	2549	2483
Att./Completions	439/210	366/153
Completion Pct.	47.8	41.8
Had Intercepted	29	16
PUNTS/AVERAGE	**75/37.6**	**69/40.8**
NET PUNTING AVG.	**75/32.3**	**69/37.4**
PENALTIES/YARDS	**82/843**	**74/757**
FUMBLES/BALL LOST	**19/11**	**33/26**
TOUCHDOWNS	**27**	**42**
Rushing	7	13
Passing	17	25
Returns	3	4

Score by Periods	1	2	3	4	OT	TOT
Saints	71	79	51	45	0	246
Opponents	44	95	67	121	0	327

SCORING	TD	Ru	Pa	Rt	PAT	FG	S	TP
Durkee	0	0	0	0	27/27	19/37	0	84
Abramowicz	7	0	7	0			0	42
McCall	6	4	2	0			0	36
Lorick	3	0	3	0			0	18
Hester	2	0	2	0			0	12
Kilmer	2	2	0	0			0	12
Stickles	2	0	2	0			0	12
Barrington	1	0	1	0			0	6
Brown	1	0	0	1			0	6
Burris	1	0	0	1			0	6
Wheelwright	1	1	0	0			0	6
Whitsell	1	0	0	1			0	6
Saints	**27**	**7**	**17**	**3**	**27/27**	**19/37**	**0**	**246**
Opponents	**42**	**13**	**25**	**4**	**37/42**	**12/27**	**1**	**327**

SACKS: Saints 34.0, Opp. 33.0

RUSHING	No	Yds	Avg	LG	TD
McCall	155	637	4.1	48	4
Lorick	104	344	3.3	36	0
Schultz	43	152	3.5	15	0
Barrington	45	111	2.5	22	0
Wheelwright	21	99	4.7	15	1
Kilmer	21	97	4.6	22	2
Gilliam	2	36	18.0	29	0
Abramowicz	2	27	13.5	18	0
Poage	1	22	22.0	22	0
South	4	5	1.3	2	0
Baker	4	2	0.5	3	0
McNeill	2	1	0.5	15	0
Whitsell	1	-1	-1.0	-1	0
Sweetan	4	-5	-1.3	2	0
Saints	**409**	**1527**	**3.7**	**48**	**7**
Opponents	**439**	**2105**	**4.8**	**77t**	**13**

RECEIVING	No	Yds	Avg	LG	TD
Abramowicz	54	890	16.5	47t	7
Lorick	26	272	10.5	29	3
McCall	26	270	10.4	25t	2
Parks	25	258	10.3	41	0
Gilliam	24	284	11.8	39	0
Hester	17	300	17.6	51	2
Stickles	15	206	13.7	35	2
Schultz	12	34	2.8	14	0
Barrington	9	33	3.7	10	1
Poage	1	11	11.0	11	0
Wheelwright	1	-9	-9.0	-9	0
Saints	**210**	**2549**	**12.1**	**51**	**17**
Opponents	**153**	**2483**	**16.2**	**68t**	**25**

INTERCEPTIONS	No	Yds	Avg	LG	TD
Whitsell	6	44	7.3	32	0
Burris	3	129	43.0	94t	1
Gene Howard	3	51	17.0	35	0
Whittingham	1	16	16.0	16	0
Kimbrough	1	15	15.0	15	0
Cordileone	1	7	7.0	7	0
Kelley	1	0	0.0	0	0
Saints	**16**	**262**	**16.4**	**94t**	**1**
Opponents	**29**	**294**	**10.1**	**51t**	**2**

PUNTING	No	Yds	Avg	Net	TB	I20	LG	B
McNeill	49	2009	41.0	32.8	4	58	1	
South	14	387	27.6	27.6	0	44	0	
Fraser	11	391	35.5	35.6	0	56	0	
Lorick	1	36	36.0	36.0	0	36	0	
Saints	**75**	**2823**	**37.6**	**32.3**	**4**	**58**	**1**	
Opponents	**69**	**2813**	**40.8**	**37.4**	**4**	**84**	**1**	

PUNT RET	Ret	FC	Yds	Avg	LG	TD
Gilliam	15	7	60	4.0	21	0
Brown	8	1	60	7.5	53t	1
Gene Howard	8	5	42	5.3	12	0
Nevett	3	0	-9	-3.0	0	0
Douglas	0	1	0	---	---	0
Saints	**34**	**14**	**153**	**4.5**	**53t**	**1**
Opponents	**30**	**17**	**320**	**10.7**	**86t**	**1**

KICKOFF RET	No	Yds	Avg	LG	TD
Gene Howard	23	533	23.2	36	0
Gilliam	15	328	21.9	48	0
Brown	8	137	17.1	28	0
Nevett	2	94	47.0	31	0
Douglas	1	10	10.0	10	0
Jones	1	5	5.0	5	0
Kelley	1	20	20.0	20	0
Stonebreaker	1	22	22.0	22	0
Whitsell	1	0	0.0	0	0
Saints	**53**	**1149**	**21.7**	**48**	**0**
Opponents	**57**	**1134**	**19.9**	**56**	**0**

FIELD GOALS	1-19	20-29	30-39	40-49	50+
Durkee	3/3	3/4	9/14	4/11	0/5
Team	**3/3**	**3/4**	**9/14**	**4/11**	**0/5**
Opponents	**1/2**	**5/6**	**1/6**	**4/11**	**1/2**

Durkee: (38N, 47N, 40G) (51N, 17G, 28G, 40G) (42N, 34B, 21G, 36G) (43N, 52N, 54N) (32G, 42G) (23G, 37G, 31G) (47B, 32G) (57N, 37N, 38G) (52N, 25N, 42G) ( ) (41N, 31G, 31G) (32N, 19G) (49N, 10G) (37N, 45N, 31G)

Opponents: (22G) (43B, 47N, 14G) (33N, 42N, 40B) (49G) (32N, 22G) ( ) (42N,24G) (20G) ( ) (30B, 35G) (43G, 35B, 23N, 40G, 46N) (52N, 50G, 46G, 20G) (18N) (47B, 34N)

1968 NFL CENTURY STANDINGS

Saints Finish: 3rd place

	W	L	T	Pct.
Cleveland	10	4	0	.714
St. Louis	9	4	1	.692
New Orleans	**4**	**9**	**1**	**.321**
Pittsburgh	2	11	1	.154

PASSING	Att	Cmp	Yds	Cmp%	Yds/Att	TD	TD%	Int	Int%	Long	Sk/Yds	Rating
Kilmer	315	167	2060	53.0	6.54	15	4.8	17	5.4	51	26/170	66.9
Sweetan	78	27	318	34.6	4.08	1	1.3	9	11.5	42	5/29	12.6
South	38	14	129	36.8	3.39	1	2.6	3	7.9	19	2/14	22.8
Barrington	6	2	42	33.3	7.00	0	0.0	0	0.0	23	0/0	59.0
McCall	1	0	0	0.0	0.00	0	0.0	0	0.0	0	0/0	39.6
Parks	1	0	0	0.0	0.00	0	0.0	0	0.0	0	0/0	39.6
Saints	**439**	**210**	**2549**	**47.8**	**5.81**	**17**	**3.9**	**29**	**6.6**	**51**	**33/213**	**51.5**
Opponents	**366**	**153**	**2483**	**41.8**	**6.78**	**25**	**6.8**	**16**	**4.4**	**68t**	**34/297**	**69.7**

1969 SAINTS STATISTICS

RECORD: 5-9 FINISH: 3rd-CAPITOL

Date	W/L	Score	Opponent	Attendance
9/21	**L**	**20-26**	**Washington**	**73,147**
9/28	**L**	**17-21**	**Dallas**	**79,567**
10/5	L	17-36	at Los Angeles	54,879
10/12	**L**	**17-27**	**Cleveland**	**71,274**
10/19	**L**	**10-30**	**Baltimore**	**80,636**
10/26	L	10-13	at Philadelphia	60,658
11/2	W	51-42	at St. Louis	46,718
11/9	L	17-33	at Dallas	68,282
11/16	W	25-24	at New York Giants	62,927
11/23	**W**	**43-38**	**San Francisco**	**71,448**
11/30	**W**	**26-17**	**Philadelphia**	**72,805**
12/7	L	17-45	at Atlanta	57,021
12/14	L	14-17	at Washington	50,354
12/21	**W**	**27-24**	**Pittsburgh**	**72,256**

TEAM STATISTICS	N.O.	OPP.
TOTAL FIRST DOWNS	**282**	**242**
Rushing	93	88
Passing	158	131
Penalty	31	23
POSSESSION AVG.		
TOTAL NET YARDS	**4679**	**5018**
Avg. Per Game	334.2	358.4
Total Plays	879	822
Avg. Per Play	5.3	6.1
NET YARDS RUSHING	**1705**	**1835**
Avg. Per Game	121.8	131.1
Total Rushes	399	419
NET YARDS PASSING	**2974**	**3183**
Avg. Per Game	212.4	227.4
Sacked/Yards Lost	27/241	21/199
Gross Yards	3215	3382
Att./Completions	453/245	382/200
Completion Pct.	54.1	52.4
Had Intercepted	20	12
PUNTS/AVERAGE	**49/41.4**	**58/41.6**
NET PUNTING AVG.	**49/36.6**	**58/36.1**
PENALTIES/YARDS	**83/943**	**81/773**
FUMBLES/BALL LOST	**20/12**	**20/10**
TOUCHDOWNS	**35**	**49**
Rushing	12	15
Passing	22	32
Returns	1	2

Score by Periods	1	2	3	4	OT	TOT
Saints	37	109	96	69	0	311
Opponents	87	143	70	93	0	393

SCORING	TD	Ru	Pa	Rt	PAT	FG	S	TP
Dempsey	0	0	0	0	33/35	22/41	0	99
Livingston	8	5	3	0			0	48
Abramowicz	7	0	7	0			0	42
Wheelwright	5	4	1	0			0	30
Poage	4	0	4	0			0	24
Parks	3	0	3	0			0	18
Baker	2	1	1	0			0	12
Shy	2	1	1	0			0	12
Barrington	1	1	0	0			0	6
Dodd	1	0	1	0			0	6
Hester	1	0	1	0			0	6
Preece	1	0	0	1			0	6
Saints	**35**	**12**	**22**	**1**	**33/35**	**22/41**	**1**	**311**
Opponents	**49**	**15**	**32**	**2**	**47/49**	**16/29**	**2**	**393**

SACKS: Saints 21.0, Opp. 27.0

RUSHING	No	Yds	Avg	LG	TD
Livingston	181	761	4.2	18	5
Baker	134	642	4.8	54	1
Wheelwright	25	85	3.4	17	4
Shy	21	75	3.6	22	1
Abramowicz	3	61	20.3	28	0
Barrington	7	33	4.7	17	1
Kilmer	11	18	1.6	12	0
Hargett	5	15	3.0	11	0
Dodd	3	12	4.0	9	0
Lorick	5	11	2.2	6	0
Poage	1	-3	-3.0	-3	0
Looney	3	-5	-1.7	4	0
Saints	**399**	**1705**	**4.3**	**54**	**12**
Opponents	**419**	**1835**	**4.4**	**66t**	**15**

RECEIVING	No	Yds	Avg	LG	TD
Abramowicz	73	1015	13.9	49t	7
Dodd	37	600	16.2	52	1
Baker	34	352	10.4	35	1
Parks	31	439	14.2	40	3
Livingston	28	278	9.9	51t	3
Poage	18	236	13.1	29	4
Shy	9	141	15.7	70	1
Wheelwright	8	68	8.5	20t	1
Barrington	4	42	10.5	15	0
Hester	3	44	14.7	22	1
Saints	**245**	**3215**	**13.1**	**70**	**22**
Opponents	**200**	**3382**	**16.9**	**88t**	**32**

INTERCEPTIONS	No	Yds	Avg	LG	TD
Nevett	3	20	6.7	20	0
Whitsell	3	14	4.7	11	0
Gene Howard	2	0	0.0	0	0
Burris	1	24	24.0	24	0
Absher	1	7	7.0	7	0
Preece	1	6	6.0	6	0
Thompson	1	2	2.0	2	0
Saints	**12**	**73**	**6.1**	**24**	**0**
Opponents	**20**	**265**	**13.3**	**47**	**0**

PUNTING	No	Yds	Avg	Net	TB	I20	LG	B
Cordill	42	1719	40.9	35.9	2		58	1
McNeill	7	312	44.6	41.0	1		81	0
Saints	**49**	**2031**	**41.4**	**36.6**	**3**		**81**	**1**
Opponents	**58**	**2410**	**41.6**	**36.1**	**5**		**54**	**1**

PUNT RET	Ret	FC	Yds	Avg	LG	TD
Dodd	15	9	106	7.1	21	0
Gene Howard	9	0	73	8.1	30	0
Thompson	4	1	25	6.3	12	0
Barrington	1	0	8	8.0	8	0
Ward	1	1	5	5.0	5	0
Lorick	0	1	0	---	---	0
Saints	**30**	**12**	**217**	**7.2**	**30**	**0**
Opponents	**27**	**5**	**176**	**6.5**	**39**	**0**

KICKOFF RET	No	Yds	Avg	LG	TD
Barrington	17	394	23.2	54	0
Shy	16	447	27.9	57	0
Gene Howard	9	227	25.2	86	0
Dodd	8	171	21.4	28	0
Thompson	5	101	20.2	26	0
Ward	3	58	19.3	21	0
Nevett	2	53	26.5	37	0
Hester	1	4	4.0	4	0
Preece	1	0	0.0	0	0
Saints	**62**	**1455**	**23.5**	**86**	**0**
Opponents	**48**	**935**	**19.5**	**44**	**0**

FIELD GOALS	1-19	20-29	30-39	40-49	50+
Dempsey	5/6	6/7	3/6	7/11	1/11
Saints	**5/6**	**6/7**	**3/6**	**7/11**	**1/11**
Opponents	**6/7**	**4/4**	**4/8**	**2/9**	**0/1**

Dempsey: (57N, 13G, 43G) (32N, 56N, 43G) (48N, 55G) (22G) (35N, 33G) (18N, 22G) (48N, 43B, 56N, 43G) (56N, 37G) (50N, 23G, 43G, 13G, 19G) (53B, 55N, 57N, 17G, 43G) (27N, 56N, 37N, 27G, 40G, 26G, 17G) (54N, 47N, 20G) ( ) (38G, 40G)

Opponents: (18G) (47N) (35G, 44G) (31N, 37N, 37B, 28G, 30G) (57N, 43N, 33G) (34N, 47N, 45N, 12G, 40G) ( ) (46B, 40N, 21G, 21G) (19G) (23G) (30G) (19G) (44N, 19G) (19N, 11G)

1969 NFL CAPITOL STANDINGS

Saints Finish: 3rd place

	W	L	T	Pct.
Dallas	11	2	1	.846
Washington	7	5	2	.583
New Orleans	**5**	**9**	**0**	**.357**
Philadelphia	4	9	1	.308

PASSING	Att	Cmp	Yds	Cmp%	Yds/Att	TD	TD%	Int	Int%	Long	Sk/Yds	Rating
Kilmer	360	193	2532	53.6	7.03	20	5.6	17	4.7	52	22/212	74.9
Hargett	52	31	403	59.6	7.75	0	0.0	0	0.0	32	3/18	84.1
Ninowski	34	17	227	50.0	6.68	1	2.9	2	5.9	70	1/11	56.9
Livingston	4	3	38	75.0	9.50	1	25.0	1	25.0	14	0/0	104.2
Barrington	2	1	15	50.0	7.50	0	0.0	0	0.0	15	1/0	75.0
Looney	1	0	0	0.0	0.00	0	0.0	0	0.0	0	0/0	39.6
Saints	**453**	**245**	**3215**	**54.1**	**7.10**	**22**	**4.9**	**20**	**4.4**	**70**	**27/241**	**74.5**
Opponents	**382**	**200**	**3382**	**52.4**	**8.85**	**32**	**8.4**	**12**	**3.1**	**88t**	**21/199**	**97.4**

1970 SAINTS STATISTICS

RECORD: 2-11-1 FINISH: 4th-NFC WEST

Date	W/L	Score	Opponent	Attendance
9/20	**L**	**3-14**	**Atlanta**	**77,042**
9/27	L	0-26	at Minnesota	47,900
10/4	**W**	**14-10**	**New York Giants**	**69,126**
10/11	L	17-24	at St. Louis	45,294
10/18	T	20-20	at San Francisco	39,446
10/25	L	14-32	at Atlanta	58,850
11/1	**L**	**17-30**	**Los Angeles**	**77,861**
11/8	**W**	**19-17**	**Detroit**	**66,910**
11/15	L	10-21	at Miami	42,866
11/22	**L**	**6-31**	**Denver**	**66,837**
11/29	L	6-26	at Cincinnati	59,342
12/6	L	16-34	at Los Angeles	66,410
12/13	**L**	**27-38**	**San Francisco**	**61,940**
12/20	**L**	**3-24**	**Chicago**	**63,518**

TEAM STATISTICS	N.O.	OPP.
TOTAL FIRST DOWNS	**183**	**263**
Rushing	55	100
Passing	112	150
Penalty	16	13
3rd Down: Made/Att.	67/198	84/193
3rd Down: Pct.	33.8	43.5
4th Down: Made/Att.	0/1	3/5
4th Down: Pct.	0.0	60.0
POSSESSION AVG.		
TOTAL NET YARDS	**3673**	**4952**
Avg. Per Game	262.4	353.7
Total Plays	814	916
Avg. Per Play	4.5	5.4
NET YARDS RUSHING	**1215**	**1891**
Avg. Per Game	86.8	135.1
Total Rushes	371	469
NET YARDS PASSING	**2458**	**3061**
Avg. Per Game	175.6	218.6
Sacked/Yards Lost	28/232	17/136
Gross Yards	2690	3197
Att./Completions	415/213	430/238
Completion Pct.	51.3	55.3
Had Intercepted	22	22
PUNTS/AVERAGE	**77/42.5**	**56/40.4**
NET PUNTING AVG.	**77/35.8**	**56/33.4**
PENALTIES/YARDS	**91/1029**	**79/875**
FUMBLES/BALL LOST	**27/18**	**26/16**
TOUCHDOWNS	**17**	**40**
Rushing	4	15
Passing	11	19
Returns	2	6

Score by Periods	1	2	3	4	OT	TOT
Saints	59	33	22	58	0	172
Opponents	68	87	76	116	0	347

SCORING	TD	Ru	Pa	Rt	PAT	FG	S	TP
Dempsey	0	0	0	0	16/17	18/34	0	70
Abramowicz	5	0	5	0			0	30
Barrington	2	2	0	0			0	12
Burrough	2	0	2	0			0	12
Dodd	2	0	1	1			0	12
Parks	2	0	2	0			0	12
Baker	1	1	0	0			0	6
McCall	1	1	0	0			0	6
Morgan	1	0	0	1			0	6
Poage	1	0	1	0			0	6
Saints	**17**	**4**	**11**	**2**	**16/17**	**18/34**	**0**	**172**
Opponents	**40**	**15**	**19**	**6**	**38/40**	**23/34**	**0**	**347**

SACKS: Saints 17.0, Opp. 28.0

RUSHING	No	Yds	Avg	LG	TD
Baker	82	337	4.1	29	1
Barrington	72	228	3.2	16	2
Otis	71	211	3.0	15	0
Pitts	32	96	3.0	11	0
Davis	27	94	3.5	25	0
McCall	23	63	2.7	11	1
Wheelwright	16	45	2.8	9	0
Kilmer	12	42	3.5	15	0
Dodd	5	31	6.2	16	0
Livingston	10	29	2.9	10	0
Poage	1	13	13.0	13	0
Abramowicz	1	7	7.0	7	0
Hargett	4	7	1.8	7	0
Dusenbery	4	6	1.5	3	0
Nyvall	5	6	1.2	6	0
Burrough	1	4	4.0	4	0
Gros	4	2	0.5	4	0
Fagan	1	-6	-6.0	-6	0
Saints	**371**	**1215**	**3.3**	**29**	**4**
Opponents	**469**	**1891**	**4.0**	**74t**	**15**

RECEIVING	No	Yds	Avg	LG	TD
Abramowicz	55	906	16.5	48	5
Dodd	28	484	17.3	45t	1
Parks	26	447	17.2	38	2
Barrington	22	130	5.9	20	0
Otis	20	124	6.2	22	0
Poage	15	166	11.1	36t	1
Burrough	13	196	15.1	35	2
Baker	12	47	3.9	11	0
Pitts	7	63	9.0	12	0
McCall	5	43	8.6	17	0
Davis	4	29	7.3	13	0
Gros	2	0	0.0	1	0
Nyvall	2	-1	-.5	1	0
Shaw	1	49	49.0	49	0
Wheelwright	1	7	7.0	7	0
Saints	**213**	**2690**	**12.6**	**49**	**11**
Opponents	**238**	**3197**	**13.4**	**74**	**19**

INTERCEPTIONS	No	Yds	Avg	LG	TD
Hollas	5	79	15.8	29	0
Wyatt	4	45	11.3	25	0
Burkett	4	36	9.0	16	0
Nevett	3	49	16.3	47	0
Howell	3	28	9.3	28	0
Lyons	1	12	12.0	12	0
Morgan	1	7	7.0	7	0
Scarpati	1	4	4.0	4	0
Saints	**22**	**260**	**11.8**	**47**	**0**
Opponents	**22**	**256**	**11.6**	**52**	**1**

PUNTING	No	Yds	Avg	Net	TB	I20	LG	B
Fagan	77	3269	42.5	35.8	4		64	2
Saints	**77**	**3269**	**42.5**	**35.8**	**4**		**64**	**2**
Opponents	**56**	**2265**	**40.4**	**33.4**	**9**		**60**	**1**

PUNT RET	Ret	FC	Yds	Avg	LG	TD
Dodd	14	3	129	9.2	41	0
Gene Howard	5	0	14	2.8	5	0
Lyons	5	3	34	6.8	27	0
Hollas	4	6	22	5.5	11	0
Wyatt	1	1	15	15.0	15	0
Saints	**29**	**13**	**214**	**7.4**	**41**	**0**
Opponents	**41**	**22**	**434**	**10.6**	**77t**	**1**

KICKOFF RET	No	Yds	Avg	LG	TD
Burrough	15	298	19.9	38	0
Dodd	15	319	21.3	32	0
Dusenbery	10	183	18.3	26	0
Barrington	6	129	21.5	26	0
Otis	2	22	11.0	19	0
Lewis	1	19	19.0	19	0
Lyons	1	20	20.0	20	0
McCall	1	26	26.0	26	0
Pitts	1	22	22.0	22	0
Poage	1	6	6.0	6	0
Saints	**53**	**1044**	**19.7**	**38**	**0**
Opponents	**35**	**735**	**21.0**	**55**	**0**

FIELD GOALS	1-19	20-29	30-39	40-49	50+
Dempsey	4/5	6/8	1/5	4/7	3/9
Saints	**4/5**	**6/8**	**1/5**	**4/7**	**3/9**
Opponents	**7/8**	**4/5**	**5/7**	**6/12**	**1/2**

Dempsey: (43B, 50N, 38N, 42G) (30N, 52N, 37N) (54B) (29B, 53N, 34G) (40G, 24G) (44N) (23G) (24B, 29G, 27G, 8G, 63G) (10G) (52N, 47G, 14G) (34B, 28G, 18G) (24G, 50G, 54G) (56N) (19B, 43N, 47G)

Opponents: ( ) (42N, 42N, 22G, 14G, 15G, 47G) (42N, 30N, 26N, 8G) (44G) (49N, 21G, 48G) (16G, 49G) (43G, 14G, 23G) (18G (53N) (30N, 35G) (49N, 35G, 11G, 34G, 22G) (17N, 45G, 37G) (37G) (45N, 50G)

1970 NFC WEST STANDINGS
Saints Finish: 4th place

	W	L	T	Pct.
San Francisco	10	3	1	.769
Los Angeles	8	5	1	.615
Atlanta	4	8	2	.333
New Orleans	**2**	**11**	**1**	**.179**

PASSING	Att	Cmp	Yds	Cmp%	Yds/Att	TD	TD%	Int	Int%	Long	Sk/Yds	Rating
Kilmer	237	135	1557	57.0	6.57	6	2.5	17	7.2	46t	19/155	55.5
Hargett	175	78	1133	44.6	6.47	5	2.9	5	2.9	49	9/77	63.8
Ramsey	2	0	0	0.0	0.00	0	0.0	0	0.0	0	0/0	39.6
Dodd	1	0	0	0.0	0.00	0	0.0	0	0.0	0	0/0	39.6
Saints	**415**	**213**	**2690**	**51.3**	**6.48**	**11**	**2.7**	**22**	**5.3**	**49**	**28/232**	**58.6**
Opponents	**430**	**238**	**3197**	**55.3**	**7.43**	**19**	**4.4**	**22**	**5.1**	**74**	**17/136**	**72.6**

1971 SAINTS STATISTICS

RECORD: 4-8-2 FINISH: 4th-NFC WEST

Date	W/L	Score	Opponent	Attendance
9/19	**W**	**24-20**	**Los Angeles**	**70,915**
9/26	**L**	**20-38**	**San Francisco**	**81,595**
10/3	T	13-13	at Houston	47,966
10/10	L	14-35	at Chicago	55,049
10/17	**W**	**24-14**	**Dallas**	**83,088**
10/24	L	6-28	at Atlanta	58,850
10/31	L	14-24	at Washington	53,041
11/7	**T**	**21-21**	**Oakland**	**83,102**
11/14	W	26-20	at San Francisco	45,138
11/21	**L**	**10-23**	**Minnesota**	**83,130**
11/28	W	29-21	at Green Bay (Mil.)	48,035
12/5	L	28-45	at Los Angeles	73,610
12/12	**L**	**17-21**	**Cleveland**	**72,794**
12/19	**L**	**20-24**	**Atlanta**	**75,954**

TEAM STATISTICS	N.O.	OPP.
TOTAL FIRST DOWNS	**242**	**260**
Rushing	105	129
Passing	106	110
Penalty	31	21
3rd Down: Made/Att.	62/194	74/182
3rd Down: Pct.	32.0	40.7
4th Down: Made/Att.	4/8	5/6
4th Down: Pct.	50.0	83.3
POSSESSION AVG.		
TOTAL NET YARDS	**3666**	**4438**
Avg. Per Game	261.9	317.0
Total Plays	889	852
Avg. Per Play	4.1	5.2
NET YARDS RUSHING	**1711**	**2200**
Avg. Per Game	122.2	157.1
Total Rushes	452	495
NET YARDS PASSING	**1955**	**2238**
Avg. Per Game	139.6	159.9
Sacked/Yards Lost	50/400	24/234
Gross Yards	2355	2472
Att./Completions	387/182	333/175
Completion Pct.	47.0	52.6
Had Intercepted	14	20
PUNTS/AVERAGE	**77/41.4**	**50/41.2**
NET PUNTING AVG.	**77/37.1**	**50/38.0**
PENALTIES/YARDS	**85/869**	**98/967**
FUMBLES/BALL LOST	**29/11**	**39/25**
TOUCHDOWNS	**31**	**44**
Rushing	18	18
Passing	12	20
Returns	1	6

Score by Periods	1	2	3	4	OT	TOT
Saints	38	49	60	119	0	266
Opponents	86	89	44	128	0	347

SCORING	TD	Ru	Pa	Rt	PAT	FG	S	TP
Durkee	0	0	0	0	24/25	16/23	0	72
Gresham	6	6	0	0			0	36
Abramowicz	5	0	5	0			0	30
Parks	5	0	5	0			0	30
Manning	4	4	0	0			0	24
Strong	3	3	0	0			0	18
Ford	2	2	0	0			0	12
Robinson	2	1	1	0			0	12
Butler	0	0	0	0	5/6	1/5	0	8
Baker	1	0	1	0			0	6
Granger	1	1	0	0			0	6
Hargett	1	1	0	0			0	6
Wyatt	1	0	0	1			0	6
Saints	**31**	**18**	**12**	**1**	**29/31**	**17/28**	**0**	**266**
Opponents	**44**	**18**	**20**	**6**	**43/43**	**13/26**	**0**	**347**

SACKS: Saints 24.0, Opp. 50.0

RUSHING	No	Yds	Avg	LG	TD
Strong	95	404	4.3	39	3
Gresham	127	383	3.0	18	6
Ford	93	379	4.1	35	2
Manning	33	172	5.2	17	4
Granger	32	139	4.3	16	1
Baker	29	125	4.3	20	0
Robinson	29	96	3.3	12	1
Hargett	9	24	2.7	11	1
Dodd	1	7	7.0	7	0
Harris	1	1	1.0	1	0
Parks	2	-2	-1.0	10	0
Fagan	1	-17	-17.0	-17	0
Saints	**452**	**1711**	**3.8**	**39**	**18**
Opponents	**495**	**2200**	**4.4**	**80t**	**18**

RECEIVING	No	Yds	Avg	LG	TD
Abramowicz	37	657	17.8	63t	5
Parks	35	568	16.2	42	5
Newland	21	319	15.2	44	0
Gresham	17	203	11.9	37	0
Strong	16	78	4.9	14	0
Dodd	15	298	19.9	49	0
Robinson	12	53	4.4	17	1
Granger	12	52	4.3	11	0
Ford	7	54	7.7	10	0
Baker	6	44	7.3	29t	1
Burchfield	3	36	12.0	16	0
Manning	1	-7	-7.0	-7	0
Saints	**182**	**2355**	**12.9**	**63t**	**12**
Opponents	**175**	**2472**	**14.1**	**84**	**20**

INTERCEPTIONS	No	Yds	Avg	LG	TD
Howell	5	120	24.0	60	0
Hollas	5	56	11.2	25	0
Wyatt	4	84	21.0	55t	1
Martin	3	51	17.0	26	0
Absher	1	21	21.0	21	0
Flanigan	1	10	10.0	10	0
Colman	1	0	0.0	0	0
Saints	**20**	**342**	**17.1**	**60**	**1**
Opponents	**14**	**171**	**12.2**	**54**	**1**

PUNTING	No	Yds	Avg	Net	TB	I20	LG	B
Fagan	77	3188	41.4	37.1	4		64	0
Saints	**77**	**3188**	**41.4**	**37.1**	**4**		**64**	**0**
Opponents	**50**	**2061**	**41.2**	**38.0**	**3**		**59**	**0**

PUNT RET	Ret	FC	Yds	Avg	LG	TD
Dodd	13	4	88	6.8	14	0
Moore	2	1	12	6.0	9	0
Abramowicz	1	4	0	0.0	0	0
Hollas	0	7	0	---	---	0
Saints	**16**	**16**	**100**	**6.3**	**14**	**0**
Opponents	**43**	**11**	**251**	**5.8**	**28**	**0**

KICKOFF RET	No	Yds	Avg	LG	TD
Robinson	19	443	23.3	51	0
Dodd	12	252	21.0	28	0
Moore	11	246	22.4	31	0
Strong	9	134	14.9	20	0
Gresham	3	60	20.0	26	0
Absher	1	3	3.0	3	0
Burchfield	1	5	5.0	5	0
Saints	**56**	**1143**	**20.4**	**51**	**0**
Opponents	**54**	**1326**	**24.6**	**105t**	**2**

FIELD GOALS	1-19	20-29	30-39	40-49	50+
Durkee	6/6	4/4	6/9	0/3	0/1
Butler	0/1	0/0	1/2	0/2	0/0
Saints	**6/7**	**4/4**	**7/11**	**0/5**	**0/1**
Opponents	**3/4**	**2/3**	**4/7**	**4/10**	**0/2**

Durkee: ( ) ( ) (14G, 37G) (48N) (36G) (28G, 24G) (33N) (47N) (38G, 14G) (53N, 19G) (34N, 12G, 12G, 35G, 26G, 11G) ( ) (34B, 47B, 28G) (30G, 36G)

Butler: (46N, 48 N, 32G) (30B, 17N) ( ) ( ) ( ) ( ) ( ) ( ) ( ) ( ) ( ) ( ) ( )

Team: (46N, 48N, 32G) (30B, 17N) (14G, 37G) (48N) (36G) (28G, 24G) (33N) (47N) (38G, 14G) (53N, 19G) (34N, 12G, 12G, 35G, 26G, 11G) ( ) (34B, 47B, 28G) (30G, 36G)

Opponents: (31G, 27G) (40N, 39N, 42G) (60N, 22G, 44G) (49N) (50N) (25N) (41N, 47G) ( ) (45N, 37N, 16G, 37G) (37N, 33G, 47G, 32G) ( ) (15N, 12G) (48N) (47N, 12G)

1971 NFC WEST STANDINGS

Saints Finish: 4th place

	W	L	T	Pct.
San Francisco	9	5	0	.643
Los Angeles	8	5	1	.615
Atlanta	7	6	1	.538
New Orleans	**4**	**8**	**2**	**.357**

PASSING	Att	Cmp	Yds	Cmp%	Yds/Att	TD	TD%	Int	Int%	Long	Sk/Yds	Rating
Hargett	210	96	1191	45.7	5.67	6	2.9	5	2.4	49	10/68	63.4
Manning	177	86	1164	48.6	6.58	6	3.4	9	5.1	63t	40/332	60.1
Saints	**387**	**182**	**2355**	**47.0**	**6.09**	**12**	**3.1**	**14**	**3.6**	**63t**	**50/400**	**61.9**
Opponents	**333**	**175**	**2472**	**52.6**	**7.42**	**20**	**6.0**	**20**	**6.0**	**84**	**24/234**	**71.8**

1972 SAINTS STATISTICS

RECORD: 2-11-1 FINISH: 4th-NFC WEST

Date	W/L	Score	Opponent	Attendance
9/17	L	14-34	at Los Angeles	66,303
9/25	**L**	**17-20**	**Kansas City**	**70,793**
10/1	**L**	**2-37**	**San Francisco**	**69,840**
10/8	L	21-45	at New York Giants	62,507
10/15	**L**	**14-21**	**Atlanta**	**66,294**
10/22	T	20-20	at San Francisco	59,167
10/29	**W**	**21-3**	**Philadelphia**	**65,664**
11/5	L	6-37	at Minnesota	49,784
11/12	L	20-36	at Atlanta	58,850
11/19	L	14-27	at Detroit	53,752
11/26	**W**	**19-16**	**Los Angeles**	**64,325**
12/3	L	17-18	at New York Jets	62,496
12/10	**L**	**1-17**	**New England**	**64,889**
12/17	**L**	**20-30**	**Green Bay**	**65,881**

TEAM STATISTICS	N.O.	OPP.
TOTAL FIRST DOWNS	**226**	**251**
Rushing	83	107
Passing	123	129
Penalty	20	15
3rd Down: Made/Att.	63/188	79/167
3rd Down: Pct.	33.5	40.1
4th Down: Made/Att.	5/8	3/6
4th Down: Pct.	62.5	50.0
POSSESSION AVG.		
TOTAL NET YARDS	**3664**	**4491**
Avg. Per Game	261.7	320.8
Total Plays	829	873
Avg. Per Play	4.4	5.1
NET YARDS RUSHING	**1230**	**2089**
Avg. Per Game	87.9	149.2
Total Rushes	337	482
NET YARDS PASSING	**2434**	**2402**
Avg. Per Game	173.9	171.6
Sacked/Yards Lost	43/347	24/194
Gross Yards	2781	2596
Att./Completions	449/230	367/213
Completion Pct.	51.2	58.0
Had Intercepted	21	14
PUNTS/AVERAGE	**71/40.8**	**52/39.3**
NET PUNTING AVG.	**71/35.5**	**52/37.0**
PENALTIES/YARDS	**69/585**	**78/711**
FUMBLES/BALL LOST	**33/16**	**27/13**
TOUCHDOWNS	**26**	**38**
Rushing	5	15
Passing	18	21
Returns	3	2

Score by Periods	1	2	3	4	OT	TOT
Saints	37	45	54	79	0	215
Opponents	78	137	68	78	0	361

SCORING	TD	Ru	Pa	Rt	PAT	FG	S	TP
Abramowicz	7	0	7	0			0	42
Parks	6	0	6	0			0	36
Feller	0	0	0	0	10/11	6/11	0	28
Durkee	0	0	0	0	9/9	3/9	0	18
Gresham	3	3	0	0			0	18
Butler	2	0	2	0			0	12
Manning	2	2	0	0			0	12
Newland	2	0	2	0			0	12
Linhart	0	0	0	0	5/5	2/5	0	11
Brown	1	0	1	0			0	6
Jackson	1	0	0	1			0	6
Neal	1	0	0	1			0	6
Wyatt	1	0	0	1			0	6
Owens	0	0	0	0			1	2
Saints	**26**	**5**	**18**	**3**	**24/25**	**11/25**	**1**	**215**
Opponents	**38**	**15**	**21**	**2**	**38/38**	**31/43**	**1**	**361**

SACKS: Saints 24.0, Opp. 43.0

RUSHING	No	Yds	Avg	LG	TD
Gresham	121	381	3.1	23	3
Manning	63	351	5.6	18	2
Butler	54	233	4.3	27	0
Strong	37	120	3.2	9	0
J. Williams	31	72	2.3	11	0
Green	14	51	3.6	14	0
Ford	11	28	2.5	9	0
V. Robinson	5	1	0.2	5	0
Parks	1	-7	-7.0	-7	0
Saints	**337**	**1230**	**3.6**	**27**	**5**
Opponents	**482**	**2089**	**4.3**	**45**	**15**

RECEIVING	No	Yds	Avg	LG	TD
Newland	47	579	12.3	42t	2
Abramowicz	38	668	17.6	51	7
Parks	32	542	16.9	66t	6
Gresham	29	192	6.6	54	0
Butler	25	226	9.0	21	2
J. Williams	16	116	7.3	32	0
Strong	14	123	8.8	16	0
Brown	11	175	15.9	34	1
Adkins	9	96	10.7	38	0
Green	7	49	7.0	15	0
Ford	1	9	9.0	9	0
Whitaker	1	6	6.0	6	0
Saints	**230**	**2781**	**12.1**	**66t**	**18**
Opponents	**213**	**2596**	**12.2**	**81t**	**21**

INTERCEPTIONS	No	Yds	Avg	LG	TD
Lee	4	65	16.3	32	0
Jackson	3	41	13.7	31	0
Myers	3	0	0.0	0	0
Roussel	2	15	7.5	11	0
Hollas	1	14	14.0	14	0
Howell	1	6	6.0	6	0
Saints	**14**	**141**	**10.1**	**32**	**0**
Opponents	**21**	**349**	**16.6**	**64**	**1**

PUNTING	No	Yds	Avg	Net	TB	I20	LG	B
Fagan	71	2899	40.8	35.5	5	71	1	
Saints	**71**	**2899**	**40.8**	**35.5**	**5**	**71**	**1**	
Opponents	**52**	**2045**	**39.3**	**37.0**	**4**	**70**	**3**	

PUNT RET	Ret	FC	Yds	Avg	LG	TD
Myers	9	15	43	4.8	10	0
Adkins	7	2	0	0.0	4	0
Saints	**16**	**17**	**43**	**2.7**	**10**	**0**
Opponents	**36**	**14**	**281**	**7.8**	**34**	**0**

KICKOFF RET	No	Yds	Avg	LG	TD
Adkins	43	1020	23.7	61	0
Green	8	187	23.4	58	0
Strong	4	53	13.3	22	0
Hollas	2	9	4.5	9	0
J. Williams	2	23	11.5	15	0
Butler	1	14	14.0	14	0
Newland	1	6	6.0	6	0
Prudhomme	1	0	0.0	0	0
Saints	**62**	**1312**	**21.2**	**61**	**0**
Opponents	**50**	**1129**	**22.6**	**48**	**0**

FIELD GOALS	1-19	20-29	30-39	40-49	50+
Feller	1/1	1/2	3/4	1/4	0/0
Durkee	1/1	0/1	2/3	0/4	0/0
Linhart	1/1	1/2	0/0	0/2	0/0
Saints	**3/3**	**2/5**	**5/7**	**1/10**	**0/0**
Opponents	**4/4**	**6/8**	**17/19**	**4/11**	**0/1**

Feller: ( ) ( ) ( ) ( ) ( ) ( ) ( ) ( ) ( ) (19G, 25G) ( ) (34B, 46G, 33G) (23N, 31G) (45N, 40N, 30G) (49B)

Durkee: (40N) (31G) (43N, 33N) (40N) (47B) ( ) ( ) (14G, 27N, 36G) ( ) ( ) ( ) ( ) ( ) ( )

Linhart: ( ) ( ) ( ) ( ) ( ) ( ) (41N, 11G, 20G) (43N, 27N) ( ) ( ) ( ) ( ) ( ) ( ) ( ) ( )

Team: (40N) (31G) (43N, 33N) (40N) (47B) (41N, 11G, 20G) (43N, 27N) (14G, 27N, 36G) (19G, 25G) ( ) (34B, 46G, 33G) (23N, 31G) (45N, 40N, 30G) (49B)

Opponents: (21N, 36G, 28G) (12G, 22G) (20N, 14G, 36G, 27G) (17G) ( ) (52N, 41G, 36G) (45N, 17G) (29G, 32G, 45G) (37G, 42N, 32G) (35G, 33G) (49N, 31N, 47N, 48G, 31G, 24G) (48N, 30G, 39G, 31G, 23G, 33G, 42G) (30N, 36G) (48B, 40B, 34G, 35G, 34G)

1972 NFC WEST STANDINGS
Saints Finish: 4th place

	W	L	T	Pct.
San Francisco	9	5	0	.615
Atlanta	7	7	0	.500
Los Angeles	6	7	1	.464
New Orleans	**2**	**11**	**1**	**.179**

PASSING	Att	Cmp	Yds	Cmp%	Yds/Att	TD	TD%	Int	Int%	Long	Sk/Yds	Rating
Manning	448	230	2781	51.3	6.21	18	4.0	21	4.7	66t	43/347	64.6
Gresham	1	0	0	0.0	0.00	0	0.0	0	0.0	0	0/0	39.6
Saints	**449**	**230**	**2781**	**51.2**	**6.19**	**18**	**4.0**	**21**	**4.7**	**66t**	**43/347**	**64.5**
Opponents	**367**	**213**	**2596**	**58.0**	**7.07**	**21**	**5.7**	**14**	**3.8**	**81t**	**24/194**	**83.1**

1973 SAINTS STATISTICS

RECORD: 5-9 FINISH: 3rd-NFC WEST

Date	W/L	Score	Opponent	Attendance
9/16	**L**	**7-62**	**Atlanta**	**66,428**
9/24	L	3-40	at Dallas	52,715
9/30	L	10-14	at Baltimore	52,293
10/7	**W**	**21-16**	**Chicago**	**56,561**
10/14	**W**	**20-13**	**Detroit**	**57,810**
10/21	L	0-40	at San Francisco	52,881
10/28	**W**	**19-3**	**Washington**	**66,315**
11/4	**W**	**13-0**	**Buffalo**	**74,770**
11/11	L	7-29	at Los Angeles	70,358
11/18	L	14-17	at San Diego	34,848
11/25	**L**	**13-24**	**Los Angeles**	**67,192**
12/2	L	10-30	at Green Bay (Mil.)	46,092
12/9	**W**	**16-10**	**San Francisco**	**62,490**
12/16	L	10-14	at Atlanta	34,147

TEAM STATISTICS	N.O.	OPP.
TOTAL FIRST DOWNS	**207**	**271**
Rushing	100	131
Passing	88	119
Penalty	19	21
3rd Down: Made/Att.	61/204	70/194
3rd Down: Pct.	29.9	36.1
4th Down: Made/Att.	0/0	0/1
4th Down: Pct.	0.0	0.0
POSSESSION AVG.		
TOTAL NET YARDS	**3501**	**4580**
Avg. Per Game	250.1	327.1
Total Plays	872	917
Avg. Per Play	4.0	5.0
NET YARDS RUSHING	**1842**	**2402**
Avg. Per Game	131.6	171.6
Total Rushes	497	556
NET YARDS PASSING	**1659**	**2178**
Avg. Per Game	118.5	155.6
Sacked/Yards Lost	37/242	24/155
Gross Yards	1901	2333
Att./Completions	338/163	337/176
Completion Pct.	48.2	52.2
Had Intercepted	17	16
PUNTS/AVERAGE	**81/41.7**	**63/44.5**
NET PUNTING AVG.	**81/33.2**	**63/40.1**
PENALTIES/YARDS	**58/516**	**69/751**
FUMBLES/BALL LOST	**34/17**	**32/14**
TOUCHDOWNS	**16**	**36**
Rushing	5	17
Passing	11	15
Returns	0	4

Score by Periods	1	2	3	4	OT	TOT
Saints	27	55	47	34	0	163
Opponents	39	90	100	83	0	312

SCORING	TD	Ru	Pa	Rt	PAT	FG	S	TP
McClard	0	0	0	0	9/9	13/24	0	48
Dunbar	4	0	4	0		0	0	24
Newland	4	0	4	0		0	0	24
Feller	0	0	0	0	7/7	4/12	0	19
Butler	3	1	2	0		0	0	18
Beasley	1	0	1	0		0	0	6
Manning	2	2	0	0		0	0	12
Stevens	2	2	0	0		0	0	12
Saints	**16**	**5**	**11**	**0**	**16/16**	**17/36**	**0**	**163**
Opponents	**36**	**17**	**15**	**4**	**35/36**	**19/34**	**2**	**312**

SACKS: Saints 24.0, Opp. 37.0

RUSHING	No	Yds	Avg	LG	TD
Phillips	198	663	3.3	20	0
Butler	87	348	4.0	19	1
Profit	72	274	3.8	22	0
Manning	63	293	4.7	23	2
Stevens	45	183	4.1	15	2
Lawson	6	23	3.8	11	0
Scott	9	18	2.0	4	0
Davis	3	10	3.3	7	0
Minor	3	10	3.3	8	0
Myers	1	8	8.0	8	0
Newland	1	6	6.0	6	0
Henry Matthews	4	4	1.0	3	0
Dunbar	3	3	1.0	13	0
O'Neal	2	-1	-.5	6	0
Saints	**497**	**1842**	**3.7**	**23**	**5**
Opponents	**556**	**2402**	**4.3**	**63**	**17**

RECEIVING	No	Yds	Avg	LG	TD
Beasley	31	280	9.0	15	1
Newland	29	489	16.9	42	4
Dunbar	23	447	19.4	65t	4
Phillips	22	169	7.7	34	0
Butler	19	125	6.6	16	2
Brown	11	132	12.0	26	0
Profit	11	108	9.8	26	0
Winslow	4	45	11.3	14	0
Stevens	4	39	9.8	14	0
Garrett	2	30	15.0	22	0
Henry Matthews	2	19	9.5	12	0
Abramowicz	2	18	9.0	11	0
Lawson	2	-5	-2.5	4	0
Minor	1	5	5.0	5	0
Saints	**163**	**1901**	**11.7**	**65t**	**11**
Opponents	**176**	**2333**	**13.3**	**54**	**15**

INTERCEPTIONS	No	Yds	Avg	LG	TD
Jackson	3	40	13.3	23	0
Myers	3	33	11.0	20	0
Merlo	3	25	8.3	16	0
Lee	3	23	7.7	12	0
Owens	1	3	3.0	3	0
Federspiel	1	1	1.0	1	0
Newsome	1	1	1.0	1	0
D. Moore	1	0	0.0	0	0
Saints	**16**	**126**	**7.9**	**23**	**0**
Opponents	**17**	**280**	**16.5**	**65t**	**3**

PUNTING	No	Yds	Avg	Net	TB	I20	LG	B
O'Neal	81	3375	41.7	33.2	5		71	0
Saints	**81**	**3375**	**41.7**	**33.2**	**5**		**71**	**0**
Opponents	**63**	**2805**	**44.5**	**40.1**	**3**		**72**	**0**

PUNT RET	Ret	FC	Yds	Avg	LG	TD
Stevens	17	15	171	10.1	37	0
Winslow	5	3	47	9.4	17	0
Myers	0	4	0	---	---	0
Saints	**22**	**22**	**218**	**9.9**	**37**	**0**
Opponents	**49**	**13**	**587**	**12.0**	**84t**	**1**

KICKOFF RET	No	Yds	Avg	LG	TD
Stevens	26	590	22.7	48	0
Profit	7	144	20.6	26	0
Lawson	7	118	16.9	27	0
Fink	5	81	16.2	24	0
Jackson	1	0	0.0	0	0
D. Moore	1	14	14.0	14	0
Saints	**47**	**947**	**20.1**	**48**	**0**
Opponents	**33**	**724**	**21.9**	**37**	**0**

FIELD GOALS	1-19	20-29	30-39	40-49	50+
McClard	2/2	5/6	4/5	2/10	0/1
Feller	4/5	0/0	0/4	0/3	0/0
Saints	**6/7**	**5/6**	**4/9**	**2/13**	**0/1**
Opponents	**5/5**	**6/12**	**5/8**	**2/7**	**1/2**

McClard: ( ) ( ) ( ) ( ) ( ) ( ) (47N, 37N, 35G, 43G, 30G, 37G) (50N, 47N, 42G, 24G) (41N) (47N, 49N) (43N, 37G, 24G) (25B, 22G) (45N, 40N, 19G, 20G, 29G) (11G)

Feller: ( ) (38N, 17B, 9G) (45N, 17G) (39N, 33N, 34N, 41N) (10G, 18G) (42N) ( ) ( ) ( ) ( ) ( ) ( ) ( ) ( )

Team: ( ) (38N, 17B, 9G) (45N, 17G) (39N, 33N, 34N, 41N) (10G, 18G) (42N) (47N, 37N, 35G, 43G, 30G, 37G) (50N, 47N, 42G, 24G) (41N) (47N, 49N) (43N, 37G, 24G) (25B, 22G) (45N, 40N, 19G, 20G, 29G) (11G)

Opponents: (29N, 44N, 21G, 45G) (27G) (27N) (56N, 17G, 40G, 28G) (48N, 23N, 34G, 29G) (54G) (35G) ( ) (39N, 19G, 11G, 8G) (46N, 35N, 28G) (30B, 27N, 20G) (46N, 14G, 39G, 33G) (23N, 34G) (42N, 24B)

1973 NFC WEST STANDINGS
Saints Finish: 3rd place

	W	L	T	Pct.
Los Angeles	12	2	0	.857
Atlanta	9	5	0	.643
New Orleans	**5**	**9**	**0**	**.357**
San Francisco	5	9	0	.357

PASSING	Att	Cmp	Yds	Cmp%	Yds/Att	TD	TD%	Int	Int%	Long	Sk/Yds	Rating
Manning	267	140	1642	52.4	6.15	10	3.7	12	4.5	65t	28/177	65.2
Scott	54	18	245	33.3	4.54	1	1.9	3	5.6	42	4/29	31.8
Davis	17	5	14	29.4	0.82	0	0.0	2	11.8	14	5/36	0.0
Saints	**338**	**163**	**1901**	**48.2**	**5.62**	**11**	**3.3**	**17**	**5.0**	**65t**	**37/242**	**55.6**
Opponents	**337**	**176**	**2333**	**52.2**	**6.92**	**15**	**4.5**	**16**	**4.7**	**54**	**24/155**	**69.5**

1974 SAINTS STATISTICS

RECORD: 5-9 FINISH: 3rd-NFC WEST

Date	W/L	Score	Opponent	Attendance
9/15	**L**	**13-17**	**San Francisco**	**65,071**
9/22	L	0-24	at Los Angeles	64,178
9/29	**W**	**14-13**	**Atlanta**	**62,273**
10/6	L	10-24	at Chicago	45,818
10/13	L	17-33	at Denver	51,831
10/20	W	13-3	at Atlanta	47,217
10/27	**W**	**14-10**	**Philadelphia**	**64,257**
11/3	L	14-19	at Detroit	43,256
11/10	**L**	**0-21**	**Miami**	**74,289**
11/17	**W**	**20-7**	**Los Angeles**	**57,287**
11/25	**L**	**7-28**	**Pittsburgh**	**71,907**
12/1	L	9-29	at Minnesota	44,202
12/8	**W**	**14-0**	**St. Louis**	**57,152**
12/15	L	21-35	at San Francisco	40,418

TEAM STATISTICS	N.O.	OPP.
TOTAL FIRST DOWNS	**233**	**226**
Rushing	117	104
Passing	91	105
Penalty	25	17
3rd Down: Made/Att.	66/191	56/165
3rd Down: Pct.	34.6	33.9
4th Down: Made/Att.	5/9	5/8
4th Down: Pct.	55.6	62.5
POSSESSION AVG.		
TOTAL NET YARDS	**3744**	**3797**
Avg. Per Game	267.4	271.2
Total Plays	929	853
Avg. Per Play	4.0	4.5
NET YARDS RUSHING	**1983**	**1758**
Avg. Per Game	141.6	125.6
Total Rushes	503	447
NET YARDS PASSING	**1761**	**2039**
Avg. Per Game	125.3	145.6
Sacked/Yards Lost	37/276	37/291
Gross Yards	2037	2330
Att./Completions	389/185	369/193
Completion Pct.	47.6	52.3
Had Intercepted	21	16
PUNTS/AVERAGE	**91/41.8**	**77/42.5**
NET PUNTING AVG.	**91/30.3**	**77/35.3**
PENALTIES/YARDS	**75/598**	**77/690**
FUMBLES/BALL LOST	**26/12**	**37/19**
TOUCHDOWNS	**20**	**34**
Rushing	9	11
Passing	10	17
Returns	1	6

Score by Periods	1	2	3	4	OT	TOT
Saints	30	64	34	38	0	166
Opponents	72	89	33	69	0	263

SCORING	TD	Ru	Pa	Rt	PAT	FG	S	TP
McClard	0	0	0	0	19/20	9/16	0	46
Parker	4	0	4	0			0	24
Seal	4	1	3	0			0	24
Maxson	3	2	1	0			0	18
Newland	2	0	2	0			0	12
Phillips	2	2	0	0			0	12
Cipa	1	1	0	0			0	6
Manning	1	1	0	0			0	6
McNeill	1	1	0	0			0	6
Schmidt	1	0	0	1			0	6
Stevens	1	1	0	0			0	6
Saints	**20**	**9**	**10**	**1**	**19/20**	**9/16**	**0**	**166**
Opponents	**34**	**11**	**17**	**6**	**29/31**	**10/17**	**0**	**263**

SACKS: Saints 37.0, Opp. 37.0

RUSHING	No	Yds	Avg	LG	TD
Maxson	165	714	4.3	66t	2
Phillips	174	556	3.2	14	2
Manning	28	204	7.3	26	1
Stevens	43	190	4.4	25	1
DeGrenier	33	110	3.3	10	0
McNeill	22	90	4.1	24	1
Butler	21	74	3.5	10	0
Cipa	12	35	2.9	15	1
Seal	2	7	3.5	6t	1
Parker	2	2	1.0	6	0
Scott	1	1	1.0	1	0
Saints	**503**	**1983**	**3.9**	**66t**	**9**
Opponents	**447**	**1758**	**3.9**	**33**	**11**

RECEIVING	No	Yds	Avg	LG	TD
Maxson	42	294	7.0	22	1
Parker	41	455	11.1	58	4
Seal	32	466	14.6	42	3
Newland	27	490	18.1	79t	2
Stevens	13	81	6.2	20	0
Phillips	11	55	5.0	17	0
Beasley	5	85	17.0	30	0
McNeill	5	64	12.8	30	0
DeGrenier	4	13	3.3	8	0
Butler	2	3	1.5	2	0
Havrilak	1	23	23.0	23	0
McCullouch	1	5	5.0	5	0
Thomas	1	3	3.0	3	0
Saints	**185**	**2037**	**11.0**	**79t**	**10**
Opponents	**193**	**2330**	**12.1**	**57**	**17**

INTERCEPTIONS	No	Yds	Avg	LG	TD
Jackson	4	53	13.3	28	0
Schmidt	4	27	6.8	24t	1
Myers	3	43	14.3	21	0
Colman	1	17	17.0	17	0
Fuller	1	16	16.0	16	0
Farasopoulos	1	14	14.0	14	0
Federspiel	1	9	9.0	9	0
J. Moore	1	0	0.0	0	0
Saints	**16**	**179**	**11.2**	**28**	**1**
Opponents	**21**	**258**	**12.3**	**39**	**2**

PUNTING	No	Yds	Avg	Net	TB	I20	LG	B
Blanchard	88	3704	42.1	30.4	7	71	0	
Gibbs	3	99	33.0	28.3	0	35	0	
Saints	**91**	**3803**	**41.8**	**30.3**	**7**		**71**	**0**
Opponents	**77**	**3274**	**42.5**	**35.3**	**7**		**67**	**0**

PUNT RET	Ret	FC	Yds	Avg	LG	TD
Stevens	37	7	376	10.2	40	0
Farasopoulos	3	0	36	12.0	18	0
Jackson	2	0	3	1.5	3	0
McNeill	1	0	0	0.0	0	0
Saints	**43**	**7**	**415**	**9.7**	**40**	**0**
Opponents	**59**	**1**	**906**	**15.4**	**72t**	**2**

KICKOFF RET	No	Yds	Avg	LG	TD
Stevens	33	749	22.7	41	0
Phillips	7	124	17.7	27	0
Coleman	2	13	6.5	9	0
Federspiel	2	20	10.0	12	0
Middleton	2	18	9.0	11	0
Butler	1	12	12.0	12	0
Davis	1	14	14.0	14	0
Jackson	1	27	27.0	27	0
Kingrea	1	22	22.0	22	0
Lawson	1	20	20.0	20	0
Schmidt	1	23	23.0	23	0
Spencer	1	-2	-2.0	-2	0
Saints	**53**	**1040**	**19.6**	**41**	**0**
Opponents	**40**	**894**	**22.4**	**52**	**0**

FIELD GOALS	1-19	20-29	30-39	40-49	50+
McClard	0/0	4/6	2/4	1/4	2/2
Saints	**0/0**	**4/6**	**2/4**	**1/4**	**2/2**
Opponents	**2/2**	**3/6**	**4/6**	**1/3**	**0/0**

McClard: (23G, 31G) ( ) ( ) (23N, 21G) (52G, 38N, 46N) (33B, 41G, 31G) ( ) (28N, 42N) ( ) (28G, 51G) ( ) (44N, 27G) ( ) ( )

Opponents: (19G, 24N) (30G) (21G, 27G) (30G) (24N) (47G) (28N, 18G) (37G, 40N, 36G) ( ) (36N) (49N) (25G) (35N) ( )

1974 NFC WEST STANDINGS
Saints Finish: 3rd place

	W	L	T	Pct.
Los Angeles	10	4	0	.714
San Francisco	6	8	0	.429
New Orleans	**5**	**9**	**0**	**.357**
Atlanta	3	11	0	.214

PASSING	Att	Cmp	Yds	Cmp%	Yds/Att	TD	TD%	Int	Int%	Long	Sk/Yds	Rating
Manning	261	134	1429	51.3	5.48	6	2.3	16	6.1	79t	26/172	49.8
Scott	71	31	366	43.7	5.15	4	5.6	4	5.6	36t	6/62	55.3
Cipa	55	20	242	36.4	4.40	0	0.0	0	0.0	30	4/36	50.7
McClard	1	0	0	0.0	0.00	0	0.0	1	100.0	0	0/0	0.0
Parker	1	0	0	0.0	0.00	0	0.0	0	0.0	0	1/6	39.6
Saints	**389**	**185**	**2037**	**47.6**	**5.24**	**10**	**2.6**	**21**	**5.4**	**79t**	**37/276**	**49.6**
Opponents	**369**	**193**	**2330**	**52.3**	**6.31**	**17**	**4.6**	**16**	**4.3**	**57**	**37/291**	**69.3**

1975 SAINTS STATISTICS

RECORD: 2-12 **FINISH: 4th-NFC WEST**

Date	W/L	Score	Opponent	Attendance
9/21	L	3-41	at Washington	54,414
9/28	**L**	**0-21**	**Cincinnati**	**52,531**
10/5	L	7-14	at Atlanta	29,444
10/12	**W**	**20-19**	**Green Bay**	**51,371**
10/19	L	21-35	at San Francisco	39,990
10/26	L	14-38	at Los Angeles	54,723
11/2	**W**	**23-7**	**Atlanta**	**49,342**
11/9	L	10-48	at Oakland	51,267
11/16	**L**	**7-20**	**Minnesota**	**52,765**
11/23	**L**	**6-16**	**San Francisco**	**40,328**
11/30	L	16-17	at Cleveland	44,753
12/7	**L**	**7-14**	**Los Angeles**	**39,358**
12/14	L	14-28	at New York Giants	40,150
12/21	**L**	**17-42**	**Chicago**	**33,371**

TEAM STATISTICS	N.O.	OPP.
TOTAL FIRST DOWNS	**215**	**251**
Rushing	109	105
Passing	82	125
Penalty	24	21
3rd Down: Made/Att.	74/215	92/207
3rd Down: Pct.	34.4	44.4
4th Down: Made/Att.	0/0	0/0
4th Down: Pct.	0.0	0.0
POSSESSION AVG.		
TOTAL NET YARDS	**3187**	**4317**
Avg. Per Game	227.6	308.4
Total Plays	908	889
Avg. Per Play	3.5	4.9
NET YARDS RUSHING	**1642**	**1930**
Avg. Per Game	117.3	137.9
Total Rushes	463	507
NET YARDS PASSING	**1545**	**2387**
Avg. Per Game	110.4	170.5
Sacked/Yards Lost	53/416	28/200
Gross Yards	1961	2587
Att./Completions	392/181	354/206
Completion Pct.	46.2	58.2
Had Intercepted	24	16
PUNTS/AVERAGE	**92/41.0**	**75/42.7**
NET PUNTING AVG.	**92/32.3**	**75/34.9**
PENALTIES/YARDS	**71/527**	**77/726**
FUMBLES/BALL LOST	**33/16**	**43/23**
TOUCHDOWNS	**19**	**48**
Rushing	9	15
Passing	8	25
Returns	2	8

Score by Periods	1	2	3	4	OT	TOT
Saints	16	48	40	61	0	165
Opponents	97	97	60	106	0	360

SCORING	TD	Ru	Pa	Rt	PAT	FG	S	TP
Szaro	0	0	0	0	17/17	10/16	0	47
McNeill	4	2	2	0			0	24
Maxson	3	3	0	0			0	18
Burton	2	0	2	0			0	12
Parker	2	0	2	0			0	12
Strachan	2	2	0	0			0	12
Chambers	1	0	0	1			0	6
Herrmann	1	0	1	0			0	6
Jones	1	1	0	0			0	6
Manning	1	1	0	0			0	6
Myers	1	0	0	1			0	6
Seal	1	0	1	0			0	6
McClard	0	0	0	0	1/1	1/5	0	4
Saints	**19**	**9**	**8**	**2**	**18/18**	**11/21**	**0**	**165**
Opponents	**48**	**15**	**25**	**8**	**44/48**	**8/12**	**2**	**360**

SACKS: Saints 28.0, Opp. 53.0

RUSHING	No	Yds	Avg	LG	TD
Strachan	161	668	4.1	21	2
Maxson	139	371	2.7	14	3
McNeill	61	206	3.4	17	2
Manning	33	186	5.6	16	1
Jones	42	108	2.6	18	1
Rogers	17	62	3.6	22	0
Baker	1	21	21.0	21	0
Seal	1	10	10.0	10	0
Burton	2	8	4.0	5	0
Cipa	6	2	0.3	3	0
Saints	**463**	**1642**	**3.5**	**22**	**9**
Opponents	**507**	**1930**	**3.8**	**54t**	**15**

RECEIVING	No	Yds	Avg	LG	TD
Maxson	41	234	5.7	33	0
Strachan	30	224	7.5	27	0
Seal	28	414	14.8	38	1
McNeill	18	138	7.7	17	2
Burton	16	305	19.1	71t	2
Hamilton	12	210	17.5	44	0
Childs	10	179	17.9	38	0
Jones	10	52	5.2	12	0
Parker	9	123	13.7	32t	2
Herrmann	3	47	15.7	28	1
Baker	2	26	13.0	17	0
Chapman	1	7	7.0	7	0
Rogers	1	2	2.0	2	0
Saints	**181**	**1961**	**10.8**	**71t**	**8**
Opponents	**206**	**2587**	**12.6**	**60t**	**25**

INTERCEPTIONS	No	Yds	Avg	LG	TD
Myers	5	83	16.6	29	0
Crist	3	69	23.0	42	0
Jackson	2	48	24.0	46	0
Lee	2	22	11.0	19	0
Schmidt	1	37	37.0	37	0
Westbrooks	1	21	21.0	21	0
Kingrea	1	14	14.0	14	0
Middleton	1	0	0.0	0	0
Spencer	0	11	---	11	0
Saints	**16**	**305**	**19.1**	**46**	**0**
Opponents	**24**	**367**	**15.3**	**40t**	**2**

PUNTING	No	Yds	Avg	Net	TB	I20	LG	B
Blanchard	92	3776	41.0	30.2	16		61	3
Saints	**92**	**3776**	**41.0**	**30.2**	**16**		**61**	**3**
Opponents	**75**	**3205**	**42.7**	**34.9**	**11**		**63**	**0**

PUNT RET	Ret	FC	Yds	Avg	LG	TD
Chapman	17	3	207	12.2	42	0
Schmidt	11	0	76	6.9	17	0
Myers	10	1	70	7.0	16	0
DeRatt	2	1	17	8.5	10	0
Spencer	1	0	0	0.0	0	0
Saints	**41**	**5**	**370**	**9.0**	**42**	**0**
Opponents	**61**	**0**	**675**	**11.1**	**65t**	**1**

KICKOFF RET	No	Yds	Avg	LG	TD
Chapman	28	614	21.9	36	0
McNeill	10	276	27.6	88	0
Maxson	6	103	17.2	24	0
Rogers	6	98	16.3	19	0
Spencer	5	68	13.6	19	0
Strachan	5	91	18.2	33	0
Schmidt	2	54	27.0	34	0
Chambers	1	15	15.0	15	0
Saints	**63**	**1319**	**20.9**	**88**	**0**
Opponents	**42**	**1073**	**25.5**	**93t**	**1**

FIELD GOALS	1-19	20-29	30-39	40-49	50+
Szaro	1/1	4/4	3/4	1/5	1/2
McClard	0/0	0/1	0/2	1/2	0/0
Saints	**1/1**	**4/5**	**3/6**	**2/7**	**1/2**
Opponents	**0/0**	**1/2**	**5/7**	**2/3**	**0/0**

Szaro: ( ) ( ) ( ) (46N, 44N, 36G, 20G) ( ) (44N) (36G, 47G, 34N, 25G) (30G) ( ) (43B, 26G, 50G) (28G) ( ) ( ) (50N, 19G)

McClard: (42G, 28B) ( ) (36N, 30N, 46N) ( ) ( ) ( ) ( ) ( ) ( ) ( ) ( ) ( ) ( )

Team: (42G, 28B) ( ) (36N, 30N, 46N) (46N, 44N, 36G, 20G) ( ) (44N) (36G, 47G, 34N, 25G) (30G) ( ) (43B, 26G, 50G) (28G) ( ) ( ) (50N, 19G)

Opponents: (31G, 35G) (33N) (48N) (45G) (25N) (39G) ( ) ( ) ( ) (35G) (28G) (47G, 37G) ( ) (35N)

1975 NFC WEST STANDINGS

Saints Finish: 4th place

	W	L	T	Pct.
Los Angeles	12	2	0	.857
San Francisco	5	9	0	.357
Atlanta	4	10	0	.286
New Orleans	**2**	**12**	**0**	**.143**

PASSING	Att	Cmp	Yds	Cmp%	Yds/Att	TD	TD%	Int	Int%	Long	Sk/Yds	Rating
Manning	338	159	1683	47.0	4.98	7	2.1	20	5.9	71t	49/390	44.3
Cipa	37	14	182	37.8	4.92	1	2.7	3	8.1	28	3/14	29.3
Scott	17	8	96	47.1	5.65	0	0.0	1	5.9	33	1/12	40.3
Saints	**392**	**181**	**1961**	**46.2**	**5.00**	**8**	**2.0**	**24**	**6.1**	**71t**	**53/416**	**42.7**
Opponents	**354**	**206**	**2587**	**58.2**	**7.31**	**25**	**7.1**	**16**	**4.5**	**60t**	**28/200**	**85.7**

1976 SAINTS STATISTICS

RECORD: 4-10 FINISH: 3rd-NFC WEST

Date	W/L	Score	Opponent	Attendance
9/12	**L**	**9-40**	**Minnesota**	**58,156**
9/19	**L**	**6-24**	**Dallas**	**61,413**
9/26	W	27-17	at Kansas City	53,918
10/3	**L**	**26-31**	**Houston**	**51,973**
10/10	**W**	**30-0**	**Atlanta**	**51,521**
10/17	L	3-33	at San Francisco	43,160
10/24	**L**	**10-16**	**Los Angeles**	**51,984**
10/31	L	20-23	at Atlanta	34,127
11/7	L	27-32	at Green Bay (Mil.)	52,936
11/14	**W**	**17-16**	**Detroit**	**42,048**
11/21	W	51-27	at Seattle	61,865
11/28	L	14-33	at Los Angeles	54,906
12/5	L	6-27	at New England	53,592
12/12	**L**	**7-27**	**San Francisco**	**42,536**

TEAM STATISTICS	N.O.	OPP.
TOTAL FIRST DOWNS	**226**	**275**
Rushing	92	129
Passing	111	121
Penalty	23	25
3rd Down: Made/Att.	63/210	81/214
3rd Down: Pct.	29.0	37.9
4th Down: Made/Att.	2/2	0/0
4th Down: Pct.	100.0	0.0
POSSESSION AVG.		
TOTAL NET YARDS	**3759**	**4491**
Avg. Per Game	268.5	320.8
Total Plays	885	960
Avg. Per Play	4.2	4.7
NET YARDS RUSHING	**1775**	**2289**
Avg. Per Game	126.8	163.5
Total Rushes	431	554
NET YARDS PASSING	**1984**	**2202**
Avg. Per Game	141.7	157.3
Sacked/Yards Lost	51/369	39/312
Gross Yards	2353	2514
Att./Completions	403/206	367/200
Completion Pct.	51.1	54.5
Had Intercepted	14	12
PUNTS/AVERAGE	**101/39.3**	**88/39.4**
NET PUNTING AVG.	**101/31.0**	**88/32.9**
PENALTIES/YARDS	**103/901**	**105/883**
FUMBLES/BALL LOST	**32/18**	**38/27**
TOUCHDOWNS	**29**	**44**
Rushing	16	22
Passing	8	18
Returns	5	4

Score by Periods	1	2	3	4	OT	TOT
Saints	23	83	75	72	0	253
Opponents	69	116	69	92	0	346

SCORING	TD	Ru	Pa	Rt	PAT	FG	S	TP
Szaro	0	0	0	0	25/29	18/23	0	79
Galbreath	8	7	1	0			0	48
Childs	4	1	3	0			0	24
Burton	2	0	2	0			0	12
Douglass	2	2	0	0			0	12
Merlo	2	0	0	2			0	12
Muncie	2	2	0	0			0	12
Strachan	2	2	0	0			0	12
Capone	1	0	0	1			0	6
Maxson	1	1	0	0			0	6
Myers	1	0	0	1			0	6
Owens	1	0	1	0			0	6
Price	1	0	0	1			0	6
Scott	1	1	0	0			0	6
Thaxton	1	0	1	0			0	6
Saints	**29**	**16**	**8**	**5**	**25/29**	**18/23**	**0**	**253**
Opponents	**44**	**22**	**18**	**4**	**36/44**	**14/17**	**2**	**346**

SACKS: Saints 39.0, Opp. 51.0

RUSHING	No	Yds	Avg	LG	TD
Muncie	149	659	4.4	51	2
Galbreath	136	570	4.2	74t	7
Strachan	66	258	3.9	31	2
Maxson	34	120	3.5	16	1
Douglass	21	92	4.4	19	2
Scott	12	48	4.0	13	1
Kim Jones	6	21	3.5	10	0
Childs	1	16	16.0	16t	1
A. Jones	1	2	2.0	2	0
Burton	3	-4	-1.3	4	0
Seal	2	-7	-3.5	-1	0
Saints	**431**	**1775**	**4.1**	**74t**	**16**
Opponents	**554**	**2289**	**4.1**	**38**	**22**

RECEIVING	No	Yds	Avg	LG	TD
Galbreath	54	420	7.8	35	1
Herrmann	34	535	15.7	57	0
Muncie	31	272	8.8	33	0
Childs	26	349	13.4	46t	3
Burton	18	297	16.5	69t	2
Owens	12	241	20.1	74	1
Seal	9	72	8.0	15	0
Thaxton	7	112	16.0	25t	1
Maxson	7	21	3.0	14	0
Strachan	6	22	3.7	14	0
Kim Jones	1	14	14.0	14	0
Douglass	1	-2	-2.0	-2	0
Saints	**206**	**2353**	**11.4**	**74**	**8**
Opponents	**200**	**2514**	**12.6**	**55t**	**18**

INTERCEPTIONS	No	Yds	Avg	LG	TD
Merlo	4	142	35.5	83t	2
Athas	2	22	11.0	22	0
Jackson	2	5	2.5	5	0
Price	1	23	23.0	23t	1
Crist	1	20	20.0	20	0
Myers	1	0	0.0	0	0
Spencer	1	0	0.0	0	0
Saints	**12**	**212**	**17.7**	**83t**	**3**
Opponents	**14**	**140**	**10.0**	**32**	**1**

PUNTING	No	Yds	Avg	Net	TB	I20	LG	B
Blanchard	101	3974	39.3	31.0	5	14	63	0
Saints	**101**	**3974**	**39.3**	**31.0**	**5**	**14**	**63**	**0**
Opponents	**88**	**3469**	**39.4**	**32.9**	**10**	**16**	**67**	**1**

PUNT RET	Ret	FC	Yds	Avg	LG	TD
Athas	35	10	332	9.5	67	0
Galbreath	2	0	8	4.0	4	0
McQuay	2	0	5	2.5	11	0
Myers	2	0	22	11.0	11	0
Crist	1	2	8	8.0	8	0
Owens	0	2	0	---	---	0
Saints	**42**	**14**	**375**	**8.9**	**67**	**0**
Opponents	**64**	**10**	**742**	**11.6**	**60t**	**1**

KICKOFF RET	No	Yds	Avg	LG	TD
Galbreath	20	399	20.0	32	0
Maxson	11	191	17.4	28	0
McQuay	8	151	18.9	28	0
Thaxton	8	185	23.1	41	0
Chapman	3	63	21.0	26	0
Muncie	3	69	23.0	28	0
Athas	2	68	34.0	39	0
Capone	2	0	0.0	0	0
Schumacher	2	17	8.5	14	0
Childs	1	6	6.0	6	0
Hart	1	12	12.0	12	0
Kim Jones	1	12	12.0	12	0
Saints	**62**	**1173**	**18.9**	**41**	**0**
Opponents	**54**	**1359**	**25.2**	**45**	**0**

FIELD GOALS	1-19	20-29	30-39	40-49	50+
Szaro	1/1	8/8	4/5	4/7	1/2
Saints	**1/1**	**8/8**	**4/5**	**4/7**	**1/2**
Opponents	**1/1**	**5/5**	**5/6**	**3/4**	**0/1**

Szaro: (45G) (55N) (26G, 46N, 27G) (20G, 26G, 43G, 26G) (18G) (46G) (22G) ( ) (30G, 32G) (37G, 48N) (46G, 36G, 21G) ( ) (50G, 47N, 29G) (37N)

Opponents: (24G, 35G) (25G) (51N, 27G) (31G) ( ) (19G, 31G) (49G) ( ) (38G, 32N) (43G) ( ) (33G, 25G) (43N) (45G, 23G)

1976 NFC WEST STANDINGS
Saints Finish: 3rd place

	W	L	T	Pct.
Los Angeles	10	3	1	.750
San Francisco	8	6	0	.571
New Orleans	**4**	**10**	**0**	**.286**
Atlanta	4	10	0	.286
Seattle	2	12	0	.143

PASSING	Att	Cmp	Yds	Cmp%	Yds/Att	TD	TD%	Int	Int%	Long	Sk/Yds	Rating
Douglass	213	103	1288	48.4	6.05	4	1.9	8	3.8	74	26/189	58.2
Scott	190	103	1065	54.2	5.61	4	2.1	6	3.2	60t	24/162	64.5
Blanchard	0	0	0	---	---	0	---	0	---	---	1/18	---
Saints	**403**	**206**	**2353**	**51.1**	**5.84**	**8**	**2.0**	**14**	**3.5**	**74**	**51/369**	**61.2**
Opponents	**367**	**200**	**2514**	**54.5**	**6.85**	**18**	**4.9**	**12**	**3.3**	**55t**	**39/312**	**78.8**

1977 SAINTS STATISTICS

RECORD: 3-11 **FINISH: 4th-NFC WEST**

Date	W/L	Score	Opponent	Attendance
9/18	**L**	**20-24**	**Green Bay**	**56,250**
9/25	L	19-23	at Detroit	51,548
10/2	W	42-24	at Chicago	51,488
10/9	**L**	**0-14**	**San Diego**	**53,942**
10/16	L	7-14	at Los Angeles	46,045
10/23	L	31-49	at St. Louis	48,417
10/30	**W**	**27-26**	**Los Angeles**	**59,023**
11/6	L	7-28	at Philadelphia	53,482
11/13	**Lot**	**7-10**	**San Francisco**	**41,564**
11/20	**W**	**21-20**	**Atlanta**	**43,135**
11/27	L	17-20	at San Francisco	33,702
12/4	**L**	**13-16**	**New York Jets**	**40,464**
12/11	**L**	**14-33**	**Tampa Bay**	**40,124**
12/18	L	7-35	at Atlanta	36,895

TEAM STATISTICS	N.O.	OPP.
TOTAL FIRST DOWNS	**223**	**272**
Rushing	115	153
Passing	96	103
Penalty	12	16
3rd Down: Made/Att.	71/201	89/215
3rd Down: Pct.	35.3	41.4
4th Down: Made/Att.	0/0	0/0
4th Down: Pct.	0.0	0.0
POSSESSION AVG.	**27:33**	**32:27**
TOTAL NET YARDS	**3597**	**4622**
Avg. Per Game	256.9	330.1
Total Plays	851	940
Avg. Per Play	4.2	4.9
NET YARDS RUSHING	**2024**	**2729**
Avg. Per Game	144.6	194.9
Total Rushes	484	623
NET YARDS PASSING	**1573**	**1893**
Avg. Per Game	112.4	135.2
Sacked/Yards Lost	46/360	27/234
Gross Yards	1933	2127
Att./Completions	321/166	290/154
Completion Pct.	51.7	53.1
Had Intercepted	21	10
PUNTS/AVERAGE	**87/41.0**	**75/38.8**
NET PUNTING AVG.	**87/31.6**	**75/32.9**
PENALTIES/YARDS	**86/794**	**104/972**
FUMBLES/BALL LOST	**20/11**	**29/15**
TOUCHDOWNS	**31**	**42**
Rushing	14	21
Passing	13	15
Returns	4	6

Score by Periods	1	2	3	4	OT	TOT
Saints	20	105	38	69	0	232
Opponents	69	111	62	91	3	336

SCORING	TD	Ru	Pa	Rt	PAT	FG	S	TP
Childs	9	0	9	0			0	54
Szaro	0	0	0	0	29/31	5/12	0	44
Muncie	7	6	1	0			0	42
Manning	5	5	0	0			0	30
Galbreath	3	3	0	0			0	18
Chapman	1	0	0	1			0	6
Gilliam	1	0	1	0			0	6
Grooms	1	0	1	0			0	6
Merlo	1	0	0	1			0	6
Myers	1	0	0	1			0	6
Pollard	1	0	0	1			0	6
Thaxton	1	0	1	0			0	6
Saints	**31**	**14**	**13**	**4**	**29/31**	**5/12**		**1232**
Opponents	**42**	**21**	**15**	**6**	**39/41**	**15/24**		**0336**

SACKS: Saints 27.0, Opp. 46.0

RUSHING	No	Yds	Avg	LG	TD
Muncie	201	811	4.0	36	6
Galbreath	168	644	3.8	26	3
Strachan	55	271	4.9	18	0
Manning	39	270	6.9	27	5
Douglass	2	23	11.5	20	0
Kim Jones	8	23	2.9	8	0
Scott	4	11	2.8	9	0
Thaxton	1	-3	-3.0	-3	0
Boykin	5	-9	-1.8	4	0
Herrmann	1	-17	-17.0	-17	0
Saints	**484**	**2024**	**4.2**	**36**	**14**
Opponents	**623**	**2729**	**4.4**	**80**	**21**

RECEIVING	No	Yds	Avg	LG	TD
Galbreath	41	265	6.5	30	0
Childs	33	518	15.7	59t	9
Herrmann	32	408	12.8	39	0
Muncie	21	248	11.8	35t	1
Thaxton	14	211	15.1	41	1
Gilliam	11	133	12.1	23	1
Mauti	4	71	17.8	23	0
Strachan	3	26	8.7	10	0
Boykin	3	21	7.0	9	0
Burton	1	13	13.0	13	0
Kim Jones	1	9	9.0	9	0
Parker	1	7	7.0	7	0
Grooms	1	3	3.0	3t	1
Saints	**166**	**1933**	**11.6**	**59t**	**13**
Opponents	**154**	**2127**	**13.8**	**58**	**15**

INTERCEPTIONS	No	Yds	Avg	LG	TD
Crist	4	6	1.5	6	0
Merlo	1	57	57.0	57t	1
Chapman	1	16	16.0	16	0
Hughes	1	2	2.0	2	0
Myers	1	2	2.0	2	0
Jackson	1	0	0.0	0	0
Marsalis	1	0	0.0	0	0
Saints	**10**	**83**	**8.3**	**57t**	**1**
Opponents	**21**	**392**	**18.7**	**72t**	**4**

PUNTING	No	Yds	Avg	Net	TB	I20	LG	B
Blanchard	82	3474	42.4	31.5	11	11	66	2
Scott	3	95	31.7	31.7	0	0	34	0
Saints	**87**	**3569**	**41.0**	**31.6**	**11**	**11**	**66**	**2**
Opponents	**75**	**2909**	**38.8**	**32.9**	**8**	**15**	**54**	**1**

PUNT RET	Ret	FC	Yds	Avg	LG	TD
Mauti	37	10	281	7.6	33	0
Saints	**37**	**10**	**281**	**7.6**	**33**	**0**
Opponents	**51**	**9**	**604**	**11.8**	**88t**	**2**

KICKOFF RET	No	Yds	Avg	LG	TD
Mauti	27	609	22.6	38	0
Chapman	15	385	25.7	92t	1
Willis	8	148	18.5	27	0
Boykin	5	76	15.2	24	0
Campbell	2	33	16.5	20	0
Kim Jones	2	23	11.5	13	0
Kingrea	2	21	10.5	21	0
Muncie	1	19	19.0	19	0
Jimmy Stewart	1	33	33.0	33	0
Thaxton	0	8	---	8	0
Saints	**63**	**1355**	**21.5**	**92t**	**1**
Opponents	**45**	**1075**	**23.9**	**60**	**0**

FIELD GOALS	1-19	20-29	30-39	40-49	50+
Szaro	0/0	3/4	2/3	0/2	0/3
Saints	**0/0**	**3/4**	**2/3**	**0/2**	**0/3**
Opponents	**1/2**	**5/7**	**3/6**	**6/6**	**0/3**

Szaro: ( ) (26G) (52N) ( ) (44N) (51N, 22G) (23G, 50N, 42N, 31G) ( ) (30N) ( ) (30G) ( ) ( ) (29N)

Opponents: (19G) (37N, 43G) (21G) ( ) (29N) (30N) (36G, 27G, 52N) ( ) (24N, 50N, 33G) (31G, 40G) (40G, 51N, 42G) (19N, 48G, 29G, 27G) (33N, 40G, 25G) ( )

1977 NFC WEST STANDINGS
Saints Finish: 4th place

	W	L	T	Pct.
Los Angeles	10	4	0	.714
Atlanta	7	7	0	.500
San Francisco	5	9	0	.357
New Orleans	**3**	**11**	**0**	**.214**

PASSING	Att	Cmp	Yds	Cmp%	Yds/Att	TD	TD%	Int	Int%	Long	Sk/Yds	Rating
Manning	205	113	1284	55.1	6.26	8	3.9	9	4.4	59t	36/288	68.8
Scott	82	36	516	43.9	6.29	3	3.7	8	9.8	53t	5/43	37.5
Douglass	31	16	130	51.6	4.19	1	3.2	3	9.7	31	5/29	33.7
Blanchard	3	1	3	33.3	1.00	1	33.3	1	33.3	3t	0/0	42.4
Saints	**321**	**166**	**1933**	**51.7**	**6.02**	**13**	**4.0**	**21**	**6.5**	**59t**	**46/360**	**56.5**
Opponents	**290**	**154**	**2127**	**53.1**	**7.33**	**15**	**5.2**	**10**	**3.4**	**58**	**27/234**	**79.8**

1978 SAINTS STATISTICS

RECORD: 7-9 FINISH: 3rd-NFC WEST

Date	W/L	Score	Opponent	Attendance
9/3	**W**	**31-24**	**Minnesota**	**54,187**
9/10	L	17-28	at Green Bay (Mil.)	54,336
9/17	**L**	**17-24**	**Philadelphia**	**49,242**
9/24	W	20-18	at Cincinnati	40,455
10/1	**L**	**20-26**	**Los Angeles**	**61,659**
10/8	**L**	**16-24**	**Cleveland**	**50,158**
10/15	W	14-7	at San Francisco	37,671
10/22	W	10-3	at Los Angeles	47,574
10/29	**W**	**28-17**	**New York Giants**	**58,807**
11/5	L	14-20	at Pittsburgh	48,526
11/12	**L**	**17-20**	**Atlanta**	**70,323**
11/19	L	7-27	at Dallas	57,920
11/26	L	17-20	at Atlanta	55,521
12/3	**W**	**24-13**	**San Francisco**	**50,068**
12/10	**L**	**12-17**	**Houston**	**63,169**
12/17	W	17-10	at Tampa Bay	51,207

TEAM STATISTICS	N.O.	OPP.
TOTAL FIRST DOWNS	**295**	**286**
Rushing	119	129
Passing	154	130
Penalty	22	27
3rd Down: Made/Att.	88/232	94/238
3rd Down Pct.	37.9	39.5
4th Down: Made/Att.	0/0	0/0
4th Down Pct.	0.0	0.0
POSSESSION AVG.	**30:28**	**29:32**
TOTAL NET YARDS	**4996**	**4884**
Avg. Per Game	312.3	305.3
Total Plays	1028	1025
Avg. Per Play	4.9	4.8
NET YARDS RUSHING	**1845**	**2420**
Avg. Per Game	115.3	151.3
Total Rushes	512	574
NET YARDS PASSING	**3151**	**2464**
Avg. Per Game	196.9	154.0
Sacked/Yards Lost	37/301	33/236
Gross Yards	3452	2700
Att./Completions	479/294	418/215
Completion Pct.	61.4	51.4
Had Intercepted	16	21
PUNTS/AVERAGE	**86/41.1**	**71/40.2**
NET PUNTING AVG.	**86/32.5**	**71/35.3**
PENALTIES/YARDS	**104/1044**	**103/929**
FUMBLES/BALL LOST	**32/15**	**37/20**
TOUCHDOWNS	**35**	**33**
Rushing	17	9
Passing	17	21
Returns	1	3

Score by Periods	1	2	3	4	OT	TOT
Saints	54	102	37	88	0	281
Opponents	60	98	47	93	0	298

SCORING	TD	Ru	Pa	Rt	PAT	FG	S	TP
Galbreath	7	5	2	0	0/1	0/0	0	42
Muncie	7	7	0	0			0	42
Mike-Mayer	0	0	0	0	18/18	6/13	0	36
Childs	4	0	4	0			0	24
Ik. Harris	4	0	4	0			0	24
Strachan	4	4	0	0			0	24
Szaro	0	0	0	0	9/9	4/6	0	21
Chandler	2	0	2	0			0	12
Mauti	2	0	2	0			0	12
Owens	2	0	2	0			0	12
Leypoldt	0	0	0	0	4/5	2/3	0	10
Hardy	1	0	1	0			0	6
Manning	1	1	0	0			0	6
Myers	1	0	0	1			0	6
Jurich	0	0	0	0	2/2	0/3	0	2
Saints	**35**	**17**	**17**	**1**	**33/35**	**12/25**	**1**	**281**
Opponents	**33**	**9**	**21**	**3**	**32/33**	**22/33**	**1**	**298**

SACKS: Saints 33.0, Opp. 37.0

RUSHING	No	Yds	Avg	LG	TD
Galbreath	186	635	3.4	20t	5
Muncie	160	557	3.5	28t	7
Strachan	108	388	3.6	21	4
Manning	38	202	5.3	19	1
Kim Jones	9	31	3.4	8	0
Ik. Harris	2	22	11.0	22	0
Chandler	2	10	5.0	10	0
Holmes	2	4	2.0	4	0
Blanchard	2	0	0.0	0	0
Scott	1	0	0.0	0	0
Childs	2	-4	-2.0	-1	0
Saints	**512**	**1845**	**3.6**	**28t**	**17**
Opponents	**574**	**2420**	**4.2**	**63**	**9**

RECEIVING	No	Yds	Avg	LG	TD
Galbreath	74	582	7.9	35	2
Childs	53	869	16.4	52	4
Ik. Harris	40	590	14.8	45	4
Owens	40	446	11.2	47t	2
Chandler	35	472	13.5	58t	2
Muncie	26	233	9.0	34	0
Strachan	10	51	5.1	15	0
Mauti	8	69	8.6	16t	2
Hardy	5	131	26.2	71t	1
Kim Jones	2	10	5.0	6	0
Van Wagner	1	-1	-1.0	-1	0
Saints	**294**	**3452**	**11.7**	**71t**	**17**
Opponents	**215**	**2700**	**12.6**	**80t**	**21**

INTERCEPTIONS	No	Yds	Avg	LG	TD
Myers	6	167	27.8	97t	1
Spencer	4	83	20.8	37	0
Brown	4	50	12.5	19	0
Federspiel	2	12	6.0	12	0
Hughes	2	11	5.5	7	0
Chapman	2	-4	-2.0	0	0
Felton	1	0	0.0	0	0
Saints	**21**	**319**	**15.2**	**97t**	**1**
Opponents	**16**	**198**	**12.4**	**56**	**1**

PUNTING	No	Yds	Avg	Net	TB	I20	LG	B
Blanchard	84	3532	42.0	32.5	10	14	61	2
Saints	**86**	**3532**	**41.1**	**32.5**	**10**	**14**	**61**	**2**
Opponents	**71**	**2851**	**40.2**	**35.3**	**5**	**17**	**59**	**1**

PUNT RET	Ret	FC	Yds	Avg	LG	TD
Chandler	34	10	233	6.9	32	0
McGill	1	0	5	5.0	5	0
Schwartz	1	0	4	4.0	4	0
Mauti	0	3	0	---	---	0
Myers	0	1	0	---	---	0
Saints	**36**	**14**	**242**	**6.7**	**32**	**0**
Opponents	**59**	**4**	**539**	**9.1**	**55**	**0**

KICKOFF RET	No	Yds	Avg	LG	TD
Chandler	32	760	23.8	38	0
Mauti	17	388	22.8	39	0
Chapman	9	149	16.6	28	0
Schwartz	3	51	17.0	19	0
Hardy	2	3	1.5	3	0
Holmes	1	18	18.0	18	0
Rice	1	15	15.0	15	0
Saints	**65**	**1384**	**21.3**	**39**	**0**
Opponents	**53**	**1035**	**19.5**	**56**	**0**

FIELD GOALS	1-19	20-29	30-39	40-49	50+
Mike-Mayer	1/1	2/3	2/3	0/2	1/4
Szaro	0/0	2/2	2/2	0/2	0/0
Jurich	0/0	0/2	0/0	0/1	0/0
Leypoldt	0/0	1/2	1/1	0/0	0/0
Saints	**1/1**	**5/9**	**5/6**	**0/5**	**1/4**
Opponents	**0/0**	**11/12**	**4/8**	**6/10**	**1/3**

Mike-Mayer: ( ) ( ) ( ) ( ) ( ) ( ) ( ) (32G) ( ) (50N, 51N) (21G) ( ) (40N, 18G) (50G, 45N, 32N) (23N, 21G) (32G, 51N)

Szaro: (32G, 41B) (37G, 42N) (21G) ( ) ( ) (20G) ( ) ( ) ( ) ( ) ( ) ( ) ( ) ( ) ( ) ( ) ( )

Jurich: ( ) ( ) ( ) ( ) ( ) ( ) ( ) (42B, 23B, 22N) ( ) ( ) ( ) ( ) ( ) ( ) ( ) ( ) ( )

Leypoldt: ( ) ( ) ( ) (39G, 27G) (26N) (20G) ( ) ( ) ( ) ( ) ( ) ( ) ( ) ( ) ( ) ( )

Team: (32G, 41B) (37G, 42N) (21G) (39G, 27G) (26N) (20G) (42B, 23B, 22N) (32G) ( ) (50N, 51N) (21G) ( ) (40N, 18G) (50G, 45N, 32N) (23N, 21G) (32G, 51N)

Opponents: (44G) (51N) (39N, 45N, 21G) (20G, 22G, 47N, 42G) (51N, 49N, 34G, 39G) (40G) ( ) (20G, 38N) (50G, 28N) (27G, 21G, 31N) (22G, 32G) (47N, 24G, 26G) (37N, 39G, 28G) (45G, 42G) (22G) (47G)

1978 NFC WEST STANDINGS

Saints Finish: 3rd place

	W	L	T	Pct.
Los Angeles	12	4	0	.750
Atlanta	9	7	0	.563
New Orleans	**7**	**9**	**0**	**.438**
San Francisco	2	14	0	.125

PASSING	Att	Cmp	Yds	Cmp%	Yds/Att	TD	TD%	Int	Int%	Long	Sk/Yds	Rating
Manning	471	291	3416	61.8	7.25	17	3.6	16	3.4	71t	37/301	81.7
Scott	5	3	36	60.0	7.20	0	0.0	0	0.0	23	0/0	82.1
Ik. Harris	1	0	0	0.0	0.00	0	0.0	0	0.0	0	0/0	39.6
Muncie	1	0	0	0.0	0.00	0	0.0	0	0.0	0	0/0	39.6
Strachan	1	0	0	0.0	0.00	0	0.0	0	0.0	0	0/0	39.6
Saints	**479**	**294**	**3452**	**61.4**	**7.21**	**17**	**3.5**	**16**	**3.3**	**71t**	**37/301**	**81.2**
Opponents	**418**	**215**	**2700**	**51.4**	**6.46**	**21**	**5.0**	**21**	**5.0**	**80t**	**33/236**	**67.7**

1979 SAINTS STATISTICS

RECORD: 8-8 FINISH: 2nd-NFC WEST

Date	W/L	Score	Opponent	Attendance
9/2	**Lot**	**34-40**	**Atlanta**	**70,940**
9/9	L	19-28	at Green Bay (Mil.)	53,184
9/16	**L**	**14-26**	**Philadelphia**	**54,212**
9/23	W	30-21	at San Francisco	39,727
9/30	**W**	**24-14**	**New York Giants**	**51,543**
10/7	**L**	**17-35**	**Los Angeles**	**68,986**
10/14	W	42-14	at Tampa Bay	67,640
10/21	**W**	**17-7**	**Detroit**	**57,428**
10/28	W	14-10	at Washington	52,133
11/4	L	3-10	at Denver	74,482
11/11	**W**	**31-20**	**San Francisco**	**65,551**
11/18	L	24-38	at Seattle	60,055
11/25	W	37-6	at Atlanta	42,815
12/3	**L**	**35-42**	**Oakland**	**65,541**
12/9	**L**	**0-35**	**San Diego**	**61,059**
12/16	W	29-14	at Los Angeles	53,879

TEAM STATISTICS	N.O.	OPP.
TOTAL FIRST DOWNS	**315**	**334**
Rushing	160	147
Passing	135	168
Penalty	20	19
3rd Down: Made/Att.	86/215	105/239
3rd Down Pct.	40.0	43.9
4th Down: Made/Att.	0/0	0/0
4th Down Pct.	0.0	0.0
POSSESSION AVG.	**30:23**	**29:37**
TOTAL NET YARDS	**5627**	**5535**
Avg. Per Game	351.7	345.9
Total Plays	996	1055
Avg. Per Play	5.6	5.2
NET YARDS RUSHING	**2476**	**2469**
Avg. Per Game	154.8	154.3
Total Rushes	551	521
NET YARDS PASSING	**3151**	**3066**
Avg. Per Game	196.9	191.6
Sacked/Yards Lost	17/140	46/391
Gross Yards	3291	3457
Att./Completions	428/257	488/265
Completion Pct.	60.0	54.3
Had Intercepted	22	26
PUNTS/AVERAGE	**69/39.5**	**71/38.4**
NET PUNTING AVG.	**69/34.2**	**71/32.3**
PENALTIES/YARDS	**93/812**	**98/871**
FUMBLES/BALL LOST	**24/14**	**32/16**
TOUCHDOWNS	**46**	**47**
Rushing	28	22
Passing	16	24
Returns	2	1

Score by Periods	1	2	3	4	OT	TOT
Saints	62	146	81	81	0	370
Opponents	51	126	69	108	6	360

SCORING	TD	Ru	Pa	Rt	PAT	FG	S	TP
Yepremian	0	0	0	0	39/40	12/16	0	75
Galbreath	10	9	1	0	1/2	2/3	0	67
Muncie	11	11	0	0			0	66
Chandler	6	0	6	0			0	36
Strachan	6	6	0	0			0	36
Childs	5	0	5	0			0	30
Ik. Harris	2	0	2	0			0	12
Manning	2	2	0	0			0	12
Erxleben	0	0	0	0	4/4	2/2	0	10
Bordelon	1	0	0	1			0	6
Hardy	1	0	1	0			0	6
Myers	1	0	0	1			0	6
Owens	1	0	1	0			0	6
Grooms	0	0	0	0			1	2
Saints	**46**	**28**	**16**	**2**	**44/46**	**16/21**	**1**	**370**
Opponents	**47**	**22**	**24**	**1**	**45/46**	**11/17**	**0**	**360**

SACKS: Saints 46.0, Opp. 17.0

RUSHING	No	Yds	Avg	LG	TD
Muncie	238	1198	5.0	69t	11
Galbreath	189	708	3.7	27	9
Strachan	62	276	4.5	23	6
Manning	35	186	5.3	20	2
Holmes	17	68	4.0	14	0
Wilson	5	26	5.2	16	0
Ik. Harris	2	9	4.5	16	0
Kim Jones	3	5	1.7	3	0
Saints	**551**	**2476**	**4.5**	**69t**	**28**
Opponents	**521**	**2469**	**4.7**	**60**	**22**

RECEIVING	No	Yds	Avg	LG	TD
Chandler	65	1069	16.4	85	6
Galbreath	58	484	8.3	38	1
Childs	51	846	16.6	51	5
Muncie	40	308	7.7	28	0
Ik. Harris	25	395	15.8	42	2
Owens	7	72	10.3	21	1
Holmes	3	19	6.3	13	0
Strachan	3	9	3.0	5	0
Mauti	2	64	32.0	61	0
B. Williams	2	22	11.0	14	0
Hardy	1	3	3.0	3t	1
Saints	**257**	**3291**	**12.8**	**85**	**16**
Opponents	**265**	**3457**	**13.0**	**66t**	**24**

INTERCEPTIONS	No	Yds	Avg	LG	TD
Myers	7	127	18.1	52t	1
Hughes	4	62	15.5	40	0
Felton	4	53	13.3	53	0
Schwartz	2	31	15.5	22	0
Bordelon	2	24	12.0	19t	1
Chapman	2	12	6.0	12	0
Gray	1	32	32.0	32	0
McGill	1	6	6.0	6	0
Federspiel	1	4	4.0	4	0
Brown	1	2	2.0	2	0
Grooms	1	-2	-2.0	-2	0
Saints	**26**	**351**	**13.5**	**53**	**2**
Opponents	**22**	**199**	**9.0**	**35**	**1**

PUNTING	No	Yds	Avg	Net	TB	I20	LG	B
Partridge	57	2330	40.9	35.5	7	15	61	0
Chandler	8	248	31.0	26.4	0	0	40	0
Erxleben	4	148	37.0	31.5	0	1	40	0
Saints	**69**	**2726**	**39.5**	**34.2**	**7**	**16**	**61**	**0**
Opponents	**71**	**2724**	**38.4**	**32.3**	**10**	**13**	**60**	**2**

PUNT RET	Ret	FC	Yds	Avg	LG	TD
Mauti	27	13	218	8.1	33	0
Chandler	3	3	13	4.3	8	0
Saints	**30**	**16**	**231**	**7.7**	**33**	**0**
Opponents	**32**	**11**	**223**	**7.0**	**19**	**0**

KICKOFF RET	No	Yds	Avg	LG	TD
Mauti	36	801	22.3	39	0
Wilson	11	230	20.9	31	0
Holmes	8	120	15.0	20	0
Chandler	7	136	19.4	37	0
B. Williams	2	12	6.0	12	0
Kovach	1	10	10.0	10	0
Owens	1	10	10.0	10	0
Saints	**66**	**1319**	**20.0**	**39**	**0**
Opponents	**76**	**1523**	**20.0**	**53**	**0**

FIELD GOALS	1-19	20-29	30-39	40-49	50+
Yepremian	1/1	5/5	3/4	3/6	0/0
Galbreath	0/1	2/2	0/0	0/0	0/0
Erxleben	0/0	0/0	2/2	0/0	0/0
Saints	**1/2**	**7/7**	**5/6**	**3/6**	**0/0**
Opponents	**2/2**	**4/4**	**2/4**	**3/5**	**0/2**

Yepremian: ( ) ( ) ( ) (18G) (38G) (32G) ( ) (21G) (45B) (20G) (42G) (37N, 40G) (23G, 44G, 21G) ( ) (46N) (49N, 35G, 24G)

Galbreath: ( ) (23G, 27G, 19N) ( ) ( ) ( ) ( ) ( ) ( ) ( ) ( ) ( ) ( ) ( ) ( ) ( ) ( )

Erxleben: (37G, 38G) ( ) ( ) ( ) ( ) ( ) ( ) ( ) ( ) ( ) ( ) ( ) ( ) ( ) ( ) ( ) ( ) ( )

Team: (37G, 38G) (23G, 27G, 19N) ( ) (18G) (38G) (32G) ( ) (21G) (45B) (20G) (42G) (37N, 40G) (23G, 44G, 21G) ( ) (46N) (49N, 35G, 24G)

Opponents: (27G, 43G, 52N) ( ) (24G, 36G, 19G, 44G) ( ) (53N, 43N) ( ) ( ) ( ) (18G, 30B) (28G, 37N) (32G, 47G) (27G) ( ) (49N) ( ) ( )

1979 NFC WEST STANDINGS

Saints Finish: 2nd place

	W	L	T	Pct.
Los Angeles	9	7	0	.563
New Orleans	**8**	**8**	**0**	**.500**
Atlanta	6	10	0	.375
San Francisco	2	14	0	.125

PASSING	Att	Cmp	Yds	Cmp%	Yds/Att	TD	TD%	Int	Int%	Long	Sk/Yds	Rating
Manning	420	252	3169	60.0	7.55	15	3.6	20	4.8	85	17/140	75.6
Galbreath	3	2	70	66.7	23.33	0	0.0	1	33.3	48	0/0	70.1
Muncie	2	1	40	50.0	20.00	1	50.0	0	0.0	40t	0/0	135.4
Scott	2	2	12	100.0	6.00	0	0.0	0	0.0	6	0/0	91.7
Erxleben	1	0	0	0.0	0.00	0	0.0	1	100.0	0	0/0	0.0
Saints	**428**	**257**	**3291**	**60.0**	**7.69**	**16**	**3.7**	**22**	**5.1**	**85**	**17/140**	**75.2**
Opponents	**488**	**265**	**3457**	**54.3**	**7.08**	**24**	**4.9**	**26**	**5.3**	**66t**	**46/391**	**71.0**

1980 SAINTS STATISTICS

RECORD: 1-15 FINISH: 4th-NFC WEST

Date	W/L	Score	Opponent	Attendance
9/7	**L**	**23-26**	**San Francisco**	**58,621**
9/14	L	3-22	at Chicago	62,523
9/21	**L**	**26-35**	**Buffalo**	**51,154**
9/28	L	16-21	at Miami	40,946
10/5	**L**	**7-40**	**St. Louis**	**45,388**
10/12	L	13-24	at Detroit	78,147
10/19	**L**	**14-41**	**Atlanta**	**62,651**
10/26	L	14-22	at Washington	51,375
11/2	L	31-45	at Los Angeles	59,909
11/9	**L**	**21-34**	**Philadelphia**	**44,340**
11/16	L	13-31	at Atlanta	53,871
11/24	**L**	**7-27**	**Los Angeles**	**53,488**
11/30	**L**	**20-23**	**Minnesota**	**30,936**
12/7	Lot	35-38	at San Francisco	37,949
12/14	W	21-20	at New York Jets	38,077
12/21	**L**	**27-38**	**New England**	**38,277**

TEAM STATISTICS	N.O.	OPP.
TOTAL FIRST DOWNS	**285**	**360**
Rushing	80	178
Passing	183	155
Penalty	22	27
3rd Down: Made/Att.	65/203	95/225
3rd Down Pct.	32.0	42.2
4th Down: Made/Att.	0/1	0/0
4th Down Pct.	0.0	0.0
POSSESSION AVG.	**27:33**	**32:28**
TOTAL NET YARDS	**5010**	**6218**
Avg. Per Game	313.1	388.6
Total Plays	960	1102
Avg. Per Play	5.2	5.6
NET YARDS RUSHING	**1362**	**3106**
Avg. Per Game	85.1	194.1
Total Rushes	348	630
NET YARDS PASSING	**3648**	**3112**
Avg. Per Game	228.0	194.5
Sacked/Yards Lost	46/362	27/229
Gross Yards	4010	3341
Att./Completions	566/334	445/255
Completion Pct.	59.0	57.3
Had Intercepted	22	12
PUNTS/AVERAGE	**89/39.3**	**64/38.5**
NET PUNTING AVG.	**89/33.1**	**64/34.2**
PENALTIES/YARDS	**98/837**	**79/690**
FUMBLES/BALL LOST	**28/13**	**27/12**
TOUCHDOWNS	**37**	**60**
Rushing	9	28
Passing	26	31
Returns	2	1

Score by Periods	1	2	3	4	OT	TOT
Saints	55	90	71	75	0	291
Opponents	67	151	108	158	3	487

SCORING	TD	Ru	Pa	Rt	PAT	FG	S	TP
Ricardo	0	0	0	0	31/34	10/17	0	61
Chandler	6	0	6	0			0	36
Childs	6	0	6	0			0	36
Ik. Harris	6	0	6	0			0	36
Galbreath	5	3	2	0			0	30
Holmes	3	2	1	0			0	18
Rogers	3	1	2	0			0	18
Muncie	2	2	0	0			0	12
B. Williams	2	0	2	0			0	12
Wilson	2	1	1	0			0	12
Erxleben	0	0	0	0	2/2	2/5	0	8
Price	1	0	0	1			0	6
Reese	1	0	0	1			0	6
Saints	**37**	**9**	**26**	**2**	**33/36**	**12/22**	**0**	**291**
Opponents	**60**	**28**	**31**	**1**	**56/60**	**23/31**	**1**	**487**

SACKS: Saints 27.0, Opp. 46.0

RUSHING	No	Yds	Avg	LG	TD
Rogers	80	366	4.6	24	1
Galbreath	81	308	3.8	26	3
Wilson	63	188	3.0	15	1
Muncie	40	168	4.2	24	2
Manning	23	166	7.2	24	0
Holmes	38	119	3.1	20	2
Strachan	20	41	2.1	10	0
Chandler	1	9	9.0	9	0
Mauti	1	2	2.0	2	0
Banks	1	-5	-5.0	-5	0
Saints	**348**	**1362**	**3.9**	**26**	**9**
Opponents	**630**	**3106**	**4.9**	**69t**	**28**

RECEIVING	No	Yds	Avg	LG	TD
Chandler	65	975	15.0	50	6
Galbreath	57	470	8.2	21	2
Ik. Harris	37	692	18.7	44t	6
Childs	34	463	13.6	30	6
Wilson	31	241	7.8	42	1
Holmes	29	226	7.8	16	1
Rogers	27	267	9.9	43	2
B. Williams	26	351	13.5	56	2
Hardy	13	197	15.2	44	0
Muncie	7	25	3.6	8	0
Strachan	5	60	12.0	23	0
T. Owens	1	26	26.0	26	0
Mauti	1	10	10.0	10	0
Banks	1	7	7.0	7	0
Saints	**334**	**4010**	**12.0**	**56**	**26**
Opponents	**255**	**3341**	**13.1**	**71t**	**31**

INTERCEPTIONS	No	Yds	Avg	LG	TD
Myers	5	96	19.2	48	0
Brown	2	31	15.5	29	0
Marshall	2	17	8.5	17	0
Grooms	1	37	37.0	37	0
Mathis	1	15	15.0	15	0
Kovach	1	0	0.0	0	0
Saints	**12**	**196**	**16.3**	**48**	**0**
Opponents	**22**	**217**	**9.9**	**34**	**0**

PUNTING	No	Yds	Avg	Net	TB	I20	LG	B
Erxleben	89	3499	39.3	33.1	3	23	57	0
Saints	**89**	**3499**	**39.3**	**33.1**	**3**	**23**	**57**	**0**
Opponents	**64**	**2466**	**38.5**	**34.2**	**5**	**20**	**57**	**2**

PUNT RET	Ret	FC	Yds	Avg	LG	TD
Mauti	11	5	111	10.1	18	0
Chandler	8	6	36	4.5	11	0
Waymer	3	0	29	9.7	14	0
Myers	0	1	0	---	---	0
Saints	**22**	**12**	**176**	**8.0**	**18**	**0**
Opponents	**48**	**20**	**490**	**10.2**	**57t**	**1**

KICKOFF RET	No	Yds	Avg	LG	TD
Rogers	41	930	22.7	88	0
Mauti	31	798	25.7	52	0
Wilson	9	159	17.7	27	0
Galbreath	6	86	14.3	20	0
Holloway	1	0	0.0	0	0
Saints	**88**	**1973**	**22.4**	**88**	**0**
Opponents	**58**	**1159**	**20.0**	**62**	**0**

FIELD GOALS	1-19	20-29	30-39	40-49	50+
Ricardo	0/0	1/2	6/6	3/8	0/1
Erxleben	0/0	1/1	1/4	0/0	0/0
Saints	**0/0**	**2/3**	**7/10**	**3/8**	**0/1**
Opponents	**2/2**	**7/8**	**11/12**	**1/3**	**2/6**

Ricardo: ( ) ( ) (45G, 47G) (34G, 36G, 39G) ( ) (46G, 22G) (43N) ( ) (47N,36G) (49N, 51N) ( ) (47N) (25B) ( ) (42N) (30G, 38G)

Erxleben: (30N, 37G, 34N) (26G, 35N) ( ) ( ) ( ) ( ) ( ) ( ) ( ) ( ) ( ) ( ) ( ) ( )

Team: (30N, 37G, 34N) (26G, 35N) (45G, 47G) (34G, 36G, 39G) ( ) (46G, 22G) (43N) ( ) (47N,36G) (49N, 51N) ( ) (47N) (25B) ( ) (42N) (30G, 38G)

Opponents: (37G, 38G) (37G, 34G, 38N) (51B) ( )(25G, 36G) (44N, 31G) ( ) (50G, 28G, 35G, 50N, 52G, 38G) (27G, 23B) (32G, 30G) (19G) (53N, 59N, 23G, 19G) (28G) (36G) (43N, 26G, 47G) (22G)

1980 NFC WEST STANDINGS

Saints Finish: 4th place

	W	L	T	Pct.
Atlanta	12	4	0	.750
Los Angeles	11	5	0	.687
San Francisco	6	10	0	.375
New Orleans	**1**	**15**	**0**	**.063**

PASSING	Att	Cmp	Yds	Cmp%	Yds/Att	TD	TD%	Int	Int%	Long	Sk/Yds	Rating
Manning	509	309	3716	60.7	7.30	23	4.5	20	3.9	56	41/311	81.8
Scott	33	16	200	48.5	6.06	2	6.1	1	3.0	41	4/41	75.3
Benjamin	17	7	28	41.2	1.65	0	0.0	1	5.9	17	0/0	24.4
Holmes	3	1	23	33.3	7.67	1	33.3	0	0.0	23t	0/0	101.4
Galbreath	2	0	0	0.0	0.00	0	0.0	0	0.0	0	0/0	39.6
Chandler	1	1	43	100.0	43.00	0	0.0	0	0.0	43	1/10	118.8
Erxleben	1	0	0	0.0	0.00	0	0.0	0	0.0	0	0/0	39.6
Saints	**566**	**334**	**4010**	**59.0**	**7.08**	**26**	**4.6**	**22**	**3.9**	**56**	**46/362**	**79.9**
Opponents	**445**	**255**	**3341**	**57.3**	**7.51**	**31**	**7.0**	**12**	**2.7**	**71t**	**27/229**	**93.1**

1981 SAINTS STATISTICS

RECORD: 4-12 FINISH: 4th-NFC WEST

Date	W/L	Score	Opponent	Attendance
9/6	L	0-27	at Atlanta	57,406
9/13	**W**	**23-17**	**Los Angeles**	**62,063**
9/20	L	7-20	at New York Giants	69,814
9/27	L	14-21	at San Francisco	44,433
10/4	**L**	**6-20**	**Pittsburgh**	**64,578**
10/11	**L**	**14-31**	**Philadelphia**	**52,728**
10/18	L	17-20	at Cleveland	76,059
10/25	**W**	**17-7**	**Cincinnati**	**46,336**
11/1	**L**	**10-41**	**Atlanta**	**63,637**
11/8	W	21-13	at Los Angeles	61,068
11/15	L	10-20	at Minnesota	45,215
11/22	W	27-24	at Houston	49,581
11/29	**L**	**14-31**	**Tampa Bay**	**62,209**
12/6	L	3-30	at St. Louis	46,923
12/13	**L**	**7-35**	**Green Bay**	**45,518**
12/20	**L**	**17-21**	**San Francisco**	**43,639**

TEAM STATISTICS	N.O.	OPP.
TOTAL FIRST DOWNS	**280**	**303**
Rushing	126	127
Passing	124	161
Penalty	30	15
3rd Down: Made/Att.	91/225	94/209
3rd Down Pct.	40.4	45.0
4th Down: Made/Att.	0/0	0/0
4th Down Pct.	0.0	0.0
POSSESSION AVG.	**31:19**	**28:41**
TOTAL NET YARDS	**4705**	**5253**
Avg. Per Game	294.1	328.3
Total Plays	1028	1002
Avg. Per Play	4.6	5.2
NET YARDS RUSHING	**2286**	**1916**
Avg. Per Game	142.9	119.8
Total Rushes	546	504
NET YARDS PASSING	**2419**	**3337**
Avg. Per Game	151.2	208.6
Sacked/Yards Lost	41/359	27/241
Gross Yards	2778	3578
Att./Completions	441/238	471/287
Completion Pct.	54.0	60.9
Had Intercepted	27	17
PUNTS/AVERAGE	**66/40.5**	**69/44.1**
NET PUNTING AVG.	**66/34.4**	**69/35.6**
PENALTIES/YARDS	**109/909**	**118/1089**
FUMBLES/BALL LOST	**40/20**	**31/17**
TOUCHDOWNS	**24**	**46**
Rushing	16	17
Passing	8	26
Returns	0	3

Score by Periods	1	2	3	4	OT	TOT
Saints	51	57	44	55	0	207
Opponents	79	117	72	110	0	378

SCORING	TD	Ru	Pa	Rt	PAT	FG	S	TP
G. Rogers	13	13	0	0			0	78
Ricardo	0	0	0	0	24/24	13/25	0	63
W. Wilson	5	1	4	0			0	30
Holmes	2	2	0	0			0	12
Chandler	1	0	1	0			0	6
Groth	1	0	1	0			0	6
Hardy	1	0	1	0			0	6
Merkens	1	0	1	0			0	6
Saints	**24**	**16**	**8**	**0**	**24/24**	**13/25**	**0**	**207**
Opponents	**46**	**17**	**26**	**3**	**44/44**	**19/25**	**0**	**378**

SACKS: Saints 27.0, Opp. 41.0

RUSHING	No	Yds	Avg	LG	TD
G. Rogers	378	1674	4.4	79t	13
Holmes	58	194	3.3	11	2
Tyler	36	183	5.1	42	0
W. Wilson	44	137	3.1	13	1
J. Rogers	9	37	4.1	15	0
Manning	2	28	14.0	15	0
Groth	2	27	13.5	28	0
Erxleben	2	10	5.0	26	0
Stauch	2	6	3.0	5	0
D. Wilson	5	1	0.2	9	0
Merkens	2	-1	-.5	2	0
Caster	1	-3	-3.0	-3	0
Myers	2	-3	-1.5	6	0
Scott	3	-4	-1.3	-1	0
Saints	**546**	**2286**	**4.2**	**79t**	**16**
Opponents	**504**	**1916**	**3.8**	**44t**	**17**

RECEIVING	No	Yds	Avg	LG	TD
Holmes	38	206	5.4	19	0
W. Wilson	31	384	12.4	55	4
Merkens	29	458	15.8	50	1
Hardy	23	275	12.0	27	1
Tyler	23	135	5.9	18	0
Groth	20	380	19.0	54	1
Chandler	17	285	16.8	39	1
G. Rogers	16	126	7.9	25	0
Thompson	6	81	13.5	25	0
Martini	8	72	9.0	15	0
Brenner	7	143	20.4	34	0
Caster	7	108	15.4	31	0
B. Williams	5	50	10.0	13	0
Ik. Harris	2	33	16.5	20	0
Banks	2	18	9.0	12	0
J. Rogers	2	12	6.0	9	0
Stauch	1	7	7.0	7	0
Lafary	1	5	5.0	5	0
Saints	**238**	**2778**	**11.7**	**55**	**8**
Opponents	**287**	**3578**	**12.5**	**60t**	**26**

INTERCEPTIONS	No	Yds	Avg	LG	TD
Waymer	4	54	13.5	31	0
Wattelet	3	16	5.3	16	0
Myers	2	70	35.0	54	0
Ray	1	33	33.0	33	0
Nairne	1	18	18.0	18	0
Kovach	1	13	13.0	13	0
Redd	1	7	7.0	7	0
Bordelon	1	3	3.0	3	0
Gary	1	0	0.0	0	0
Poe	1	0	0.0	0	0
Spivey	1	0	0.0	0	0
Saints	**17**	**214**	**12.6**	**54**	**0**
Opponents	**27**	**479**	**17.7**	**53**	**1**

PUNTING	No	Yds	Avg	Net	TB	I20	LG	B
Erxleben	66	2672	40.5	34.4	6	11	60	0
Saints	**66**	**2672**	**40.5**	**34.4**	**6**	**11**	**60**	**0**
Opponents	**69**	**3045**	**44.1**	**35.6**	**8**	**11**	**61**	**0**

PUNT RET	Ret	FC	Yds	Avg	LG	TD
Groth	37	6	436	11.8	36	0
Banks	2	0	0	0.0	0	0
Merkens	1	1	-12	-12.0	-12	0
Poe	1	0	2	2.0	2	0
Saints	**41**	**7**	**426**	**10.4**	**36**	**0**
Opponents	**36**	**13**	**282**	**7.8**	**52**	**0**

KICKOFF RET	No	Yds	Avg	LG	TD
W. Wilson	31	722	23.3	57	0
J. Rogers	28	621	22.2	44	0
Groth	3	50	16.7	21	0
Stauch	3	65	21.7	29	0
Brock	2	18	9.0	12	0
Merkens	2	38	19.0	20	0
Banks	1	9	9.0	9	0
Saints	**70**	**1523**	**21.8**	**57**	**0**
Opponents	**50**	**966**	**19.3**	**40**	**0**

FIELD GOALS	1-19	20-29	30-39	40-49	50+
Ricardo	0/0	5/5	3/9	5/10	0/1
Saints	**0/0**	**5/5**	**3/9**	**5/10**	**0/1**
Opponents	**2/2**	**7/7**	**3/5**	**5/7**	**2/4**

Ricardo: (36B) (45G, 46G, 34G) ( ) ( ) (26G, 33G) ( ) (49N, 21G, 32B, 37N) (48N, 38G) (28G, 51N) (32N, 35N) (24G) (41B, 46G, 42G) (44N) (44G, 37N, 48N) ( ) (27G)

Opponents: (37N) (40G) (52N, 20G, 55G, 46N, 56N) ( ) (25G, 43G) (22G, 38N, 49N) (34G, 19G) ( ) (25G, 22G) (44G, 24G) (35G, 19G) (49G) (51G) (41G, 31G, 24G) ( ) ( )

1981 NFC WEST STANDINGS
Saints Finish: 4th place

	W	L	T	Pct.
San Francisco	13	3	0	.813
Atlanta	7	9	0	.438
Los Angeles	6	10	0	.375
New Orleans	**4**	**12**	**0**	**.250**

PASSING	Att	Cmp	Yds	Cmp%	Yds/Att	TD	TD%	Int	Int%	Long	Sk/Yds	Rating
Manning	232	134	1447	57.8	6.24	5	2.2	11	4.7	55	21/164	63.6
D. Wilson	159	82	1058	51.6	6.65	1	0.6	11	6.9	50	12/121	46.1
Scott	46	20	245	43.5	5.33	1	2.2	5	10.9	31	7/72	28.2
Merkens	2	1	20	50.0	10.00	0	0.0	0	0.0	20	1/2	85.4
Myers	2	1	8	50.0	4.00	1	50.0	0	0.0	8t	0/0	100.0
Saints	**441**	**238**	**2778**	**54.0**	**6.30**	**8**	**1.8**	**27**	**6.1**	**55**	**41/359**	**53.8**
Opponents	**471**	**287**	**3578**	**60.9**	**7.60**	**26**	**5.5**	**17**	**3.6**	**60t**	**27/241**	**87.9**

1982 SAINTS STATISTICS

RECORD: 4-5 FINISH: 2nd-NFC WEST

Date	W/L	Score	Opponent	Attendance
9/12	**L**	**7-21**	**St. Louis**	**58,673**
9/19	W	10-0	at Chicago	56,600
11/21	**W**	**27-17**	**Kansas City**	**39,341**
11/28	W	23-20	at San Francisco	51,611
12/5	**L**	**10-13**	**Tampa Bay**	**61,709**
12/12	L	0-35	at Atlanta	39,535
12/19	L	7-21	at Dallas	64,506
12/26	**L**	**10-27**	**Washington**	**48,667**
1/2	**W**	**35-6**	**Atlanta**	**47,336**

TEAM STATISTICS	N.O.	OPP.
TOTAL FIRST DOWNS	**173**	**151**
Rushing	79	58
Passing	76	81
Penalty	18	12
3rd Down: Made/Att.	48/128	36/103
3rd Down Pct.	37.5	35.0
4th Down: Made/Att.	6/11	3/3
4th Down Pct.	54.5	100.0
POSSESSION AVG.	**32:07**	**27:53**
TOTAL NET YARDS	**2655**	**2607**
Avg. Per Game	295.0	289.7
Total Plays	602	531
Avg. Per Play	4.4	4.9
NET YARDS RUSHING	**1257**	**974**
Avg. Per Game	139.7	108.2
Total Rushes	331	255
NET YARDS PASSING	**1398**	**1633**
Avg. Per Game	155.3	181.4
Sacked/Yards Lost	23/173	31/231
Gross Yards	1571	1864
Att./Completions	248/137	245/149
Completion Pct.	55.2	60.8
Had Intercepted	14	9
PUNTS/AVERAGE	**46/43.0**	**51/41.1**
NET PUNTING AVG.	**46/35.2**	**51/36.7**
PENALTIES/YARDS	**63/514**	**52/459**
FUMBLES/BALL LOST	**17/10**	**23/13**
TOUCHDOWNS	**16**	**19**
Rushing	8	8
Passing	8	11
Returns	0	0

Score by Periods	1	2	3	4	OT	TOT
Saints	31	27	26	45	0	129
Opponents	14	64	34	48	0	160

SCORING	TD	Ru	Pa	Rt	PAT	FG	S	TP
Wilson	5	3	2	0			0	30
Fritsch	0	0	0	0	8/9	4/7	0	20
G. Rogers	3	3	0	0			0	18
Andersen	0	0	0	0	6/6	2/5	0	12
Duckett	2	0	2	0			0	12
J. Rogers	2	2	0	0			0	12
Groth	1	0	1	0			0	6
Hardy	1	0	1	0			0	6
Hurley	1	0	1	0			0	6
Thompson	1	0	1	0			0	6
Erxleben	0	0	0	0	1/1	0/1	0	1
Saints	**16**	**8**	**8**	**0**	**15/16**	**6/13**	**0**	**129**
Opponents	**19**	**8**	**11**	**0**	**19/19**	**9/12**	**0**	**160**

SACKS: B. Clark 5.5, Jackson 4.5, Moore 4.0, Gary 3.0, Re. Lewis 3.0, Paul 3.0, Kovach 2.5, Wilks 2.0, Bordelon 1.0, Nairne 1.0, Warren 1.0, Winston 0.5, **Saints 31.0, Opp. 23.0**

RUSHING	No	Yds	Avg	LG	TD
G. Rogers	122	535	4.4	38	3
Wilson	103	413	4.0	20	3
J. Rogers	60	178	3.0	32	2
Gajan	19	77	4.1	12	0
Merkens	9	30	3.3	19	0
Tyler	10	21	2.1	11	0
Holmes	2	8	4.0	5	0
Thompson	1	2	2.0	2	0
Groth	1	1	1.0	1	0
L. Scott	1	-4	-4.0	-4	0
Stabler	3	-4	-1.3	0	0
Saints	**331**	**1257**	**3.8**	**38**	**8**
Opponents	**255**	**974**	**3.8**	**40**	**8**

RECEIVING	No	Yds	Avg	LG	TD
Groth	30	383	12.8	39	1
Wilson	25	175	7.0	34	2
L. Scott	17	251	14.8	36	0
Brenner	16	171	10.7	25	0
Duckett	12	196	16.3	31	2
Thompson	8	138	17.3	48	1
Hardy	8	67	8.4	31	1
Mauti	4	70	17.5	37	0
Tyler	4	31	7.8	12	0
G. Rogers	4	21	5.3	10	0
J. Rogers	4	17	4.3	6	0
Gajan	3	10	3.3	9	0
Hurley	1	39	39.0	39t	1
Holmes	1	2	2.0	2	0
Saints	**137**	**1571**	**11.5**	**48**	**8**
Opponents	**149**	**1864**	**12.5**	**58t**	**11**

INTERCEPTIONS	No	Yds	Avg	LG	TD
Gary	2	25	12.5	19	0
Winston	2	-2	-1.0	0	0
Jackson	1	32	32.0	32	0
Hurley	1	26	26.0	26	0
Paul	1	14	14.0	14	0
Ro. Lewis	1	12	12.0	12	0
Nairne	1	1	1.0	1	0
Saints	**9**	**108**	**12.0**	**32**	**0**
Opponents	**14**	**79**	**5.6**	**35**	**0**

PUNTING	No	Yds	Avg	Net	TB	I20	LG	B
Erxleben	46	1976	43.0	35.2	6	6	60	0
Saints	**46**	**1976**	**43.0**	**35.2**	**6**	**6**	**60**	**0**
Opponents	**51**	**2094**	**41.1**	**36.7**	**4**	**11**	**59**	**0**

PUNT RET	Ret	FC	Yds	Avg	LG	TD
Groth	21	13	144	6.9	18	0
Saints	**21**	**13**	**144**	**6.9**	**18**	**0**
Opponents	**29**	**4**	**239**	**8.2**	**19**	**0**

KICKOFF RET	No	Yds	Avg	LG	TD
Thompson	10	211	21.1	35	0
Wilson	7	192	27.4	75	0
Mauti	5	93	18.6	22	0
Duckett	2	39	19.5	25	0
Gajan	1	18	18.0	18	0
J. Rogers	1	24	24.0	24	0
Saints	**26**	**577**	**22.2**	**75**	**0**
Opponents	**20**	**388**	**19.4**	**30**	**0**

FIELD GOALS	1-19	20-29	30-39	40-49	50+
Fritsch	1/1	1/2	0/1	2/3	0/0
Andersen	0/0	0/0	1/1	1/3	0/1
Erxleben	0/0	0/1	0/0	0/0	0/0
Saints	**1/1**	**1/3**	**1/2**	**3/6**	**0/1**
Opponents	**0/0**	**2/2**	**2/3**	**4/4**	**1/3**

Fritsch: ( ) (40G) (19G, 42G) (27G) (33N) ( ) (29B, 40N) ( ) ( )

Andersen: ( ) ( ) ( ) ( ) (45G, 60N) ( ) (43N) (36G) (42N)

Erxleben: (25N) ( ) ( ) ( ) ( ) ( ) ( ) ( ) ( )

Team: (25N) (40G) (19G, 42G) (27G) (33N, 45G, 60N) ( ) (29B, 40N, 43N) (36G) (42N)

Opponents: ( ) (52N) (58N, 35G) (40G, 45G) (29G, 50G) (34N) ( ) (36G, 45G) (40G, 29G)

1982 NFC WEST STANDINGS
Saints Finish: 2nd place

	W	L	T	Pct.
Atlanta	5	4	0	.556
New Orleans	**4**	**5**	**0**	**.444**
San Francisco	3	6	0	.333
L.A. Rams	2	7	0	.222

PASSING	Att	Cmp	Yds	Cmp%	Yds/Att	TD	TD%	Int	Int%	Long	Sk/Yds	Rating
Stabler	189	117	1343	61.9	7.11	6	3.2	10	5.3	48	13/106	71.8
Merkens	49	18	186	36.7	3.80	1	2.0	2	4.1	37	8/49	38.3
Manning	7	1	3	14.3	0.43	0	0.0	2	28.6	3	2/18	0.0
Erxleben	2	1	39	50.0	19.50	1	50.0	0	0.0	39t	0/0	135.4
Holmes	1	0	0	0.0	0.00	0	0.0	0	0.0	0	0/0	39.6
Saints	**248**	**137**	**1571**	**55.2**	**6.33**	**8**	**3.2**	**14**	**5.6**	**48**	**23/173**	**61.7**
Opponents	**245**	**149**	**1864**	**60.8**	**7.61**	**11**	**4.5**	**9**	**3.7**	**58t**	**31/231**	**84.1**

1983 SAINTS STATISTICS

RECORD: 8-8 FINISH: 3rd-NFC WEST

Date	W/L	Score	Opponent	Attendance
9/4	**W**	**28-17**	**St. Louis**	**60,430**
9/11	L	27-30	at L.A. Rams	45,572
9/18	**Wot**	**34-31**	**Chicago**	**64,692**
9/25	L	20-21	at Dallas	62,136
10/2	**W**	**17-7**	**Miami**	**66,489**
10/9	W	19-17	at Atlanta	51,654
10/16	**L**	**13-32**	**San Francisco**	**68,154**
10/23	W	24-21	at Tampa Bay	48,242
10/30	L	21-27	at Buffalo	49,413
11/6	**W**	**27-10**	**Atlanta**	**67,062**
11/13	L	0-27	at San Francisco	40,022
11/21	**L**	**28-31**	**New York Jets**	**68,606**
11/27	**W**	**17-16**	**Minnesota**	**59,502**
12/4	L	0-7	at New England	24,579
12/11	Wot	20-17	at Philadelphia	45,182
12/18	**L**	**24-26**	**L.A. Rams**	**70,148**

TEAM STATISTICS	N.O.	OPP.
TOTAL FIRST DOWNS	**286**	**289**
Rushing	135	108
Passing	136	159
Penalty	15	22
3rd Down: Made/Att.	89/226	87/225
3rd Down Pct.	39.4	38.7
4th Down: Made/Att.	13/17	2/6
4th Down Pct.	76.5	33.3
POSSESSION AVG.	**30:24**	**29:36**
TOTAL NET YARDS	**4938**	**4691**
Avg. Per Game	308.6	293.2
Total Plays	1055	1024
Avg. Per Play	4.7	4.6
NET YARDS RUSHING	**2461**	**2000**
Avg. Per Game	153.8	125.0
Total Rushes	595	472
NET YARDS PASSING	**2477**	**2691**
Avg. Per Game	154.8	168.2
Sacked/Yards Lost	35/305	56/437
Gross Yards	2782	3128
Att./Completions	425/243	496/271
Completion Pct.	57.2	54.6
Had Intercepted	25	23
PUNTS/AVERAGE	**78/40.7**	**83/41.8**
NET PUNTING AVG.	**78/30.8**	**83/37.1**
PENALTIES/YARDS	**91/802**	**96/814**
FUMBLES/BALL LOST	**37/22**	**33/16**
TOUCHDOWNS	**38**	**39**
Rushing	19	11
Passing	14	20
Returns	5	8

Score by Periods	1	2	3	4	OT	TOT
Saints	41	81	103	88	6	319
Opponents	74	86	61	116	0	337

SCORING	TD	Ru	Pa	Rt	PAT	FG	S	TP
Andersen	0	0	0	0	37/38	18/24	0	91
W. Wilson	11	9	2	0			0	66
G. Rogers	5	5	0	0			0	30
Gajan	4	4	0	0			0	24
Brenner	3	0	3	0			0	18
Young	3	0	3	0			0	18
Duckett	2	0	2	0			0	12
Goodlow	2	0	2	0			0	12
K. Clark	1	0	0	1			0	6
Groth	1	0	1	0			0	6
Johnson	1	0	0	1			0	6
Korte	1	0	0	1			0	6
Re. Lewis	1	0	0	1			0	6
Poe	1	0	0	1			0	6
Tice	1	0	1	0			0	6
D. Wilson	1	1	0	0			0	6
Saints	**38**	**19**	**14**	**5**	**37/38**	**18/24**	**0**	**319**
Opponents	**39**	**11**	**20**	**8**	**37/39**	**20/34**	**3**	**337**

SACKS: Jackson 12.0, Wilks 8.0, Re. Lewis 6.5, Moore 6.0, Elliott 5.5, Paul 5.5, B. Clark 4.5, Kovach 3.0, Nairne 2.0, Warren 2.0, Winston 1.0, **Saints 56.0, Opp. 35.0**

RUSHING	No	Yds	Avg	LG	TD
G. Rogers	256	1144	4.5	76t	5
W. Wilson	199	787	4.0	29	9
Gajan	81	415	5.1	58	4
J. Rogers	26	80	3.1	13	0
T. Wilson	8	21	2.6	7	0
Austin	4	16	4.0	5	0
Merkens	1	16	16.0	16	0
Groth	1	15	15.0	15	0
Goodlow	1	3	3.0	3	0
D. Wilson	5	3	0.6	5	1
Erxleben	2	-9	-4.5	1	0
Stabler	9	-14	-1.6	0	0
Duckett	2	-16	-8.0	2	0
Saints	**595**	**2461**	**4.1**	**76t**	**19**
Opponents	**472**	**2000**	**4.2**	**71**	**11**

RECEIVING	No	Yds	Avg	LG	TD
Groth	49	585	11.9	42	1
Brenner	41	574	14.0	38t	3
Goodlow	41	487	11.9	26	2
Scott	24	274	11.4	35	0
W. Wilson	20	178	8.9	24	2
Duckett	19	283	14.9	48	2
Gajan	17	130	7.6	26	0
G. Rogers	12	69	5.8	22	0
Young	7	85	12.1	32	3
Tice	7	33	4.7	12t	1
Mauti	2	30	15.0	23	0
Hardy	2	29	14.5	22	0
Austin	2	25	12.5	18	0
Saints	**243**	**2782**	**11.4**	**48**	**14**
Opponents	**271**	**3128**	**11.5**	**60**	**20**

INTERCEPTIONS	No	Yds	Avg	LG	TD
Poe	7	146	20.9	31t	1
Gary	3	70	23.3	26	0
Winston	3	21	7.0	15	0
Johnson	2	80	40.0	70t	1
Wattelet	2	33	16.5	24	0
Paul	2	3	1.5	3	0
Re. Lewis	1	27	27.0	27t	1
Stemrick	1	26	26.0	26	0
Warren	1	6	6.0	6	0
Jackson	1	0	0.0	0	0
Saints	**23**	**412**	**17.9**	**70t**	**3**
Opponents	**25**	**424**	**17.0**	**69t**	**5**

PUNTING	No	Yds	Avg	Net	TB	I20	LG	B
Erxleben	74	3034	41.0	30.9	9	10	60	0
Merkens	4	144	36.0	30.5	1	0	45	0
Saints	**78**	**3178**	**40.7**	**30.8**	**10**	**10**	**60**	**0**
Opponents	**83**	**3473**	**41.8**	**37.1**	**6**	**22**	**70**	**0**

PUNT RET	Ret	FC	Yds	Avg	LG	TD
Groth	39	15	275	7.1	30	0
Saints	**39**	**15**	**275**	**7.1**	**30**	**0**
Opponents	**51**	**10**	**573**	**11.2**	**76t**	**2**

KICKOFF RET	No	Yds	Avg	LG	TD
Duckett	33	719	21.8	61	0
W. Wilson	9	239	26.6	52	0
Mauti	8	147	18.4	35	0
Austin	7	112	16.0	27	0
J. Rogers	7	103	14.7	25	0
Brock	1	15	15.0	15	0
Wattelet	1	4	4.0	4	0
Saints	**66**	**1339**	**20.3**	**61**	**0**
Opponents	**44**	**938**	**21.3**	**53**	**0**

FIELD GOALS	1-19	20-29	30-39	40-49	50+
Andersen	2/2	8/8	3/4	2/6	3/4
Saints	**2/2**	**8/8**	**3/4**	**2/6**	**3/4**
Opponents	**0/0**	**7/9**	**6/9**	**6/14**	**1/2**

Andersen: ( ) (27G, 46N, 30G) (21G, 41G) (46N, 19G, 42G, 44B) (32G) (23G, 27G, 19G, 35G) (28G, 26G)(50G) ( ) (41N) ( ) (51N) (25G) (35N) (52G,50G) (20G)

Opponents: (24N, 47G, 38N) ( ) (27G) (41G, 34G) (45N) (44N, 49G) (23G, 32G, 47G, 52G, 24G, 23G) (43N, 39N) () (49N, 43G) (50N, 33G, 25G) (37G) (31G, 27G, 32G, 47N) (37N, 48N, 24N) (23G, 48B, 42N) (42G)

1983 NFC WEST STANDINGS
Saints Finish: 3rd place

	W	L	T	Pct.
San Francisco	10	6	0	.625
L.A. Rams	9	7	0	.563
New Orleans	**8**	**8**	**0**	**.500**
Atlanta	7	9	0	.438

PASSING	Att	Cmp	Yds	Cmp%	Yds/Att	TD	TD%	Int	Int%	Long	Sk/Yds	Rating
Stabler	311	176	1988	56.6	6.39	9	2.9	18	5.8	48	18/159	61.4
D. Wilson	112	66	770	58.9	6.88	5	4.5	7	6.3	42	17/146	68.7
Erxleben	1	1	24	100.0	24.00	0	0.0	0	0.0	24	0/0	118.8
Gajan	1	0	0	0.0	0.00	0	0.0	0	0.0	0	0/0	39.6
Saints	**425**	**243**	**2782**	**57.2**	**6.55**	**14**	**3.3**	**25**	**5.9**	**48**	**35/305**	**63.5**
Opponents	**496**	**271**	**3128**	**54.6**	**6.31**	**20**	**4.0**	**23**	**4.6**	**60**	**56/437**	**68.0**

1984 SAINTS STATISTICS

RECORD: 7-9 FINISH: 3rd-NFC WEST

Date	W/L	Score	Opponent	Attendance
9/2	**L**	**28-36**	**Atlanta**	**66,652**
9/9	**W**	**17-13**	**Tampa Bay**	**54,686**
9/16	L	20-30	at San Francisco	57,611
9/23	**W**	**34-24**	**St. Louis**	**58,723**
9/30	W	27-10	at Houston	43,108
10/7	L	7-20	at Chicago	53,752
10/14	**L**	**10-28**	**L.A. Rams**	**63,161**
10/21	Lot	27-30	at Dallas	50,966
10/28	W	16-14	at Cleveland	52,849
11/4	**L**	**13-23**	**Green Bay**	**57,426**
11/11	W	17-13	at Atlanta	40,590
11/19	**W**	**27-24**	**Pittsburgh**	**66,005**
11/25	**L**	**3-35**	**San Francisco**	**65,117**
12/2	L	21-34	at L.A. Rams	49,348
12/9	**L**	**21-24**	**Cincinnati**	**40,855**
12/15	W	20-3	at New York Giants	63,739

TEAM STATISTICS	N.O.	OPP.
TOTAL FIRST DOWNS	**298**	**298**
Rushing	131	134
Passing	137	142
Penalty	30	22
3rd Down: Made/Att.	89/224	83/220
3rd Down Pct.	39.7	37.7
4th Down: Made/Att.	8/22	8/11
4th Down Pct.	36.4	72.7
POSSESSION AVG.	**30:13**	**29:47**
TOTAL NET YARDS	**5008**	**4914**
Avg. Per Game	313.0	307.1
Total Plays	1044	1026
Avg. Per Play	4.8	4.8
NET YARDS RUSHING	**2171**	**2461**
Avg. Per Game	135.7	153.8
Total Rushes	523	549
NET YARDS PASSING	**2837**	**2453**
Avg. Per Game	177.3	153.3
Sacked/Yards Lost	45/361	55/420
Gross Yards	3198	2873
Att./Completions	476/246	422/239
Completion Pct.	51.7	56.6
Had Intercepted	28	13
PUNTS/AVERAGE	**70/43.1**	**84/41.6**
NET PUNTING AVG.	**70/33.3**	**84/36.0**
PENALTIES/YARDS	**101/849**	**119/1025**
FUMBLES/BALL LOST	**22/13**	**28/10**
TOUCHDOWNS	**34**	**41**
Rushing	9	13
Passing	21	23
Returns	4	5

Score by Periods	1	2	3	4	OT	TOT
Saints	61	101	37	99	0	298
Opponents	42	129	78	109	3	361

SCORING	TD	Ru	Pa	Rt	PAT	FG	S	TP
Andersen	0	0	0	0	34/34	20/27	0	94
Gajan	7	5	2	0			0	42
Brenner	6	0	6	0			0	36
W. Wilson	4	1	3	0			0	24
Goodlow	3	0	3	0			0	18
Young	3	0	3	0			0	18
G. Rogers	2	2	0	0			0	12
Wattelet	2	0	0	2			0	12
Winston	2	0	0	2			0	12
Edward Anthony	1	1	0	0			0	6
Hardy	1	0	1	0			0	6
Miller	1	0	1	0			0	6
Scott	1	0	1	0			0	6
Tice	1	0	1	0			0	6
Saints	**34**	**9**	**21**	**4**	**34/34**	**20/27**	**0**	**298**
Opponents	**41**	**13**	**23**	**5**	**41/41**	**24/33**	**1**	**361**

SACKS: Jackson 12.0, B. Clark 10.5, Paul 9.5, Wilks 7.5, Geathers 6.0, Warren 4.0, Re. Lewis 2.0, Moore 2.0, Kovach 1.0, Winston 0.5, **Saints 55.0, Opp. 45.0**

RUSHING	No	Yds	Avg	LG	TD
G. Rogers	239	914	3.8	28	2
Gajan	102	615	6.0	62t	5
Campbell	50	190	3.8	19	0
W. Wilson	74	261	3.5	36	1
Todd	28	111	4.0	15	0
Edward Anthony	20	105	5.3	19	1
T. Wilson	2	8	4.0	5	0
Goodlow	1	5	5.0	5	0
Stabler	1	-1	-1.0	-1	0
Duckett	1	-3	-3.0	-3	0
D. Wilson	3	-7	-2.3	-2	0
Hansen	2	-27	-13.5	-12	0
Saints	**523**	**2171**	**4.2**	**62t**	**9**
Opponents	**549**	**2461**	**4.5**	**66**	**13**

RECEIVING	No	Yds	Avg	LG	TD
Gajan	35	288	8.2	51	2
Groth	33	487	14.8	31	0
W. Wilson	33	314	9.5	34t	3
Young	29	597	20.6	74	3
Brenner	28	554	19.8	57	6
Goodlow	22	281	12.8	23	3
Scott	21	278	13.2	37	1
Edward Anthony	12	113	9.4	32	0
G. Rogers	12	76	6.3	15	0
Miller	8	81	10.1	22	1
Tice	6	55	9.2	17	1
Hardy	4	50	12.5	28t	1
Duckett	3	24	8.0	11	0
Saints	**246**	**3198**	**13.0**	**74**	**21**
Opponents	**239**	**2873**	**12.0**	**50t**	**23**

INTERCEPTIONS	No	Yds	Avg	LG	TD
Waymer	4	9	2.3	9	0
Winston	2	90	45.0	47t	2
Wattelet	2	52	26.0	35t	1
Kovach	1	16	16.0	16	0
Poe	1	16	16.0	16	0
Jackson	1	14	14.0	14	0
B. Clark	1	9	9.0	9	0
Johnson	1	7	7.0	7	0
Saints	**13**	**213**	**16.4**	**47t**	**3**
Opponents	**28**	**420**	**15.0**	**60**	**3**

PUNTING	No	Yds	Avg	Net	TB	I20	LG	B
Hansen	69	3020	43.8	33.3	7	9	66	1
Saints	**70**	**3020**	**43.1**	**33.3**	**7**	**9**	**66**	**1**
Opponents	**84**	**3492**	**41.6**	**36.0**	**10**	**30**	**87**	**0**

PUNT RET	Ret	FC	Yds	Avg	LG	TD
Fields	27	6	236	8.7	61	0
Groth	6	12	32	5.3	9	0
Saints	**33**	**18**	**268**	**8.1**	**61**	**0**
Opponents	**47**	**5**	**550**	**11.7**	**76t**	**1**

KICKOFF RET	No	Yds	Avg	LG	TD
Duckett	29	580	20.0	39	0
Edward Anthony	22	490	22.3	64	0
Fields	19	356	18.7	31	0
T. Wilson	1	16	16.0	16	0
W. Wilson	1	23	23.0	23	0
Saints	**72**	**1465**	**20.3**	**64**	**0**
Opponents	**45**	**916**	**20.4**	**35**	**0**

FIELD GOALS	1-19	20-29	30-39	40-49	50+
Andersen	0/0	9/9	4/4	5/11	2/3
Saints	**0/0**	**9/9**	**4/4**	**5/11**	**2/3**
Opponents	**0/0**	**6/6**	**9/11**	**9/14**	**0/2**

Andersen: ( ) (23G) (42N, 32G, 41G) (25G, 29G) (40B, 23G, 27G) ( ) (47G) (49G, 50G, 45N) (26G, 21G, 53G) (35G, 46G) (47G, 49N, 45N) (27G, 32G) (54N, 27G) ( ) ( ) (37G, 41N)

Opponents: (38G, 48G) (48G, 40G) (42B, 31G, 22G, 40G) (39G) (25G) (48G, 46G) ( ) (37G, 27G, 41G) (34N, 37N) (41G, 34G, 41G) (39G, 24G, 47N) (43N, 21G) (48N, 53N) (25G, 30G) (50N, 35G) (37G, 40N)

1984 NFC WEST STANDINGS
Saints Finish: 3rd place

	W	L	T	Pct.
San Francisco	15	1	0	.938
L.A. Rams	10	6	0	.625
New Orleans	**7**	**9**	**0**	**.438**
Atlanta	4	12	0	.250

PASSING	Att	Cmp	Yds	Cmp%	Yds/Att	TD	TD%	Int	Int%	Long	Sk/Yds	Rating
Todd	312	161	2178	51.6	6.98	11	3.5	19	6.1	74	33/267	60.6
D. Wilson	93	51	647	54.8	6.96	7	7.5	4	4.3	54t	7/54	83.9
Stabler	70	33	339	47.1	4.84	2	2.9	5	7.1	29	5/40	41.3
Gajan	1	1	34	100.0	34.00	1	100.0	0	0.0	34t	0/0	158.3
Saints	**476**	**246**	**3198**	**51.7**	**6.72**	**21**	**4.4**	**28**	**5.9**	**74**	**45/361**	**63.3**
Opponents	**422**	**239**	**2873**	**56.6**	**6.81**	**23**	**5.5**	**13**	**3.1**	**50t**	**55/420**	**83.0**

1985 SAINTS STATISTICS

RECORD: 5-11 FINISH: 3rd-NFC WEST

Date	W/L	Score	Opponent	Attendance
9/8	**L**	**27-47**	**Kansas City**	**57,760**
9/15	L	23-24	at Denver	74,488
9/22	**W**	**20-13**	**Tampa Bay**	**45,320**
9/29	W	20-17	at San Francisco	58,053
10/6	**W**	**23-21**	**Philadelphia**	**56,364**
10/13	L	13-23	at L.A. Raiders	48,512
10/20	L	24-31	at Atlanta	44,784
10/27	**L**	**13-21**	**New York Giants**	**54,082**
11/3	L	10-28	at L.A. Rams	49,030
11/10	**L**	**3-27**	**Seattle**	**47,365**
11/17	L	14-38	at Green Bay	52,104
11/24	W	30-23	at Minnesota	54,117
12/1	**W**	**29-3**	**L.A. Rams**	**44,122**
12/8	L	16-28	at St. Louis	29,527
12/15	**L**	**19-31**	**San Francisco**	**46,065**
12/22	**L**	**10-16**	**Atlanta**	**37,717**

TEAM STATISTICS	N.O.	OPP.
TOTAL FIRST DOWNS	**250**	**335**
Rushing	83	125
Passing	148	188
Penalty	19	22
3rd Down: Made/Att.	66/221	96/228
3rd Down Pct.	29.9	42.1
4th Down: Made/Att.	8/16	7/13
4th Down Pct.	50.0	53.8
POSSESSION AVG.	**28:33**	**31:27**
TOTAL NET YARDS	**4479**	**5815**
Avg. Per Game	279.9	363.4
Total Plays	997	1083
Avg. Per Play	4.5	5.4
NET YARDS RUSHING	**1683**	**2162**
Avg. Per Game	105.2	135.1
Total Rushes	431	508
NET YARDS PASSING	**2796**	**3653**
Avg. Per Game	174.8	228.3
Sacked/Yards Lost	58/461	46/322
Gross Yards	3257	3975
Att./Completions	508/260	529/306
Completion Pct.	51.2	57.8
Had Intercepted	23	21
Punts/Average	**89/42.3**	**81/42.2**
Net Punting Avg.	**89/36.5**	**81/37.8**
Penalties/Yards	**96/805**	**108/837**
Fumbles/Ball Lost	**23/13**	**24/16**
Touchdowns	**29**	**48**
Rushing	4	19
Passing	20	26
Returns	5	3

Score by Periods	1	2	3	4	OT	TOT
Saints	46	77	43	128	0	294
Opponents	55	142	51	153	0	401

SCORING	TD	Ru	Pa	Rt	PAT	FG	S	TP
Andersen	0	0	0	0	27/29	31/35	0	120
Martin	4	0	4	0			0	24
Brenner	3	0	3	0			0	18
Goodlow	3	0	3	0			0	18
W. Wilson	3	1	2	0			0	18
Gajan	2	2	0	0			0	12
Groth	2	0	2	0			0	12
Hardy	2	0	2	0			0	12
Tice	2	0	2	0			0	12
Warren	2	0	0	2			0	12
Campbell	1	1	0	0			0	6
Del Rio	1	0	0	1			0	6
Hebert	1	0	1	0			0	6
Hoage	1	0	0	1			0	6
Merkens	1	0	1	0			0	6
Poe	1	0	0	1			0	6
Saints	**29**	**4**	**20**	**5**	**27/29**	**31/35**	**0**	**294**
Opponents	**48**	**19**	**26**	**3**	**48/48**	**21/28**	**1**	**401**

SACKS: Jackson 11.0, B. Clark 8.5, Geathers 6.5, Warren 5.5, Paul 5.0, Wilks 2.5, Haynes 2.0, Elliott 1.0, Hoage 1.0, Kovach 1.0, Redd 1.0, Wattelet 1.0, **Saints 46.0, Opp. 58.0**

RUSHING	No	Yds	Avg	LG	TD
W. Wilson	168	645	3.8	41t	1
Campbell	158	643	4.1	45	1
Gajan	50	251	5.0	26	2
Edward Anthony	17	65	3.8	13	0
Wattelet	2	42	21.0	23	0
Hebert	12	26	2.2	8	0
D. Wilson	18	7	0.4	17	0
Fowler	2	4	2.0	3	0
Goodlow	1	3	3.0	3	0
Martin	2	-1	-.5	11	0
Merkens	1	-2	-2.0	-2	0
Saints	**431**	**1683**	**3.9**	**45**	**4**
Opponents	**508**	**2162**	**4.3**	**48**	**19**

RECEIVING	No	Yds	Avg	LG	TD
Brenner	42	652	15.5	30	3
W. Wilson	38	228	6.0	21	2
Martin	35	522	14.9	50	4
Goodlow	32	603	18.8	76t	3
Edward Anthony	28	185	6.6	36	0
Tice	24	266	11.1	39t	2
Groth	15	238	15.9	56t	2
Hardy	15	208	13.9	31	2
Gajan	8	87	10.9	22	0
Scott	7	61	8.7	15	0
Campbell	6	88	14.7	39	0
Fowler	5	43	8.6	11	0
Merkens	3	61	20.3	39t	1
Haynes	1	8	8.0	8	0
Hebert	1	7	7.0	7t	1
Saints	**260**	**3257**	**12.5**	**76t**	**20**
Opponents	**306**	**3975**	**13.0**	**65t**	**26**

INTERCEPTIONS	No	Yds	Avg	LG	TD
Waymer	6	49	8.2	28	0
Hoage	4	79	19.8	52t	1
Poe	3	63	21.0	40t	1
Tullis	2	22	11.0	22	0
Del Rio	2	13	6.5	11	0
Wattelet	2	0	0.0	0	0
Kovach	1	53	53.0	53	0
Redd	1	25	25.0	25	0
Winston	0	8	---	8	0
Saints	**21**	**312**	**14.9**	**53**	**2**
Opponents	**23**	**251**	**10.9**	**33**	**1**

PUNTING	No	Yds	Avg	Net	TB	I20	LG	B
Hansen	89	3763	42.3	36.5	6	14	58	0
Saints	**89**	**3763**	**42.3**	**36.5**	**6**	**14**	**58**	**0**
Opponents	**81**	**3417**	**42.2**	**37.8**	**7**	**24**	**61**	**0**

PUNT RET	Ret	FC	Yds	Avg	LG	TD
Tullis	17	6	141	8.3	17	0
Martin	8	10	53	6.6	13	0
Roaches	4	2	21	5.3	10	0
Groth	1	0	0	0.0	0	0
Saints	**30**	**18**	**215**	**7.2**	**17**	**0**
Opponents	**45**	**17**	**397**	**8.8**	**46**	**0**

KICKOFF RET	No	Yds	Avg	LG	TD
Anthony	23	476	20.7	52	0
Tullis	23	470	20.4	62	0
Martin	15	384	25.6	69	0
Fowler	4	78	19.5	23	0
Roaches	4	76	19.0	23	0
Merkens	1	0	0.0	0	0
Rackley	1	63	63.0	63	0
Saints	**71**	**1547**	**21.8**	**69**	**0**
Opponents	**43**	**968**	**22.5**	**94t**	**1**

FIELD GOALS	1-19	20-29	30-39	40-49	50+
Andersen	0/0	4/5	13/14	11/12	3/4
Saints	**0/0**	**4/5**	**13/14**	**11/12**	**3/4**
Opponents	**0/0**	**6/6**	**6/8**	**6/9**	**3/5**

Andersen: (50G, 36G) (45N, 55G) (37G, 40G, 50N) (39G, 39G, 39N) (40G, 33G, 43G) (34G, 33G) (33G) (33G, 43G) (51G) (20G, 28B) ( ) (26G, 47G, 45G) (47G, 42G, 35G, 27G, 35G) (31G, 30G, 42G) (46G, 41G) (28G)

Opponents: (48G, 52G, 52G, 34G) (43G, 48G) (38G, 51G, 62N) (42G) ( ) (48N) (31G) (39N, 42N) ( ) (32G, 26G) (27G) (22G, 22G, 37G) (41G) ( ) (52B, 24G) (39B, 48G, 46N, 31G, 22G)

1985 NFC WEST STANDINGS
Saints Finish: 3rd place

	W	L	T	Pct.
L.A. Rams	11	5	0	.687
San Francisco	10	6	0	.625
New Orleans	**5**	**11**	**0**	**.313**
Atlanta	4	12	0	.250

PASSING	Att	Cmp	Yds	Cmp%	Yds/Att	TD	TD%	Int	Int%	Long	Sk/Yds	Rating
D. Wilson	293	145	1843	49.5	6.29	11	3.8	15	5.1	50	39/291	60.7
Hebert	181	97	1208	53.6	6.67	5	2.8	4	2.2	76t	17/150	74.6
Todd	32	16	191	50.0	5.97	3	9.4	4	12.5	56t	1/10	60.3
Hansen	1	1	8	100.0	8.00	0	0.0	0	0.0	8	0/0	100.0
Merkens	1	1	7	100.0	7.00	1	100.0	0	0.0	7t	1/10	135.4
Saints	**508**	**260**	**3257**	**51.2**	**6.41**	**20**	**3.9**	**23**	**4.5**	**76t**	**58/461**	**65.7**
Opponents	**529**	**306**	**3975**	**57.8**	**7.51**	**26**	**4.9**	**21**	**4.0**	**65t**	**46/322**	**81.4**

1986 SAINTS STATISTICS

RECORD: 7-9 FINISH: 4th-NFC WEST

Date	W/L	Score	Opponent	Attendance
9/7	**L**	**10-31**	**Atlanta**	**67,950**
9/14	**W**	**24-10**	**Green Bay**	**46,383**
9/21	L	17-26	at San Francisco	58,297
9/28	L	17-20	at New York Giants	72,769
10/5	**L**	**6-14**	**Washington**	**57,378**
10/12	W	17-14	at Indianapolis	53,512
10/19	**W**	**38-7**	**Tampa Bay**	**43,355**
10/26	L	23-28	at N.Y. Jets	44,246
11/2	**W**	**23-10**	**San Francisco**	**53,234**
11/9	**W**	**6-0**	**L.A. Rams**	**62,352**
11/16	W	16-7	at St. Louis	32,069
11/23	L	13-26	at L.A. Rams	58,600
11/30	**L**	**20-21**	**New England**	**58,259**
12/7	**L**	**27-31**	**Miami**	**64,761**
12/14	W	14-9	at Atlanta	39,994
12/21	L	17-33	at Minnesota	51,209

TEAM STATISTICS	N.O.	OPP.
TOTAL FIRST DOWNS	**275**	**331**
Rushing	109	104
Passing	137	197
Penalty	29	30
3rd Down: Made/Att.	59/197	97/230
3rd Down Pct.	29.9	42.2
4th Down: Made/Att.	7/13	7/14
4th Down Pct.	53.8	50.0
POSSESSION AVG.	**27:59**	**32:01**
TOTAL NET YARDS	**4742**	**5102**
Avg. Per Game	296.4	318.9
Total Plays	957	1109
Avg. Per Play	5.0	4.6
NET YARDS RUSHING	**2074**	**1559**
Avg. Per Game	129.6	97.4
Total Rushes	505	486
NET YARDS PASSING	**2668**	**3543**
Avg. Per Game	166.8	221.4
Sacked/Yards Lost	27/225	47/343
Gross Yards	2893	3886
Att./Completions	425/232	576/331
Completion Pct.	54.6	57.5
Had Intercepted	25	26
PUNTS/AVERAGE	**82/42.1**	**78/42.5**
NET PUNTING AVG.	**82/36.6**	**78/35.6**
PENALTIES/YARDS	**109/855**	**104/791**
FUMBLES/BALL LOST	**33/18**	**37/17**
TOUCHDOWNS	**30**	**34**
Rushing	15	11
Passing	13	21
Returns	2	2

Score by Periods	1	2	3	4	OT	TOT
Saints	81	62	47	98	0	288
Opponents	64	92	71	60	0	287

SCORING	TD	Ru	Pa	Rt	PAT	FG	S	TP
Andersen	0	0	0	0	30/30	26/30	0	108
Mayes	8	8	0	0			0	48
Hilliard	5	5	0	0			0	30
Martin	5	0	5	0			0	30
Jones	3	0	3	0			0	18
Tice	3	0	3	0			0	18
Goodlow	2	0	2	0			0	12
Mel Gray	1	0	0	1			0	6
Haynes	1	0	0	1			0	6
Jordan	1	1	0	0			0	6
D. Wilson	1	1	0	0			0	6
Saints	**30**	**15**	**13**	**2**	**30/30**	**26/30**	**0**	**288**
Opponents	**34**	**11**	**21**	**2**	**32/33**	**17/27**	**0**	**287**

SACKS: Geathers 9.0, Jackson 9.0, Warren 7.5, Clark 6.0, Swilling 4.0, Elliott 3.5, Gibson 3.0, Haynes 2.0, V. Johnson 1.0, Poe 1.0, Wilks 1.0, **Saints 47.0, Opp. 27.0**

RUSHING	No	Yds	Avg	LG	TD
Mayes	286	1353	4.7	50	8
Hilliard	121	425	3.5	36	5
Jordan	68	207	3.0	10	1
Mel Gray	6	29	4.8	11	0
D. Wilson	14	19	1.4	14	1
W. Wilson	2	5	2.5	3	0
Del Rio	1	16	16.0	16	0
Hebert	5	14	2.8	7	0
Edwards	1	6	6.0	6	0
Hansen	1	0	0.0	0	0
Saints	**505**	**2074**	**4.1**	**50**	**15**
Opponents	**486**	**1559**	**3.2**	**27**	**11**

RECEIVING	No	Yds	Avg	LG	TD
Jones	48	625	13.0	45	3
Martin	37	675	18.2	84	5
Tice	37	330	8.9	29t	3
Goodlow	20	306	15.3	29t	2
Brenner	18	286	15.9	34	0
Hilliard	17	107	6.3	17	0
Mayes	17	96	5.6	18	0
Harris	11	148	13.5	27	0
Jordan	11	127	11.5	37	0
Edwards	10	132	13.2	24	0
Mel Gray	2	45	22.5	38	0
Waymer	1	13	13.0	13	0
J. Williams	1	5	5.0	5	0
Hebert	1	1	1.0	1	0
W. Wilson	1	-3	-3.0	-3	0
Saints	**232**	**2893**	**12.5**	**84**	**13**
Opponents	**331**	**3886**	**11.7**	**62t**	**21**

INTERCEPTIONS	No	Yds	Avg	LG	TD
Waymer	9	48	5.3	17	0
Poe	4	42	10.5	30	0
Wattelet	3	34	11.3	22	0
Gibson	2	43	21.5	43	0
Maxie	2	15	7.5	15	0
Jakes	2	6	3.0	4	0
Haynes	1	17	17.0	17t	1
V. Johnson	1	15	15.0	15	0
Gary	1	14	14.0	14	0
Jackson	1	1	1.0	1	0
Saints	**26**	**235**	**9.0**	**43**	**1**
Opponents	**25**	**362**	**14.5**	**46**	**0**

PUNTING	No	Yds	Avg	Net	TB	I20	LG	B
Hansen	81	3456	42.7	36.6	11	17	66	1
Saints	**82**	**3456**	**42.1**	**36.6**	**11**	**17**	**66**	**1**
Opponents	**78**	**3315**	**42.5**	**35.6**	**8**	**23**	**62**	**0**

PUNT RET	Ret	FC	Yds	Avg	LG	TD
Martin	24	9	227	9.5	39	0
McLemore	10	3	67	6.7	23	0
Poe	8	3	71	8.9	17	0
Edwards	3	0	2	0.7	5	0
Tullis	2	0	10	5.0	7	0
Saints	**47**	**15**	**377**	**8.0**	**39**	**0**
Opponents	**37**	**11**	**234**	**6.3**	**20**	**0**

KICKOFF RET	No	Yds	Avg	LG	TD
Mel Gray	31	866	27.9	101t	1
Mayes	10	213	21.3	34	0
Harris	7	122	17.4	22	0
Martin	3	64	21.3	27	0
McLemore	2	39	19.5	22	0
Tullis	2	28	14.0	19	0
Saints	**55**	**1332**	**24.2**	**101t**	**1**
Opponents	**35**	**662**	**18.9**	**55**	**0**

FIELD GOALS	1-19	20-29	30-39	40-49	50+
Andersen	1/1	11/11	6/7	6/6	2/5
Saints	**1/1**	**11/11**	**6/7**	**6/6**	**2/5**
Opponents	**0/0**	**4/5**	**4/6**	**6/10**	**3/6**

Andersen: (47G) (20G) (44G) (27G) (34G, 45G, 51N) (30N, 46G) (31G, 51N) (26G, 53G, 28G) (45G, 50G, 23G) (20G, 22G) (47G, 28G, 30G) (33G, 18G) (28G, 38G) (27G, 50N, 29G) ( ) (39G)

Opponents: (32G) (50G) (30G, 40G, 28G, 32G) (29G, 28G) (45N, 29N) (49N, 54N) (54N) (46N) (50G,33N) (37N) ( ) (32G, 47G, 29G, 44G) (49N) (43G) (43G) (46G, 51B, 50G)

1986 NFC WEST STANDINGS
Saints Finish: 4th place

	W	L	T	Pct.
San Francisco	10	5	1	.656
L.A. Rams	10	6	0	.625
Atlanta	7	8	1	.469
New Orleans	**7**	**9**	**0**	**.438**

PASSING	Att	Cmp	Yds	Cmp%	Yds/Att	TD	TD%	Int	Int%	Long	Sk/Yds	Rating
D. Wilson	342	189	2353	55.3	6.88	10	2.9	17	5.0	63t	22/191	65.8
Hebert	79	41	498	51.9	6.30	2	2.5	8	10.1	84	5/34	40.5
Hilliard	3	1	29	33.3	9.67	1	33.3	0	0.0	29t	0/0	109.7
Wattelet	1	1	13	100.0	13.00	0	0.0	0	0.0	13	0/0	118.8
Saints	**425**	**232**	**2893**	**54.6**	**6.81**	**13**	**3.1**	**25**	**5.9**	**84**	**27/225**	**61.6**
Opponents	**576**	**331**	**3886**	**57.5**	**6.75**	**21**	**3.6**	**26**	**4.5**	**62t**	**47/343**	**71.4**

1987 SAINTS STATISTICS

RECORD: 12-3 FINISH: 2nd-NFC WEST

Date	W/L	Score	Opponent	Attendance
9/13	**W**	**28-21**	**Cleveland**	**59,900**
9/20	L	17-27	at Philadelphia	57,485
10/4	**W**	**37-10**	**L.A. Rams**	**29,745**
10/11	L	19-24	at St. Louis	11,795
10/18	W	19-17	at Chicago	46,813
10/25	**L**	**22-24**	**San Francisco**	**60,497**
11/1	W	38-0	at Atlanta	42,196
11/8	W	31-14	at L.A. Rams	43,379
11/15	W	26-24	at San Francisco	60,436
11/22	**W**	**23-14**	**New York Giants**	**67,639**
11/29	W	20-16	at Pittsburgh	47,896
12/6	**W**	**44-34**	**Tampa Bay**	**66,471**
12/13	**W**	**24-10**	**Houston**	**68,257**
12/20	W	41-24	at Cincinnati	43,424
12/27	**W**	**33-24**	**Green Bay**	**68,364**

TEAM STATISTICS	N.O.	OPP.
TOTAL FIRST DOWNS	**304**	**270**
Rushing	128	81
Passing	151	155
Penalty	25	34
3rd Down: Made/Att.	99/221	57/182
3rd Down Pct.	44.8	31.3
4th Down: Made/Att.	1/6	6/15
4th Down Pct.	16.7	40.0
POSSESSION AVG.	**34:01**	**25:59**
TOTAL NET YARDS	**4964**	**4350**
Avg. Per Game	330.9	290.0
Total Plays	1009	924
Avg. Per Play	4.9	4.7
NET YARDS RUSHING	**2190**	**1550**
Avg. Per Game	146.0	103.3
Total Rushes	569	388
NET YARDS PASSING	**2774**	**2800**
Avg. Per Game	184.9	186.7
Sacked/Yards Lost	29/213	47/355
Gross Yards	2987	3155
Att./Completions	411/227	489/246
Completion Pct.	55.2	50.3
Had Intercepted	12	30
PUNTS/AVERAGE	**63/41.1**	**73/37.5**
NET PUNTING AVG.	**63/35.7**	**73/30.0**
PENALTIES/YARDS	**107/994**	**84/685**
FUMBLES/BALL LOST	**33/16**	**31/18**
TOUCHDOWNS	**46**	**35**
Rushing	20	6
Passing	23	25
Returns	3	4

Score by Periods	1	2	3	4	OT	TOT
Saints	93	107	104	118	0	422
Opponents	69	95	58	61	0	283

SCORING	TD	Ru	Pa	Rt	PAT	FG	S	TP
Andersen	0	0	0	0	37/37	26/36	0	121
Hilliard	8	7	1	0			0	48
Martin	7	0	7	0			0	42
Tice	6	0	6	0			0	36
Mayes	5	5	0	0			0	30
Jones	3	0	3	0			0	18
Kempf	0	0	0	0	1/1	4/5	0	12
Beverly	2	2	0	0			0	12
Brenner	2	0	2	0			0	12
Jordan	2	2	0	0			0	12
Word	2	2	0	0			0	12
Cofer	0	0	0	0	5/7	1/1	0	8
Alexander	1	1	0	0			0	6
Mel Gray	1	1	0	0			0	6
O'Neal	1	0	1	0			0	6
Poe	1	0	0	1			0	6
R. Sutton	1	0	0	1			0	6
Toles	1	0	0	1			0	6
Waters	1	0	1	0			0	6
B. Clark	0	0	0	0			1	2
Maxie	0	0	0	0			1	2
Saints	**46**	**20**	**23**	**3**	**43/45**	**33/42**	**2**	**422**
Opponents	**35**	**6**	**25**	**4**	**35/35**	**12/18**	**1**	**283**

SACKS: Swilling 10.5, Jackson 9.5, Warren 6.0, Wilks 5.5, B. Clark 4.5, To. Elliott 2.0, Maxie 2.0, McCoy 2.0, S. Leach 1.5, DeForest 1.0, V. Johnson 1.0, Swoopes 1.0, Taylor 0.5, **Saints 47.0, Opp. 29.0**

RUSHING	No	Yds	Avg	LG	TD
Mayes	243	917	3.8	38	5
Hilliard	123	508	4.1	30t	7
Beverly	62	217	3.5	25	2
J. Fourcade	19	134	7.1	18	0
Word	36	133	3.7	20	2
Hebert	13	95	7.3	19	0
Alexander	21	71	3.4	16	1
Mel Gray	8	37	4.6	12	1
Jordan	12	36	3.0	8t	2
Rodenberger	17	35	2.1	5	0
Jean-Batiste	8	18	2.3	7	0
Ingram	2	14	7.0	9	0
Riordan	1	3	3.0	3	0
Hansen	2	-6	-3.0	-3	0
Hill	1	-9	-9.0	-9	0
Barnhardt	1	-13	-13.0	-13	0
Saints	**569**	**2190**	**3.8**	**38**	**20**
Opponents	**388**	**1550**	**4.0**	**33**	**6**

RECEIVING	No	Yds	Avg	LG	TD
Martin	44	778	17.7	67	7
Jones	27	420	15.6	43t	3
Hilliard	23	264	11.5	38t	1
Brenner	20	280	14.0	29	2
Hill	19	322	16.9	36	2
Tice	16	181	11.3	27t	6
Mayes	15	68	4.5	16	0
Dawsey	13	142	10.9	29	0
Pattison	9	132	14.7	36	0
Word	6	54	9.0	17	0
Scott	6	35	5.8	11	0
Mel Gray	6	30	5.0	12	0
Waters	5	140	28.0	82t	1
R. Clark	3	38	12.7	14	0
O'Neal	3	10	3.3	5	1
Rodenberger	2	17	8.5	11	0
Alexander	2	15	7.5	10	0
Walker	2	15	7.5	8	0
Jordan	2	13	6.5	11	0
Benson	2	11	5.5	6	0
C. Thomas	1	14	14.0	14	0
Beverly	1	8	8.0	8	0
Saints	**227**	**2987**	**13.2**	**82t**	**23**
Opponents	**246**	**3155**	**12.8**	**50t**	**25**

INTERCEPTIONS	No	Yds	Avg	LG	TD
Waymer	5	78	15.6	35	0
R. Sutton	5	68	13.6	26	0
Mack	4	32	8.0	26	0
Jakes	3	32	10.7	27	0
Maxie	3	17	5.7	10	0
Atkins	3	12	4.0	8	0
Jackson	2	4	2.0	4	0
Gibson	1	17	17.0	17	0
S. Leach	1	10	10.0	10	0
Swilling	1	10	10.0	10	0
V. Johnson	1	0	0.0	0	0
Poe	1	0	0.0	0	0
Saints	**30**	**280**	**9.3**	**35**	**0**
Opponents	**12**	**173**	**14.4**	**35**	**1**

PUNTING	No	Yds	Avg	Net	TB	I20	LG	B
Hansen	52	2104	40.5	35.6	6	19	60	0
Barnhardt	11	483	43.9	36.3	1	4	52	0
Saints	**63**	**2587**	**41.1**	**35.7**	**7**	**23**	**60**	**0**
Opponents	**73**	**2740**	**37.5**	**30.0**	**4**	**10**	**57**	**5**

PUNT RET	Ret	FC	Yds	Avg	LG	TD
Mel Gray	24	5	352	14.7	80	0
Martin	14	2	88	6.3	15	0
Cook	1	0	3	3.0	3	0
Jordan	1	0	13	13.0	13	0
Maxie	1	0	12	12.0	12	0
Saints	**41**	**7**	**468**	**11.4**	**80**	**0**
Opponents	**29**	**8**	**199**	**6.9**	**29**	**0**

KICKOFF RET	No	Yds	Avg	LG	TD
Mel Gray	30	636	21.2	43	0
Hilliard	10	248	24.8	74	0
Michael Adams	4	52	13.0	20	0
Beverly	3	46	15.3	21	0
Word	3	100	33.3	64	0
Jordan	2	28	14.0	16	0
Brock	1	11	11.0	11	0
Martin	1	15	15.0	15	0
C. Thomas	1	11	11.0	11	0
Saints	**55**	**1147**	**20.9**	**74**	**0**
Opponents	**55**	**1115**	**20.3**	**47**	**0**

FIELD GOALS	1-19	20-29	30-39	40-49	50+
Andersen	3/3	6/6	9/9	8/12	2/6
Kempf	0/0	1/1	1/2	2/2	0/0
Cofer	0/0	1/1	0/0	0/0	0/0
Saints	**3/3**	**8/8**	**10/11**	**10/14**	**2/6**
Opponents	**0/0**	**4/4**	**6/6**	**2/7**	**0/1**

Andersen: (39G) (45G)(39G, 51N, 49G, 19G, 19G, 37G, 52N) (49G, 43N) (32G) (40G, 41N, 27G, 51G, 40G) (19G, 43G, 28G) (25G, 53N, 50N, 32G) (40G, 24G, 32G) (48N, 46N, 28G) (21G, 30G) (31G, 52G, 48G, 32G)

Kempf: (33B, 48G, 31G, 42G, 21G)

Cofer: (27G)

Team: (39G) (45G) (27G)(33B, 48G, 31G, 42G, 21G) (39G, 51N, 49G, 19G, 19G, 37G, 52N) (49G, 43N) (32G) (40G, 41N, 27G, 51G, 40G) (19G, 43G, 28G) (25G, 53N, 50N, 32G) (40G, 24G, 32G) (48N, 46N, 28G) (21G, 30G) (31G, 52G, 48G, 32G)

Opponents: (49B) (30G, 30G) (37G) (24G) (22G) (31G) (51N)(46N, 47B, 35G) (40N) (37G, 43G) (21G) (43G, 46N) (24G)

1987 NFC WEST STANDINGS

Saints Finish: 2nd place

	W	L	T	Pct.
San Francisco	13	2	0	.867
New Orleans	**12**	**3**	**0**	**.800**
L.A. Rams	6	9	0	.400
Atlanta	3	12	0	.200

PASSING	Att	Cmp	Yds	Cmp%	Yds/Att	TD	TD%	Int	Int%	Long	Sk/Yds	Rating
Hebert	294	164	2119	55.8	7.21	15	5.1	9	3.1	67	20/119	82.9
J. Fourcade	89	48	597	53.9	6.71	4	4.5	3	3.4	82t	6/67	75.9
Wilson	24	13	243	54.2	10.13	2	8.3	0	0.0	38	2/21	117.2
Ingram	2	1	5	50.0	2.50	1	50.0	0	0.0	5t	1/6	95.8
Hilliard	1	1	23	100.0	23.00	1	100.0	0	0.0	23t	0/0	158.3
Riordan	1	0	0	0.0	0.00	0	0.0	0	0.0	0	0/0	39.6
Saints	**411**	**227**	**2987**	**55.2**	**7.27**	**23**	**5.6**	**12**	**2.9**	**82t**	**29/213**	**84.9**
Opponents	**489**	**246**	**3155**	**50.3**	**6.45**	**25**	**5.1**	**30**	**6.1**	**50t**	**47/355**	**62.4**

1988 SAINTS STATISTICS

RECORD: 10-6 FINISH: 3rd-NFC WEST

Date	W/L	Score	Opponent	Attendance
9/4	**L**	**33-34**	**San Francisco**	**66,357**
9/11	W	29-21	at Atlanta	48,901
9/18	W	22-14	at Detroit	32,943
9/25	**W**	**13-9**	**Tampa Bay**	**66,671**
10/3	**W**	**20-17**	**Dallas**	**68,474**
10/9	W	23-17	at San Diego	42,693
10/16	W	20-19	at Seattle	63,569
10/23	**W**	**20-6**	**L.A. Raiders**	**66,249**
10/30	**L**	**10-12**	**L.A. Rams**	**68,238**
11/6	L	24-27	at Washington	54,183
11/13	W	14-10	at L.A. Rams	63,305
11/20	**W**	**42-0**	**Denver**	**68,075**
11/27	**L**	**12-13**	**N.Y. Giants**	**66,526**
12/4	L	3-45	at Minnesota	61,215
12/11	L	17-30	at San Francisco	62,977
12/18	**W**	**10-9**	**Atlanta**	**60,566**

TEAM STATISTICS	N.O.	OPP.
TOTAL FIRST DOWNS	**306**	**286**
Rushing	108	97
Passing	179	167
Penalty	19	22
3rd Down: Made/Att.	104/227	73/203
3rd Down Pct.	45.8	36.0
4th Down: Made/Att.	4/6	7/14
4th Down Pct.	66.7	50.0
POSSESSION AVG.	**32:38**	**27:22**
TOTAL NET YARDS	**5131**	**5106**
Avg. Per Game	320.7	319.1
Total Plays	1034	978
Avg. Per Play	5.0	5.2
NET YARDS RUSHING	**2046**	**1779**
Avg. Per Game	127.9	111.2
Total Rushes	512	442
NET YARDS PASSING	**3085**	**3327**
Avg. Per Game	192.8	207.9
Sacked/Yards Lost	24/171	31/252
Gross Yards	3256	3579
Att./Completions	498/286	505/277
Completion Pct.	57.4	54.9
Had Intercepted	16	17
PUNTS/AVERAGE	**73/39.9**	**70/40.2**
NET PUNTING AVG.	**73/34.3**	**70/32.6**
PENALTIES/YARDS	**101/821**	**77/628**
FUMBLES/BALL LOST	**29/16**	**27/15**
TOUCHDOWNS	**33**	**29**
Rushing	9	7
Passing	21	19
Returns	3	3

Score by Periods	1	2	3	4	OT	TOT
Saints	64	93	101	54	0	312
Opponents	51	111	70	51	0	283

SCORING	TD	Ru	Pa	Rt	PAT	FG	S	TP
Andersen	0	0	0	0	32/33	26/36	0	110
Hill	7	0	7	0			0	42
Martin	7	0	7	0			0	42
Hilliard	6	5	1	0			0	36
Mayes	3	3	0	0			0	18
R. Clark	2	0	2	0			0	12
Perriman	2	0	2	0			0	12
Mel Gray	1	0	0	1			0	6
Heyward	1	1	0	0			0	6
Jordan	1	0	0	1			0	6
Scales	1	0	1	0			0	6
Tice	1	0	1	0			0	6
Waymer	1	0	0	1			0	6
Jackson	0	0	0	0			1	2
Saints	**33**	**9**	**21**	**3**	**32/33**	**26/36**	**2**	**312**
Opponents	**29**	**7**	**19**	**3**	**28/29**	**27/34**	**0**	**283**

SACKS: Jackson 7.0, Swilling 7.0, Geathers 3.5, Wilks 3.5, Gibson 2.0, Johnson 2.0, Kohlbrand 2.0, Elliott 1.0, Gregory 1.0, Mack 1.0, Warren 1.0, **Saints 31.0, Opp. 24.0**

RUSHING	No	Yds	Avg	LG	TD
Hilliard	204	823	4.0	36	5
Mayes	170	628	3.7	21	3
Heyward	74	355	4.8	73t	1
Jordan	19	115	6.1	44	0
Hebert	37	79	2.1	16	0
Perriman	3	17	5.7	17	0
Martin	2	12	6.0	9	0
Hansen	1	10	10.0	10	0
Hill	2	7	3.5	5	0
Saints	**512**	**2046**	**4.0**	**73t**	**9**
Opponents	**442**	**1779**	**4.0**	**62**	**7**

RECEIVING	No	Yds	Avg	LG	TD
Martin	85	1083	12.7	40t	7
Hill	66	703	10.7	35	7
Hilliard	34	335	9.9	26	1
Tice	26	297	11.4	40	1
R. Clark	19	245	12.9	21t	2
Perriman	16	215	13.4	33	2
Heyward	13	105	8.1	18	0
Mayes	11	103	9.4	25	0
Jordan	5	70	14.0	25	0
Brenner	5	67	13.4	24	0
Scales	2	20	10.0	14	1
Hebert	2	0	0.0	2	0
Pattison	1	8	8.0	8	0
Benson	1	5	5.0	5	0
Saints	**286**	**3256**	**11.4**	**40t**	**21**
Opponents	**277**	**3579**	**12.9**	**85t**	**19**

INTERCEPTIONS	No	Yds	Avg	LG	TD
Atkins	4	42	10.5	40	0
Waymer	3	91	30.3	44	0
Jakes	3	61	20.3	39	0
Sutton	3	32	10.7	34	0
Johnson	1	34	34.0	34	0
Mack	1	19	19.0	19	0
Jackson	1	16	16.0	16	0
Cook	1	0	0.0	0	0
Saints	**17**	**295**	**17.4**	**44**	**0**
Opponents	**16**	**226**	**14.1**	**78t**	**2**

PUNTING	No	Yds	Avg	Net	TB	I20	LG	B
Hansen	72	2913	40.5	34.3	8	19	64	1
Saints	**73**	**2913**	**39.9**	**34.3**	**8**	**19**	**64**	**1**
Opponents	**70**	**2815**	**40.2**	**32.6**	**6**	**15**	**56**	**1**

PUNT RET	Ret	FC	Yds	Avg	LG	TD
Mel Gray	25	8	305	12.2	66t	1
Hill	10	4	108	10.8	31	0
Saints	**35**	**12**	**413**	**11.8**	**66t**	**1**
Opponents	**39**	**16**	**248**	**6.4**	**17**	**0**

KICKOFF RET	No	Yds	Avg	LG	TD
Mel Gray	32	670	20.9	39	0
Atkins	20	424	21.2	57	0
Mayes	7	132	18.9	33	0
Hilliard	6	111	18.5	30	0
Martin	3	32	10.7	18	0
Waymer	2	39	19.5	29	0
Saints	**70**	**1408**	**20.1**	**57**	**0**
Opponents	**43**	**823**	**19.1**	**40**	**0**

FIELD GOALS	1-19	20-29	30-39	40-49	50+
Andersen	1/1	11/12	8/11	5/8	1/4
Saints	**1/1**	**11/12**	**8/11**	**5/8**	**1/4**
Opponents	**2/2**	**6/7**	**10/13**	**9/10**	**0/2**

Andersen: (20G) (41G, 29G, 28G) (53N, 37G, 29G) (28G, 41G, 39N) (27G, 49G) (27G, 35G, 45N, 34G) (23G, 31G) (51G, 25G) (33G) (19G, 53B, 49N) (52N) ( ) (27G, 41G, 26G, 29N, 45G) (36G) (38G, 40N, 32N) (34N, 30G)

Opponents: (25G, 32G) (41N) ( ) (25G, 35G, 35G) (39N, 39G) (35G) (22G, 47G, 46G, 36B, 42G) (50N) (37G, 27B, 18G, 47G, 30G) (42G, 23G) (23G) (35N, 50N) (46G, 35G) (37G) (40G, 47G, 19G) (27G, 43G, 39G)

1988 NFC WEST STANDINGS
Saints Finish: 3rd place

	W	L	T	Pct.
San Francisco	10	6	0	.625
L.A. Rams	10	6	0	.625
New Orleans	**10**	**6**	**0**	**.625**
Atlanta	5	11	0	.313

PASSING	Att	Cmp	Yds	Cmp%	Yds/Att	TD	TD%	Int	Int%	Long	Sk/Yds	Rating
Hebert	478	280	3156	58.6	6.60	20	4.2	15	3.1	40t	24/171	79.3
Wilson	16	5	73	31.3	4.56	0	0.0	1	6.3	25	0/0	21.1
Hilliard	2	1	27	50.0	13.50	1	50.0	0	0.0	27t	0/0	135.4
Fourcade	1	0	0	0.0	0.00	0	0.0	0	0.0	0	0/0	39.6
Hill	1	0	0	0.0	0.00	0	0.0	0	0.0	0	0/0	39.6
Saints	**498**	**286**	**3256**	**57.4**	**6.54**	**21**	**4.2**	**16**	**3.2**	**40t**	**24/171**	**77.9**
Opponents	**505**	**277**	**3579**	**54.9**	**7.09**	**19**	**3.8**	**17**	**3.4**	**85t**	**31/252**	**75.8**

1989 SAINTS STATISTICS

RECORD: 9-7 FINISH: 3rd-NFC WEST

Date	W/L	Score	Opponent	Attendance
9/10	**W**	**28-0**	**Dallas**	**66,977**
9/17	L	34-35	at Green Bay	55,809
9/24	L	10-20	at Tampa Bay	44,053
10/1	**L**	**14-16**	**Washington**	**64,358**
10/8	**L**	**20-24**	**San Francisco**	**60,488**
10/15	**W**	**29-14**	**New York Jets**	**59,521**
10/22	W	40-21	at L.A. Rams	57,567
10/29	**W**	**20-13**	**Atlanta**	**65,153**
11/6	L	13-31	at San Francisco	60,667
11/12	W	28-24	at New England	47,680
11/19	W	26-17	at Atlanta	53,173
11/26	**Lot**	**17-20**	**L.A. Rams**	**64,274**
12/3	L	14-21	at Detroit	38,550
12/10	W	22-19	at Buffalo	70,037
12/18	**W**	**30-20**	**Philadelphia**	**59,218**
12/24	**W**	**41-6**	**Indianapolis**	**49,009**

TEAM STATISTICS	N.O.	OPP.
TOTAL FIRST DOWNS	**304**	**293**
Rushing	108	79
Passing	167	198
Penalty	29	16
3rd Down: Made/Att.	89/207	82/216
3rd Down Pct.	43.0	38.0
4th Down: Made/Att.	5/10	8/17
4th Down Pct.	50.0	47.1
POSSESSION AVG.	**33:43**	**26:17**
TOTAL NET YARDS	**5328**	**5186**
Avg. Per Game	333.0	324.1
Total Plays	999	997
Avg. Per Play	5.3	5.2
NET YARDS RUSHING	**1948**	**1326**
Avg. Per Game	121.8	82.9
Total Rushes	502	373
NET YARDS PASSING	**3380**	**3860**
Avg. Per Game	211.3	241.3
Sacked/Yards Lost	36/271	47/362
Gross Yards	3651	4222
Att./Completions	461/284	577/320
Completion Pct.	61.6	55.5
Had Intercepted	19	21
PUNTS/AVERAGE	**71/39.1**	**75/39.4**
NET PUNTING AVG.	**71/34.2**	**75/33.2**
PENALTIES/YARDS	**90/676**	**105/850**
FUMBLES/BALL LOST	**28/12**	**35/18**
TOUCHDOWNS	**46**	**35**
Rushing	19	10
Passing	23	23
Returns	4	2

Score by Periods	1	2	3	4	OT	TOT
Saints	105	123	60	98	0	386
Opponents	27	96	89	86	3	301

SCORING	TD	Ru	Pa	Rt	PAT	FG	S	TP
Hilliard	18	13	5	0			0	108
Andersen	0	0	0	0	44/45	20/29	0	104
E. Martin	8	0	8	0			0	48
Brenner	4	0	4	0			0	24
Hill	4	0	4	0			0	24
Jordan	3	3	0	0			0	18
Cook	1	0	0	1			0	6
Fourcade	1	1	0	0			0	6
Frazier	1	1	0	0			0	6
Heyward	1	1	0	0			0	6
Maxie	1	0	0	1			0	6
Morse	1	0	0	1			0	6
Shepard	1	0	0	1			0	6
Tice	1	0	1	0			0	6
Turner	1	0	1	0			0	6
Forde	0	0	0	0			1	2
Warren	0	0	0	0			1	2
Saints	**46**	**19**	**23**	**4**	**44/45**	**20/29**	**3**	**386**
Opponents	**35**	**10**	**23**	**2**	**34/35**	**19/24**	**0**	**301**

SACKS: Swilling 16.5, Warren 9.5, Jackson 7.5, Wilks 4.0, Mills 3.0, W. Martin 2.5, Cook 1.0, Geathers 1.0, V. Johnson 1.0, Mack 1.0, **Saints 47.0, Opp. 36.0**

RUSHING	No	Yds	Avg	LG	TD
Hilliard	344	1262	3.7	40	13
Heyward	49	183	3.7	15	1
Jordan	38	179	4.7	32	3
Frazier	25	112	4.5	21	1
Fourcade	14	91	6.5	14	1
Hebert	25	87	3.5	11	0
Morse	2	43	21.5	39	0
Turner	2	8	4.0	6	0
Winslow	1	0	0.0	0	0
Hill	1	-7	-7.0	-7	0
Perriman	1	-10	-10.0	-10	0
Saints	**502**	**1948**	**3.9**	**40**	**19**
Opponents	**373**	**1326**	**3.6**	**38**	**10**

RECEIVING	No	Yds	Avg	LG	TD
E. Martin	68	1090	16.0	53t	8
Hilliard	52	514	9.9	54t	5
Hill	48	636	13.3	46	4
Brenner	34	398	11.7	30t	4
Turner	22	279	12.7	54t	1
Perriman	20	356	17.8	47	0
Heyward	13	69	5.3	12	0
Tice	9	98	10.9	23	1
Scales	8	89	11.1	26	0
Jordan	4	53	13.3	17	0
Frazier	3	25	8.3	22	0
Shepard	2	36	18.0	23	0
Cook	1	8	8.0	8	0
Saints	**284**	**3651**	**12.9**	**54t**	**23**
Opponents	**320**	**4222**	**13.2**	**75t**	**23**

INTERCEPTIONS	No	Yds	Avg	LG	TD
Waymer	6	66	11.0	42	0
Massey	5	26	5.2	22	0
Cook	3	81	27.0	63t	1
Maxie	3	41	13.7	26t	1
Mack	2	0	0.0	0	0
Swilling	1	14	14.0	14	0
Atkins	1	-2	-2.0	-2	0
Saints	**21**	**226**	**10.8**	**63t**	**2**
Opponents	**19**	**265**	**13.9**	**40**	**1**

PUNTING	No	Yds	Avg	Net	TB	I20	LG	B
Barnhardt	55	2179	39.6	35.0	4	17	56	0
Winslow	16	595	37.2	31.6	1	4	50	0
Saints	**71**	**2774**	**39.1**	**34.2**	**5**	**21**	**56**	**0**
Opponents	**75**	**2956**	**39.4**	**33.2**	**2**	**15**	**63**	**1**

PUNT RET	Ret	FC	Yds	Avg	LG	TD
Harris	27	7	196	7.3	20	0
Morse	10	1	29	2.9	16	0
Hill	7	0	41	5.9	13	0
Shepard	7	1	91	13.0	56t	1
Perriman	1	0	10	10.0	10	0
Turner	1	0	7	7.0	7	0
Massey	0	0	54	---	54	0
Saints	**53**	**9**	**428**	**8.1**	**57**	**1**
Opponents	**35**	**16**	**244**	**7.0**	**28**	**0**

KICKOFF RET	No	Yds	Avg	LG	TD
Harris	19	378	19.9	39	0
Atkins	12	245	20.4	32	0
Morse	10	278	27.8	99t	1
Frazier	8	157	19.6	29	0
Shepard	8	135	16.9	24	0
U. Johnson	2	34	17.0	19	0
Hill	1	13	13.0	13	0
Hilliard	1	20	20.0	20	0
Phillips	1	24	24.0	24	0
Scales	1	0	0.0	0	0
Saints	**63**	**1284**	**20.4**	**99t**	**1**
Opponents	**55**	**983**	**17.9**	**72**	**0**

FIELD GOALS	1-19	20-29	30-39	40-49	50+
Andersen	0/0	7/8	10/11	3/6	0/4
Saints	**0/0**	**7/8**	**10/11**	**3/6**	**0/4**
Opponents	**3/3**	**2/4**	**4/5**	**10/11**	**0/1**

Andersen: ( ) (38G, 32G) (54N, 33G, 47N) (52N, 36N) (49G, 39G) (42G, 29G) (39G, 27G) (32G, 23B, 44G) (39G, 23G) ( ) (33G) (36G) (48N) (31G, 41N, 26G, 50N, 22G) (55N) (21G, 29G)

Opponents: ( ) ( ) (34G, 37G) (48G, 19G, 18G) (41G, 44N) ( ) ( ) (41G, 48G) (44G) (44G) (45G, 37N) (32G, 22B, 52N, 31G) ( ) (43G, 48G) (21G, 19G, 20B) (41G, 23G)

1989 NFC WEST STANDINGS
Saints Finish: 3rd place

	W	L	T	Pct.
San Francisco	14	2	0	.875
L.A. Rams	11	5	0	.688
New Orleans	**9**	**7**	**0**	**.563**
Atlanta	3	13	0	.188

PASSING	Att	Cmp	Yds	Cmp%	Yds/Att	TD	TD%	Int	Int%	Long	Sk/Yds	Rating
Hebert	353	222	2686	62.9	7.61	15	4.2	15	4.2	54t	22/171	82.7
Fourcade	107	61	930	57.0	8.69	7	6.5	4	3.7	54t	13/96	92.0
Hilliard	1	1	35	100.0	35.00	1	100.0	0	0.0	35t	0/0	158.3
Hill	0	0	0	---	---	0	---	0	---	0	1/4	---
Saints	**461**	**284**	**3651**	**61.6**	**7.92**	**23**	**5.0**	**19**	**4.1**	**54t**	**36/271**	**85.9**
Opponents	**577**	**320**	**4222**	**55.5**	**7.32**	**23**	**4.0**	**21**	**3.6**	**75t**	**47/362**	**76.9**

1990 SAINTS STATISTICS

RECORD: 8-8 FINISH: 2nd-NFC WEST

Date	W/L	Score	Opponent	Attendance
9/10	**L**	**12-13**	**San Francisco**	**68,629**
9/16	L	3-32	at Minnesota	56,272
9/23	**W**	**28-7**	**Phoenix**	**61,110**
10/7	L	27-28	at Atlanta	57,401
10/14	**W**	**25-20**	**Cleveland**	**68,608**
10/21	L	10-23	at Houston	57,908
10/28	**L**	**10-27**	**Detroit**	**64,368**
11/4	W	21-7	at Cincinnati	60,067
11/11	**W**	**35-7**	**Tampa Bay**	**67,865**
11/18	L	17-31	at Washington	52,573
11/25	**W**	**10-7**	**Atlanta**	**68,629**
12/2	L	13-17	at Dallas	60,087
12/9	W	24-20	at L.A. Rams	56,864
12/16	**L**	**6-9**	**Pittsburgh**	**68,582**
12/23	W	13-10	at San Francisco	60,112
12/31	**W**	**20-17**	**L.A. Rams**	**68,647**

TEAM STATISTICS	N.O.	OPP.
TOTAL FIRST DOWNS	**253**	**279**
Rushing	107	91
Passing	133	167
Penalty	13	21
3rd Down: Made/Att.	84/209	85/217
3rd Down Pct.	40.2	39.2
4th Down: Made/Att.	5/9	9/17
4th Down Pct.	55.6	52.9
POSSESSION AVG.	**29:59**	**30:01**
TOTAL NET YARDS	**4476**	**4878**
Avg. Per Game	279.8	304.9
Total Plays	931	986
Avg. Per Play	4.8	4.9
NET YARDS RUSHING	**1850**	**1559**
Avg. Per Game	115.6	97.4
Total Rushes	464	410
NET YARDS PASSING	**2626**	**3319**
Avg. Per Game	164.1	207.4
Sacked/Yards Lost	20/131	42/265
Gross Yards	2757	3584
Att./Completions	447/226	534/316
Completion Pct.	50.6	59.2
Had Intercepted	23	8
PUNTS/AVERAGE	**71/42.1**	**74/40.9**
NET PUNTING AVG.	**71/36.2**	**74/34.9**
PENALTIES/YARDS	**108/829**	**87/655**
FUMBLES/BALL LOST	**29/16**	**35/19**
TOUCHDOWNS	**30**	**30**
Rushing	14	8
Passing	15	21
Returns	1	1

Score by Periods	1	2	3	4	OT	TOT
Saints	54	82	48	90	0	274
Opponents	30	82	76	87	0	275

SCORING	TD	Ru	Pa	Rt	PAT	FG	S	TP
Andersen	0	0	0	0	29/29	21/27	0	92
Mayes	7	7	0	0			0	42
E. Martin	5	0	5	0			0	30
Heyward	4	4	0	0			0	24
Turner	4	0	4	0			0	24
Brenner	2	0	2	0			0	12
Fenerty	2	2	0	0			0	12
Perriman	2	0	2	0			0	12
Fourcade	1	1	0	0			0	6
Hilliard	1	0	1	0			0	6
Maxie	1	0	0	1			0	6
Scales	1	0	1	0			0	6
Saints	**30**	**14**	**15**	**1**	**29/29**	**21/27**	**1**	**274**
Opponents	**30**	**8**	**21**	**1**	**30/30**	**21/35**	**1**	**275**

SACKS: Swilling 11.0, Turnbull 9.0, Jackson 6.0, Wilks 5.5, W. Martin 4.0, Atkins 3.0, Cook 1.0, Johnson 1.0, Simmons 1.0, Mills 0.5,
Saints 42.0, Opp. 20.0

RUSHING	No	Yds	Avg	LG	TD
Heyward	129	599	4.6	47t	4
Mayes	138	510	3.7	18	7
Fenerty	73	355	4.9	60t	2
Hilliard	90	284	3.2	17	0
Fourcade	15	77	5.1	12	1
Walsh	19	25	1.3	18	0
Saints	**464**	**1850**	**4.0**	**60t**	**14**
Opponents	**410**	**1559**	**3.8**	**35**	**8**

RECEIVING	No	Yds	Avg	LG	TD
E. Martin	63	912	14.5	58	5
Perriman	36	382	10.6	29	2
Turner	21	396	18.9	68t	4
Fenerty	18	209	11.6	28	0
Heyward	18	121	6.7	12	0
Brenner	17	213	12.5	31t	2
Hilliard	14	125	8.9	20	1
Mayes	12	121	10.1	66	0
Tice	11	113	10.3	19	0
Scales	8	64	8.0	20	1
Alphin	4	57	14.3	17	0
Hill	3	35	11.7	13	0
Hilgenberg	1	9	9.0	9	0
Saints	**226**	**2757**	**12.2**	**68t**	**15**
Opponents	**316**	**3584**	**11.3**	**51t**	**21**

INTERCEPTIONS	No	Yds	Avg	LG	TD
Maxie	2	88	44.0	50t	1
Cook	2	55	27.5	50	0
Atkins	2	15	7.5	15	0
Thompson	2	0	0.0	0	0
Saints	**8**	**158**	**19.8**	**50t**	**1**
Opponents	**23**	**283**	**12.3**	**73**	**0**

PUNTING	No	Yds	Avg	Net	TB	I20	LG	B
Barnhardt	70	2990	42.7	36.2	6	20	65	1
Saints	**70**	**2990**	**42.7**	**36.2**	**6**	**20**	**65**	**1**
Opponents	**74**	**3024**	**40.9**	**34.9**	**2**	**18**	**57**	**1**

PUNT RET	Ret	FC	Yds	Avg	LG	TD
V. Buck	37	8	305	8.2	33	0
Morse	8	1	95	11.9	18	0
Saints	**45**	**9**	**400**	**8.9**	**33**	**0**
Opponents	**43**	**12**	**302**	**7.0**	**24**	**0**

KICKOFF RET	No	Yds	Avg	LG	TD
Fenerty	28	572	20.4	58	0
Atkins	19	471	24.8	50	0
Morse	4	56	14.0	18	0
V. Buck	3	38	12.7	17	0
Mayes	2	39	19.5	21	0
Heyward	1	12	12.0	12	0
Mack	1	17	17.0	17	0
Saints	**58**	**1205**	**20.8**	**58**	**0**
Opponents	**36**	**583**	**16.2**	**56**	**0**

FIELD GOALS	1-19	20-29	30-39	40-49	50+
Andersen	0/0	5/5	5/6	8/12	3/4
Saints	**0/0**	**5/5**	**5/6**	**8/12**	**3/4**
Opponents	**1/1**	**3/3**	**10/13**	**6/10**	**1/8**

Andersen: (41G, 39G, 28G, 32G) (37G) ( ) (46G, 23G) (52G, 39N) (20G, 40B) (47G) (48N) ( ) (38G) (43N, 20G) (43G, 50G) (48G) (50G, 43G) (30G, 40G) (51N, 48N, 41G, 24G)

Opponents: (52G, 55N, 52N, 47N, 38G) (30G, 48G, 38G) (52N, 37B) (40N) (37G, 39G) (43G, 45G, 33G) (39N, 52N, 25G, 39G) (43N) ( ) (39G) (51N, 51N) (47G) (38G, 18G) (46N, 29G, 42G, 43G) (59N, 30G) (30N, 24G)

1990 NFC WEST STANDINGS
Saints Finish: 2nd place

	W	L	T	Pct.
San Francisco	14	2	0	.875
New Orleans	**8**	**8**	**0**	**.500**
L.A. Rams	5	11	0	.313
Atlanta	5	11	0	.313

PASSING	Att	Cmp	Yds	Cmp%	Yds/Att	TD	TD%	Int	Int%	Long	Sk/Yds	Rating
Walsh	327	175	1970	53.5	6.02	12	3.7	13	4.0	58	10/76	67.5
Fourcade	116	50	785	43.1	6.77	3	2.6	8	6.9	68t	8/44	46.1
Kramer	3	1	2	33.3	0.67	0	0.0	1	33.3	2	2/11	2.8
Heyward	1	0	0	0.0	0.00	0	0.0	1	100.0	0	0/0	0.0
Saints	**447**	**226**	**2757**	**50.6**	**6.17**	**15**	**3.4**	**23**	**5.1**	**68t**	**20/131**	**59.7**
Opponents	**534**	**316**	**3584**	**59.2**	**6.71**	**21**	**3.9**	**8**	**1.5**	**51t**	**42/265**	**86.2**

1991 SAINTS STATISTICS

RECORD: 11-5 FINISH: 1st-NFC WEST

Date	W/L	Score	Opponent	Attendance
9/1	**W**	**27-24**	**Seattle**	**68,492**
9/8	W	17-10	at Kansas City	74,816
9/15	**W**	**24-7**	**L.A. Rams**	**68,583**
9/22	**W**	**26-0**	**Minnesota**	**68,591**
9/29	W	27-6	at Atlanta	56,556
10/13	W	13-6	at Philadelphia	64,224
10/20	**W**	**23-7**	**Tampa Bay**	**68,591**
10/27	**L**	**17-20**	**Chicago**	**68,591**
11/3	W	24-17	at L.A. Rams	58,713
11/10	**W**	**10-3**	**San Francisco**	**68,591**
11/17	L	21-24	at San Diego	48,420
11/24	**Lot**	**20-23**	**Atlanta**	**68,591**
12/1	L	24-38	at San Francisco	62,092
12/8	L	14-23	at Dallas	64,530
12/16	**W**	**27-0**	**L.A. Raiders**	**68,625**
12/22	W	27-3	at Phoenix	30,928

TEAM STATISTICS	N.O.	OPP.
TOTAL FIRST DOWNS	**267**	**214**
Rushing	93	63
Passing	157	139
Penalty	17	12
3rd Down: Made/Att.	86/228	49/188
3rd Down Pct.	37.7	26.1
4th Down: Made/Att.	5/10	4/13
4th Down Pct.	50.0	30.8
POSSESSION AVG.	**33:58**	**26:02**
TOTAL NET YARDS	**4968**	**3933**
Avg. Per Game	310.5	245.8
Total Plays	1008	875
Avg. Per Play	4.9	4.5
NET YARDS RUSHING	**1709**	**1213**
Avg. Per Game	106.8	75.8
Total Rushes	483	334
NET YARDS PASSING	**3259**	**2720**
Avg. Per Game	203.7	170.0
Sacked/Yards Lost	19/160	50/337
Gross Yards	3419	3057
Att./Completions	506/292	491/259
Completion Pct.	57.7	52.7
Had Intercepted	15	29
PUNTS/AVERAGE	**87/43.0**	**88/42.3**
NET PUNTING AVG.	**87/35.3**	**88/37.1**
PENALTIES/YARDS	**101/801**	**95/711**
FUMBLES/BALL LOST	**24/15**	**34/19**
TOUCHDOWNS	**38**	**23**
Rushing	15	6
Passing	20	12
Returns	3	5

Score by Periods	1	2	3	4	OT	TOT
Saints	61	120	75	85	0	341
Opponents	23	59	54	72	3	211

SCORING	TD	Ru	Pa	Rt	PAT	FG	S	TP
Andersen	0	0	0	0	38/38	25/32	0	113
Turner	8	0	8	0			0	48
Fenerty	5	3	2	0			0	30
Heyward	5	4	1	0			0	30
Hilliard	5	4	1	0			0	30
E. Martin	4	0	4	0			0	24
Jordan	3	2	1	0			0	18
Early	2	0	2	0			0	12
McAfee	2	2	0	0			0	12
Carroll	1	0	1	0			0	6
Maxie	1	0	0	1			0	6
Swilling	1	0	0	1			0	6
Warren	1	0	0	1			0	6
Saints	**38**	**15**	**20**	**3**	**38/38**	**25/32**	**0**	**341**
Opponents	**23**	**6**	**12**	**5**	**22/23**	**17/21**	**0**	**211**

SACKS: Swilling 17.0, Jackson 11.5, Warren 7.0, W. Martin 3.5, Atkins 3.0, Goff 2.0, Wilks 2.0, Miller 1.0, Mills 1.0, Turnbull 1.0, James E. Williams 1.0, **Saints 50.0, Opp. 19.0**

RUSHING	No	Yds	Avg	LG	TD
McAfee	109	494	4.5	34	2
Fenerty	139	477	3.4	54	3
Heyward	76	260	3.4	15	4
Hilliard	79	252	3.2	65t	4
Jordan	47	150	3.2	25	2
Hebert	18	56	3.1	16	0
Early	3	13	4.3	6	0
Morse	3	7	2.3	8	0
Barnhardt	1	0	0.0	0	0
Walsh	8	0	0.0	3	0
Saints	**483**	**1709**	**3.5**	**65t**	**15**
Opponents	**334**	**1213**	**3.6**	**33**	**6**

RECEIVING	No	Yds	Avg	LG	TD
E. Martin	66	803	12.2	30	4
Turner	64	927	14.5	65t	8
Early	32	541	16.9	52	2
Fenerty	26	235	9.0	50t	2
Tice	22	230	10.5	22	0
Hilliard	21	127	6.0	14t	1
Carroll	18	184	10.2	31t	1
Brenner	16	179	11.2	21	0
Jordan	15	92	6.1	19	1
Heyward	4	34	8.5	22t	1
Newman	3	33	11.0	14	0
Scales	3	23	7.7	14	0
McAfee	1	8	8.0	8	0
Wainright	1	3	3.0	3	0
Saints	**292**	**3419**	**11.7**	**65t**	**20**
Opponents	**259**	**3057**	**11.8**	**80t**	**12**

INTERCEPTIONS	No	Yds	Avg	LG	TD
Atkins	5	198	39.6	79	0
V. Buck	5	12	2.4	12	0
Glenn	4	35	8.8	18	0
Jones	3	61	20.3	51	0
Cook	3	54	18.0	22	0
Maxie	3	33	11.0	31t	1
Mills	2	13	6.5	8	0
Swilling	1	39	39.0	39t	1
V. Johnson	1	19	19.0	19	0
Thompson	1	14	14.0	14	0
Petry	1	4	4.0	4	0
Saints	**29**	**482**	**16.6**	**79**	**2**
Opponents	**15**	**257**	**17.1**	**59t**	**2**

PUNTING	No	Yds	Avg	Net	TB	I20	LG	B
Barnhardt	86	3743	43.5	35.3	10	20	61	1
Saints	**87**	**3743**	**43.0**	**35.3**	**10**	**20**	**61**	**1**
Opponents	**88**	**3725**	**42.3**	**37.1**	**7**	**20**	**64**	**1**

PUNT RET	Ret	FC	Yds	Avg	LG	TD
V. Buck	31	13	260	8.4	52	0
Fenerty	12	6	55	4.6	13	0
Morse	1	0	2	2.0	2	0
Saints	**44**	**19**	**317**	**7.2**	**52**	**0**
Opponents	**50**	**11**	**470**	**9.4**	**40**	**0**

KICKOFF RET	No	Yds	Avg	LG	TD
Atkins	20	368	18.4	27	0
Jennings	12	213	17.8	24	0
Early	9	168	18.7	34	0
Morse	3	60	20.0	21	0
Fenerty	2	28	14.0	14	0
Jordan	2	18	9.0	18	0
Glenn	1	10	10.0	10	0
McAfee	1	14	14.0	14	0
Saints	**50**	**879**	**17.6**	**34**	**0**
Opponents	**35**	**851**	**24.3**	**98t**	**2**

FIELD GOALS	1-19	20-29	30-39	40-49	50+
Andersen	0/0	6/6	11/13	6/9	2/4
Saints	**0/0**	**6/6**	**11/13**	**6/9**	**2/4**
Opponents	**1/1**	**3/3**	**5/6**	**6/7**	**2/4**

Andersen: (47G, 31G) (40G) (42G) (34G, 30G, 38G, 26G) (23G, 31G) (36G, 43N, 26G) (32G, 28G, 48G, 40N) (60G) (45G, 37N) (21G) (39N) (39G, 31G, 55N) (52G) (54N) (37G, 41N, 42G) (27G, 39G)

Opponents: (37G, 37N) (23G) ( ) ( ) ( ) (48G, 41G) ( ) (34G, 48G, 51N) (31G) (32G, 44N) (19G) (25G, 27G, 50G) (42G) (50G, 41G, 40G) (52N) (38G)

1991 NFC WEST STANDINGS
Saints Finish: 1st place

	W	L	T	Pct.
New Orleans	**11**	**5**	**0**	**.688**
Atlanta	10	6	0	.625
San Francisco	10	6	0	.625
L.A. Rams	3	13	0	.188

PASSING	Att	Cmp	Yds	Cmp%	Yds/Att	TD	TD%	Int	Int%	Long	Sk/Yds	Rating
Walsh	255	141	1638	55.3	6.42	11	4.3	6	2.4	41	3/26	79.5
Hebert	248	149	1676	60.1	6.76	9	3.6	8	3.2	65t	16/134	79.0
M. Buck	2	1	61	50.0	30.50	0	0.0	1	50.0	61	0/0	56.3
Heyward	1	1	44	100.0	44.00	0	0.0	0	0.0	44	0/0	118.8
Saints	**506**	**292**	**3419**	**57.7**	**6.76**	**20**	**4.0**	**15**	**3.0**	**65t**	**19/160**	**79.2**
Opponents	**491**	**259**	**3057**	**52.7**	**6.23**	**12**	**2.4**	**29**	**5.9**	**80t**	**50/337**	**55.5**

1992 SAINTS STATISTICS

RECORD: 12-4 FINISH: 2nd-NFC WEST

Date	W/L	Score	Opponent	Attendance
9/6	L	13-15	at Philadelphia	63,513
9/13	**W**	**28-6**	**Chicago**	**68,591**
9/20	W	10-7	at Atlanta	67,328
9/27	**L**	**10-16**	**San Francisco**	**68,591**
10/4	W	13-7	at Detroit	66,971
10/11	**W**	**13-10**	**L.A. Rams**	**68,591**
10/18	W	30-21	at Phoenix	27,735
11/1	**W**	**23-21**	**Tampa Bay**	**68,591**
11/8	W	31-14	at New England	45,413
11/15	L	20-21	at San Francisco	64,895
11/23	**W**	**20-3**	**Washington**	**68,591**
11/29	**W**	**24-13**	**Miami**	**68,591**
12/3	**W**	**22-14**	**Atlanta**	**68,591**
12/13	W	37-14	at L.A. Rams	47,355
12/20	**L**	**16-20**	**Buffalo**	**68,591**
12/26	W	20-0	at New York Jets	45,614

TEAM STATISTICS	N.O.	OPP.
TOTAL FIRST DOWNS	**267**	**246**
Rushing	92	86
Passing	155	146
Penalty	20	14
3rd Down: Made/Att.	75/197	71/209
3rd Down Pct.	38.1	34.0
4th Down: Made/Att.	3/8	8/18
4th Down Pct.	37.5	44.4
POSSESSION AVG.	**31:10**	**28:50**
TOTAL NET YARDS	**4806**	**4075**
Avg. Per Game	300.4	254.7
Total Plays	895	949
Avg. Per Play	5.4	4.3
NET YARDS RUSHING	**1628**	**1605**
Avg. Per Game	101.8	100.3
Total Rushes	454	381
NET YARDS PASSING	**3178**	**2470**
Avg. Per Game	198.6	154.4
Sacked/Yards Lost	15/119	57/376
Gross Yards	3297	2846
Att./Completions	426/251	511/287
Completion Pct.	58.9	56.2
Had Intercepted	16	18
PUNTS/AVERAGE	**67/44.0**	**89/41.2**
NET PUNTING AVG.	**67/37.7**	**89/37.0**
PENALTIES/YARDS	**60/567**	**77/729**
FUMBLES/BALL LOST	**27/13**	**37/20**
TOUCHDOWNS	**35**	**24**
Rushing	10	8
Passing	19	13
Returns	6	3

Score by Periods	1	2	3	4	OT	TOT
Saints	70	86	91	83	0	330
Opponents	26	64	31	81	0	202

SCORING	TD	Ru	Pa	Rt	PAT	FG	S	TP
Andersen	0	0	0	0	33/34	29/34	0	120
Hilliard	7	3	4	0			0	42
Early	5	0	5	0			0	30
E. Martin	5	0	5	0			0	30
Dunbar	3	3	0	0			0	18
Heyward	3	3	0	0			0	18
Small	3	0	3	0			0	18
Carroll	2	0	2	0			0	12
Goff	2	0	0	2			0	12
V. Buck	1	0	0	1			0	6
Cook	1	0	0	1			0	6
Jones	1	0	0	1			0	6
McAfee	1	1	0	0			0	6
Mills	1	0	0	1			0	6
Saints	**35**	**10**	**19**	**6**	**33/34**	**29/34**	**0**	**330**
Opponents	**24**	**8**	**13**	**3**	**22/24**	**12/17**	**0**	**202**

SACKS: W. Martin 15.5, Jackson 13.5, Swilling 10.5, Warren 4.0, Wilks 4.0, Mills 3.0, Turnbull 1.5, Cook 1.0, Johnson 1.0, Maxie 1.0, Miller 1.0, V. Buck 0.5, Smeenge 0.5, **Saints 57.0, Opp. 15.0**

RUSHING	No	Yds	Avg	LG	TD
Dunbar	154	565	3.7	25	3
Hilliard	115	445	3.9	22	3
Heyward	104	416	4.0	23	3
McAfee	39	114	2.9	19	1
Hebert	32	95	3.0	18	0
Early	3	-1	-.3	7	0
Barnhardt	4	-2	-.5	12	0
M. Buck	3	-4	-1.3	-1	0
Saints	**454**	**1628**	**3.6**	**25**	**10**
Opponents	**381**	**1605**	**4.2**	**41**	**8**

RECEIVING	No	Yds	Avg	LG	TD
E. Martin	68	1041	15.3	52t	5
Hilliard	48	465	9.7	41	4
Early	30	566	18.9	59t	5
Small	23	278	12.1	33	3
Heyward	19	159	8.4	21	0
Carroll	18	292	16.2	72t	2
Brenner	12	161	13.4	23	0
Wainright	9	143	15.9	29	0
Dunbar	9	62	6.9	13	0
Turner	5	43	8.6	18	0
Stowers	4	23	5.8	8	0
Newman	3	21	7.0	8	0
McAfee	1	16	16.0	16	0
Dowdell	1	6	6.0	6	0
Lipps	1	1	1.0	1	0
Cooper	0	20	---	20	0
Saints	**251**	**3297**	**13.1**	**72t**	**19**
Opponents	**287**	**2846**	**9.9**	**44**	**13**

INTERCEPTIONS	No	Yds	Avg	LG	TD
Cook	6	90	15.0	48t	1
Atkins	3	0	0.0	0	0
Jones	2	71	35.5	71t	1
V. Buck	2	51	25.5	34t	1
Taylor	2	20	10.0	20	0
Maxie	2	12	6.0	8	0
Mills	1	10	10.0	10	0
Saints	**18**	**254**	**14.1**	**71t**	**3**
Opponents	**16**	**280**	**17.5**	**56t**	**2**

PUNTING	No	Yds	Avg	Net	TB	I20	LG	B
Barnhardt	67	2947	44.0	37.7	10	19	62	0
Saints	**67**	**2947**	**44.0**	**37.7**	**10**	**19**	**62**	**0**
Opponents	**89**	**3666**	**41.2**	**37.0**	**7**	**18**	**59**	**1**

PUNT RET	Ret	FC	Yds	Avg	LG	TD
Newman	23	10	158	6.9	18	0
Dowdell	12	6	37	3.1	34	0
Lipps	5	1	22	4.4	16	0
Turner	3	0	10	3.3	5	0
V. Buck	2	4	4	2.0	3	0
Saints	**45**	**21**	**231**	**5.1**	**34**	**0**
Opponents	**31**	**21**	**218**	**7.0**	**34**	**0**

KICKOFF RET	No	Yds	Avg	LG	TD
McAfee	19	393	20.7	38	0
Dunbar	10	187	18.7	27	0
Hilliard	7	130	18.6	48	0
Newman	3	62	20.7	29	0
Heyward	1	14	14.0	14	0
Jordan	1	18	18.0	18	0
Kennard	1	11	11.0	11	0
Saints	**42**	**815**	**19.4**	**48**	**0**
Opponents	**40**	**923**	**23.1**	**60**	**0**

FIELD GOALS	1-19	20-29	30-39	40-49	50+
Andersen	0/0	10/10	8/10	8/11	3/3
Saints	**0/0**	**10/10**	**8/10**	**8/11**	**3/3**
Opponents	**1/1**	**3/3**	**5/7**	**3/4**	**0/2**

Andersen: (39G, 31G, 41N) (42N) (47G) (42G, 37N) (47N, 50G, 20G) (26G, 30G) (52G) (39N, 31G, 45G, 50G) (46G) (29G, 42G) (43G, 45G) (26G) (20G, 31G, 24G, 26G, 37G) (21G) (35G, 27G, 42G) (27G, 36G)

Opponents: (18G) (39G, 30G, 37N) (41N) (40G, 26G, 42G) ( ) (30G) ( ) ( ) ( ) (32N) (34G) (55N, 48G, 34G) ( ) ( ) (25G, 50N, 29G) ( )

1992 NFC WEST STANDINGS
Saints Finish: 2nd place

	W	L	T	Pct.
San Francisco	14	2	0	.875
New Orleans	**12**	**4**	**0**	**.750**
Atlanta	6	10	0	.375
L.A. Rams	6	10	0	.375

PASSING	Att	Cmp	Yds	Cmp%	Yds/Att	TD	TD%	Int	Int%	Long	Sk/Yds	Rating
Hebert	422	249	3287	59.0	7.79	19	4.5	16	3.8	72t	15/119	82.9
M. Buck	4	2	10	50.0	2.50	0	0.0	0	0.0	10	0/0	56.3
Team	**426**	**251**	**3297**	**58.9**	**7.74**	**19**	**4.5**	**16**	**3.8**	**72t**	**15/119**	**82.6**
Opponents	**511**	**287**	**2846**	**56.2**	**5.57**	**13**	**2.5**	**18**	**3.5**	**44**	**57/376**	**65.9**

1993 SAINTS STATISTICS

RECORD: 8-8 FINISH: 2nd-NFC WEST

Date	W/L	Score	Opponent	Attendance
9/5	**W**	**33-21**	**Houston**	**69,029**
9/12	W	34-31	at Atlanta	64,287
9/19	**W**	**14-3**	**Detroit**	**69,039**
9/26	**W**	**16-13**	**San Francisco**	**69,041**
10/3	W	37-6	at L.A. Rams	50,709
10/17	L	14-37	at Pittsburgh	56,056
10/24	**L**	**15-26**	**Atlanta**	**69,043**
10/31	W	20-17	at Phoenix	36,778
11/14	**L**	**17-19**	**Green Bay**	**69,043**
11/22	L	7-42	at San Francisco	66,500
11/28	W	17-14	at Minnesota	53,030
12/5	L	13-17	at Cleveland	60,388
12/12	**L**	**20-23**	**L.A. Rams**	**69,033**
12/20	**L**	**14-24**	**New York Giants**	**69,036**
12/26	L	26-37	at Philadelphia	50,085
1/2	**W**	**20-13**	**Cincinnati**	**58,036**

TEAM STATISTICS	N.O.	OPP.
TOTAL FIRST DOWNS	**264**	**273**
Rushing	94	116
Passing	158	145
Penalty	12	12
3rd Down: Made/Att.	72/203	92/227
3rd Down Pct.	35.5	40.5
4th Down: Made/Att.	7/11	9/16
4th Down Pct.	63.6	56.3
POSSESSION AVG.	**28:32**	**31:28**
TOTAL NET YARDS	**4707**	**4696**
Avg. Per Game	294.2	293.5
Total Plays	935	1008
Avg. Per Play	5.0	4.7
NET YARDS RUSHING	**1766**	**2090**
Avg. Per Game	110.4	130.6
Total Rushes	414	513
NET YARDS PASSING	**2941**	**2606**
Avg. Per Game	183.8	162.9
Sacked/Yards Lost	40/242	51/318
Gross Yards	3183	2924
Att./Completions	481/274	444/259
Completion Pct.	57.0	58.3
Had Intercepted	21	10
PUNTS/AVERAGE	**77/43.6**	**80/42.3**
NET PUNTING AVG.	**77/37.5**	**80/34.8**
PENALTIES/YARDS	**81/663**	**86/590**
FUMBLES/BALL LOST	**24/13**	**30/20**
TOUCHDOWNS	**33**	**39**
Rushing	10	7
Passing	18	22
Returns	5	10

Score by Periods	1	2	3	4	OT	TOT
Saints	66	80	60	111	0	317
Opponents	78	106	72	87	0	343

SCORING	TD	Ru	Pa	Rt	PAT	FG	S	TP
Andersen	0	0	0	0	33/33	28/35	0	117
Early	6	0	6	0			0	36
Brown	3	2	1	0			0	18
Hilliard	3	2	1	0			0	18
Hughes	3	0	0	3			0	18
E. Martin	3	0	3	0			0	18
Muster	3	3	0	0			0	18
Smith	2	0	2	0			0	12
Brenner	1	0	1	0			0	6
Dowdell	1	0	1	0			0	6
McAfee	1	1	0	0			0	6
Mills	1	0	0	1			0	6
Neal	1	1	0	0			0	6
Ned	1	1	0	0			0	6
Newman	1	0	1	0			0	6
Small	1	0	1	0			0	6
Turner	1	0	1	0			0	6
Warren	1	0	0	1			0	6
Stowers	0	0	0	0			1	2
Saints	**33**	**10**	**18**	**5**	**33/33**	**28/35**	**1**	**317**
Opponents	**39**	**7**	**22**	**10**	**35/39**	**24/30**	**1**	**343**

SACKS: Turnbull 13.0, Jackson 11.5, Johnson 5.0, W. Martin 5.0, V. Buck 3.0, Miller 2.5, Goff 2.0, Mills 2.0, James E. Williams 2.0, Atkins 1.0, Cook 1.0, Jones 1.0, Smeenge 1.0, Warren 1.0, **Saints 51.0, Opp. 40.0**

RUSHING	No	Yds	Avg	LG	TD
Brown	180	705	3.9	60	2
Wilson	31	230	7.4	44	0
Muster	64	214	3.3	18	3
Neal	21	175	8.3	74t	1
Hilliard	50	165	3.3	16	2
McAfee	51	160	3.1	27	1
Ned	9	71	7.9	35t	1
Early	2	32	16.0	26	0
Barnhardt	1	18	18.0	18	0
M. Buck	1	0	0.0	0	0
Walsh	4	-4	-1.0	-1	0
Saints	**414**	**1766**	**4.3**	**74t**	**10**
Opponents	**513**	**2090**	**4.1**	**71t**	**7**

RECEIVING	No	Yds	Avg	LG	TD
E. Martin	66	950	14.4	54t	3
Early	45	670	14.9	63t	6
Hilliard	40	296	7.4	34	1
Muster	23	195	8.5	31	0
Brown	21	170	8.1	19	1
Smith	16	180	11.3	23	2
Small	16	164	10.3	17	1
Turner	12	163	13.6	52	1
Brenner	11	171	15.5	27	1
Ned	9	54	6.0	14	0
Newman	8	121	15.1	32	1
Dowdell	6	46	7.7	11t	1
McAfee	1	3	3.0	3	0
Saints	**274**	**3183**	**11.6**	**63t**	**18**
Opponents	**259**	**2924**	**11.3**	**98t**	**22**

INTERCEPTIONS	No	Yds	Avg	LG	TD
Atkins	3	59	19.7	37	0
Taylor	2	32	16.0	30	0
V. Buck	2	28	14.0	28	0
Jones	1	12	12.0	12	0
Turnbull	1	2	2.0	2	0
Cook	1	0	0.0	0	0
Saints	**10**	**133**	**13.3**	**37**	**0**
Opponents	**21**	**444**	**21.1**	**67t**	**6**

PUNTING	No	Yds	Avg	Net	TB	I20	LG	B
Barnhardt	77	3356	43.6	37.5	6	26	58	0
Saints	**77**	**3356**	**43.6**	**37.5**	**6**	**26**	**58**	**0**
Opponents	**80**	**3384**	**42.3**	**34.8**	**4**	**20**	**60**	**0**

PUNT RET	Ret	FC	Yds	Avg	LG	TD
Hughes	37	21	503	13.6	83t	2
Newman	1	0	14	14.0	14	0
Saints	**38**	**21**	**517**	**13.6**	**83t**	**2**
Opponents	**36**	**18**	**348**	**9.7**	**75t**	**1**

KICKOFF RET	No	Yds	Avg	LG	TD
Hughes	30	753	25.1	99t	1
McAfee	28	580	20.7	55	0
Brown	3	58	19.3	23	0
Hilliard	1	17	17.0	17	0
Dowdell	0	52	---	52	0
Saints	**62**	**1460**	**23.5**	**99t**	**1**
Opponents	**40**	**788**	**19.7**	**47**	**0**

FIELD GOALS	1-19	20-29	30-39	40-49	50+
Andersen	2/2	7/7	7/7	11/14	1/5
Saints	**2/2**	**7/7**	**7/7**	**11/14**	**1/5**
Opponents	**1/1**	**8/9**	**9/9**	**5/6**	**1/5**

Andersen: (28G, 37G, 18G, 47G) (27G, 42N, 50N, 44G) ( ) (33G, 53N, 39G, 49G) (48G, 25G, 43G, 41N) ( ) (40G, 27G) (48G, 38G) (53N, 27G) ( ) (41N, 24G) (41G, 27G) (18G, 32G) ( ) (41G, 56G, 35G, 37G) (54N, 43G, 49G)

Opponents: (50N) (20G) (41G) (34G, 30G) (53G, 37G) (40G, 22G, 29G) (19G, 32G, 38G, 30G) (28G, 49N) (38G, 21G, 44G, 36G) (51N, 28N) (53N, 51N) (43G) (22G) (22G) (46G) (22G, 31G)

1993 NFC WEST STANDINGS
Saints Finish: 2nd place

	W	L	T	Pct.
San Francisco	10	6	0	.625
New Orleans	**8**	**8**	**0**	**.500**
Atlanta	6	10	0	.375
L.A. Rams	5	11	0	.313

PASSING	Att	Cmp	Yds	Cmp%	Yds/Att	TD	TD%	Int	Int%	Long	Sk/Yds	Rating
Wilson	388	221	2457	57.0	6.33	12	3.1	15	3.9	42t	37/225	70.1
M. Buck	54	32	448	59.3	8.30	4	7.4	3	5.6	63t	3/17	87.6
Walsh	38	20	271	52.6	7.13	2	5.3	3	7.9	54t	0/0	60.3
Barnhardt	1	1	7	100.0	7.00	0	0.0	0	0.0	7	0/0	95.8
Saints	**481**	**274**	**3183**	**57.0**	**6.62**	**18**	**3.7**	**21**	**4.4**	**63t**	**40/242**	**71.4**
Opponents	**444**	**259**	**2924**	**58.3**	**6.59**	**22**	**5.0**	**10**	**2.3**	**98t**	**51/318**	**85.3**

1994 SAINTS STATISTICS

RECORD: 7-9 FINISH: 2nd-NFC WEST

Date	W/L	Score	Opponent	Attendance
9/4	**L**	**17-30**	**Kansas City**	**69,362**
9/11	**L**	**24-38**	**Washington**	**58,049**
9/18	W	9-7	at Tampa Bay	45,522
9/25	L	13-24	at San Francisco	63,971
10/2	**W**	**27-22**	**New York Giants**	**55,076**
10/9	L	7-17	at Chicago	63,822
10/16	**L**	**22-36**	**San Diego**	**50,565**
10/23	**W**	**37-34**	**L.A. Rams**	**47,908**
11/6	L	20-21	at Minnesota	57,564
11/13	**W**	**33-32**	**Atlanta**	**60,313**
11/20	L	19-24	at L.A. Raiders	41,722
11/28	**L**	**14-35**	**San Francisco**	**61,304**
12/4	W	31-15	at L.A. Rams	34,960
12/11	W	29-20	at Atlanta	61,307
12/19	**L**	**16-24**	**Dallas**	**67,323**
12/24	W	30-28	at Denver	64,445

TEAM STATISTICS	N.O.	OPP.
TOTAL FIRST DOWNS	**308**	**337**
Rushing	78	106
Passing	203	208
Penalty	27	23
3rd Down: Made/Att.	71/199	91/210
3rd Down Pct.	35.7	43.3
4th Down: Made/Att.	8/16	11/19
4th Down Pct.	50.0	57.9
POSSESSION AVG.	**29:04**	**30:56**
TOTAL NET YARDS	**5182**	**5569**
Avg. Per Game	323.9	348.1
Total Plays	966	1053
Avg. Per Play	5.4	5.3
NET YARDS RUSHING	**1336**	**1758**
Avg. Per Game	83.5	109.9
Total Rushes	373	458
NET YARDS PASSING	**3846**	**3811**
Avg. Per Game	240.4	238.2
Sacked/Yards Lost	24/181	36/196
Gross Yards	4027	4007
Att./Completions	569/366	559/353
Completion Pct.	64.3	63.1
Had Intercepted	18	17
PUNTS/AVERAGE	**67/43.6**	**60/42.6**
NET PUNTING AVG.	**67/33.5**	**60/37.4**
PENALTIES/YARDS	**88/678**	**105/922**
FUMBLES/BALL LOST	**22/14**	**28/14**
TOUCHDOWNS	**38**	**45**
Rushing	11	10
Passing	22	28
Returns	5	7

Score by Periods	1	2	3	4	OT	TOT
Saints	42	132	77	97	0	348
Opponents	82	120	83	122	0	407

SCORING	TD	Ru	Pa	Rt	PAT	FG	S	TP
Andersen	0	0	0	0	32/32	28/39	0	116
Bates	6	6	0	0			0	36
Small	5	0	5	0			0	32
Haynes	5	0	5	0			0	30
Walls	4	0	4	0			0	26
Brown	4	3	1	0			0	24
Early	4	0	4	0			0	24
Hughes	4	0	0	4			0	24
Smith	3	0	3	0			0	18
Muster	1	1	0	0			0	6
Neal	1	1	0	0			0	6
J. Williams	1	0	0	1			0	6
Saints	**38**	**11**	**22**	**5**	**32/32**	**28/39**	**0**	**348**
Opponents	**45**	**10**	**28**	**7**	**41/41**	**30/37**	**0**	**407**

2 Pt. Conv.: Small, Walls, **Saints 2-6, Opp. 3-4**

SACKS: Conner 10.5, Wayne Martin 10.0, Turnbull 6.5, Warren 4.0, Buck 1.0, J. Johnson 1.0, Legette 1.0, Mills 1.0, Tubbs 1.0, **Saints 36.0, Opp. 24.0**

RUSHING	No	Yds	Avg	LG	TD
Bates	151	579	3.8	40	6
Brown	146	489	3.3	16	3
Neal	30	90	3.0	12	1
Haynes	4	43	10.8	15	0
Ned	11	36	3.3	15	0
Everett	15	35	2.3	14	0
Barnhardt	1	21	21.0	21	0
W. Wilson	7	15	2.1	9	0
Early	2	10	5.0	8	0
Dunbar	3	9	3.0	3	0
Hughes	2	6	3.0	7	0
Muster	1	3	3.0	3t	1
Saints	**373**	**1336**	**3.6**	**40**	**11**
Opponents	**458**	**1758**	**3.8**	**25t**	**10**

RECEIVING	No	Yds	Avg	LG	TD
Early	82	894	10.9	33	4
Haynes	77	985	12.8	78t	5
Small	49	719	14.7	75t	5
Brown	44	428	9.7	37	1
Smith	41	330	8.0	19	3
Walls	38	406	10.7	31	4
Ned	13	86	6.6	19	0
Muster	10	88	8.8	21	0
Bates	8	62	7.8	14	0
Neal	2	9	4.5	5	0
Mitchell	1	13	13.0	13	0
W. Williams	1	7	7.0	7	0
Saints	**366**	**4027**	**11.0**	**78t**	**22**
Opponents	**353**	**4007**	**11.4**	**59**	**28**

INTERCEPTIONS	No	Yds	Avg	LG	TD
Spencer	5	24	4.8	11	0
James E. Williams	2	42	21.0	33t	1
Hughes	2	31	15.5	31	0
Lee	2	3	1.5	3	0
Conner	1	56	56.0	56	0
Clark	1	30	30.0	30	0
Mills	1	10	10.0	10	0
Lumpkin	1	1	1.0	1	0
Buck	1	0	0.0	0	0
Tubbs	1	0	0.0	0	0
Saints	**17**	**197**	**11.6**	**56**	**1**
Opponents	**18**	**386**	**21.4**	**74t**	**3**

PUNTING	No	Yds	Avg	Net	TB	I20	LG	B
Barnhardt	67	2920	43.6	33.5	9	14	57	0
Saints	**67**	**2920**	**43.6**	**33.5**	**9**	**14**	**57**	**0**
Opponents	**60**	**2558**	**42.6**	**37.4**	**8**	**22**	**63**	**0**

PUNT RET	Ret	FC	Yds	Avg	LG	TD
Hughes	21	8	143	6.8	35	0
Mitchell	3	2	9	3.0	5	0
Legette	1	0	0	0.0	0	0
Saints	**25**	**10**	**152**	**6.1**	**35**	**0**
Opponents	**40**	**8**	**495**	**12.4**	**103t**	**2**

KICKOFF RET	No	Yds	Avg	LG	TD
Hughes	63	1556	24.7	98t	2
Ned	7	77	11.0	19	0
Mitchell	6	129	21.5	30	0
Smith	2	10	5.0	10	0
Bates	1	20	20.0	26	0
Brown	1	3	3.0	3	0
Dunbar	1	28	28.0	28	0
Neal	1	17	17.0	15	0
Saints	**82**	**1840**	**22.4**	**98t**	**2**
Opponents	**63**	**1493**	**23.7**	**86**	**0**

FIELD GOALS	1-19	20-29	30-39	40-49	50+
Andersen	0/0	9/9	11/14	8/10	0/6
Saints	**0/0**	**9/9**	**11/14**	**8/10**	**0/6**
Opponents	**0/0**	**8/10**	**12/13**	**9/11**	**1/3**

Andersen: (48G, 52N) (29G, 53N) (43G, 31G, 43G) (22G, 26G, 50N) (29G, 32G) (50B, 36N) (54N, 38N) (21G, 40G, 37G) (44G, 26G) (34G, 39G) (51N) ( ) (46G) (45G, 33G, 31G, 34G, 35G) (40N, 21G, 32G, 29G) (26G, 44B, 32B, 37G, 40G)

Opponents: (24G, 26N, 22G, 27G) (31G) (54N) (43G, 55N) (41G, 32G, 48B, 35G) (46G, 36N) (49G, 31G, 29G, 29G, 28G) (47G, 32G) ( ) (23G, 33G, 30G, 31G, 48G, 30G) (46B, 51G,) (40G, 48G) ( ) (42G, 21G) (30G, 20B) (32G, 30G)

1994 NFC WEST STANDINGS
Saints Finish: 2nd place

	W	L	T	Pct.
San Francisco	13	3	0	.813
New Orleans	**7**	**9**	**0**	**.438**
Atlanta	7	9	0	.438
L.A. Rams	4	12	0	.250

PASSING	Att	Cmp	Yds	Cmp%	Yds/Att	TD	TD%	Int	Int%	Long	Sk/Yds	Rating
Everett	540	346	3855	64.1	7.14	22	4.1	18	3.3	78t	21/164	84.9
W. Wilson	28	20	172	71.4	6.14	0	0.0	0	0.0	16	3/17	87.2
Barnhardt	1	0	0	0.0	0.00	0	0.0	0	0.0	0	0/0	39.6
Saints	**569**	**366**	**4027**	**64.3**	**7.08**	**22**	**3.9**	**18**	**3.2**	**78t**	**24/181**	**84.9**
Opponents	**559**	**353**	**4007**	**63.1**	**7.17**	**28**	**5.0**	**17**	**3.0**	**59**	**36/196**	**88.6**

1995 SAINTS STATISTICS

RECORD: 7-9 FINISH: 5th-NFC WEST

Date	W/L	Score	Opponent	Attendance
9/3	**L**	**22-24**	**San Francisco**	**66,627**
9/10	L	13-17	at St. Louis	59,335
9/17	**Lot**	**24-27**	**Atlanta**	**57,442**
9/24	L	29-45	at New York Giants	72,619
10/1	**L**	**10-15**	**Philadelphia**	**43,938**
10/15	**W**	**33-30**	**Miami**	**55,628**
10/22	L	3-20	at Carolina	55,484
10/29	W	11-7	at San Francisco	65,272
11/5	**W**	**19-10**	**St. Louis**	**43,120**
11/12	**W**	**17-14**	**Indianapolis**	**44,122**
11/19	L	24-43	at Minnesota	58,108
11/26	**W**	**34-26**	**Carolina**	**39,580**
12/3	W	31-17	at New England	59,876
12/10	L	14-19	at Atlanta	54,603
12/16	**L**	**23-34**	**Green Bay**	**50,132**
12/24	W	12-0	at New York Jets	28,885

TEAM STATISTICS	N.O.	OPP.
TOTAL FIRST DOWNS	**294**	**320**
Rushing	75	107
Passing	202	195
Penalty	17	18
3rd Down: Made/Att.	91/215	97/222
3rd Down: Pct.	42.3	43.7
4th Down: Made/Att.	5/11	8/13
4th Down: Pct.	45.5	61.5
POSSESSION AVG.	**28:15**	**31:45**
TOTAL NET YARDS	**5178**	**5561**
Avg. Per Game	323.6	347.6
Total Plays	984	1056
Avg. Per Play	5.3	5.3
NET YARDS RUSHING	**1390**	**1838**
Avg. Per Game	86.9	114.9
Total Rushes	383	469
NET YARDS PASSING	**3788**	**3723**
Avg. Per Game	236.8	232.7
Sacked/Yards Lost	28/214	44/275
Gross Yards	4002	3998
Att./Completions	573/349	543/329
Completion Pct.	60.9	60.6
Had Intercepted	14	17
PUNTS/AVERAGE	**74/40.1**	**66/41.8**
NET PUNTING AVG.	**74/35.6**	**66/35.6**
PENALTIES/YARDS	**86/688**	**109/830**
FUMBLES/BALL LOST	**19/11**	**29/12**
TOUCHDOWNS	**38**	**38**
Rushing	11	13
Passing	26	23
Returns	1	2

Score by Periods	1	2	3	4	OT	TOT
Saints	61	75	74	109	0	319
Opponents	71	132	81	61	3	348

SCORING	TD	Ru	Pa	Rt	PAT	FG	S	TP
Brien	0	0	0	0	16/16	12/17	0	52
Early	8	0	8	0			0	48
Bates	7	7	0	0			0	42
Small	6	1	5	0			0	36
Lohmiller	0	0	0	0	11/13	8/14	0	35
Walls	4	0	4	0			0	26
Haynes	4	0	4	0			0	24
Smith	3	0	3	0			0	20
Brown	2	1	1	0			0	12
Zellars	2	2	0	0			0	12
Lumpkin	1	0	0	1			0	6
Neal	1	0	1	0			0	6
Saints	**38**	**11**	**26**	**1**	**27/29**	**20/31**	**0**	**319**
Opponents	**38**	**13**	**23**	**2**	**33/33**	**27/35**	**0**	**348**

2 Pt. Conv.: Smith, Walls, **Saints 2-9, Opp. 3-5**

SACKS: Martin 13.0, Turnbull 7.0, Joe Johnson 5.5, Dixon 4.0, Porter 3.0, Broughton 2.0, Harvey 2.0, McIntosh 2.0, Stanley 2.0, Goff 1.5, Fields 1.0, B. Jones 1.0, Legette 1.0, Tubbs 1.0, **Saints 44.0, Opp. 28.0**

RUSHING	No	Yds	Avg	LG	TD
Bates	244	951	3.9	66t	7
Zellars	50	162	3.2	11	2
Brown	49	159	3.2	35t	1
Small	6	75	12.5	44t	1
Everett	24	42	1.8	9	0
Neal	5	3	0.6	3	0
Ned	3	1	0.3	5	0
Early	2	-3	-1.5	9	0
Saints	**383**	**1390**	**3.6**	**66t**	**11**
Opponents	**469**	**1838**	**3.9**	**51**	**13**

RECEIVING	No	Yds	Avg	LG	TD
Early	81	1087	13.4	70t	8
Walls	57	694	12.2	29	4
Smith	45	466	10.4	43	3
Haynes	41	597	14.6	48	4
Small	38	461	12.1	32t	5
Brown	35	266	7.6	19	1
Bates	18	114	6.3	26	0
Neal	12	123	10.3	69t	1
Zellars	7	33	4.7	9	0
DeRamus	6	76	12.7	27	0
Rhem	4	50	12.5	20	0
Ned	3	9	3.0	9	0
Newman	1	18	18.0	18	0
Botkin	1	8	8.0	8	0
Saints	**349**	**4002**	**11.5**	**70t**	**26**
Opponents	**329**	**3998**	**12.2**	**77t**	**23**

INTERCEPTIONS	No	Yds	Avg	LG	TD
Spencer	4	11	2.8	9	0
Allen	2	28	14.0	28	0
Hughes	2	19	9.5	19	0
Dixon	2	17	8.5	11	0
Pahukoa	2	12	6.0	12	0
Lumpkin	1	47	47.0	47t	1
Legette	1	43	43.0	43	0
Martin	1	12	12.0	12	0
Tubbs	1	6	6.0	6	0
McCleskey	1	0	0.0	0	0
Saints	**17**	**195**	**11.5**	**47t**	**1**
Opponents	**14**	**273**	**19.5**	**60**	**2**

PUNTING	No	Yds	Avg	Net	TB	I20	LG	B
Wilmsmeyer	73	2965	40.6	35.6	5	21	53	1
Saints	**74**	**2965**	**40.1**	**35.6**	**5**	**21**	**53**	**1**
Opponents	**66**	**2756**	**41.8**	**35.6**	**7**	**24**	**61**	**0**

PUNT RET	Ret	FC	Yds	Avg	LG	TD
Hughes	28	22	262	9.4	74	0
Legette	1	0	6	6.0	6	0
Buck	0	1	0	---	---	0
Saints	**29**	**23**	**268**	**9.2**	**74**	**0**
Opponents	**36**	**22**	**233**	**6.5**	**33**	**0**

KICKOFF RET	No	Yds	Avg	LG	TD
Hughes	66	1617	24.5	83	0
Neal	2	28	14.0	16	0
Ned	2	33	16.5	19	0
McCleskey	1	0	0.0	0	0
Smith	1	6	6.0	6	0
Walls	1	6	6.0	6	0
Saints	**73**	**1690**	**23.2**	**83**	**0**
Opponents	**68**	**1348**	**19.8**	**62**	**0**

FIELD GOALS	1-19	20-29	30-39	40-49	50+
Brien	0/0	4/4	4/6	4/6	0/1
Lohmiller	0/0	4/6	3/4	0/2	1/2
Saints	**0/0**	**8/10**	**7/10**	**4/8**	**1/3**
Opponents	**2/2**	**8/8**	**8/10**	**5/9**	**4/6**

Brien: ( ) ( ) ( ) ( ) ( ) ( ) ( ) ( ) ( ) (35G, 26G, 47G, 42G) (25G) (40N, 30G) (45G, 39G, 36N) (24G) ( ) (44N, 43G) (32G, 53N, 34N, 23G)

Lohmiller: (51G) (33G, 35N, 34G) (21G) (20G) (34G) (47N, 52N, 29N) (29G) (20G, 43N, 28N) ( ) ( ) ( ) ( ) ( ) ( ) ( ) ( ) ( )

Team: (51G) (33G, 35N, 34G) (21G) (20G) (34G) (47N, 52N, 29N) (29G) (20G, 43N, 28N) (35G, 26G, 47G, 42G) (25G) (40N, 30G) (45G, 39G, 36N) (24G) ( ) (44N, 43G) (32G, 53N, 34N, 23G)

Opponents: (33N, 28G) (31G, 47N) (19G, 33G, 46G, 21G) (51G) (20G, 43G, 36G, 37G, 42G) (54N, 20G) (45G, 37G) (37B) (32G, 52N) (45B, 41N) (37G, 20G, 19G) (22G) (39G, 43N) (25G, 51G, 55G, 55G) (47G, 20G) ( )

1995 NFC WEST STANDINGS
Saints Finish: 5th place

	W	L	T	Pct.
San Francisco	11	5	0	.688
Atlanta	9	7	0	.563
Carolina	7	9	0	.438
St. Louis	7	9	0	.438
New Orleans	**7**	**9**	**0**	**.438**

PASSING	Att	Cmp	Yds	Cmp%	Yds/Att	TD	TD%	Int	Int%	Long	Sk/Yds	Rating
Everett	567	345	3970	60.8	7.00	26	4.6	14	2.5	70t	27/210	87.0
Hodson	5	3	14	60.0	2.80	0	0.0	0	0.0	9	0/0	64.6
Wilmsmeyer	1	1	18	100.0	18.00	0	0.0	0	0.0	18	0/0	118.8
Small	0	0	0	---	---	0	---	0	---	---	1/4	---
Saints	**573**	**349**	**4002**	**60.9**	**6.98**	**26**	**4.5**	**14**	**2.4**	**70t**	**28/214**	**86.9**
Opponents	**543**	**329**	**3998**	**60.6**	**7.36**	**23**	**4.2**	**17**	**3.1**	**77t**	**44/275**	**84.3**

1996 SAINTS STATISTICS

RECORD: 3-13 **FINISH: 5th-NFC WEST**

Date	W/L	Score	Opponent	Attendance
9/1	L	11-27	at San Francisco	63,970
9/8	**L**	**20-22**	**Carolina**	**43,288**
9/15	L	15-30	at Cincinnati	45,412
9/22	**L**	**14-28**	**Arizona**	**34,316**
9/29	L	10-17	at Baltimore	61,063
10/6	**W**	**17-13**	**Jacksonville**	**34,231**
10/13	**W**	**27-24**	**Chicago**	**43,512**
10/20	L	7-19	at Carolina	70,888
11/03	**L**	**17-24**	**San Francisco**	**53,297**
11/10	**L**	**14-31**	**Houston**	**34,121**
11/17	L	15-17	at Atlanta	43,119
11/24	L	7-13	at Tampa Bay	40,203
12/1	**L**	**10-26**	**St. Louis**	**26,310**
12/8	**L**	**15-31**	**Atlanta**	**32,923**
12/15	W	17-3	at New York Giants	52,530
12/21	L	13-14	at St. Louis	57,681

TEAM STATISTICS	N.O.	OPP.
TOTAL FIRST DOWNS	**232**	**287**
Rushing	77	104
Passing	135	152
Penalty	20	31
3rd Down: Made/Att.	65/207	85/232
3rd Down: Pct.	31.4	36.6
4th Down: Made/Att.	6/19	9/16
4th Down: Pct.	31.6	56.3
POSSESSION AVG.	**27:33**	**32:27**
TOTAL NET YARDS	**4206**	**4910**
Avg. Per Game	262.9	306.9
Total Plays	923	1027
Avg. Per Play	4.6	4.8
NET YARDS RUSHING	**1308**	**2076**
Avg. Per Game	81.8	129.8
Total Rushes	386	521
NET YARDS PASSING	**2898**	**2834**
Avg. Per Game	181.1	177.1
Sacked/Yards Lost	22/171	41/283
Gross Yards	3069	3117
Att./Completions	515/295	465/267
Completion Pct.	57.3	57.4
Had Intercepted	17	12
PUNTS/AVERAGE	**87/40.8**	**74/43.0**
NET PUNTING AVG.	**87/32.5**	**74/40.1**
PENALTIES/YARDS	**114/853**	**102/823**
FUMBLES/BALL LOST	**30/20**	**25/10**
TOUCHDOWNS	**24**	**34**
Rushing	10	11
Passing	13	22
Returns	1	1

Score by Periods	1	2	3	4	OT	TOT
Saints	42	58	38	91	0	229
Opponents	80	105	78	76	0	339

SCORING	TD	Ru	Pa	Rt	PAT	FG	S	TP
Brien	0	0	0	0	18/18	21/25	0	81
Haynes	4	0	4	0			0	26
Bates	4	4	0	0			0	24
Zellars	4	4	0	0			0	24
Jeffires	3	0	3	0			0	18
Small	3	1	2	0			0	18
Neal	2	1	1	0			0	12
DeRamus	1	0	1	0			0	6
Guess	1	0	1	0			0	6
T. Johnson	1	0	1	0			0	6
B. Jones	1	0	0	1			0	6
Wilmsmeyer	0	0	0	0			0	2
Saints	**24**	**10**	**13**	**1**	**18/18**	**21/25**	**0**	**229**
Opponents	**34**	**11**	**22**	**1**	**32/32**	**33/42**	**0**	**339**

2 Pt. Conv.: Haynes, Wilmsmeyer, **Saints 2-6, Opp. 2-2**

SACKS: Martin 11.0, J. Johnson 7.5, Turnbull 6.5, Mickell 3.0, Broughton 2.0, Fields 2.0, Harvey 2.0, Molden 2.0, B. Smith 2.0, Robbins 1.0, Stokes 1.0, Tubbs 1.0, **Saints 41.0, Opp. 22.0**

RUSHING	No	Yds	Avg	LG	TD
Bates	164	584	3.6	33	4
Zellars	120	475	4.0	63	4
Neal	21	58	2.8	11	1
Whittle	20	52	2.6	15	0
Small	4	51	12.8	22	1
Ea. Hunter	14	44	3.1	9	0
Brown	13	30	2.3	12	0
Hayes	2	7	3.5	5	0
Nussmeier	3	6	2.0	6	0
Everett	22	3	0.1	3	0
DeRamus	1	2	2.0	2	0
Guess	2	-4	-2.0	-1	0
Saints	**386**	**1308**	**3.4**	**63**	**10**
Opponents	**521**	**2076**	**4.0**	**70t**	**11**

RECEIVING	No	Yds	Avg	LG	TD
Small	50	558	11.2	41	2
Haynes	44	786	17.9	51	4
Neal	31	194	6.3	23	1
Lusk	27	210	7.8	24	0
Whittle	26	162	6.2	28	0
Jeffires	20	215	10.8	27t	3
Ea. Hunter	17	138	8.1	22	0
DeRamus	15	182	12.1	28t	1
I. Smith	15	144	9.6	37	0
Bates	13	44	3.4	15	0
Zellars	9	45	5.0	12	0
Brown	8	54	6.8	18	0
Green	7	91	13.0	23	0
T. Johnson	7	76	10.9	17	1
Hayes	4	101	25.3	50	0
Guess	2	69	34.5	57t	1
Saints	**295**	**3069**	**10.4**	**57t**	**13**
Opponents	**267**	**3117**	**11.7**	**70**	**22**

INTERCEPTIONS	No	Yds	Avg	LG	TD
Newman	3	40	13.3	21	0
Jackson	3	24	8.0	10	0
McMillian	2	4	2.0	4	0
Molden	2	2	1.0	2	0
Allen	1	33	33.0	33	0
Tubbs	1	11	11.0	11	0
Saints	**12**	**114**	**9.5**	**33**	**0**
Opponents	**17**	**93**	**5.5**	**35**	**0**

PUNTING	No	Yds	Avg	Net	TB	I20	LG	B
Wilmsmeyer	87	3551	40.8	32.5	9	16	63	0
Saints	**87**	**3551**	**40.8**	**32.5**	**9**	**16**	**630**	
Opponents	**74**	**3184**	**43.0**	**40.1**	**3**	**25**	**67**	**0**

PUNT RET	Ret	FC	Yds	Avg	LG	TD
Hughes	30	20	152	5.1	16	0
Guess	1	0	7	7.0	7	0
Saints	**31**	**20**	**159**	**5.1**	**16**	**0**
Opponents	**43**	**21**	**546**	**12.7**	**84t**	**1**

KICKOFF RET	No	Yds	Avg	LG	TD
Hughes	70	1791	25.6	58	0
Ea. Hunter	1	20	20.0	20	0
Hayes	2	30	15.0	17	0
B. Smith	2	14	7.0	8	0
Brown	1	10	10.0	10	0
Lusk	1	16	16.0	16	0
McCleskey	1	18	18.0	18	0
Saints	**78**	**1899**	**24.3**	**58**	**0**
Opponents	**52**	**1155**	**22.2**	**71**	**0**

FIELD GOALS	1-19	20-29	30-39	40-49	50+
Brien	0/0	4/4	9/10	5/7	3/4
Saints	**0/0**	**4/4**	**9/10**	**5/7**	**3/4**
Opponents	**1/1**	**14/14**	**13/15**	**3/6**	**2/6**

Brien: (35G) (48G, 43G) (51G, 37G, 25G) ( ) (23G, 38N) (27G) (34G, 54G) ( ) (37G) (29G, 49G) (42G, 37G, 30G) ( ) (30G, 48N) (34G, 41B) (53N, 51G) (43G, 35G)

Opponents: (29G, 29G) (51G, 22G, 29G, 51G, 23G) (33G, 21G, 35G, 37N) (25G, 27G) (38G, 48N, 49N) (48N, 36G, 19G) (28G, 32N) (23G, 52N, 40G, 26G, 39G) (34G, 35G, 27G) (25G) (55N, 38G, 52N, 52N) (43G, 38G) (35G, 32G, 49G, 27G) (33G) (30G) ( )

1996 NFC WEST STANDINGS
Saints Finish: 5th place

	W	L	T	Pct.
Carolina	12	4	0	.750
San Francisco	12	4	0	.750
St. Louis	6	10	0	.375
Atlanta	3	13	0	.188
New Orleans	**3**	**13**	**0**	**.188**

PASSING	Att	Cmp	Yds	Cmp%	Yds/Att	TD	TD%	Int	Int%	Long	Sk/Yds	Rating
Everett	464	267	2797	57.5	6.03	12	2.6	16	3.4	51	19/154	69.4
Nussmeier	50	28	272	56.0	5.44	1	2.0	1	2.0	57t	3/17	69.8
Ea. Hunter	1	0	0	0.0	0.00	0	0.0	0	0.0	0	0/0	39.6
Saints	**515**	**295**	**3069**	**57.3**	**5.96**	**13**	**2.5**	**17**	**3.3**	**57t**	**22/171**	**69.3**
Opponents	**465**	**267**	**3117**	**57.4**	**6.70**	**22**	**4.7**	**12**	**2.6**	**70**	**41/283**	**82.9**

1997 SAINTS STATISTICS

RECORD: 6-10 **FINISH: 4th-NFC WEST**

Date	W/L	Score	Opponent	Attendance
8/31	L	24-38	at St. Louis	64,575
9/7	**L**	**6-20**	**San Diego**	**65,760**
9/14	L	7-33	at San Francisco	61,838
9/21	**W**	**35-17**	**Detroit**	**50,016**
9/28	L	9-14	at New York Giants	68,891
10/5	W	20-17	at Chicago	58,865
10/12	**L**	**17-23**	**Atlanta**	**65,619**
10/19	**L**	**0-13**	**Carolina**	**50,963**
10/26	**L**	**0-23**	**San Francisco**	**60,443**
11/9	W	13-10	at Oakland	40,091
11/16	**Wot**	**20-17**	**Seattle**	**50,493**
11/23	L	3-20	at Atlanta	48,620
11/30	W	16-13	at Carolina	57,957
12/7	**L**	**27-34**	**St. Louis**	**54,803**
12/14	**W**	**27-10**	**Arizona**	**45,517**
12/21	L	13-25	at Kansas City	66,772

TEAM STATISTICS	N.O.	OPP.
TOTAL FIRST DOWNS	**229**	**280**
Rushing	78	95
Passing	127	168
Penalty	24	17
3rd Down: Made/Att.	54/207	102/252
3rd Down: Pct.	26.1	40.5
4th Down: Made/Att.	14/22	7/12
4th Down: Pct.	63.6	58.3
POSSESSION AVG.	**27:47**	**32:13**
TOTAL NET YARDS	**4045**	**4645**
Avg. Per Game	252.8	290.3
Total Plays	925	1073
Avg. Per Play	4.4	4.3
NET YARDS RUSHING	**1461**	**1764**
Avg. Per Game	91.3	110.3
Total Rushes	417	496
NET YARDS PASSING	**2584**	**2881**
Avg. Per Game	161.5	180.1
Sacked/Yards Lost	50/317	59/408
Gross Yards	2901	3289
Att./Completions	458/228	518/293
Completion Pct.	49.8	56.6
Had Intercepted	33	16
PUNTS/AVERAGE	**88/45.9**	**92/39.9**
NET PUNTING AVG.	**88/34.9**	**92/33.0**
PENALTIES/YARDS	**101/811**	**110/895**
FUMBLES/BALL LOST	**34/22**	**31/15**
TOUCHDOWNS	**24**	**35**
Rushing	9	11
Passing	13	21
Returns	2	3

Score by Periods	1	2	3	4	OT	TOT
Saints	22	76	38	98	3	237
Opponents	70	107	51	99	0	327

SCORING	TD	Ru	Pa	Rt	PAT	FG	S	TP
Brien	0	0	0	0	22/22	23/27	0	91
Hastings	5	0	5	0			0	32
Bates	4	4	0	0			0	24
Zellars	4	4	0	0			0	24
Guliford	2	0	1	1			0	12
Hill	2	0	2	0			0	12
Poole	2	0	2	0			0	12
Farquhar	1	0	1	0			0	6
Fields	1	0	0	1			0	6
Hobbs	1	0	1	0			0	6
Shuler	1	1	0	0			0	6
I. Smith	1	0	1	0			0	6
Saints	**24**	**9**	**13**	**2**	**22/22**	**23/27**	**0**	**237**
Opponents	**35**	**11**	**21**	**3**	**33/33**	**28/36**	**0**	**327**

2 Pt. Conv.: Hastings, **Saints 1-2, Opp. 0-2**

SACKS: Martin 10.5, J. Johnson 8.5, Fields 8.0, Glover 6.5, B. Smith 5.0, Mitchell 4.0, Molden 4.0, Mickell 3.5, Harvey 3.0, Tubbs 2.5, Sagapolutele 2.0, Tomich 1.0, Dixon 0.5, **Saints 59.0, Opp. 50.0**

RUSHING	No	Yds	Avg	LG	TD
Zellars	156	552	3.5	27	4
Bates	119	440	3.7	74t	4
T. Davis	75	271	3.6	20	0
Hobert	12	36	3.0	15	0
Shuler	22	38	1.7	8	1
Hastings	4	35	8.8	27	0
Nussmeier	8	30	3.8	15	0
Wuerffel	6	26	4.3	10	0
McCrary	8	15	1.9	8	0
Hill	1	11	11.0	11	0
Bender	5	9	1.8	6	0
Guliford	1	-2	-2.0	-2	0
Saints	**417**	**1461**	**3.5**	**74t**	**9**
Opponents	**496**	**1764**	**3.6**	**50**	**11**

RECEIVING	No	Yds	Avg	LG	TD
Hill	55	761	13.8	89t	2
Hastings	48	722	15.0	39	5
Zellars	31	263	8.5	38	0
Guliford	27	362	13.4	47	1
Farquhar	17	253	14.9	42	1
I. Smith	17	180	10.6	25	1
T. Davis	13	85	6.5	18	0
Bates	5	42	8.4	15	0
Poole	4	98	24.5	49	2
McCrary	4	17	4.3	11	0
Bech	3	50	16.7	22	0
Hobbs	2	41	20.5	21	1
Savoie	1	14	14.0	14	0
T. Johnson	1	13	13.0	13	0
Saints	**228**	**2901**	**12.7**	**89t**	**13**
Opponents	**293**	**3289**	**11.2**	**52**	**21**

INTERCEPTIONS	No	Yds	Avg	LG	TD
Knight	5	75	15.0	39	0
Newman	3	19	6.3	17	0
Washington	2	30	15.0	30	0
Allen	2	27	13.5	27	0
Tubbs	2	21	10.5	15	0
Kelly	1	15	15.0	15	0
Harvey	1	7	7.0	7	0
Saints	**16**	**194**	**12.1**	**39**	**0**
Opponents	**33**	**342**	**10.4**	**44t**	**1**

PUNTING	No	Yds	Avg	Net	TB	I20	LG	B
Royals	88	4038	45.9	34.9	13	21	66	0
Saints	**88**	**4038**	**45.9**	**34.9**	**13**	**21**	**66**	**0**
Opponents	**92**	**3668**	**39.9**	**33.0**	**7**	**27**	**62**	**1**

PUNT RET	Ret	FC	Yds	Avg	LG	TD
Guliford	47	26	498	10.6	32	0
Hastings	1	0	-2	-2.0	-2	0
Saints	**48**	**26**	**496**	**10.3**	**32**	**0**
Opponents	**50**	**14**	**706**	**14.1**	**82t**	**1**

KICKOFF RET	No	Yds	Avg	LG	TD
Guliford	43	1128	26.2	102t	1
T. Davis	9	173	19.2	29	0
Bech	3	47	15.7	30	0
McCrary	2	26	13.0	15	0
Tomich	1	0	0.0	0	0
Saints	**58**	**1374**	**23.7**	**102t**	**1**
Opponents	**51**	**1139**	**22.3**	**59**	**0**

FIELD GOALS	1-19	20-29	30-39	40-49	50+
Brien	1/1	2/2	10/10	6/9	4/5
Saints	**1/1**	**2/2**	**10/10**	**6/9**	**4/5**
Opponents	**0/0**	**8/9**	**12/14**	**6/11**	**2/2**

Brien: (31G, 53G, 46G) (37G, 31G) ( ) (50N, 48N) (36G, 32G, 39G) (38G, 48G) (35G) ( ) ( ) (48G, 44G) (19G, 38G) (22G, 42B) (50G, 51G, 45G) (49G, 53G) (20G, 33G) (41N)

Opponents: (36N, 36G) (37G, 34G) (43G, 22G, 40G, 38G) (47G) (46N) (23G) (25G, 32G, 55G) (25G, 23G) (36G, 51G, 29G) (43G) (36G, 33N, 45N) (43N, 43G, 22G) (44G, 26B, 31G) (45N, 37G, 34G, 48N) (30G) (30G, 25G)

1997 NFC WEST STANDINGS
Saints Finish: 4th place

	W	L	T	Pct.
San Francisco	13	3	0	.813
Atlanta	7	9	0	.438
Carolina	7	9	0	.438
New Orleans	**6**	**10**	**0**	**.375**
St. Louis	5	11	0	.313

PASSING	Att	Cmp	Yds	Cmp%	Yds/Att	TD	TD%	Int	Int%	Long	Sk/Yds	Rating
Shuler	203	106	1288	52.2	6.34	2	1.0	14	6.9	89t	21/132	46.6
Hobert	131	61	891	46.6	6.80	6	4.6	8	6.1	49	4/29	59.0
Wuerffel	91	42	518	46.2	5.69	4	4.4	8	8.8	47	18/116	42.3
Nussmeier	32	18	183	56.3	5.72	0	0.0	3	9.4	24	6/32	33.7
Bates	1	1	21	100.0	21.00	1	100.0	0	0.0	21t	0/0	158.3
Hill	0	0	0	---	---	0	---	0	---	---	1/8	---
Saints	**458**	**228**	**2901**	**49.8**	**6.33**	**13**	**2.8**	**33**	**7.2**	**89t**	**50/317**	**49.4**
Opponents	**518**	**293**	**3289**	**56.6**	**6.35**	**21**	**4.1**	**16**	**3.1**	**52**	**59/408**	**76.3**

1998 SAINTS STATISTICS

RECORD: 6-10 FINISH: 3rd-NFC WEST

Date	W/L	Score	Opponent	Attendance
9/6	W	24-17	at St. Louis	56,943
9/13	**W**	**19-14**	**Carolina**	**51,915**
9/27	Wot	19-13	at Indianapolis	48,480
10/4	**L**	**27-30**	**New England**	**56,172**
10/11	**L**	**0-31**	**San Francisco**	**62,811**
10/18	L	23-31	at Atlanta	60,774
10/25	**W**	**9-3**	**Tampa Bay**	**52,695**
11/1	L	17-31	at Carolina	62,514
11/8	L	24-31	at Minnesota	63,779
11/15	**W**	**24-3**	**St. Louis**	**46,430**
11/22	L	20-31	at San Francisco	68,429
11/29	L	10-30	at Miami	73,216
12/6	**W**	**22-3**	**Dallas**	**65,065**
12/13	**L**	**17-27**	**Atlanta**	**61,678**
12/20	L	17-19	at Arizona	51,617
12/27	**L**	**33-45**	**Buffalo**	**39,707**

TEAM STATISTICS	N.O.	OPP.
TOTAL FIRST DOWNS	**258**	**326**
Rushing	67	86
Passing	165	208
Penalty	26	32
3rd Down: Made/Att.	77/215	99/226
3rd Down: Pct.	35.8	43.8
4th Down: Made/Att.	6/17	4/9
4th Down: Pct.	35.3	44.4
POSSESSION AVG.	**28:03**	**31:57**
TOTAL NET YARDS	**4463**	**5668**
Avg. Per Game	278.9	354.3
Total Plays	966	1053
Avg. Per Play	4.6	5.4
NET YARDS RUSHING	**1325**	**1700**
Avg. Per Game	82.8	106.3
Total Rushes	374	467
NET YARDS PASSING	**3138**	**3968**
Avg. Per Game	196.1	248.0
Sacked/Yards Lost	57/376	47/288
Gross Yards	3514	4256
Att./Completions	535/278	539/328
Completion Pct.	52.0	60.9
Had Intercepted	19	21
PUNTS/AVERAGE	**90/45.4**	**75/43.5**
NET PUNTING AVG.	**90/35.8**	**75/36.7**
PENALTIES/YARDS	**121/928**	**132/1164**
FUMBLES/BALL LOST	**28/14**	**24/11**
TOUCHDOWNS	**35**	**40**
Rushing	6	13
Passing	19	24
Returns	10	3

Score by Periods	1	2	3	4	OT	TOT
Saints	50	125	41	83	6	305
Opponents	74	126	74	85	0	359

SCORING	TD	Ru	Pa	Rt	PAT	FG	S	TP
Brien	0	0	0	0	31/31	20/22	0	91
Cleeland	6	0	6	0			0	36
Craver	5	2	2	1			0	30
Bech	3	0	3	0			0	18
Hastings	3	0	3	0			0	18
L. Smith	3	1	2	0			0	18
Knight	2	0	0	2			0	12
Poole	2	0	2	0			0	12
Collins	1	1	0	0			0	6
T. Davis	1	1	0	0			0	6
Dawkins	1	0	1	0			0	6
Drakeford	1	0	0	1			0	6
Fields	1	0	0	1			0	6
J. Johnson	1	0	0	1			0	6
Kelly	1	0	0	1			0	6
Mitchell	1	0	0	1			0	6
Robbins	1	0	0	1			0	6
Weary	1	0	0	1			0	6
Zellars	1	1	0	0			0	6
Martin	0	0	0	0			1	2
Saints	**35**	**6**	**19**	**10**	**31/31**	**20/22**	**2**	**305**
Opponents	**40**	**13**	**24**	**3**	**39/39**	**26/33**	**0**	**359**

2 Pt. Conv.: Saints 0-3, Opp. 1-1

SACKS: Glover 10.0, J. Johnson 7.0, Fields 6.0, Tomich 6.0, Martin 3.0, Kei. Mitchell 2.5, Kev. Mitchell 2.5, Cherry 2.0, Cota 2.0, Hewitt 2.0, Aleaga 1.0, Bordano 1.0, Robbins 1.0, Wilson 1.0, **Saints 47.0, Opp. 57.0**

RUSHING	No	Yds	Avg	LG	TD
L. Smith	138	457	3.3	33	1
Craver	45	180	4.0	25	2
Zellars	56	162	2.9	15t	1
Collins	23	113	4.9	20	1
T. Davis	55	143	2.6	14	1
Perry	30	122	4.1	19	0
Wuerffel	11	60	5.5	18	0
Tolliver	11	43	3.9	16	0
Hastings	3	32	10.7	16	0
Hobert	2	13	6.5	14	0
Saints	**374**	**1325**	**3.5**	**33**	**6**
Opponents	**467**	**1700**	**3.6**	**61t**	**13**

RECEIVING	No	Yds	Avg	LG	TD
Cleeland	54	684	12.7	53	6
Dawkins	53	823	15.5	64t	1
Hastings	35	455	13.0	89t	3
Craver	33	214	6.5	49	2
Poole	24	509	21.2	82t	2
L. Smith	24	249	10.4	35t	2
T. Davis	16	99	6.2	19	0
Bech	14	264	18.9	72t	3
Guliford	10	124	12.4	24	0
Zellars	10	50	5.0	14	0
Farquhar	1	13	13.0	13	0
Slutzker	1	10	10.0	10	0
Wilcox	1	10	10.0	10	0
T. Johnson	1	8	8.0	8	0
Perry	1	2	2.0	2	0
Saints	**278**	**3514**	**12.6**	**89t**	**19**
Opponents	**328**	**4256**	**13.0**	**81t**	**24**

INTERCEPTIONS	No	Yds	Avg	LG	TD
Knight	6	171	28.5	91t	2
Drakeford	4	76	19.0	32t	1
Cota	4	16	4.0	9	0
Kelly	2	104	52.0	79t	1
Weary	2	64	32.0	63t	1
Molden	2	35	17.5	24	0
Glover	1	0	0.0	0	0
Saints	**21**	**466**	**22.2**	**91t**	**5**
Opponents	**19**	**186**	**9.8**	**56t**	**3**

PUNTING	No	Yds	Avg	Net	TB	I20	LG	B
Royals	88	4017	45.6	36.0	10	26	64	0
Brien	2	72	36.0	26.0	1	0	37	0
Saints	**90**	**4089**	**45.4**	**35.8**	**11**	**26**	**64**	**0**
Opponents	**75**	**3263**	**43.5**	**36.7**	**5**	**18**	**64**	**0**

PUNT RET	Ret	FC	Yds	Avg	LG	TD
Hastings	22	17	307	14.0	76	0
Guliford	10	7	101	10.1	40	0
Saints	**32**	**24**	**408**	**12.8**	**76**	**0**
Opponents	**53**	**5**	**649**	**12.2**	**55**	**0**

KICKOFF RET	No	Yds	Avg	LG	TD
Ismail	28	590	21.1	39	0
Guliford	18	431	23.9	34	0
Craver	7	212	30.3	100t	1
Little	4	64	16.0	20	0
T. Davis	2	21	10.5	19	0
Bech	1	20	20.0	20	0
Hastings	1	16	16.0	16	0
Tomich	1	0	0.0	0	0
Saints	**62**	**1354**	**21.8**	**100t**	**1**
Opponents	**52**	**1128**	**21.7**	**51**	**0**

FIELD GOALS	1-19	20-29	30-39	40-49	50+
Brien	0/0	7/7	3/3	6/6	4/6
Saints	**0/0**	**7/7**	**3/3**	**6/6**	**4/6**
Opponents	**1/1**	**5/5**	**11/12**	**6/10**	**3/5**

Brien: (36G) (46G, 56G) (22G, 20G) (21G, 37G) ( ) ( ) (46G, 50G, 41G) (49G) (20G) (26G) (47G, 53N, 22G) (43G) (53G, 53G) (36G) (28G, 54B)( )

Opponents: (34G) (45N) (52G, 19G) (34G, 49G, 27G) (42G, 45N, 37G, 43G) (22G, 45N) (52G, 32N, 48N) (54G) (28G) (33G, 53N) (45G) (27G, 32G, 34G) (33G) (49G, 33G) (51N, 21G, 38G, 46G, 36G) (35G)

1998 NFC WEST STANDINGS
Saints Finish: 3rd place

	W	L	T	Pct.
Atlanta	14	2	0	.875
San Francisco	12	4	0	.750
New Orleans	**6**	**10**	**0**	**.375**
Carolina	4	12	0	.250
St. Louis	4	12	0	.250

PASSING	Att	Cmp	Yds	Cmp%	Yds/Att	TD	TD%	Int	Int%	Long	Sk/Yds	Rating
Tolliver	199	110	1427	55.3	7.17	8	4.0	4	2.0	82t	11/88	83.1
Collins	191	94	1202	49.2	6.29	4	2.1	10	5.2	89t	21/140	54.5
Wuerffel	119	62	695	52.1	5.84	5	4.2	5	4.2	64t	23/131	66.3
Hobert	23	11	170	47.8	7.39	1	4.3	0	0.0	35t	2/17	87.2
L. Smith	2	1	20	50.0	10.00	1	50.0	0	0.0	20t	0/0	125.0
Craver	1	0	0	0.0	0.00	0	0.0	0	0.0	0	0/0	39.6
Saints	**535**	**278**	**3514**	**52.0**	**6.57**	**19**	**3.6**	**19**	**3.6**	**89t**	**57/376**	**69.8**
Opponents	**539**	**328**	**4256**	**60.9**	**7.90**	**24**	**4.5**	**21**	**3.9**	**81t**	**47/288**	**84.3**

1999 SAINTS STATISTICS

RECORD: 3-13 FINISH: 5th-NFC WEST

Date	W/L	Score	Opponent	Attendance
9/12	**W**	**19-10**	**Carolina**	**58,166**
9/19	L	21-28	at San Francisco	67,685
10/3	L	10-14	at Chicago	66,944
10/10	**L**	**17-20**	**Atlanta**	**57,289**
10/17	**L**	**21-24**	**Tennessee**	**51,875**
10/24	L	3-31	at New York Giants	77,982
10/31	**L**	**16-21**	**Cleveland**	**48,817**
11/7	**L**	**16-31**	**Tampa Bay**	**47,129**
11/14	**W**	**24-6**	**San Francisco**	**52,198**
11/21	L	23-41	at Jacksonville	69,772
11/28	L	12-43	at St. Louis	65,864
12/5	L	12-35	at Atlanta	62,568
12/12	**L**	**14-30**	**St. Louis**	**46,838**
12/19	L	8-31	at Baltimore	67,597
12/24	**W**	**31-24**	**Dallas**	**47,835**
1/2	L	13-45	at Carolina	56,929

TEAM STATISTICS	N.O.	OPP.
TOTAL FIRST DOWNS	**288**	**297**
Rushing	97	105
Passing	159	170
Penalty	32	22
3rd Down: Made/Att.	74/220	79/204
3rd Down: Pct.	33.6	38.7
4th Down: Made/Att.	8/22	8/11
4th Down: Pct.	36.4	72.7
POSSESSION AVG.	**30:54**	**29:06**
TOTAL NET YARDS	**4983**	**5318**
Avg. Per Game	311.4	332.4
Total Plays	1055	966
Avg. Per Play	4.7	5.5
NET YARDS RUSHING	**1690**	**1774**
Avg. Per Game	105.6	110.9
Total Rushes	461	432
NET YARDS PASSING	**3293**	**3544**
Avg. Per Game	205.8	221.5
Sacked/Yards Lost	41/305	45/277
Gross Yards	3598	3821
Att./Completions	553/288	489/291
Completion Pct.	52.1	59.5
Had Intercepted	30	19
PUNTS/AVERAGE	**83/39.5**	**77/41.3**
NET PUNTING AVG.	**83/34.9**	**77/36.2**
PENALTIES/YARDS	**110/877**	**124/1006**
FUMBLES/BALL LOST	**26/9**	**22/15**
TOUCHDOWNS	**27**	**55**
Rushing	9	15
Passing	16	34
Returns	2	6

Score by Periods	1	2	3	4	OT	TOT
Saints	59	91	39	71	0	260
Opponents	79	124	104	127	0	434

SCORING	TD	Ru	Pa	Rt	PAT	FG	S	TP
Brien	0	0	0	0	20/21	24/29	0	92
Poole	6	0	6	0			0	36
Kennison	4	0	4	0			0	26
Tolliver	3	3	0	0			0	18
Delhomme	2	2	0	0			0	12
R. Williams	2	2	0	0			0	12
Bech	1	0	1	0			0	8
Cleeland	1	0	1	0			0	8
Dawsey	1	0	1	0			0	6
Drakeford	1	0	0	1			0	6
Hastings	1	0	1	0			0	6
Hobert	1	1	0	0			0	6
Slutzker	1	0	1	0			0	6
L. Smith	1	0	1	0			0	6
Weary	1	0	0	1			0	6
Wuerffel	1	1	0	0			0	6
Saints	**27**	**9**	**16**	**2**	**20/21**	**24/29**	**0**	**260**
Opponents	**55**	**15**	**34**	**6**	**54/54**	**16/23**	**0**	**434**

2-Pt. Conv.: Bech, Cleeland, Kennison, **Saints** **3-6, Opp. 1-1**

SACKS: Glover 8.5, Whitehead 7.0, B. Smith 6.0, Wilson 5.5, Martin 4.5, Fields 4.0, Kei. Mitchell 3.5, Tomich 3.0, Robbins 2.0, Hewitt 1.0, **Saints 45.0, Opp. 41.0**

RUSHING	No	Yds	Avg	LG	TD
Ri. Williams	253	884	3.5	25	2
L. Smith	60	205	3.4	24	0
Perry	48	180	3.8	22	0
Tolliver	26	142	5.5	33	3
Delhomme	11	72	6.5	27	2
Hobert	12	47	3.9	10	1
Craver	17	40	2.4	8	0
Davis	20	32	1.6	7	0
Wuerffel	2	29	14.5	29t	1
Kennison	3	20	6.7	15	0
Philyaw	4	16	4.0	18	0
Poole	1	14	14.0	14	0
Barnhardt	1	4	4.0	4	0
Hastings	1	4	4.0	4	0
Powell	1	1	1.0	1	0
P.J. Franklin	1	0	0.0	0	0
Saints	**461**	**1690**	**3.7**	**33**	**9**
Opponents	**432**	**1774**	**4.1**	**40**	**15**

RECEIVING	No	Yds	Avg	LG	TD
Kennison	61	835	13.7	90t	4
Poole	42	796	19.0	67t	6
Hastings	40	564	14.1	42	1
Ri. Williams	28	172	6.1	29	0
Cleeland	26	325	12.5	31	1
L. Smith	20	151	7.6	26	1
Craver	19	154	8.1	29	0
Dawsey	16	196	12.3	57	1
Slutzker	11	164	14.9	42	1
Davis	7	53	7.6	20	0
Wilcox	6	61	10.2	19	0
Bech	4	65	16.3	23t	1
Perry	4	26	6.5	11	0
Philyaw	2	23	11.5	14	0
P.J. Franklin	2	13	6.5	8	0
Saints	**288**	**3598**	**12.5**	**90t**	**16**
Opponents	**291**	**3821**	**13.1**	**62t**	**34**

INTERCEPTIONS	No	Yds	Avg	LG	TD
Ambrose	6	27	4.5	16	0
Clay	3	32	10.7	24	0
Keith Mitchell	3	22	7.3	18	0
Weary	2	49	24.5	27	0
Fields	2	0	0.0	0	0
Kelly	1	6	6.0	6	0
Molden	1	2	2.0	2	0
Knight	1	0	0.0	0	0
Saints	**19**	**138**	**7.3**	**27**	**0**
Opponents	**30**	**483**	**16.1**	**64t**	**4**

PUNTING	No	Yds	Avg	Net	TB	I20	LG	B
Barnhardt	82	3262	39.8	35.1	5	14	52	0
Brien	1	20	20.0	20.0	0	1	20	0
Saints	**83**	**3282**	**39.5**	**34.9**	**5**	**15**	**52**	**0**
Opponents	**77**	**3183**	**41.3**	**36.2**	**7**	**24**	**60**	**0**

PUNT RET	Ret	FC	Yds	Avg	LG	TD
Kennison	35	23	258	7.4	18	0
Saints	**35**	**23**	**258**	**7.4**	**18**	**0**
Opponents	**43**	**25**	**283**	**6.6**	**74t**	**1**

KICKOFF RET	No	Yds	Avg	LG	TD
Philyaw	53	1165	22.0	55	0
Davis	20	424	21.2	35	0
Perry	2	6	3.0	16	0
Bech	1	12	12.0	12	0
Craver	1	3	3.0	3	0
Dawsey	1	20	20.0	20	0
Gammon	1	9	9.0	9	0
Saints	**79**	**1639**	**20.7**	**55**	**0**
Opponents	**60**	**1473**	**24.6**	**95t**	**1**

FIELD GOALS	1-19	20-29	30-39	40-49	50+
Brien	0/0	9/11	6/7	7/9	2/2
Saints	**0/0**	**9/11**	**6/7**	**7/9**	**2/2**
Opponents	**1/1**	**2/2**	**7/8**	**4/8**	**2/4**

Brien: (46G, 21G) ( ) (30G) (28N, 42G, 49N) (24G, 42G) (25G) (47N, 49G, 22G, 46G) (29G, 39G, 37G) (28G) (52G, 39N) (51G, 42G, 45G, 35G, 24N) (24G, 34G) (29G, 26G) ( ) (32G) ( )

Opponents: (52G, 53N) ( ) (32N) (36G, 44G) (42N, 19G) (41G) (46N) (35G, 51N) (52G, 22G) (45G, 32G) ( ) ( ) (40G, 30G, 41N, 40N, 38G) (36G) (33G) (27G)

1999 NFC WEST STANDINGS
Saints Finish: 5th place

	W	L	T	Pct.
St. Louis	13	3	0	.813
Carolina	8	8	0	.500
Atlanta	5	11	0	.313
San Francisco	4	12	0	.250
New Orleans	**3**	**13**	**0**	**.188**

PASSING	Att	Cmp	Yds	Cmp%	Yds/Att	TD	TD%	Int	Int%	Long	Sk/Yds	Rating
Tolliver	268	139	1916	51.9	7.15	7	2.6	16	6.0	57	19/152	58.9
Hobert	159	85	970	53.5	6.10	6	3.8	6	3.8	90t	11/79	68.9
Delhomme	76	42	521	55.3	6.86	3	3.9	5	6.6	51t	6/42	62.4
Wuerffel	48	22	191	45.8	3.98	0	0.0	3	6.3	22	5/32	30.8
L. Smith	1	0	0	0.0	0.00	0	0.0	0	0.0	0	0/0	39.6
R. Williams	1	0	0	0.0	0.00	0	0.0	0	0.0	0	0/0	39.6
Saints	**553**	**288**	**3598**	**52.1**	**6.51**	**16**	**2.9**	**30**	**5.4**	**90t**	**41/305**	**59.6**
Opponents	**489**	**291**	**3821**	**59.5**	**7.81**	**34**	**7.0**	**19**	**3.9**	**62t**	**45/277**	**91.2**

2000 SAINTS STATISTICS

RECORD: 10-6 FINISH: 1st-NFC WEST

Date	W/L	Score	Opponent	Attendance
9/3	**L**	**10-14**	**Detroit**	**64,900**
9/10	W	28-27	at San Diego	51,300
9/17	L	10-20	at Seattle	59,513
9/24	**L**	**7-21**	**Philadelphia**	**64,900**
10/8	W	31-10	at Chicago	66,944
10/15	**W**	**24-6**	**Carolina**	**50,015**
10/22	W	21-19	at Atlanta	56,508
10/29	W	21-10	at Arizona	35,016
11/5	**W**	**31-15**	**San Francisco**	**64,900**
11/12	W	20-10	at Carolina	72,981
11/19	**L**	**22-31**	**Oakland**	**64,900**
11/26	W	31-24	at St. Louis	66,064
12/3	**L**	**23-38**	**Denver**	**64,900**
12/10	W	31-27	at San Francisco	67,892
12/17	**W**	**23-7**	**Atlanta**	**64,900**
12/24	**L**	**21-26**	**St. Louis**	**64,900**

TEAM STATISTICS	N.O.	OPP.
TOTAL FIRST DOWNS	**312**	**279**
Rushing	117	95
Passing	169	159
Penalty	26	25
3rd Down: Made/Att	97/227	80/204
3rd Down Pct.	42.7	39.2
4th Down: Made/Att	10/17	4/14
4th Down Pct.	58.8	28.6
POSSESSION AVG.	**31:27**	**28:33**
TOTAL NET YARDS	**5397**	**4743**
Avg. Per Game	337.3	296.4
Total Plays	1041	949
Avg. Per Play	5.2	5.0
NET YARDS RUSHING	**2068**	**1672**
Avg. Per Game	129.3	104.5
Total Rushes	505	395
NET YARDS PASSING	**3329**	**3071**
Avg. Per Game	208.1	191.9
Sacked/Yards Lost	39/244	66/378
Gross Yards	3573	3449
Att./Completions	497/298	488/285
Completion Pct.	60.0	58.4
Had Intercepted	15	20
PUNTS/AVERAGE	**74/41.1**	**74/40.9**
NET PUNTING AVG.	**74/32.3**	**74/35.7**
PENALTIES/YARDS	**124/1024**	**105/837**
FUMBLES/BALL LOST	**26/11**	**24/15**
TOUCHDOWNS	**41**	**36**
Rushing	14	14
Passing	22	17
Returns	5	5

Score by Periods	1	2	3	4	OT	TOT
Saints	66	111	67	110	0	354
Opponents	58	111	51	85	0	305

SCORING	TD	Ru	Pa	Rt	PAT	FG	S	TP
Brien	0	0	0	0	37/37	23/29	0	106
R. Williams	9	8	1	0			0	54
Horn	8	0	8	0			0	48
Jackson	6	0	6	0			0	36
A. Glover	4	0	4	0			0	24
Allen	2	2	0	0			0	14
Brooks	2	2	0	0			0	12
Knight	2	0	0	2			0	12
Mitchell	2	0	0	2			0	12
Blake	1	1	0	0			0	6
Hall	1	0	1	0			0	6
Milne	1	0	1	0			0	6
Moore	1	1	0	0			0	6
Poole	1	0	1	0			0	6
D. Smith	1	0	0	1			0	6
Saints	**41**	**14**	**22**	**5**	**37/37**	**23/29**	**0**	**354**
Opponents	**36**	**14**	**17**	**5**	**31/31**	**18/24**	**0**	**305**

2-Pt. Conv.: Allen, **Saints 1-4, Opp. 2-5**

SACKS: L. Glover 17.0, Johnson 12.0, D. Howard 11.0, Mitchell 6.5, Whitehead 5.5, Hand 3.0, Fields 2.0, Knight 2.0, Oldham 2.0, D. Smith 2.0, Weary 2.0, Clarke 1.0, **Saints 66.0, Opp. 39.0**

RUSHING	No	Yds	Avg	LG	TD
R. Williams	248	1000	4.0	26t	8
Blake	57	243	4.3	20	1
Allen	46	179	3.9	18	2
Brooks	41	170	4.1	29	2
Moore	37	156	4.2	40	1
Morton	36	136	3.8	16	0
T. Smith	29	131	4.5	16	0
McAfee	2	37	18.5	40	0
Horn	6	10	1.7	16	0
Gowin	1	5	5.0	5	0
Milne	2	1	0.5	1	0
Saints	**505**	**2068**	**4.1**	**40**	**14**
Opponents	**395**	**1672**	**4.2**	**47**	**14**

RECEIVING	No	Yds	Avg	LG	TD
Horn	94	1340	14.3	52	8
R. Williams	44	409	9.3	24	1
Jackson	37	523	14.1	53t	6
Morton	30	213	7.1	35	0
Poole	21	293	14.0	49t	1
A. Glover	21	281	13.4	39	4
Reed	16	206	12.9	22	0
T. Smith	12	65	5.4	10	0
Wilson	11	154	14.0	30	0
Hall	5	33	6.6	13	1
Milne	5	33	6.6	15	1
Turley	1	16	16.0	16	0
Allen	1	7	7.0	7	0
Saints	**298**	**3573**	**12.0**	**53t**	**22**
Opponents	**285**	**3449**	**12.1**	**69t**	**17**

INTERCEPTIONS	No	Yds	Avg	LG	TD
Knight	5	68	13.6	37t	2
Molden	3	24	8.0	24	0
Perry	3	3	1.0	3	0
D. Smith	2	56	28.0	41t	1
Weary	2	27	13.5	27	0
Oldham	2	0	0.0	0	0
D. Howard	1	46	46.0	46	0
Mitchell	1	40	40.0	40t	1
Mathis	1	0	0.0	0	0
Saints	**20**	**264**	**13.2**	**46**	**4**
Opponents	**15**	**125**	**8.3**	**35t**	**1**

PUNTING	No	Yds	Avg	Net	TB	I20	LG	B
Gowin	74	3043	41.1	32.3	8	22	58	0
Saints	**74**	**3043**	**41.1**	**32.3**	**8**	**22**	**58**	**0**
Opponents	**74**	**3024**	**40.9**	**35.7**	**2**	**19**	**62**	**0**

PUNT RET	Ret	FC	Yds	Avg	LG	TD
Morton	30	14	278	9.3	51	0
Canty	9	2	45	5.0	13	0
Mathis	1	1	5	5.0	5	0
Wilson	0	0	11	---	11	0
Saints	**40**	**17**	**339**	**8.5**	**51**	**0**
Opponents	**37**	**17**	**494**	**13.4**	**95t**	**2**

KICKOFF RET	No	Yds	Avg	LG	TD
Morton	44	1029	23.4	68	0
McAfee	10	251	25.1	52	0
Mathis	8	187	23.4	40	0
Allen	0	6	---	6	0
Saints	**62**	**1473**	**23.8**	**68**	**0**
Opponents	**71**	**1743**	**24.5**	**93t**	**2**

FIELD GOALS	1-19	20-29	30-39	40-49	50+
Brien	1/1	6/6	4/5	12/15	0/2
Saints	**1/1**	**6/6**	**4/5**	**12/15**	**0/2**
Opponents	**1/1**	**3/3**	**6/11**	**6/7**	**2/2**

Brien: (48G, 52B) (20G, 20G, 31G) (23G) ( ) (44G) (51B, 29G) ( ) (45N) (44G) (33N, 40G, 42G) (42G, 40G, 33G) (30G, 44N) (43N, 30G, 19G, 42G) (40G, 41G, 28G) (20G, 46G, 47G) ( )

Opponents: (24G, 30G) (42G, 49G) (37N, 31G, 45G) ( ) (30N, 38G) (52G, 46G) (50G, 33N, 44G) (42N, 34G, 30N) (34N) (38G) (49G) (28G) (22G) ( ) ( ) (19G, 39G)

2000 NFC WEST STANDINGS
Saints Finish:1st place

	W	L	T	Pct.
New Orleans	**10**	**6**	**0**	**.625**
St. Louis	10	6	0	.625
Carolina	7	9	0	.438
San Francisco	6	10	0	.375
Atlanta	4	12	0	.250

PASSING	Att	Cmp	Yds	Cmp%	Yds/Att	TD	TD%	Int	Int%	Long	Sk/Yds	Rating
Blake	302	184	2025	60.9	6.71	13	4.3	9	3.0	49t	24/150	82.7
Brooks	194	113	1514	58.2	7.80	9	4.6	6	3.1	53t	15/94	85.7
R. Williams	1	1	34	100.0	34.00	0	0.0	0	0.0	34	0/0	118.8
Saints	**497**	**298**	**3573**	**60.0**	**7.19**	**22**	**4.4**	**15**	**3.0**	**53t**	**39/244**	**84.2**
Opponents	**488**	**285**	**3449**	**58.4**	**7.07**	**17**	**3.5**	**20**	**4.1**	**69t**	**66/378**	**74.7**

2001 SAINTS STATISTICS

RECORD: 7-9 FINISH: 3rd-NFC WEST

Date	W/L	Score	Opponent	Attendance
9/9	W	24-6	at Buffalo	71,447
9/30	L	13-21	at New York Giants	78,451
10/7	**W**	**28-15**	**Minnesota**	**70,020**
10/14	W	27-25	at Carolina	72,049
10/21	**L**	**13-20**	**Atlanta**	**70,020**
10/28	W	34-31	at St. Louis	66,189
11/4	**L**	**9-16**	**New York Jets**	**70,020**
11/11	L	27-28	at San Francisco	68,083
11/18	**W**	**34-20**	**Indianapolis**	**70,020**
11/25	L	17-34	at New England	60,292
12/2	**W**	**27-23**	**Carolina**	**70,020**
12/9	W	28-10	at Atlanta	68,826
12/17	**L**	**21-34**	**St. Louis**	**70,332**
12/23	L	21-48	at Tampa Bay	65,526
12/30	**L**	**10-40**	**Washington**	**70,020**
1/6	**L**	**0-38**	**San Francisco**	**70,020**

TEAM STATISTICS	N.O.	OPP.
TOTAL FIRST DOWNS	**294**	**284**
Rushing	87	88
Passing	184	169
Penalty	23	27
3rd Down: Made/Att	89/227	80/201
3rd Down Pct.	39.2	39.8
4th Down: Made/Att	6/18	3/12
4th Down Pct.	33.3	25.0
POSSESSION AVG.	**29:24**	**30:36**
TOTAL NET YARDS	**5226**	**5070**
Avg. Per Game	326.6	316.9
Total Plays	1031	948
Avg. Per Play	5.1	5.3
NET YARDS RUSHING	**1712**	**1715**
Avg. Per Game	107.0	107.2
Total Rushes	419	443
NET YARDS PASSING	**3514**	**3355**
Avg. Per Game	219.6	209.7
Sacked/Yards Lost	50/330	53/323
Gross Yards	3844	3678
Att./Completions	562/313	452/278
Completion Pct.	55.7	61.5
Had Intercepted	22	15
PUNTS/AVERAGE	**76/41.8**	**67/43.5**
NET PUNTING AVG.	**76/35.8**	**67/38.3**
PENALTIES/YARDS	**119/1025**	**100/877**
FUMBLES/BALL LOST	**35/13**	**28/15**
TOUCHDOWNS	**36**	**47**
Rushing	8	15
Passing	27	30
Returns	1	2

Score by Periods	1	2	3	4	OT	TOT
Saints	53	77	108	95	0	333
Opponents	120	120	47	122	0	409

SCORING	TD	Ru	Pa	Rt	PAT	FG	S	TP
Carney	0	0	0	0	32/32	27/31	0	113
Horn	9	0	9	0			0	54
R. Williams	7	6	1	0			0	42
W. Jackson	5	0	5	0			0	32
Cleeland	4	0	4	0			0	24
B. Williams	3	0	3	0			0	18
Connell	2	0	2	0			0	12
McAllister	2	1	1	0			0	12
T. Smith	2	0	2	0			0	12
Brooks	1	1	0	0			0	6
Oldham	1	0	0	1			0	6
Saints	**36**	**8**	**27**	**1**	**32/32**	**27/31**	**1**	**333**
Opponents	**47**	**15**	**30**	**2**	**42/42**	**27/31**	**0**	**409**

2-Pt. Conv.: W. Jackson, **Saints 1-4, Opp. 2-5**

SACKS: Clemons 13.5, Johnson 9.0, Glover 8.0, Howard 6.0, Hand 3.5, Oldham 2.5, Bellamy 2.0, K. Mitchell 2.0, Whitehead 2.0, D. Smith 1.5, Chase 1.0, S. Knight 1.0, Mathis 1.0, **Saints 53.0, Opp. 50.0**

RUSHING	No	Yds	Avg	LG	TD
R. Williams	313	1245	4.0	46	6
Brooks	80	358	4.5	26	1
McAllister	16	91	5.7	54t	1
T. Smith	5	8	1.6	6	0
Connell	1	6	6.0	6	0
Horn	1	4	4.0	4	0
McAfee	1	2	2.0	2	0
Blake	1	-1	-1.0	-1	0
Carney	1	-1	-1.0	-1	0
Saints	**419**	**1712**	**4.1**	**54t**	**8**
Opponents	**443**	**1715**	**3.9**	**55**	**15**

RECEIVING	No	Yds	Avg	LG	TD
Horn	83	1265	15.2	56	9
W. Jackson	81	1046	12.9	63	5
R. Williams	60	511	8.5	42	1
R. Wilson	21	277	13.2	44	0
Bo. Williams	20	202	10.1	26	3
McAllister	15	166	11.1	22t	1
Cleeland	13	138	10.6	19t	4
Connell	12	191	15.9	46t	2
McGarity	1	-2	-2.0	-2	0
T. Smith	4	30	7.5	12	2
L. Hall	2	15	7.5	9	0
Stachelski	1	5	5.0	5	0
Saints	**313**	**3844**	**12.3**	**63**	**27**
Opponents	**278**	**3678**	**13.2**	**86t**	**30**

INTERCEPTIONS	No	Yds	Avg	LG	TD
S. Knight	6	114	19.0	40	0
Bellamy	3	21	7.0	21	0
Mathis	2	34	17.0	23	0
Howard	1	37	37.0	37	0
Clemons	1	3	3.0	3	0
Oldham	1	0	0.0	0	0
Thomas	1	0	0.0	0	0
Saints	**15**	**209**	**13.9**	**40**	**0**
Opponents	**22**	**189**	**8.6**	**36t**	**1**

PUNTING	No	Yds	Avg	Net	TB	I20	LG	B
Gowin	76	3180	41.8	35.8	7	24	62	0
Saints	**76**	**3180**	**41.8**	**35.8**	**7**	**24**	**62**	**0**
Opp.	**67**	**2917**	**43.5**	**38.3**	**3**	**19**	**70**	**0**

PUNT RET	Ret	FC	Yds	Avg	LG	TD
McGarity	19	9	183	9.6	42	0
Lewis	14	0	81	5.8	32	0
McAllister	4	4	24	6.0	10	0
Saints	**37**	**13**	**288**	**7.8**	**42**	**0**
Opponents	**36**	**18**	**316**	**8.8**	**70t**	**1**

KICKOFF RET	No	Yds	Avg	LG	TD
McAllister	45	1091	24.2	63	0
Lewis	32	762	23.8	68	0
McAfee	6	144	24.0	34	0
Ackerman	2	11	5.5	11	0
Whitehead	2	19	9.5	12	0
Saints	**87**	**2027**	**23.3**	**68**	**0**
Opponents	**66**	**1472**	**22.3**	**86**	**0**

FIELD GOALS	1-19	20-29	30-39	40-49	50+
Carney	0/0	7/7	11/11	8/12	1/1
Saints	**0/0**	**7/7**	**11/11**	**8/12**	**1/1**
Opponents	**0/0**	**9/9**	**8/9**	**5/8**	**5/5**

Carney: (31G) (32G, 30G) (50G, 23G, 45G, 29G, 33G) (30G, 39G) (23G, 48B, 31G) (33G, 44G, 44G, 23G, 27G) ( ) (43G, 42G, 35G, 36G) (46G, 48G) (48N, 43B, 1G) (42G, 24G) ( ) ( ) ( ) (29G, 42N) ( )

Opponents: (37G, 22G) ( ) ( ) (46G, 52G) (31G, 38G) (40N, 54G) (39G, 47G, 35N, 23G) ( ) (52G, 41G) (46N) (47G, 23G, 51G) (22G, 40N) (43G, 27G) (20G, 24G, 32G, 27G) (53G, 22G, 34G, 37G) (39G)

2001 NFC WEST STANDINGS
Saints Finish: 3rd place

	W	L	T	Pct.
St. Louis	14	2	0	.875
San Francisco	12	4	0	.750
New Orleans	**7**	**9**	**0**	**.438**
Atlanta	7	9	0	.438
Carolina	1	15	0	.063

PASSING	Att	Cmp	Yds	Cmp%	Yds/Att	TD	TD%	Int	Int%	Long	Sk/Yds	Rating
Brooks	558	312	3832	55.9	6.87	26	4.7	22	3.9	63	50/330	76.4
McAllister	2	1	12	50.0	6.00	1	50.0	0	0.0	12t	0/0	108.3
Blake	1	0	0	0.0	0.00	0	0.0	0	0.0	0	0/0	39.6
Horn	1	0	0	0.0	0.00	0	0.0	0	0.0	0	0/0	39.6
Saints	**562**	**313**	**3844**	**55.7**	**6.84**	**27**	**4.8**	**22**	**3.9**	**63**	**50/330**	**76.7**
Opponents	**452**	**278**	**3678**	**61.5**	**8.14**	**30**	**6.6**	**15**	**3.3**	**86t**	**53/323**	**95.5**

2002 SAINTS STATISTICS

RECORD: 9-7 FINISH: 3rd-NFC SOUTH

Date	W/L	Score	Opponent	Attendance
09/08	Wot	26-20	at Tampa Bay	65,554
09/15	**W**	**35-20**	**Green Bay**	**67,958**
09/22	W	29-23	at Chicago	63,216
09/29	L	21-26	at Detroit	60,023
10/06	**W**	**32-29**	**Pittsburgh**	**67,734**
10/13	W	43-27	at Washington	80,768
10/20	**W**	**35-27**	**San Francisco**	**67,903**
10/27	**L**	**35-37**	**Atlanta**	**67,883**
11/10	W	34-24	at Carolina	72,566
11/17	L	17-24	at Atlanta	70,382
11/24	**L**	**15-24**	**Cleveland**	**68,295**
12/01	**W**	**23-20**	**Tampa Bay**	**68,226**
12/08	W	37-25	at Baltimore	69,334
12/15	**L**	**31-32**	**Minnesota**	**67,851**
12/22	L	13-20	at Cincinnati	43,544
12/29	**L**	**6-10**	**Carolina**	**66,946**

TEAM STATISTICS	N.O.	OPP.
TOTAL FIRST DOWNS	**291**	**327**
Rushing	91	108
Passing	169	191
Penalty	31	28
3rd Down: Made/Att.	92/224	87/223
3rd Down: Pct.	41.1	39.0
4th Down: Made/Att.	8/13	12/20
4th Down Pct.:	61.5	60.0
POSSESSION AVG.	**28:44**	**31:16**
TOTAL NET YARDS	**5205**	**5796**
Avg. Per Game	325.3	362.3
Total Plays	1001	1071
Avg. Per Play	5.2	5.4
NET YARDS RUSHING	**1764**	**1991**
Avg. Per Game	110.3	124.4
Total Rushes	426	439
NET YARDS PASSING	**3441**	**3805**
Avg. Per Game	215.1	237.8
Sacked/Yards Lost	37/244	39/253
Gross Yards	3685	4058
Att./Completions	538/291	593/343
Completion Pct.	54.1	57.8
Had Intercepted	15	20
PUNTS/AVERAGE	**69/41.4**	**73/42.7**
NET PUNTING AVG.	**69/36.7**	**73/33.3**
PENALTIES/YARDS	**119/911**	**110/953**
FUMBLES/BALL LOST	**29/15**	**29/18**
TOUCHDOWNS	**49**	**45**
Rushing	16	18
Passing	27	25
Returns	6	2

Score by Periods	1	2	3	4	OT	TOT
Team	95	109	107	115	6	432
Opponents	67	134	78	109	0	388

SCORING	TD	Ru	Pa	Rt	PAT	FG	S	TP
Carney	0	0	0	0	37/37	31/35	0	130
McAllister	16	13	3	0			0	96
Stallworth	8	0	8	0			0	48
Horn	7	0	7	0			0	44
Pathon	4	0	4	0			0	24
M. Lewis	3	0	0	3			0	18
Reed	3	0	3	0			0	18
Brooks	2	2	0	0			0	16
B. Williams	2	0	2	0			0	14
Allen	1	0	0	1			0	6
Craver	1	0	0	1			0	6
Fenderson	1	1	0	0			0	6
Grant	1	0	0	1			0	6
Saints	**49**	**16**	**27**	**6**	**37/37**	**31/35**	**0**	**432**
Opponents	**45**	**18**	**25**	**2**	**39/40**	**23/28**	**1**	**388**

2-Pt. Conv.: Brooks 2, Horn, B. Williams, Team 4-11, **Opp.:** 4-5

SACKS: Howard 8.0, Grant 7.0, Jackson 5.5, D. Smith 3.5, K. Smith 3.5, Whitehead 3.0, Hand 2.5, S. Knight 2.0, Bellamy 1.5, Thomas 1.0, Clemons 0.5. **Saints 39.0, Opp. 37.0**

RUSHING	No	Yds	Avg	LG	TD
McAllister	325	1388	4.3	62	13
Brooks	62	253	4.1	21	2
Fenderson	13	65	5.0	17t	1
Keaton	12	19	1.6	4	0
M. Lewis	1	15	15.0	15	0
McAfee	1	11	11.0	11	0
T. Smith	5	11	2.2	5	0
Horn	1	2	2.0	2	0
Stallworth	2	2	1.0	4	0
Delhomme	4	-2	-.5	6	0
Saints	**426**	**1764**	**4.1**	**62**	**16**
Opponents	**439**	**1991**	**4.5**	**59**	**18**

Receiving	No	Yds	Avg	Long	TD
Horn	88	1312	14.9	63	7
McAllister	47	352	7.5	30	3
Pathon	43	523	12.2	64	4
Stallworth	42	594	14.1	57t	8
Reed	21	360	17.1	54	3
B. Williams	13	143	11.0	32t	2
Sloan	12	127	10.6	29	0
T. Smith	9	30	3.3	10	0
M. Lewis	8	200	25.0	59	0
Fenderson	6	38	6.3	13	0
Hall	2	6	3.0	4	0
Saints	**291**	**3685**	**12.7**	**64**	**27**
Opponents	**343**	**4058**	**11.8**	**77t**	**25**

INTERCEPTIONS	No	Yds	Avg	Long	TD
Thomas	5	80	16.0	43	0
S. Knight	5	36	7.2	17	0
Bellamy	3	39	13.0	16	0
D. Smith	2	21	10.5	17	0
Irvin	2	10	5.0	10	0
D. Carter	1	25	25.0	25	0
Allen	1	0	0.0	0t	1
Hawthorne	1	0	0.0	0	0
Saints	**20**	**211**	**10.6**	**43**	**1**
Opponents	**15**	**220**	**14.7**	**78t**	**1**

PUNTING	No	Yds	Avg	Net	TB	I20	LG	B
Gowin	61	2553	41.9	36.9	6	15	59	0
D. Johnson	8	307	38.4	34.8	0	1	55	0
Saints	**69**	**2860**	**41.4**	**36.7**	**6**	**16**	**59**	**0**
Opponents	**73**	**3118**	**42.7**	**33.3**	**3**	**20**	**71**	**3**

PUNT RET	Ret	FC	Yds	Avg	LG	TD
M. Lewis	44	6	625	14.2	83t	1
Craver	1	0	0	0.0	0	0
Saints	**45**	**6**	**625**	**13.9**	**83t**	**1**
Opponents	**38**	**14**	**209**	**5.5**	**29**	**0**

KICKOFF RET	No	Yds	Avg	LG	TD
M. Lewis	70	1807	25.8	97t	2
Fenderson	2	43	21.5	22	0
Grant	2	10	5.0	10	0
McAfee	2	69	34.5	51	0
Bellamy	1	5	5.0	5	0
Cox	1	14	14.0	14	0
Whitehead	1	8	8.0	8	0
Saints	**79**	**1956**	**24.8**	**97t**	**2**
Opponents	**85**	**1817**	**21.4**	**70**	**0**

FIELD GOALS	1-19	20-29	30-39	40-49	50+
Carney	0/0	9/9	11/13	11/12	0/1
Saints	**0/0**	**9/9**	**11/13**	**11/12**	**0/1**
Opponents	**1/1**	**8/8**	**6/7**	**5/7**	**3/5**

Carney: (28G,41G) (39N) ( ) ( ) (40G,48G,31G,48) (21G,23G,36G) (46G,55N,31G,22G) (40G,40G) (39G,23G) (35G) (33G,27G,48G) (48N,48G) (34G,28G,28G) (40G,34G,27G) (38G,33N,43G) (30G,38G)

Opponents:(52G,47B,53N,40G) (27G,36G) (31G,25G,58N,25G) (23G,34G,23G,38G) ( ) ( ) (24G,41G) (31G,32G,47G) (19G) (39N,42G)(28G) (42N,51G)(26G) (41G) ( ) (50G)

2002 NFC SOUTH STANDINGS
Saints Finish: 3rd place

	W	L	T	Pct.
Tampa Bay	12	4	0	.750
Atlanta	9	6	1	.594
New Orleans	**9**	**7**	**0**	**.562**
Carolina	7	9	0	.438

PASSING	Att	Cmp	Yds	Cmp%	Yds/Att	TD	TD%	Int	Int%	Long	Sk/Yds	Rating
Brooks	528	283	3572	53.6	6.77	27	5.1	15	2.8	64	36/236	80.1
Delhomme	10	8	113	80.0	11.30	0	0.0	0	0.0	54	0/0	113.8
McAllister	0	0	0	---	---	0	---	0	---	---	1/8	---
Saints	**538**	**291**	**3685**	**54.1**	**6.85**	**27**	**5.0**	**15**	**2.8**	**64**	**37/244**	**80.8**
Opponents	**593**	**343**	**4058**	**57.8**	**6.84**	**25**	**4.2**	**20**	**3.4**	**77t**	**39/253**	**78.8**

2003 SAINTS STATISTICS

RECORD: 8-8 FINISH: 2nd-NFC SOUTH

Date	W/L	Score	Opponent	Attendance
09/07	L	10-27	at Seattle	52,250
09/14	**W**	**31-10**	**Houston**	**68,390**
09/21	L	12-27	at Tennessee	68,809
09/28	**L**	**21-55**	**Indianapolis**	**70,020**
10/05	L	13-19	at Carolina	72,496
10/12	**W**	**20-13**	**Chicago**	**68,390**
10/19	W	45-17	at Atlanta	70,837
10/26	**Lot**	**20-23**	**Carolina**	**68,370**
11/2	W	17-14	at Tampa Bay	65,524
11/16	**Wot**	**23-20**	**Atlanta**	**68,432**
11/23	L	20-33	at Philadelphia	67,802
11/30	W	24-20	at Washington	76,821
12/07	**L**	**7-14**	**Tampa Bay**	**68,442**
12/14	**W**	**45-7**	**New York Giants**	**68,399**
12/21	L	19-20	at Jacksonville	49,207
12/28	**W**	**13-7**	**Dallas**	**68,451**

TEAM STATISTICS	N.O.	OPP.
TOTAL FIRST DOWNS	**302**	**298**
Rushing	100	109
Passing	100	109
Penalty	25	24
3rd down: Made/Att	106/229	79/208
3rd Down Pct.	46.3	38.0
4th Down: Made/Att	5/19	9/16
4th Down Pct.	26.3	56.3
POSSESSION AVG.	**30:18**	**29:42**
Total Net Yards	5438	5234
Avg. Per Game	339.9	327.1
Total Plays	1019	997
Avg. Per Play	5.3	5.2
NET YARDS RUSHING	**2000**	**2241**
Avg. Per Game	125.0	140.1
Total Rushes	448	480
NET YARDS PASSING	**3438**	**2993**
Avg. Per Game	214.9	187.1
Sacked/Yards Lost	36/203	32/171
Gross Yards	3641	3164
Att./Completions	535/314	485/264
Completion Pct.	58.7	54.4
Had Intercepted	8	14
PUNTS/AVERAGE	**72/43.7**	**76/41.9**
NET PUNTING AVG.	**72/38.2**	**76/36.4**
PENALTIES/YARDS	**103/878**	**101/1012**
FUMBLES/BALL LOST	**33/20**	**29/13**
TOUCHDOWNS	**39**	**36**
Rushing	11	12
Passing	25	20
Returns	3	4

Score by Periods	1	2	3	4	OT	TOT
Saints	52	112	78	95	3	340
Opponents	64	140	55	64	3	326

SCORING	TD	Ru	Pa	Rt	PAT	FG	S	TP
Carney	0	0	0	0	36/37	22/30	0	102
Horn	10	0	10	0			0	60
McAllister	8	8	0	0			0	48
B. Williams	5	0	5	0			0	30
Pathon	4	0	4	0			0	24
Stallworth	3	0	3	0			0	18
Brooks	2	2	0	0			0	12
Conwell	2	0	2	0			0	12
Ambrose	1	0	0	1			0	6
K. Carter	1	1	0	0			0	6
M. Lewis	1	0	1	0			0	6
Rodgers	1	0	0	1			0	6
Thomas	1	0	0	1			0	6
J. Allen	0	0	0	0			1	2
Fenderson	0	0	0	0			0	2
Saints	**39**	**11**	**25**	**3**	**36/37**	**22/30**	**1**	**340**
Opponents	**36**	**12**	**20**	**4**	**35/35**	**25/31**	**0**	**326**

2-Pt. Conversions: Fenderson, Team 1-2, Opponents 0-1

SACKS: Ch. Grant 10.0, Whitehead 5.5, Howard 5.0, Jackson TM 3.5, Bellamy 1.0, D. Carter 1.0, Hodge 1.0, D. Smith 1.0, K. Smith 1.0, Sullivan 1.0, Thomas 1.0, **Saints 32.0, Opponents 36.0**

RUSHING	No	Yds	Avg	LG	TD
McAllister	351	1641	4.7	76t	8
Brooks	54	175	3.2	15	2
K. Carter	19	72	3.8	31	1
L. Smith	11	61	5.5	17	0
Horn	2	15	7.5	13	0
Fenderson	4	14	3.5	6	0
McAfee	1	13	13.0	13	0
Carney	1	3	3.0	3	0
Stallworth	1	3	3.0	3	0
M. Lewis	1	2	2.0	2	0
Bouman	3	1	0.3	2	0
Saints	**448**	**2000**	**4.5**	**76t**	**11**
Opponents	**480**	**2241**	**4.7**	**69t**	**12**

RECEIVING	No	Yds	Avg	Long	TD
Horn	78	973	12.5	50t	10
McAllister	69	516	7.5	39	0
Pathon	44	578	13.1	40	4
B. Williams	41	436	10.6	31t	5
Conwell	26	290	11.2	32	2
Stallworth	25	485	19.4	76t	3
M. Lewis	12	226	18.8	39	1
Rasby	6	55	9.2	17	0
T. Smith	6	28	4.7	8	0
Gardner	3	29	9.7	11	0
K. Carter	1	11	11.0	11	0
D. Lewis	1	7	7.0	7	0
Fenderson	1	5	5.0	5	0
L. Smith	1	2	2.0	2	0
Saints	**314**	**3641**	**11.6**	**76t**	**25**
Opponents	**264**	**3164**	**12.0**	**79t**	**20**

INTERCEPTIONS	No	Yds	Avg	Long	TD
Thomas	4	47	11.8	20	0
Ambrose	3	78	26.0	73t	1
Bellamy	3	19	6.3	10	0
Rodgers	1	40	40.0	40t	1
D. Smith	1	9	9.0	9	0
Ruff	1	7	7.0	7	0
Jones	1	2	2.0	2	0
V. Green	0	24	---	24	0
Saints	**14**	**226**	**16.1**	**73t**	**2**
Opponents	**8**	**104**	**13.0**	**20**	**1**

PUNTING	No	Yds	Avg	Net	TB	I20	LG	B
Berger	71	3144	44.3	38.2	5	28	59	1
Saints	**72**	**3144**	**43.7**	**38.2**	**5**	**28**	**59**	**1**
Opponents	**76**	**3183**	**41.9**	**36.4**	**3**	**21**	**60**	**1**

PUNT RET	Ret	FC	Yds	Avg	LG	TD
M. Lewis	30	10	275	9.2	27	0
Stallworth	5	1	44	8.8	18	0
Craver	2	1	22	11.0	19	0
V. Green	2	0	15	7.5	9	0
Thomas	1	0	4	4.0	4	0
Saints	**40**	**12**	**360**	**9.0**	**27**	**0**
Opponents	**36**	**18**	**294**	**8.2**	**46**	**0**

KICKOFF RET	No	Yds	Avg	LG	TD
M. Lewis	45	1068	23.7	53	0
McAfee	9	140	15.6	23	0
Stallworth	8	171	21.4	28	0
Craver	5	128	25.6	52	0
Rasby	2	9	4.5	6	0
M. Williams	2	0	0.0	0	0
J. Allen	1	8	8.0	8	0
Saints	**72**	**1524**	**21.2**	**53**	**0**
Opponents	**67**	**1587**	**23.7**	**100t**	**2**

FIELD GOALS	1-19	20-29	30-39	40-49	50+
Carney	0/0	6/6	10/12	5/9	1/3
Saints	**0/0**	**6/6**	**10/12**	**5/9**	**1/3**
Opponents	**0/0**	**8/9**	**8/10**	**9/11**	**0/1**

Carney: (33G) (39G) (31G) (38G,43G) (38G,57N,26) (38N,50G,30G) (42G) (46G,42G) (39N,47G) (28G,26G,36G) (45B) (51N,25G,48N) (49N) (35G,49N) (33G,38G) (24G,27G)

Opponents: (37G,25G) (30G) (22G,43G) (41G,42G) (49G,23G) (28G,31G) (28G) (24G,29G,31G) (36N) (38G,27G,54N) (36G,41G,42G,33G) (45G,49G) (44N,35B) (43B) (43G,35G,21B) ()

2003 NFC SOUTH STANDINGS
Saints Finish: 2nd place

	W	L	T	Pct.
Carolina	11	5	0	.688
New Orleans	**8**	**8**	**0**	**.500**
Tampa Bay	7	9	0	.438
Atlanta	5	11	0	.312

PASSING	Att	Cmp	Yds	Cmp%	Yds/Att	TD	TD%	Int	Int%	Long	Sk/Yds	Rating
Brooks	518	306	3546	59.1	6.85	24	4.6	8	1.5	76t	34/195	88.8
Bouman	13	7	81	53.8	6.23	1	7.7	0	0.0	19	2/8	98.6
McAllister	2	0	0	0.0	0.00	0	0.0	0	0.0	0	0/0	39.6
Berger	1	0	0	0.0	0.00	0	0.0	0	0.0	0	0/0	39.6
Horn	1	1	14	100.0	14.00	0	0.0	0	0.0	14	0/0	118.8
Team	**535**	**314**	**3641**	**58.7**	**6.81**	**25**	**4.7**	**8**	**1.5**	**76t**	**36/203**	**88.7**
Opponents	**485**	**264**	**3164**	**54.4**	**6.52**	**20**	**4.1**	**14**	**2.9**	**79t**	**32/171**	**76.3**

2004 SAINTS STATISTICS

RECORD: 8-8 **FINISH: 2nd-NFC SOUTH**

Date	W/L	Score	Opponent	Attendance
09/12	**L**	**7-21**	**Seattle**	**64,900**
09/19	**W**	**30-27**	**San Francisco**	**64,900**
09/26	Wot	28-25	at St. Louis	65,856
10/03	L	10-34	at Arizona	28,109
10/10	**L**	**17-20**	**Tampa Bay**	**64,900**
10/17	**L**	**31-38**	**Minnesota**	**64,900**
10/24	W	31-26	at Oakland	45,337
11/07	L	17-43	at San Diego	59,662
11/14	**W**	**27-20**	**Kansas City**	**64,900**
11/21	**L**	**13-34**	**Denver**	**64,900**
11/28	L	21-24	at Atlanta	70,521
12/05	**L**	**21-32**	**Carolina**	**58,878**
12/12	W	27-13	at Dallas	64,056
12/19	W	21-17	at Tampa Bay	65,075
12/26	**W**	**26-13**	**Atlanta**	**64,900**
01/02	W	21-18	at Carolina	73,302

TEAM STATISTICS	N.O.	OPP.
TOTAL FIRST DOWNS	**291**	**343**
Rushing	82	118
Passing	177	193
Penalty	2	32
3rd Down: Made/Att.	70/210	80/210
3rd Down: Pct.	33.3	38.1
4th Down: Made/Att.	9/18	6/7
4th Down Pct.:	50.0	85.7
POSSESSION AVG.	**28:18**	**31:42**
TOTAL NET YARDS	**5193**	**6141**
Avg. Per Game	324.6	383.8
Total Plays	989	1067
Avg. Per Play	5.3	5.8
NET YARDS RUSHING	**1606**	**2253**
Avg. Per Game	100.4	140.8
Total Rushes	406	485
NET YARDS PASSING	**3587**	**3888**
Avg. Per Game	224.2	243.0
Sacked/Yards Lost	41/223	37/207
Gross Yards	3810	4095
Att./Completions	542/309	545/324
Completion Pct.	57.0	59.4
Had Intercepted	16	13
PUNTS/AVERAGE	**85/43.6**	**71/40.8**
NET PUNTING AVG.	**85/39.0**	**71/34.5**
PENALTIES/YARDS	**129/1141**	**119/965**
FUMBLES/BALL LOST	**23/10**	**31/20**
TOUCHDOWNS	**49**	**45**
Rushing	15	16
Passing	21	24
Returns	4	4

Score by Periods	1	2	3	4	OT	TOT
Team	29	132	83	101	3	348
Opponents	117	110	70	108	0	405

SCORING	TD	Ru	Pa	Rt	PAT	FG	S	TP
Carney	0	0	0	0	38/38	22/27	0	104
Horn	11	0	11	0			0	68
McAllister	9	9	0	0			0	54
Stallworth	5	0	5	0			0	30
Brooks	4	4	0	0			0	24
Stecker	3	2	0	1			0	18
B. Williams	2	0	2	0			0	12
Bockwoldt	1	0	0	1			0	6
Conwell	1	0	1	0			0	6
Hall	1	0	1	0			0	6
Lewis	1	0	0	1			0	6
Mitchell	1	0	0	1			0	6
Pathon	1	0	1	0			0	6
Bryant	0	0	0	0			1	2
Team	**40**	**15**	**21**	**4**	**38/38**	**22/27**	**1**	**348**
Opponents	**44**	**16**	**24**	**4**	**42/42**	**31/35**	**1**	**405**

2-Pt. Conversions: Horn, Team 1-2, Opponents 2-2

SACKS: Howard 11.0, Ch. Grant 10.5, W. Smith 7.5, Young 2.5, Bryant 2.0, Watson 2.0, Bockwoldt 1.0, Sullivan 0.5, **Team 37.0, Opponents 41.0**

RUSHING	No	Yds	Avg	LG	TD
McAllister	269	1074	4.0	71	9
Stecker	58	244	4.2	42t	2
Brooks	58	173	3.0	15	4
McAfee	2	54	27.0	53	0
Stallworth	6	37	6.2	26	0
Carter	10	17	1.7	8	0
Karney	3	7	2.3	4	0
Team	**406**	**1606**	**4.0**	**71**	**15**
Opponents	**485**	**2253**	**4.6**	**60**	**16**

Receiving	No	Yds	Avg	Long	TD
Horn	94	1399	14.9	57	11
Stallworth	58	767	13.2	45	5
Pathon	34	581	17.1	38	1
McAllister	34	228	6.7	20	0
B. Williams	33	362	11.0	22	2
Stecker	29	174	6.0	26	0
Conwell	10	102	10.2	28	1
Lewis	8	127	15.9	30	0
Karney	6	42	7.0	17	0
Gardner	1	23	23.0	23	0
Hall	1	4	4.0	4t	1
Brooks	1	1	1.0	1	0
Team	**309**	**3810**	**12.3**	**57**	**21**
Opponents	**324**	**4095**	**12.6**	**59**	**24**

INTERCEPTIONS	No	Yds	Avg	Long	TD
McKenzie LG	5	19	3.8	14	0
McKenzie TM	5	19	3.8	14	0
Ambrose	3	19	6.3	19	0
Brown	2	0	0.0	0	0
Jones	1	55	55.0	55	0
Ch. Grant	1	8	8.0	8	0
Ruff	1	0	0.0	0	0
Team	**13**	**101**	**7.8**	**55**	**0**
Opponents	**16**	**260**	**16.3**	**76**	**1**

PUNTING	No	Yds	Avg	Net	TB	I20	LG	B
Berger	85	3704	43.6	39.0	4	28	63	0
Team	**85**	**3704**	**43.6**	**39.0**	**4**	**28**	**63**	**0**
Opponents	**71**	**2896**	**40.8**	**34.5**	**3**	**17**	**60**	**1**

PUNT RET	Ret	FC	Yds	Avg	LG	TD
Lewis	34	11	382	11.2	53	0
Stallworth	6	1	6	1.0	4	0
Team	**40**	**12**	**388**	**9.7**	**53**	**0**
Opponents	**43**	**25**	**310**	**7.2**	**59t**	**1**

KICKOFF RET	No	Yds	Avg	LG	TD
Lewis	51	1215	23.8	96t	1
Stecker	18	469	26.1	98t	1
McAfee	8	137	17.1	26	0
Hall	3	20	6.7	8	0
Ruff	1	9	9.0	9	0
W. Smith	1	17	17.0	17	0
Whitehead	1	12	12.0	12	0
Team	**83**	**1879**	**22.6**	**98t**	**2**
Opponents	**74**	**1710**	**23.1**	**63**	**0**

FIELD GOALS	1-19	20-29	30-39	40-49	50+
Carney	0/0	3/3	12/15	5/6	2/3
Team	**0/0**	**3/3**	**12/15**	**5/6**	**2/3**
Opponents	**0/0**	**10/10**	**9/10**	**8/10**	**4/5**

Carney: ( ) (32G,36G,37G) (52G,53G,39G,51N,38G,31G) (20G) (47G) (45G) (41G) (46N,37G) (39G,38G) (24G,36G) (48G,38G,37B) ( ) (39G,44G) (38N) (22G) (38N)

Opponents: ( ) (30G,33G) (53G) (26G,33G) (23G,53G,41N) (39G) (28G,42G,44G,40G) (40G,27G) (24G,44G) (48G,34G) (37N,31G) (30G,50G,46G,25G,21G,21G) (42N,34G,41G) (37G) (25G,20G) (54G,60B)

2004 NFC SOUTH STANDINGS
Saints Finish: 2nd place

	W	L	T	Pct.
Atlanta	11	5	0	.688
New Orleans	**8**	**8**	**0**	**.500**
Carolina	7	9	0	.438
Tampa Bay	5	11	0	.312

PASSING	Att	Cmp	Yds	Cmp%	Yds/Att	TD	TD%	Int	Int%	Long	Sack/Lost	Rating
Brooks	542	309	3810	57.0	7.03	21	3.9	16	3.0	57	41/223	79.5
Team	**542**	**309**	**3810**	**57.0**	**7.03**	**21**	**3.9**	**16**	**3.0**	**57**	**41/223**	**79.5**
Opponents	**545**	**324**	**4095**	**59.4**	**7.51**	**24**	**4.4**	**13**	**2.4**	**59**	**37/207**	**87.7**

2005 SAINTS STATISTICS

RECORD: 3-13 **FINISH: 4th-NFC SOUTH**

Date	W/L	Score	Opponent	Attendance
09/11	W	23-20	at Carolina	72,920
09/19	**L**	**10-27**	**New York Giants**	**68,031**
09/25	L	16-33	at Minnesota	63,952
10/02	**W**	**19- 7**	**Buffalo**	**58,688**
10/09	L	3-52	at Green Bay	70,580
10/16	**L**	**31-34**	**Atlanta**	**65,562**
10/23	L	17-28	at St. Louis	64,586
10/30	**L**	**6-21**	**Miami**	**61,643**
11/06	**L**	**17-20**	**Chicago**	**32,637**
11/20	L	17-24	at New England	68,756
11/27	W	21-19	at New York Jets	77,152
12/04	**L**	**3-10**	**Tampa Bay**	**34,411**
12/12	L	17-36	at Atlanta	70,083
12/18	**L**	**10-27**	**Carolina**	**32,551**
12/24	**L**	**12-13**	**Detroit**	**63,747**
01/01	L	13-27	at Tampa Bay	65,379

TEAM STATISTICS	N.O.	OPP.
TOTAL FIRST DOWNS	**312**	**281**
Rushing	89	103
Passing	182	145
Penalty	41	33
3rd Down: Made/Att	82/211	89/220
3rd Down Pct.	38.9	40.5
4th Down: Made/Att	2/12	3/4
4th Down Pct.	16.7	75.0
POSSESSION AVG.	**30:32**	**29:28**
TOTAL NET YARDS	**5031**	**4994**
Avg. Per Game	314.4	312.1
Total Plays	1017	946
Avg. Per Play	4.9	5.3
NET YARDS RUSHING	**1688**	**2145**
Avg. Per Game	105.5	134.1
Total Rushes	423	503
NET YARDS PASSING	**3343**	**2849**
Avg. Per Game	208.9	178.1
Sacked/Yards Lost	41/261	25/165
Gross Yards	3604	3014
Att./Completions	553/308	418/241
Completion Pct.	55.7	57.7
Had Intercepted	24	10
PUNTS/AVERAGE	**71/43.2**	**76/45.6**
NET PUNTING AVG.	**71/38.7**	**76/39.0**
PENALTIES/YARDS	**135/1130**	**127/985**
FUMBLES/BALL LOST	**23/19**	**19/9**
TOUCHDOWNS	**23**	**43**
Rushing	8	16
Passing	15	20
Returns	0	7

Score by Periods	Q1	Q2	Q3	Q4	OT	TOT
Team	47	97	22	69	0	235
Opponents	103	126	59	110	0	398

SCORING	TD	Ru	Pa	Rt	PAT	FG	S	TP
Carney	0	0	0	0	22/22	25/32	0	97
Stallworth	7	0	7	0			0	42
Henderson	3	0	3	0			0	18
McAllister	3	3	0	0			0	18
A. Smith	3	3	0	0			0	18
Brooks	2	2	0	0			0	12
Hakim	2	0	2	0			0	12
Conwell	1	0	1	0			0	6
Hilton	1	0	1	0			0	6
Horn	1	0	1	0			0	6
Team	**23**	**8**	**15**	**0**	**22/22**	**25/32**	**0**	**235**
Opponents	**43**	**16**	**20**	**7**	**43/43**	**31/39**	**2**	**398**

2-Pt. Conversions: Team 0-1, Opponents 0-0

SACKS: W. Smith 8.5, Bryant 4, Howard 3.5, F. Thomas 3, Grant 2.5, Craft 1, D. Smith 1, Watson 1, Whitehead 0.5, **Team 25**, **Opponents 41**

RUSHING	No	Yds	Avg	LG	TD
A. Smith	166	659	4.0	42	3
Stecker	95	363	3.8	32	0
McAllister	93	335	3.6	26	3
Brooks	45	281	6.2	22	2
A. Thomas LG	43	92	2.1	12	0
A. Thomas TM	7	12	1.7	4	0
Bouman	8	15	1.9	6	0
Karney	6	12	2.0	3	0
Henderson	1	9	9.0	9	0
Stallworth	2	2	1.0	3	0
Team	**423**	**1688**	**4.0**	**42**	**8**
Opponents	**503**	**2145**	**4.3**	**64**	**16**

RECEIVING	No	Yds	Avg	Long	TD
Stallworth	70	945	13.5	43	7
Horn	49	654	13.3	30	1
Hilton	35	396	11.3	29	1
Stecker	35	281	8.0	41	0
Hakim	34	489	14.4	42	2
Henderson	22	343	15.6	66	3
McAllister	17	117	6.9	22	0
Conwell	13	165	12.7	31	1
A. Smith	12	46	3.8	8	0
Karney	10	61	6.1	10	0
Hall	6	36	6.0	8	0
A. Thomas LG	4	13	3.3	6	0
A. Thomas TM	2	8	4.0	6	0
Poole	3	63	21.0	42	0
Team	**308**	**3604**	**11.7**	**66**	**15**
Opponents	**241**	**3014**	**12.5**	**68**	**20**

INTERCEPTIONS	No	Yds	Avg	Long	TD
Craft	3	63	21.0	39	0
D. Smith	2	53	26.5	28	0
F. Thomas	2	4	2.0	4	0
Bullocks	1	51	51.0	51	0
McKenzie	1	11	11.0	11	0
Slaughter	1	0	0.0	0	0
Team	**10**	**182**	**18.2**	**51**	**0**
Opponents	**24**	**456**	**19.0**	**95t**	**3**

PUNTING	No	Yds	Avg	Net	TB	I20	LG	B
Berger	71	3066	43.2	38.7	3	28	69	0
Team	71	3066	43.2	38.7	3	28	69	0
Opponents	76	3462	45.6	39.0	9	23	59	0

PUNT RET	Ret	FC	Yds	Avg	LG	TD
Hakim	34	4	260	7.6	42	0
Stallworth	7	1	52	7.4	27	0
Lewis	4	0	8	2.0	5	0
F. Thomas	1	0	0	0.0	0	0
Team	**46**	**5**	**320**	**7.0**	**42**	**0**
Opponents	**33**	**26**	**260**	**7.9**	**23**	**0**

KICKOFF RET	No	Yds	Avg	LG	TD
Stecker	31	672	21.7	46	0
McAfee	22	485	22.0	34	0
Hakim	9	171	19.0	29	0
Lewis	8	137	17.1	20	0
Hall	2	9	4.5	5	0
Whitehead	2	12	6.0	12	0
A. Smith	1	30	30.0	30	0
Team	**75**	**1516**	**20.2**	**46**	**0**
Opponents	**61**	**1404**	**23.0**	**82**	**0**

FIELD GOALS	1-19	20-29	30-39	40-49	50+
Carney	1/ 1	12/13	4/ 6	8/12	0/0
Team	**1/ 1**	**12/13**	**4/ 6**	**8/12**	**0/0**
Opponents	**0/ 0**	**10/10**	**13/15**	**8/12**	**0/2**

Carney: (29G,48G,47G) (21G,29N) (22G) (23G,40G,32N,20G,37G) (33G,43N,43N) (19G,47B) (45B,22G) (26G,49G) (22G) (30N,46G) ( ) (26G) (47G) (44G) (35G,47G,33G,20G) (25G,24G)

Opponents: (39G,46G) (39G,30G) (24G,33N,28G,48G,34G) (45N) (26G) (37G,36G) (48N) (37G,36G,41G,46G,36N) (35G,47N,28G) (37G) (29G,45G,41G,38G,53N) (43B,28G) (43G,20G) (32G,50N,29G) (21G,39G) (46G,26G)

2005 NFC SOUTH STANDINGS
Saints Finish: 4th place

	W	L	T	Pct.
Tampa Bay	11	5	0	.688
Carolina	11	5	0	.688
Atlanta	8	8	0	.500
New Orleans	**3**	**13**	**0**	**.188**

PASSING	Att	Cmp	Yds	Cmp%	Yds/Att	TD	TD%	Int	Int%	Long	Sk/Yds	Rating
Brooks	431	240	2882	55.7	6.69	13	3.0	17	3.9	66	33/202	70.0
Bouman	122	68	722	55.7	5.92	2	1.6	7	5.7	43	8/59	54.7
Team	**553**	**308**	**3604**	**55.7**	**6.52**	**15**	**2.7**	**24**	**4.3**	**66**	**41/261**	**66.6**
Opponents	**418**	**241**	**3014**	**57.7**	**7.21**	**20**	**4.8**	**10**	**2.4**	**68**	**25/165**	**86.2**

2006 SAINTS STATISTICS

RECORD: 10-6 FINISH: 1st-NFC SOUTH

Date	W/L	Score	Opponent	Attendance
09/10	W	19-14	at Cleveland	72,915
09/17	W	34-27	at Green Bay	70,602
09/25	**W**	**23-3**	**ATLANTA**	**70,003**
10/01	L	18-21	at Carolina	73,392
10/08	**W**	**24-21**	**TAMPA BAY**	**68,183**
10/15	**W**	**27-24**	**PHILADELPHIA**	**68,269**
10/29	**L**	**22-35**	**BALTIMORE**	**69,152**
11/05	W	31-14	at Tampa Bay	65,561
11/12	L	31-38	at Pittsburgh	61,911
11/19	**L**	**16-31**	**CINCINNATI**	**68,001**
11/26	W	31-13	at Atlanta	70,933
12/03	**W**	**34-10**	**SAN FRANCISCO**	**68,241**
12/10	W	42-17	at Dallas	63,722
12/17	**L**	**10-16**	**WASHINGTON**	**69,052**
12/24	W	30-7	at New York Giants	78,539
12/31	**L**	**21-31**	**CAROLINA**	**69,569**

TEAM STATISTICS	N.O.	OPP
Total First Downs	**330**	**262**
Rushing	99	96
Passing	207	148
Penalty	24	18
3rd Down: Made/Att	105/234	69/199
3rd Down Pct.	44.9	34.7
4th Down: Made/Att	12/20	6/13
4th Down Pct.	60.0	46.2
POSSESSION AVG.	**31:53**	**28:07**
TOTAL NET YARDS	**6264**	**4917**
Avg. Per Game	391.5	307.3
Total Plays	1075	930
Avg. Per Play	5.8	5.3
NET YARDS RUSHING	**1761**	**2063**
Avg. Per Game	110.1	128.9
Total Rushes	472	418
NET YARDS PASSING	**4503**	**2854**
Avg. Per Game	281.4	178.4
Sacked/Yards Lost	23/123	38/268
Gross Yards	4626	3122
Att./Completions	580/372	474/267
Completion Pct.	64.1	56.3
Had Intercepted	13	11
PUNTS/AVERAGE	**77/43.8**	**96/43.6**
NET PUNTING AVG.	**77/37.5**	**96/38.0**
PENALTIES/YARDS	**79/597**	**89/674**
FUMBLES/BALL LOST	**23/10**	**22/8**
TOUCHDOWNS	**49**	**40**
Rushing	19	10
Passing	27	26
Returns	3	4

SCORE BY PERIODS	Q1	Q2	Q3	Q4	OT	PTS
Team	82	136	82	113	0	413
Opponents	95	57	80	90	0	322

SCORING	TD	Ru	Pa	Rt	PAT	FG	S	TP
Carney	0	0	0	0	46/47	23/25	0	115
McAllister	11	10	0	1			0	66
Bush	9	6	2	1			0	54
Colston	8	0	8	0			0	48
Henderson	6	1	5	0			0	36
Horn	4	0	4	0			0	26
Copper	3	0	3	0			0	18
Karney	3	1	2	0			0	18
Branch	1	0	1	0			0	6
Conwell	1	0	1	0			0	6
Deloatch	1	0	0	1			0	6
Jones	1	0	1	0			0	6
McAfee	1	1	0	0			0	6
Miller	0	0	0	0			0	2
Cundiff	0	0	0	0	0/0	0/1	0	0
Team	**49**	**19**	**27**	**3**	**46/47**	**23/26**	**0**	**413**
Opponents	**40**	**10**	**26**	**4**	**40/40**	**14/18**	**0**	**322**

2-Pt. Conversions: Horn, Miller, **Team 2-2**
Opponents 0-0

SACKS: Smith 10.5, Grant 6, Young 5.5, Shanle 4, Fujita 3.5, H. Thomas 3.5, Cooper 1, Harper 1, Lake 1, Simoneau 1, Whitehead 1, **Team 38; Opponents 23**

RUSHING	No	Yds	Avg	LG	TD
McAllister	244	1057	4.3	57	10
Bush	155	565	3.6	18	6
Karney	11	33	3.0	8	1
Brees	42	32	0.8	16	0
Branch	10	29	2.9	9	0
Henderson	2	14	7.0	11t	1
McAfee	3	12	4.0	6t	1
Stecker	4	11	2.8	4	0
Copper	1	8	8.0	8	0
Team	**472**	**1761**	**3.7**	**57**	**19**
Opponents	**418**	**2063**	**4.9**	**77t**	**10**

RECEIVING	No	Yds	Avg	Long	TD
Bush	88	742	8.4	74	2
Colston	70	1038	14.8	86t	8
Horn	37	679	18.4	72t	4
Henderson	32	745	23.3	76t	5
McAllister	30	198	6.6	24	0
Copper	23	385	16.7	48t	3
Stecker	19	190	10.0	48	0
Campbell	18	164	9.1	33	0
Karney	15	96	6.4	12	2
Miller	14	129	9.2	22	0
Conwell	8	57	7.1	15	1
Jones	6	108	18.0	41	1
Branch	5	14	2.8	7t	1
Owens	4	44	11.0	25	0
Lawrie	1	17	17.0	17	0
McIntyre TM	1	10	10.0	10	0
L. Moore	1	10	10.0	10	0
Team	**372**	**4626**	**12.4**	**86t**	**27**
Opponents	**267**	**3122**	**11.7**	**60t**	**26**

INTERCEPTIONS	No	Yds	Avg	Long	TD
McKenzie	2	54	27.0	54	0
Fujita	2	19	9.5	19	0
Bullocks	2	14	7.0	14	0
Stoutmire	2	10	5.0	10	0
Thomas	1	9	9.0	9	0
Craft	1	0	0.0	0	0
Simoneau	1	0	0.0	0	0
Team	**11**	**106**	**9.6**	**54**	**0**
Opponents	**13**	**180**	**13.8**	**52t**	**4**

PUNTING	No	Yds	Avg	Net	TB	In	Lg	B
Weatherford	77	3369	43.8	37.5	10	19	59	0
Team	**77**	**3369**	**43.8**	**37.5**	**10**	**19**	**59**	**0**
Opponents	**96**	**4181**	**43.6**	**38.0**	**8**	**30**	**65**	**1**

PUNT RETURNS	Ret	FC	Yds	Avg	Long	TD
Bush	28	2	216	7.7	65t	1
Lewis	16	10	111	6.9	26	0
L. Moore	6	2	45	7.5	25	0
Bellamy	1	0	0	0.0	0	0
Team	**51**	**14**	**372**	**7.3**	**65t**	**1**
Opponents	**40**	**17**	**279**	**7.0**	**31**	**0**

KICKOFF RET.	No	Yds	Avg	Long	TD
Lewis	37	914	24.7	51	0
Stecker	10	216	21.6	31	0
Jones	6	130	21.7	29	0
Copper	4	79	19.8	25	0
Karney	1	10	10.0	10	0
Lake	1	8	8.0	8	0
McAfee	1	20	20.0	20	0
Team	**60**	**1377**	**23.0**	**51**	**0**
Opponents	**72**	**1598**	**22.2**	**40**	**0**

FIELD GOALS	1-19	20-29	30-39	40-49	50+
Carney	1/1	9/9	7/8	5/6	1/1
Cundiff	0/0	0/0	0/0	0/0	0/1
Team	**1/1**	**9/9**	**7/8**	**5/6**	**1/2**
Opponents	**1/1**	**7/8**	**5/6**	**1/3**	**0/0**

Carney: (43G,25G,21G,20G) (45G,47G) (37G,51G,20G) (31G,43N) (21G) (39G,31G) ( ) (46G) (20G,32N) (24G) (25G) (19G,33G) ( ) (41G) (32G,26G,38G) ( )
Cundiff: ( ) ( ) ( ) ( ) ( ) ( ) ( ) ( ) ( ) ( ) ( ) ( ) ( ) ( ) ( ) (51N) ( )

Opponents: ( ) (24G,36G) (26G,25B) ( ) ( ) (47G) ( ) ( ) (32G,35N) (21G) (43N,22G,30G) (29G) (43N,24G) (37G, 37G,22G) ( ) (19G)

2006 NFC SOUTH STANDINGS
Saints Finish: 1st place

	W	L	T	Pct.
New Orleans	**10**	**6**	**0**	**.625**
Carolina	8	8	0	.500
Atlanta	7	9	0	.438
Tampa Bay	4	12	0	.250

PASSING	Att	Cmp	Yds	Cmp%	Yds/Att	TD	TD%	Int	Int%	Long	Sack/Lost	Rating
Brees	554	356	4418	64.3	7.97	26	4.7	11	2.0	86t	18/105	96.2
Martin	24	16	208	66.7	8.67	1	4.2	1	4.2	65	5/18	90.3
Bush	1	0	0	0.0	0.00	0	0.0	1	100.0	0	0/0	0.0
Horn	1	0	0	0.0	0.00	0	0.0	0	0.0	0	0/0	39.6
Team	**580**	**372**	**4626**	**64.1**	**7.98**	**27**	**4.7**	**13**	**2.2**	**86t**	**23/123**	**94.9**
Opponents	**474**	**267**	**3122**	**56.3**	**6.59**	**26**	**5.5**	**11**	**2.3**	**60t**	**38/268**	**85.1**

2007 SAINTS STATISTICS

RECORD: 7-9 FINISH: 3rd-NFC SOUTH

Date	W/L	Score	Opponent	Attendance
09/06	L	10-41	at Indianapolis	57,361
09/16	L	14-31	at Tampa Bay	65,178
09/24	**L**	**14-31**	**Tennessee**	**70,002**
10/07	**L**	**13-16**	**Carolina**	**70,001**
10/14	W	28-17	at Seattle	68,296
10/21	**W**	**22-16**	**Atlanta**	**69,994**
10/28	W	31-10	at San Francisco	68,244
11/04	**W**	**41-24**	**Jacksonville**	**70,009**
11/11	**L**	**29-37**	**St. Louis**	**70,003**
11/18	L	10-23	at Houston	70,780
11/25	W	31-6	at Carolina	72,032
12/02	**L**	**23-27**	**Tampa Bay**	**70,009**
12/10	W	34-14	at Atlanta	69,553
12/16	**W**	**31-24**	**Arizona**	**70,007**
12/23	**L**	**23-38**	**Philadelphia**	**70,011**
12/30	L	25-33	at Chicago	62,064

TEAM STATISTICS	N.O.	OPP
Total First Downs	**346**	**288**
Rushing	94	80
Passing	232	196
Penalty	20	12
3rd Down: Made/Att	99/214	86/206
3rd Down Pct.	46.3	41.7
4th Down: Made/Att	11/25	7/19
4th Down Pct.	44.0	36.8
POSSESSION AVG.	**31:09**	**28:51**
TOTAL NET YARDS	**5780**	**5570**
Avg. Per Game	361.3	348.1
Total Plays	1060	964
Avg. Per Play	5.5	5.8
NET YARDS RUSHING	**1466**	**1646**
Avg. Per Game	91.6	102.9
Total Rushes	392	408
NET YARDS PASSING	**4314**	**3924**
Avg. Per Game	269.6	245.3
Sacked/Yards Lost	16/109	32/198
Gross Yards	4423	4122
Att./Completions	652/440	524/327
Completion Pct.	67.5	62.4
Had Intercepted	18	13
PUNTS/AVERAGE	**63/43.8**	**67/43.6**
NET PUNTING AVG.	**63/37.2**	**67/39.8**
PENALTIES/YARDS	**68/581**	**89/685**
FUMBLES/BALL LOST	**25/12**	**27/10**
TOUCHDOWNS	**47**	**44**
Rushing	14	7
Passing	28	32
Returns	5	5

SCORE BY PERIODS	Q1	Q2	Q3	Q4	OT	PTS
Team	89	130	94	66	0	379
Opponents	105	104	69	110	0	388

SCORING	TD	Ru	Pa	Rt	PAT	FG	S	TP
Colston	11	0	11	0			0	66
Mare	0	0	0	0	34/34	10/17	0	64
Bush	6	4	2	0			0	42
Stecker	5	5	0	0			0	30
Gramatica LG	0	0	0	0	8/8	5/5	0	23
Gramatica TM	0	0	0	0	8/8	5/5	0	23
P. Thomas	3	1	1	1			0	20
Henderson	3	0	3	0			0	18
Moore	3	1	2	0			0	18
Patten	3	0	3	0			0	18
Copper	2	0	2	0			0	12
Johnson	2	0	2	0			0	12
Karney	2	2	0	0			0	12
McKenzie	2	0	0	2			0	12
Miller	2	0	2	0			0	12
Brees	1	1	0	0			0	6
David	1	0	0	1			0	6
Harper	1	0	0	1			0	6
W. Smith	0	0	0	0			1	2
Martin	0	0	0	0	0/0	0/0	0	0
Team	47	14	28	5	42/42	15/22	1	379
Opponents	44	7	32	5	44/44	26/30	1	388

2-Pt. Conversions: Bush 3, P. Thomas, **Team 4-5; Opponents 0-0**

SACKS: W. Smith 7, Harper 4, Wynn 3.5, Fujita 3, H. Thomas 3, B. Young 3, Grant 2.5, Simoneau 2, Bullocks 1, Lake 1, Simmons 1, Clancy 0.5, Cooper 0.5, **Team 32; Opponents 16**

RUSHING	No	Yds	Avg	LG	TD
Bush	157	581	3.7	22	4
Stecker	115	448	3.9	26	5
P. Thomas	52	252	4.8	24t	1
McAllister	24	92	3.8	15	0
Brees	23	52	2.3	9	1
Henderson	2	20	10.0	15	0
Karney	11	17	1.5	10	2
Moore	2	7	3.5	7t	1
Weatherford	1	5	5.0	5	0
Barclay LG	1	3	3.0	3	0
Martin	3	-3	-1.0	-1	0
Patten	2	-5	-2.5	1	0
Team	**392**	**1466**	**3.7**	**26**	**14**
Opponents	**408**	**1646**	**4.0**	**43**	**7**

RECEIVING	No	Yds	Avg	Long	TD
Colston	98	1202	12.3	45	11
Bush	73	417	5.7	25	2
Patten	54	792	14.7	58	3
Johnson	48	378	7.9	22	2
Stecker	36	211	5.9	26	0
Moore	32	302	9.4	22	2
Miller	27	328	12.1	57	2
Henderson	20	409	20.5	54	3
P. Thomas	17	151	8.9	17	1
Copper	15	126	8.4	21	2
Karney	13	78	6.0	11	0
McAllister	4	15	3.8	7	0
Barclay LG	2	13	6.5	7	0
Brees	2	10	5.0	8	0
Owens TM	1	4	4.0	4	0
Team	**440**	**4423**	**10.1**	**58**	**28**
Opponents	**327**	**4122**	**12.6**	**80t**	**32**

INTERCEPTIONS	No	Yds	Avg	Long	TD
McKenzie	3	161	53.7	75t	2
Harper	3	58	19.3	31t	1
David	3	21	7.0	19	0
Craft	2	21	10.5	21	0
Bullocks	2	6	3.0	6	0
Team	**13**	**267**	**20.5**	**75t**	**3**
Opponents	**18**	**336**	**18.7**	**83t**	**2**

PUNTING	No	Yds	Avg	Net	TB	In	Lg	B
Weatherford	63	2757	43.8	37.2	4	20	61	0
Team	**63**	**2757**	**43.8**	**37.2**	**4**	**20**	**61**	**0**
Opponents	**67**	**2924**	**43.6**	**39.8**	**3**	**28**	**60**	**0**

PUNT RETURNS	Ret	FC	Yds	Avg	Long	TD
Moore	20	15	185	9.3	48	0
Barclay LG	3	1	34	11.3	19	0
Bush	3	0	12	4.0	10	0
Craft	1	0	0	0.0	0	0
David	0	1	0	---	---	0
Team	**24**	**16**	**197**	**8.2**	**48**	**0**
Opponents	**35**	**11**	**335**	**9.6**	**64t**	**1**

KICKOFF RET.	No	Yds	Avg	Long	TD
P. Thomas	36	865	24.0	64	0
Barclay LG	19	402	21.2	37	0
Barclay TM	5	98	19.6	28	0
Moore	17	318	18.7	32	0
Stecker	6	137	22.8	41	0
Copper	2	49	24.5	25	0
Patten	2	20	10.0	10	0
Cooper	1	8	8.0	8	0
Lake	1	10	10.0	10	0
Miller	1	8	8.0	8	0
Team	**71**	**1513**	**21.3**	**64**	**0**
Opponents	**56**	**1256**	**22.4**	**100t**	**1**

FIELD GOALS	1-19	20-29	30-39	40-49	50+
Mare	0/0	4/5	3/4	2/3	1/5
Gramatica LG	0/0	0/0	2/2	2/2	1/1
Gramatica TM	0/0	0/0	2/2	2/2	1/1
Team	**0/0**	**4/5**	**5/6**	**4/5**	**2/6**
Opponents	**0/0**	**10/11**	**10/10**	**3/4**	**3/5**

Mare: (52N,34G) (38N) ( ) (25G,28G,20B,54N) ( ) ( ) (26G) (46G,43N,52N,34G) ( ) (52G) (46G,57N) ( ) (23G,36G) ( ) ( ) ( )

Gramatica: ( ) ( ) ( ) ( ) ( ) ( ) ( ) ( ) ( ) ( ) ( ) ( ) ( ) ( ) ( ) (31G) (55G,35G,46G) (48G)

Opponents: (33G,33G) (27G) (33G,27N) (23G,35G, 52G) (44B,52G) (38G,33G,21G) (29G) (30G) (49G,21G, 44G) (36G,53G,23G) (45G,29G) (27G,53N,31G) ( ) (54N, 26G) (24G) (39G)

2007 NFC SOUTH STANDINGS
Saints Finish: 3rd place

	W	L	T	Pct.
Tampa Bay	9	7	0	.563
Carolina	7	9	0	.438
New Orleans	**7**	**9**	**0**	**.438**
Atlanta	4	12	0	.250

PASSING	Att	Cmp	Yds	Cmp%	Yds/Att	TD	TD%	Int	Int%	Long	Sack/Lost	Rating
Brees	652	440	4423	67.5	6.78	28	4.3	18	2.8	58	16/109	89.4
Team	**652**	**440**	**4423**	**67.5**	**6.78**	**28**	**4.3**	**18**	**2.8**	**58**	**16/109**	**89.4**
Opponents	**524**	**327**	**4122**	**62.4**	**7.87**	**32**	**6.1**	**13**	**2.5**	**80t**	**32/198**	**96.9**

2008 SAINTS STATISTICS

RECORD: 8-8 FINISH: 4th-NFC SOUTH

Date	W/L	Score	Opponent	Attendance
09/07	**W**	**24-20**	**Tampa Bay**	**69,881**
09/14	L	24-29	at Washington	88,246
09/21	L	32-34	at Denver	75,713
09/28	**W**	**31-17**	**San Francisco**	**70,008**
10/06	**L**	**27-30**	**Minnesota**	**70,015**
10/12	**W**	**34- 3**	**Oakland**	**70,068**
10/19	L	7-30	at Carolina	73,687
10/26	**W**	**37-32**	**San Diego**	**83,226**
11/09	L	20-34	at Atlanta	64,826
11/16	W	30-20	at Kansas City	74,159
11/24	**W**	**51-29**	**Green Bay**	**70,668**
11/30	L	20-23	at Tampa Bay	64,430
12/07	**W**	**29-25**	**Atlanta**	**70,011**
12/11	Lot	24-27	at Chicago	61,692
12/21	W	42- 7	at Detroit	49,309
12/28	**L**	**31-33**	**Carolina**	**69,999**

TEAM STATISTICS	N.O.	OPP
Total First Downs	**354**	**299**
Rushing	103	100
Passing	232	180
Penalty	19	19
3rd Down: Made/Att	97/200	82/206
3rd Down Pct.	48.5	39.8
4th Down: Made/Att	10/18	8/14
4th Down Pct.	55.6	57.1
POSSESSION AVG.	**30:23**	**29:37**
TOTAL NET YARDS	**6571**	**5432**
Avg. Per Game	410.7	339.5
Total Plays	1047	999
Avg. Per Play	6.3	5.4
NET YARDS RUSHING	**1594**	**1885**
Avg. Per Game	99.6	117.8
Total Rushes	398	445
NET YARDS PASSING	**4977**	**3547**
Avg. Per Game	311.1	221.7
Sacked/Yards Lost	13/92	28/161
Gross Yards	5069	3708
Att./Completions	636/413	526/299
Completion Pct.	64.9	56.8
Had Intercepted	18	15
PUNTS/AVERAGE	**53/44.6**	**66/41.1**
NET PUNTING AVG.	**35.9**	**35.2**
PENALTIES/YARDS	**86/797**	**84/637**
FUMBLES/BALL LOST	**18/8**	**16/7**
TOUCHDOWNS	**57**	**41**
Rushing	20	14
Passing	34	21
Returns	3	6

SCORE BY PERIODS	Q1	Q2	Q3	Q4	OT	PTS
Saints	67	154	115	127	0	463
Opponents	80	141	69	100	3	393

SCORING	TD	Ru	Pa	Rt	PAT	FG	S	TP
P.Thomas	12	9	3	0			0	72
Hartley	0	0	0	0	28/28	13/13	0	67
Moore	10	0	10	0			0	60
Bush	9	2	4	3			0	54
McAllister	6	5	1	0			0	36
Gramatica	0	0	0	0	16/16	6/10	0	34
Colston	5	0	5	0			0	30
Meachem	4	1	3	0			0	24
Henderson	3	0	3	0			0	18
Mehlhaff	0	0	0	0	9/10	3/4	0	18
Campbell	2	0	2	0			0	12
Karney	2	2	0	0			0	12
Bell	1	1	0	0			0	6
Miller	1	0	1	0			0	6
Patten	1	0	1	0			0	6
Stecker	1	0	1	0			0	6
Grant	0	0	0	0			1	2
Saints	**57**	**20**	**34**	**3**	**53/54**	**22/27**	**1**	**463**
Opponents	**41**	**14**	**21**	**6**	**37/37**	**34/39**	**1**	**393**

2-Pt. Conversions: Team 0-3, Opponents 3-4

SACKS: McCray 6, Ellis 4, Charleston 3, Grant 3, Smith 3, Clancy 2, Shanle 2, Gay 1, Porter 1, Reis 1, Vilma 1, B.Young 1,
Saints 28, Opponents 13

RUSHING	No	Yds	Avg	LG	TD
P.Thomas	129	625	4.8	42t	9
McAllister	107	418	3.9	19	5
Bush	106	404	3.8	43	2
Stecker	8	43	5.4	12	0
Bell	13	42	3.2	15	1
Henderson	4	33	8.3	30	0
Meachem	1	20	20.0	20t	1
Karney	8	10	1.3	3	2
Brees	22	-1	0.0	9	0
Saints	**398**	**1594**	**4.0**	**43**	**20**
Opponents	**445**	**1885**	**4.2**	**46**	**14**

RECEIVING	No	Yds	Avg	Long	TD
Moore	79	928	11.7	70t	10
Bush	52	440	8.5	42t	4
Shockey	50	483	9.7	26	0
Colston	47	760	16.2	70t	5
Miller	45	579	12.9	41	1
Henderson	32	793	24.8	84t	3
P. Thomas	31	284	9.2	24	3
McAllister	18	128	7.1	20	1
Meachem	12	289	24.1	74	3
Campbell	12	121	10.1	29	2
Patten	11	162	14.7	39t	1
Stecker	9	52	5.8	12	1
Karney	9	18	2.0	7	0
Sobomehin	2	8	4.0	10	0
Ryan TM	2	7	3.5	5	0
Bell	1	14	14.0	14	0
Ortega	1	3	3.0	3	0
Saints	**413**	**5069**	**12.3**	**84t**	**34**
Opponents	**299**	**3708**	**12.4**	**67t**	**21**

INTERCEPTIONS	No	Yds	Avg	Long	TD
David	5	83	16.6	42	0
Fujita	2	19	9.5	17	0
Kaesviharn	2	13	6.5	13	0
U.Young	2	3	1.5	3	0
Porter	1	25	25.0	25	0
Bullocks	1	23	23.0	23	0
McKenzie	1	14	14.0	14	0
Vilma	1	8	8.0	8	0
Saints	**15**	**188**	**12.5**	**42**	**0**
Opponents	**18**	**270**	**15.0**	**95t**	**2**

PUNTING	No	Yds	Avg	Net	TB	In	Lg	B
Weatherford TM	26	1094	42.1	34.2	3	5	61	0
Pakulak	24	1144	47.7	37.8	2	3	70	0
Graham TM	3	126	42.0	35.3	0	1	44	0
Saints	**53**	**2364**	**44.6**	**35.9**	**5**	**9**	**70**	**0**
Opponents	**66**	**2711**	**41.1**	**35.2**	**4**	**23**	**65**	**0**

PUNT RET	Ret	FC	Yds	Avg	Long	TD
Bush	20	3	270	13.5	71t	3
Moore	6	13	40	6.7	11	0
Green	0	1	0	---	---	0
Saints	**26**	**17**	**310**	**11.9**	**71t**	**3**
Opponents	**34**	**7**	**363**	**10.7**	**42**	**0**

KICKOFF RET	No	Yds	Avg	Long	TD
P.Thomas	31	793	25.6	88	0
Roby LG	24	573	23.9	62	0
Roby TM	19	472	24.8	62	0
Green	4	133	33.3	60	0
Copper TM	2	35	17.5	18	0
Stecker	2	10	5.0	10	0
Moore	1	36	36.0	36	0
Meachem	1	9	9.0	9	0
Ortega	1	8	8.0	8	0
Campbell	1	0	0.0	0	0
Saints	**62**	**1496**	**24.1**	**88**	**0**
Opponents	**76**	**1827**	**24.0**	**83t**	**1**

FIELD GOALS	1-19	20-29	30-39	40-49	50+
Hartley	0/ 0	5/ 5	4/ 4	4/ 4	0/0
Gramatica	0/ 0	0/ 0	3/ 3	2/ 5	1/2
Mehlhaff	0/ 0	1/ 1	1/ 2	1/ 1	0/0
Saints	**0/ 0**	**6/ 6**	**8/ 9**	**7/ 10**	**1/2**
Opponents	**0/ 0**	**13/13**	**15/16**	**5/ 7**	**1/3**

Hartley: ( ) ( ) ( ) ( ) ( ) ( ) ( ) ( ) (24G,44G) (30G,23G,35G) (30G) (47G,43G) (26G,46G,25G) (30G) ( ) (21G)

Gramatica: (34G) (49G) (43G,51N,43N) (31G) (46B,35G,53G,46N) ( ) ( ) ( ) ( ) ( ) ( ) ( ) ( ) ( ) ( ) ( ) ( )

Mehlhaff: ( ) ( ) ( ) ( ) ( ) ( ) (31N,44G,33G) ( ) (23G) ( ) ( ) ( ) ( ) ( ) ( ) ( ) ( ) ( )

Opponents: (37G,33G) (49N,22G,36G,30N,35G) (27G,34G) (47G,49G,38G) (53G,33G,30G) (24G,57N,59N) (39G,48G,28G) (33G,24G,31G) (22G,27G) (20G,21G) ( ) (38G,23G,37G) (23G) (28G,35G) ( ) (45G,26G,34G,41N,42G)

2008 NFC SOUTH STANDINGS
Saints Finish: 4th Place

Carolina	12	4	0	.750
Atlanta	11	5	0	.688
Tampa Bay	9	7	0	.563
New Orleans	**8**	**8**	**0**	**.500**

PASSING	Att	Cmp	Yds	Cmp%	Yds/Att	TD	TD%	Int	Int%	Long	Sack/Lost	Rating
Brees	635	413	5069	65.0	7.98	34	5.4	17	2.7	84t	13/ 92	96.2
Moore	1	0	0	0.0	0.0	0	0.0	1	100.0	---	0/ 0	0.0
Saints	**636**	**413**	**5069**	**64.9**	**7.97**	**34**	**5.3**	**18**	**2.8**	**84t**	**13/ 92**	**95.4**
Opponents	**526**	**299**	**3708**	**56.8**	**7.05**	**21**	**4.0**	**15**	**2.9**	**67t**	**28/161**	**80.3**

2009 SAINTS STATISTICS

RECORD: 13-3 FINISH: 1st-NFC SOUTH

Date	W/L	Score	Opponent	Attendance
09/13	**W**	**45-27**	**Detroit**	**69,719**
09/20	W	48-22	at Philadelphia	69,144
09/27	W	27-7	at Buffalo	70,261
10/04	**W**	**24-10**	**New York Jets**	**70,009**
10/18	**W**	**48-27**	**New York Giants**	**70,011**
10/25	W	46-34	at Miami	66,689
11/02	**W**	**35-27**	**Atlanta**	**70,088**
11/08	**W**	**30-20**	**Carolina**	**70,011**
11/15	W	28-23	at St. Louis	59,858
11/22	W	38-7	at Tampa Bay	62,720
11/30	**W**	**38-17**	**New England**	**70,768**
12/06	W	33-30 OT	at Washington	84,520
12/13	W	26-23	at Atlanta	68,930
12/19	**L**	**17-24**	**Dallas**	**70,213**
12/27	**L**	**17-20 OT**	**Tampa Bay**	**70,021**
1/03	L	10-23	at Carolina	73,047

TEAM STATISTICS	N.O.	OPP
Total First Downs	**348**	**310**
Rushing	115	111
Passing	215	175
Penalty	18	24
3rd Down: Made/Att	88/197	82/216
3rd Down Pct.	44.7	38.0
4th Down: Made/Att	6/15	11/24
4th Down Pct.	40.0	45.8
POSSESSION AVG.	**31:10**	**28:50**
TOTAL NET YARDS	**6461**	**5724**
Avg. Per Game	403.8	357.8
Total Plays	1032	1044
Avg. Per Play	6.3	5.5
NET YARDS RUSHING	**2106**	**1955**
Avg. Per Game	131.6	122.2
Total Rushes	468	435
NET YARDS PASSING	**4355**	**3769**
Avg. Per Game	272.2	235.6
Sacked/Yards Lost	20/135	35/192
Gross Yards	4490	3961
Att./Completions	544/378	574/330
Completion Pct.	69.5	57.5
Had Intercepted	12	26
PUNTS/AVERAGE	**58/43.6**	**71/43.0**
NET PUNTING AVG.	**58/36.0**	**71/38.9**
PENALTIES/YARDS	**89/787**	**86/717**
FUMBLES/BALL LOST	**25/16**	**18/13**
TOUCHDOWNS	**64**	**37**
Rushing	21	19
Passing	34	15
Returns	9	3

SCORE BY PERIODS	Q1	Q2	Q3	Q4	OT	PTS
Team	85	176	107	139	3	510
Opponents	106	93	91	49	3	341

SCORING	TD	Ru	Pa	Rt	PAT	FG	S	TP
Carney	0	0	0	0	50/52	13/17	0	89
Meachem	10	0	9	1			0	60
Colston	9	0	9	0			0	54
Bush	8	5	3	0			0	48
P. Thomas	8	6	2	0			0	48
Hartley	0	0	0	0	10/11	9/11	0	37
Bell	5	5	0	0			0	30
H. Evans	3	1	2	0			0	18
Sharper	3	0	0	3			0	18
Shockey	3	0	3	0			0	18
Brees	2	2	0	0			0	12
Hamilton	2	2	0	0		0	12	
Henderson	2	0	2	0			0	12
Moore	2	0	2	0			0	12
Ayodele	1	0	0	1			0	6
Dinkins	1	0	1	0			0	6

SCORING	TD	Ru	Pa	Rt	PAT	FG	S	TP
Greer	1	0	0	1			0	6
Hargrove	1	0	0	1			0	6
Porter	1	0	0	1			0	6
Roby	1	0	0	1			0	6
D. Thomas	1	0	1	0			0	6
Team	**64**	**21**	**34**	**9**	**60/63**	**22/28**	**0**	**510**
Opponents	**37**	**19**	**15**	**3**	**36/36**	**27/32**	**1**	**341**

2-Pt. Conversions: Team 0-1, Opponents 0-1

SACKS: Smith 13, Grant 5.5, Hargrove 5, Ellis 2, Vilma 2, Ayodele 1.5, Rom. Harper 1.5, McCray 1.5, Fujita 1, Gay 1, Sharper 0.5, Torrence 0.5 **Saints 35, Opponents 20**

RUSHING	No	Yds	Avg	LG	TD
P. Thomas	147	793	5.4	34t	6
Bell	172	654	3.8	35	5
Bush	70	390	5.6	55	5
Hamilton	35	125	3.6	19	2
Meachem	6	82	13.7	41	0
Brees	22	33	1.5	10	2
H. Evans	5	16	3.2	6	1
Henderson	4	13	3.3	13	0
Colston	1	6	6.0	6	0
Eckel	2	6	3.0	7	0
Brunell	4	-12	-3.0	-1	0
Team	**468**	**2106**	**4.5**	**55**	**21**
Opponents	**435**	**1955**	**4.5**	**68t**	**19**

Receiving	No	Yds	Avg	Long	TD
Colston	70	1074	15.3	68	9
Henderson	51	804	15.8	75t	2
Shockey	48	569	11.9	66	3
Bush	47	335	7.1	29	3
Meachem	45	722	16.0	54t	9
P. Thomas	39	302	7.7	36	2
D. Thomas	35	356	10.2	37	1
Moore	14	153	10.9	22	2
H. Evans	10	70	7.0	13t	2
Hamilton	5	48	9.6	16	0
Dinkins	5	22	4.4	8	1
Bell	4	12	3.0	9	0
Eckel	2	14	7.0	8	0
Humphrey	1	7	7.0	7	0
Roby	1	6	6.0	6	0
Brees	1	-4	-4.0	-4	0
Team	**378**	**4490**	**11.9**	**75t**	**34**
Opponents	**330**	**3961**	**12.0**	**71t**	**15**

INTERCEPTIONS	NO	YDS	AVG	LONG	TD
Sharper	9	376	41.8	99t	3
Porter	4	72	18.0	54t	1
Vilma	3	25	8.3	11	0
Greer	2	59	29.5	48t	1
Shanle	2	16	8.0	13	0
Reis	1	33	33.0	33	0
Gay	1	25	25.0	25	0
Young	1	24	24.0	24	0
Jenkins	1	14	14.0	14	0
McKenzie	1	8	8.0	8	0
Smith	1	0	0.0	0	0
Team	**26**	**652**	**25.1**	**99t**	**5**
Opponents	**12**	**133**	**11.1**	**41**	**0**

PUNTING	No	Yds	Avg	Net	TB	In	Lg	B
Morstead	58	2528	43.6	36.0	4	18	60	0
Team	**58**	**2528**	**43.6**	**36.0**	**4**	**18**	**60**	**0**
Opponents	**71**	**3055**	**43.0**	**38.9**	**7**	**19**	**61**	**0**

PUNT RETURNS	Ret	FC	Yds	Avg	Long	TD
Bush	27	9	130	4.8	23	0
Henderson	4	5	16	4.0	11	0
Moore	1	2	0	0.0	0	0
Sharper	1	1	6	6.0	6	0
Team	**33**	**17**	**152**	**4.6**	**23**	**0**
Opponents	**25**	**13**	**358**	**14.3**	**77t**	**1**

KICKOFF RET.	No	Yds	Avg	Long	TD
Roby	42	1154	27.5	97t	1
Meachem	6	148	24.7	42	0
Hamilton	3	15	5.0	15	0
Bell	2	45	22.5	28	0
Charleston	2	11	5.5	11	0
Dinkins	1	1	1.0	1	0
P. Thomas	1	19	19.0	19	0
Team	**57**	**1393**	**24.4**	**97t**	**1**
Opponents	**74**	**1813**	**24.5**	**87**	**0**

FIELD GOALS	1-19	20-29	30-39	40-49	50+
Carney	0/ 0	6/ 6	5/ 8	2/ 3	0/0
Hartley	1/ 1	3/ 3	5/ 6	0/ 0	0/1
Team	**1/ 1**	**9/ 9**	**10/ 14**	**2/ 3**	**0/1**
Opponents	**0/ 0**	**7/9**	**14/15**	**6/ 6**	**0/2**

Carney:(34B,39G)(23G,25G)(27GG,35G)(34G)()(46G,49N,20G)(37N)(23G,25G,40G)()(38G)(30G,37N)()()()()()

Hartley:()()()()()()()()()()(34G,27G,28G,58N,18G)(33G,38G)(34G)(28G,37N)(35G)

Opponents:(47G,24G)(23G,32G)()(38G)(49G,38G)(32G,33G)(34N,51N,25G,40G)(32G,25G)(32G)()(36G,50N)(32G,28G,21G,23N)(36G,30G,27G)(44G,24N)(34G,47G)(41G,39G,37G)

2009 NFC SOUTH STANDINGS
Saints Finish: 1st Place

New Orleans	**13**	**3**	**0**	**.813**
Atlanta	9	7	0	.563
Carolina	8	8	0	.500
Tampa Bay	3	13	0	.188

PASSING	Att	Cmp	Yds	Cmp%	Yds/Att	TD	TD%	Int	Int%	Long	Sack/Lost	Rating
Brees	514	363	4388	70.6	8.54	34	6.6	11	2.1	75t	20/ 135	109.6
Brunell	30	15	102	50.0	3.40	0	0.0	1	3.3	18	0/ 0	44.0
Team	**544**	**378**	**4490**	**69.5**	**8.25**	**34**	**6.3**	**12**	**2.2**	**75t**	**20/ 135**	**106.0**
Opponents	**574**	**330**	**3961**	**57.5**	**6.90**	**15**	**2.6**	**26**	**4.5**	**71t**	**35/ 192**	**68.6**

2010 SAINTS STATISTICS

RECORD: 11-5 FINISH: 2nd-NFC SOUTH

Date	W/L	Score	Opponent	Attendance
09/09	**W**	**14-9**	**Minnesota**	**70,051**
09/20	W	25-22	at San Francisco	69,732
09/26	**L**	**24-27 OT**	**Atlanta**	**70,051**
10/03	**W**	**16-14**	**Carolina**	**70,016**
10/10	L	20-30	at Arizona	62,621
10/17	W	31-6	at Tampa Bay	51,759
10/24	**L**	**17-30**	**Cleveland**	**70,077**
10/31	**W**	**20-10**	**Pittsburgh**	**70,011**
11/07	W	34-3	at Carolina	73,191
11/21	**W**	**34-19**	**Seattle**	**70,015**
11/25	W	30-27	at Dallas	93,985
12/05	W	34-30	at Cincinnati	59,963
12/12	**W**	**31-13**	**St. Louis**	**70,015**
12/19	L	24-30	at Baltimore	71,432
12/27	W	17-14	at Atlanta	70,144
01/02	**L**	**13-23**	**Tampa Bay**	**70,068**

TEAM STATISTICS	N.O.	OPP
Total First Downs	**351**	**273**
Rushing	94	94
Passing	236	150
Penalty	21	29
3rd Down: Made/Att	106/217	70/203
3rd Down Pct.	48.8	34.5
4th Down: Made/Att	5/11	15/23
4th Down Pct.	45.5	65.2
POSSESSION AVG.	**31:39**	**28:21**
TOTAL NET YARDS	**5960**	**4900**
Avg. Per Game	372.5	306.3
Total Plays	1067	948
Avg. Per Play	5.6	5.2
NET YARDS RUSHING	**1519**	**1797**
Avg. Per Game	94.9	112.3
Total Rushes	380	421
NET YARDS PASSING	**4441**	**3103**
Avg. Per Game	277.6	193.9
Sacked/Yards Lost	26/195	33/250
Gross Yards	4636	3353
Att./Completions	661/450	494/306
Completion Pct.	68.1	61.9
Had Intercepted	22	9
PUNTS/AVERAGE	**57/45.9**	**67/44.7**
NET PUNTING AVG.	**57/38.4**	**67/40.6**
PENALTIES/YARDS	**90/884**	**88/701**
FUMBLES/BALL LOST	**23/9**	**34/16**
TOUCHDOWNS	**44**	**32**
Rushing	9	13
Passing	33	13
Returns	2	6

SCORE BY PERIODS	Q1	Q2	Q3	Q4	OT	PTS
Team	112	93	74	105	0	384
Opponents	33	112	53	106	3	307

SCORING	TD	Ru	Pa	Rt	PAT	FG	S	TP
Hartley	0	0	0	0	40/40	20/25	0	100
Moore	8	0	8	0			0	48
Colston	7	0	7	0			0	42
Graham	5	0	5	0			0	30
Ivory	5	5	0	0			0	30
Meachem	5	0	5	0			0	30
Carney	0	0	0	0	3/3	5/6	0	18
Shockey	3	0	3	0			0	18
Betts	2	2	0	0			0	12
P. Thomas	2	2	0	0			0	12
D. Thomas	2	0	2	0			0	12
Bush	1	0	1	0			0	6
H. Evans	1	0	1	0			0	6
Greer	1	0	0	1			0	6
Henderson	1	0	1	0			0	6

SCORING	TD	Ru	Pa	Rt	PAT	FG	S	TP
Jenkins	1	0	0	1			0	6
Team	**44**	**9**	**33**	**2**	**43/43**	**25/31**	**1**	**384**
Opponents	**32**	**13**	**13**	**6**	**27/29**	**28/34**	**0**	**307**

2-Pt. Conversions: Team 0-1, Opponents 2-3

SACKS: Ellis 6, Smith 5.5, Vilma 4, Charleston 3, Harper 3, A. Brown 2, Wilkerson 2, Ayodele 1, Dunbar 1, Hargrove 1, Jenkins 1, M. Mitchell 1, Torrence 1
Saints 33, Opponents 26

FUM/LOST: Brees 9/2, Ivory 4/2, Bush 2/1, Moore 2/1, Betts 1/1, Daniel 1/0, Graham 1/0, J. Jones (LG) 1/1, J. Jones (TM) 1/1, Roby 1/1, Smith 1/0

RUSHING	No	Yds	Avg	LG	TD
Ivory	137	716	5.2	55t	5
P. Thomas	83	269	3.2	16	2
J. Jones LG	60	223	3.7	54	0
J. Jones TM	48	193	4.0	54	0
Betts	45	150	3.3	12	2
Bush	36	150	4.2	23	0
Daniel	2	16	8.0	16	0
Meachem	4	14	3.5	8	0
Henderson	3	8	2.7	9	0
Graham	1	3	3.0	3	0
H. Evans	2	2	1.0	2	0
Colston	1	1	1.0	1	0
Brees	18	-3	-0.2	7	0
Team	**380**	**1519**	**4.0**	**55t**	**9**
Opponents	**421**	**1797**	**4.3**	**68**	**13**

Receiving	No	Yds	Avg	Long	TD
Colston	84	1023	12.2	43	7
Moore	66	763	11.6	80t	8
Meachem	44	638	14.5	55	5
Shockey	41	408	10.0	31	3
Henderson	34	464	13.6	57	1
Bush	34	208	6.1	20	1
Graham	31	356	11.5	52	5
D. Thomas	30	219	7.3	22	2
P. Thomas	29	201	6.9	23	0
Betts	23	141	6.1	25	0
J. Jones LG	17	59	3.5	13	0
J. Jones TM	17	59	3.5	13	0
Arrington	7	79	11.3	17	0
H. Evans	7	41	5.9	18	1
Ivory	1	17	17.0	17	0
Humphrey	1	12	12.0	12	0
Brees	1	7	7.0	7	0
Team	**450**	**4636**	**10.3**	**80t**	**33**
Opponents	**306**	**3353**	**11.0**	**68**	**13**

INTERCEPTIONS	NO	YDS	AVG	LONG	TD
Jenkins	2	105	52.5	96t	1
Greer	2	50	25.0	26	1
Torrence	1	21	21.0	21	0
Harper	1	6	6.0	6	0
Porter	1	5	5.0	5	0
Vilma	1	5	5.0	5	0
Smith	1	4	4.0	4	0
Team	**9**	**196**	**21.8**	**96t**	**2**
Opponents	**22**	**344**	**15.6**	**66**	**4**

PUNTING	No	Yds	Avg	Net	TB	In	Lg	B
Morstead	57	2618	45.9	38.4	6	21	64	0
Team	**57**	**2618**	**45.9**	**38.4**	**6**	**21**	**64**	**0**
Opponents	**67**	**2993**	**44.7**	**40.6**	**3**	**26**	**59**	**0**

PUNT RETURNS	Ret	FC	Yds	Avg	Long	TD
Bush	14	2	92	6.6	43	0
Moore	11	16	112	10.2	72	0
Porter	2	0	6	3.0	4	0
Team	**27**	**18**	**210**	**7.8**	**72**	**0**
Opponents	**26**	**10**	**310**	**11.9**	**69**	**0**

KICKOFF RET.	No	Yds	Avg	Long	TD
Roby	33	785	23.8	39	0
P. Thomas	7	154	22.0	32	0
Henderson	6	142	23.7	27	0
H. Evans	4	45	11.3	13	0
Betts	1	23	23.0	23	0
Bush	1	32	32.0	32	0
Giordano	0	0	---	---	0
Team	**52**	**1181**	**22.7**	**39**	**0**
Opponents	**66**	**1592**	**24.1**	**69**	**0**

FIELD GOALS	1-19	20-29	30-39	40-49	50+
Hartley	1/ 1	4/ 6	7/ 9	6/ 7	2/2
Carney	0/ 0	1/ 2	4/ 4	0/ 0	0/0
Team	**1/ 1**	**5/ 8**	**11/ 13**	**6/ 7**	**2/2**
Opponents	**1/ 1**	**11/11**	**5/5**	**10/ 14**	**1/3**

Hartley:(46N,32N)(46G,19G,37G)(32G,29N)()()(27G,33N)(32G)(31G,23G)(31G,36G)(27N)(50G.45G,28G)(48G,24G)(40G)(47G)(52G)(45G,38G)
Carney:()()()(32G,32G,25G)(31G,32G,29N)()()()()()()()()

Opponents:(41G)()(23G,46G)()(37G,44G,29G)(40N,47N)(23G,21G,48G)(19G,51N)(20G,40N)(20G,43G,43G,20G)(21G,53G,59N)(29G,23G,47G)(38G,45G,46N)(33G,32G,27G)()(43G,32G,48G)

2010 NFC SOUTH STANDINGS
Saints Finish: 2nd Place

Atlanta	13	3	0	.813
New Orleans	**11**	**5**	**0**	**.688**
Tampa Bay	10	6	0	.625
Carolina	2	14	0	.125

PASSING	Att	Cmp	Yds	Cmp%	Yds/Att	TD	TD%	Int	Int%	Long	Sack/Lost	Rating
Brees	658	448	4620	68.1	7.02	33	5.0	22	3.3	80t	25/ 185	90.9
Daniel	3	2	16	66.7	5.33	0	0.0	0	0.0	9	1/ 10	79.9
Team	**661**	**450**	**4636**	**68.1**	**7.01**	**33**	**5.0**	**22**	**3.3**	**80t**	**26/ 195**	**90.8**
Opponents	**494**	**306**	**3353**	**61.9**	**6.79**	**13**	**2.6**	**9**	**1.8**	**68**	**33/ 250**	**83.2**

2011 SAINTS STATISTICS

RECORD: 13-3 FINISH: 1st-NFC SOUTH

Date	W/L	Score	Opponent	Attendance
09/08	L	34-42	at Green Bay	70,555
09/18	**W**	**30-13**	**Chicago**	**73,019**
09/25	**W**	**40-33**	**Houston**	**73,002**
10/02	W	23-10	at Jacksonville	62,471
10/09	W	30-27	at Carolina	72,679
10/16	L	20-26	at Tampa Bay	56,590
10/23	**W**	**62-7**	**Indianapolis**	**73,012**
10/30	L	21-31	at St. Louis	57,179
11/06	**W**	**27-16**	**Tampa Bay**	**73,043**
11/13	W	26-23 OT	at Atlanta	70,359
11/28	**W**	**49-24**	**New York Giants**	**73,068**
12/04	**W**	**31-17**	**Detroit**	**73,042**
12/11	W	22-17	at Tennessee	69,143
12/18	W	42-20	at Minnesota	62,623
12/26	**W**	**45-16**	**Atlanta**	**73,085**
01/01	**W**	**45-17**	**Carolina**	**73,065**

TEAM STATISTICS	N.O.	OPP
Total First Downs	**416**	**326**
Rushing	116	92
Passing	280	196
Penalty	20	38
3rd Down: Made/Att	118/208	67/202
3rd Down Pct.	56.7	33.2
4th Down: Made/Att	3/10	6/22
4th Down Pct.	30.0	27.3
POSSESSION AVG.	**31:46**	**28:14**
TOTAL NET YARDS	**7474**	**5895**
Avg. Per Game	467.1	368.4
Total Plays	1117	1010
Avg. Per Play	6.7	5.8
NET YARDS RUSHING	**2127**	**1738**
Avg. Per Game	132.9	108.6
Total Rushes	431	351
NET YARDS PASSING	**5347**	**4157**
Avg. Per Game	334.2	259.8
Sacked/Yards Lost	24/158	33/256
Gross Yards	5505	4413
Att./Completions	662/472	626/362
Completion Pct.	71.3	57.8
Had Intercepted	14	9
PUNTS/AVERAGE	**47/47.3**	**71/44.3**
NET PUNTING AVG.	**47/43.1**	**71/38.5**
PENALTIES/YARDS	**99/851**	**109/912**
FUMBLES/BALL LOST	**6/5**	**20/7**
TOUCHDOWNS	**66**	**37**
Rushing	16	11
Passing	46	24
Returns	4	2

SCORE BY PERIODS	Q1	Q2	Q3	Q4	OT	PTS
Team	99	166	126	153	3	547
Opponents	70	113	67	89	0	339

SCORING	TD	Ru	Pa	Rt	PAT	FG	S	TP
Kasay	0	0	0	0	63/63	28/34	0	147
Graham	11	0	11	0			0	66
Sproles	10	2	7	1			0	60
Moore	8	0	8	0			0	52
Colston	8	0	8	0			0	48
Meachem	6	0	6	0			0	36
P. Thomas	6	5	1	0			0	36
Ingram	5	5	0	0			0	30
Collins	4	2	2	0			0	24
Henderson	2	0	2	0			0	12
Brees	1	1	0	0			0	6
Gilmore	1	0	1	0			0	6
Ivory	1	1	0	0			0	6
Jenkins	1	0	0	1			0	6
Torrence	1	0	0	1			0	6
Vilma	1	0	0	1			0	6
Team	**66**	**16**	**46**	**4**	**63/63**	**28/34**	**0**	**547**
Opponents	**37**	**11**	**24**	**2**	**36/37**	**27/32**	**0**	**339**

2-Pt. Conversions: Moore 2, Team 2-3, Opponents 0-0

SACKS: Harper 7.5, Smith 6.5, Galette 4.5, Casillas 3, McBride 2, Charleston 1, Dunbar 1, Humber 1, Jenkins 1, Tom Johnson 1, Jordan 1, Shanle 1, Torrence 1, Wilson 1, Ellis 0.5, Saints 33, Opponents 24

FUM/LOST: Brees 1/1, Colston 1/1, Graham 1/1, Henderson 1/0, Ingram 1/1, P. Thomas 1/1

RUSHING	No	Yds	Avg	LG	TD
Sproles	87	603	6.9	36	2
P. Thomas	110	562	5.1	33	5
Ingram	122	474	3.9	35t	5
Ivory	79	374	4.7	35t	1
Brees	21	86	4.1	20	1
Meachem	4	18	4.5	8	0
Henderson	1	9	9.0	9	0
Collins	4	4	1.0	2	2
Daniel	3	-3	-1.0	-1	0
Team	**431**	**2127**	**4.9**	**36**	**16**
Opponents	**351**	**1738**	**5.0**	**69t**	**11**

Receiving	No	Yds	Avg	Long	TD
Graham	99	1310	13.2	59	11
Sproles	86	710	8.3	39	7
Colston	80	1143	14.3	50	8
Moore	52	627	12.1	47t	8
P. Thomas	50	425	8.5	57	1
Meachem	40	620	15.5	67t	6
Henderson	32	503	15.7	79t	2
Collins	11	50	4.5	14	2
Ingram	11	46	4.2	9	0
D. Thomas	5	16	3.2	8	0
Gilmore	3	20	6.7	9	1
Arrington	2	31	15.5	17	0
Higgins	1	4	4.0	4	0
Team	**472**	**5505**	**11.7**	**79t**	**46**
Opponents	**362**	**4413**	**12.2**	**72t**	**24**

INTERCEPTIONS	NO	YDS	AVG	LONG	TD
P. Robinson	4	31	7.8	25	0
Torrence	1	42	42.0	42t	1
Shanle	1	12	12.0	12	0
Greer	1	2	2.0	2	0
Herring	1	0	0.0	0	0
Porter	1	-7	-7.0	-7	0
Team	**9**	**80**	**8.9**	**42t**	**1**
Opponents	**14**	**162**	**11.6**	**53**	**1**

PUNTING	No	Yds	Avg	Net	TB	In	Lg	B
Morstead	46	2224	48.3	43.1	4	13	64	1
Team	**47**	**2224**	**47.3**	**43.1**	**4**	**13**	**64**	**1**
Opponents	**71**	**3146**	**44.3**	**38.5**	**6**	**24**	**59**	**0**

PUNT RETURNS	Ret	FC	Yds	Avg	Long	TD
Sproles	29	19	294	10.1	72t	1
Team	**29**	**19**	**294**	**10.1**	**72t**	**1**
Opponents	**19**	**10**	**118**	**6.2**	**14**	**0**

KICKOFF RET.	No	Yds	Avg	Long	TD
Sproles	40	1089	27.2	92	0
P. Thomas	1	15	15.0	15	0
Collins	1	7	7.0	7	0
Graham	0	0	---	---	0
Team	**42**	**1111**	**26.5**	**92**	**0**
Opponents	**36**	**927**	**25.8**	**108t**	**1**

FIELD GOALS	1-19	20-29	30-39	40-49	50+
Kasay	0/ 0	11/ 11	10/ 10	5/ 8	2/5
Team	**0/ 0**	**11/ 11**	**10/ 10**	**5/ 8**	**2/5**
Opponents	**0/ 0**	**6/6**	**9/9**	**11/ 13**	**1/4**

Kasay: (30G, 38G)(31G,29G,53G)(35G)(53N, 38G, 39G, 21G, 50N)(23G, 46G, 37G) (33G,24G)(23G, 47G)(49N)(42N,21G, 34G) (52G, 40N, 48G, 44G, 26G) ()(39G)(25G, 29G, 22G)(50N)(29G) (43G)

Opponents: ()(42G, 38G)(22G, 27G, 27G, 36G) (31G)()(48G, 42G, 55N, 42G, 38G)() (38G) (40G,48G, 25G)(36G, 29G 41N, 27G) (42G,61N)(42B,31G,55N)(43G)(44G,49G) (34G,51G,30G)(41G)

2011 NFC SOUTH STANDINGS
Saints Finish: 1st Place

New Orleans	**13**	**3**	**0**	**.813**
Atlanta	10	6	0	.625
Carolina	6	10	0	.375
Tampa Bay	4	12	0	.250

PASSING	Att	Cmp	Yds	Cmp%	Yds/Att	TD	TD%	Int	Int%	Long	Sack/Lost	Rating
Brees	657	468	5476	71.2	8.33	46	7.0	14	2.1	79t	24/ 158	110.6
Daniel	5	4	29	80.0	5.80	0	0.0	0	0.0	14	0/ 0	90.8
Team	**662**	**472**	**5505**	**71.3**	**8.32**	**46**	**6.9**	**14**	**2.1**	**79t**	**24/ 158**	**110.5**
Opponents	**626**	**362**	**4413**	**57.8**	**7.05**	**24**	**3.8**	**9**	**1.4**	**72t**	**33/ 256**	**86.4**

MINNESOTA VIKINGS·44, SAINTS·10

NFC Wild Card Playoff (Jan. 3, 1988) - Louisiana Superdome (68,127)

The Vikings spoiled the Saints' playoff debut by racing out to a 21-point lead at halftime and never looking back in an NFC Wild Card Playoff game in the Superdome. New Orleans struck first when QB **Bobby Hebert** found WR **Eric Martin** for a 10-yard TD pass early in the first quarter, but the Vikings answered with 24 consecutive points. The Saints scored their final points on a 40-yard FG by K **Morten Andersen** late in the first half. A "Hail Mary" TD pass from QB **Wade Wilson** to WR **Hassan Jones** as the second quarter ended pushed the Vikings lead to 31-10. The Saints were held without a rushing first down in the contest while only moving the chains nine times. Minnesota controlled the ball for over 41 minutes, posting 28 first downs and rushing for 210 yards in the victory.

Minnesota Vikings			10	21	3	10	**44**
New Orleans Saints			7	3	0	0	**10**
Team	**Q**	**Time**	**Play Description (Extra Point) (Drive Info)**				**V-H**
NO	1	13:37	Martin 10 pass from Hebert (Andersen kick) (2-11, 0:44)				0-7
MIN	1	8:01	Nelson 42 FG (4-2, 2:05)				3-7
MIN	1	3:07	Carter 84 punt return (Nelson kick)				10-7
MIN	2	11:41	Jordan 5 pass from Wilson (Nelson kick) (10-65, 4:21)				17-7
MIN	2	6:10	Carter 10 pass from Rice (Nelson kick) (7-54, 3:08)				24-7
NO	2	3:06	Andersen 40 FG (8-40, 3:04)				24-10
MIN	2	0:00	Jones 44 pass from Wilson (Nelson kick) (3-35, 0:35)				31-10
MIN	3	1:15	Nelson 32 FG (11-68, 3:10)				34-10
MIN	4	7:14	Nelson 19 FG (13-54, 8:27)				37-10
MIN	4	1:46	Dozier 8 run (Nelson kick) (10-60, 4:20)				44-10

	MIN	NO
Total First Downs	28	9
Total Net Yards	417	149
Rushes-Yards	50-210	14-53
Net Yards Passing	207	96
Passing (A-C-I)	30-17-0	31-11-4
Sacked-Yards	6-42	2-8
Punts-Average	3-32	6-44.2
Fumbles-Lost	4-2	0-0
Penalties-Yards Lost	6-64	3-2
Time of Possession	41:18	18:42

RUSHING

MIN: D. Nelson 17-73; Anderson 7-49; Dozier 8-45, 1 TD; Fenney 7-20; Rice 4-10; Kramer 2-5; W. Wilson 2-5; Gannon 3-3
NO: Hilliard 8-39; Mayes 3-11; Hebert 2-2; Jordan 1-1

PASSING

MIN: Wilson 20-11-0, 189 yards, 2 TDs; Kramer 9-5-0, 50 yards; Rice 1-1-0, 10 yards, 1 TD
NO: Hebert 19-9-2, 84 yards, 1 TD; Wilson 12-2-2, 20 yards

RECEIVING

MIN: Carter 6-79, 1 TD; D. Nelson 2-56; Lewis 2-27; Jordan 2-17, 1 TD; Rice 2-17; Jones 1-44, 1 TD; Gustafson 1-12; Anderson 1-(-3)
NO: Brenner 2-33; Hill 2-15; Hilliard 2-15; Pattison 2-18; Tice 2-13; Martin 1-10, 1 TD

CHICAGO BEARS·16, SAINTS·6

NFC Wild Card Playoff (Jan. 6, 1991) - Soldier Field (60,767)

In a clash between two of the NFL's top defenses, the Bears jumped ahead 10-0 and held off the Saints in an NFC Wild Card Playoff game at Soldier Field. The Bears went up 3-0 on a K **Kevin Butler** 33-yard FG after an interception. Chicago surged ahead by 10 points when QB **Mike Tomczak** connected with TE **James Thornton** on an 18-yard scoring pass. K **Morten Andersen** got the Saints on the scoreboard with a 47-yard FG with 1:38 remaining in the half. An offsides call on New Orleans nullified a 61-yard return of a blocked Bears FG attempt in the third quarter. Chicago took advantage on the reprieve, driving to set up a 22-yard field goal to give the Bears a 13-3 advantage midway through the third quarter. The teams traded FGs in the final quarter, with Andersen drilling a 38-yard kick and Butler connecting from 21 yards out to produce the winning margin. Chicago RB **Neal Anderson** rushed 27 times for 102 yards and hauled in four passes for 42 yards as the Bears rolled up 365 total yards to the Saints' 193 yards of offense.

New Orleans Saints			0	3	0	3	**6**
Chicago Bears			3	7	3	3	**16**
Team	**Q**	**Time**	**Play Description (Extra Point) (Drive Info)**				**V-H**
CHI	1	10:06	Butler 19 FG (6-32, 3:22)				0-3
CHI	2	13:08	Thornton 18 pass from Tomczak (Butler kick) (6-62, 4:07)				0-10
NO	2	1:38	Andersen 47 FG (6-18, 2:09)				3-10
CHI	3	7:29	Butler 22 FG (16-60, 8:31)				3-13
NO	4	12:26	Andersen 38 FG (6-61, 4:55)				6-13
CHI	4	6:02	Butler 21 FG (9-68, 6:24)				6-16

	NO	CHI
Total First Downs	11	18
Total Net Yards	193	365
Rushes-Yards	18-65	43-189
Net Yards Passing	128	176
Passing (A-C-I)	34-11-3	26-13-0
Sacked-Yards Lost	2-25	2-12
Punts-Average	3-30	2-27.5
Fumbles-Lost	1-0	2-1
Penalties-Yards Lost	2-10	7-57
Time of Possession	22:29	37:31

RUSHING

NO: Fenerty 8-29; Fourcade 2-13; Hilliard 4-13; Heyward 4-10
CHI: Anderson 27-102; Muster 12-71; Green 2-8; Tomczak 2-8

PASSING

NO: Walsh 16-6-1, 74 yards; Fourcade 18-5-2, 79 yards
CHI: Tomczak 25-12-0, 166 yards, 1 TD; Anderson 1-1-0, 22 yards

RECEIVING

NO: Fenerty 4-22; Martin 2-47; Scales 1-31; Tice 1-19; Brenner 1-17; Perriman 1-11; Turner 1-6
CHI: Anderson 4-42; Thornton 2-43, 1 TD; Gentry 2-41; Morris 2-28; Muster 2-21; Davis 1-13

HISTORICAL PLAYOFF SUMMARIES

ATLANTA FALCONS 27, SAINTS 20

NFC Wild Card Playoff (Dec. 28, 1991) - Louisiana Superdome (68,794)

Atlanta posted 10 points in the final quarter – including a 61-yard TD grab by WR **Michael Haynes** – to defeat the Saints, 27-20, in a Wild Card clash between division rivals. A TD pass from QB **Bobby Hebert** to WR **Floyd Turner** gave New Orleans a 7-0 advantage and K **Morten Andersen** increased the lead with a 45-yard FG. The Falcons got on the board when QB **Chris Miller** found WR **Andre Rison** for a 24-yard TD pass in the second quarter. K **Norm Johnson's** 44-yard FG with 0:37 left in the first half tied the score, but the Saints responded with a 35-yard FG by Andersen for a 13-10 advantage at halftime. Atlanta surged ahead with a TD early in the third quarter, but the Saints came back with RB **Dalton Hilliard**'s one-yard TD plunge. A 36-yard FG by Johnson tied it up, and Haynes' long TD with 2:41 left provided the winning margin. Hebert was intercepted with 1:10 left at the Atlanta 35.

Atlanta Falcons			0	10	7	10	**27**
New Orleans Saints			7	6	0	7	**20**
Team	**Q**	**Time**	**Play Description (Extra Point) (Drive Info)**				**V-H**
NO	1	8:57	Turner 26 pass from Hebert (Andersen kick) (11-78, 6:03)				0-7
NO	2	11:37	Andersen 45 FG (6-24, 3:19)				0-10
ATL	2	5:28	Rison 24 pass from Miller (Johnson kick) (11-80, 6:11)				7-10
ATL	2	0:37	Johnson 44 FG (10-37, 2:13)				10-10
NO	2	0:00	Andersen 35 FG (4-41, 0:37)				10-13
ATL	3	9:59	Haynes 20 pass from Miller (Johnson kick) (9-84, 5:01)				17-13
NO	4	14:10	Hilliard 1 run (Andersen kick) (19-80, 10:49)				17-20
ATL	4	7:43	Johnson 36 FG (11-45, 6:27)				20-20
ATL	4	2:41	Haynes 61 pass from Miller (Johnson kick) (5-80, 1:53)				27-20

	ATL	NO
Total First Downs	20	23
Total Net Yards	334	330
Rushes-Yards	22-79	22-65
Net Yards Passing	255	265
Passing (A-C-I)	30-18-1	44-26-2
Sacked-Yards	5-36	1-8
Punts-Average	1-42	3-54
Fumbles-Lost	3-1	2-1
Penalties-Yards Lost	6-48	5-49
Time of Possession	26:52	33:08

RUSHING

ATL: Rozier 7-35; Pegram 11-26; Miller 4-18
NO: McAfee 14-49; Hebert 1-9; Hilliard 4-5, 1 TD; Jordan 3-2

PASSING

ATL: Miller 30-18-1, 291 yards, 3 TDs
NO: Hebert 44-26-2, 273 yards, 1 TD

RECEIVING

ATL: Haynes 6-144, 2 TDs; Pritchard 5-63; Rison 4-56, 1 TD; Thomas 1-19; Pegram 1-5; Dixon 1-4
NO: Martin 7-83; Turner 5-75, 1 TD; Early 5-41; Hilliard 5-33; Carroll 2-23; Tice 1-13; Jordan 1-5

PHILADELPHIA EAGLES 36, SAINTS 20

NFC Wild Card Playoff (Jan. 3, 1993) - Louisiana Superdome (68,893)

The Philadelphia Eagles rallied from a 20-7 deficit to defeat the Saints, 36-20, in an NFC Wild Card Playoff game at the Superdome. The Saints took a 7-0 lead in the first quarter when **Craig Heyward** scored on a one-yard run. The Eagles tied the game on a 57-yard TD pass but the Saints got a 17-7 halftime lead on a **Bobby Hebert** scoring pass and a 35-yard FG by K **Morten Andersen**. Andersen drilled another FG in the third quarter, but Philadelphia pulled to 20-10 on a **Roger Ruzek** 40-yard FG. The Eagles grabbed a 24-20 lead with TDs on their first two possessions of the fourth quarter and Hebert was sacked for a safety by DE **Reggie White**. Ruzek booted a 39-yard FG and CB **Eric Allen** returned a INT for another score in the final minutes.

Philadelphia Eagles			7	0	3	26	**36**
New Orleans Saints			7	10	3	0	**20**
Team	**Q**	**Time**	**Play Description (Extra Point) (Drive Info)**				**V-H**
NO	1	9:20	Heyward 1 run (Andersen kick) (8-73, 5.40)				0-7
PHI	1	3:22	Barnett 57 pass from Cunningham (Ruzek kick) (4-80, 2:15)				7-7
NO	2	8:18	Andersen 35 FG (13-71, 7:07)				7-10
NO	2	4:14	Early 7 pass from Hebert (Andersen kick) (4-53, 2:25)				7-17
NO	3	6:28	Andersen 42 FG (5-44, 3:25)				7-20
PHI	3	1:01	Ruzek 40 FG (9-39, 4:05)				10-20
PHI	4	10:37	Barnett 35 pass from Cunningham (Ruzek kick) (9-64, 4:08)				17-20
PHI	4	6:48	Sherman 6 run (Ruzek kick) (5-26, 3:27)				24-20
PHI	4	5:36	Hebert sacked by White for a safety				26-20
PHI	4	2:36	Ruzek 39 FG (7-40, 3:00)				29-20
PHI	4	2:17	Allen 18 interception return (Ruzek kick)				36-20

	PHI	NO
Total First Downs	19	20
Total Net Yards	349	360
Rushes-Yards	28-136	20-76
Net Yards Passing	213	284
Passing (A-C-I)	35-19-0	39-23-3
Sacked-Yards	1-6	1-7
Punts-Average	5-51.2	3-45.3
Fumbles-Lost	1-1	1-1
Penalties-Yards Lost	4-37	4-35
Time of Possession	31:25	28:35

RUSHING

PHI: Sherman 21-105, 1 TD; Cunningham 2-19; Walker 5-12
NO: Dunbar 4-28; Heyward 10-23, 1 TD; Hebert 3-18; Hilliard 3-7

PASSING

PHI: Cunningham 35-19-0, 219 yards, 2 TDs
NO: Hebert 39-23-3, 291 yards, 1 TD

RECEIVING

PHI: Byars 6-37; Barnett 4-102, 2 TDs; Williams 4-36; Sherman 3-29; Green 1-14; Walker 1-1
NO: Early 7-93, 1 TD; Martin 5-64; Dunbar 4-49; Heyward 3-45; Brenner 2-24; Hilliard 1-10; Small 1-6

SAINTS 31, ST. LOUIS RAMS 28

NFC Wild Card Playoff (Dec. 30, 2000) - Louisiana Superdome (64,900)

The Saints earned the first playoff win in franchise history by jumping ahead to a commanding lead early by scoring 31 unanswered points and weathering a late St. Louis rally at the Superdome. After a St. Louis TD in the first quarter, the Saints scored on five of their next nine possessions. QB **Aaron Brooks** found WR **Robert Wilson** for a 12-yard TD pass and K **Doug Brien** hit a 33-yard FG for a 10-7 lead. Brooks then connected with WR **Willie Jackson** on TD passes of 10, 49 and 16 yards for a 31-7 lead with 11:57 left. The Rams mounted a comeback as QB **Kurt Warner** threw two TD passes and ran for another TD to pull St. Louis within three points. The Saints were forced to punt with 1:51 remaining, but the return was muffed by WR **Az-Zahir Hakim**. FB **Brian Milne** recovered the loose ball to seal the win. Jackson tied an NFL Playoff record with three TD catches as part of a six-catch, 142-yard day.

St. Louis Rams			7	0	0	21	**28**
New Orleans Saints			0	10	7	14	**31**
Team	**Q**	**Time**	**Play Description (Extra Point) (Drive Info)**				**V-H**
STL	1	5:58	Bruce 17 pass from Warner (Wilkins kick) (11-68, 6:55)				7-0
NO	2	14:56	Wilson 12 pass from Brooks (Brien kick) (11-70, 6:02)				7-7
NO	2	1:30	Brien 33 FG (4-5, 0:51)			7-10	
NO	3	8:40	Jackson 10 pass from Brooks (Brien kick) (7-45, 3:23)				7-17
NO	4	13:22	Jackson 49 pass from Brooks (Brien kick) (5-74, 2:55)				7-24
NO	4	11:57	Jackson 16 pass from Brooks (Brien kick) (1-16, 0:05)				7-31
STL	4	9:36	Proehl 17 pass from Warner (run failed) (4-80, 2:21)				13-31
STL	4	3:52	Faulk 25 pass from Warner (Wilkins kick) (3-62, 0:48)				20-31
STL	4	2:36	Warner 5 run (Faulk pass from Warner) (5-47, 1:07)				28-31

	STL	NO
Total First Downs	17	17
Total Net Yards	384	301
Rushes-Yards	16-34	32-50
Net Yards Passing	350	251
Passing (A-C-I)	40-24-3	29-16-1
Sacked-Yards	2-7	6-12
Punts-Average	5-43.0	6-41.0
Fumbles-Lost	3-2	4-1
Penalties-Yards Lost	9-60	5-40
Time of Possession	28:29	31:31

RUSHING

STL: Faulk 14-24; Warner 1-5, 1 TD; Watson 1-5
NO: Brooks 10-26; Allen 16-21; Morton 2-5; Moore 3-1; Jackson 1-(-3)

PASSING

STL: Warner 40-24-3, 365 yards, 3 TDs
NO: Brooks 29-16-1, 266 yards, 4 TDs

RECEIVING

STL: Bruce 7-127, 1 TD; Faulk 7-99, 1 TD; Proehl 3-46, 1 TD; Williams 3-25; Hakim 2-42; Holt 2-26
NO: Jackson 6-142, 3 TDs; Wilson 3-41, 1 TD; Reed 3-27; Morton 2-34; A. Glover 1-16; Allen 1-6

MINNESOTA VIKINGS 34, SAINTS 16

NFC Divisional Playoff (Jan. 6, 2001) - Metrodome (63,881)

The Vikings raced out to a 21-point lead on the way to a 34-16 victory in the NFC Divisional Playoff game at the Metrodome. Minnesota QB **Daunte Culpepper** found WR **Randy Moss** for a 53-yard TD pass on the Vikings' opening series. The Saints pulled to 7-3, but Vikings K **Gary Anderson** hit a 24-yard FG and Culpepper connected with WR **Cris Carter** for a 17-yard TD to give Minnesota a 17-3 lead at halftime. The Vikings opened the second half with a 68-yard TD pass from Culpepper to Moss. The Saints added a TD pass from QB **Aaron Brooks** to TE **Dave Stachelski** to pull to 24-10, but the Vikings' Anderson hit a 44-yard FG and RB **Robert Smith** scored on a two-yard run for a 34-10 margin. New Orleans scored the game's final points as Brooks found WR **Willie Jackson** for a 48-yard TD pass with 2:19 left. Saints RB **Chad Morton** caught a then-NFL postseason record-tying 13 passes for 106 yards and Jackson added nine grabs for 125 yards.

New Orleans Saints			3	0	7	6	**16**
Minnesota Vikings			10	7	10	7	**34**
Team	**Q**	**Time**	**Play Description (Extra Point) (Drive Info)**				**V-H**
MIN	1	11:57	Moss 53 pass from Culpepper (Anderson kick) (3-64, 1:20)				0-7
NO	1	7:46	Brien 33 FG (10-65, 4:11)			3-7	
MIN	1	1:36	Anderson 24 FG (12-67, 6:10)			3-10	
MIN	2	1:29	Carter 17 pass from Culpepper (Anderson kick) (7-73, 3:40)				3-17
MIN	3	13:33	Moss 68 pass from Culpepper (Anderson kick) (3-77, 1:27)				3-24
NO	3	9:33	Stachelski 2 pass from Brooks (Brien kick) (8-83, 4:00)				10-24
MIN	3	4:31	Anderson 44 FG (10-50, 5:02)				10-27
MIN	4	10:46	Smith 2 run (Anderson kick) (8-29, 4:32)			10-34	
NO	4	2:19	Jackson 48 pass from Brooks (pass failed) (3-66, 0:58)				16-34

	NO	MIN
Total First Downs	19	18
Total Net Yards	355	429
Rushes-Yards	17-69	32-127
Net Yards Passing	286	302
Passing (A-C-I)	48-30-2	31-17-0
Sacked-Yards	2-9	0-0
Punts-Average	5-39.0	5-45.0
Fumbles-Lost	0-0	1-0
Penalties-Yards Lost	7-40	5-60
Time of Possession	27:49	32:11

RUSHING

NO: Brooks 5-29; Morton 5-25; Williams 6-14; Allen 1-1
MIN: Smith 25-74, 1 TD; Culpepper 4-51; Morrow 3-2

PASSING

NO: Brooks 48-30-2, 295 yards, 2 TDs
MIN: Culpepper 31-17-0, 302 yards, 3 TDs

RECEIVING

NO: Morton 13-106; Jackson 9-125, 1 TD; Reed 2-29; Poole 2-12; Wilson 1-14; A. Glover 1-5; Stachelski 1-2, 1 TD
MIN: Carter 8-120, 1 TD; Moss 2-121, 2 TDs; Smith 2-25; Kleinsasser 2-18; Walters 1-7; Jordan 1-6; McWilliams 1-5

HISTORICAL PLAYOFF SUMMARIES

SAINTS 27, PHILADELPHIA EAGLES 24

NFC Divisional Playoff (Jan. 13, 2007) - Louisiana Superdome (70,001)

RB **Deuce McAllister** set a team playoff record with 143 rushing yards in leading the Saints to a come-from-behind victory over Philadelphia in the NFC Divisional Playoffs. McAllister, making his first NFL postseason appearance, rushed for one touchdown and caught another. New Orleans took the early lead after a pair of field goals, but Philadelphia struck on a 75-yard touchdown pass in the second quarter. The Saints responded with a lengthy drive capped by a four-yard TD burst by RB **Reggie Bush**, but the Eagles took a lead into halftime after an 80-yard touchdown drive. Philadelphia RB **Brian Westbrook** shook loose for a 65-yard touchdown run to open the second half, giving the Eagles a 21-13 advantage. But McAllister put the Saints ahead by capping the next two drives with a five-yard scoring run and an 11-yard TD reception. Philadelphia would add a field goal in the final quarter, but the Saints forced a punt on the Eagles' final possession, and the offense picked up a key first down to run out the clock and preserve the victory.

Philadelphia Eagles			0	14	7	3	**24**
New Orleans Saints			3	10	14	0	**27**

Team	Qtr	Time	Play Description (Extra Point) (Drive Info)	V-H
NO	1	9:24	Carney 33 FG (5-35, 2:05	0-3
NO	2	14:46	Carney 23 FG (6-59, 1:33)	0-6
PHI	2	13:38	Stallworth 75 pass from Garcia (Akers kick) (3-76, 1:08)	7-6
NO	2	5:19	Bush 4 run (Carney kick) (14-78, 8:19)	7-13
PHI	2	0:50	Westbrook 1 run (Akers kick) (11-80, 4:29)	14-13
PHI	3	13:25	Westbrook 62 run (Akers kick) (3-80, 1:35)	21-13
NO	3	9:36	McAllister 5 run (Carney kick) (7-63, 3:49)	21-20
NO	3	1:05	McAllister 11 pass from Brees (Carney kick) (9-84, 6:21)	21-27
PHI	4	11:08	Akers 24 FG (9-64, 4:57)	24-27

	PHI	NO
Total First Downs	14	27
Total Net Yards	365	435
Rushes-Yards	20-123	37-208
Net Yards Passing	240	243
Passing (A-C-I)	30-15-0	32-20-0
Sacked-Yards	1-8	3-16
Punts-Average	6-38.5	3-40.3
Fumbles-Lost	1-0	2-1
Penalties-Yards Lost	6-39	3-39
Time of Possession	24:36	35:24

RUSHING

PHI: Westbrook 13-116, 2 TDs; Garcia 4-9
NO: McAllister 21-143, 1 TD; Bush 12-52, 1 TD; Weatherford 1-15;

PASSING

PHI: Garcia 30-15-0, 240 yards, 1 TD
NO: Brees 32-20-0, 243 yards, 1 TD

RECEIVING

PHI: Stallworth 3-100, 1 TD; Brown 3-76; Westbrook 3-5; Smith 2-23; Baskett 1-25; Buckhalter 1-8
NO: Colston 5-55; Miller 4-64; McAllister 4-20, 1 TD; Bush 3-22; Henderson 1-35; Campbell 1-23; Owens 1-21

CHICAGO BEARS 39, SAINTS 14

NFC Conference Championship (Jan. 21, 2007) - Soldier Field (61,817)

In the club's first appearance in the NFC Championship Game, after trailing 16-0 the Saints sliced the Bears' lead to two points and were behind by only four early in the fourth quarter, but four turnovers proved too difficult to overcome. A fumble led to Chicago's first field goal late in the first quarter, and another fumble on the ensuing kickoff added another three-pointer for the Bears a few minutes later. Chicago would drive for a field goal in the second quarter to go ahead 9-0 and march for a TD on its next drive to take a 16-0 lead. The Saints would get on the scoreboard when WR **Marques Colston** hauled in a 13-yard touchdown with 51 seconds remaining in the first half. Chicago's lead shrunk to 16-14 when RB **Reggie Bush** scored on an 88-yard TD early in the second half. But QB **Drew Brees** was flagged for intentional grounding in the end zone for a safety later in the third quarter, and the Bears wore down the Saints in the fourth quarter following a pair of New Orleans turnovers and after the Saints failed to convert on two fourth-down attempts.

New Orleans Saints			0	7	7	0	**14**
Chicago Bears			3	13	2	21	**39**

Team	Q	Time	Play Description (Extra Point) (Drive Info)	V-H
CHI	1	0:41	Gould 19 FG (11-35, 4:44)	0-3
CHI	2	13:40	Gould 43 FG (4-5, 1:53)	0-6
CHI	2	8:52	Gould 24 FG (8-43, 3:25)	0-9
CHI	2	1:56	Jones 2 run (Gould kick) (8-69, 3:55)	0-16
NO	2	0:46	Colston 13 pass from Brees (Carney kick) (8-73, 1:10)	7-16
NO	3	12:20	Bush 88 pass from Brees (Carney kick) (2-93, 0:53)	14-16
CHI	3	5:27	Penalty on Brees enforced in end zone for a Safety	14-18
CHI	4	14:23	Berrian 33 pass from Grossman (Gould kick) (5-85, 2:24)	14-25
CHI	4	11:37	Benson 12 run (Gould kick) (4-26, 2:04)	14-32
CHI	4	4:19	Jones 15 run (Gould kick) (5-30, 3:02)	14-39

	NO	CHI
Total First Downs	15	18
Total Net Yards	375	340
Rushes-Yards	12-56	46-196
Net Yards Passing	319	144
Passing (A-C-I)	49-27-1	26-11-0
Sacked-Yards	3-35	0-0
Punts-Average	5-38.8	7-47.4
Fumbles-Lost	4-3	1-0
Penalties-Yards Lost	7-47	1-5
Time of Possession	27:45	35:15

RUSHING

NO: Bush 4-19; McAllister 6-18; Karney 1-11; Brees 1-8
CHI: Jones 19-123, 2 TDs; Benson 24-60, 1 TD; Davis 1-16

PASSING

NO: Brees 49-27-1, 354 yards, 2 TDs
CHI: Grossman 26-11-0, 144 yards, 1 TD

RECEIVING

NO: Bush 7-132, 1 TD; Colston 5-63, 1 TD; Miller 4-31; Copper 3-29; McAllister 3-27; Henderson 2-57; Campbell 2-6; Karney 1-9
CHI: Berrian 5-85; 1 TD; McKie 3-6; Clark 1-30; Muhammad 1-20; Gilmore 1-3

SAINTS 45, ARIZONA CARDINALS 14

NFC Divisional Playoff (Jan. 16, 2010) - Louisiana Superdome (70,149)

The Saints punched a ticket to their second NFC Championship appearance in four years by throttling the Cardinals. New Orleans survived a 70-yard rushing score by Arizona on the first play of the game to score three straight first quarter touchdowns, including runs by RBs **Lynell Hamilton** and **Reggie Bush** and a 17-yard TD pass from QB **Drew Brees** to TE **Jeremy Shockey**. After Arizona RB **Beanie Wells** closed the score to 21-14 with a second quarter four-yard TD run, the Saints ran up 24 more unanswered points, punctuated by an 83-yard punt return for a score by Bush. After giving up the initial touchdown run, the Saints defense would only allow 31 more yards on the ground and forced two turnovers. The Saints controlled the ball for over 36 minutes and rolled up 27 first downs and 418 yards in the win.

Arizona Cardinals			7	7	0	0	**14**
New Orleans Saints			21	14	10	0	**45**
Team	**Q**	**Time**	**Play Description (Extra Point) (Drive Info)**				**V-H**
ARZ	1	14:41	Hightower 70 run (Rackers kick) (1-70, 0:19)				7-0
NO	1	9:17	Hamilton 1 run (Hartley kick) (10-72, 5:24)				7-7
NO	1	7:02	Shockey 17 pass from Brees (Hartley kick) (4-37, 1:58)				7-14
NO	1	2:31	Bush 46 run (Hartley kick) (5-77, 2:54)				7-21
ARZ	2	9:40	Wells 4 run (Rackers kick) (9-80, 5:07)				14-21
NO	2	6:48	Henderson 44 pass from Brees (Hartley kick) (6-83, 2:52)				14-28
NO	2	1:10	Colston 2 pass from Brees (Hartley kick) (8-27, 4:38)				14-35
NO	3	8:26	Hartley 43 FG (6-39, 2:10)				14-38
NO	3	6:42	Bush 83 punt return (Hartley kick)				14-45

	ARZ	NO
Total First Downs	15	27
Total Net Yards	359	418
Rushes-Yards	15-101	34-171
Net Yards Passing	258	247
Passing (A-C-I)	36-24-1	32-23-0
Sacked-Yards	1-8	0-0
Punts-Average	6-43.5	4-42.8
Fumbles-Lost	3-1	0-0
Penalties-Yards Lost	3-22	6-44
Time of Possession	23:33	36:27

RUSHING

ARZ: Hightower 6-87, 1 TD; Wells 5-7, 1 TD; Stephens-Howling 2-4; Wright 1-3; Warner 1-0
NO: Bush 5-84, 1 TD; P.Thomas 13-52; Hamilton 5-23, 1 TD; Bell 6-11; Meachem 1-4; D.Thomas 1-0; Brees 3-(-3)

PASSING

ARZ: Warner 26-17-1, 205 yards; Leinart 10-7-0, 61 yards
NO: Brees 32-23-0, 247 yards, 3 TDs

RECEIVING

ARZ: Doucet 8-68; Fitzgerald 6-77; Breaston 4-52; Hightower 3-27; Urban 2-34; Becht 1-8
NO: Colston 6-83, 1 TD; Henderson 4-80, 1 TD; Bush 4-24; P.Thomas 4-18; Shockey 3-36, 1 TD; Moore 2-6

SAINTS 31, MINNESOTA VIKINGS 28 (OT)

NFC Conference Championship (Jan. 24, 2010) - Louisiana Superdome (71,276)

K **Garrett Hartley** hit a 40-yard field goal straight through the uprights in overtime to give the Saints a 31-28 victory and the club's first trip to the Super Bowl. The Vikings took an early 7-0 lead on a 19-yard TD run by RB **Adrian Peterson**. The Saints tied the score when QB **Drew Brees** threw a screen to RB **Pierre Thomas**, which he took 38 yards for a TD. The Vikings took the lead back at the end of the first quarter on a five-yard scoring pass from QB **Brett Favre** to WR **Sidney Rice**. New Orleans took their first lead in the third quarter following a nine-yard TD pass from Brees to WR **Devery Henderson** and a nine-yard scoring run by Thomas. Peterson would run for two more TDs and CB **Tracy Porter** picked off Favre at the end of the fourth quarter to force overtime. The Saints opened up overtime with possession and scored on the drive.

Minnesota Vikings			14	0	7	7	0	**28**
New Orleans Saints			7	7	7	7	3	**31**
Team	**Q**	**Time**	**Play Description (Extra Point) (Drive Info)**					**V-H**
MIN	1	9:35	Peterson 19 run (Longwell kick) (10-80, 5:25)					7-0
NO	1	6:30	P.Thomas 38 pass from Brees (Hartley kick) (7-76, 3:05)					7-7
MIN	1	2:11	Rice 5 pass from Favre (Longwell kick) (10-73, 4:19)					14-7
NO	2	10:30	Henderson 9 pass from Brees (Hartley kick) (7-64, 2:51)					14-14
NO	3	12:56	P.Thomas 9 run (Hartley kick) (4-37, 2:04)					14-21
MIN	3	7:35	Peterson 1 run (Longwell kick) (9-80, 5:21)					21-21
NO	4	12:39	Bush 5 pass from Brees (Hartley kick) (3-7, 1:31)					21-28
MIN	4	4:58	Peterson 2 run (Longwell kick) (7-57, 2:59)					28-21
NO	OT	10:15	Hartley 40 FG (10-39, 4:45)					28-31

	MIN	NO
Total First Downs	31	15
Total Net Yards	475	257
Rushes-Yards	36-165	23-68
Net Yards Passing	310	189
Passing (A-C-I)	46-28-2	31-17-0
Sacked-Yards	0-0	1-8
Punts-Average	4-39.0	7-51.3
Fumbles-Lost	6-3	1-1
Penalties-Yards Lost	5-32	2-14
Time of Possession	36:49	27:56

RUSHING

MIN: Peterson 25-122, 3 TDs; Taylor 6-28; Harvin 4-15; Favre 1-0
NO: P.Thomas 14-61, 1 TD; Bush 7-8; Brees 1-0; Hamilton 1-(-1)

PASSING

MIN: Favre 46-28-2, 310 yards, 1 TD
NO: Brees 31-17-0, 197 yards, 3 TDs

RECEIVING

MIN: Berrian 9-102; Harvin 5-38; Shiancoe 4-83; Rice 4-43, 1 TD; Taylor 3-18; Peterson 2-14; Kleinsasser 1-12
NO: Henderson 4-39, 1 TD; D.Thomas 3-32; P.Thomas 2-38, 1 TD; Bush 2-33, 1 TD; Colston 2-22; Meachem 2-19; Shockey 1-9; Moore 1-5

HISTORICAL PLAYOFF SUMMARIES

SAINTS 31, INDIANAPOLIS COLTS 17

Super Bowl XLIV (Feb. 7, 2010) - Sun Life Stadium (74,059)

Leading 24-17 and trying to stop the Colts offense, CB **Tracy Porter** intercepted a **Peyton Manning** pass and raced 74 yards for a touchdown that gave the Saints their first Super Bowl title. The Saints staved off two consecutive Colts drives that gave them an early 10-0 lead and responded with two long field goals by K **Garrett Hartley**. The Saints started the second half with a surprise onside kick, which was recovered by S **Chris Reis** and would lead to a 16-yard pass play on a screen from QB **Drew Brees** to RB **Pierre Thomas** to take a 13-10 lead. The Colts took the lead back midway through the third quarter on a four-yard run by RB **Joseph Addai**. New Orleans struck back with their first of 18 unanswered points when Hartley kicked his third field goal, a 47-yarder to put the Saints within one point near the end of the third quarter. The Saints took the lead for good late in the fourth quarter when Brees found TE **Jeremy Shockey** for a two-yard TD, followed by a two-point conversion on a pass play to WR **Lance Moore**.

New Orleans Saints			0	6	10	15	**31**
Indianapolis Colts			10	0	7	0	**17**
Team	**Q**	**Time**	**Play Description (Extra Point) (Drive Info)**				**V-H**
IND	1	7:29	Stover 38 FG (11-53, 5:53)				0-3
IND	1	0:36	Garcon 19 pass from Manning (Stover kick) (11-96, 4:36)				0-10
NO	2	9:34	Hartley 46 FG (11-60, 6:02)				3-10
NO	2	0:00	Hartley 44 FG (5-26, 0:35)				6-10
NO	3	11:41	P.Thomas 16 pass from Brees (Hartley kick) (6-58, 3:19)				13-10
IND	3	6:15	Addai 4 run (Stover kick) (10-76, 5:26)				13-17
NO	3	2:01	Hartley 47 FG (8-37, 4:14)				16-17
NO	4	5:42	Shockey 2 pass from Brees (Brees-Moore pass) (9-59, 4:57)				24-17
NO	4	3:12	Porter 74 interception return (Hartley kick)				31-17

	NO	IND
Total First Downs	20	23
Total Net Yards	332	432
Rushes-Yards	18-51	19-99
Net Yards Passing	281	333
Passing (A-C-I)	39-32-0	45-31-1
Sacked-Yards	1-7	0-0
Punts-Average	2-44.0	2-45.0
Fumbles-Lost	0-0	0-0
Penalties-Yards Lost	3-19	5-45
Time of Possession	30:11	29:49

RUSHING

NO: P.Thomas 9-30; Bush 5-25; Bell 2-4; Brees 1-(-1); Henderson 1-(-7)
IND: Addai 13-77, 1 TD; Brown 4-18; Hart 2-4

PASSING

NO: Brees 39-32-0, 288 yards, 2 TDs
IND: Manning 45-31-1, 333 yards, 1 TD

RECEIVING

NO: Colston 7-83; Henderson 7-63; P.Thomas 6-55, 1 TD; Bush 4-38; Shockey 3-13, 1 TD; Moore 2-21; Meachem 2-6; D.Thomas 1-9
IND: Clark 7-86; Addai 7-58; Collie 6-66; Garcon 5-66, 1 TD; Wayne 5-46; Brown 1-11

SEATTLE SEAHAWKS 41, SAINTS 36

NFC Wild Card Playoff (Jan. 8, 2011) - Qwest Field (66,336)

Seattle rebounded from 10-0 and 17-7 first half deficits to eventually stake out a 24-20 halftime lead and defeat the Saints 41-36 to end their season. The Saints got off to a quick 10-0 start on a 26-yard field goal by K **Garrett Hartley** and a one-yard touchdown pass from QB **Drew Brees** to FB **Heath Evans**. The Seahawks would outscore the Saints 24-10 in the rest of the first half, powered by three TD passes by QB **Matt Hasselbeck**. The Saints got within four with 9:13 left on a 21-yard field goal by Hartley, but a 67-yard touchdown run by RB **Marshawn Lynch** gave Seattle an 11-point lead with 3:22 left.

New Orleans Saints			10	10	0	16	**36**
Seattle Seahawks			7	17	10	7	**41**
Team	**Q**	**Time**	**Play Description (Extra Point) (Drive Info)**				**V-H**
NO	1	11:43	Hartley 26 FG (8-52, 3:17)				3-0
NO	1	6:21	Evans 1 pass from Brees (Hartley kick) (8-35, 4:11)				10-0
SEA	1	3:38	Carlson 11 pass from Hasselbeck (Mare kick) (6-57, 2:43)				10-7
NO	2	13:38	Jones 5 run (Hartley kick) (10-83, 5:00)				17-7
SEA	2	11:00	Carlson 7 pass from Hasselbeck (Mare kick) (5-70, 2:38)				17-14
SEA	2	7:03	Mare 29 FG (4-8, 1:47)				17-17
SEA	2	1:15	Stokley 45 pass from Hasselbeck (Mare kick) (9-76, 3:48)				17-24
NO	2	0:00	Hartley 22 FG (11-77, 1:15)				20-24
SEA	3	11:48	Williams 38 pass from Hasselback (Mare kick) (7-79, 3:12)				20-31
SEA	3	5:27	Mare 39 FG (9-33, 4:12)				20-34
NO	4	13:11	Jones 4 run (Hartley kick) (12-87, 4:42)				27-34
NO	4	9:13	Hartley 21 FG (8-53, 3:27)				30-34
SEA	4	3:22	Lynch 67 run (Mare kick) (2-67, 0:58)				30-41
NO	4	1:30	Henderson 6 pass from Brees (run failed) (9-70, 1:52)				36-41

	NO	SEA
Total First Downs	32	19
Total Net Yards	474	415
Rushes-Yards	22-77	24-150
Net Yards Passing	397	265
Passing (A-C-I)	60-39-0	35-22-1
Sacked-Yards	1-7	2-7
Punts-Average	4-47.8	4-38.8
Fumbles-Lost	2-1	0-0
Penalties-Yards Lost	7-39	6-39
Time of Possession	32:01	27:59

RUSHING

NO: Jones 15-59, 2 TDs; Bush 5-12; Brees 2-6
SEA: Lynch 19-131, 1 TD; Forsett 4-20; Hasselbeck 1- (-1)

PASSING

NO: Brees 60-39-0, 404 yards, 2 TDs
SEA: Hasselbeck 35-22-1, 272 yards, 4 TDs

RECEIVING

NO: Henderson 7-77, 1 TD; Jones 6-61; Bush 5-37; Colston 4-66; Moore 4-49; D. Thomas 4-38; Evans 4-23, 1 TD; Meachem 3-29, Shockey 2-24
SEA: Williams 5-68, 1 TD; Obamanu 5-43; Stokley 4-73, 1 TD; Carlson 3-17, 2 TDs; Forsett 2-12; Morrah 1-39; Martin 1-15; Tate 1-5

SAINTS 45, DETROIT LIONS 28

NFC Wild Card Playoff (Jan. 7, 2012) - Mercedes-Benz Superdome (70,038)

The Saints rebounded from a 14-10 halftime deficit and set an NFL postseason single-game record with 626 total net yards to defeat Detroit 45-28 in the NFC Wild Card playoff and advance to the divisional round. After the Lions struck first on a 10-yard TD pass from QB **Matthew Stafford** to TE **Will Heller**, the Saints evened the score on a two-yard TD run by RB **Darren Sproles**. Stafford found WR **Calvin Johnson** for a 13-yard TD midway through the second quarter, but the Saints would score 17 unanswered points through the third quarter to take the lead for good. Overall, the Saints would outscore the Lions 35-14 in the second half, powered by three TD passes by QB **Drew Brees** and Sproles' second rushing score and a one-yard rush for a TD by RB **Pierre Thomas**. Two fourth quarter interceptions by CB **Jabari Greer** would stifle Stafford, Johnson and the potent Detroit offense, ending their season.

Detroit Lions				7	7	7	7	**28**
New Orleans Saints				0	10	14	21	**45**
Team	**Q**	**Time**	**Play Description (Extra Point) (Drive Info)**					**V-H**
DET	1	10:58	Heller 10 pass from Stafford (Hanson kick) (8-80, 4:02)					7-0
NO	2	14:01	Sproles 2 run (Kasay kick) (11-89, 5:19)					7-7
DET	2	9:11	Johnson 13 pass from Stafford (Hanson kick) (9-87, 4:50)					14-7
NO	2	0:00	Kasay 24 FG (14-78, 5:03)					14-10
NO	3	13:09	Henderson 41 pass from Brees (Kasay kick) (4-78, 1:51)					14-17
NO	3	4:03	Graham 3 pass from Brees (Kasay kick) (13-92, 6:27)					14-24
DET	3	1:08	Stafford 1 run (Hanson kick) (8-80, 2:55)					21-24
NO	4	9:53	Sproles 17 run (Kasay kick) (14-80, 6:15)					21-31
NO	4	7:29	Meachem 56 pass from Brees (Kasay kick) (4-61, 2:14)					21-38
DET	4	4:40	Johnson 12 pass from Stafford (Hanson kick) (9-79, 2:49)					28-38
NO	4	3:36	Thomas 1 run (4-44, 1:04)					28-45

	DET	NO
Total First Downs	22	34
Total Net Yards	412	626
Rushes-Yards	10-32	36-167
Net Yards Passing	380	459
Passing (A-C-I)	43-28-2	43-33-0
Sacked-Yards	0-0	2-7
Punts-Average	3-42.3	0-0.0
Fumbles-Lost	0-0	2-2
Penalties-Yards Lost	7-64	3-18
Time of Possession	22:24	37:36

RUSHING

DET: Smith 6-21; Young 1-8; Burleson 1-2; Stafford 2-1
NO: P.Thomas 8-66, 1 TD; Sproles 10-51, 2 TDs; Ivory 13-47; Henderson 1-4; Brees 4-(-1)

PASSING

DET: Stafford 43-28-2, 380 yards, 3 TDs
NO: Brees 43-33-0, 466 yards, 3 TDs

RECEIVING

DET: Johnson 12-211, 2 TDs; Burleson 4-5; Pettigrew 4-49; Young 4-33; Smith 2-10; Heller 1-10, 1 TD; Scheffler 1-7;
NO: Colston 7-120; Graham 7-55, 1 TD; P.Thomas 6-55; Meachem 4-111, 1 TD; Sproles 4-34; Henderson 2-64, 1 TD; Collins 2-20; Arrington 1-7

SAN FRANCISCO 49ERS 36, SAINTS 32

NFC Divisional Playoff (Jan. 14, 2012) - Candlestick Park (69,732)

After trailing by as many as 17 points, New Orleans rebounded to take a 32-29 fourth quarter lead, but a 14-yard TD pass from QB **Alex Smith** to TE **Vernon Davis** with nine seconds left ended the Saints' season at the hands of San Francisco. The 49ers got off to a 17-0 start but a pair of **Drew Brees** TD passes dropped the halftime deficit to 17-14. A 49ers field goal was the only scoring of the third quarter and following a 37-yard field goal by San Francisco K **David Akers** midway through the final period, the two clubs would score two touchdowns apiece. RB **Darren Sproles** set a postseason single-game NFL receiving record with 15 grabs for 118 yards with a fourth quarter 44-yard touchdown.

New Orleans Saints				0	14	0	18	**32**
San Francisco 49ers				14	3	3	16	**36**
Team	**Q**	**Time**	**Play Description (Extra Point) (Drive Info)**					**V-H**
SF	1	2:08	V. Davis 49 pass from Alex Smith (Akers kick) (2-54, 0:46)					0-7
SF	1	0:41	Crabtree 4 pass from Alex Smith (Akers kick) (3-4, 0:15)					0-14
SF	2	14:12	Akers 25 FG (4-6, 1:23)					0-17
NO	2	9:32	Graham 14 pass from Brees (Kasay kick) (9-80, 4:40)					7-17
NO	2	4:09	Colston 25 pass from Brees (Kasay kick) (7-66, 3:04)					14-17
SF	3	10:36	Akers 41 FG (4-3, 0:59)					14-20
NO	4	13:08	Kasay 48 FG (9-37, 3:26)					17-20
SF	4	7:36	Akers 37 FG (5-45, 3:02)					17-23
NO	4	4:02	Sproles 44 pass from Brees (Kasay kick) (9-79, 3:34)					24-23
SF	4	2:11	Alex Smith 28 run (run failed) (6-80, 1:51)					24-29
NO	4	1:37	Graham 66 pass from Brees (Brees-Sproles pass) (4-88, 0:34)					32-29
SF	4	0:09	V. Davis 14 pass from Alex Smith (Akers kick) (7-85, 1:28)					32-36

	NO	SF
Total First Downs	26	17
Total Net Yards	472	407
Rushes-Yards	14-37	22-143
Net Yards Passing	435	264
Passing (A-C-I)	63-40-2	42-24-0
Sacked-Yards	3-27	4-35
Punts-Average	5-45.4	8-49.5
Fumbles-Lost	3-3	3-1
Penalties-Yards Lost	0-0	3-33
Time of Possession	31:20	28:40

RUSHING

NO: Ivory 9-23; Thomas 1-6; Brees 1-5; Sproles 3-3
SF: Gore 13-89; Alex Smith 1-28, 1 TD; Hunter 6-23; Ginn, 1-3; Dixon 1-0

PASSING

NO: Brees 63-40-2, 462 yards, 4 TDs
SEA: Alex Smith 42-24-0, 299 yards, 3 TDs

RECEIVING

NO: Sproles 15-118, 1 TD; Colston 9-136, 1 TD; Graham 5-103, 1 TD; Henderson 4-49; Meachem 3-19; Arrington 1-14; Higgins 1-10; Collins 1-8, Thomas 1-4
SF: V. Davis 7-180, 2 TDs; Gore 7-38; Crabtree 4-25, 1 TD; K. Williams 2-12; Miller 1-16; Hunter 1-13; Ginn 1-11; Peelle 1-4

ALL-TIME ROSTER

COACHES

Abramowicz, Danny — Xavier (Ohio) 1997-99
Alexander, Hubbard — Tennessee State....2000-03
Allen, Dennis — Texas A&M....2006-10
Amadee, Lynn — Louisiana State 1973
April, Bobby — Nicholls State....1996-99
Arians, Bruce — Virginia Tech....1996
Atkins, Dave — Texas El-Paso....1996, 2000-04
Bailey, Adam — Louisville 2005-09
Baker, Joe — Princeton 2000-04
Barnes, Billy Ray — Wake Forest....1969-70,75
Beake, Chip — South Carolina 2001-05
Beake, John — Trenton State 1976-77
Beard, Ed — Tennessee 1978-80
Biles, Ed — Miami (Ohio) 1969-70
Bonamego, John — Central Michigan 2006-07, 2011
Boudreau, Paul — Boston College....1987-93
Brown, Greg — Texas El-Paso....2002-05
Buchanan, Buck — Grambling State....1976-77
Bunting, John — North Carolina 2000
Byrd, Charles — Morehead State....2010-
Campbell, Whitey — Miami (Fla.)....1976-80
Capers, Dom — Mount Union....1986-91
Carmichael, Pete — Boston College 2006-
Champion, Jim — Mississippi State....1971-72
Cignetti, Frank Jr. — Indiana (Pa.)....2000-01
Clancy, Sam — Pittsburgh....2000-03
Clements, Tom — Notre Dame 1997-99
Corey, Walt — Miami 1997-99
Cummings, Bob — Vanderbilt....1973-75
Curtis, Andre — VMI. 2012-
Dalrymple, Dan — Miami (Ohio). 2006-
Davidson, Jeff — Ohio State 1996
Del Rio, Jack — Southern California....1997-98
Dickson, George — Notre Dame....1967-68
Ditka, Mike — Pittsburgh....1997-99
Ecklund, Brad — Oregon 1968-70
Ellard, Henry — Fresno State....2012-
Erkenbeck, Jim — San Diego State....1986
Everest, Al — Southern Methodist....2000-05
Everest, Andy — Texas-El Paso....1981-85
Fangio, Vic — East Stroudsburg 1986-94
Faulkner, Jack — Miami (Ohio)....1967-69
Fears, Tom — UCLA....1967-70
Flajole, Ken — Pacific Lutheran 2012
Franklin, Chet — Utah....1978-79
Garrett, Jim — Utah State 1976-77
Garrett, Judd — Princeton 1997-99
Gibbs, Gary — Oklahoma 2006-08
Glick, Fred — Colorado State....1980
Gullickson, Rock — Moorhead (Minn.) State 2000-05
Haslett, Jim — Indiana (Pa.) 1995-96, 2000-05
Hatley, Mark — Oklahoma State....1985
Hayes, Tom — Iowa 2006-07
Hefferle, Ernie — Duquesne....1975
Heinrich, Don — Washington....1969-70
Henry, Jack — Indiana (Pa.)....2000-05
Henshaw, George — West Virginia 2006-07
Hewgley, Wimp — Wyoming....1974-75
Hill, Bob — Jackson State....1978-79
Hill, King — Rice....1981-85
Hobby, Marion — Clemson....2006-07
Holman, Rodney — Tulane 1998-99
Hostler, Jim — Indiana (Pa.) 2001-02
Hughes, Ed — Tulsa....1978-80
Ingalls, Bret — Wichita State 2009-
Jackson, Harold — Jackson State....1997-99
Jackson, Rickey — Pittsburgh 1998-99
James, Ned — New Mexico State 1998-99
Johnson, Bill — Northwestern (La.) State 2009-
Johnson, Curtis — Idaho....2006-11
Jones, Travis — Georgia....2008-12
Kennan, Larry — LaVerne....1995
Khayat, Ed — Tulane....1967-70
Kiffin, Monte — Nebraska....1995
Knott, Ty — Oregon Tech....2003-05
Kotite, Rich — Wagner....1977
Kromer, Aaron — Miami (Ohio)....2008-12
Kuharich, Lary — Boston College....1998-99
Kwan, Stan — San Diego State....2013-
Langsdorf, Danny — Linfield College....2002-04
Ledbetter, Bob — Mississippi Industrial....1974-75
Levra, John — Pittsburg State (Kan.)....1981-85
Lombardi, Joe — Air Force....2007-
Mainord, Carlos — McMurray J.C....1999
Mallory, Mike — Michigan....2008-12
Malone, Terry — Holy Cross 2006-
Marciano, Joe — Temple....1986-95
Marcus, Evan — Ithaca 2000-02
Marrone, Doug — Syracuse 2006-08
Matsko, John — Kent State....1994-96
Matuszak, Marv — Tulsa....1971-73
Mauck, Carl — Southern Illinois....1982-85
Mayeaux, Glenn — New Orleans 1996
McCarthy, Mike — Baker (Kan.)....2000-04
McGriff, Wesley — Savannah State....2013-
McHan, Lamar — Arkansas....1974-75,78-84
McMahon, Greg — Eastern Illinois 2006-
Meyers, Bill — Stanford....1999
Misciagna, John — Dickinson College....2003
Moore, Tom — Iowa....1997
Mora, Jim E. — Occidental 1986-96
Mora, Jim L. — Washington....1992-96
Morton, John — Western Michigan....2006
Moss, Winston — Miami (Fla.)....2000-05
Myers, Chip — Northwestern Oklahoma State 1994
Neal, Dan — Kentucky....1997-99
Nicolau, Nick — Southern Connecticut 1980
Nolan, Dick — Maryland 1977-80
North, John — Vanderbilt....1973-75
Nunnely, Wayne — Nevada-Las Vegas 1995-96
Oden, Tony — Baldwin-Wallace 2006-11
Orgeron, Ed — Northwestern (La.) State 2008
Pagano, John — Mesa State (Colo.)....1996-97
Palmieri, Jerry — Montclair State 2003
Palcic, Bob — Dayton 2000-05
Paternostro, Russell — San Diego State 1981-96
Paul, Markus — Syracuse....1998-99
Payton, Sean — Eastern Illinois 2006-
Pease, John — Utah....1986-95, 2004-05
Pettey, Phil — Missouri 2000
Phillips, Jim (Red) — Auburn 1973-75
Phillips, O.A. (Bum) — Stephen F. Austin 1981-85
Phillips, Wade — Houston....1981-85
Pratt, Tom — Miami 1978-80
Pyne, Jim — Virginia Tech 2005
Riecke, Lou — Louisiana State 1980
Richardson, Harold — Southern Methodist 1981-85
Riley, Mike — Alabama....2002
Roberts, J.D. — Oklahoma....1967-68,71-73
Robinson, Jimmy — Georgia Tech....2004-05
Robinson, Willy — Fresno State....2005
Roland, Johnny — Missouri 2005
Roushar, Dan — Northern Illinois....2013-
Roy, Alvin — Louisiana State 1976-77
Royer, Jim — Navy 1970-72
Rutigliano, Sam — Tulsa....1976-77
Ryan, Rob — Southwestern Oklahoma State....2013-
Schonert, Turk — Stanford 2005
Shaw, Bob — Ohio State 1967-68
Shaw, Willie — New Mexico....1997
Sheppard, Mike — California Lutheran 2002-05
Sheridan, Carter — Florida A&M 2009-
Shipp, Ken — Middle Tennessee State 1971-72
Shively, Doug — Kentucky....1974-76
Sidwell, Steve — Colorado 1986-94
Skipper, Jim — Whittier 1986-95
Smith, Carl — Cal Poly-San Luis Obispo....1986-96
Smith, Jerry — Wisconsin 1969-70
Smith, Frank — Miami (Ohio) 2010-
Smith, Mark — North Carolina State 2004
Spagnuolo, Steve — Springfield....2012
Spencer, Joe — Oklahoma State....1981-85
Stanfel, Dick — San Francisco 1976-80,97-98
Stram, Hank — Purdue....1976-77
Tate, Charlie — Florida....1971
Trimble, Steve — Maryland....1995
Ungaro, Marcus — Washington State 2012-
Van Zandt, Lance — Lamar....1981-84
Venturi, Rick — Northwestern 1996-2005
Vitt, Joe — Towson State....2006-
Walters, Steve — Arkansas....1986-96
Warren, Frank — Auburn....1995
Wenning, Rob — Findlay 2010-
White, Dixie — Texas Tech 1973
Whitehead, Bud — Florida State....1971-75
Withers, Everett — Appalachian State....1994
Wiggin, Paul — Stanford....1978-79
Williams, Gregg — Northeast Missouri State 2009-11
Woicik, Mike — Boston College....1997-99
Wood, Dick — Auburn 1976-77
Woodford, Mike — Arizona....2001
Yaralian, Zaven — Nebraska....1997-99
Young, Brian — Texas El-Paso 2009-
Young, John Paul — Texas-El Paso 1981-85
Yowarsky, Walt — Kentucky....1967-68
Zapalac, Willie — Texas A&M 1981-85
Zook, Ron — Miami (Ohio)....2000-01

PLAYERS

Players who have spent at least one regular season or postseason game on the active roster.

A

42 Abdul-Quddus, Isa (S) — Fordham 2011-
46 Abramowicz, Danny (WR) — Xavier (Ohio) 1967-73
53 Absher, Dick (LB) — Maryland 1969-71
69 Ackerman, Tom (C/G) — Eastern Washington 1996-2001
40 Adams, Michael (DB) — Arkansas State 1987-88
61 Adams, Sam (G) — Prairie View A&M 1981
64 Adams, Scott (G) — Georgia 1994
27 Adams, Vashone (S) — Eastern Michigan 1997
24 Adkins, Margene (WR) — Wichita State 1972
50,54 Aleaga, Ink (LB) — Washington 1997-99
69 Alexander, P.J. (T) — Syracuse 2003
30 Alexander, Vincent (FB) — Southern Mississippi 1987
65 Alleman, Andy (G) — Akron 2007
21 Allen, Eric (CB) — Arizona State 1995-97
50 Allen, James (LB) — Oregon State 2002-05
99 Allen, Kenderick (DT) — Louisiana State 2003
20 Allen, Terry (RB) — Clemson 2000
86 Alphin, Gerald (WR) — Kansas State 1990-91
43,33 Ambrose, Ashley (CB) — Mississippi Valley State 1999, 2003-04
40 Amaya, Jonathon (S) — Nevada 2011
7 Andersen, Morten (K) — Michigan State 1982-94
71 Anderson, Dick (T) — Ohio State 1967
77 Anderson, Gary (G) — Stanford 1978
81 Anderson, Jesse (TE) — Mississippi State 1993
96 Andrus, Sheldon (DT) — Nicholls State 1986-87
22 Anthony, Tyrone (RB) — North Carolina 1984-85
60 Archibald, Ben (T) — Brigham Young 2005
53 Arnoux, Stanley (LB) — Wake Forest 2010
87 Arrington, Adrian (WR) — Michigan 2009-11
49 Asiodu, K.C. (LB) — Central Oklahoma 2010
89 Askson, Bert (TE) — Texas Southern 1973
45 Athas, Pete (S) — Tennessee 1976
81 Atkins, Doug (DE) — Tennessee 1967-69
28 Atkins, Gene (S) — Florida A&M 1987-93
47 Austin, Cliff (RB) — Clemson 1983
92 Ayodele, Remi (DT) — Oklahoma 2008-10

B

78 Backes, Tom (G) — Oklahoma 1993
86 Baker, Melvin (WR) — Michigan 1975
38 Baker, Tony (RB) — Iowa State 1968-71
80 Banks, Gordon (WR) — Stanford 1980-81
24 Barclay, Chris (RB) — Wake Forest 2007
36 Barnes, Darian (FB) — Hampton 2008
51 Barnes, Derrick (LB) — Virginia 1997
10,6 Barnhardt, Tommy (P) — North Carolina 1987,89-94,99
80 Barnwell, Malcolm (WR) — Virginia Union 1985
32 Barrington, Tom (RB) — Ohio State 1967-70
88 Bass, Don (TE) — Houston 1982
24 Bates, Mario (RB) — Arizona State 1994-97
63 Baumgartner, Steve (DE) — Purdue 1973-77
85 Beasley, John (TE) — California 1973-74
19,89 Bech, Brett (WR) — Louisiana State 1996-99
34 Bell, Carlos (TE) — Houston 1971
20 Bell, Joique (RB) — Wayne State 2011
40,21 Bell, Mike (RB) — Arizona 2008-09
20 Bellamy, Jay (S) — Rutgers 2001-07
40 Bender, Wes (FB) — Southern California 1997
7 Benjamin, Guy (QB) — Stanford 1980
63 Bennett, Barry (DE) — Concordia (Minn.) 1978-81
91 Bennett, Monte (DT) — Kansas State 1981
83,86 Benson, Cliff (TE) — Purdue 1987-88
65 Bentley, LeCharles (G/C) — Ohio State 2002-05
17 Berger, Mitch (P) — Colorado 2003-05
46 Betts, Ladell (RB) — Iowa 2010
47 Beverly, Dwight (RB) — Illinois 1987
18 Blake, Jeff (QB) — East Carolina 2000-01
10 Blanchard, Cary (K) — Oklahoma State 1992
16 Blanchard, Tom (P) — Oregon 1974-78
76 Board, Dwaine (DE) — North Carolina A&T 1988
42 Bockwoldt, Colby (LB) — Brigham Young 2004-05
77 Boeke, Jim (T) — Heidelberg 1968
23 Booker, Fred (CB) – Louisiana State 2005
56 Bordano, Chris (LB) — Southern Methodist 1998-99
50 Bordelon, Ken (LB) — Louisiana State 1976-77,79-82
25 Bosarge, Wade (DB) — Tulsa 1977
86 Botkin, Kirk (TE) — Arkansas 1994-95
4 Bouman, Todd (QB) — St. Cloud State 2003-05
77 Boyarsky, Jerry (DT) — Pittsburgh 1981
21 Boyd, Greg (S) — Arizona 1974
36 Boykin, Greg (RB) — Northwestern 1977
69 Boykin, McKinley (DT) — Mississippi 2007
35 Branch, Jamaal (RB) — Colgate 2006-07
95 Brannon, Robert (DE) — Arkansas 1987
9 Brees, Drew (QB) — Purdue 2006-
85 Brenner, Hoby (TE) — Southern California 1981-93
82 Brewer, Johnny (LB) — Mississippi 1968-70
10 Brien, Doug (K) — California 1995-2000
67 Brock, Stan (T) — Colorado 1980-92
2 Brooks, Aaron (QB) — Virginia 2000-05
99 Broughton, Willie (DT) — Miami (Fla.) 1995-96
96 Brown, Alex (DE) — Florida 2010
36 Brown, Bob (TE) — Alcorn State 1972-73
71 Brown, Charles (T) — Southern California 2010-
22 Brown, Charlie (RB) — Missouri 1967-68
24,21,20 Brown, Derek (RB) — Nebraska 1993-96
35 Brown, Fakhir (CB) — Grambling State 2002-05
70 Brown, Jammal (T) — Oklahoma 2005-09
27 Brown, Ray (S) — West Texas A&M 1978-80
11 Brunell, Mark (QB) — Washington 2008-09
92 Bryant, Tony (DE) — Florida State 2003-05
16 Buck, Mike (QB) — Maine 1990-93
26 Buck, Vince (DB) — Central State (Ohio) 1990-95
29 Bullocks, Josh (S) — Nebraska 2005-08
77 Bunkley, Brodrick (DT) — Florida State 2012-
36 Burchfield, Don (TE) — Ball State 1971
83 Burke, Vern (TE) — Oregon State 1967
55 Burkett, Jackie (LB) — Auburn 1967-70
11 Burns, Ed (QB) — Nebraska 1978-80
16 Burris, Bo (S) — Houston 1967-69
0 Burrough, Ken (WR) — Texas Southern 1970
80 Burton, Larry (WR) — Purdue 1975-77
25 Bush, Rafael (S) — South Carolina State 2012-
25 Bush, Reggie (RB) — Southern California 2006-10
74 Bushrod, Jermon (T) — Towson 2007-12
59 Bussey, Nate (LB) — Illinois 2011
38 Butler, Bill (RB) — Kansas State 1972-74
3 Butler, Skip (K) — Texas-Arlington 1971
45 Byrd, Israel (CB) — Utah State 1993-95

C

39 Cadet, Travaris (RB) — Appalachian State 2012-
17 Camarillo, Greg (WR) — Stanford 2012
35 Campbell, Earl (RB) — Texas 1984-85
73 Campbell, Joe (DE) — Maryland 1977-80
80 Campbell, Mark (TE) — Michigan 2006-08
59 Campen, James (C/G) — Tulane 1987-88
4 Canfield, Sean (QB) — Oregon State 2010-11
35 Canty, Chris (CB) — Kansas State 2000
51 Capone, Warren (LB) — Louisiana State 1976
3 Carney, John (K) — Notre Dame 2001-06, 2009-10
65 Carr, Tom (DE) — Morgan State 1968
74 Carroll, Herman (DE) — Mississippi State 1994
55 Carroll, Travis (LB) — Florida 2002-03
80 Carroll, Wesley (WR) — Miami (Fla.) 1991-92
21 Carter, Dale (CB) — Tennessee 2002-03
65 Carter, David (C) — Western Kentucky 1984-85
32 Carter, Ki-Jana (RB) — Penn State 2003-04
41 Carter, Tim (CB) — Tulane 2001
52 Casillas, Jonathan (LB) — Wisconsin 2009, 2011-12
23 Cassady, Craig (DB) — Ohio State 1977
86 Caster, Rich (TE) — Jackson State 1981
51 Chambers, Rusty (LB) — Tulane 1975-76
89 Chandler, Wes (WR) — Florida 1978-81
24 Chapman, Clarence (CB) — Eastern Michigan 1976-80
89 Chapman, Gil (WR) — Michigan 1975
97 Charleston, Jeff (DE) — Idaho State 2008-11
92 Chase, Martin (DT) — Oklahoma 2000-02
33 Chatman, Jesse (RB) — Eastern Washington 2005
37,30 Cherry, Je'Rod (DB) — California 1996-99
85 Childs, Henry (TE) — Kansas State 1974-80
51 Childs, Ron (LB) — Washington State 1995
13 Cipa, Larry (QB) — Michigan 1974-75
71 Clancy, Kendrick (DT) — Mississippi 2007-09
75 Clark, Bruce (DE) — Penn State 1982-88
54 Clark, Danny (LB) — Illinois 2006, 10
78 Clark, Kelvin (G) — Nebraska 1982-85
89 Clark, Robert (WR) — North Carolina Central 1987-88
29 Clark, Vinnie (CB) — Ohio State 1994
51,50 Clarke, Phil (LB) — Pittsburgh 1999-2001
42 Clay, Willie (S) — Georgia Tech 1999
85 Cleeland, Cameron (TE) — Washington 1998-99, 2001
56 Clemons, Charlie (LB) — Georgia 2000-02
66 Cody, Bill (LB) — Auburn 1967-70
4 Cofer, Mike (K) — North Carolina State 1987
86 Colchico, Dan (DE) — San Jose State 1969
55 Coleman, Don (LB) — Michigan 1974-75
45 Collins, Jed (FB) — Washington State 2011-
13 Collins, Kerry (QB) — Penn State 1998
43 Collins, Larry (RB) — Texas A&M-Kingsville 1980
59 Colman, Wayne (LB) — Temple 1969-74,76
12 Colston, Marques (WR) — Hofstra 2006-
66 Commiskey, Chuck (G) — Mississippi 1986-88

ALL-TIME ROSTER

83 Connell, Albert (WR) — Texas A&M....2001
58 Conner, Darion (LB) — Jackson State....1994
70 Contz, Bill (T) — Penn State....1986-88
85 Conwell, Ernie (TE) — Washington....2003-06
41 Cook, Toi (CB) — Stanford....1987-93
57 Coombs, Larry (C) — Idaho....1980
97 Cooper, Josh (DE) — Mississippi....2006-07
71 Cooper, Richard (T) — Tennessee....1990-95
18 Copper, Terrance (WR) — East Carolina....2006-08
79 Cordileone, Lou (DT) — Clemson....1967-68
44 Cordill, Olie (P) — Memphis....1969
47 Cortez, Bruce (CB) — Parsons....1967
37 Cota, Chad (S) — Oregon....1998
39 Covington, John (S) — Notre Dame....1995
51 Cox, Bryan (LB) — Western Illinois....2002
21 Craft, Jason (CB) — Colorado State....2004-08
75 Crangle, Mike (DE) — Tennessee-Martin....1972
32 Craver, Aaron (RB) — San Diego State....1998-99
43 Craver, Keyuo (CB) — Nebraska....2002-03
55 Creech, Bob (LB) — Texas Christian....1973
44 Crist, Chuck (S) — Penn State....1975-77
51 Croom, Sylvester (C) — Alabama....1975
51 Crosby, Ron (LB) — Penn State....1978
4 Cundiff, Billy (K) — Drake....2006
60 Cunningham, Carl (LB) — Houston....1971
15 Cuozzo, Gary (QB) — Virginia....1967

D

69 Dalton, Oakley (DT) — Jackson State....1977
10 Daniel, Chase (QB) — Missouri....2009-12
42 David, Jason (CB) — Washington State....2007-08
76 Davidson, Jeff (T) — Ohio State....1994
20 Davis, A.J. (CB) — Jacksonville State....2012-
15 Davis, Bob (QB) — Virginia....1973
86 Davis, Dave (WR) — Tennessee State....1974
36 Davis, Dick (RB) — Nebraska....1970
53 Davis, Don (LB) — Kansas....1996-98
73 Davis, Isaac (G) — Arkansas....1997
63 Davis, Norman (G) — Grambling State....1969
35 Davis, Ted (LB) — Georgia Tech....1967-69
95 Davis, Travis (DT) — Michigan State....1990
47 Davis, Travis (S) — Notre Dame....1995
28 Davis, Troy (RB) — Iowa State....1997-99
86 Dawkins, Sean (WR) — California....1998
81 Dawsey, Lawrence (WR) — Florida State....1999
26,80 Dawsey, Stacey (WR) — Indiana....1987
55 DeForest, Joe (LB) — Louisiana-Lafayette....1987
47 DeGrenier, Jack (RB) — Texas-Arlington....1974
60 de la Puente, Brian (C) — California....2011-
50 Del Rio, Jack (LB) — Southern California....1985-86
9,12 Delhomme, Jake (QB) — Louisiana-Lafayette....1998-2002
39 Deloatch, Curtis (CB) — North Carolina A&T....2006
19 Dempsey, Tom (K) — Palomar (Calif.) College....1969-70
87 DeRamus, Lee (WR) — Wisconsin....1995-96
32 DeRatt, Jim (DB) — North Carolina....1975
79 Derby, Glenn (T) — Wisconsin....1989-90
51 Didion, John (LB/C) — Oregon State....1971-74
80 Dinkins, Darnell (TE) — Pittsburgh....2009
56 Dixon, Ernest (LB) — South Carolina....1994-97
95 Dixon, Ronnie (DT) — Cincinnati....1993
66 Dobler, Conrad (G) — Wyoming....1978-79
25 Dodd, Al (WR) — Northwestern State....1969-71
72 Dombrowski, Jim (G/T) — Virginia....1986-96
86 Donovan, Tom (WR) — Penn State....1980
88 Dorris, Andy (DE) — New Mexico State....1973-76
21 Douglas, John (CB) — Texas Southern....1967-68
95 Douglas, Marques (DE) — Howard....2000
10 Douglass, Bobby (QB) — Kansas....1976-77
86,80 Dowdell, Marcus (WR) — Tennessee State....1992-93
22 Drakeford, Tyronne (CB) — Virginia Tech....1998-99
47 Drescher, Justin (LS) — Colorado....2010-
83 Duckett, Kenny (WR) — Wake Forest....1982-85
95 Dumbauld, Jonathan (DE) — Kentucky....1986,88
56 Dunbar, Jo-Lonn (LB) — Boston College....2008-11
86 Dunbar, Jubilee (WR) — Southern....1973
63 Dunbar, Karl (DE) — Louisiana State....1993
32 Dunbar, Vaughn (RB) — Indiana....1992,94-95
10,15 Durkee, Charlie (K) — Oklahoma State....1967-68,71-72
47 Dusenberry, Bill (RB) — Johnson C. Smith....1970

E

89 Early, Quinn (WR) — Iowa....1991-95
36 Eckel, Kyle (FB) — Navy....2009
63 Edelman, Brad (G) — Missouri....1982-89
83 Edwards, Kelvin (WR) — Liberty....1986
64 Elliott, Ted (DT) — Minn. State-Mankato....1987
99 Elliott, Tony (DT) — North Texas....1982-88
98 Ellis, Sedrick (DT) — Southern California....2008-12
52 Emanuel, Frank (LB) — Tennessee....1970
79 Epps, Tory (DT) — Memphis....1995
14 Erxleben, Russell (K/P) — Texas....1979-83
84 Estes, Lawrence (DE) — Alcorn State....1970-71
59 Evans, Chuck (LB) — Stanford....1980-81
44 Evans, Heath (FB) — Auburn....2009-10
73 Evans, Jahri (G) — Bloomsburg....2006-
54 Evans, Troy (LB) — Cincinnati....2007-09
17 Everett, Jim (QB) — Purdue....1994-96

F

10 Fagan, Julian (P) — Mississippi....1970-72
52 Faine, Jeff (C) — Notre Dame....2006-07
44 Farasopolos, Chris (S) — Brigham Young....1974
56 Farber, Hap (LB) — Mississippi....1970
87 Farquhar, John (TE) — Duke....1997-98
38 Fassitt, Greg (CB) — Grambling State....2009
96 Faulkner, Jeff (DE) — Southern....1993
58 Federspiel Joe (LB) — Kentucky....1972-80
9 Feller, Happy (K) — Texas....1972-73
20 Felton, Eric (CB) — Texas Tech....1978-80
27,48 Fenderson, James (RB) — Hawaii....2001-03
22 Fenerty, Gill (RB) — Holy Cross....1990-91
56 Ferguson, Jim (LB) — Southern California....1968
71 Fersen, Paul (T) — Georgia....1973-74
28 Fichtner, Ross (S) — Purdue....1968
26 Fields, Jitter (PR) — Texas....1984
55 Fields, Mark (LB) — Washington State....1995-2000
11 Fife, Jason (QB) — Oregon....2006
69 Fifer, Bill (G) — West Texas A&M....1978
56 Fincher, Alfred (LB) — Connecticut....2005-07
44 Fink, Mike (CB) — Missouri....1973
63 Finnie, Roger (T) — Florida A&M....1979
55 Flanigan, Jim (LB) — Pittsburgh....1971
71 Folau, Spencer (T/G) — Idaho....2002-04
62 Fontenot, Jerry (C) — Texas A&M....1997-2003
92 Ford, Henry (DT) — Arkansas....2003
28 Ford, James (RB) — Texas Southern....1971-72
52 Forde, Brian (LB) — Washington State....1988-91
11 Fourcade, John (QB) — Mississippi....1987-90
53 Fourcade, Keith (LB) — Mississippi....1987
43 Fowler, Bobby (FB) — Louisiana Tech....1984-85
99 Franklin, Aubrayo (DT) — Tennessee....2011
80 Franklin, P.J. (WR) — Tulane....1999
37 Franz, Todd (S) — Tulsa....2000
51 Fraser, Jim (P) — Wisconsin....1968
32 Frazier, Paul (RB) — Northwestern State....1989
55 Freeman, Reggie (LB) — Florida State....1993
15 Fritsch, Toni (K) — None....1982
55 Fujita, Scott (LB) — California....2006-09
24 Fuller, Johnny (S) — Lamar....1973-75
72 Fultz, Mike (DT) — Nebraska....1977-80

G

46 Gajan, Hokie (FB) — Louisiana State....1982-85
34 Galbreath, Tony (RB) — Missouri....1976-80
93 Galette, Junior (DE) — Stillman....2010-
62,60,46,86 Gammon, Kendall (C) — Pittsburg State....1996-99
72 Gandy, Wayne (T) — Auburn....2003-05
80 Garcia, Jim (DE) — Purdue....1967
88 Gardner, Talman (WR) — Florida State....2003-04
83 Garrett, Len (TE) — New Mexico Highlands....1973-75
20 Gary, Russell (S) — Nebraska....1981-86
20 Gay, Randall (CB) — Louisiana State....2008-10
97 Geathers, James (DE) — Wichita State....1984-89
60 George, Tearrius (DE) — Kansas State....2008
85 Ghent, Ronnie (TE) — Louisville....2007
15 Gibbs, Donnie (P) — Texas Christian....1974
27 Gibson, Antonio (SS) — Cincinnati....1986-89,92
77 Gilbert, Daren (T) — Cal State-Fullerton....1985-88
42,41 Gilliam, John (WR) — South Carolina State....1967-68,77
89 Gilmore, John (TE) — Penn State....2011
37 Giordano, Matt (S) — California....2010
37 Gleason, Steve (S) — Washington State....2000-06
31 Glenn, Aaron (CB) — Texas A&M....2008
29 Glenn, Vencie (S) — Indiana State....1991
82 Glover, Andrew (TE) — Grambling State....2000
97 Glover, La'Roi (DT) — San Diego State....1997-2001
91 Goff, Robert "Pig" (DT) — Auburn....1990-95
77 Goich, Dan (DT) — California....1971
88 Goodlow, Eugene (WR) — Kansas State....1983-86
76 Goodwin, Jonathan (C) — Michigan....2006-10
82 Gottschalk, Darren (TE) — Cal Lutheran....1987
4 Gowin, Toby (P) — North Texas....2000-02
7 Graham, Ben (P) — Deakin....2008
89 Graham, Daniel (TE) — Colorado....2012
80 Graham, Jimmy (TE) — Miami (Fla.)....2010-
1 Gramatica, Martin (K) — Kansas State....2007-08
40 Granger, Hoyle (RB) — Mississippi State....1971
94 Grant, Charles (DE) — Georgia....2002-09

58 Grant, Cie (LB) — Ohio State 2003-04
74 Gray, Cecil (T) — North Carolina 1993
21 Gray, David (DB) — East Los Angeles JC 1979
33 Gray, Kevin (DB) — Eastern Illinois 1982
72 Gray, Leon (T) — Jackson State 1982-83
37 Gray, Mel (RB) — Purdue 1986-88
45 Green, Arthur (RB) — Albany State 1972
95 Green, Howard (DT) — Louisiana State 2003-04
85 Green, Paul (TE) — Southern California 1996
53 Green, Sammy (LB) — Florida 1980
10 Green, Skyler (WR) — Louisiana State 2008
23 Green, Victor (S) — Akron 2003
38 Greer, Donovan (CB) — Texas A&M 1997
32,33 Greer, Jabari (CB) — Tennessee 2009-
74 Gregory, Ted (DT) — Syracuse 1988
35 Gresham, Bob (RB) — West Virginia 1971-72
28 Groce, DeJuan (CB) — Nebraska 2006
78 Grooms, Elois (DE) — Tennessee Tech 1975-81
40 Gros, Earl (RB) — Louisiana State 1970
56 Gross, Lee (C) — Auburn 1975-77
86 Groth, Jeff (WR) — Bowling Green 1981-85
66 Grubbs, Ben (G) — Auburn 2012-
18 Guess, Terry (WR) — Gardner-Webb 1996
84 Guliford, Eric (WR) — Arizona State 1997-98
96 Gunn, Mark (DE) — Pittsburgh 1994
62 Gwinn, Ross (G) — Northwestern State 1968

H

81 Hakim, Az-Zahir (WR) — San Diego State 2005
18 Hakim, Saalim (WR) — Tarleton State 2012-
79 Halapin, Mike (G) — Pittsburgh 1999
35 Hall, Korey (FB) — Boise State 2011
81,89 Hall, Lamont (TE) — Clemson 2000-02, 2004-05
86 Hall, Tom (WR) — Minnesota 1967
56 Hall, Willie (LB) — Southern California 1972-73
83 Hamilton, Andy (WR) — Louisiana State 1975
30 Hamilton, Lynell (RB) — San Diego State 2008-09
70,96 Hamiter, Uhuru (DL) — Delaware State 1998-99
99 Hand, Norman (DT) — Mississippi 2000-02
98 Hanna, Jim (DT) — Louisville 1994
10 Hansen, Brian (P) — Sioux Falls 1984-88
28 Harding, Greg (DB) — Nicholls State 1984
87 Hardy, Larry (TE) — Jackson State 1978-85
14 Hargett, Edd (QB) — Texas A&M 1969-72
69 Hargrove, Anthony (DL) — Georgia Tech 2009-10
80 Harper, Alvin (WR) — Tennessee 1997
28 Harper, Deveron (S) — Notre Dame 2003-04
13 Harper, Rod (WR) — Murray State 2009
41 Harper, Roman (S) — Alabama 2006-
3 Harrington, Joey (QB) — Oregon 2008
30 Harris, Bill (RB) — Colorado 1971
79 Harris, Bryce (T) — Fresno State 2012-
36,26 Harris, Corey (CB) — North Alabama 1999-2000
80 Harris, Herbert (WR) — Lamar 1986-87
82 Harris, Ike (WR) — Iowa State 1978-81
92 Harris, Orien (DT) — Miami (Fla.) 2007
86 Harris, Rod (WR) — Texas A&M 1989
86 Harrison, Victor (WR) — North Carolina 1987
88 Hart, Ben (S) — Oklahoma 1967
72 Hart, Jeff (T) — Oregon State 1976
53 Hart, Tommy (DE) — Morris Brown 1980
5 Hartley, Garrett (K) — Oklahoma 2008-
67 Harvey, George (G) — Kansas 1967
52 Harvey, Richard Jr. (LB) — Tulane 1995-97
26 Harvey, Richard Sr. (DB) — Jackson State 1971
88 Hastings, Andre (WR) — Georgia 1997-99
70,74 Haverdink, Kevin (T) — Western Michigan 1989-91
80 Havrilak, Sam (WR) — Bucknell 1974
57 Hawthorne, David (LB) — Texas Christian 2012-
36 Hawthorne, Michael (CB) — Purdue 2000-03
29 Hayes, Billie (CB) — San Diego State 1972
89 Hayes, Mercury (WR) — Michigan 1996-97
92 Haynes, James (LB) — Mississippi Valley State 1984-89
81 Haynes, Michael (WR) — Northern Arizona 1994-96
97 Haynes, Michael (DE) — Penn State 2007
49 Hazelton, Major (DB) — Florida A&M 1970
3 Hebert, Bobby (QB) — Northwestern State 1985-89,91-92
26 Heidel, Jimmy (S) — Mississippi 1967
19 Henderson, Devery (WR) — Louisiana State 2004-12
20 Henderson, Othello (S) — UCLA 1993-94
65 Henry, Ricky (G) — Nebraska 2012-
87 Herrmann, Don (WR) — Waynesburg 1975-77
54 Herring, Will (LB) — Auburn 2011-
84 Hester, Jim (TE) — North Dakota 1967-69
64 Hester, Ray (LB) — Tulane 1971-73
23 Hewitt, Chris (S) — Cincinnati 1997-99
45,34 Heyward, Craig (FB) — Pittsburgh 1988-92
76 Hicks, Akiem (DT) — Regina (Sask.) 2012-
81 Higgins, Michael (TE) — Nebraska-Omaha 2011-
62 Hilgenberg, Jay (C) — Iowa 1993
61 Hilgenberg, Joel (C/G) — Iowa 1984-93
62 Hill, John (C) — Lehigh 1975-84
87 Hill, Lonzell (WR) — Washington 1987-90
81 Hill, Randal (WR) — Miami (Fla.) 1997
40,21 Hilliard, Dalton (RB) — Louisiana State 1986-93
76 Hills, Keno (G/T) — Louisiana-Lafayette 1996-99
81, 86 Hilton, Zachary (TE) — North Carolina 2003-05
78 Hines, Glen Ray (T) — Arkansas 1971-72
24 Hoage, Terry (DB) — Georgia 1984-85
53 Hobbs, Billy (LB) — Texas A&M 1972
80 Hobbs, Daryl (WR) — Pacific 1997
12 Hobert, Billy Joe (QB) — Washington 1997-99
98 Hodge, Milford (DE) — Washington State 1986
52 Hodge, Sedrick (LB) — North Carolina 2001-05
14 Hodson, Tom (QB) — Louisiana State 1995-96
57 Holden, Curtis (LB) — Washington State 2001
70 Holden, Sam (T) — Grambling State 1971
61 Holland, Montrae (G) — Florida State 2003-06
18 Hollas, Hugo (S) — Rice 1970-72
51 Holloway, Stan (LB) — California 1980
45 Holmes, Jack (RB) — Texas Southern 1978-82
21 Holt, Terrence (S) — North Carolina State 2008
87 Horn, Joe (WR) — Itawamba (Miss.) JC 2000-06
28 Hoskins, Derrick (S) — Southern Mississippi 1996
47 Houser, Kevin (LS) — Ohio State 2000-08
68 Housman, Walter (T/G) — Upsala 1987
93 Howard, Darren (DE) — Kansas State 2000-05
29 Howard, Gene (CB) — Langston 1968-70
35 Howard, Reggie (CB) — Memphis 2000
20 Howell, Delles (CB) — Grambling State 1970-72
52 Huard, John (LB) — Maine 1971
70 Hubbard, Dave (T) — Brigham Young 1977
69 Hudson, Nat (G) — Georgia 1981
54 Hughes, Pat (LB) — Boston 1977-79
33 Hughes, Tyrone (CB) — Nebraska 1993-96
54, 53 Humber, Ramon (LB) — North Dakota State 2010-
84 Humphrey, Tory (TE) — Central Michigan 2009-11
76 Hunt, Kevin (T) — Doane 1978
60 Hunt, Robert (G) — Virginia 1999
32 Hunter, Earnest (RB) — Southeast Oklahoma 1996
28 Hurley, Bill (DB) — Syracuse 1982-83
88 Hyatt, Fred (WR) — Auburn 1973

I

47 Ingram, Jake (LS) — Hawaii 2010
28 Ingram, Mark (RB) — Alabama 2011-
12 Ingram, Kevin (QB) — East Carolina 1987
27 Irvin, Ken (CB) — Memphis 2002
82 Ismail, Qadry (WR) — Syracuse 1998
21 Israel, Steve (CB) — Pittsburgh 2001
29 Ivory, Chris (RB) — Tiffin 2010-12

J

30 Jackson, Ernie (CB) — Duke 1972-77
91 Jackson, Grady (DT) — Knoxville 2002-03
47 Jackson, Greg (S) — Louisana State 1996
58 Jackson, Jonathan (LB) — Oregon State 2001
57 Jackson, Rickey (LB) — Pittsburgh 1981-93
88 Jackson, Willie (WR) — Florida 2000-01
52 Jacobs, Harry (LB) — Bradley 1970
64 Jacox, Kendyl (G/C) — Kansas State 2002-05
22 Jakes, Van (CB) — Kent State 1986-88
50 James, Philip (C) — Southern 1987
43 Jean-Batiste, Garland (FB) — Louisiana State 1987
80 Jeffires, Haywood (WR) — North Carolina State 1996
96 Jeffries, Dameian (DE) — Alabama 1995
27 Jenkins, Malcolm (CB/S) — Ohio State 2009-
72 Jenkins, Trezelle (T) — Michigan 1997
36 Jennings, Stanford (RB) — Furman 1991
68 Jetton, Paul (G) — Texas 1992-93
19 Johnson, Alonzo (WR) — Central State (Ohio) 1998
22 Johnson, Benny (CB) — Johnson C. Smith 1976
34 Johnson, Bobby (DB) — Texas 1983-84,86
77 Johnson, Carl (G) — Nebraska 1972-73
6 Johnson, Dirk (P) — Northern Colorado 2002
21 Johnson, Earl (CB) — South Carolina 1985
82 Johnson, Eric (TE) — Yale 2007
58 Johnson, J.R. (LB) — Syracuse 2002
94 Johnson, Joe (DE) — Louisville 1994-98,2000-01
50 Johnson, John (LB) — Clemson 1995
45 Johnson, Nate (RB) — Texas Southern 1987
96 Johnson, Tom (DT) — Southern Mississippi 2011-
86 Johnson, Tony (TE) — Alabama 1996-98
95 Johnson, Trevor (DE) — Nebraska 2006
80 Johnson, Tyrone (WR) — Western State (Colo.) 1994
29 Johnson, Undra (RB) — West Virginia 1989
53 Johnson, Vaughan (LB) — North Carolina State 1986-93
90 Johnson, Walter (LB) — Louisiana Tech 1989
36 Jones, Andrew (RB) — Washington State 1975-76

ALL-TIME ROSTER

58 Jones, Brian (LB) — Texas 1995-96,98
19 Jones, Charlie (WR) — Fresno State 2000
74 Jones, Clarence (T) — Maryland 1996-98
53 Jones, Donta (LB) — Nebraska 2000
95,92 Jones, Ernest (DE) — Oregon 1995,98
29 Jones, Herana-Daze (S) — Indiana 2009
89 Jones, Jamal (WR) — North Carolina A&T 2006
59 Jones, J.J. (LB) — Arkansas 2002
78 Jones, Jerry (T) — Bowling Green 1967-69
21 Jones, Julius (RB) — Notre Dame 2010
32 Jones, Kim (FB) — Colorado State 1976-79
86,89 Jones, Mike (WR) — Tennessee State 1986-87,89
20 Jones, Ray (DB) — Southern 1973
27 Jones, Reginald (CB) — Memphis 1991-94
27 Jones, Selwyn (CB) — Colorado State 1994
34 Jones, Tebucky (S) — Syracuse 2003-04
23 Jordan, Buford (FB) — McNeese State 1986-92
94 Jordan, Cameron (DE) — California 2011-
45 Jordan, Jimmy (RB) — Florida 1967
45 Joseph, Keith (RB) — Texas A&M 2006

K

43 Kaesviharn, Kevin (S) — Augustana (S.D.) 2007-08
71 Kaplan, Ken (T) — New Hampshire 1987
44 Karney, Mike (FB) — Arizona State 2004-08
2 Kasay, John (K) — Georgia 2011
46 Kearney, Jim (S) — Prairie View A&M 1976
28 Keaton, Curtis (RB) — James Madison 2002
78 Keim, Mike (T) — Brigham Young 1991
30 Kelley, Les (RB) — Alabama 1967-69
87 Kelly, Mike (TE) — Davidson 1973
33,24,44,27 Kelly, Rob (S) — Ohio State 1997-2000
5 Kempf, Florian (K) — Pennsylvania 1987
60 Kennard, Derek (G) — Nevada 1991-93
82 Kennison, Eddie (WR) — Louisiana State 1999
17 Kilmer, Billy (QB) — UCLA 1967-70
45 Kimbrough, Elbert (S) — Northwestern 1968
61 King, Ed (G) — Auburn 1995-97
75 King, Mitch (DT) — Iowa 2011
53 Kingrea, Rick (LB) — Tulane 1973-78
68 Kline, Alan (T) — Ohio State 1994-95
40 Knafelc, Greg (TE) — Notre Dame 1983
53 Knight, Roger (LB) — Wisconsin 2001-04
29 Knight, Sammy (S) — Southern California 1997-2002
78 Knight, Shawn (DE) — Brigham Young 1987
66 Knowles, David (T) — Indiana 1977
55 Kohlbrand, Joe (LB) — Miami (Fla.) 1985-89
43 Kopay, Dave (LB) — Washington 1971
60 Korte, Steve (C) — Arkansas 1983-90
52 Kovach, Jim (LB) — Kentucky 1979-85
89 Kramer, Kent (TE) — Minnesota 1967
9 Kramer, Tommy (QB) — Rice 1990
50 Kreutz, Olin (C) — Washington 2011
21 Krimm, John (S) — Notre Dame 1982
50 Kupp, Jake (G) — Washington 1967-75
67 Kuziel, Bob (C) — Pittsburgh 1972
57 Kyle, Jason (LS) — Arizona State 2009-10

L

64 Lafary, Dave (T) — Purdue 1977-85
39 LaGrand, Morris (RB) — Tampa 1975
96 Lake, Antwan (DT) — West Virginia 2006-08
67 LaPorta, Phil (T) — Penn State 1974-75
12 Laufenberg, Babe (QB) — Indiana 1986
82 Lawrie, Nate (TE) — Yale 2005-06
39 Lawson, Odell (RB) — Langston 1973-74
58 Leach, Scott (LB) — Ohio State 1987
74 Leach, William (G/T) — North Carolina State 1987
48 Leach, Vonta (RB) — East Carolina 2006
60 Leckey, Nick (C) — Kansas State 2009
11 Lee, Bivian (CB) — Prairie View 1971-75
39 Lee, Carl (DB) — Marshall 1994
32 Lee, Mark (CB) — Washington 1991
43 Legette, Tyrone (CB) — Nebraska 1992-95
62 Leggett, Brad (C) — Southern California 1990-91
72 Leggett, Earl (DT) — Louisiana State 1967-68
35 Lehan, Michael (CB) — Minnesota 2008
68 Lehr, Matt (C/G) — Virginia Tech 2008
75,95 Leisle, Rodney (DT) — UCLA 2004-06, 09
52 Lemon, Mike (LB) — Kansas 1975
89 Lewis, Derrick (WR) — San Diego State 2002-03
93 Lewis, Gary (DT) — Oklahoma State 1983
22 Lewis, Gary (RB) — Arizona State 1970
24 Lewis, Marvin (RB) — Tulane 1982
84 Lewis, Michael (WR) — None 2001-06
98 Lewis, Reggie (DE) — San Diego State 1982-84
29 Lewis, Rodney (CB) — Nebraska 1982-84
3 Leypoldt, John (K) — None 1978
78 Linden, Errol (T) — Houston 1969-70
54 Lindsey, Dale (LB) — Western Kentucky 1973
7 Linhart, Toni (K) — Austria Tech 1972
86 Lipps, Louis (WR) — Southern Mississippi 1992
20,21 Little, Earl (DB) — Miami (Fla.) 1998-99
48 Livingston, Andy (RB) — Phoenix (Ariz.) College 1969-70
61 Loberg, Greg (G/T) — California 1987
50 Lofton, Curtis (LB) — Oklahoma 2012-
0 Logan, Obert (S) — Trinity 1967
2 Lohmiller, Chip (K) — Minnesota 1995
89 Long, Dave (DE) — Iowa 1969-72
26 Looney, Joe Don (RB) — Oklahoma 1969
34 Lorick, Tony (RB) — Arizona State 1968-69
46 Lumpkin, Sean (S) — Minnesota 1992-96
88 Lusk, Hendrick (TE) — Utah 1996
43 Lyons, Dicky (S) — Kentucky 1970

Mc

25,26,30 McAfee, Fred (RB) — Mississippi College ... 1991-93, 2000-06
29 McAlister, Chris (CB) — Arizona 2009
26 McAllister, Deuce (RB) — Mississippi 2001-09
90 McBride, Turk (DE) — Tennessee 2011-12
36 McCall, Don (RB) — Southern California 1967-68, 70
29 McCauley, Marcus (CB) — Fresno State 2009
19 McClard, Bill (K) — Arkansas 1973-75
13,44 McCleskey, J.J. (WR/S) — Tennessee 1993-96
67 McCollum, Andy (G) — Toledo 1994-98
71,75 McCormick, Dave (T) — Louisiana State 1967-68
51 McCoy, Larry (LB) — Lamar 1987
59 McCoy, Matt (LB) — San Diego State 2007
44 McCrary, Fred (FB) — Mississippi State 1997
93 McCray, Bobby (DE) — Florida 2008-09
80 McCullouch, Earl (WR) — Southern California 1974
36 McIntyre, Cory (RB) — West Virginia 2006
89 McGarity, Wayne (WR) — Texas 2001
18 McGeoghan, Phil (RB) — Maine 2003
49 McGill, Ralph (S) — Tulsa 1978-79
76 McGuire, Gene (C) — Notre Dame 1992
92 McIntosh, Toddrick (DE) — Florida State 1995
43,34 McKenzie, Mike (CB) — Memphis 2004-09
97 McKinley, Alvin (DT) — Mississippi State 2008
59 McKinnon, Ronald (LB) — North Alabama 2005
42 McLemore, Dana (DB) — Hawaii 1986
29 McMillian, Mark (CB) — Alabama 1996
27 McNeill, Rod (RB) — Southern California 1974-75
12 McNeill, Tom (P) — Stephen F. Austin 1967-69
5 McPherson, Adrian (QB) — Florida State 2005
25 McQuay, Leon (RB) — Tampa 1976
76 McQuistan, Pat (T) — Weber State 2011

M

47 Mack, Cedric (CB) — Baylor 1992-93
44 Mack, Elbert (CB) — Troy 2012
24 Mack, Milton (CB) — Alcorn State 1987-91
36 Mailei, Marcus (FB) — Weber State 2009
8 Manning, Archie (QB) — Mississippi 1971-75,77-82
91 Marchiol, Ken (LB) — Mesa State 1987
2 Mare, Olindo (K) — Syracuse 2007
75 Marrone, Doug (G) — Syracuse 1989
40 Marsalis, Jim (S) — Tennessee State 1977
23 Marshall, James (DB) — Jackson State 1980
59 Martin, Chris (LB) — Auburn 1983
22 Martin, D'Artagnan (CB) — Kentucky State 1971
84 Martin, Eric (WR) — Louisiana State 1985-93
10 Martin, Jamie (QB) — Weber State 2006-07
93 Martin, Wayne (DE/DT) — Arkansas 1989-99
86 Martini, Rich (WR) — Cal-Davis 1981
40 Massey, Robert (CB) — North Carolina Central 1989-90
23 Mathis, Kevin (CB) — Texas A&M-Commerce 2000-01
56 Mathis, Reggie (LB) — Oklahoma 1979-80
35 Matthews, Henry (RB) — Michigan State 1973
64 Maurer, Andy (G) — Oregon 1974
84 Mauti, Rich (WR) — Penn State 1977-80,82-83
39 Maxie, Brett (S) — Texas Southern 1985-93
28 Maxson, Alvin (RB) — Southern Methodist 1974-76
75 Mayberry, Jermane (G) — Texas A&M Kingsville 2005
22 Mayes, Michael (CB) — Louisiana State 1989
36 Mayes, Rueben (RB) — Washington State 1986-88,90
17 Meachem, Robert (WR) — Tennessee 2007-11
5 Mehlhaff, Taylor (K) — Wisconsin 2008
80 Meier, Shad (TE) — Kansas State 2005
51,53 Melton, Terrence (LB) — Rice 2004-06
19 Merkens, Guido (QB/WR/DB) — Sam Houston State 1980-85
57 Merlo, Jim (LB) — Stanford 1973-74,76-79
71 Merrill, Casey (DT) — Cal-Davis 1986
70 Meseroll, Mark (T) — Florida State 1978
92,99 Mickell, Darren (DE) — Florida 1996-97,99
54 Middleton, Rick (LB) — Ohio State 1974-75
10 Mike-Mayer, Steve (K) — Maryland 1978
83 Miller, Billy (TE) — Southern California 2006-08

67 Miller, Bubba (C/G) — Tennessee 2002
84 Miller, Junior (TE) — Nebraska 1984
69 Miller, Les (DT) — Fort Hays State 1991-94
80 Miller, Mike (WR) — Tennessee 1985
51 Mills, Sam (LB) — Montclair State 1986-94
40 Milne, Brian (FB) — Penn State 2000
32 Minor, Lincoln (RB) — New Mexico State 1973
88 Mitchell, Derrell (WR) — Texas Tech 1994
83 Mitchell, Johnny (TE) — Nebraska 2001
94 Mitchell, Kawika (LB) — South Florida 2010
59 Mitchell, Keith (LB) — Texas A&M 1997-01
50 Mitchell, Kevin (LB) — Syracuse 1998-1999
50 Mitchell, Marvin (LB) — Tennessee 2007-10
40 Mitchell, Mel (S) — Western Kentucky 2002, 04-05
25 Molden, Alex (CB) — Oregon 1996-2000
97 Monroe, Derrius (DE) — Virginia Tech 2002
77 Montgomery, Marv (T) — Southern California 1976-77
24 Montgomery, Monty (S) — Houston 2004
74 Mooers, Doug (DE) — Whittier 1971-72
74 Moore, Derland (DT) — Oklahoma 1973-85
95 Moore, Eric (DE) — Florida State 2006
32 Moore, Jerald (RB) — Oklahoma 2000
25 Moore, Jerry (S) — Arkansas 1973-74
16 Moore, Lance (WR) — Toledo 2005-
21 Moore, Reynaud (CB) — UCLA 1971
73 Mooring, John (T) — Tampa 1974
13 Morgan, Joseph (WR) — Walsh 2012-
57 Morgan, Mike (LB) — Louisiana State 1969-70
77 Morris, Chris (T) — Indiana 1975
76 Morrison, Don (T) — Texas-Arlington 1971-77
35 Morse, Bobby (FB) — Michigan State 1989-91
6 Morstead, Thomas (P) — Southern Methodist 2009-
30 Morton, Chad (RB) — Southern California 2000
42 Muncie, Chuck (RB) — California 1976-80
31 Murphy, Jerome (CB) — South Florida 2012
22 Muster, Brad (FB) — Stanford 1993-94
37 Myers, Tommy (S) — Syracuse 1972-81
55 Myles, DeShone (LB) — Nevada 2001

N

65 Naeole, Chris (G) — Colorado 1997-01
55 Nairne, Rob (LB) — Oregon 1981-83
23,22 Neal, Lorenzo (FB) — Fresno State 1993-96
87,68 Neal, Richard (DE) — Southern 1969-72,78
36 Ned, Derrick (FB) — Grambling State 1993-95
37 Nelson, Jerico (S) — Arkansas 2012-
67 Nesbit, Jamar (G/T) — South Carolina 2004-09
24 Nevett, Elijah (CB) — Clark Atlanta 1967-70
64 Newkirk, Robert (DE) — Michigan State 1999
41 Newland, Bob (WR) — Oregon 1971-74
30 Newman, Anthony (S) — Oregon 1995-97
86 Newman, Patrick (WR) — Utah State 1991-93
78 Newsome, Billy (DE) — Grambling State 1973-74
31 Newsome, Richard (S) — Michigan State 2001
38 Nicholson, Calvin (CB) — Oregon State 1989,91
77 Nicks, Carl (G) — Nebraska 2008-11
93,79 Ninkovich, Rob (DE) — Purdue 2006, 2008
11 Ninowski, Jim (QB) — Michigan State 1969
33 Norris, Moran (FB) — Kansas 2001-02
60 Novitsky, Craig (C/T) — UCLA 1994-96
13 Nussmeier, Doug (QB) — Idaho 1994-97
36 Nyvall, Vic (RB) — Northwestern State 1970

O

2 O'Neal, Ken (TE) — Oklahoma State 1987
10 O'Neal, Steve (P) — Texas A&M 1973
14 O'Sullivan, J.T. (QB) — Cal-Davis 2002-04
29 Ogden, Ray (WR) — Alabama 1967
86 Ojo, Onome (WR) — Cal-Davis 2001
28 Oldham, Chris (S) — Oregon 2000-01
70,69 Olsen, Eric (G/C) — Notre Dame 2011-
86 Ortega, Buck (TE) — Miami (Fla.) 2008-09
35 Otis, Jim (RB) — Ohio State 1970
66 Oubre, Louis (G) — Oklahoma 1982-84
49 Owens, Artie (WR) — West Virginia 1980
72 Owens, Joe (DE) — Alcorn State 1971-75
86 Owens, John (TE) — Notre Dame 2006-07
83 Owens, Tinker (WR) — Oklahoma 1976,78-80

P

35 Pahukoa, Shane (S) — Washington 1995
4 Pakulak, Glenn (P) — Kentucky 2008
3 Palko, Tyler (QB) — Pittsburgh 2007
52 Palmer, Dick (LB) — Kentucky 1972-73
75 Palmer, Emile (DT) — Syracuse 1996
42,88 Parker, Joel (WR) — Florida 1974-75,77
96 Parker, Steve (DE) — Idaho 1980
83 Parks, Dave (TE) — Texas Tech 1968-72
17 Partridge, Rick (P) — Utah 1979
80 Pathon, Jerome (WR) — Washington 2002-04
32 Patrick, Johnny (CB) — Louisville 2011-12
81 Patten, David (WR) — Western Carolina 2007-08
88 Pattison, Mark (WR) — Washington 1987-88
51 Paul, Whitney (LB) — Colorado 1982-85
53 Pelluer, Scott (LB) — Washington State 1981-85
71 Perot, Petey (G) — Northwestern State 1985
80 Perriman, Brett (WR) — Miami (Fla.) 1988-90
39 Perry, Darren (S) — Penn State 2000
32 Perry, Vernon (S) — Jackson State 1983
33 Perry, Wilmont (RB) — Livingstone 1998-99
79 Petitti, Rob (T) — Pittsburgh 2006
45 Petry, Stan (CB) — Texas Christian 1991
34 Phillips, Jess (RB) — Michigan State 1973-74
43 Phillips, Kim (CB) — North Texas 1989
37 Philyaw, Dino (RB) — Oregon 1999
76 Pietrzak, Jim (C) — Eastern Michigan 1979-84
35 Pittman, David (CB) — Northwestern State 2008
75 Pittman, Julian (DT) — Florida State 1998
22 Pitts, Elijah (RB) — Philander Smith 1970
85 Poage, Ray (TE) — Texas 1967-70
25 Poe, Johnnie (CB) — Missouri 1981-87
82 Pollard, Bob (DE) — Weber State 1971-77
83 Poole, Keith (WR) — Arizona State 1997-2000
88 Poole, Nate (WR) — Marshall 2005
70 Port, Chris (G/T) — Duke 1991-95
59 Porter, Rufus (LB) — Southern 1995-96
22 Porter, Tracy (CB) — Indiana 2008-11
40 Powell, Marvin (FB) — Southern California 1999
33 Preece, Steve (DB) — Oregon State 1969
90 Pressley, DeMario (DT) — North Carolina State 2009
75 Price, Elex (DT) — Alcorn State 1973-80
70 Price, Marcus (T) — Louisiana State 2000-01
31 Prioleau, Pierson (S) — Virginia Tech 2009-10
23 Profit, Joe (RB) — Louisiana-Monroe 1973
65 Prudhomme, Remi (G/C) — Louisiana State 1971-72

R

47 Rackley, David (DB) — Texas Southern 1985
21 Ramsey, Nate (S) — Indiana 1973
16 Ramsey, Steve (QB) — North Texas 1970
86 Rasby, Walter (TE) — Wake Forest 2003
66 Rasley, Rocky (G) — Oregon State 1974
22 Ray, Ricky (CB) — Norfolk State 1979-80
21 Reaves, Ken (CB) — Norfolk State 1974
56 Rebowe, Rusty (LB) — Nicholls State 1978
58 Redd, Glen (LB) — Brigham Young 1981,83-86
86 Reed, Jake (WR) — Grambling State 2000,02
60 Reese, Don (DE) — Jackson State 1978-80
39 Reis, Chris (S) — Georgia Tech 2007-10
75 Rengel, Mike (DT) — Hawaii 1969
76 Reyes, Tutan (T) — Mississippi 2000-02
84 Rhem, Steve (WR) — Minnesota 1994-95
1 Ricardo, Benny (K) — San Diego State 1980-81
55 Rice, Floyd (LB) — Alcorn State 1978
75 Richey, Mike (T) — North Carolina 1970
84 Riley, Preston (WR) — Memphis 1973
66,68 Riley, Victor (T) — Auburn 2002-04
14 Riordan, Tim (QB) — Temple 1987
77 Rissmiller, Ray (T) — Georgia 1967
82 Rivers, Marcellus (TE) — Oklahoma State 2006
83 Roaches, Carl (KR) — Texas A&M 1985
77 Roaf, William (T) — Louisiana Tech 1993-2001
95 Robbins, Austin (DT) — North Carolina 1996-99
27 Roberts, Walt (WR) — San Jose State 1967
34,21 Robinson, Patrick (CB) — Florida State 2010-
70 Robinson, Craig (T) — Houston 1972-73
47 Robinson, Virgil (RB) — Grambling State 1971-72
70,68 Robinson, William (T) — San Diego State 2011-12
15 Roby, Courtney (WR) — Indiana 2008-
34 Rodenberger, Jeff (FB) — Maryland 1987
59 Rodgers, Derrick (LB) — Arizona State 2003-04
54 Roe, Bill (LB) — Colorado 1987
38 Rogers, George (RB) — South Carolina 1981-84
41 Rogers, Jimmy (RB) — Oklahoma 1980-84
92 Rogers, Shaun (DT) — Texas 2011
26 Rogers, Steve (RB) — Louisiana State 1975
75 Rollins, Baron (G) — Louisiana Tech 1994
44 Rose, George (CB) — Auburn 1967
55 Ross, Scott (LB) — Southern California 1991
78 Roth, Tom (C/G) — Southern Illinois 1994
70 Rourke, Jim (T) — Boston College 1985
54 Roussel, Tom (LB) — Southern Mississippi 1971-72
76 Rowe, Dave (DT) — Penn State 1967-70
3 Royals, Mark (P) — Appalachian State 1997-98
56 Ruff, Orlando (LB) — Furman 2003-04
55 Ruud, Barrett (LB) — Nebraska 2012
89 Ryan, Sean (TE) — Boston College 2008
54 Ryczek, Paul (C) — Virginia 1981

ALL-TIME ROSTER

S

99	Sagapolutele, Pio (DT) — San Diego State	1997
68	Saindon, Pat (G) — Vanderbilt	1986
73	Sandeman, Bill (T) — Pacific	1967
74	Sanderson, Scott (G/T) — Washington State	2001-02
51	Saul, Bill (LB) — Penn State	1969
93,95	Savage, Josh (DE) — Utah	2007-08
85	Savoie, Nicky (TE) — Louisiana State	1997
83	Scales, Greg (TE) — Wake Forest	1988-91
21	Scarpati, Joe (DB) — North Carolina State	1970
24	Scott, Bryan (S) — Penn State	2006
63	Schmidt, Roy (G) — Long Beach State	1967-68
40	Schmidt, Terry (CB) — Ball State	1974-75
65	Schreiber, Adam (G) — Texas	1985
33	Schultz, Randy (RB) — Northern Iowa	1967-68
71	Schumacher, Kurt (G) — Ohio State	1975-77
48	Schwartz, Don (S) — Washington State	1978-80
60	Schweda, Brian (DE) — Kansas	1967-68
74	Scifres, Steve (T) — Wyoming	1999
12	Scott, Bobby (QB) — Tennessee	1973-82
80	Scott, Lindsay (WR) — Georgia	1982-85
87	Scott, Malcolm (TE) — Louisiana State	1987
84	Seal, Paul (TE) — Michigan	1974-76
63	Setterstrom, Chad (G) — Northern Iowa	2004-06
28	Shabazz, Sideeq (S) — New Mexico State	2005
58	Shanle, Scott (LB) — Nebraska	2006-12
42	Sharper, Darren (S) — William & Mary	2009-10
30	Shaw, Bob (WR) — Winston-Salem State	1970
76	Shaw, Rickie (T) — North Carolina	1993
89	Shepard, Derrick (WR) — Oklahoma	1989
67	Shinners, John (G) — Xavier (Ohio)	1969-71
88	Shockey, Jeremy (TE) — Miami (Fla.)	2008-10
5	Shuler, Heath (QB) — Tennessee	1997-98
28	Shy, Don (RB) — San Diego State	1969
71	Siglar, Ricky (T) — San Jose State	1997-98
51	Simmons, Brian (LB) — North Carolina	2007
53	Simmons, Dave (LB) — Georgia Tech	1967
25	Simmons, Jerry (WR) — Bethune-Cookman	1967
96	Simmons, Michael (DE) — Mississippi State	1989-90
53	Simoneau, Mark (LB) — Kansas State	2006-08
54	Simonini, Ed (LB) — Texas A&M	1982
79	Slaughter, Chuck (T) — South Carolina	1982
53	Slaughter, T.J. (LB) — Southern Mississippi	2005
88,48	Sloan, David (TE) — New Mexico	2002-03
81,84	Slutzker, Scott (TE) — Iowa	1998-99
83	Small, Torrance (WR) — Alcorn State	1992-96
99	Smeenge, Joel (DE/LB) — Western Michigan	1990-94
32	Smith, Antowain (RB) — Houston	2005
91	Smith, Brady (DE) — Colorado State	1996-99
30	Smith, Cedric (FB) — Florida	1991
54	Smith, Darrin (LB) — Miami (Fla.)	2000-04
24	Smith, Dwight (S) — Akron	2005
82	Smith, Irv (TE) — Notre Dame	1993-97
90	Smith, Kenny (DT) — Alabama	2001-04
36,26	Smith, Lamar (RB) — Houston	1998-99,2003
66	Smith, Royce (G) — Georgia	1972-73
99	Smith, Shaun (DT) — South Carolina	2004
44	Smith, Terrelle (FB) — Arizona State	2000-03
52	Smith, Vinson (LB) — East Carolina	1998-99
91	Smith, Will (DE) — Ohio State	2004-
33	Sobomehin, Olaniyi (FB) — Portland State	2008
11	South, Ronnie Lee (QB) — Arkansas	1968
33	Spears, Ernest (S) — Southern California	1990
37	Spencer, Jimmy (CB) — Florida	1992-95
29	Spencer, Maurice (CB) — North Carolina Central	1974-76,78
96	Spicer, Paul (DE) — Saginaw Valley State	2009
47	Spivey, Mike (CB) — Colorado	1980-81
43	Sproles, Darren (RB) — Kansas State	2011-
16	Stabler, Ken (QB) — Alabama	1982-84
89	Stachelski, Dave (TE) — Boise State	2000-01
83	Stallworth, Donté (WR) — Tennessee	2002-05
90	Stanley, Israel (DE) — Arizona State	1995
72	Stanley, Montavious (DT) — Louisville	2008
32	Stauch, Scott (RB) — UCLA	1981
27	Stecker, Aaron (RB) — Western Illinios	2004-08
27	Stemrick, Greg (CB) — Colorado State	1983
22	Stevens, Howard (RB) — Louisville	1973-74
26	Stewart, Jimmy (S) — Tulsa	1977
87	Stickles, Monty (TE) — Notre Dame	1968
68	Stieve, Terry (G) — Wisconsin	1976-77
78	Stinchcomb, Jon (T) — Georgia	2003-04, 06-10
55	Stincic, Tom (LB) — Michigan	1972
71	Stokes, Fred (DE) — Georgia Southern	1996
52	Stonebreaker, Mike (LB) — Notre Dame	1994
37	Stonebreaker, Steve (LB) — Detroit	1967-68
23	Stoutmire, Omar (S) — Fresno State	2006
49	Stowers, Tommie (TE) — Missouri	1992-93
33	Strachan, Mike (RB) — Iowa State	1975-80
58	Strand, Eli (G) — Iowa State	1967
64	Strief, Zach (T) — Northwestern	2006-
22	Strong, Jim (RB) — Houston	1971-72
41	Strong, William (CB) — North Carolina State	1995-96
73	Sturm, Jerry (T/C) — Illinois	1967-70
68	Sturt, Fred (G) — Bowling Green	1978-81
97	Sullivan, Johnathan (DT) — Georgia	2003-05
60	Sutherland, Doug (G) — Wisconsin-Superior	1970
20	Sutton, Jon (CB) — New Mexico	1987
29	Sutton, Reggie (CB) — Miami (Fla.)	1987-88
14	Sweetan, Karl (QB) — Wake Forest	1968
56	Swilling, Pat (LB) — Georgia Tech	1986-92
79	Swinney, Clovis (DT) — Arkansas State	1970
69	Swoopes, Pat (DT) — Mississippi State	1987,89
15	Szaro, Rich (K) — Harvard	1975-78
88	Szymakowski, Dave (WR) — West Texas A&M	1968

T

72	Talbert, Don (T) — Texas	1969-70
22	Taylor, Derrick (S) — North Carolina State	1987
71	Taylor, James (T) — Missouri	1978-81
31	Taylor, Jim (RB) — Louisiana State	1967
29	Taylor, Keith (S) — Illinois	1992-93
77	Taylor, Mike (T) — Southern California	1969-70
65	Tennant,Matt (C/G) —Boston College	2010-11
78	Terrell, Daryl (T) — Southern Mississippi	1999-2001
50	Terry, Corey (LB) — Tennessee	2000
86	Thaxton, James (TE) — Tennessee State	1976-77
28	Thomas, Anthony (RB) — Michigan	2005
23	Thomas, Charlie (KR) — Tennessee State	1975
85	Thomas, Curtland (WR) — Missouri	1987
85	Thomas, David (TE) — Texas	2009-12
22	Thomas, Fred (CB) — Tennessee-Martin	2000-07
79	Thomas, Henry (G) — Texas State	1987
99	Thomas, Hollis (DT) — Northern Illinois	2006-08
89	Thomas, Joe (WR) — Mississippi Valley State	1987
33	Thomas, Joey (CB) — Montana State	2005
14	Thomas, Levon (WR) — Georgia Tech	2005
23	Thomas, Pierre (RB) — Illinois	2007-
17	Thomas, Speedy (WR) — Utah	1973-74
89	Thompson, Aundra (WR) — Texas A&M-Commerce	1981-82
37	Thompson, Bennie (S) — Grambling	1989-91
27	Thompson, Bobby (S) — Arizona	1969
65	Thompson, Dave (T) — Clemson	1974-75
96	Thorp, Don (DT) — Illinois	1984
33	Thurman, Junior (DB) — Southern California	1987
82	Tice, John (TE) — Maryland	1983-92
74	Tilleman, Mike (DT) — Montana	1967-70
71	Tillman, Faddie (DT) — Boise State	1972
11,14	Todd, Richard (QB) — Alabama	1984-85
54	Toles, Alvin (LB) — Tennessee	1985-88
11	Tolliver, Billy Joe (QB) — Texas Tech	1998-2000
90	Tomich, Jared (DE) — Nebraska	1997-2000
24	Torrence, Leigh (CB) — Stanford	2008-11
32	Toussaint, Darrell (DB) — Northwestern State	1987
71	Townes, Willie (DE) — Tulsa	1970
65	Trapilo, Steve (G) — Boston College	1987-90,92
54	Tubbs, Winfred (LB) — Texas	1994-97
58	Tuipala, Joe (LB) — San Diego State	1999
26	Tullis, Willie (CB) — Troy State	1985-86
68	Turley, Kyle (G/T) — San Diego State	1998-2002
97	Turnbull, Renaldo (DE/LB) — West Virginia	1990-96
88	Turner, Floyd (WR) — Northwestern State	1989-93
86	Twyner, Gunnard (WR) — Western Illinois	1997
42	Tyler, Toussaint (RB) — Washington	1981-82

U

62	Uhlenhake, Jeff (C) — Ohio State	1994-95

V

35	Van Wagner, Jim (FB) — Michigan Tech	1978
52	Vanderbundt, Skip (LB) — Oregon State	1978
38	Vandersea, Phil (LB) — Massachusetts	1967
79	Verdon, Jimmy (DE) — Arizona State	2005
66	Verstegen, Mike (G) — Wisconsin	1995-97
51	Vilma, Jonathan (LB) — Miami (Fla.)	2008-

W

70	Wagner, Terrence (C) — Sacramento State	2003
87	Wainright, Frank (TE) — Northern Colorado	1991-93
83	Walker, Dwight (WR) — Nicholls State	1987
78	Walker, Jeff (G) — Memphis	1988-89
80	Walker, Mike (DE) — Tulane	1971
75	Walker, Tyrunn (DT) — Tulsa	2012-
85	Walls, Wesley (TE) — Mississippi	1994-95
4	Walsh, Steve (QB) — Miami (Fla.)	1990-93
21	Ward, Carl (S) — Michigan	1969
72	Ward, Chris (T) — Ohio State	1984

ALL-TIME ROSTER

58 Ward, Phillip (LB) — UCLA 2000
98 Warner, Ron (LB) — Kansas 1998
73 Warren, Frank (DE) — Auburn 1981-89,91-94
55 Washington, Dave (LB) — Alcorn State 1980
26 Washington, Mickey (CB) — Texas A&M 1997
59 Waters, Anthony (LB) — Clemson 2009-10
88 Waters, Mike (TE) — San Diego State 1987
55 Watson, Courtney (LB) — Notre Dame 2004-05
67 Watson, John (T) — Oklahoma 1977-79
61 Watson, Mike (T) — Miami (Ohio) 1977
49 Wattelet, Frank (S) — Kansas State 1981-87
44 Waymer, Dave (DB) — Notre Dame 1980-89
42,24 Weary, Fred (CB) — Florida 1998-2001
7 Weatherford, Steve (P) — Illinois 2006-08
85 Weatherspoon, Cephus (WR) — Fort Lewis College 1972
56 Weissenhofer, Ron (LB) — Notre Dame 1987
42 Welch, Claxton (RB) — Oregon 1970
54 Wendryhoski, Joe (C) — Illinois 1967-68
60 Westbrooks, Greg (LB) — Colorado 1975-77
84 Wheatley, Austin (TE) — Iowa 2000
39 Wheelwright, Ernie (RB) — Southern Illinois 1967-70
86 Whitaker, Creston (WR) — North Texas 1972
24 White, Corey (CB) — Samford 2012-
79 White, Mitch (T) — Oregon State 2001
98 Whitehead, Willie (DE/DT) — Auburn 1999-2006
23 Whitsell, Dave (CB) — Indiana 1967-69
59 Whittingham, Fred (LB) — Cal Poly-San Luis Obispo 1967-68
23 Whittle, Ricky (RB) — Oregon 1996
66 Wickert, Tom (G) — Washington State 1975-76
49 Wicks, Bob (WR) — Utah State 1974
47 Wilcox, Josh (TE) — Oregon 1998-99
99 Wilkerson, Jimmy (DL) — Oklahoma 2010
94 Wilks, Jim (DE/DT) — San Diego State 1981-93
82 Williams, Boo (TE) — Arkansas 2001-04
51 Williams, Brian (LB) — Southern California 2001
88 Williams, Brooks (TE) — North Carolina 1978-81
61 Williams, Del (G) — Florida State 1967-73
90 Williams, James (LB) — Mississippi State 1990-94
24 Williams, Joe (RB) — Wyoming 1972
45 Williams, John (FB) — Wisconsin 1986
66 Williams, Larry (G) — Notre Dame 1991
96 Williams, Melvin (DE) — Kansas State 2003-04
69 Williams, Ralph (G) — Southern 1985-86
86 Williams, Richard (WR) — Abilene Christian 1974
34 Williams, Ricky (RB) — Texas 1999-2001
21 Williams, Robert (CB) — North Carolina 1999
63 Williams, Wally (G) — Florida A&M 1999-2002
65 Williams, Willie (T) — Louisiana State 1994
63 Willis, Donald (G) — North Carolina A&T 1995-97
89 Willis, Len (WR) — Ohio State 1977
67 Willis, Ray (T) – Florida State 2011
4 Wilmsmeyer, Klaus (P) — Louisville 1995-96
18 Wilson, Dave (QB) — Illinois 1981,83-89
95 Wilson, Martez (LB/DE) – Illinois 2011-
42,24 Wilson, Jerry (CB) — Southern 2001-02
42 Wilson, Ray (S) — New Mexico 1994
80 Wilson, Robert (WR) — Florida A&M 2000-01
45 Wilson, Tim (FB) — Maryland 1983-84
79,92 Wilson, Troy (DE) — Pittsburg State 1998-99
18 Wilson, Wade (QB) — Texas A&M-Commerce 1993-94
30 Wilson, Wayne (FB) — Shepherd 1979-86
71 Winans, Jeff (DT) — Southern California 1976
80 Winslow, Doug (WR) — Drake 1973
9 Winslow, George (P) — Villanova 1989
92 Winston, DeMond (LB) — Vanderbilt 1990,92-94
56 Winston, Dennis (LB) — Arkansas 1982-85
68 Winther, Wimpy (C) — Mississippi 1972
24 Woerner, Scott (DB) — Georgia 1987
19 Wood, Gary (QB) — Cornell 1967
73 Wood, John (DE) — Louisiana State 1973
95 Woodard, Cedric (DT) — Texas 2005
65 Woods, Robert (T) — Tennessee State 1977-80
47 Woodson, Marv (S) — Indiana 1969
34 Word, Barry (RB) — Virginia 1987-88
7 Wuerffel, Danny (QB) — Florida 1997-99
23 Wyatt, Doug (S) — Tulsa 1970-72
43, 35 Wynn, DeShawn (RB) — Florida 2010
98 Wynn, Renaldo (DT/DE) — Notre Dame 2007

Y

1 Yepremian, Garo (K) — None 1979
65 Young, Bob (G) — Howard Payne 1981
66 Young, Brian (DT) — UTEP 2004-08
93 Young, Kevin (DE) — Utah State 1987
89 Young, Tyrone (WR) — Florida 1983-84
38,28 Young, Usama (CB/S) — Kent State 2007-10
20 Youngblood, George (S) — Los Angeles State 1967-68

Z

79 Zanders, Emanuel (G) — Jackson State 1974-80
34 Zellars, Ray (FB) — Notre Dame 1995-98



ALL-TIME NUMERICAL ROSTER

0
Obert Logan (S).....1967

00
Ken Burrough (WR).....1970

1
Gary Yepremian (K).....1979
Benny Ricardo (K).....1980-81
Martin Gramatica (K).....2007-08

2
Chip Lohmiller (K).....1995
Aaron Brooks (QB).....2000-05
Olindo Mare (K).....2007
John Kasay (K).....2011

3
Skip Butler (K).....1971
John Leypoldt (K).....1978
Bobby Hebert (QB).....1985-89,91-92
Mark Royals (P).....1997-98
John Carney (K).....2001-06, 09-10
Tyler Palko (QB).....2007
Joey Harrington (QB).....2008

4
Mike Cofer (K).....1987
SteveWalsh (QB).....1990-93
Klaus Wilmsmeyer (P).....1995-96
Toby Gowin (P).....2000-02
Todd Bouman (QB).....2003-05
Billy Cundiff (K).....2006
Glenn Pakulak (P).....2008
Sean Canfield (QB).....2010-11

5
Florian Kempf (K).....1987
Heath Shuler (QB).....1997-98
Adrian McPherson (QB).....2005
Taylor Mehlhaff (K).....2008
Garrett Hartley (K).....2008-

6
Tommy Barnhardt (P).....1987, 89-94, 99
Dirk Johnson (P).....2002
Thomas Morstead (P).....2009-

7
Toni Linhart (K).....1972
Guy Benjamin (QB).....1980
Morten Andersen (K).....1982-94
Danny Wuerffel (QB).....1997-99
Steve Weatherford (P).....2006-08
Ben Graham (P).....2008

8
Archie Manning (QB).....1971-75,77-82

9
Happy Feller (K).....1972-73
George Winslow (P).....1989
Tommy Kramer (QB).....1990
Jake Delhomme (QB).....1998-99
Drew Brees (QB).....2006-

10
Charlie Durkee (K).....1967-68,71-72
Julian Fagan (P).....1970-72
Steve O'Neal (P).....1973
Bobby Douglass (QB).....1976-77
Tom Jurich (K).....1978
Steve Mike-Mayer (K).....1978
Brian Hansen (P).....1984-88
Tommy Barnhardt (P).....1987,89-94
Cary Blanchard (K).....1992
Doug Brien (K).....1995-2000
Jamie Martin (QB).....2006-07
Skyler Green (WR).....2008
Chase Daniel (QB).....2009-12

11
Ronnie South (QB).....1968
Jim Ninowski (QB).....1969
Bivian Lee (CB).....1971-75
Ed Burns (QB).....1978-80
Richard Todd (QB).....1984
John Fourcade (QB).....1987-90
Billy Joe Tolliver (QB).....1998-2000
Jason Fife (QB).....2006
Mark Brunell (QB).....2008-09

12
Tom McNeill (P).....1967-69
Bobby Scott (QB).....1973-82
Babe Laufenberg (QB).....1986
Kevin Ingram (QB).....1987
Billy Joe Hobert (QB).....1997-99
Jake Delhomme (QB).....2000-02
Marques Colston (WR).....2006-

13
Larry Cipa (QB).....1974-75
McCleskey, J.J. (WR/S).....1993
Doug Nussmeier (QB).....1994-97
Kerry Collins (QB).....1998
Rod Harper (WR).....2009
Joseph Morgan (WR).....2012-

14
Karl Sweetan (QB).....1968
Edd Hargett (QB).....1969-72
Russell Erxleben (K/P).....1979-83
Richard Todd (QB).....1985
Tim Riordan (QB).....1987
Tom Hodson (QB).....1995-96
J.T. O'Sullivan (QB).....2002-04
Levon Thomas (WR).....2005

15
Gary Cuozzo (QB).....1967
Charlie Durkee (K).....1967-68,71-72
Bob Davis (QB).....1973
Donnie Gibbs (P).....1974
Rich Szaro (K).....1975-78
Toni Fritsch (K).....1982
Courtney Roby (WR).....2008-

16
Bo Burris (S).....1967-69
Steve Ramsey (QB).....1970
Ken Stabler (QB).....1982-84
Tom Blanchard (P).....1974-78
Mike Buck (QB).....1990-93
Lance Moore (WR).....2005-

17
Billy Kilmer (QB).....1967-70
Rick Partridge (P).....1979
Speedy Thomas(WR).....1973-74
Jim Everett (QB).....1994-96
Mitch Berger (P).....2003-05
Robert Meachem (WR).....2007-11
Greg Camarillo (WR).....2012

18
Hugo Hollas (S).....1970-72
Dave Wilson (QB).....1981,83-89
Wade Wilson (QB).....1993-94
Terry Guess (WR).....1996
Jeff Blake (QB).....2000-01
Phil McGeoghan (WR).....2003
Terrance Copper (WR).....2006-08
Saalim Hakim (WR).....2012-

19
Gary Wood (QB).....1967
Tom Dempsey (K).....1969-70
Bill McClard (K).....1973-75
Guido Merkens (QB/WR/DB).....1980-85
Brett Bech (WR).....1996
Alonzo Johnson (WR).....1998
Charlie Jones (WR).....2000
Devery Henderson (WR).....2004-12

20
George Youngblood (S).....1967-68
Delles Howell (CB).....1970-72
John Wood (DE).....1973
Eric Felton (CB).....1978-80
Russell Gary (S).....1981-86
John Sutton (CB).....1987
Othello Henderson (S).....1993-94
Derek Brown (RB).....1995-96
Earl Little (CB).....1998
Terry Allen (RB).....2000
Jay Bellamy (S).....2001-07
Randall Gay (CB).....2008-10
Joique Bell (RB).....2011
A.J. Davis (CB).....2012-

21
John Douglas (CB).....1967-68
Carl Ward (S).....1969
Joe Scarpati (DB).....1970
Reynaud Moore (CB).....1971
Nate Ramsey (S).....1973
Ken Reaves (CB).....1974
Greg Boyd (S).....1974
David Gray (DB).....1979
John Krimm (S).....1982
Earl Johnson (CB).....1985
Dalton Hilliard (RB).....1987-93
Derek Brown (RB).....1993-94
Eric Allen (CB).....1995-97
Earl Little (CB).....1999
Robert Williams (CB).....1999
Steve Israel (CB).....2001
Dale Carter (CB).....2002-03
Jason Craft (CB).....2004-08
Terrence Holt (S).....2008
Mike Bell (RB).....2009
Julius Jones (RB).....2010
Patrick Robinson (CB).....2011-

22
Charlie Brown (RB).....1967-68
Gary Lewis (RB).....1970
Elijah Pitts (RB).....1970
D'Artagnan Martin (CB).....1971
Howard Stevens (RB).....1973-74
Benny Johnson (CB).....1976
Ricky Ray (CB).....1979-80
Tyrone Anthony (RB).....1984-85
Van Jakes (CB).....1986-88
Derrick Taylor (S).....1987
Michael Mayes (CB).....1989
Gill Fenerty (RB).....1990-91
Brad Muster (FB).....1993-94
Lorenzo Neal (FB).....1995-96
Tyronne Drakeford (CB).....1998-99
Fred Thomas (CB).....2000-07
Tracy Porter (CB).....2008-11

23
Dave Whitsell (CB).....1967-69
Doug Wyatt (S).....1970-72
Joe Profit (RB).....1973
Charlie Thomas (KR).....1975
Craig Cassady (DB).....1977
James Marshall (DB).....1980
Buford Jordan (FB).....1986-92
Lorenzo Neal (FB).....1993-94
Ricky Whittle (RB).....1996
Chris Hewitt (S).....1997-99
Kevin Mathis (CB).....2000-01
Victor Green (S).....2003
Fred Booker (CB).....2005
Omar Stoutmire (S).....2006
Pierre Thomas (RB).....2007-

24
Elijah Nevett (CB).....1967-70
Margene Adkins (WR).....1972
Joe Williams (RB).....1972
Johnny Fuller (S).....1973-75

ALL-TIME NUMERICAL ROSTER

Clarence Chapman (CB) 1976-80
Marvin Lewis (RB) 1982
Terry Hoage (DB) 1984-85
Scott Woerner (DB) 1987
Milton Mack (CB) 1987-91
Derek Brown (RB) 1993
Mario Bates (RB) 1994-97
Rob Kelly (S) 1998
Fred Weary (CB) 1999-2001
Monty Montgomery (S) 2004
Dwight Smith (S) 2005
Bryan Scott (S) 2006
Chris Barclay (RB) 2007
Leigh Torrence (CB) 2008-11
Corey White (CB) 2012-

25

Jerry Simmons (WR) 1967
Al Dodd (WR) 1969-71
Jerry Moore (S) 1973-74
Leon McQuay (RB) 1976
Wade Bosarge (DB) 1977
Johnnie Poe (CB) 1981-87
Fred McAfee (RB) 1991-93, 2001-05
Alex Molden (CB) 1996-2000
Reggie Bush (RB) 2006-10
Rafael Bush (S) 2012-

26

Jimmy Heidel (S) 1967
Joe Don Looney (RB) 1969
Richard Harvey, Sr. (DB) 1971
Steve Rogers (RB) 1975
Jimmy Stewart (S) 1977
Jitter Fields (PR) 1984
Willie Tullis (CB) 1985-86
Stacey Dawsey (WR) 1987
Vince Buck (DB) 1990-95
Mickey Washington (CB) 1997
Lamar Smith (RB) 1999
Corey Harris (CB) 2000
Fred McAfee (RB) 2000
Deuce McAllister (RB) 2001-09

27

Walt Roberts (WR) 1967
Bobby Thompson (S) 1969
Rod McNeill (RB) 1974-75
Ray Brown (S) 1978-80
Greg Stemrick (CB) 1983
Antonio Gibson (S) 1986-89,92
Reginald Jones (CB) 1991-94
Selwyn Jones (CB) 1994
Vashone Adams (S) 1997
Rob Kelly (S) 2000
Ken Irvin (CB) 2002
James Fenderson (RB) 2002-03
Aaron Stecker (RB) 2004-08
Malcolm Jenkins (CB/S) 2009-

28

Ross Fichtner (S) 1968
Don Shy (RB) 1969
James Ford (RB) 1971-72
Alvin Maxson (RB) 1974-76
Bill Hurley (DB) 1982-83
Greg Harding (DB) 1984
Gene Atkins (S) 1987-93
Derrick Hoskins (S) 1996
Troy Davis (RB) 1997-99
Chris Oldham (S) 2000-01
Curtis Keaton (RB) 2002
Deveron Harper (DB) 2003-04
Sideeq Shabazz (S) 2005
Anthony Thomas (RB) 2005
DeJuan Groce (CB) 2006
Usama Young (CB/S) 2008-10
Mark Ingram (RB) 2011-12

29

Ray Ogden (WR) 1967
Gene Howard (CB) 1968-70
Billie Hayes (CB) 1972
Maurice Spencer (CB) 1974-76,78
Rodney Lewis (CB) 1982-84
Reggie Sutton (CB) 1987-88
Undra Johnson (RB) 1989
Vencie Glenn (S) 1991
Keith Taylor (S) 1992-93
Vinnie Clark (CB) 1994
Mark McMillian CB) 1996
Sammy Knight (S) 1997-2002
Keyuo Craver (CB) 2003
Josh Bullocks (S) 2005-08
Chris McAlister (CB) 2009
Marcus McCauley (CB) 2009
Herana-Daze Jones (S) 2009
Chris Ivory (RB) 2010-12

30

Les Kelley (RB) 1967-69
Bob Shaw (WR) 1970
Bill Harris (RB) 1971
Ernie Jackson (CB) 1972-77
Wayne Wilson (FB) 1979-86
Vincent Alexander (FB) 1987
Cedric Smith (FB) 1991
Anthony Newman (S) 1995-97
Je'Rod Cherry (DB) 1998-99
Chad Morton (RB) 2000
Fred McAfee (RB) 2006
Lynell Hamilton (RB) 2008-09

31

Jim Taylor (RB) 1967
Richard Newsome (S) 2001
Aaron Glenn (CB) 2008
Pierson Prioleau (S) 2009-10
Jerome Murphy (CB) 2012

32

Tom Barrington (RB) 1967-70
Lincoln Minor (RB) 1973
Jim DeRatt (DB) 1975
Kim Jones (FB) 1976-79
Scott Stauch (RB) 1981
Vernon Perry (S) 1983
Darrell Toussaint (DB) 1987
Paul Frazier (RB) 1989
Mark Lee (CB) 1991
Vaughn Dunbar (RB) 1992,94-95
Earnest Hunter (RB) 1996
Aaron Craver (RB) 1998-99
Jerald Moore (RB) 2000
Ki-Jana Carter (RB) 2003-04
Antowain Smith (RB) 2005
Jabari Greer (CB) 2009
Johnny Patrick (CB) 2011-12

33

Randy Schultz (RB) 1967-68
Steve Preece (DB) 1969
Mike Strachan (RB) 1975-80
Kevin Gray (DB) 1982
Junior Thurman (DB) 1987
Ernest Spears (S) 1990
Tyrone Hughes (CB) 1993-96
Rob Kelly (S) 1997
Wilmont Perry (RB) 1998-99
Moran Norris (FB) 2001-02
Ashley Ambrose (CB) 2003-04
Jesse Chatman (RB) 2005
Joey Thomas (CB) 2005
Keith Joseph (RB) 2006
Olaniyi Sobomehin (FB) 2008
Jabari Greer (CB) 2010-

34

Tony Lorick (RB) 1968-69
Carlos Bell (TE) 1971
Jess Phillips (RB) 1973-74
Tony Galbreath (RB) 1976-80
Bobby Johnson (DB) 1983-84,86
Jeff Rodenberger (FB) 1987
Barry Word (RB) 1987-88
Craig Heyward (RB) 1989-92
Ray Zellars (FB) 1995-98
Ricky Williams (RB) 1999-2001
Tebucky Jones (S) 2003-04
Mike McKenzie (CB) 2005-09
Patrick Robinson (CB) 2010

35

Ted Davis (LB) 1967-69
Jim Otis (RB) 1970
Bob Gresham (RB) 1971-72
Henry Matthews (RB) 1973
Jim Van Wagner (FB) 1978
Earl Campbell (RB) 1984-85
Bobby Morse (FB) 1989-91
Shane Pahukoa (S) 1995
Reggie Howard (CB) 2000
Chris Canty (CB) 2000
Fakhir Brown (CB) 2002-05
Jamaal Branch (RB) 2006-07
David Pittman (CB) 2008
Michael Lehan (CB) 2008
DeShawn Wynn (RB) 2010
Korey Hall (FB) 2011

36

Don McCall (RB) 1967-68,70
Dick Davis (RB) 1970
Vic Nyval (RB) 1970
Don Burchfield (TE) 1971
Bob Brown (TE) 1972-73
Andrew Jones (RB) 1975-76
Greg Boykin (RB) 1977
Rueben Mayes (RB) 1986-88,90
Stanford Jennings (RB) 1991
Derrick Ned (FB) 1993-95
Lamar Smith (RB) 1998, 2003
Corey Harris (CB) 1999
Michael Hawthorne (CB) 2000-02
Cory McIntyre (RB) 2006
Darian Barnes (FB) 2008
Kyle Eckel (FB) 2009
Marcus Mailei (FB) 2009

37

Steve Stonebreaker (LB) 1967-68
Tommy Myers (S) 1972-81
Mel Gray (RB) 1986-88
Bennie Thompson (S) 1989-91
Jimmy Spencer (CB) 1992-95
Je'Rod Cherry (S) 1996-97
Chad Cota (S) 1998
Dino Philyaw (RB) 1999
Todd Franz (S) 2000
Steve Gleason (S) 2000-06
Matt Giordano (S) 2010
Jerico Nelson (S) 2012-

38

Phil Vandersea (LB) 1967
Tony Baker (RB) 1968-71
Bill Butler (RB) 1972-74
George Rogers (HB) 1981-84
Calvin Nicholson (CB) 1989,91
Donovan Greer (CB) 1997
Usama Young (CB) 2007
Greg Fassitt (CB) 2009

39

Ernie Wheelwright (RB) 1967-70
Odell Lawson (RB) 1973-74
Morris LaGrand (RB) 1975
Brett Maxie (S) 1985-93
Carl Lee (DB) 1994
John Covington (S) 1995
Darren Perry (S) 2000
Curtis Deloatch (CB) 2006
Chris Reis (S) 2007-10
Travaris Cadet (RB) 2012-

40

Earl Gros (RB) 1970
Hoyle Granger (RB) 1971
Terry Schmidt (CB) 1974-75
Jim Marsalis (S) 1977
Greg Knafelc (TE) 1983
Dalton Hilliard (RB) 1986
Michael Adams (DB) 1987-88
Robert Massey (CB) 1989-90
Wes Bender (FB) 1997
Marvin Powell (FB) 1999

ALL-TIME NUMERICAL ROSTER

Brian Milne (FB).....2000
Mel Mitchell (S).....2002, 04-05
Mike Bell (RB).....2008
Jonathon Amaya (S).....2011

41

John Gilliam (WR).....1967-68,77
Bob Newland (WR).....1971-74
Jimmy Rogers (RB).....1980-84
Toi Cook (CB).....1987-93
William Strong (CB).....1995-96
Tim Carter (CB).....2001
Roman Harper (S).....2006-

42

John Gilliam (WR).....1967-68,1977
Claxton Welch (RB).....1970
Jim Strong (RB).....1971-72
Joel Parker (WR).....1974-75
Chuck Muncie (RB).....1976-80
Toussaint Tyler (RB).....1981-82
Dana McLemore (DB).....1986
Ray Wilson (S).....1994
Fred Weary (CB).....1998
Willie Clay (S).....1999
Jerry Wilson (CB).....2001-02
Jason David (CB).....2007-08
Darren Sharper (S).....2009-10
Isa Abdul Quddus (S).....2011-

43

Dicky Lyons (S).....1970
Dave Kopay (LB).....1971
Larry Collins (RB).....1980
Bobby Fowler (FB).....1984-85
Garland Jean Batiste (FB).....1987
Kim Phillips (CB).....1989
Tyrone Legette (CB).....1992-95
Ashley Ambrose (CB).....1999
Keyuo Craver (CB).....2002-03
Mike McKenzie (CB).....2004
Kevin Kaesviharn (S).....2007-08
DeShawn Wynn (RB).....2010
Darren Sproles (RB).....2011-

44

George Rose (CB).....1967
Olie Cordill (P).....1969
Mike Fink (CB).....1973
Chris Farasopolos (S).....1974
Chuck Crist (S).....1975-77
Dave Waymer (DB).....1980-89
J.J. McCleskey (WR/S).....1994-96
Fred McCrary (FB).....1997
Rob Kelly (S).....1999
Terrelle Smith (FB).....2000-03
Mike Karney (FB).....2004-08
Heath Evans (FB).....2009-10
Elbert Mack (CB).....2012

45

Jimmy Jordan (RB).....1967
Elbert Kimbrough (S).....1968
Arthur Green (RB).....1972
Pete Athas (S).....1976
Jack Holmes (RB).....1978-82
Time Wilson (FB).....1983-84
John Williams (FB).....1986
Nate Johnson (RB).....1987
Craig Heyward (RB).....1988
Stan Petry (CB).....1991
Israel Byrd (CB).....1993-95
Jed Collins (FB).....2011-

46

Danny Abramowicz (WR).....1967-73
Jim Kearney (S).....1976
Hokie Gajan (FB).....1982-85
Sean Lumpkin (S).....1992-96
Kendall Gammon (LS).....1998
Ladell Betts (RB).....2010

47

Bruce Cortez (CB).....1967
Marv Woodson (S).....1969
Bill Dusenbery (RB).....1970
Virgil Robinson (RB).....1971-72
Jack DeGrenier (RB).....1974
Mike Spivey (CB).....1980-81
Cliff Austin (RB).....1983
David Rackley (DB).....1985
Dwight Beverly (RB).....1987
Cedric Mack (CB).....1992-93
Travis Davis (S).....1995
Greg Jackson (S).....1996
Josh Wilcox (TE).....1998-99
Kevin Houser (LS).....2000-08
Jake Ingram (LS).....2010
Justin Drescher (LS).....2010-

48

Andy Livingston (RB).....1969-70
Don Schwartz (S).....1978-80
James Fenderson (RB).....2002
David Sloan (TE).....2003
Vonta Leach (FB).....2006

49

Major Hazelton (DB).....1970
Bob Wicks (WR).....1974
Ralph McGill (S).....1978-79
Artie Owens (WR).....1980
Frank Wattelet (S).....1981-87
Tommie Stowers (TE).....1992-93
K.C. Asioudu (LB).....2010

50

Jake Kupp (G).....1967-75
Ken Bordelon (LB).....1976-77,79-82
Jack Del Rio (LB).....1985-86
Philip James (C).....1987
John Johnson (LB).....1995
Ink Aleaga (LB).....1997
Kevin Mitchell (LB).....1998-99
Corey Terry (LB).....2000
Phil Clarke (LB).....2001
James Allen (LB).....2002-05
Marvin Mitchell (LB).....2007-10
Olin Kreutz (C).....2011
Curtis Lofton (LB).....2012-

51

Jim Fraser (P).....1968
Bill Saul (LB).....1969
John Didion (LB/C).....1971-74
Sylvester Croom (C).....1975
Rusty Chambers (LB).....1975-76
Warren Capone (LB).....1976
Ron Crosby (LB).....1978
Stan Holloway (LB).....1980
Whitney Paul (LB).....1982-85
Sam Mills (LB).....1986-94
Larry McCoy (LB).....1987
Ron Childs (LB).....1995
Derrick Barnes (LB).....1997
Phil Clarke (LB).....1999-2000
Brian Williams (LB).....2001
Bryan Cox (LB).....2002
Terrence Melton (LB).....2004-06
Brian Simmons (LB).....2007
Jonathan Vilma (LB).....2008-

52

Frank Emanuel (LB).....1970
Harry Jacobs (LB).....1970
John Huard (LB).....1971
Dick Palmer (LB).....1972-73
Mike Lemon (LB).....1975
Skip Vanderbundt (LB).....1978
Jim Kovach (LB).....1979-85
Brian Forde (LB).....1988-91
Mike Stonebreaker (LB).....1994
Richard Harvey, Jr. (LB).....1995-97
Vinson Smith (LB).....1998-99
Sedrick Hodge (LB).....2001-05
Jeff Faine (C).....2006-07
Jonathan Casillas (LB).....2009, 11-12

53

Dave Simmons (LB).....1967
Dick Absher (LB).....1969-71
Billy Hobbs (LB).....1972
Rick Kingrea (LB).....1973-77
Tommy Hart (DE).....1980
Sammy Green (LB).....1980
Scott Pelluer (LB).....1981-85
Vaughan Johnson (LB).....1986-93
Keith Fourcade (LB).....1987
Don Davis (LB).....1996-98
Donta Jones (LB).....2000
Roger Knight (LB).....2001-04
T.J. Slaughter (LB).....2005
Mark Simoneau (LB).....2006-08
Stanley Arnoux (LB).....2010
Ramon Humber (LB).....2011-

54

Joe Wendryhoski (C).....1967-68
Tom Roussel (LB).....1971-72
Dale Lindsey (LB).....1973
Rick Middleton (LB).....1974-75
Pat Hughes (LB).....1977-79
Paul Ryczek (C).....1981
Ed Simonini (LB).....1982
Alvin Toles (LB).....1985-88
Bill Roe (LB).....1987
Winfred Tubbs (LB).....1994-97
Ink Aleaga (LB).....1998-99
Darrin Smith (LB).....2000-04
Danny Clark (LB).....2006
Troy Evans (LB).....2007-09
Ramon Humber (LB).....2010
Will Herring (LB).....2011-

55

Jackie Burkett (LB).....1967-70
Jim Flanigan (LB).....1971
Tom Stincic (LB).....1972
Bob Creech (LB).....1973
Don Coleman (LB).....1974-75
Floyd Rice (LB).....1978
Dave Washington (LB).....1980
Rob Nairne (LB).....1981-83
Joe Kohlbrand (LB).....1985-89
Joe DeForest (LB).....1987
Scott Ross (LB).....1991
Reggie Freeman (LB).....1993
Mark Fields (LB).....1995-2000
DeShone Myles (LB).....2001
Travis Carroll (LB).....2002
Courtney Watson (LB).....2004-05
Scott Fujita (LB).....2006-09
Danny Clark (LB).....2010
Barrett Ruud (LB).....2012

56

Jim Ferguson (LB).....1968
Hap Farber (LB).....1970
Willie Hall (LB).....1972-73
Lee Gross (C).....1975-77
Rusty Rebowe (LB).....1978
Reggie Mathis (LB).....1979-80
Dennis Winston (LB).....1982-85
Pat Swilling (LB).....1986-92
Ron Weissenhofer (LB).....1987
Ernest Dixon (LB).....1994-97
Chris Bordano (LB).....1998-99
Charlie Clemons (LB).....2000-02
Orlando Ruff (LB).....2003-04
Alfred Fincher (LB).....2005-07
Jo-Lonn Dunbar (LB).....2008-11

57

Mike Morgan (LB).....1969-70
Jim Merlo (LB).....1973-74,76-79
Larry Coombs (C).....1980
Rickey Jackson (LB).....1981-93
Curtis Holden (LB).....2001
Colby Bockwoldt (LB).....2004-05
Jason Kyle (LS).....2009-10
David Hawthorne (LB).....2012-

ALL-TIME NUMERICAL ROSTER

58

Eli Strand (G) 1967
Joe Federspiel (LB) 1972-80
Glen Redd (LB) 1981,83-86
Scott Leach (LB) 1987
Darion Conner (LB) 1994
Brian Jones (LB) 1995-96,98
Joe Tuipala (LB) 1999
Phillip Ward (LB) 2000
Jonathan Jackson (LB) 2001
J.R. Johnson (LB) 2002
Cie Grant (LB) 2003-04
Scott Shanle (LB) 2006-12

59

Fred Whittingham (LB) 1967-68
Wayne Colman (LB) 1969-74,76
Chuck Evans (LB) 1980-81
Chris Martin (LB) 1983
James Campen (C/G) 1987-88
Rufus Porter (LB) 1995-96
Keith Mitchell (LB) 1997-2001
J.J. Jones (LB) 2002
Derrick Rodgers (LB) 2003-04
Ronald McKinnon (LB) 2005
Matt McCoy (LB) 2007
Anthony Waters (LB) 2009-10
Nate Bussey (LB) 2011

60

Brian Schweda (DE) 1967-68
Doug Sutherland (G) 1970
Carl Cunningham (LB) 1971
Greg Westbrooks (LB) 1975-77
Don Reese (DE) 1978-80
Steve Korte (C) 1983-90
Derek Kennard (G) 1991-93
Craig Novitsky (C/T) 1994-96
Kendall Gammon (C) 1997
Robert Hunt (G) 1999
Ben Archibald (T) 2005
Tearrius George (DE) 2008
Nick Leckey (C) 2009
Brian de la Puente (C) 2011-

61

Del Williams (G) 1967-73
Mike Watson (T) 1977
Sam Adams (G) 1981
Joel Hilgenberg (C/G) 1984-93
Greg Loberg (G/T) 1987
Ed King (G) 1995-97
Montrae Holland (G) 2003-06

62

Ross Gwinn (G) 1968
John Hill (C) 1975-84
Brad Leggett (C) 1990-91
Jay Hilgenberg (C) 1993
Jeff Uhlenhake (C) 1994-95
Kendall Gammon (C) 1996
Jerry Fontenot (C) 1997-2003

63

Roy Schmidt (G) 1967-68
Norman Davis (G) 1969
Steve Baumgartner (DE) 1973-77
Barry Bennett (DE) 1978-81
Roger Finnie (T) 1979
Brad Edelman (G) 1982-89
Karl Dunbar (DE) 1993
Donald Willis (G) 1995-97
Wally Williams (G/C) 1999-2002
Chad Setterstrom (G) 2004-05

64

Ray Hester (LB) 1971-73
Andy Maurer (G) 1974
Dave Lafary (T) 1977-85
Ted Elliott (DT) 1987
Scott Adams (G) 1994
Robert Newkirk (DE) 1999
Kendyl Jacox (G/C) 2002-05
Zach Strief (T) 2006-

65

Tom Carr (DE) 1968
Remi Prudhomme (G/C) 1971-72
Dave Thompson (T) 1974-75
Robert Woods (T) 1977-80
Bob Young (G) 1981
David Carter (C) 1984-85
Adam Schreiber (G) 1985
Steve Trapilo (G) 1987-90,92
Willie Williams (T) 1994
Chris Naeole (G) 1997-2001
LeCharles Bentley (G/C) 2002-05
Andy Alleman (G) 2007
Matt Tennant (G/C) 2010-11
Ricky Henry (G) 2012-

66

Bill Cody (LB) 1967-70
Royce Smith (G) 1972-73
Rocky Rasley (G) 1974
Tom Wickert (G) 1975-76
David Knowles (T) 1977
Conrad Dobler (G) 1978-79
Louis Oubre (G) 1982-84
Chuck Commiskey (G) 1986-88
Larry Williams (G) 1991
Mike Verstegen (G) 1995-97
Victor Riley (T) 2002
Brian Young (DT) 2004-08
Ben Grubbs (G) 2012-

67

George Harvey (G) 1967
John Shinner (G) 1969-71
Bob Kuziel (C) 1972
Phil LaPorta (T) 1974-75
John Watson (T) 1977-79
Stan Brock (T) 1980-92
Andy McCollum (G) 1994-98
Bubba Miller (C) 2002
Jamar Nesbit (G/T) 2004-09
Ray Willis (T) 2011

68

Richard Neal (DE) 1969-72,1978
Wimpy Winther (C) 1972
Terry Stieve (G) 1976-77
Fred Sturt (G) 1978-81
Pat Saindon (G) 1986
Walter Housman (T/G) 1987
Paul Jetton (G) 1992-93
Alan Kline (T) 1994-95
Kyle Turley (G/T) 1998-2002
Victor Riley (T) 2003-04
Matt Lehr (C/G) 2008
William Robinson (T) 2012

69

Oakley Dalton (DT) 1977
Bill Fifer (G) 1978
Nat Hudsont (G) 1981
Ralph Williams (G) 1985-86
Pat Swoopes (DT) 1987,89
Les Miller (DT) 1991-94
Tom Ackerman (C/G) 1996-2001
P.J. Alexander (T). 2003
McKinley Boykin (DT) 2007
Anthony Hargrove (DL) 2009-10
Eric Olsen (G/C) 2012-

70

Sam Holden (T) 1971
Craig Robinson (T) 1972-73
Dave Hubbard (T) 1977
Mark Meseroll (T) 1978
Jim Rourke (T) 1985
Bill Contz (T) 1986-88
Kevin Haverdink (T) 1989-91
Chris Port (G/T) 1991-95
Uhuru Hamiter (DE) 1998
Marcus Price (T) 2000-01
Jammal Brown (T) 2005-09
William Robinson (T) 2011
Eric Olsen (G) 2011

71

Dick Anderson (T) 1967
Dave McCormick (T) 1967-68
Willie Townes (DE) 1970
Faddie Tillman (DT) 1972
Paul Fersen (T) 1973-74
Kurt Schumacher (G) 1975-77
Jeff Winans (DT) 1976
James Taylor (T) 1978-81
Petey Perot (G) 1985
Casey Merrill (DT) 1986
Ken Kaplan (T) 1987
Richard Cooper (T) 1990-95
Fred Stokes (DE) 1996
Ricky Siglar (T) 1997-98
Spencer Folau (T) 2002-04
Kendrick Clancy (DT) 2007-09
Charles Brown (T) 2010-

72

Earl Leggett (DT) 1967-68
Don Talbert (T) 1969-70
Joe Owens (DE) 1971-75
Jeff Hart (T) 1976
Mike Fultz (DT) 1977-80
Leon Gray (T) 1982-83
Chris Ward (T) 1984
Jim Dombrowski (G/T) 1986-96
Trezelle Jenkins (T) 1997
Wayne Gandy (T) 2003-05
Montavious Stanley (DT) 2008

73

Bill Sandeman (T) 1967
Jerry Sturm (T/C) 1967-70
Ray Jones (DB) 1973
John Mooring (T) 1974
Joe Campbell (DE) 1977-80
Frank Warren (DE) 1981-89,91-94
Isaac Davis (G) 1997
Jahri Evans (G) 2006-

74

Mike Tilleman (DT) 1967-70
Doug Mooers (DE) 1971-72
Derland Moore (DT) 1973-85
William Leach (G/T) 1987
Ted Gregory (DT) 1988
Kevin Haverdink (T) 1989-91
Cecil Gray (T) 1993
Herman Carroll (DE) 1994
ClarenceJones (T) 1996-98
Steve Scifres (T) 1999
Scott Sanderson (G/T) 2001-02
Jermon Bushrod (T) 2007-12

75

Dave McCormick (T) 1967-68
Mike Rengel (DT) 1969
Mike Richey (T) 1970
Mike Crangle (DE) 1972
Elex Price (DT) 1973-80
Bruce Clark (DE) 1982-88
Doug Marrone (G) 1989
Baron Rollins (G) 1994
Emile Palmer (DT) 1996
Julian Pittman (DT) 1998
Jermane Mayberry (G) 2005
Mitch King (DT) 2011
Tyrunn Walker (DT) 2012-

76

Dave Rowe (DT) 1967-70
Don Morrison (T) 1971-77
Kevin Hunt (T) 1978
Jim Pietrzak (C) 1979-84
Dwaine Board (DE) 1988
Gene McGuire (C) 1992
Rickie Shaw (T) 1993
Jeff Davidson (T) 1994
Keno Hills (T) 1996-99
Tutan Reyes (T) 2000-01
Jonathan Goodwin (C) 2006-10
Pat McQuistan (T) 2011
Akiem Hicks (DT) 2012-

ALL-TIME NUMERICAL ROSTER

77

Ray Rissmiller (T) 1967
Jim Boeke (T) 1968
Mike Taylor (T) 1969-70
Dan Goich (DT) 1971
Carl Johnson (G) 1972-73
Chris Morris (T) 1975
Marv Montgomery (T) 1976-77
Gary Anderson (G) 1978
Jerry Boyarsky (DT) 1981
Daren Gilbert (T) 1985-88
William Roaf (T) 1993-2001
Rodney Leisle (DT) 2004-06
Carl Nicks (G) 2008-11
Brodrick Bunkley (DT) 2012-

78

Jerry Jones (T) 1967-69
Errol Linden (T) 1969-70
Glen Ray Hines (T) 1971-72
Billy Newsome (DE) 1973-74
Elois Grooms (DE) 1975-81
Kelvin Clark (G) 1982-85
Shawn Knight (DE) 1987
Jeff Walker (G) 1988-89
Mike Keim (T) 1991
Tom Backes (G) 1993
Tom Roth (C/G) 1994
Daryl Terrell (T) 1999-2001
Jon Stinchcomb (T) 2003-04, 2006-10

79

Lou Cordileone (DT) 1967-68
Clovis Swinney (DT) 1970
Emanuel Zanders (G) 1974-80
Chuck Slaughter (T) 1982
Henry Thomas (G) 1987
Glenn Derby (T) 1989-90
Tory Epps (DT) 1995
Troy Wilson (DE) 1998
Mike Halapin (T) 1999
Mitch White (T) 2001
Jimmy Verdon (DE) 2005
Rob Petitti (T) 2006
Rob Ninkovich (DE) 2008
Bryce Harris (T) 2012-

80

Jim Garcia (DE) 1967
Mike Walker (DE) 1971
Doug Winslow (WR) 1973
Sam Havrilak (WR) 1974
Earl McCullough (WR) 1974
Larry Burton (WR) 1975-77
Gordon Banks (WR) 1980-81
Lindsay Scott (WR) 1982-85
Mike Miller (WR) 1985
Malcolm Barnwell (WR) 1985
Herbert Harris (WR) 1986-87
Stacey Dawsey (WR) 1987
Brett Perriman (WR) 1988-90
Wesley Carroll (WR) 1991-92
Marcus Dowdell (WR) 1992-93
Tyrone Johnson (WR) 1994
Haywood Jeffires (WR) 1996
Daryl Hobbs (WR) 1997
Alvin Harper (WR) 1997
Tony Johnson (TE) 1998
P.J. Franklin (WR) 1999
Robert Wilson (WR) 2000-01
Jerome Pathon (WR) 2002-04
Shad Meier (TE) 2005
Mark Campbell (TE) 2006-08
Darnell Dinkins (TE) 2009
Jimmy Graham (TE) 2010-

81

Doug Atkins (DE) 1967-69
Jesse Anderson (TE) 1993
Michael Haynes (WR) 1994-96
Randal Hill (WR) 1997
Scott Slutzker (TE) 1998
Lawrence Dawsey (WR) 1999
Lamont Hall (TE) 2000-02
Zach Hilton (TE) 2003-04
Az-Zahir Hakim (WR) 2005
David Patten (WR) 2007-08
Michael Higgins (TE) 2011-

82

Johnny Brewer (LB) 1968-70
Bob Pollard (DE) 1971-77
Ike Harris (WR) 1978-81
John Tice (TE) 1983-92
Darren Gottschalk (TE) 1987
Ken O'Neal (TE) 1987
Irv Smith (TE) 1993-97
Qadry Ismail (WR) 1998
Eddie Kennison (WR) 1999
Andrew Glover (TE) 2000
Boo Williams (TE) 2001-04
Nate Lawrie (TE) 2005-06
Marcellus Rivers (TE) 2006
Eric Johnson (TE) 2007

83

Vern Burke (TE) 1967
Dave Parks (TE) 1968-72
Len Garrett (TE) 1973-75
Andy Hamilton (WR) 1975
Tinker Owens (WR) 1976,78-80
Kenny Duckett (WR) 1982-85
Carl Roaches (KR) 1985
Kelvin Edwards (WR) 1986
Dwight Walker (WR) 1987
Cliff Benson (TE) 1987-88
Greg Scales (TE) 1988-91
Torrance Small (WR) 1992-96
Keith Poole (WR) 1997-2000
Albert Connell (WR) 2001
Johnny Mitchell (TE) 2001
Donté Stallworth (WR) 2002-05
Billy Miller (TE) 2006-08

84

Jim Hester (TE) 1967-69
Lawrence Estes (DE) 1970-71
Preston Riley (WR) 1973
Paul Seall (TE) 1974-76
Rich Mauti (WR) 1977-80,82-83
Junior Miller (TE) 1984
Eric Martin (WR) 1985-93
Steve Rhem (WR) 1994-95
Eric Guliford (WR) 1997-98
Scott Slutzker (TE) 1999
Austin Wheatley (TE) 2000
Michael Lewis (WR) 2001-06
Tory Humphrey (TE) 2009-11

85

Ray Poage (TE) 1967-70
Cephus Weatherspoon (WR) 1972
John Beasley (TE) 1973-74
Henry Childs (TE) 1974-80
Hoby Brenner (TE) 1981-93
Curtland Thomas (WR) 1987
Wesley Walls (TE) 1994-95
Paul Green (TE) 1996
Nicky Savoie (TE) 1997
Cameron Cleeland (TE) 1998-99, 2001
Ernie Conwell (TE) 2003-06
Ronnie Ghent (TE) 2007
David Thomas (TE) 2009-12

86

Tom Hall (WR) 1967
Dan Colchico (DE) 1969
Creston Whitaker (WR) 1972
Jubilee Dunbar (WR) 1973
Dave Davis (WR) 1974
Richard Williams (WR) 1974
Melvin Baker (WR) 1975
James Thaxton (TE) 1976-77
Tom Donovan (WR) 1980
Rich Caster (TE) 1981
Rich Martini (WR) 1981
Jeff Groth (WR) 1981-85
Mike Jones (WR) 1986-87
Cliff Benson (TE) 1987-88
Victor Harrison (WR) 1987
Rod Harris (WR) 1989
Gerald Alphin (WR) 1990-91
Patrick Newman (WR) 1991-93
Louis Lipps (WR) 1992
Marcus Dowdell (WR) 1992-93
Kirk Botkin (TE) 1994-95
Tony Johnson (TE) 1996
Gunnard Twyner (WR) 1997
Sean Dawkins (WR) 1998
Kendall Gammon (TE) 1999
Jake Reed (WR) 2000, 02
Onome Ojo (WR) 2001
Walter Rasby (TE) 2003
Zach Hilton (TE) 2005
John Owens (TE) 2006-07
Buck Ortega (TE) 2008-09

87

Richard Neal (DE) 1969-72,78
Monty Stickles (TE) 1968
Mike Kelly (TE) 1973
Don Herrmann (WR) 1975-77
Larry Hardy (TE) 1978-85
Lonzell Hill (WR) 1987-90
Malcolm Scott (TE) 1987
Frank Wainright (TE) 1991-93
Lee DeRamus (WR) 1995-96
John Farquhar (TE) 1997-98
Joe Horn (WR) 2000-06
Adrian Arrington (WR) 2009-11

88

Ben Hart (S) 1967
Dave Szymakowski (WR) 1968
Fred Hyatt (WR) 1973
Andy Dorris (DE) 1973-76
Joel Parker (WR) 1977
Brooks Williams (TE) 1978-81
Don Bass (TE) 1982
Eugene Goodlow (WR) 1983-86
Mike Waters (TE) 1987
Mark Pattison (WR) 1987-88
Floyd Turner (WR) 1989-93
Derrell Mitchell (WR) 1994
Hendrick Lusk (TE) 1996
Andrew Hastings (WR) 1997-99
Willie Jackson (WR) 2000-01
David Sloan (TE) 2002
Talman Gardner (WR) 2003-04
Nate Poole (WR) 2005
Jeremy Shockey (TE) 2008-10

89

Kent Kramer (TE) 1967
Dave Long (DE) 1969-72
Bert Askson (TE) 1973
Gil Chapman (WR) 1975
Len Willis (WR) 1977
Wes Chandler (WR) 1978-81
Aundra Thompson (WR) 1981-82
Tyrone Young (WR) 1983-84
Joe Thomas (WR) 1987
Robert Clark (WR) 1987-88
Mike Jones (WR) 1989
Derrick Shepard (WR) 1989
Quinn Early (WR) 1991-95
Mercury Hayes (WR) 1996-97
Brett Bech (WR) 1997-99
Dave Stachelski (TE) 2000-01
Wane McGarity (WR) 2001
Derrick Lewis (WR) 2002-03
Lamont Hall (TE) 2004-05
Jamal Jones (WR) 2006
Sean Ryan (TE) 2008
John Gilmore (TE) 2011
Daniel Graham (TE) 2012

90

Walter Johnson (LB) 1989
James Williams (LB) 1990-94
Israel Stanley (DE) 1995
Jared Tomich (DE) 1997-2000
Kenny Smith (DT) 2001-04
DeMario Pressley (DT) 2009
Turk McBride (DE) 2011-12

ALL-TIME NUMERICAL ROSTER

91

Monte Bennett (DT) 1981
Ken Marchiol (LB) 1987
Robert "Pig" Goff (DT) 1990-95
Brady Smith (DE) 1996-99
Grady Jackson (DT) 2002-03
Will Smith (DE) 2004-

92

James Haynes (LB) 1984-89
DeMond Winston (LB) 1990, 92-94
Toddrick McIntosh (DE) 1995
Darren Mickell (DE) 1996-97
Ernest Jones (DE) 1998
Troy Wilson (DE) 1999
Martin Chase (DT) 2000-02
Henry Ford (DT) 2003
Tony Bryant (DE) 2003-05
Orien Harris (DT) 2007
Remi Ayodele (DT) 2008-10
Shaun Rogers (DT) 2011

93

Gary Lewis (DT) 1983
Kevin Young (DE) 1987
Wayne Martin (DE/DT) 1989-99
Darren Howard (DE) 2000-05
Rob Ninkovich (DE) 2006
Josh Savage (DE) 2007
Bobby McCray (DE) 2008-09
Junior Galette (DE) 2010-

94

Jim Wilks (DE/DT) 1981-93
Joe Johnson (DE) 1994-98,2000-01
Charles Grant (DE) 2002-09
Kawika Mitchell (DE) 2010
Cameron Jordan (DE) 2011-

95

Jonathan Dumbauld (DE) 1986,88
Robert Brannon (DE) 1987
Travis Davis (DT) 1990
Ronnie Dixon (DT) 1993
Ernest Jones (DE) 1995
Austin Robbins (DT) 1996-99
Marques Douglas (DE) 2000
Howard Green (DT) 2003-04
Cedric Woodard (DT) 2005
Eric Moore (DE) 2006
Trevor Johnson (DE) 2006
Josh Savage (DE) 2008
Rodney Leisle (DT) 2009
Martez Wilson (LB/DE) 2011-

96

Steve Parker (DE) 1980
Don Thorp (DT) 1984
Sheldon Andrus (DT) 1986-87
Michael Simmons (DE) 1989-90
Jeff Faulkner (DE) 1993
Mark Gunn (DE) 1994
Dameian Jeffries (DE) 1995
Uhuru Hamiter (DT) 1999
Melvin Williams (DE) 2003-04
Antwan Lake (DE) 2006-08
Paul Spicer (DE) 2009
Alex Brown (DE) 2010
Tom Johnson (DT) 2011-

97

James Geathers (DE) 1984-89
Renaldo Turnbull (DE/LB) 1990-96
La'Roi Glover (DT) 1997-2001
Dennis Monroe (DE) 2002
Johnathan Sullivan (DT) 2003-05
Michael Haynes (DE) 2006
Josh Cooper (DE) 2006-07
Alvin McKinley (DT) 2008
Jeff Charleston (DE) 2008-11

98

Reggie Lewis (DE) 1982-84
Milford Hodge (DE) 1986
Jim Hanna (DT) 1994
Ron Warner (LB) 1998
Willie Whitehead (DE/DT) 1999-2006
Renaldo Wynn (DE/DT) 2007
Sedrick Ellis (DT) 2008-12

99

Tony Elliott (DT) 1982-88
Joel Smeenge (DE/LB) 1990-94
Willie Broughton (DT) 1995-96
Pio Sagapolutele (DT) 1997
Darren Mickell (DT) 1999
Norman Hand (DT) 2000-02
Kenderick Allen (DT) 2003
Shaun Smith (DT) 2004
Hollis Thomas (DT) 2006-08
Jimmy Wilkerson (DL) 2010
Aubrayo Franklin (DT) 2011





Jim FINKS

PRESIDENT/GENERAL MANAGER

BORN: **8/31/27**
COLLEGE: **TULSA '49**
PLAYER: **1949-55**
GENERAL MANAGER: **1964-93**
SAINTS PRESIDENT/GENERAL MANAGER: **1986-93**
YEAR INDUCTED: **1995**

On July 29, 1995, an illustrious career as a football administrator was capped when Jim Finks was inducted into the Pro Football Hall of Fame in Canton, Ohio. Finks' posthumous election to the Hall was the ultimate honor in a career full of significant accomplishments.

Finks was named president/general manager of the Saints on January 14, 1986 by Owner Tom Benson. As Benson's first major hire since purchasing the team in 1985, Finks brought with him a portfolio of success as a player, coach, scout and administrator that had spanned 37 years in sports.

Much like his prior stints as general manager with the Minnesota Vikings and Chicago Bears, Finks' final stop would also be a success. Hiring head coach Jim Mora and picking impact players in guard/tackle Jim Dombrowski, running backs Dalton Hilliard and Rueben Mayes and linebacker Pat Swilling in his first draft, a franchise that had not achieved a winning season in 20 years would log a 12-3 mark in 1987, second-best in the NFL and go on to their first-ever playoff game. Finks' presence was apparent and recognized as he was named *The Sporting News* NFL Executive of the Year.

Under Finks' leadership, the Saints would continue to have success, winning their first division title in 1991 as the NFC West championship flag flew in New Orleans for the first time. However, shortly after his final draft in 1993, where he mined a future Pro Football Hall of Fame selection in tackle William Roaf, Finks would be forced to resign due to a valiant fight with lung cancer that would claim his life on May 8, 1994. Overall from 1986-92, the Saints would win 60 percent of their regular season games and enjoy a streak of six consecutive non-losing years. Over that period, only two other NFL teams had the same accomplishment

Prior to coming to New Orleans, Finks served as general manager of the Chicago Bears from 1974-83, where he set about construction of one of the NFL's most dominating teams. Before his departure, Finks would acquire 19 of the 22 starters for a Bears team that compiled a 15-1 record in 1985 and crushed New England in Super Bowl XX. During his 10-year tenure in Minnesota, Finks hired then-unkown Bud Grant as head coach and the Vikings followed with a string of five NFC Central crowns and two Super Bowl appearances.

The Salem, Ill. native played quarterback at Tulsa University and was a 12th round selection of the Pittsburgh Steelers in 1949. Finks played defensive back until 1952, when he became the Steelers' starting quarterback and went to the Pro Bowl. After retiring as an NFL player following the 1955 season, he served as an assistant coach for two seasons before beginning his career as an administrator as the general manager of Calgary of the Canadian Football League in 1958.



Rickey JACKSON 57

LINEBACKER

BORN: 3/20/58
COLLEGE: PITTSBURGH
NFL: 1981-95
SAINTS: 1981-93
YEAR INDUCTED: 2010

One of the most productive linebackers in National Football League history, Rickey Jackson served as the linchpin of one of the most dominant linebacker corps the league has ever seen. He became the first Saint to have spent the majority of his career with New Orleans to have been selected to the Pro Football Hall of Fame.

The Pahokee, Fla. native had an outstanding college career at Pittsburgh and was picked in the second round (51st overall) by the Saints in the 1981 NFL Draft. Jackson appeared in 227 regular season games, starting 225 during 15 NFL seasons, 13 of which were spent with the Saints. With 115 as a Saint, he is the club's all-time leader. Jackson led the club in takedowns six times. He missed only two games, out of a possible 229 regular season games in his career.

Jackson finished his career with 128 sacks, (his eight sacks in his rookie season of 1981 are not included since sacks did not become an official statistic until 1982) ranked tenth all-time in NFL history. He is also the franchise's all-time leader in fumble recoveries with 26.

As a show of respect by opposing coaches and players for his dominating pass rush abilities and sideline to sideline play, Jackson was named to the Pro Bowl six times (1983-86, 1992-93) in his career, tied for the second-most by a Saint. He was an All-Pro selection six times (1984-87, 1992-93). After failing to post a winning campaign in the franchise's first 18 seasons, Jackson's Saints did not have a losing season in his final seven campaigns with the club from 1987-93, qualifying for the playoffs four times during this period.

Jackson would close out his NFL career with San Francisco from 1994-95, earning a championship ring as part of the Super Bowl XXIX winners. Jackson retired as a Saint in 1996 and his number 57 jersey was raised to the rafters of the Superdome. He was inducted into the New Orleans Saints Hall of Fame in 1997 and to the Louisiana Sports Hall of Fame in 1999.





William ROAF 77

TACKLE

BORN: 4/18/70
COLLEGE: LOUISIANA TECH
NFL: 1993-2005
SAINTS: 1993-2001
YEAR INDUCTED: 2012

One of the most accomplished tackles in National Football League history, William Roaf was the anchor of the Saints offensive line for nine seasons. Coming out of Louisiana Tech in 1993, Roaf was picked by the Saints with the eighth overall choice in the 1993 NFL Draft.

The Pine Bluff, Ark. native immediately was inserted by head coach Jim Mora into the starting lineup at right tackle, where he would start every contest and was selected to several All-Rookie teams. The 6-5, 312-pounder moved to the left side in his second season where he was named a Pro Bowl starter and *Associated Press* first-team All-Pro, which would begin a 12-year stretch as one of the most dominant left tackles in NFL history.

During his nine seasons with the Saints, Roaf was named to the Pro Bowl seven consecutive times (1994-2000), the most appearances ever by a Saint. Following a trade to the Kansas City Chiefs in 2002, he would be selected four more times, totaling 11 total selections, tied for the most nominations by a tackle in league history with Anthony Munoz and Jonathan Ogden. He also was an eight-time *AP* All-Pro selection, with four selections from each club. Overall, Roaf started all 189 regular season games and three postseason contests he appeared in for the Saints and Chiefs.

Roaf received one of football's highest honors as he was named to the NFL's All-Decade teams of the 1990's and 2000's. He was a first-team selection for the 1990's squad and a second-team choice on the 2000's roster, making him one of only 16 players since the AFL-NFL merger to be named to two All-Decade rosters. Additionally, Roaf was named to the Saints Hall of Fame in 2008 and is a member of both the Louisiana and Arkansas Sports Hall of Fames.





Pro Football Hall of Fame

1976
RB **Jim Taylor** (Saints career: 1967)

1982
DE **Doug Atkins** (Saints career: 1967-69)

1991
RB **Earl Campbell** (Saints career: 1984-85)

1995
GM **Jim Finks** (Saints career: 1986-93)

2003
Coach **Hank Stram** (Saints career: 1976-77)

2010
LB **Rickey Jackson** (Saints career: 1981-93)

2012
T **William Roaf** (Saints career: 1993-2001)

Major Awards

1972
K **Tom Dempsey:** *Pro Football Weekly/PFWA George Halas Award*

1977
QB **Archie Manning:** *Byron "Whizzer" White NFL Man of the Year (NFLPA)*

1978
QB **Archie Manning:** *NFC Most Valuable Player (UPI, Sporting News); NFC Player of the Year (UPI, Sporting News); UPI NFC Offensive MVP*
RB **Chuck Muncie:** *Pro Bowl MVP*

1981
RB **George Rogers:** *Rookie of the Year (Pro Football Weekly/PFWA, Sporting News); Offensive Rookie of the Year (AP, Pro Football Weekly/PFWA); UPI NFC Rookie of the Year*

1986
K **Morten Andersen:** *Pro Football Weekly/PFWA Golden Toe*
RB **Rueben Mayes:** *Rookie of the Year (Pro Football Weekly/PFWA, Sporting News, Newspaper Enterprise Assoc.); Offensive Rookie of the Year (AP, Pro Football Weekly/PFWA)*

1987
General Manager **Jim Finks:** *Sporting News NFL Executive of the Year*
Head Coach **Jim Mora:** *Coach of the Year (AP, Pro Football Weekly/PFWA, Sporting News); NFC Coach of the Year (UPI, Pro Football Weekly/PFWA, Committee of 101 - Kansas City)*

1991
LB **Pat Swilling:** *Defensive Player of the Year (AP, Newspaper Enterprise Assoc., Football Digest). NFC Defensive Player of the Year (Committee of 101 - Kansas City)*

2000
DT **La'Roi Glover:** *NFL Alumni DL of the Year, Committee of 101 - Kansas City NFC Defensive Player of the Year*
Head Coach **Jim Haslett:** *Coach of the Year (AP, Pro Football Weekly/PFWA, Sports Illustrated, Football News, College & Pro Football Weekly, NFL Alumni, The Sports Network); Football Digest Rookie Coach of the Year; NFC Coach of the Year (USA Today, Committee of 101 - Kansas City)*
DE **Joe Johnson:** *Comeback Player of the Year (AP, Pro Football Weekly/PFWA)*
Offensive Coordinator **Mike McCarthy:** *USA Today NFC Assistant Coach of the Year*
General Manager **Randy Mueller:** *NFL Executive of the Year (Sporting News, Pro Football Weekly/PFWA, Football Digest, The Sports Network)*

2002
G **LeCharles Bentley:** *Sports Illustrated Offensive Rookie of the Year*

2006
Executive Vice President/General Manager **Mickey Loomis:** *NFL Executive of the Year (Sporting News, Pro Football Weekly/Pro Football Writers of America)*
Head Coach **Sean Payton:** *NFL Coach of the Year (AP, Sporting News, Pro Football Weekly, Sports Illustrated, Maxwell Club, NFL Alumni), Committee of 101 - Kansas City NFC Coach of the Year*
QB **Drew Brees:** *Co-NFL Walter Payton Man of the Year, Sports Illustrated (Dr. Z) NFL Most Valuable Player, FedEx Air Player of the Year, Committee of 101 - Kansas City NFC Offensive Player of the Year, NFL Alumni QB of the Year*

2007
QB **Drew Brees:** *Pro Football Weekly/PFWA George Halas Award*

2008
QB **Drew Brees:** *NFL Offensive Player of the Year (AP, Sporting News), FedEx Air Player of the Year, Committee of 101 - Kansas City NFC Offensive Player of the Year*

2009
Head Coach **Sean Payton:** *NFL Coach of the Year (Maxwell Club, NFL Alumni), Committee of 101 - Kansas City NFC Coach of the Year*
QB **Drew Brees:** *NFL Player of the Year (Maxwell Club), NFL Alumni QB of the Year, FedEx Air Player of the Year, Sporting News Offensive Player of the Year, Committee of 101 - Kansas City NFC Offensive Player of the Year*

2010
QB **Drew Brees:** *Sports Illustrated Sportsman of the Year, AP 2010 Athlete of the Year; Pro Football Writers Association Good Guy Award*

2011
QB **Drew Brees:** *NFL Offensive Player of the Year (AP, Sports Illustrated), FedEx Air Player of the Year, Byron "Whizzer" White*

NFL HONORS

All-Pro/All-Rookie Team

AP - Associated Press, CN - College & Pro Football Weekly, FD - Football Digest, FN - Football News, FW - Professional Football Writers of America, NE - Newspaper Enterprise Association, NY - New York Daily News, PW - Pro Football Weekly (1992-present, choices combined with Pro Football Writers of America), SI - Sports Illustrated, SN - Sporting News, UP - United Press International, UW - USA Today/Sports Weekly

NFL
Man of the Year (NFLPA), Bart Starr Award

1967
CB **Dave Whitsell:** *SN All-Pro; All-NFL 2nd Team (AP, UP)*

1968
DE **Doug Atkins:** *SN All-Pro; All-Pro 2nd Team (AP, NE)*

1969
WR **Danny Abramowicz:** *All-Pro (SN, AP-tied); All-Pro 2nd Team (NY, UPI)*
K **Tom Dempsey:** *SN All-Pro*

1970
P **Julian Fagan:** *All-NFC (AP, SN)*

1972
LB **Joe Federspiel:** *UP All-Rookie*

1978
TE **Henry Childs:** *All-NFC 2nd Team (UP)*
QB **Archie Manning:** *All-NFC (UP, SN)*

1979
WR **Wes Chandler:** *NE All-Pro 2nd team, UP All-NFC 2nd team*
TE **Henry Childs:** *PW All-NFC; UP All-NFC 2nd Team*
G **Conrad Dobler:** *UP All-NFC 2nd Team*
RB **Chuck Muncie:** *UP All-NFC 2nd Team*
S **Tommy Myers:** *PW All-Pro; All-NFC 1st Team (UP, PW)*

1980
T **Stan Brock:** *All-Rookie (UP, PW)*
KR **Rich Mauti:** *All-NFC (PW - specialist)*

1981
RB **George Rogers:** *All-Pro 1st Team (AP, SN); NE All-Pro 2nd Team; All-NFC (UP)*

1982
RB **George Rogers:** *UP All-NFC 2nd Team*

1983
S **Russell Gary:** *UP All-NFC*
LB **Rickey Jackson:** *PW All-NFC*
LB **Jim Kovach:** *UPI All-NFC 2nd Team*
CB **Johnnie Poe:** *NE All-Pro 2nd Team; UP All-NFC*

1984
P **Brian Hansen:** UP *All-NFC 2nd Team*
LB **Rickey Jackson:** *All-Pro 2nd Team (AP, NE); All-NFC (UP, PW)*

1985
K **Morten Andersen:** *SN All-Pro; AP All-Pro 2nd Team; UP All-NFC*
LB **Rickey Jackson:** *AP All-Pro 2nd Team; UP All-NFC 2nd Team*

1986
K **Morten Andersen:** *All-Pro (AP, NE, FW, SN, PFW); All-NFC (UP, PW)*
KR **Mel Gray:** *All-Pro (SN - specialist)*
LB **Rickey Jackson:** *AP All-Pro 2nd Team; UP All-NFC 2nd Team*
RB **Rueben Mayes:** *UP All-NFC 2nd Team; All-Rookie (UP, PW)*

1987
K **Morten Andersen:** *All-Pro (AP, FW, NE, SN, PW); All-NFC (UPI, PW)*
S **Gene Atkins:** *FW All-Rookie*
DE **Bruce Clark:** *NE All-Pro 2nd Team*
G **Brad Edelman:** *UPI All-NFC 2nd Team*
KR **Mel Gray:** *All-Pro (FW, SN, PW - punt returner); All-NFC (PW - specialist)*
LB **Rickey Jackson:** *All-Pro (NE, SN)*
LB **Vaughan Johnson:** *All-NFC (UP, PW)*
DE **Shawn Knight:** *FW All-Rookie*
RB **Rueben Mayes:** *UP All-NFC*
LB **Pat Swilling:** *UP All-NFC*
G **Steve Trapilo:** *All-Rookie (FW, UP)*
CB **Dave Waymer:** *All-Pro 2nd Team (AP); UP All-NFC*

1988
K **Morten Andersen:** *NE All-Pro 2nd Team; AP All-NFC*
LB **Vaughan Johnson:** *NE All-Pro; All-NFC (UP, PW)*

1989
RB **Dalton Hilliard:** *All-Pro 2nd Team (AP, NE); All-NFC 2nd Team (UP)*
LB **Vaughan Johnson:** *NE All-Pro; AP All-Pro 2nd Team; All-NFC (UP, PW)*
CB **Robert Massey:** *All-Rookie (FW, CN, PW, FD)*
LB **Pat Swilling:** *All-Pro 2nd Team (AP, NE); All-NFC 2nd Team (UP)*

1990
LB **Vaughan Johnson:** *NE All-Pro 2nd Team; UPI All-NFC 2nd Team*
LB **Pat Swilling:** *AP All-Pro 2nd Team; UP All-NFC 2nd Team*
LB **Renaldo Turnbull:** *All-Rookie (FW, UP, CN, FD)*

1991
LB **Vaughan Johnson:** *UP All-NFC*
LB **Sam Mills:** *All-Pro (FW, SN, PW); All-Pro 2nd Team (AP, NE); PW All-NFC PW*
LB **Pat Swilling:** *All-Pro (AP, NE, FW, SN, PW); All-NFC (UP, PW)*
ST **Bennie Thompson:** *PW - specialist All-NFC*

1992
K **Morten Andersen:** *All-Pro (FW, NE, PW); AP All-Pro 2nd Team; All-NFC (UP, PW)*
LB **Rickey Jackson:** *All-Pro (FW, PW); All-*

Pro 2nd Team (AP, NE); All-NFC (UP, PW)
LB **Vaughan Johnson:** *UP All-NFC*
G **Derek Kennard:** *NE All-Pro 2nd Team*
DT **Wayne Martin:** *NE All-Pro 2nd Team*
LB **Sam Mills:** *All-Pro (PW/FW, SN); AP All-Pro 2nd Team; All-NFC (UP, PW)*
LB **Pat Swilling:** *All-Pro (AP, SN)*

1993
KR **Tyrone Hughes:** *All-Pro (PW/FW – specialist; AP All-Pro 2nd Team; All-NFC (UP, PW); All-Rookie (PW/FW, UP, CN, FD)*
LB **Rickey Jackson:** *SN All-Pro; AP All-Pro 2nd Team; All-NFC (UP, PW)*
T **William Roaf:** *All-Rookie (PW/FW, UP, CN, FD)*
TE **Irv Smith:** *All-Rookie (CN, FN)*
LB **Renaldo Turnbull:** *AP All-Pro (AP); UP I All-NFC*

1994
DE **Joe Johnson:** *All-Rookie (FN, PW/FW, CN, UPI)*
T **William Roaf:** *All-Pro (AP, PW/FW, SN, SI); All NFC (UP, PW)*
LB **Winfred Tubbs:** *FN All-Rookie*

1995
CB **Eric Allen:** *UPI All-NFC 2nd Team*
LB **Mark Fields:** *All-Rookie (PW/FW, CN)*
T **William Roaf:** *All-Pro (AP, PW/FW, SN); All-NFC (UP, PW)*

1996
T **William Roaf:** *All-Pro (PW/FW, SN); AP All-Pro 2nd Team; PW All-NFC*

1997
S **Sammy Knight:** *All-Rookie (PW)*
T **William Roaf:** *AP All-Pro 2nd Team; PW/FW All-NFC*
LB **Winfred Tubbs:** *AP All-Pro 2nd Team*

1998
DT **La'Roi Glover:** *CN All-Pro; All-Pro 2nd Team (AP; UW); FN All-NFC*
TE **Cameron Cleeland:** *All-Rookie (PW/FW, CN, FN, FD)*
G/T **Kyle Turley:** *All-Rookie (PW/FW, FN, FD)*
T **William Roaf:** *CN All-Pro 2nd team; FN All-NFC (Football News)*

1999
T **William Roaf:** *PW All-NFC*

2000
DT **La'Roi Glover:** *Unanimous All-Pro (PW/FW, AP, UW, SI, SN, CN, FD); All-NFC 1st Team (PW/FW, FN)*
DT **Norman Hand:** *FD All-Pro 2nd Team*
DE **Darren Howard:** *All-Rookie (PW/FW, FN)*
DE **Joe Johnson:** *All-Pro 2nd Team (CN, FD); All-NFC (PW/FW, FN)*
LB **Keith Mitchell:** *SI All-Pro, PW/FW All-NFC 1st Team*
T **William Roaf:** *All-Pro (PW/FW, UW, SI, FD); All-Pro 2nd Team (AP, CN); PW/FW All-NFC 1st Team*
T **Kyle Turley:** *AP All-Pro; All-Pro 2nd Team (CN, FD); FN 1st Team All-NFC*

2001
S **Sammy Knight:** *FD All-Pro; All-Pro 2nd Team (AP, CN)*

2002
G **LeCharles Bentley:** *All-Rookie (PW)*
KR **Michael Lewis:** *All-Pro (AP, CN, FD, PW/FW, SI, SN); All-NFC KR/PR (PW)*
ST **Fred McAfee:** *PW/FW All-Pro; FW All-Pro 2nd Team; PW All-NFC*
RB **Deuce McAllister:** *PW All-NFC*
CB **Fred Thomas:** *SI All-Pro*
WR **Donté Stallworth:** *PW All-Rookie Team*

2003
RB **Deuce McAllister:** *PW All-NFC*
DT **Johnathan Sullivan:** *PW All-Rookie*

2004
DE **Will Smith:** *PW All-Rookie*

2005
OT **Jammal Brown:** *PW All-Rookie*

2006
QB **Drew Brees:** *All-Pro (AP, PW/FW, SI, SN, UW); PW/NW All-NFC*
T **Jammal Brown:** *All-Pro (AP, PW/FW, SI, UW); PW/FW All-NFL & All-NFC*
RB **Reggie Bush:** *PW/FW All-Rookie*
FB **Mike Karney:** *AP All-Pro 2nd Team*

2008
QB **Drew Brees:** *All-Pro (SI, SN); AP All-Pro 2nd Team; PW/FW All-NFC*
PR **Reggie Bush:** *SN All-Pro*
DT **Sedrick Ellis:** *PW/FW All-Rookie*
G **Carl Nicks:** *PW/FW All-Rookie*

2009
QB **Drew Brees:** *SN All-Pro; AP All-Pro 2nd Team; PW/FW All-NFC*
G **Jahri Evans:** *All-Pro (AP, PW/FW, SI, SN, UW); PW/FW All-NFC*
Darren Sharper: *All-Pro (AP, PW/FW, SI, SN, UW); PW/FW All-NFC*

2010
G **Jahri Evans:** *AP All-Pro (AP, PW/FW, SN); PW/FW All-NFC*
RB **Chris Ivory:** *All-Rookie (PW/FW, SN)*
S **Malcolm Jenkins:** *AP All-Pro 2nd Team*
G **Carl Nicks:** *AP All-Pro 2nd Team*
S **Darren Sharper:** *AP All-Pro 2nd Team*

2011
QB **Drew Brees:** *AP All-Pro 2nd Team*
G **Jahri Evans:** *All-Pro (AP, PW/FW, ESPN.com, SN); PW/FW All-NFC*
TE **Jimmy Graham:** *AP All-Pro 2nd Team; PW/FW All-NFC*
G **Carl Nicks:** *All-Pro (AP, ESPN.com, PW/FW, SI, SN); PW/FW All-NFC*

2012
G **Jahri Evans:** *All-Pro (AP, SN); PW/FW All-NFC*
P **Thomas Morstead:** *All-Pro (SI, SN,*

NFL HONORS

NFL.com); AP All-Pro 2nd Team

Pro Bowl Selections

1967
CB **Dave Whitsell**

1968
DT **Dave Rowe**

1969
RB **Tony Baker**, K **Tom Dempsey**, G **Jake Kupp**, RB **Andy Livingston**, **Head Coach Tom Fears**

1978
QB **Archie Manning**

1979
WR **Wes Chandler**, TE **Henry Childs**, QB **Archie Manning** (2), RB **Chuck Muncie**, S **Tommy Myers**

1981
RB **George Rogers**

1982
RB **George Rogers** (2)

1983
LB **Rickey Jackson**

1984
DE **Bruce Clark**, P **Brian Hansen**, LB **Rickey Jackson** (2)

1985
K **Morten Andersen**, LB **Rickey Jackson** (3)

1986
K **Morten Andersen** (2), **LB Rickey Jackson** (4), RB **Rueben Mayes***

1987
K **Morten Andersen** (3), TE **Hoby Brenner**, G **Brad Edelman**, RB **Rueben Mayes** (2)*, LB **Sam Mills**, CB **Dave Waymer**

1988
K **Morten Andersen** (4), WR **Eric Martin**, LB **Sam Mills** (2)

1989
RB **Dalton Hilliard**, LB **Vaughan Johnson**, LB **Pat Swilling**

1990
K **Morten Andersen** (5), LB **Vaughan Johnson** (2), LB **Pat Swilling** (2)

1991
LB **Vaughan Johnson** (3), LB **Sam Mills** (3), LB **Pat Swilling** (3), ST **Bennie Thompson**

1992
K **Morten Andersen** (6), C **Joel Hilgenberg**, LB **Rickey Jackson** (5), LB **Vaughan Johnson** (4), LB **Sam Mills** (4), LB **Pat Swilling** (4)

1993
ST **Tyrone Hughes**, LB **Rickey Jackson** (6), LB **Renaldo Turnbull**

1994
DE **Wayne Martin**, T **William Roaf**

1995
CB **Eric Allen**, T **William Roaf** (2)

1996
T **William Roaf** (3)

1997
T **William Roaf** (4)

1998
T **William Roaf** (5)*, DE **Joe Johnson**

1999
T **William Roaf** (6)

2000
LB **Mark Fields**, DT **La'Roi Glover**, WR **Joe Horn**, DE **Joe Johnson** (2), LB **Keith Mitchell**, T **William Roaf** (7)

2001
WR **Joe Horn** (2), DT **La'Roi Glover** (2), S **Sammy Knight**

2002
WR **Joe Horn** (3), KR **Michael Lewis**, ST **Fred McAfee**, RB **Deuce McAllister**

2003
RB **Deuce McAllister*** (2), G **LeCharles Bentley***

2004
P **Mitch Berger,** WR **Joe Horn** (4)

2005
C **LeCharles Bentley** (2)

2006
QB **Drew Brees**, T **Jammal Brown***, DE **Will Smith**

2008
QB **Drew Brees** (2), T **Jammal Brown** (2)

2009**
QB **Drew Brees** (3), G **Jahri Evans**, C **Jonathan Goodwin**, S **Roman Harper**, S **Darren Sharper**, T **Jon Stinchcomb**, LB **Jonathan Vilma**

2010
QB **Drew Brees** (4), G **Jahri Evans** (2), S **Roman Harper** (2), G **Carl Nicks**, LB **Jonathan Vilma** (2)

2011
QB **Drew Brees** (5), T **Jermon Bushrod**, G **Jahri Evans** (3), TE **Jimmy Graham**, G **Carl Nicks** (2)

2012
QB **Drew Brees** (6), T **Jermon Bushrod** (2), G **Jahri Evans** (4), P **Thomas Morstead**

* - injured, did not play
**- Super Bowl participant, players did not play
( ) - number of multiple selections to squad as a

NFC Players of the Month

(Awarded Since 1986)

1988
Sept.: LB **Rickey Jackson** (Defense)

1989
Oct.: QB **Bobby Hebert** (Offense)

1990
Dec.: LB **Rickey Jackson** (Defense, 2)

1991
Sept.: LB **Sam Mills** (Defense)

1993
Sept.: LB **Renaldo Turnbull** (Defense)

1994
Oct.: KR-PR **Tyrone Hughes** (Special Teams)

1997
Nov.: K **Doug Brien** (Special Teams)

2000
Oct.: DT **La'Roi Glover** (Defense)

2001
Oct.: RB **Ricky Williams** (Offense); **Oct.:** K **John Carney** (Special Teams)

2002
Oct.: RB **Deuce McAllister** (Offense)

2006
Sept.: K **John Carney** (Special Teams, 2)

2008
Sept.: QB **Drew Brees** (Offense)

2009
Sept.: QB **Drew Brees** (Offense, 2); **Oct.:** S **Darren Sharper** (Defense)

2010
Sept.: KR-ST **Courtney Roby** (Special Teams)

2011
Dec./Jan.: QB **Drew Brees** (Offense, 3)

( ) - number of multiple selections to honor as a Saint

NFC Rookie of the Month

(Awarded Since 1986)

2000
Sept.: DE **Darren Howard** (Defense); **Dec.**: DE **Darren Howard** (Defense, 2)

2006
Oct.: WR **Marques Colston** (Offense); **Dec.:** RB **Reggie Bush** (Offense)

( ) - number of multiple selections to honor as a Saint

NFC Players of the Week

(Awarded Since 1984)

1984
Week 11: DE **Jim Wilks** (Defense); **Week 12:** DT **Bruce Clark** (Defense)

1985
Week 3: QB **Dave Wilson** (Offense)

1986
Week 7: RB **Rueben Mayes** (Offense); **Week 9:** LB **Rickey Jackson** (Defense); **Week 10 :** DE **Bruce Clark** (Defense, 2)

1987
Week 9: RB **Dalton Hilliard** (Offense); **Week 11:** DE **Jim Wilks** (Defense, 2); **Week 14:** QB **Bobby Hebert** (Offense); **Week 15:** LB **Rickey Jackson** (Defense, 2)

1988
Week 8: LB **Rickey Jackson** (Defense, 3); **Week 12:** QB **Bobby Hebert** (Offense, 2)

1989
Week 7: RB **Dalton Hilliard** (Offense, 2); **Week 8:** LB **Pat Swilling** (Defense); **Week 11:** LB **Pat Swilling** (Defense, 2)

1990
Week 10: RB **Craig Heyward** (Offense)

1991
Week 5: LB **Rickey Jackson** (Defense, 4); **Week 10:** LB **Pat Swilling** (Defense, 3); **Week 16:** QB **Bobby Hebert** (Offense, 3); **Week 17:** S **Gene Atkins** (Defense)

1992
Week 6: LB **Rickey Jackson** (Defense, 5); **Week 14:** DE **Wayne Martin** (Defense)

1993
Week 2: QB **Wade Wilson** (Offense); **Week 3:** P **Tommy Barnhardt** (Special Teams); **Week 3:** LB **Renaldo Turnbull** (Defense); **Week 4:** K **Morten Andersen** (Special Teams); **Week 4:** LB **Vaughan Johnson** (Defense); **Week 13:** KR **Tyrone Hughes** (Special Teams)

1994
Week 3: LB **Darion Conner** (Defense); **Week 5:** LB **James Williams** (Defense); **Week 8:** KR/PR **Tyrone Hughes** (Special Teams, 2); **Week 15:** K **Morten Andersen** (Special Teams, 2); **Week 17:** P **Tommy Barnhardt** (Special Teams, 2)

1995
Week 9: KR/PR **Tyrone Hughes** (Special Teams, 3); **Week 10:** K **Doug Brien** (Special Teams)

1996
Week 16: DT **Wayne Martin** (Defense, 2)

1997
Week 4: DT **Wayne Martin** (Defense, 3); **Week 12:** S **Chris Hewitt** (Special Teams); **Week 14:** K **Doug Brien** (Special Teams, 2); **Week 16:** P **Mark Royals** (Special Teams)

NFL HONORS

1998
Week 4: LB **Mark Fields** (Defense); **Week 8:** P **Mark Royals** (Special Teams, 2); **Week 14:** DT **La'Roi Glover** (Defense)

1999
Week 16: CB **Fred Weary** (Defense)

2000
Week 6: DT **La'Roi Glover** (Defense, 2); **Week 7:** DT **La'Roi Glover** (Defense, 3); **Week 9:** LB **Keith Mitchell** (Defense); **Week 10: Jeff Blake** (Offense; **Week 11:** LB **Keith Mitchell** (Defense, 2); **Week 13:** DT **La'Roi Glover** (Defense, 4)

2001
Week 1: S **Sammy Knight** (Defense); **Week 4:** RB **Ricky Williams** (Offense); **Week 4:** K **John Carney** (Special Teams); **Week 7:** S **Sammy Knight** (Defense, 2); **Week 7:** K **John Carney** (Special Teams, 2)

2002
Week 1: RB **Fred McAfee** (Special Teams); **Week 6:** WR **Michael Lewis** (Special Teams), DE **Darren Howard** (Defense); **Week 7:** QB **Aaron Brooks** (Offense), **Week 10:** S **Steve Gleason** (Special Teams).

2003
Week 7: QB **Aaron Brooks** (Offense, 2); **Week 9:** DE **Willie Whitehead** (Defense); **Week 13:** RB **Deuce McAllister** (Offense); **Week 15:** QB **Aaron Brooks** (Offense, 3)

2004
Week 3: K **John Carney** (Special Teams, 3); **Week 14:** P **Mitch Berger** (Special Teams); **Week 15:** RB **Aaron Stecker** (Special Teams); **Week 16:** WR **Michael Lewis** (Special Teams, 2); **Week 17:** DE **Tony Bryant** (Special Teams)

2005
Week 1: K **John Carney** (Special Teams, 4); **Week 4:** DE **Darren Howard** (Defense, 2)

2006
Week 3: LB **Scott Fujita** (Defense); **Week 5:** RB **Reggie Bush** (Special Teams); **Week 9:** QB **Drew Brees** (Offense); **Week 13:** RB **Reggie Bush** (Offense); **Week 14:** QB **Drew Brees** (Offense, 2)

2007
Week 8: QB **Drew Brees** (Offense, 3); **Week 15:** QB **Drew Brees** (Offense, 4)

2008
Week 5: RB **Reggie Bush** (Special Teams, 2); **Week 6:** QB **Drew Brees** (Offense, 5); **Week 8:** QB **Drew Brees** (Offense, 6); **Week 12:** QB **Drew Brees** (Offense, 7)

2009
Week 1: QB **Drew Brees** (Offense, 8); **Week 4:** S **Darren Sharper** (Defense); **Week 6:** QB **Drew Brees** (Offense, 9); **Week 9:** DL **Anthony Hargrove** (Defense); **Week 11:** P **Thomas Morstead** (Special Teams); **Week 12:** QB **Drew Brees** (Offense, 10); **Week 17:** P **Thomas Morstead** (Special Teams, 2)

2010
Week 2: K **Garrett Hartley** (Special Teams); **Week 12:** S **Malcolm Jenkins** (Defense); **Week 14:** S **Malcolm Jenkins** (Defense, 2)

2011
Week 2: S **Roman Harper** (Defense); **Week 7:** QB **Drew Brees** (Offense, 11); **Week 10:** S **Roman Harper** (Defense, 2); **Week 12:** QB **Drew Brees** (Offense, 12); **Week 16:** QB **Drew Brees** (Offense, 13)

2012
Week 5: QB **Drew Brees** (Offense, 14); **Week 10:** TE **Jimmy Graham** (Offense)

( ) - number of multiple selections to honor as a Saint



1967 Expansion Draft

Held Feb. 10, 1967

In what became the foundation of New Orleans' first NFL team, the Saints selected 42 players in an expansion draft, using the same procedures as in the formation of the Atlanta Falcons in 1966. The Falcons were exempted from the expansion draft in 1967, thus leaving 14 teams from whom the Saints selected players. The procedures that were in place for the Saints were as follows: Each of the other 14 NFL teams froze 29 players from its 40-man roster, leaving 11 players available to be selected by New Orleans. The Saints chose one player from those 11 remaining on each team. Then, each team froze two additional players, leaving eight on each list, from which the Saints chose two more.

Tom Barrington, fb .....Ohio State (from Washington)
Jim Battle, t .....Southern (from Cleveland)
Charlie Bradshaw, t .....Baylor (from Pittsburgh)
Jackie Burkett, lb .....Auburn (from Baltimore Colts)
Dave Cahill, dt .....Arizona State (from Philadelphia)
Bill Cody, lb .....Auburn (from Detroit)
Don Croftcheck, g .....Indiana (from Washington)
Bill Curry, c .....Georgia Tech (from Green Bay)
Ted Davis, lb .....Georgia Tech (from Baltimore Colts)
Jim Garcia, de .....Cal State-Chico (from N.Y. Giants)
Tom Hall, wr .....Minnesota (from Minnesota)
Steve Heckard, wr .....Davidson (from L.A. Rams)
Jimmy Heidel, db ..Mississippi (from St. Louis Cardinals)
Paul Hornung, rb .....Notre Dame (from Green Bay)
Billy Kilmer, qb .....UCLA (from San Francisco)
Elbert Kimbrough, db ...Northwestern (from San Francisco)
Kent Kramer, te .....Minnesota (from San Francisco)
Jake Kupp, g .....Washington (from Washington)
Earl Leggett, dt .....Louisiana State (from L.A. Rams)
Obert Logan, db .....Trinity (Texas) (from Dallas)
Riley Mattson, t .....Oregon (from Chicago)
John Morrow, c .....Michigan (from Cleveland)
Ray Ogden, te .....Alabama (from St. Louis Cardinals)
Ray Rissmiller, t .....Georgia (from Philadelphia)
Walt Roberts, wr .....San Jose State (from Cleveland)
George Rose, db .....Auburn (from Minnesota)
Bill Sandeman, t .....Pacific (from Dallas)
Bob Scholtz, t .....Notre Dame (from N.Y. Giants)
Brian Schweda, de .....Kansas (from Chicago)
Dave Simmons, lb ..Georgia Tech (from St. Louis Cardinals)
Jerry Simmons, wr ..Bethune-Cookman (from Pittsburgh)
Bob Smith, rb .....North Texas State (from Pittsburgh)
Bobby Lee Smith, db .....UCLA (from Detroit)
Larry Stephens, dt .....Texas (from Dallas)
Steve Stonebreaker, lb ....Detroit (from Baltimore Colts)
Mike Tilleman, dt .....Montana (from Minnesota)
Phil Vandersea, lb .....Massachusetts (from Green Bay)
Willie Walker, wr .....Tennessee State (from Detroit)
Joe Wendryhoski, g .....Illinois (from L.A. Rams)
Dave Whitsell, db .....Indiana (from Chicago)
Fred Whittingham, lb .....Cal Poly-San Luis Obispo (from Philadelphia)
Gary Wood, qb .....Cornell (from N.Y. Giants)

1967 Draft

Held March 14, 1967

The first combined AFL-NFL draft was held in 1967. A player's overall order of selection is designated by a number after his position. In 1967, the expansion New Orleans Saints received the first and last choices in each round and an additional choice at the end of the 2nd, 3rd and 4th rounds.

1a. traded to Baltimore
1b. Leslie Kelley, fb (26) .....Alabama
2a. James (Bo) Burris, s (27) .....Houston
2b. John Gilliam, rb (52) .....South Carolina State
2c. David Rowe, de (53) .....Penn State
3a. traded to Baltimore
3b. Del Williams, g (79) .....Florida State
3c. Ben Hart, wr (80) .....Oklahoma
4a. Ron Widby, p (81) .....Tennessee
4b. Bill Carr, c (106) .....Florida
4c. Tom Stangle, t (107) .....Dayton
5a. Don McCall, rb (108) .....Southern California
5b. John Douglas, cb (133) .....Texas Southern
6a. George Harvey, g (134) .....Kansas
6b. Charles (Bo) Wood, lb (159) .....North Carolina
7a. Gary Hertzog, g (160) .....Williamette
7b. Bob McKelvey, lb (185) .....Northwestern
8a. Sam Harris, te (186) .....Colorado
8b. Barry Siler, lb (211) .....Albion
9a. Tim Lavens, te (212) .....Idaho
9b. Eugene Ross, cb (237) .....Oklahoma
10a. Charles Brown, rb (238) .....Missouri
10b. Roosevelt Robertson, te (263) ...North Carolina College
11a. Jim Benson, g (264) .....Florida
11b. Bernard Corbin, cb (288) .....Alabama A&M
12a. Ronnie Pack, g (289) .....Texas Tech
12b. John Robinson, wr (315) .....Tennessee A&I
13a. Bill Stetz, lb (316) .....Boston College
13b. Gary Grossnickle, s (341) .....Missouri
14a. Jim Hester, te (342) .....North Carolina
14b. George Stetter, cb (367) .....Virginia
15a. John Snow, dt (368) .....Wake Forest
15b. Darrell Johnson, rb (393) .....Lamar
16a. Marcus Rhoden, wr (394) .....Mississippi State
16b. Bruce Cortez, cb (419) .....Parsons College
17a. Dan Abramowicz, wr (420) .....Xavier (Ohio)
17b. Billy Bob Stewart, lb (438) .....Southern Methodist (choice acquired from Baltimore)
17c. Jimmy Walker, s (445) .....Providence

1968 Draft

Held January 30-31, 1968

1a. traded to Green Bay
1b. Kevin Hardy, de (7) .....Notre Dame (choice acquired from Minnesota)
2. choice to Los Angeles for joining scouting combine
3. Dave Szmakowski, wr (59) .....West Texas State
4a. Willie Crittendon, dt (85) .....Tulsa
4b. Dan Sartin, g (103) .....Mississippi
5. Ronnie Lee South, qb (115) .....Arkansas
6. traded to San Francisco
7a. Ray Phillips, g (169) .....Michigan (choice acquired from Detroit)
7b. Eugene Howard, cb (175) .....Langston
8. Dick Swatland, g (195) .....Notre Dame
9. Joe Blake, g (223) .....Tulsa
10. Doug Robinson, s (254) .....Iowa State
11. Bennie Blocker, rb (276) .....South Carolina State
12. John Beck, cb (303) .....San Diego State
13. Kayo Trepanier, t (331) .....Montana State
14. Herbert Covington, rb (359) .....Memphis State
15. Wilmer Cooks, rb (384) .....Colorado
16. Elie Ghattas, g (411) .....Ball State
17. Jim Ferguson, lb (439) .....Southern California

1969 Draft

Held January 28-29, 1969

1a. traded to San Francisco
1b. John Shinners, g (17) .....Xavier (Ohio) (choice acquired from Minnesota)
2a. traded to Baltimore
2b. Richard Neal, de (45) .....Southern (choice acquired from St. Louis)
3. traded to Detroit
4a. Dennis Hale, s (85) .....Minnesota
4b. Bob Hudspeth, t (102) .....Southern Illinois (choice acquired from Dallas)
5a. Tony Kyasky, s (111) .....Syracuse
5b. Keith Christensen, t (117) .....Kansas (choice acquired from N.Y. Giants)
6. Bob Miller, te (138) .....Southern California
7. traded to Baltimore
8. Jim Lawrence, wr (189) .....Southern California
9. Joe Owens, lb (215) .....Alcorn State
10. McKinley Reynolds, rb (241) .....Hawaii

11. Tommy Morel, wr (267) . . . . . .Louisiana State
12. Tom Broadhead, rb (293) . . . . . .Santa Barbara State
13. Joe Robillard, cb (319) . . . . . Linfield (Oregon)
14. Gary Loyd, p (345) . . . . . .California Lutheran
15. Bill Waller, wr (371) . . . . . .Xavier (Ohio)
16. Edd Hargett, qb (397) . . . . . .Texas A&M
17. Chico Kurzawski, s (423) . . . . . .Northwestern

1970 Draft

Held January 27-28, 1970

1. Ken Burrough, wr (10) . . . . . .Texas Southern
2. traded to Cleveland
3. Clovis Swinney, de (62) . . . . . .Arkansas State
4. Delles Howell, cb (88) . . . . . .Grambling
5a. Glenn Cannon, s (106) . . . . . .Mississippi
(choice acquired from Chicago)
5b. traded to Washington
5c. Steve Ramsey, qb (126) . . . . . .North Texas State
(choice acquired from Los Angeles)
6. Mel Easley, cb (140) . . . . . .Oregon State
7. Lon Woodard, de (166) . . . . . .San Diego State
8. Lawrence Estes, de (192) . . . . . .Alcorn State
9. Jim Otis, rb (218) . . . . . .Ohio State
10. Jim Brumfield, rb (244) . . . . . .Indiana State
11. Gary Klahr, lb (270) . . . . . .Arizona
12. Willie Davenport, cb (296) . . . . . .Southern
13. Ralph Miller, te (322) . . . . . .Alabama State
(selection was declared ineligible by NFL)
14. Doug Sutherland, de (348) . . . . .Wisconsin-Superior
15. Jim Vest, de (374) . . . . . .Washington State
16. Cliff Gasper, dt (400) . . . . . .Grambling
17. Doug Wyatt, s (426) . . . . . .Tulsa

1971 Draft

Held January 28-29, 1971

1. Archie Manning, qb (2) . . . . . .Mississippi
2a. traded to Chicago
2b. Sam Holden, t (31) . . . . . .Grambling
(choice acquired from Houston)
3. Bivian Lee, cb (54) . . . . . .Prairie View A&M
4a. traded to Dallas
4b. Carlos Bell, te (82) . . . . . .Houston
4c. Wimpy Winther, c (88) . . . . . .Mississippi
(choice acquired from Washington)
4d. D'artagnan Martin, cb (91) . . . . . .Kentucky State
4e. Don Morrison, t (98) . . . . . .Texas-Arlington
5. traded to Pittsburgh
6. Don Morehead, rb (132) . . . . . .Michigan
7a. Larry DiNardo, g (158) . . . . . .Notre Dame
7b. Bob Newland, wr (172) . . . . . .Oregon
(choice acquired from Kansas City)
8a. traded to Pittsburgh
8b. James Elder, cb (194) . . . . . .Southern
(choice acquired from Washington)
8c. Bob Gresham, rb (201) . . . . . .West Virginia
(choice acquired from Oakland)
9. Tom Williams, s (210) . . . . . .Williamette
10. Rocky Pamplin, rb (239) . . . . . .Hawaii
(choice acquired from Philadelphia)
11. Bob Pollard, de (262) . . . . . .Weber State
12. Ron Gathright, cb (288) . . . . . .Morehead State
13. Don Burchfield, te (314) . . . . . .Ball State
14. Bobby Scott, qb (340) . . . . . .Tennessee
15. Bart Graves, de (366) . . . . . .Tulane
16. Craig Robinson, t (392) . . . . . .Houston
17. Hermann Eban, wr (428) . . . . . .Oklahoma State
(choice acquired from Washington)

1972 Draft

Held February 1-2, 1972

1. Royce Smith, g (8) . . . . . .Georgia
2a. Willie Hall, lb (31) . . . . . .Southern California
(choice acquired from Houston)
2b. traded to Oakland
3a. Bob Kuziel, c (60) . . . . . .Pittsburgh
3b. Tom Myers, s (74) . . . . . .Syracuse
(choice from Baltimore through Oakland)
4a. Mike Crangle, de (85) . . . . . .Tennessee-Martin
4b. Joe Federspiel, lb (99) . . . . . .Kentucky
(choice acquired from Washington through L.A. Rams & Philadelphia)
4c. Mike Coleman, de (101) . . . . . .Knoxville College
(choice acquired from Kansas City)
5a. Bill Butler, rb (111) . . . . . .Kansas State
(choice acquired from Green Bay)
5b. Carl Johnson, t (112) . . . . . .Nebraska
5c. Bob Davies, s (126) . . . . . .South Carolina
(choice acquired from Baltimore)
6a. Wayne Dorton, g (137) . . . . . .Arkansas State
6b. Curt Watson, rb (150) . . . . . .Tennessee
(choice acquired from Oakland)
7. Ernie Jackson, cb (164) . . . . . .Duke
8. Ron Vinson, wr (189) . . . . . .Abilene Christian
9. Kent Bransletter, dt (216) . . . . . .Houston
10. Andy Kupp, g (241) . . . . . .Idaho
11. Paul Dongieux, lb (267) . . . . . .Mississippi
12. Steve Lockhart, te (293) . . . . . .Arkansas State
13. Cephus Weatherspoon, wr (320) . . . . . .Fort Lewis
14. Steve Barrios, wr (345) . . . . . .Tulane
15. Rusty Lachaussee, qb (372) . . . . . .Tulane
16. Joe Balthrop, g (397) . . . . . .Tennessee
17. Dick Graham, wr (424) . . . . . .Oklahoma State

1973 Draft

Held January 30-31, 1973

1. traded to Baltimore
2a. Derland Moore, de (29) . . . . . .Oklahoma
2b. Steve Baumgartner, de (51) . . . . . .Purdue
(choice acquired from Washington through N.Y. Jets)
3a. traded to Washington
3b. Pete Van Valkenburg, rb (66) . . . . . .Brigham Young
(choice acquired from N.Y. Jets)
4a. traded to Detroit
4b. Jim Merlo, lb (86) . . . . . .Stanford
(choice acquired from Baltimore)
5. traded to Denver
6a. traded to Washington
6b. Marty Shuford, rb (134) . . . . . .Arizona
(choice from New England)
7. Billy Cahill, s (158) . . . . . .Washington
8a. Bob Peterson, g (185) . . . . . .Utah
8b. Doug Winslow, wr (207) . . . . . .Drake
(choice acquired from Washington)
9. Mike Fink, cb (210) . . . . . .Missouri
10. Jeff Horsley, rb (237) . . . . . .North Carolina Central
11. James Owens, rb (262) . . . . . .Auburn
12. Paul Orndorff, te (289) . . . . . .Tampa
13. Richard Watkins, dt (314) . . . . . .Weber State
14. Paul Fersen, t (341) . . . . . .Georgia
15. Mike Evenson, c (366) . . . . . .North Dakota State
16. Howard Stevens, rb (392) . . . . . .Louisville
17. Bobby Garner, te (418) . . . . . .Winston-Salem State

1974 Draft

Held January 29-30, 1974

1. Rick Middleton, lb (13) . . . . . .Ohio State
(swapped #1 choices from Detroit)
2. Paul Seal, te (36) . . . . . .Michigan
3. traded to Cincinnati
4a. traded to Minnesota
4b. Rod McNeil, rb (88) . . . . . .Southern California
(choice acquired from San Francisco)
5a. Joel Parker, wr (113) . . . . . .Florida
(choice acquired from San Francisco)
5b. traded to Cincinnati
5c. Terry Schmidt, cb (121) . . . . . .Ball State
(choice acquired from Atlanta)
6. traded to Detroit
7. traded to Miami

8a. traded to N.Y. Jets
8b. Alvin Maxson, rb (201) . . . . . .Southern Methodist
(choice acquired from Oakland)
9. Phil LaPorta, t (217) . . . . . .Penn State
10a. Frosty Anderson, wr (235) . . . . . .Nebraska
(choice acquired from Houston)
10b. Tommy Thibodeaux, g (242) . . . . . .Tulane
11. Kent Merritt, wr (270) . . . . . .Virginia
12. James Buckmon, de (295) . . . . . .Pittsburgh
13. Mike Truax, lb (320) . . . . . .Tulane
14. Kent Marshall, s (348) . . . . . .Texas Christian
15. Larry Cipa, qb (373) . . . . . .Michigan
16. Don Coleman, lb (398) . . . . . .Michigan
17. Marvin Williams, wr (426) . . . . . .Western Illinois

1975 Draft

Held January 28-29, 1975

1a. Larry Burton, wr (7) . . . . . .Purdue
1b. Kurt Schumacher, g (12) . . . . . .Ohio State
(choice acquired from N.Y. Jets for Billy Newsome)
2. Lee Gross, c (32) . . . . . .Auburn
3a. Andrew Jones, rb (60) . . . . . .Washington State
3b. Elois Grooms, de (63) . . . . . .Tennessee Tech
(choice acquired from Detroit through Minnesota)
4a. traded to San Francisco
4b. John Starkebaum, s (92) . . . . . .Nebraska
(choice acquired from Philadelphia)
4c. Charles Hall, de (99) . . . . . .Tulane
(choice acquired from St. Louis)
5. traded to Chicago
6a. traded to Detroit
6b. Mike Lemon, lb (149) . . . . . .Kansas
(choice acquired from Buffalo)
7. Steve Rogers, rb (163) . . . . . .Louisiana State
8. traded to St. Louis
9. Mike Strachan, rb (216) . . . . . .Iowa State
10. Chuck Heater, rb (241) . . . . . .Michigan
11. Danny Lee, p (266) . . . . . .NE Louisiana
12. Ron Gustafson, wr (294) . . . . . .North Dakota State
13. Jim Upchurch, rb (319) . . . . . .Arizona
14. Randy Rhino, cb (343) . . . . . .Georgia Tech
15. Grant Burget, rb (372) . . . . . .Oklahoma
16. Mike McDonald, lb (397) . . . . . .Catawba
17. Greg Westbrooks, lb (422) . . . . . .Colorado

1976 Draft

Held April 8-9, 1976

1. Chuck Muncie, rb (3) . . . . . .California
2. Tony Galbreath, rb (32) . . . . . .Missouri
3a. traded to San Francisco
3b. Bob Simmons, t (77) . . . . . .Texas
(choice acquired from Washington through San Diego)
4. Tinker Owens, wr (95) . . . . . .Oklahoma
5. Scott Parrish, t (127) . . . . . .Utah State
6. Terry Stieve, g (160) . . . . . .Wisconsin
7a. traded to Miami
7b. Ed Bauer, g (201) . . . . . .Notre Dame
(choice acquired from Baltimore through Chicago & Oakland)
8. Craig Cassady, s (213) . . . . . .Ohio State
9. Warren Peiffer, dt (240) . . . . . .Iowa
10. Junior Hardin, lb (269) . . . . . .Eastern Kentucky
11. Greg Kokal, qb (294) . . . . . .Kent State
12. Milton Butts, t (323) . . . . . .North Carolina State
13. Kenny Downing, s (350) . . . . . .Missouri
14. Rich Hucke, de (379) . . . . . .Western Montana
15. Steve Seminoff, dt (406) . . . . . .Wichita State
16. Gene Jones, t (435) . . . . . .Bowling Green
17. Scott MacDonald, te (462) . . . . . .West Virginia

1977 Draft

Held May 3-4, 1977

1. Joe Campbell, de (7) . . . . . .Maryland
2. Mike Fultz, dt (34) . . . . . .Nebraska
3. Robert Watts, lb (64) . . . . . .Boston College
4. traded to L.A. Rams for LB Ken Bordelon
5a. Dave Lafary, t (118) . . . . . .Purdue
5b. Dave Hubbard, t (136) . . . . . .Brigham Young
(choice acquired from Baltimore)
6a. Cliff Parsley, p (147) . . . . . .Oklahoma State
6b. Tom Schick, g (162) . . . . . .Maryland
(choice acquired from L.A. Rams)
7. Greg Boykin, rb (174) . . . . . .Northwestern
8. Jimmy Stewart, s (201) . . . . . .Tulsa
9. Dave Knowles, t (231) . . . . . .Indiana
10. Rafael Septien, k (258) . . . . . .SW Louisiana
11. John Blain, t (285) . . . . . .San Jose State
12. Oakley Dalton, dt (315) . . . . . .Jackson State

1978 Draft

Held May 2-3, 1978

1. Wes Chandler, wr (3) . . . . . .Florida
2. James Taylor, t (33) . . . . . .Missouri
3. Barry Bennett, dt (60) . . . . . .Concordia (Minn.)
4. Don Schwartz, s (87) . . . . . .Washington State
5. Eric Felton, cb (115) . . . . . .Texas Tech
6a. Mike Rieker, qb (141) . . . . . .Lehigh
6b. Francis Chesley, lb (157) . . . . . .Wyoming
(choice acquired from Washington through Houston)
7. traded to N.Y. Jets for de Richard Neal
8. Brooks Williams, te (199) . . . . . .North Carolina
9. Richard Carter, cb (226) . . . . . .North Carolina State
10. traded to N.Y. Giants for lb Pat Hughes
11a. Nathan Besaint, dt (283) . . . . . .Southern
11b. David Riley, rb (285) . . . . . .West Virginia
(choice acquired from Seattle)
12. Larry Hardy, te (309) . . . . . .Jackson State

1979 Draft

Held May 3-4, 1979

1. Russell Erxleben, k-p (11) . . . . . .Texas
2. Reggie Mathis, lb (38) . . . . . .Oklahoma
3. traded to Miami as compensation for signing de Don Reese
4. Jim Kovach, lb (93) . . . . . .Kentucky
5. Harlan Huckleby, rb (120) . . . . . .Michigan
6. Ricky Ray, cb (146) . . . . . .Norfolk State
7. Stan Sytsma, lb (176) . . . . . .Minnesota
8. Doug Panfil, g (202) . . . . . .Tulsa
9. traded to Kansas City for dt Keith Simons
10. traded to Oakland for lb Floyd Rice
11. David Hall, wr (285) . . . . . .Missouri-Rolla
12. Kelsey Finch, rb (311) . . . . . .Tennessee

1980 Draft

Held April 29-30, 1980

1. Stan Brock, t (12) . . . . . .Colorado
2. David Waymer, cb (41) . . . . . .Notre Dame
3. traded to Minnesota for T Steve Riley
4. Mike Jolly, cb (96) . . . . . .Michigan
5. traded to Minnesota for T Steve Riley
6. Lester Boyd, lb (150) . . . . . .Kentucky
7. Mike Morucci, rb (177) . . . . . .Bloomsburg State
8. Chuck Evans, lb (206) . . . . . .Stanford
9. Frank Mordica, rb (233) . . . . . .Vanderbilt
10. Tanya Webb, de (262) . . . . . .Michigan State
11. George Woodard, rb (289) . . . . . .Texas A&M
12. Kiser Lewis, lb (318) . . . . . .Florida A&M

NFL DRAFT HISTORY

1981 Draft

Held April 28-29, 1981

1. George Rogers, rb (1) . . . . . .South Carolina
1. Dave Wilson, qb . . . . . .Illinois
(Supplemental '81 draft choice)
2a. Russell Gary, s (29) . . . . . .Nebraska
2b. Rickey Jackson, lb (51) . . . . . .Pittsburgh
(choice acquired from San Diego)
3a. Frank Warren, de (57) . . . . . .Auburn
3b. Hoby Brenner, te (71) . . . . . .Southern California
(choice acquired from Minnesota)
4. traded to Miami for qb Guy Benjamin
5a. Louis Oubre, g (112) . . . . . .Oklahoma
5b. Jerry Boyarsky, nt (128) . . . . . .Pittsburgh
(choice acquired from Minnesota)
6a. Nat Hudson, g (139) . . . . . .Georgia
6b. Johnnie Poe, cb (144) . . . . . .Missouri
(choice acquired from Tampa Bay)
6c. Glen Redd, lb (166) . . . . . .Brigham Young
(choice acquired from Oakland)
7. Kevin Williams, wr (167) . . . . . .Southern California
8a. traded to New England for g Sam Adams
8b. Gene Gladys, lb (214) . . . . . .Penn State
(choice acquired from Buffalo)
8c. Kevin Evans, s (215) . . . . . .Arkansas
(choice acquired from San Diego)
9. Toussaint Tyler, rb (222) . . . . . .Washington
10. Hokie Gajan, rb (249) . . . . . .Louisiana State
11. Lester Mickens, wr (277) . . . . . .Kansas
12. Jim Wilks, dt (305) . . . . . .San Diego State

1982 Draft

Held April 27-28, 1982

1a. choice exercised in 1981 supplemental draft for qb Dave Wilson
1b. Lindsay Scott, wr (13) . . . . . .Georgia
(choice acquired from Green Bay through San Diego)
2. Brad Edelman, c (30) . . . . . .Missouri
3a. Rodney Lewis, cb (58) . . . . . .Nebraska
3b. Eugene Goodlow, wr (66) . . . . . .Kansas State
(choice acquired from Minnesota)
3c. Kenny Duckett, wr (68) . . . . . .Wake Forest
(choice acquired from Washington)
3d. John Krimm, s (76) . . . . . .Notre Dame
(choice acquired from San Diego)
4. Morten Andersen, k (86) . . . . . .Michigan State
5. Tony Elliott, nt (114) . . . . . .North Texas State
6. Marvin Lewis, rb (142) . . . . . .Tulane
7. traded to Miami for qb Guy Benjamin
8a. Chuck Slaughter, t (198) . . . . . .South Carolina
8b. traded to Washington
9. traded to Washington
10. traded to Washington
11. traded to Washington
12. traded to Washington

1983 Draft

Held April 26-27, 1983

1. traded to Green Bay for de Bruce Clark
2. Steve Korte, g (38) . . . . . .Arkansas
3a. John Tice, te (85) . . . . . .Maryland
3b. Cliff Austin, rb (66) . . . . . .Clemson
(choice acquired from Buffalo through St. Louis)
4. Gary Lewis, dt (98) . . . . . .Oklahoma State
5. traded to Denver
6. traded to Cincinnati for te Don Bass
7. traded to Kansas City for lb Whitney Paul
8. David Greenwood, s (206) . . . . . .Wisconsin
9. traded to New England
10. traded to New England
11. traded to New England
12 traded to New England

1984 Draft

Held May 1-2, 1984

1. traded to N.Y. Jets for qb Richard Todd
2. James Geathers, dt (42) . . . . . .Wichita State
3a. Terry Hoage, s (68) . . . . . .Georgia
(choice acquired from Buffalo)
3b. Tyrone Anthony, rb (69) . . . . . .North Carolina
4a. traded to Denver for g Kelvin Clark
4b. Joel Hilgenberg, c (97) . . . . . .Iowa
(choice acquired from New England)
5. Jitter Fields, cb (123) . . . . . .Texas
6. Don Thorp, nt (156) . . . . . .Illinois
7. traded to L.A. Raiders for past consideration
8. Clemon Terrell, rb (210) . . . . . .Southern Mississippi
9. Brian Hansen, p (237) . . . . . .Sioux Falls College
10. Paul David Gray, lb (264) . . . . . .Western Kentucky
11. Michel Bourgeau, de (291) . . . . . .Boise State
12. Byron Nelson, t (324) . . . . . .Arizona

1984 USFL Supplemental Draft

Held June 5, 1984

A supplemental draft was held for those players who had been eligible to be drafted by NFL teams, but who hadn't been drafted due to contracts with other professional leagues (USFL or CFL). The draft gave NFL teams the league rights to the players if they ever became free agents (through May 1, 1988).

1. Vaughan Johnson, lb (15) . . . . .North Carolina State
(Jacksonville Bulls)
2. Mel Gray, rb (42) . . . . . .Purdue
(Los Angeles Express)
3. Steve Bearden, lb (69) . . . . . .Vanderbilt
(Memphis Showboats)

1985 Draft

Held April 30-May 1, 1985

1a. traded to Houston for RB Earl Campbell
1b. Alvin Toles, lb (24) . . . . . .Tennessee
(choice acquired from Washington)
2. Daren Gilbert, t (38) . . . . . .Cal State-Fullerton
3. Jack Del Rio, lb (68) . . . . . .Southern California
4. Billy Allen, s (95) . . . . . .Florida State
5. traded to Washington
6. traded to Atlanta for TE Junior Miller
7. Eric Martin, wr (179) . . . . . .Louisiana State
8. Joe Kohlbrand, lb (206) . . . . . .Miami (Fla.)
9. Earl Johnson, cb (236) . . . . . .South Carolina
10. traded to Washington
11. traded to Washington
12. Treg Songy, s (320) . . . . . .Tulane

1986 Draft

Held April 29-30, 1986

1a. traded to Indianapolis
1b. Jim Dombrowski, t (6) . . . . . .Virginia
(choice acquired from Indianapolis)
(swapped 1st-round picks with Indianapolis)
2. Dalton Hilliard, rb (31) . . . . . .Louisiana State
3a. Rueben Mayes, rb (57) . . . . . .Washington State
(choice acquired from Tampa Bay)
3b. Pat Swilling, lb (60) . . . . . .Georgia Tech
(choice acquired from Indianapolis)
3c. Barry Word, rb (62) . . . . . .Virginia
4. Kelvin Edwards, wr (88) . . . . . .Liberty Baptist
5. Reggie Sutton, cb (115) . . . . . .Miami (Fla.)
6. Robert Thompson, wr (142) . . . . . .Youngstown State
7. Gill Fenerty, rb (173) . . . . . .Holy Cross
8. Filipo Mokofisi, lb (200) . . . . . .Utah
9. Merlon Jones, lb (226) . . . . . .Florida A&M
10. Jonathan Dumbauld, de (253) . . . . . .Kentucky

11. Patrick Swoopes, nt (284) . . . . . .Mississippi State
12. Sebastian Brown, wr (311) . . . . . .Bethune-Cookman

1987 Draft

Held April 28-29, 1987

1. Shawn Knight, de (11) . . . . . .Brigham Young
2. Lonzell Hill, wr (40) . . . . . .Washington
3. Michael Adams, cb (67) . . . . . .Arkansas State
4. Steve Trapilo, g (96) . . . . . .Boston College
5. Milton Mack, cb (123) . . . . . .Alcorn State
6. Thomas Henley, wr (152) . . . . . .Stanford
7. Gene Atkins, s (179) . . . . . .Florida A&M
8. Toi Cook, cb (207) . . . . . .Stanford
9. Scott Leach, lb (234) . . . . . .Ohio State
10. Robert Clark, wr (263) . . . . . .North Carolina Central
11. Arthur Wells, te (290) . . . . . .Grambling State
12. Tyrone Sorrells, g (319) . . . . . .Georgia Tech

1988 Draft

Held April 24-25, 1988

1. Craig Heyward, fb (24) . . . . . .Pittsburgh
2. Brett Perriman, wr (52) . . . . . .Miami (Fla.)

3a. traded to Denver

3b. Tony Stephens, nt (81) . . . . . .Clemson
(choice acquired from Denver)

4. Lydell Carr, fb (106) . . . . . .Oklahoma

5a. Greg Scales, te (112) . . . . . .Wake Forest
(from Kansas City for LB Jack Del Rio)

5b. Keith Taylor, cb (134) . . . . . .Illinois
6. Bob Sims, g (162) . . . . . .Florida
7. Brian Forde, lb (190) . . . . . .Washington State
8. Glenn Derby, t (218) . . . . . .Wisconsin
9. Clarence Nunn, cb (246) . . . . . .San Diego State

10a. Todd Santos, qb (274) . . . . . .San Diego State

10b. Vincent Fizer, lb (276) . . . . . .Southern
(choice acquired from Denver)

11. Gary Couch, wr (302) . . . . . .Minnesota
12. Paul Jurgensen, lb (330) . . . . . .Georgia Tech

1989 Draft

Held April 23-24, 1989

1. Wayne Martin, de (19) . . . . . .Arkansas
2. Robert Massey, cb (46) . . . . .North Carolina Central
3. Kim Phillips, cb (79) . . . . . .North Texas State
4. Michael Mayes, cb (106) . . . . . .Louisiana State
5. Kevin Haverdink, t (133) . . . . . .Western Michigan
6. Floyd Turner, wr (159) . . . .Northwestern State (La.)
7. David Griggs, lb (186) . . . . . .Virginia
8. Fred Hadley, wr (213) . . . . . .Mississippi State
9. Jerry Leggett, lb (246) . . . . . .Cal State-Fullerton
10. Joe Henderson, rb (273) . . . . . .Iowa State
11. Calvin Nicholson, cb (300) . . . . . .Oregon State
12. Michael Cadore, wr (327) . . . . . .Eastern Kentucky

1990 Draft

Held April 22-23, 1990

1. Renaldo Turnbull, de (14) . . . . . .West Virginia
2. Vince Buck, cb (44) . . . . . .Central State (Ohio)
3. Joel Smeenge, de (71) . . . . . .Western Michigan
4. DeMond Winston, lb (98) . . . . . .Vanderbilt
5. Charles Arbuckle, te (125) . . . . . .UCLA

6a. Mike Buck, qb (156) . . . . . .Maine

6b. James Williams, lb (158) . . . . . .Mississippi State
(choice acquired from Minnesota through Dallas and L.A. Raiders)

7. Scott Hough, g/t (183) . . . . . .Maine

8a. Gerry Gdowski, qb (207) . . . . . .Nebraska
(choice acquired from L.A. Raiders)

8b. Derrick Carr, de (210) . . . . . .Bowling Green

9a. Broderick Graves, rb (233) . . . .Winston-Salem State
(choice acquired from L.A. Raiders)

9b. Lonnie Brockman, lb (236) . . . . . .West Virginia

10a. Gary Cooper, wr (260) . . . . . .Clemson
(choice acquired from L.A. Raiders)

10b. Ernest Spears, s (267) . . . . . .Southern California

11a. Webbie Burnett, nt (287) . . . . . .Western Kentucky
(choice acquired from L.A. Raiders)

11b. traded to Philadelphia for RB Bobby Morse

12. Chris Port, t (320) . . . . . .Duke

1991 Draft

Held April 21-22, 1991

1. traded to Dallas for QB Steve Walsh
2. Wesley Carroll, wr (42) . . . . . .Miami (Fla.)
3. traded to Dallas for QB Steve Walsh
4. traded to L.A. Raiders for #6, 8, 9, 10, 11 in 1990
5. Reggie Jones, cb (126) . . . . . .Memphis State
6. Fred McAfee, rb (154) . . . . . .Mississippi College
7. Hayward Haynes, g (182) . . . . . .Florida State
8. Frank Wainright, te (210) . . . . . .Northern Colorado
9. Anthony Wallace, rb (237) . . . . . .California
10. traded to Tampa Bay for DT Robert Goff
11. Scott Ross, lb (293) . . . . . .Southern California
12. Mark Drabczak, g (321) . . . . . .Minnesota

1992 Draft

Held April 26-27, 1992

1. Vaughn Dunbar, rb (21) . . . . . .Indiana
2. traded to Dallas for QB Steve Walsh

3a. Tyrone Legette, cb (72) . . . . . .Nebraska
(choice aquired from L.A. Raiders through Tampa Bay)

3b. traded to Tampa Bay

4a. Gene McGuire, c (95) . . . . . .Notre Dame
(choice acquired from Seattle for RB Rueben Mayes)

4b. Sean Lumpkin, s (106) . . . . . .Minnesota

5a. traded to Houston for RB Allen Pinkett

5b. Torrance Small, wr (138) . . . . . .Alcorn State
(choice acquired from Detroit for WR Brett Perriman)

6. Kary Vincent, cb (164) . . . . . .Texas A&M
7. traded to L.A. Raiders for S Vencie Glenn
8. Robert Stewart, nt (218) . . . . . .Alabama
9. Donald Jones, lb (245) . . . . . .Washington
10. Marcus Dowdell, wr (276) . . . . . .Tennessee State
11. Mike Gisler, g (303) . . . . . .Houston
12. Scott Adell, t (330) . . . . . .North Carolina State

1993 Draft

Held April 25-26, 1993

1a. William Roaf, t (8) . . . . . .Louisiana Tech
(choice acquired from Detroit for LB Pat Swilling)

1b. Irv Smith, te (20) . . . . . .Notre Dame
(choice acquired from Phoenix through San Francisco in exchange of first-round picks)

2. Reggie Freeman, lb (53) . . . . . .Florida State
3. traded to San Francisco as part of exchange of first-round picks

4a. Lorenzo Neal, fb (89) . . . . . .Fresno State
(choice acquired from Detroit for LB Pat Swilling)

4b. Derek Brown, rb (109) . . . . . .Nebraska
5. Tyrone Hughes, cb (137) . . . . . .Nebraska
6. Ronnie Dixon, nt (165) . . . . . .Cincinnati
7. Othello Henderson, s (193) . . . . . .UCLA
8. Jon Kirksey, nt (221) . . . . . .Cal State- Sacramento

NFL DRAFT HISTORY

1994 Draft

Held April 24-25, 1994

1a. traded to N.Y Jets (12)
(swapped 1st-round picks with N.Y. Jets)
1b. Joe Johnson, de (13) . . . . . .Louisville
(choice acquired from N.Y. Jets)
2. Mario Bates, rb (44) . . . . . .Arizona State
3. Winfred Tubbs, lb (79) . . . . . .Texas
4. Doug Nussmeier, qb (116) . . . . . .Idaho
5a. Herman Carroll, de (142) . . . . . .Mississippi State
5b. Craig Novitsky, g (143) . . . . . .UCLA
(choice acquired from N.Y. Jets in above trade)
6. Derrell Mitchell, wr (176) . . . . . .Texas Tech
7. Lance Lundberg, t (213) . . . . . .Nebraska

1995 Draft

Held April 22-23, 1995

1. Mark Fields, lb (13) . . . . . .Washington St.
2. Ray Zellars, fb (44) . . . . . .Notre Dame
3. Mike Verstegen, t (75) . . . . . .Wisconsin
4. Dameian Jeffries, de (108) . . . . . .Alabama
5. William Strong, cb (148) . . . . . .North Carolina St.
6. Lee DeRamus, wr (184) . . . . . .Wisconsin
7a. traded to Rams for QB Jim Everett
7b. Travis Davis, s (242) . . . . . .Notre Dame
(Compensatory)

1996 Draft

Held April 20-21, 1996

1. Alex Molden, cb (11) . . . . . .Oregon
2. Je'Rod Cherry, cb (40) . . . . . .California
3. Brady Smith, de (70) . . . . . .Colorado St.
4. Ricky Whittle, rb (103) . . . . . .Oregon
5a. Mercury Hayes, wr (136) . . . . . .Michigan
(from Baltimore for CB Reginald Jones)
5b. Tom Ackerman, g (145) . . . . . .Eastern Washington
5c. Terry Guess, wr (165) . . . . . .Gardner-Webb
(Compensatory)
6a. Keno Hills, t (179) . . . . . .Southwestern Louisiana
6b. Toderick Malone, wr (204) . . . . . .Alabama
(Compensatory)
7a. traded to Oakland for DT Willie Broughton
7b. Henry Lusk, te (246) . . . . . .Utah
(Compensatory)

1997 Draft

Held April 19-20, 1997

1a. traded to Oakland for #10, #39, #107, WR Daryl Hobbs (2)
1b. Chris Naeole, g (10) . . . . . .Colorado
(choice acquired from Oakland for #2, #166)
2a. Rob Kelly, s (33) . . . . . .Ohio St.
2b. Jared Tomich, de (39) . . . . . .Nebraska
(choice acquired from Oakland for #2, #166)
3. Troy Davis, rb (62) . . . . . .Iowa St.
4a. Danny Wuerffel, qb (99) . . . . . .Florida
4b. traded to Houston for #116, #165 (from Oakland for #2, #166)
4c. Keith Poole, wr (116) . . . . . .Arizona St.
(choice acquired from Kansas City through Houston)
5. traded to Washington for QB Heath Shuler (132)
6a. Nicky Savoie, te (165) . . . . . .Louisiana State
(from Atlanta through Houston)
6b. Traded to Oakland for #10, #39, #107, WR Daryl Hobbs (166)
7. Traded to Oakland for DT Austin Robbins (203)

1998 Draft

Held April 18-19, 1998

1. Kyle Turley, t (7) . . . . . .San Diego St.
2. Cameron Cleeland, te (40) . . . . . .Washington
3. traded to Washington for QB Heath Shuler (69)
4a. Fred Weary, cb (97) . . . . . .Florida
(choice acquired from Oakland for CB Eric Allen)
4b. Julian Pittman, de (99) . . . . . .Florida St.
5. Wilmont Perry, rb (132) . . . . . .Livingstone
6. Chris Bordano, lb (161) . . . . . .SMU
7a. traded to Carolina for S Chad Cota (196)
7b. Andy McCullough, wr (204) . . . . . .Tennessee
(choice acquired from Seattle for WR Daryl Hobbs)
7c. Ron Warner, lb (239) . . . . . .Kansas
(Compensatory)

1999 Draft

Held April 17-18, 1999

1a. Ricky Williams, rb (5) . . . . . .Texas
(choice acquired from Washington for 1st (12), 3rd (71), 4th (107), 5th (144), 6th (179) & 7th (218) round draft choices and 1st & 3rd in 2000 NFL Draft
1b. traded to Washington Redskins (12)
2. traded to St. Louis Rams for WR Eddie Kennison (41)
3. traded to Washington Redskins (71)
4. traded to Washington Redskins (107)
5. traded to Washington Redskins (144)
6. traded to Washington Redskins (179)
7. traded to Washington Redskins (218)

2000 Draft

Held April 15-16, 2000

1. Traded to Washington for #5 in 1999 (2)
2. Darren Howard, de (33) . . . . . .Kansas State
3. Traded to Washington for #5 in 1999 (64)
4. Terrelle Smith, fb (96) . . . . . .Arizona State
5a. Tutan Reyes, t (131) . . . . . .Mississippi
5b. From Chicago for WR Eddie Kennison to Indianapolis for #158 & #195
5c. Austin Wheatley te (158) . . . . . .Iowa
(choice acquired from Indianapolis with #195 for #138)
5d. Chad Morton, rb (166) . . . . . .Southern California
(Compensatory)
6a. Marc Bulger, qb (168) . . . . . .West Virginia
6b. Michael Hawthorne, cb (195) . . . . . .Purdue
(choice acquired from Indianapolis with #158 for #138)
6c. Sherrod Gideon wr (200) . . . . .Southern Mississippi
(Compensatory)
7a. traded to Kansas City in exchange for defensive coordinator Ron Zook (208)
7b. Kevin Houser, fb (228) . . . . . .Ohio State
(choice acquired from Kansas City along with defensive coordinator Ron Zook for #208)

2001 Draft

Held April 21-22, 2001

1. Deuce McAllister, rb (23) . . . . . .Mississippi
2. traded to Dallas for #70 & #81
3. traded to Green Bay for qb Aaron Brooks and te Lamont Hall
3a. Sedrick Hodge, lb (70) . . . . . .North Carolina
(choice acquired from Dallas)
3b. Kenny Smith, dt (81) . . . . . .Alabama
(choice acquired from Indianapolis through Dallas)
4. Moran Norris, fb (115) . . . . . .Kansas
5. Onome Ojo, wr (153) . . . . . .Cal-Davis
6. Mitch White, t (185) . . . . . .Oregon State
7. Ennis Davis, dt (221) . . . . . .Southern California

2002 Draft

Held April 20-21, 2002

1a. Donté Stallworth, wr (13) . . . . . .Tennessee
1b. Charles Grant, de (25) . . . . . .Georgia
(choice acquired from Miami with #125 for RB Ricky Williams & #114)
2. LeCharles Bentley, c (44) . . . . . .Ohio State
3. James Allen, lb (82) . . . . . .Oregon State
4. Keyuo Craver, cb (125) . . . . . .Nebraska
(choice acquired from Miami)
5. Mel Mitchell, s (150) . . . . . .Western Kentucky
6a. J.T. O'Sullivan, qb (186) . . . . . .Cal-Davis
6b. John Gilmore, te (196) . . . . . .Penn State
(choice acquired from N.Y. Jets for RB Chad Morton)
7. Derrius Monroe, de (224) . . . . . .Virginia Tech

2003 Draft

Held April 26-27, 2003

1. Johnathan Sullivan, dt (6) . . . . . .Georgia
(choice acquired from Arizona for the Saints' two 1st round picks (#17 and #18). As part of the trade, the two clubs swapped second-round picks and the Saints received Arizona's fourth-round selection.)
2. Jon Stinchcomb, t (37) . . . . . .Georgia
(choice acquired from Arizona in exchange of second-round picks; Arizona received #54)
3a. (# 78, from Kansas City for T William Roaf) choice traded to New England for S Tebucky Jones, along with a seventh-round choice (239) and a fourth-round pick in 2004.
3b. Cie Grant, lb (86) . . . . . .Ohio State
4a. Montrae Holland, g (102)
(choice acquired from Arizona as part of trade of first-round picks)
4b. (#118), choice traded to Cincinnati for RB Curtis Keaton
5. Melvin Williams, de (155) . . . . . .Kansas State
6a. (#190), choice traded to Minnesota for QB Todd Bouman
6b. Kareem Kelly, wr (203) . . . . . .Southern California
(choice acquired from Seattle Seahawks, through Green Bay, for DT Norman Hand)
7a. Talman Gardner, wr (231) . . . . . .Florida State
7b. (#239, from Indianapolis for RB Ricky Williams), choice traded to New England for S Tebucky Jones.

2004 Draft

Held April 24-25, 2004

1. Will Smith, de (18) . . . . . .Ohio State
2a. (#48), choice traded to Minnesota in exchange for the Vikings' second-round pick (#50) and fifth-round pick (#151)
2b. Devery Henderson (50) . . . . . .Louisiana State
(choice acquired from Minnesota as part of swap of 2nd round picks)
2c. Courtney Watson (60) . . . . . .Notre Dame
(choice aquired from St. Louis for T Kyle Turley)
3. (#81), choice traded to Washington. The two clubs swapped 2004 fifth-round picks (the Saints' #151 for Washington's #139) and New Orleans recieved the Redskins' second-round pick in 2005.
4. (#113), choice traded to New England for S Tebucky Jones
5a. Rodney Leisle, dt (139) . . . . . .UCLA
(choice aquired from Washington.The two clubs swapped 2004 fifth-round picks (the Saints' #151 for Washington's #139) and New Orleans recieved the Redskins' second-round pick in 2005.)
5b. (#150), choice traded to Jacksonville for CB Jason Craft
5c. (#151) choice traded to Washington.The two clubs swapped 2004 fifth-round picks (the Saints' #151 for Washington's #139) and New Orleans recieved the Redskins' second-round pick in 2005.
5d. Mike Karney (156) . . . . . .Arizona State
(choice acquired from Dallas. The Saints sent their sixth- (#182) and seventh-round (#206) choices to the Cowboys for the fifth-round pick.)
6. (#182), choice traded to Dallas for fifth-round pick (#156)
7a. (#206), choice traded to Dallas Cowboys for fifth-round pick (#156). Pick originally acquired from Washington in 2003 trade of DT Martin Chase.
7b. (#206), choice traded to Miami in 2003 trade for LB Derrick Rodgers.
7c. Colby Bockwoldt (240) . . . . . .Brigham Young

2005 Draft

Held April 23-24, 2005

1. Jammal Brown, t (13) . . . . . .Oklahoma
(choice acquired from Houston. The Saints sent their first-round pick (18th overall) to Houston in exchange for the Texans' first-round choice (13th overall) and a third-round pick in 2006.
2a. Josh Bullocks, s (40) . . . . . .Nebraska
(choice acquired from Washington in 2004 draft day trade. New Orleans sent its third-round pick in 2004 to the Redskins for this second-round choice. The two clubs also swapped 2004 fifth-round choices in the trade.)
2b. (#51) (choice traded to Green Bay along with QB J.T. O'Sullivan in 10/4/04 trade for CB Mike McKenzie)
3. Alfred Fincher, lb (82) . . . . . .Connecticut
4. Chase Lyman, wr (118) . . . . . .California
5. Adrian McPherson, qb (152) . . . . . .Florida State
6. Jason Jefferson, dt (193) . . . . . .Wisconsin
7. Jimmy Verdon, de (232) . . . . . .Arizona State

2006 Draft

Held April 29-30, 2006

1. Reggie Bush, rb (2) . . . . . .Southern California
2a. (#34), choice traded to Cleveland for C Jeff Faine and the Browns' second-round pick (#43)
2b. Roman Harper, s (43) . . . . . .Alabama
3. (#66) (choice traded to Houston in 4/23/05 trade with Texans to move up from 18th to 13th overall and select T Jammal Brown)
4a. (#99) (choice traded to Philadelphia for Eagles' fourth-round pick (#108) and DT Hollis Thomas)
4b. Jahri Evans, g (108) . . . . . .Bloomsburg
5. Rob Ninkovich, de (135) . . . . . .Purdue
6a. Mike Hass, wr (171) . . . . . .Oregon State
6b. Josh Lay, cb (174) . . . . . .Pittsburgh
(choice acquired from Green Bay in 2005 trade for CB Mike McKenzie)
7a. Zach Strief, t (210) . . . . . .Northwestern
7b. Marques Colston, wr (252) . . . . . .Hofstra
(Compensatory Selection)

2007 Draft

Held April 28-29, 2007

1. Robert Meachem, wr (27) . . . . . .Tennessee
2a. (#58), Choice traded to Detroit for third-round pick (#66) and fifth-round pick (145th)
3a. Usama Young, cb (66) . . . . . .Kent State
3b. Andy Alleman, g (88) . . . . . .Akron
4a. Antonio Pittman, rb (107), choice from Houston . . . . . .Ohio State
4. (#123) Traded to Houston with fifth-round pick (#163) for fourth-round pick (#107)
4b. Jermon Bushrod, t (125) . . . . . .Towson
4. (#126) To Indianapolis as compensation for signing Restricted Free Agent cb Jason David

5. David Jones, cb (145) . . . . . .Wingate
5. (#163) Traded to Houston with fourth-round pick (#123) for fourth- round pick (#107)
6. (#199) Traded to the Miami Dolphins for k Olindo Mare
7. Marvin Mitchell, lb (220) . . . . . .Tennessee

2008 Draft

Held April 26-27, 2008

1. Sedrick Ellis, dt (7) . . . . . .Southern California
choice from New England
2. Tracy Porter, cb (40) . . . . . .Indiana
3. (#78) Traded to New England along with first-round pick (#10) for first-round pick (#7) and fifth-round pick (#164)
4. (#113) Traded to N.Y. Jets for lb Jonathan Vilma
5a. DeMario Pressley, dt (144) . . . .North Carolina State
choice from Detroit
5. (#146) Traded to Detroit along with seventh-round pick (#218) for fifth-round pick (#144)
5b. Carl Nicks, t/g (164) . . . . . .Nebraska
choice from New England
6. Taylor Mehlhaff, k (178) . . . . . .Wisconsin
7. Adrian Arrington, wr (237) . . . . . .Michigan
choice acquired from Green Bay in exchange for sixth-round pick in 2009 draft

2009 Draft

Held April 25-26, 2009

1. Malcolm Jenkins, cb (14) . . . . . .Ohio State
2. (#45) Traded to N.Y. Giants along with fifth-round pick (#152) in exchange for te Jeremy Shockey
3. (#76) Traded to N.Y. Jets along with 2008 fourth-round pick in exchange for lb Jonathan Vilma and 2009 fourth-round pick (#118)
4a. Chip Vaughn, s (116) . . . . . .Wake Forest
4b. Stanley Arnoux, lb (118) . . . . . .Wake Forest
choice from N.Y. Jets
5. (#151) Traded to N.Y. Giants
5. Thomas Morstead, p (164) . . . .Southern Methodist
choice from Philadelphia
6. (#184) Traded to Green Bay in exchange for 2008 seventh-round pick
7. (#222) Traded to Philadelphia along with fifth-round pick in 2010 draft in exchange for fifth-round pick (#164)

2010 Draft

Held April 22-24, 2010

1. Patrick Robinson, cb (32) . . . . . .Florida State
2. Charles Brown, t (64) . . . . . .Southern California
3. Jimmy Graham, te (95) . . . . . .Miami (Fla.)
4. Al Woods, dt (123) . . . . . .Louisiana State
choice from Arizona
5. Matt Tennant, c (158) . . . . . .Boston College
choice from Jacksonville (acquired in exchange for 2011 fourth-round pick)
5. (#163) Traded to Philadelphia
6. (#201) Traded to Arizona with #130 in exchange for #123
7. Sean Canfield, qb (239) . . . . . .Oregon State

2011 Draft

Held April 28-30, 2011

1a. Cameron Jordan, de (24) . . . . . .California
1b. Mark Ingram, rb (28) . . . . . .Alabama
choice from New England
2. (#56) Traded to New England
3a. Martez Wilson, lb (72) . . . . . .Illinois
choice from Washington
3b. Johnny Patrick, cb (88) . . . . . .Louisville
4. (#121) Traded to Jacksonville for 2010 fifth round pick (#158)
5. (#155) Traded to Washington with t Jammal Brown for Redkins' third round pick (#72)
6. (#189) Traded to New England in exchange for te David Thomas
7a. Greg Romeus, de (226) . . . . . .Pittsburgh
7b. Nate Bussey, lb (243) . . . . . .Illinois

2012 Draft

Held April 26-28, 2012

1. (#27) Traded to New England
3. Akiem Hicks, dt (89) . . . . . .Regina
4. Nick Toon, wr (122) . . . . . .Wisconsin
5. Corey White, cb (162) . . . . . .Samford
6. Andrew Tiller, g (179) . . . . . .Syracuse
choice from Miami
7. Marcel Jones, t (234) . . . . . .Nebraska

2013 Draft

Held April 25-27, 2013

1. Kenny Vaccaro, s (14) . . . . . .Texas
3a. Terron Armstead, t (75) . . . . . .Arkansas-Pine Bluff
3b. John Jenkins, dt (82) . . . . . .Georgia
(choice acquired from Miami in exchange for #106 from N.Y. Jets for RB Chris Ivory and #109)
4. (#109) Traded to Miami
5. Kenny Stills, wr (144) . . . . . .Oklahoma
6. Rufus Johnson, lb (183) . . . . . .Tarleton State
7. (#220) Traded to Seattle in exchange for lb Barrett Ruud

Draft Summary

In **47** college drafts, the Saints have selected **523** players.

(Player totals include QB Dave Wilson, selected in the 1981 Supplemental Draft; does not include players taken in 1984 USFL Supplemental Draft).

BY POSITION: 69 **RB**; 66 **WR**; 63 **LB**; 54 **CB**; 47 **DE**; 44 **G**; 40 **S**; 39 **T**; 30 **DT**; 28 **TE**; 18 **QB**; 10 **C**; 6 **P**; 5 **FB** and 4 **K**.

MOST BY COLLEGE: 17 – USC; **16 –** Nebraska; **12 –** Ohio State; **11 –** Notre Dame; **10 –** Oklahoma, Tennessee; **9 –** Florida State, Georgia, Louisiana State, Michigan; **8 –** Missouri, Tulane, Wisconsin; **7 –** Alabama, Florida, Mississippi, Pittsburgh; **6 –** Colorado, Kansas, Oregon State, San Diego State, Texas, Washington State, West Virginia; **5 –** Arizona State, Brigham Young, California, Houston, Miami (Fla.), Minnesota, Mississippi State, North Carolina State, Purdue, Southern, Tulsa, Virginia, Wake Forest, Washington; **4 –** Alcorn State, Arizona, Arkansas, Arkansas State, Boston College, Georgia Tech, Grambling State, Illinois, Iowa State, Kansas State, Kentucky, North Carolina, Northwestern, Oklahoma State, Penn State, South Carolina, Southern Methodist, Stanford, UCLA.

SAINTS IN PRIME TIME

Date	Score	Site	Attendance
	Monday Night Football (16-17)		
Sept. 25, 1972	**Kansas City 20, New Orleans 17 (ABC)**	**Tulane Stadium**	**70,793**
Sept. 24, 1973	Dallas 40, New Orleans 3 (ABC)	Texas Stadium	52,715
Nov. 25, 1974	**Pittsburgh 28, New Orleans 7 (ABC)**	**Tulane Stadium**	**71,907**
Dec. 3, 1979	**Oakland 42, New Orleans 35 (ABC)**	**Louisiana Superdome**	**65,541**
Nov. 24, 1980	**L.A. Rams 27, New Orleans 7 (ABC)**	**Louisiana Superdome**	**53,448**
Nov. 21, 1983	**N.Y. Jets 31, New Orleans 28 (ABC)**	**Louisiana Superdome**	**68,606**
Nov. 19, 1984	**New Orleans 27, Pittsburgh 24 (ABC)**	**Louisiana Superdome**	**66,005**
Oct. 3, 1988	**New Orleans 20, Dallas 17 (ABC)**	**Louisiana Superdome**	**68,474**
Nov. 6, 1989	San Francisco 31, New Orleans 13 (ABC)	Candlestick Park	60,667
Dec. 18, 1989	**New Orleans 30, Philadelphia 20 (ABC)**	**Louisiana Superdome**	**59,218**
Sept. 10, 1990	**San Francisco 13, New Orleans 12 (ABC)**	**Louisiana Superdome**	**68,629**
Dec. 31, 1990	**New Orleans 20, L.A. Rams 17 (ABC)**	**Louisiana Superdome**	**68,647**
Dec. 16, 1991	**New Orleans 27, L.A. Raiders 0 (ABC)**	**Louisiana Superdome**	**68,625**
Nov. 23, 1992	**New Orleans 20, Washington 3 (ABC)**	**Louisiana Superdome**	**68,591**
Nov. 22, 1993	San Francisco 42, New Orleans 7 (ABC)	Candlestick Park	66,500
Dec. 20, 1993	**N.Y. Giants 24, New Orleans 14 (ABC)**	**Louisiana Superdome**	**69,036**
Nov. 28, 1994	**San Francisco 35, New Orleans 14 (ABC)**	**Louisiana Superdome**	**61,304**
Dec. 19, 1994	**Dallas 24, New Orleans 16 (ABC)**	**Louisiana Superdome**	**67,323**
Dec. 17, 2001	**St. Louis 34, New Orleans 21 (ABC)**	**Louisiana Superdome**	**70,332**
Sept. 19, 2005*	**N.Y. Giants 27, New Orleans 10 (ABC/ESPN)**	**Giants Stadium**	**68,031**
Dec. 12, 2005	Atlanta 36, New Orleans 17 (ABC)	Georgia Dome	70,083
Sept. 25, 2006	**New Orleans 23, Atlanta 3 (ESPN)**	**Louisiana Superdome**	**70,003**
Sept. 24, 2007	**Tennessee 31, New Orleans 14 (ESPN)**	**Louisiana Superdome**	**70,002**
Dec. 10, 2007	New Orleans 34, Atlanta 14 (ESPN)	Georgia Dome	69,553
Oct. 6, 2008	**Minnesota 30, New Orleans 27 (ESPN)**	**Louisiana Superdome**	**70,015**
Nov. 24, 2008	**New Orleans 51, Green Bay 29 (ESPN)**	**Louisiana Superdome**	**70,668**
Nov. 2, 2009	**New Orleans 35, Atlanta 27 (ESPN)**	**Louisiana Superdome**	**70,088**
Nov. 30, 2009	**New Orleans 38, New England 17 (ESPN)**	**Louisiana Superdome**	**70,768**
Sept. 20, 2010	New Orleans 25, San Francisco 22 (ESPN)	Candlestick Park	69,732
Dec. 27, 2010	New Orleans 17, Atlanta 14 (ESPN)	Georgia Dome	70,144
Nov. 28, 2011	**New Orleans 49, New York Giants 24 (ESPN)**	**Mercedes-Benz Superdome**	**73,068**
Dec. 26, 2011	**New Orleans 45, Atlanta 16 (ESPN)**	**Mercedes-Benz Superdome**	**73,085**
Nov. 5, 2012	**New Orleans 28, Philadelphia 13 (ESPN)**	**Mercedes-Benz Superdome**	**73,099**

**– Game originally scheduled for Sept. 18, broadcast by both ABC and ESPN*

	Sunday Night (15-13)		
Oct. 21, 1984	Dallas 30, New Orleans 27 OT (ABC)	Texas Stadium	50,966
Nov. 27, 1988	**N.Y. Giants 13, New Orleans 12 (ESPN)**	**Louisiana Superdome**	**66,526**
Nov. 26, 1989	**L.A. Rams 20, New Orleans 17 OT (ESPN)**	**Louisiana Superdome**	**64,274**
Sept. 15, 1991	**New Orleans 24, L.A. Rams 7 (TNT)**	**Louisiana Superdome**	**68,583**
Nov. 24, 1991	**Atlanta 23, New Orleans 20 OT (ESPN)**	**Louisiana Superdome**	**68,591**
Sep. 27, 1992	**San Francisco 16, New Orleans 10 (TNT)**	**Louisiana Superdome**	**68,591**
Oct. 11, 1992	**New Orleans 13, L.A. Rams 10 (TNT)**	**Louisiana Superdome**	**68,591**
Sept. 5, 1993	**New Orleans 33, Houston 21 (TNT)**	**Louisiana Superdome**	**69,029**
Dec. 11, 1994	New Orleans 29, Atlanta 20 (ESPN)	Georgia Dome	61,307
Nov. 26, 1995	**New Orleans 34, Carolina 26 (ESPN)**	**Louisiana Superdome**	**39,580**
Nov. 3, 1996	**San Francisco 24, New Orleans 17 (ESPN)**	**Louisiana Superdome**	**53,297**
Oct. 5, 1997	New Orleans 20, Chicago 17 (TNT)	Soldier Field	58,865
Nov. 22, 1998	San Francisco 31, New Orleans 20 (ESPN)	3Com Park	68,429
Nov. 21, 1999	Jacksonville 41, New Orleans 23 (ESPN)	ALLTEL Stadium	69,772
Nov. 4, 2001	**N.Y. Jets 16, New Orleans 9 (ESPN)**	**Louisiana Superdome**	**70,020**
Dec. 30, 2001	**Washington 40, New Orleans 10 (ESPN)**	**Louisiana Superdome**	**70,020**
Dec. 1, 2002	**New Orleans 23, Tampa Bay 20 (ESPN)**	**Louisiana Superdome**	**68,226**
Sept. 28, 2003	**Indianapolis 55, New Orleans 21 (ESPN)**	**Louisiana Superdome**	**70,020**
Dec. 14, 2003	**New Orleans 45, N.Y. Giants 7 (ESPN)**	**Louisiana Superdome**	**68,399**
Oct. 17, 2004	**Minnesota 38, New Orleans 31 (ESPN)**	**Louisiana Superdome**	**64,900**
Nov. 27, 2005	New Orleans 21, N.Y. Jets 19 (ESPN)	Giants Stadium	77,152
Dec. 10, 2006	New Orleans 42, Dallas 17 (NBC)	Texas Stadium	63,722
Oct. 14, 2007	New Orleans 28, Seattle 17 (NBC)	Qwest Field	68,296
Oct. 31, 2010	**New Orleans 20, Pittsburgh 10 (NBC)**	**Louisiana Superdome**	**70,011**
Oct. 23, 2011	**New Orleans 62, Indianapolis 7 (NBC)**	**Mercedes-Benz Superdome**	**73,012**
Dec. 4, 2011	**New Orleans 31, Detroit 17 (NBC)**	**Mercedes-Benz Superdome**	**73,042**
Oct. 7, 2012	**New Orleans 31, San Diego 24 (NBC)**	**Mercedes-Benz Superdome**	**73,109**
Oct. 28, 2012	Denver 34, New Orleans 14 (NBC)	Sports Authority Fld. at Mile High	76,832

	Thursday (3-3)		
Dec. 3, 1992	**New Orleans 22, Atlanta 14 (ESPN)**	**Louisiana Superdome**	**68,591**
Sept. 14, 2007	Indianapolis 41, New Orleans 10 (NBC)	RCA Dome	57,361
Dec. 11, 2008	Chicago 27, New Orleans 24 OT (NFL Network)	Soldier Field	61,692
Sept. 9, 2010	**New Orleans 14, Minnesota 9 (NBC)**	**Louisiana Superdome**	**70,051**
Sept. 8, 2011	Green Bay 42, New Orleans 34 (NBC)	Lambeau Field	70,555
Nov. 29, 2012	Atlanta 23, New Orleans 13 (NFL Network)	Georgia Dome	70,514

	Saturday Night (0-1)		
Dec. 19, 2009	**Dallas 24, New Orleans 17 (NFL Network)**	**Louisiana Superdome**	**70,213**

Home games in **bold**

Record in Prime Time: 33-35 (ABC 6-15; ESPN 16-12; ESPN/ABC 0-1;TNT 4-1; NBC 7-3; NFL Network 0-3)

EXTRAPOINTS

SaintsHallofFame

The Saints Hall of Fame Museum, located at the Mercedes-Benz Superdome, is dedicated to preserving the history of the New Orleans Saints and honoring deserving Saints players, coaches, and administrators. Memorabilia and exhibits showcase the history of the franchise as well as Saints highlight films and interactive exhibits.

HALL OF FAME INDUCTEES

1988: QB **Archie Manning**, WR **Danny Abramowicz**
1989: S **Tommy Myers**, K **Tom Dempsey**
1990: QB **Billy Kilmer**
1991: NT **Derland Moore**, RB **Tony Galbreath**
1992: RB **George Rogers**, G **Jake Kupp**, C **John Hill**
1993: LB **Joe Federspiel**
1994: GM **Jim Finks**, TE **Henry Childs**
1995: DE **Bob Pollard**, DE **Doug Atkins**
1996: CB **Dave Whitsell**, DB **Dave Waymer**
1997: LB **Rickey Jackson**, T **Stan Brock**
1998: RB **Dalton Hilliard**, LB **Sam Mills**
1999: QB **Bobby Hebert**, WR **Eric Martin**
2000: LB **Vaughan Johnson**, LB **Pat Swilling**
2001: TE **Hoby Brenner**, DE **Jim Wilks**
2002: Coach **Jim Mora**, DE **Frank Warren**
2003: DE **Wayne Martin**, G/T **Jim Dombrowski**
2004: Def. Coord. **Steve Sidwell**, RB **Reuben Mayes**
2006: C **Joel Hilgenberg**
2007: DE **Joe Johnson**
2008: T **William Roaf**
2009: K **Morten Andersen**
2010: WR **Joe Horn**
2011: S **Sammy Knight**
2012: Owner/Chairman of the Board **Tom Benson**, RB **Deuce McAllister**
2013: DT **La'Roi Glover**

JOE GEMELLI "FLEUR-DE-LIS" AWARD

(Awarded yearly to a person who has contributed to the betterment of the Saints organization)

1989: **Al Hirt**
1990: **Joe Gemelli**
1991: **Dave Dixon**
1992: **Charlie Kertz**
1993: **Wayne Mack**
1994: **Erby Aucoin**
1995: **Aaron Broussard**
1996: **Marie Knutson**
1997: **Angela Hill**
1998: **Joe Impastato**
1999: **Frank Wilson**
2000: **Bob Remy**
2001: **Peter (Champ) Clark**
2002: **Dean Kleinschmidt**
2003: **Jim Fast**
2004: **Bob Roesler**
2006: **Buddy Diliberto**
2007: **Saints Fans**
2008: **Barra Birrcher**
2009: **Jerry Romig**
2010: **Dan Simmons, Glennon Powell**
2011: **Bruce Miller**
2012: **Jim Henderson**
2013: **Peter Finney**

EXTRA POINTS

SAINTS IN LOUISIANA SPORTS HALL OF FAME

The Louisiana Sports Hall of Fame is dedicated to honoring sports legends who are natives of Louisiana or who played, coached or served as an administrator in the state of Louisiana.

1974: RB Jim Taylor
1988: QB Archie Manning
1992: WR Danny Abramowicz
1997: RB Dalton Hilliard
1999: LB Rickey Jackson
2000: GM Jim Finks, QB Bobby Hebert
2001: LB Sam Mills
2003: Coach Jim Mora
2006: WR Eric Martin
2007: LB Pat Swilling
2009: T William Roaf
2011: K Morten Andersen, LB Vaughn Johnson, FB Buford Jordan
2012: RB Deuce McAllister
2013: QB Tommy Hodson

WELCOME TO THE mercedes-benz superdome



The Mercedes-Benz Superdome, home of the New Orleans Saints, is one of the nation's premier sports and entertainment venues. Originally constructed in 1975, the 38-year old building has continued to serve as one of the nation's top facilities since a $336 million renovation of the building that was completed in 2011, most recently hosting Super Bowl XLVII, the 2012 NCAA Men's Final Four and the 2012 BCS College Football National Championship Game. WrestleMania XXX will come in 2014.

Since the Mercedes-Benz Superdome opened in 1975 (originally the Louisiana Superdome until 2011), it has served as the home of the Saints, with every ticket sold out on a season ticket basis since the club returned to the facility in 2006, following a one-year hiatus due to Hurricane Katrina. The stadium is the home field for Tulane University football team, the site of the New Orleans Bowl and Sugar Bowl and also hosts world class concerts and other special events that keep it busy year round.

To cap off the stadium's rebirth, the facility was renamed the "Mercedes-Benz Superdome" in 2011 after reaching a 10-year comprehensive naming rights and sponsorship agreement with Mercedes-Benz USA.

Since the start of the Mercedes-Benz Superdome's renovation in 2006, counting preseason and playoff games, the Saints have played to 71 consecutive sellouts. They set a team record for attendance inside the stadium in 2011 with 584,336 fans during the regular season, an average of 73,042 per game. The Saints' largest crowd in the Mercedes-Benz Superdome occurred on November 25, 2012, when 73,147 fans packed the stadium for a matchup against the San Francisco 49ers.

In addition to the Saints, Super Bowls and other championship sporting events have been a prominent part of the history of the Mercedes-Benz Superdome. No other facility can match the seven Super Bowls played inside the stadium following Super Bowl XLVII, played on February 3, 2013.

The stadium has also played host to five NCAA men's basketball Final Fours and three BCS College Football Championship games hosted by the Sugar Bowl.

Ground was broken on the Superdome on August 11, 1971. The facilities opened its doors on August 3, 1975 and the first football game was played on August 9 when the Saints hosted the Houston Oilers in a preseason contest. After being inoperative for a year due to damage sustained during Hurricane Katrina, the stadium reopened to a nationally televised audience on September 25, 2006 when the Saints defeated the Atlanta Falcons 23-3.

Almost immediately after the Saints defeated the Minnesota Vikings 31-28 in overtime in the NFC Championship on January 24, 2010 to advance to the Super Bowl for the first time, the stadium underwent its most comprehensive enhancement and renovations over an 18-month period. Among the upgrades were the addition of 15 luxury suites to increase the building's number to 152, widened concourses and a revamped plaza level moving patrons closer to the action, adding 3,400 lower bowl seats, renovation of four club lounges and the construction of two field level bunker club lounges, Wi-Fi throughout the stadium's campus and a brand-new team store. Outside of the Mercedes-Benz Superdome, a new exterior skin with bronze panels was created, flanked by the addition of "Mercedes-Benz Superdome" signage on the roof. A new exterior lighting system has the ability of utilizing every color of the rainbow to showcase various designs and messages in the evening, which can be seen from miles away.

As part of a long-term lease agreement between the Saints and the State of Louisiana through 2025 which resulted in these stadium upgrades, the Benson family and the State of Louisiana have also co-developed a state-of-the-art 121,000 square foot entertainment zone called Champions Square presented by Verizon, which first opened in 2010. The fan entertainment area operates before and after Saints games and features a large music stage, a 32 x 18 foot LED video board, a state-of-the-art sound system, special lighting and multiple food vendors to create a tailgate evironment for fans. It can accommodate more than 8,000 people. In addition to the food available from a group of restaurants that celebrate New Orleans' rich culinary heritage, there is also an ultra-modern lounge, club XLIV, which provides a luxurious experience for fans and is available year round for private rental.



LIVE. CLICK. PRINT.

BENNETT'S THE BIG PHOTOGRAPHIC STORE

with Bennett's Camera

504.885.9050 | WWW.BENNETTSCAMERA.COM

cameras	restorations
film processing	fine art prints
custom framing	greeting cards
video transfers	enlargements

& more...

Official Photographic Sponsor of the New Orleans Saints

NEW ORLEANS SAINTS
2013 SEASON SCHEDULE

DATE		OPPONENT	TIME	TV
PRESEASON				
Friday, Aug. 9		**vs. Kansas City Chiefs**	**7:00 pm**	**CST/FOX 8**
Friday, Aug. 16		**vs. Oakland Raiders**	**7:00 pm**	**CST/FOX 8**
Sunday, Aug. 25		at Houston Texans	3:00 pm	FOX
Thursday, Aug. 29		at Miami Dolphins	6:30 pm	CST/FOX 8
REGULAR SEASON				
Sunday, Sept. 8		**vs. Atlanta Falcons**	**12:00 pm**	**FOX**
Sunday, Sept. 15		at Tampa Bay Buccaneers	3:05 pm	FOX
Sunday, Sept. 22		**vs. Arizona Cardinals**	**12:00 pm**	**FOX**
Monday, Sept. 30		**vs. Miami Dolphins**	**7:40 pm**	**ESPN**
Sunday, Oct. 6		at Chicago Bears	12:00 pm	FOX
Sunday, Oct. 13		at New England Patriots	3:25 pm	FOX
Sunday, Oct. 20		*BYE WEEK*		
Sunday, Oct. 27		**vs. Buffalo Bills**	**12:00 pm**	**CBS**
Sunday, Nov. 3		at New York Jets	12:00 pm	FOX
Sunday, Nov. 10		**vs. Dallas Cowboys**	**7:30 pm**	**NBC**
Sunday, Nov. 17		**vs. San Francisco 49ers**	***3:25 pm**	**FOX**
Thursday, Nov. 21		at Atlanta Falcons	7:25 pm	NFL Network
Monday, Dec. 2		at Seattle Seahawks	7:40 pm	ESPN
Sunday, Dec. 8		**vs. Carolina Panthers**	***12:00 pm**	**FOX**
Sunday, Dec. 15		at St. Louis Rams	*12:00 pm	FOX
Sunday, Dec. 22		at Carolina Panthers	*12:00 pm	FOX
Sunday, Dec. 29		**vs. Tampa Bay Buccaneers**	***12:00 pm**	**FOX**

Home games in bold • All times Central • *Subject to flex scheduling

THANK YOU TO OUR
2013 PATRON SAINTS PARTNERS

Allstate. You're in good hands.
Bud Light
Chevron Human Energy
Coors Light
Coca-Cola
Cox
Entergy The Power of People
Mercedes-Benz
Ochsner Health System
Peoples Health Your Medicare Health Team
verizon
Volvo Rents
Whitney
Winn-Dixie

Home, Sweet Dome.

Welcome back for the 2013–2014 season.



We welcome you back to the Mercedes-Benz Superdome for the 2013–2014 season. We're looking forward to another great year with the Saints and the City of New Orleans.

Mercedes-Benz
The best or nothing.

Image courtesy of New Orleans Louisiana Saints, L.L.C. and the Mercedes-Benz Superdome; Photographer credit to Michael C. Hebert.
©2013 Mercedes-Benz USA, LLC